

The Baker Act

Florida Mental Health Act



Annual Report

Fiscal Year 2023-2024

Prepared for the
Department of
Children and
Families

Table of Contents: Baker Act Reporting Center Fiscal Year 2023-2024 Report

I. Introduction	3
II. At a Glance	4
III. Involuntary Examinations	5
IV. Involuntary Inpatient Placements and Involuntary Outpatient Services	14
V. Comprehensive Case Information System Pilot	16
Service of Orders for Involuntary Examination by Ex-Parte Court Orders	18
VI. Enhancing the System of Care to Reduce Behavioral Health Crisis	19
VII. Appendices	23
Appendix A: Flow Chart of the Baker Act Process	24
Appendix B: Technical Notes	25
Appendix C: Change in the Baker Act About Voluntary Admissions of Children	29
Appendix D: Suicide and Suicide Prevention	30
Appendix E: Mobile Response Teams	31
Appendix F: Involuntary Examinations by Receiving Facility	32
Appendix G: Involuntary Examinations by Initiating Law Enforcement Agency	36

For more information, see the website <http://www.usf.edu/cbcs/baker-act/>, email bakeract@usf.edu, or call the Baker Act Reporting Center at 813-974-1010.

The following people contributed to the draft of this report submitted to the Department: Annette Christy, PhD, Kavitha Gopalakrishnan, MS, Kevin Jenkins, AS, Lillian Deaton, BA, Sara Rhode, LCSW, Sarah Bogovic, BA, Jordyn Lord, OHM, and Nathan Gibson, BS. Data were entered in FY 2023-2024 by several of these people and USF undergraduate students Adrian Reyes-Alzate, Livia Gabricio Hertel, and Anna Moffitt, BA.

This report is formatted as specified in the *Department of Children and Families Communication and Style Guide* (February 2023)

This document may be reproduced in whole or in part without restriction, provided that the Baker Act Reporting Center, University of South Florida, is credited for the work.

I. Introduction

Every state has a law that addresses voluntary and involuntary examination and longer-term voluntary and involuntary treatment for mental illness. Florida's mental health statute is referred to as the Baker Act (Ch.394 F.S.). It is named after Maxine Baker, the legislator, who in 1971 wrote the first version of the Baker Act.¹ Section 394.463 (2)(e), F.S., requires the Florida Department of Children and Families (Department) to receive and maintain copies of certain forms related to involuntary examinations (Baker Act), certain documents related to involuntary inpatient placement and involuntary outpatient service. This statute also requires the Department to produce an annual report analyzing the data obtained from these documents. Rule 65E-5.280, Florida Administrative Code, specifies the document and data submission process. The Department provides free online Baker Act training and a Baker Act Manual. A flow chart of the processes in the Baker Act relevant to this report is in Appendix A.

The data used for this report were entered from the document types listed in Table 1. Data from involuntary examination forms are entered into the Department's Baker Act Data Collection System (BADCS) by Baker Act Reporting Center staff as of July 1, 2023. Data from involuntary examination forms were entered from forms mailed or securely uploaded to the Baker Act Reporting Center prior to July 1, 2023. The Baker Act Reporting Center continues to enter data from documents securely uploaded to Center by the Clerks of Court. Templates of the forms listed in Table 1 are located on the Department's Baker Act Forms web page.

The counts in this report differ from the Baker Act Dashboard because the report is based on point-in-time data provided in July 2024, while the dashboard offers near-real-time data, including later entries from receiving facilities. These data are needed soon after the end of the fiscal year to provide sufficient time to produce the report draft and ensure timely publication by the statutorily required deadline of November 30th. The dashboard allows for more current and dynamic opportunities for analysis compared to the point-in-time data used in the report.

Table 1: Document Submission Requirements and Data Entry

Involuntary Examination Forms from Baker Act Receiving Facilities	
CF-MH 3118*	Baker Act Data Collection Form
CF-MH 3052a	Report of Law Enforcement Officer Initiating Involuntary Examination
CF-MH 3052b	Certificate of Professional Initiating Involuntary Examination
CF-MH 3001	Ex Parte Court Order for Involuntary Examination
CF-MH 3100**	Transportation to the Receiving Facility
Involuntary Placement/Services Related Documents from Clerks of Court	
CF-MH 3032	Petition for Involuntary Inpatient Placement
CF-MH 3008	Order for Involuntary Inpatient Placement
CF-MH 3130	Petition for Involuntary Outpatient Services
CF-MH 3155	Order for Involuntary Outpatient Services or Continued Involuntary Outpatient Services
CF-MH 3145	Proposed Individualized Treatment Plan for Involuntary Outpatient Services and Continued Involuntary Outpatient Services

*With the implementation of the BADCS statewide on 7/1/2023, Baker Act receiving facilities are no longer required to complete this form. However, certain data elements from this form are entered into the BADCS.

**A change in Chapter 394, F.S. in 2022 required Baker Act receiving facilities to submit this form to the Department, although no data are currently entered into the BADCS from this form. F.A.C. 65E-5 provides guidance about data entry and document uploading to the Department's BADCS. Additional details about the BADCS are contained on the Department's website for the BADCS, which includes the Baker Act Submission User Manual.

¹ A Guide to the Maxine E. Baker Papers". George A. Smathers Libraries. University of Florida. Retrieved February 16, 2018. <https://findingaids.uflib.ufl.edu/repositories/2/resources/180>

II. At a Glance

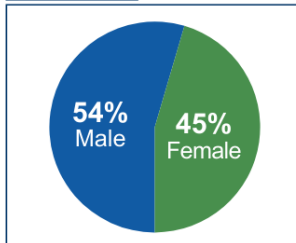
FISCAL YEAR 2023-2024 REPORT HIGHLIGHTS

Baker Act Reporting Center

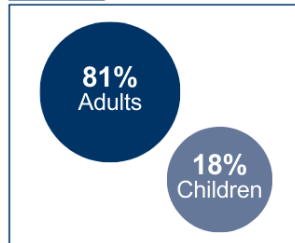
Examinations



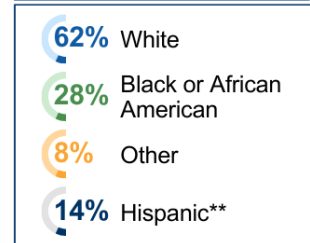
Gender



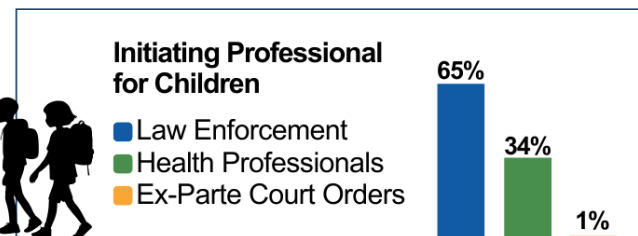
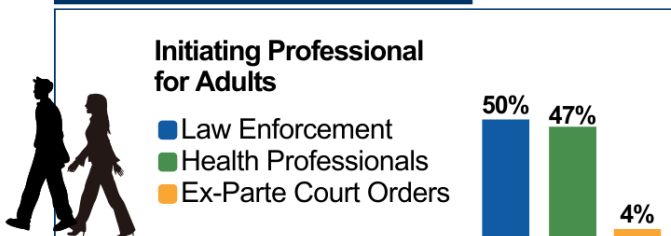
Age




Race and Ethnicity*




Initiating Professional Types



Evidence Type



Harm Type



Trend

1 Year Trend

FY 2022-2023 to FY 2023-2024

-7% involuntary examinations

-4% individuals with involuntary examinations

5 Year Trend

FY 2019-2020 to FY 2023-2024

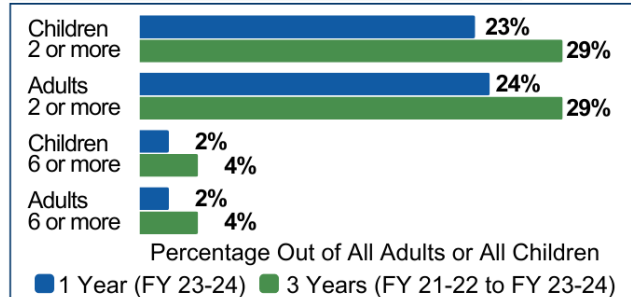
-20% involuntary examinations

-16% individuals with involuntary examinations

Professional Certificate Types

Certificate Type	All Ages	Adult	Child
Physician (not Psychiatrist)	64%	67%	46%
Mental Health Counselor	13%	12%	24%
Physician (Psychiatrist)	8%	8%	6%
Clinical Social Worker	7%	5%	16%
Psychiatric Nurse	4%	4%	2%
Physician Assistant	3%	3%	3%
Marriage and Family Therapist	<1%	<1%	<2%
Clinical Psychologist	<1%	<1%	<2%

Repeated Involuntary Examinations



*Some percentages do not sum to 100% due to rounding or missing data.

**Hispanic origin was collected separately from race; federal policy states that Hispanic individuals can be of any race.

III. Involuntary Examinations

In Fiscal Year (FY) 2023-2024, **161,576** involuntary examinations were conducted for **107,560** individuals.² The number of involuntary examinations is shown for five years for all ages (Table 2a). From FY 2022-2023 to FY 2023-2024 involuntary examinations decreased seven percent and the number of individuals with involuntary examinations decreased four percent. From FY 2019-2020 to FY 2023-2024 involuntary examinations decreased 20 percent and individuals with involuntary examinations decreased 16 percent.³ Counts and percentages for children and more refined age groups for adults are shown in Table 2b.

Table 2a: Involuntary Examinations Across Five Fiscal Years

Fiscal Year	Involuntary Examinations
2023-2024	161,576
2022-2023	173,721
2021-2022	170,048
2020-2021	194,680
2019-2020	202,598

Table 2b: Involuntary Examinations for Five Fiscal Years by Age Sub-Groups

Fiscal Year	Involuntary Examinations		Fiscal Year	Involuntary Examinations	
	Counts	% Age Group out of Total Examinations		Counts	% Age Group out of Total Examinations
Children (<18)⁴			Adults 25-64		
2023-2024	29,612	18.33%	2023-2024	98,848	61.18%
2022-2023	33,685	19.39%	2022-2023	104,831	60.34%
2021-2022	34,234	20.13%	2021-2022	100,559	59.14%
2020-2021	38,557	19.81%	2020-2021	115,359	59.26%
2019-2020	35,965	17.75%	2019-2020	124,474	61.44%
Adults 18-24			Adults 65+		
2023-2024	20,029	12.40%	2023-2024	11,697	7.22%
2022-2023	21,519	12.39%	2022-2023	12,131	6.98%
2021-2022	21,823	12.83%	2021-2022	11,606	6.83%
2020-2021	24,699	12.69%	2020-2021	13,288	6.83%
2019-2020	25,051	12.36%	2019-2020	14,789	7.30%

² Note that the counts in this report are slightly different than the counts you will see on the [Department's Baker Act Dashboard](#). Additional details about this difference are in Appendix B on page 26.

³ Note that the **date the involuntary examination was initiated** was used to categorize involuntary examinations by date for FY 2019-2020, FY 2020-2021, and FY 2021-2022, while new data system (BADCS) requires the entry of the **date the person arrived** at the facility but not the date the involuntary examination was initiated. The date the person arrived at the receiving facility was used from FY 2022-2023 forward in time to categorize by date.

⁴ See [Appendix B](#) for details about a 2022 statutory change related to voluntary admissions of children to Baker Act Receiving Facilities that likely impacted the number of involuntary examinations for children.

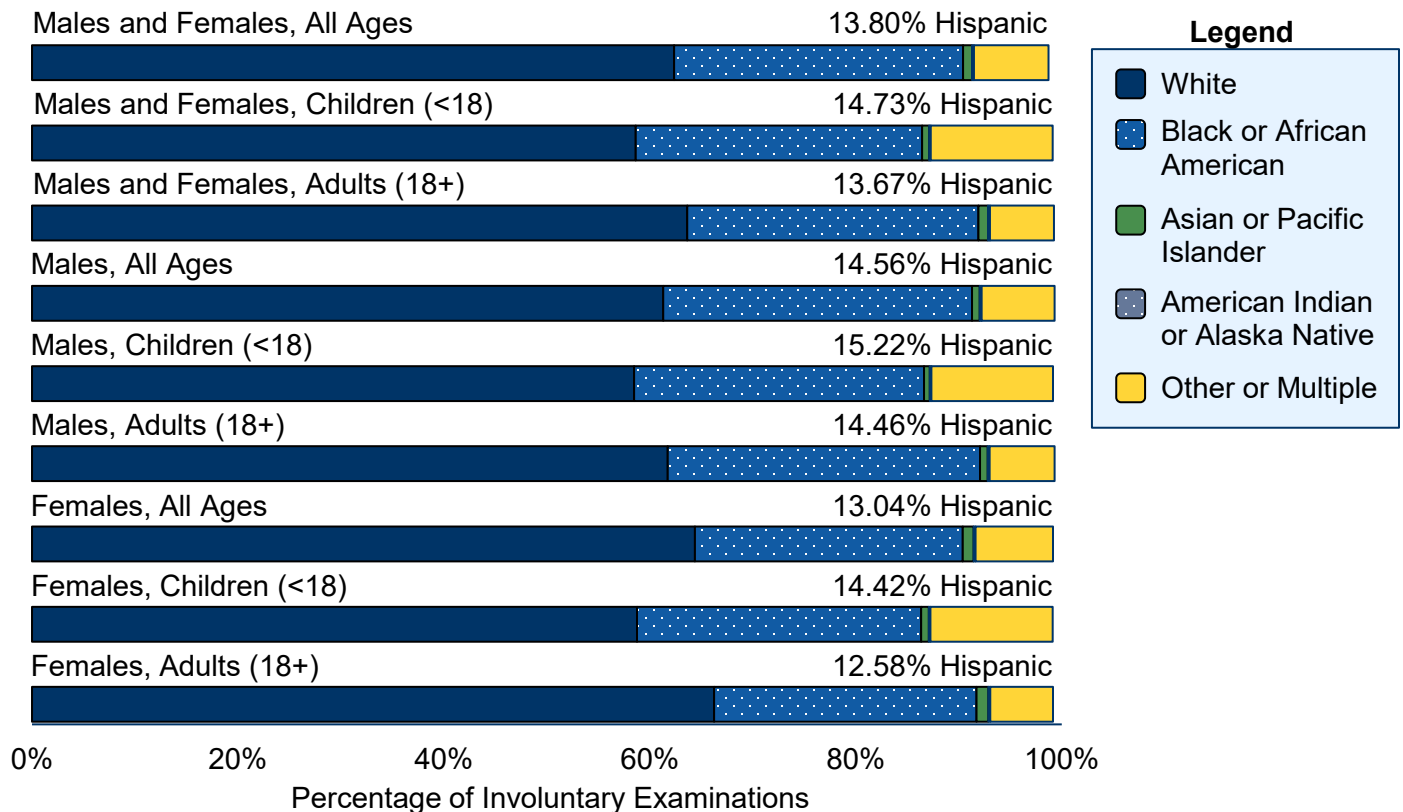
Demographics: Of the 161,576 involuntary examinations in FY 2023-2024, 54.39 percent were for males, 45.06 percent for females, and gender was unknown for less than one percent. Race and ethnicity breakdowns by age and gender groups are shown in Table 3 and Figure 1. Some percentages do not sum to 100 percent due to missing data and rounding. Counts of involuntary examinations below 20 were redacted for small cell sizes to eliminate the ability to use total counts or percentages to determine the exact count of redacted cells.

Table 3: Race and Ethnicity Breakdown by Age and Gender Groups

Race or Ethnicity	Females and Males			Males			Females		
	All Ages	Children (<18)	Adults (18+)	All Ages	Children (<18)	Adults (18+)	All Ages	Children (<18)	Adults (18+)
White	62.37%	58.64%	63.62%	61.29%	58.47%	61.74%	64.38%	58.75%	66.24%
Black or African American	28.05%	27.80%	28.29%	30.01%	28.15%	30.32%	26.00%	27.58%	25.48%
Asian or Pacific Islander	0.87%	0.68%	0.92%	0.74%	<1%	0.76%	1.05%	0.76%	1.14%
American Indian or Alaska Native	0.18%	0.16%	0.19%	0.18%	<1%	0.18%	0.19%	0.17%	0.20%
Other or Multiple	7.24%	11.84%	6.22%	7.08%	11.83%	6.31%	7.52%	11.85%	6.09%
Hispanic Origin									
Hispanic*	13.80%	14.73%	13.67%	14.56%	15.22%	14.46%	13.04%	14.42%	12.58%

*Hispanic ethnicity was collected separately from race. Hispanic individuals can be any race.

Figure 1: Race and Ethnicity Breakdown by Age and Gender Groups

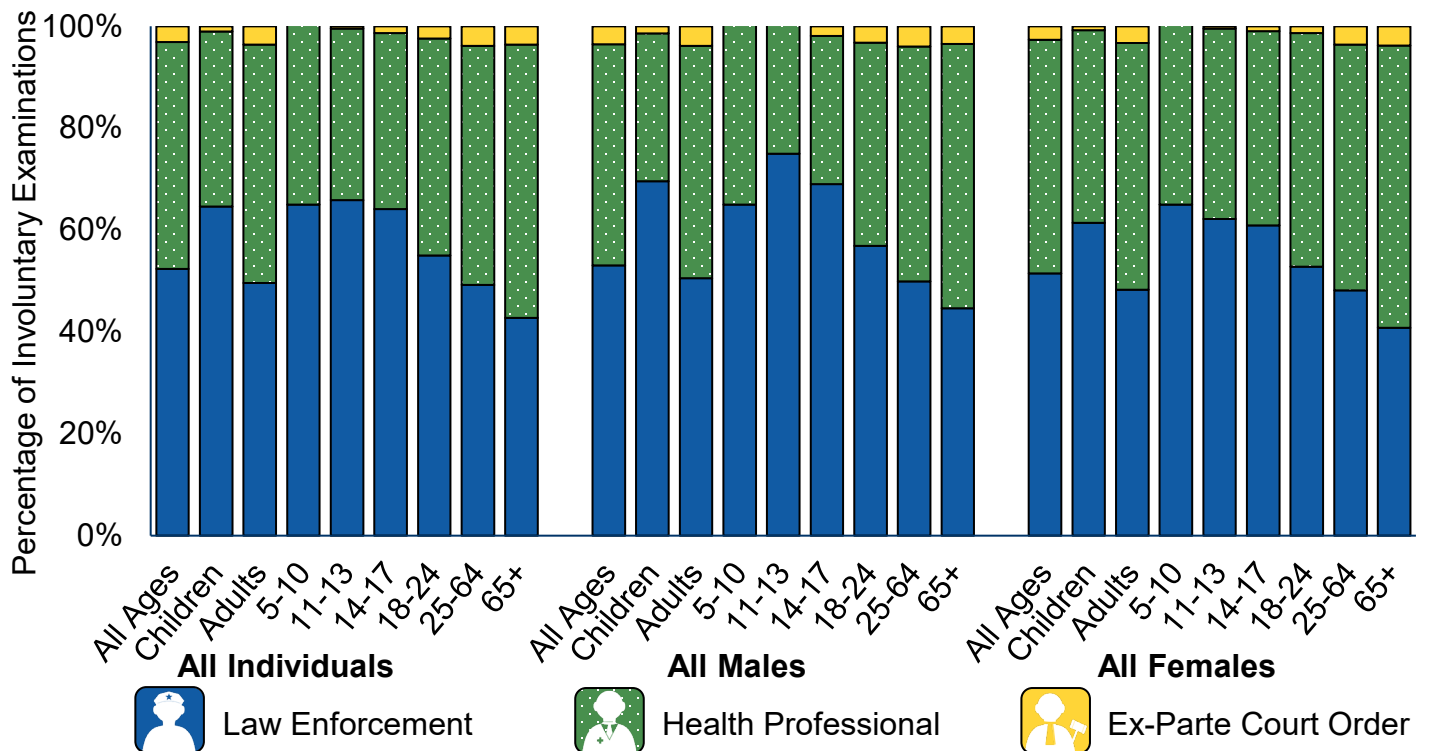


Initiation Type: Involuntary examinations may be initiated by law enforcement, certain health professionals, or ex-parte court orders (see Table 4 and Figure 2). The types of health professionals that initiated involuntary examinations are shown in Table 5. For all ages, 52.36 percent of the involuntary examinations in FY 2023-2024 were initiated by law enforcement, 44.53 percent were initiated by a health professional, and 3.11 percent were initiated via ex-parte court order. Counts of involuntary examinations below 20 were redacted for small cell sizes, along with additional percentages to eliminate the ability to use total counts or percentages to determine the exact count of redacted cells. These counts were rounded to the nearest percentage by fives.

Table 4: Initiation Type for FY 2023-2024 by Age and Gender Sub-Groups

Initiation Type	All Ages	Children (<18)	Adults (18+)	5-10	11-13	14-17	18-24	25-64	65+
Males and Females									
Law Enforcement	52.36%	64.62%	49.58%	<65%	65.85%	64.10%	54.99%	49.21%	42.76%
Health Professional	44.53%	34.35%	46.82%	<40%	33.72%	34.55%	42.63%	46.95%	53.63%
Ex-Parte Court Order	3.11%	1.03%	3.60%	<1%	0.43%	1.35%	2.38%	3.84%	3.61%
Males									
Law Enforcement	53.06%	69.59%	50.52%	<65%	<75%	69.02%	56.89%	49.89%	44.65%
Health Professional	43.42%	29.01%	45.63%	<40%	<30%	29.05%	39.88%	46.12%	51.89%
Ex-Parte Court Order	3.52%	1.40%	3.84%	<1%	<1%	1.93%	3.24%	3.99%	3.46%
Females									
Law Enforcement	51.50%	61.40%	48.27%	<65%	62.17%	60.90%	52.80%	48.18%	40.82%
Health Professional	45.85%	37.81%	48.47%	<40%	37.40%	38.13%	45.83%	48.20%	55.41%
Ex-Parte Court Order	2.65%	0.79%	3.26%	<1%	0.42%	0.97%	1.38%	3.63%	3.77%

Figure 2: Initiation Type for FY 2023-2024 by Age and Gender Sub-Groups



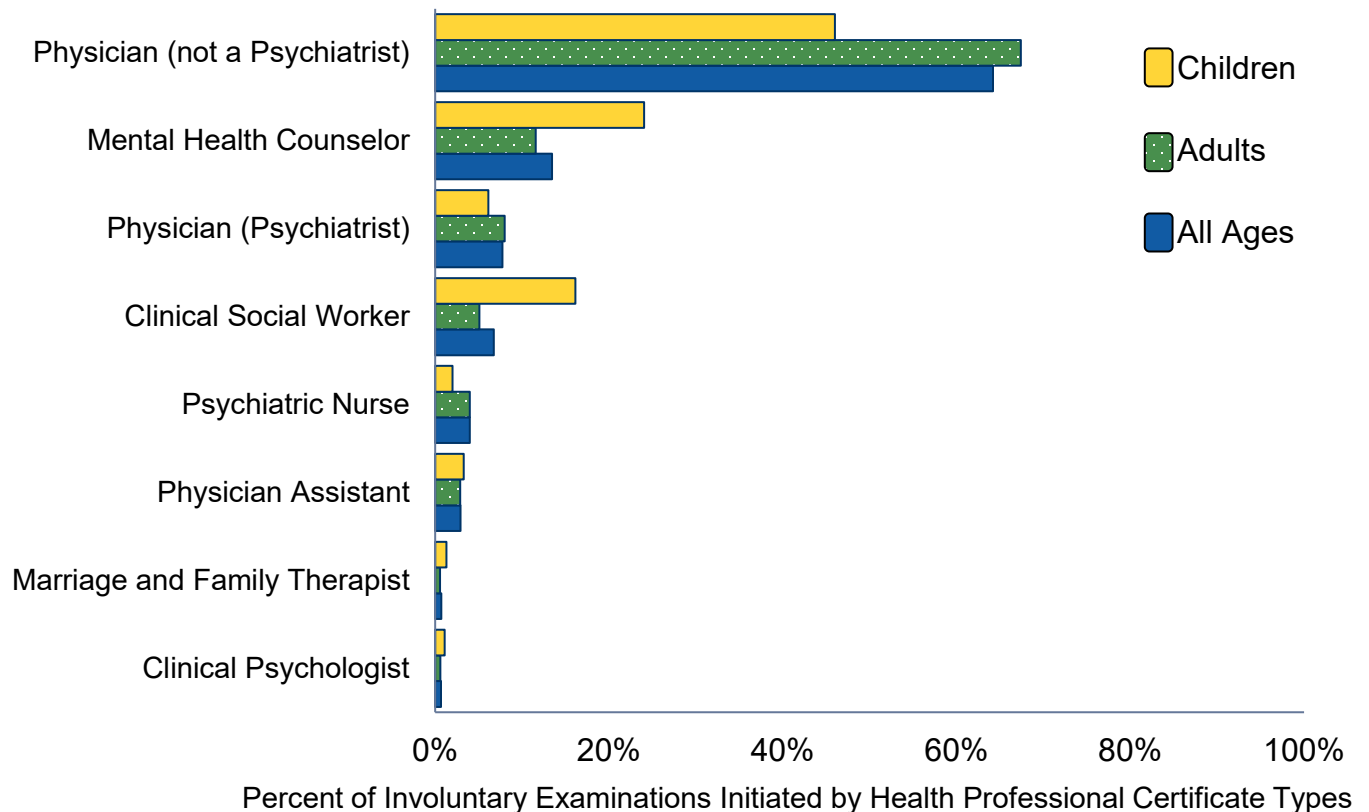
Professional Certificate Type: Percentages of involuntary examinations initiated by a health professional are shown by professional certificate type in Table 5 and pictured in Figure 3. Children under the age of 18 with involuntary examinations initiated by professional certificates were more likely than other age groups to have involuntary examinations initiated by licensed mental health counselors and licensed clinical social workers and were less likely than other groups to have involuntary examinations initiated by physicians (including psychiatrists).

Table 5: Involuntary Examination Initiations by Professional Certificate Type and Age Groups

Professional Certificate Type	All Ages	Adults (18+)	Children (<18)
Physicians (not a Psychiatrist)	64.19%	67.42%	45.99%
Mental Health Counselors	13.46%	11.59%	24.05%
Physicians (Psychiatrists)	7.72%	8.01%	6.12%
Clinical Social Workers	6.75%	5.08%	16.15%
Psychiatric Nurses	3.57%	3.83%	2.04%
Physician Assistants	2.93%	2.88%	3.27%
Marriage and Family Therapists	0.69%	0.58%	1.29%
Clinical Psychologists	0.68%	0.60%	1.09%

Percentages were calculated by dividing the number of involuntary examinations initiated by certain professional certificate types by the total number of involuntary examinations initiated by any health professional.

Figure 3: Involuntary Examinations Initiated by Certain Health Professional Types by Age Groups

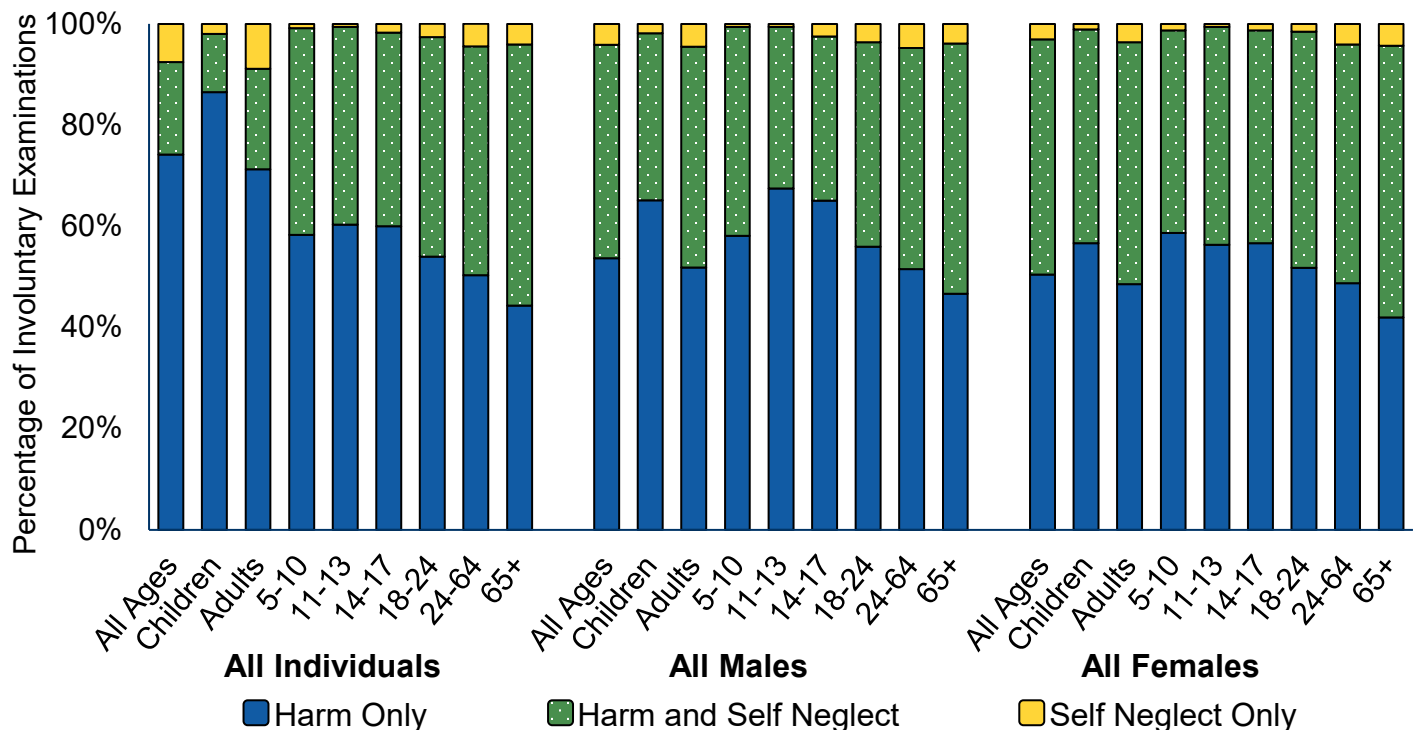


Evidence Type: To initiate an involuntary examination, there must be evidence of harm, neglect, or both harm and neglect (see Table 6 and Figure 4 below). For all ages, almost three-quarters (74.16 percent) of involuntary examinations were based on evidence of *harm only*, which includes both *self-harm* and *harm to others*. There were 18.26 percent of involuntary examinations based on *both harm and self-neglect*. There were 7.58 percent of involuntary examinations based on evidence of *self-neglect only*. Adults were more likely than children to have an involuntary examination based on *self-neglect only*. Counts of involuntary examinations below 20 were redacted for small cell sizes along with additional percentages to eliminate the ability to use total counts or percentages to determine the exact count of redacted cells. These counts were rounded to the nearest percentage by fives.

Table 6: Evidence Type for FY 2023-2024 by Gender and Age Sub-Groups

Evidence Type	All Ages	Children (<18)	Adults (18+)	5-10	11-13	14-17	18-24	25-64	65+
Males and Females									
Harm Only	74.16%	86.50%	71.24%	<60%	60.34%	59.99%	53.98%	50.36%	44.30%
Harm and Self-Neglect	18.26%	11.54%	19.86%	<45%	39.08%	38.26%	43.39%	45.19%	51.61%
Self-Neglect Only	7.58%	1.96%	8.90%	<1%	0.58%	1.75%	2.64%	4.46%	4.08%
Males									
Harm Only	53.66%	65.13%	51.85%	<60%	67.48%	65.06%	55.97%	51.55%	46.64%
Harm and Self-Neglect	42.21%	33.04%	43.64%	<45%	31.93%	32.47%	40.42%	43.70%	49.49%
Self-Neglect Only	4.13%	1.83%	4.51%	<1%	0.59%	2.47%	3.60%	4.75%	3.86%
Females									
Harm Only	50.45%	56.64%	48.59%	<60%	56.36%	56.66%	51.76%	48.73%	41.96%
Harm and Self-Neglect	46.51%	42.29%	47.77%	<45%	43.06%	42.06%	46.67%	47.21%	53.73%
Self-Neglect Only	3.04%	1.07%	3.64%	<1%	0.58%	1.28%	1.57%	4.06%	4.31%

Figure 4: Evidence Type for FY 2023-2024 by Gender and Age Sub-Groups

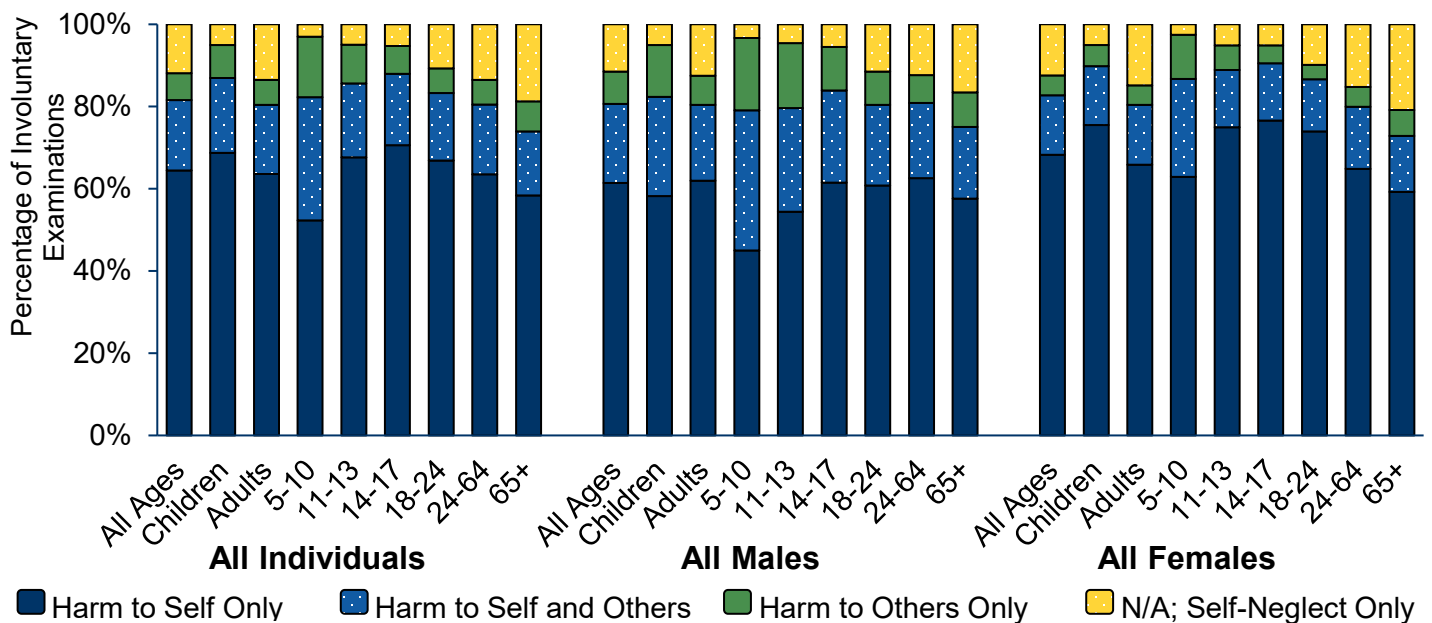


Harm Type: Harm can be further broken down into *harm to self* and/or *harm to others*. The percentage of involuntary examinations that had harm as an evidence type (either harm only or both harm and neglect) by harm type is shown in Table 7 and Figure 5. Almost two-thirds (64.43 percent) of all involuntary examinations were based on evidence of *harm to self only*. There were 17.16 percent of all involuntary examinations based on both *harm to self* and *harm to others*. *Harm to others only* was used as evidence for 6.51 percent of all involuntary examinations. Harm type was irrelevant for 11.90 percent of all involuntary examinations because the evidence type was self-neglect only. In Table 7, counts of involuntary examinations below 20 were redacted for small cell sizes along with additional percentages to eliminate the ability to use total counts or percentages to determine the exact count of redacted cells. These counts were rounded to the nearest percentage by fives.

Table 7: Harm Type for Involuntary Examinations with Harm as an Evidence Type by Gender and Age

Harm Type	All Ages	Children (<18)	Adults (18+)	5-10	11-13	14-17	18-24	25-64	65+
Males and Females									
Harm to Self Only	64.43%	68.73%	63.59%	52.33%	67.67%	70.61%	66.84%	63.48%	58.40%
Harm to Self and Others	17.16%	18.19%	16.80%	29.93%	17.93%	17.31%	16.43%	17.00%	15.58%
Harm to Others Only	6.51%	8.03%	6.09%	14.75%	9.46%	6.81%	5.99%	5.98%	7.32%
N/A; Self-Neglect Only	11.90%	5.05%	13.51%	3.00%	4.94%	5.28%	10.74%	13.53%	18.70%
Males									
Harm to Self Only	61.40%	58.21%	61.96%	44.96%	54.38%	61.46%	60.80%	62.55%	57.61%
Harm to Self and Others	19.26%	24.17%	18.44%	34.16%	25.22%	22.48%	19.59%	18.31%	17.45%
Harm to Others Only	7.82%	12.55%	7.06%	17.55%	15.82%	10.57%	8.13%	6.76%	8.37%
N/A; Self-Neglect Only	11.52%	5.07%	12.54%	3.32%	4.59%	5.49%	11.47%	12.38%	16.57%
Females									
Harm to Self Only	68.25%	75.54%	65.86%	<65%	74.93%	76.57%	73.91%	64.86%	59.22%
Harm to Self and Others	14.49%	14.31%	14.53%	<25%	13.95%	13.93%	12.74%	15.06%	13.66%
Harm to Others Only	4.85%	5.11%	4.74%	<15%	5.99%	4.35%	3.47%	4.84%	6.26%
N/A; Self-Neglect Only	12.41%	5.04%	14.86%	<5%	5.13%	5.14%	9.89%	15.24%	20.86%

Figure 5: Harm Type for Involuntary Examinations with Harm as an Evidence Type by Gender and Age



Repeated Involuntary Examinations for One Year and Three Years

Information about repeated involuntary examinations for one year (FY 2023-2024) and three years (FY 2021-2022 through FY 2023-2024) is shown in Tables 8a and 8b, as well as Figures 6 and 7. Approximately one quarter of adults experienced two or more involuntary examinations during the one-year and three years. During the one-year period, one-quarter of children experienced two or more involuntary examinations. During the three years, 29 percent of children experienced two or more involuntary examinations.⁵

Table 8a: Repeated Involuntary Examinations for **Adults** by One-year and Three-years

Number of Involuntary Examinations	Count of Adults	Percent of Adults	Count of Examinations	Percent of Examinations
1 Year: FY 2023-2024				
1	66,459	76.21%	66,459	50.90%
2	11,767	13.49%	23,534	18.02%
3	4,041	4.63%	12,123	9.28%
4	1,953	2.24%	7,812	5.98%
5	946	1.08%	4,730	3.62%
6-10	1,476	1.69%	10,655	8.16%
11-19	317	0.36%	4,165	3.19%
20+	40	0.05%	1,038	0.79%
Total	87,208 Adults		130,574 Involuntary Examinations	
3 Years: FY 2021-2022 through FY 2023-2024				
1	159,329	71.15%	159,329	39.08%
2	32,444	14.49%	64,888	15.92%
3	12,366	5.52%	37,098	9.10%
4	6,352	2.84%	25,408	6.23%
5	3,833	1.71%	19,165	4.70%
6-10	6,631	2.96%	48,806	11.97%
11-19	2,236	1.00%	30,557	7.50%
20+	746	0.33%	22,441	5.50%
Total	223,937 Adults		407,692 Involuntary Examinations	

Counts of individuals with 20 or more involuntary examinations during the year are grouped together to redact for cell sizes lower than 10.

⁵ There were 607 individuals who were in more than one age category for FY 2023-2024. This means that the one-year count of individuals summed from Table 8a and Table 8b equals 108,167, while the total count of individuals with involuntary examinations in FY 2023-2024 equals 107,560.

Table 8b: Repeated Involuntary Examinations for **Children** by One-year and Three-years

Number of Involuntary Examinations	Count of Children	Percent of Children	Count of Examinations	Percent of Examinations
1 Year: FY 2023-2024				
1	14,791	75.25%	14,791	49.95%
2	2,572	13.09%	5,144	17.37%
3	894	4.55%	2,682	9.06%
4	408	2.08%	1,632	5.51%
5	250	1.27%	1,250	4.22%
6-10	379	1.93%	2,786	9.41%
11+	86	0.44%	1,327	4.48%
Total	19,655 Children		29,612 involuntary examinations	
3 Years: FY 2021-2022 through FY 2023-2024				
1	39,478	70.70%	39,478	41.30%
2	8,569	15.35%	17,138	17.93%
3	3,044	5.45%	9,132	9.55%
4	1,583	2.83%	6,332	6.62%
5	928	1.66%	4,640	4.85%
6-10	1,629	2.92%	11,921	12.47%
11-19	500	0.90%	6,802	7.12%
20+	109	0.20%	3,155	3.30%
Total	55,840 Children		95,598 involuntary examinations	

Groupings of the maximum number of involuntary examinations reported for children (11+) and adults (20+) were used to redact for small cell sizes.

Figure 6: Repeated Involuntary Examinations for Children and Adults by One-year and Three-years

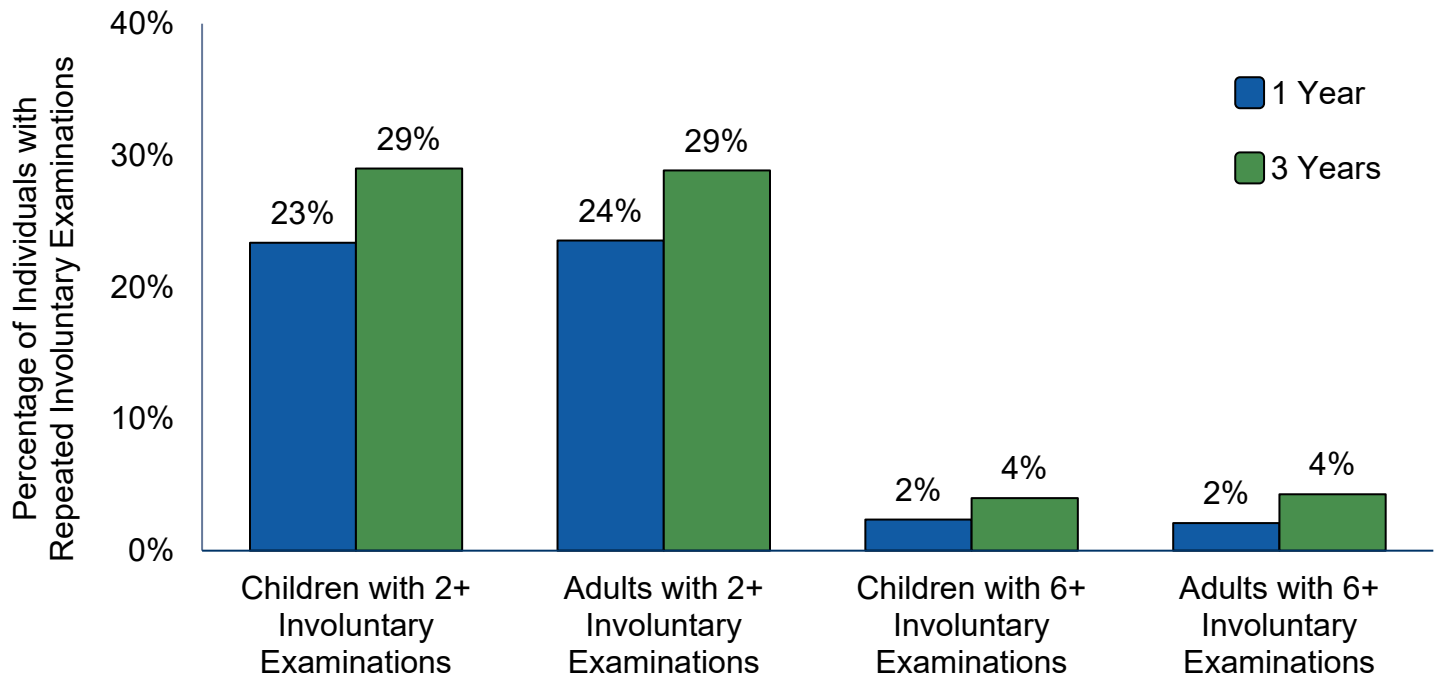
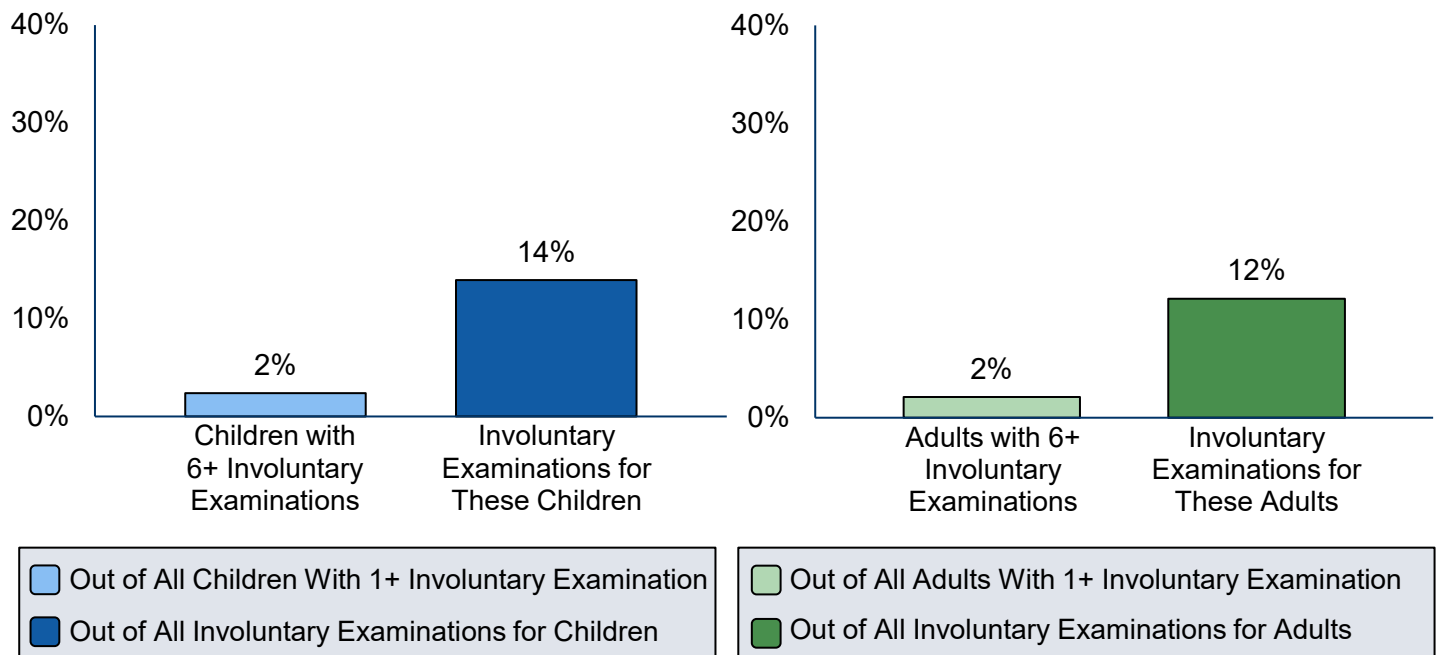


Figure 7 shows how the small percentage of children and adults with six or more involuntary examinations in FY 2023-2024 accounted for a disproportionately large percentage of involuntary examinations. For example, the two percent of children with six or more involuntary examinations during the year accounted for 14 percent of all involuntary examinations for children. The two percent of adults with six or more involuntary examinations during the year accounted for 12 percent of all involuntary examinations for adults.

Figure 7: Repeated Involuntary Examinations by Children and Adults in FY 2023-2024



IV. Involuntary Inpatient Placements and Involuntary Outpatient Services

This section summarizes data entered from documents submitted by Clerks of Court statewide to the Baker Act Reporting Center. This includes petitions and orders for involuntary inpatient placement, and petitions, orders, and treatment plans for involuntary outpatient services.⁶ Baker Act Reporting Center staff establish a timeframe for the submission of documents from Clerks of Courts. There is no statutorily required timeframe within which Clerks of Courts are required to submit these documents. Timeframes vary, such as monthly for counties with fewer of these types of cases and more frequently for counties with a higher volume of cases. Note the timing of this report limits the data available for FY 2023-2024. Therefore, this section of the report focuses on FY 2022-2023.

Florida Courts Data on Hearings: Information on the Office of State Court Administrators (OSCA) Florida Courts website about Court Statistics helps provide context to the information reported by the Baker Act Reporting Center about involuntary inpatient placement and involuntary outpatient services. The Statistics page of this OSCA website provides access to Trial Court Statistics. A summary generated from the Florida courts website of trial court statistics for probate cases in FY 2022-2023 is shown in Table 9. It is important to understand that these OSCA data are compiled and reported for purposes of court administration. OSCA data are being used to understand the number of different case types to compare to data entered at the Baker Act Reporting Center from Clerks of Courts documents in this report. There are many nuances as to why these numbers may differ slightly. Also, these OSCA data can be used to count hearings, but they do not indicate the outcome of the hearing. In the context of “Baker Act” cases, these OSCA data do not tell us about the counts of cases for which people were and were not ordered to involuntary inpatient placement, for example.

Table 9: OSCA Trial Court Statistics Summary Report System for Probate Cases – FY 2022-2023
Summary Reporting System (SRS)

Summary for the month of July 2022 through June 2023

State Total

Probate

	Probate	Guardianship	Trust	Baker Act	Substance Abuse	Other Social	Total
A. Cased Filed	72,765	9,398	714	51,317	10,236	6,364	150,794
B. Cases Disposed							
1. Dismissed Before Hearing	34,064	1,157	169	27,262	4,780	997	68,429
4. Disposed By Judge	36,736	6,445	440	20,905	5,319	4,716	74,561
5. Disposed By Non-Jury Trial	85	879	5	1,052	78	330	2,429
7. Other	1,050	192	28	2,428	19	35	3,752
Total Disposed	71,935	8,673	642	51,647	10,196	6,078	149,171
C. Cases Reopened	19,555	87,778	170	1,785	2,130	2,502	113,920

SRS data are used to measure trial court activity in Florida. These data are not intended as a measure of efficiency of the judiciary, state attorneys, or public defenders.

These data are based on information received from the Clerks of Court and are extracted from a static data base containing the official trial court statistics.

10/30/2024 7:22:22 AM

⁶ Note that “involuntary services” was referred to in the Baker Act as “involuntary outpatient placement” in the past. Nationally some individuals refer to this legal mechanism as “involuntary outpatient commitment,” “assisted outpatient treatment” or AOT.

The data in Table 9 show that statewide for FY 2022-2023, about half (53 percent), of “Baker Act” cases were dismissed before the hearing. Note that the “Baker Act” column in Table 9 includes case counts for involuntary inpatient placement and involuntary outpatient services, as well as ex-parte orders for involuntary examinations. The data on ex-parte court-ordered involuntary examinations are entered by Baker Act receiving facilities into the Baker Act Data Collection System. This means that an estimate of the number of involuntary inpatient placement and involuntary outpatient services cases can be computed by subtracting the number of ex-parte court orders for involuntary examination from the count of Baker Act cases as reported in the OSCA data. This is an overestimate because involuntary examination petitions that do not result in a person being ordered to an involuntary examination by ex-parte court order are not in the involuntary examination data to subtract from the total number of Baker Act cases but are part of the “Baker Act” case counts in the OSCA data.

Also of note, it is logical to think that the number of cases filed should equal the number of cases disposed. However, Table 9 shows that 330 more Baker Act cases were disposed of than filed. This is due to the timing of how cases are recorded in these OSCA data. For example, a case filed in late June 2023 would have been counted as a “case filed” for FY 2022-2023, but if disposed of in July 2023 would have been counted in the trial court statistics for FY 2023-2024. Given these timing issues, the count of cases filed compared to cases disposed of is remarkably close.

Note that Chapter 394, F.S., specifies that the Department receives orders for involuntary inpatient placement and involuntary outpatient services⁷ but does not specify a requirement for petitions. The statute specifies that Clerks of Courts submit petitions for involuntary inpatient services⁸ and involuntary outpatient services⁹ but does not specify a requirement for the submission of orders to the Department. In FY 2022-2023, the OSCA data shows that 51,317 Baker Act cases were filed. Subtracting the 4,370 cases of involuntary examinations via ex-parte court orders results in an estimated 46,604 cases of involuntary inpatient placement and involuntary outpatient services combined (see Table 10).

Revised language as of 2024 in Chapter 394, F.S., and Chapter 397, F.S., (the Marchman Act) has similar issues about document submission to the language in place before 2024. The document submission process can be improved with changes to the statute and rule that add specificity to who submits what to whom, in what timeframe. A requirement for Clerks of Courts to submit orders and petitions or authorize the Baker Act Reporting Center to access documents from a certain data system, such as the Comprehensive Case Information System (CCIS), will enrich the data (see page 16 for information about the Baker Act Reporting Center’s CCIS Pilot project).

⁷ The Department’s Receipt of Orders 2023: The department shall receive and maintain the copies of ex parte orders, involuntary outpatient services orders issued pursuant to s. 394.4655, involuntary inpatient placement orders issued pursuant to s. 394.467, professional certificates, law enforcement officers’ reports, and reports relating to the transportation of patients.394.463(2)(d)4(e) (2023).

⁸ Submission of documents for involuntary inpatient placement 2023: Upon filing, the clerk of the court shall provide copies to the department, the patient, the patient’s guardian or representative, and the state attorney and public defender of the judicial circuit in which the patient is located. A fee may not be charged for the filing of a petition under this subsection. 394.467 (3) (2023)

⁹ Submission of documents for involuntary outpatient services 2023:

When the petition has been filed, the clerk of the court shall provide copies of the petition and the proposed treatment plan to the department, the managing entity, the patient, the patient’s guardian or representative, the state attorney, and the public defender or the patient’s private counsel. 394.4655(4) (2)(c), F.S., and When the petition has been filed, the clerk of the court shall provide copies of the certificate and the individualized plan of continued services to the department, the patient, the patient’s guardian advocate, the state attorney, and the patient’s private counsel or the public defender. 394.4655(8)(a)4, F.S. (2023)

Table 10: Involuntary Inpatient Placement and Involuntary Outpatient Services Documents Received by the Baker Act Reporting Center – FY 2022-2023

County	Involuntary Inpatient Placement		Involuntary Outpatient Services		
	Petition	Order	Petition	Order	Treatment Plan
Hillsborough	6,463	128			
Broward	3,882	46			
Miami-Dade	3,621	84			
Pinellas	3,101	123	14	13	21
Lee	2,689	<10	28	11	<10
Polk	2,428	28			
Duval	2,032	35			
Alachua	1,831		<10		
Palm Beach	1,720	304	<10	<10	
Sarasota	1,666	12			
Orange	1,242	350			
Hernando	1,197	194			
Volusia	1,160	98			
Collier	1,145	105	<10	<10	<10
Pasco	1,038	23			
Escambia	919	42			
Leon	711	53		<10	
Brevard	616	206			
Charlotte	578	13			
Marion	495	180			
Manatee	478	<10			
Okaloosa	431	94	<10		
Seminole	413	106	<10		
Columbia	389	54			
Saint Lucie	348	122			
Martin	239				
Osceola	198	17			
Bay	187	<10			
Lake	151	105	18	19	
Clay	127				
Indian River	101	16			
Saint Johns	89	82			
Monroe	84	11			
Total	41,769	2,631	60	43	21

The total number of cases of involuntary inpatient placement and involuntary services filed based on Baker Act Reporting Center data entry from documents submitted by Clerks of Courts (41,769) is remarkably close to the estimated number of cases based on OSCA data (46,604). Keeping in mind that petitions for ex-parte orders that did not result in an involuntary examination were not subtracted from the total count of Baker Act Cases in the OSCA data means that the difference between the estimated cases is even less.

V. Comprehensive Case Information System Pilot

The Baker Act Reporting Center started a pilot in December 2023 to determine the feasibility of locating Clerks of Courts documents in the Comprehensive Case Information System (CCIS) and entering data from them. Not all counties allowed the Baker Act Reporting Center access to documents in CCIS. About half, 33 out of 67, of counties have at least one Baker Act receiving facility. The Baker Act Reporting Center only receives documents from Clerks of Courts in counties with a Baker Act receiving facility. This is because, with one caveat, the Baker Act receiving facilities file petitions for involuntary inpatient placement and involuntary outpatient services. The caveat is that state treatment facilities may file petitions for involuntary outpatient services, but they must be filed with the Clerk of Courts in the county to which the person is going to be released. This means it is possible for a petition for involuntary outpatient services to be filed in a county without a receiving facility. However, this does not occur based on information provided to the Baker Act Reporting Center by Department staff.

- **Counties with Baker Act Receiving Facilities**
 - Yes – Able to Access Documents in CCIS (n = 16): Alachua, Brevard, Broward, Charlotte, Clay, Columbia, Indian River, Leon, Lake, Lee, Marion, Martin, Monroe, Pasco, St. Johns, and Volusia
 - No – Unable to Access Documents in CCIS (n = 17): Bay, Collier, Duval, Escambia, Manatee, Orange, Hernando, Miami-Dade, Okaloosa, Hillsborough, Osceola, Palm Beach, Pinellas, Polk, Sarasota, Seminole, and St. Lucie
- Counties with No Baker Act Receiving Facilities (n = 34): Baker, Bradford, Calhoun, Citrus, DeSoto, Dixie, Flagler, Franklin, Gadsden, Gilchrist, Glades, Gulf, Hamilton, Hardee, Hendry, Highlands, Holmes, Jackson, Jefferson, Lafayette, Levy, Liberty, Madison, Nassau, Okeechobee, Putnam, Santa Rosa, Sumter, Suwannee, Taylor, Union, Wakulla, Walton, and Washington.

Baker Act Reporting Center staff were able to locate documents in CCIS for 16 counties and enter data from them. This was done by looking up cases classified as “mental health” for each county for each month. Cases included in the “mental health” category include those for involuntary inpatient placement, involuntary outpatient services, substance abuse-related (Marchman Act) involuntary assessment and treatment, petitions to determine incapacity, risk protection orders, and involuntary examinations via ex-parte court orders. The following was learned from this pilot:

- It is feasible within the current scope of work of the Baker Act Reporting Center to access documents in CCIS for all counties and enter data from them instead of having Clerks of Courts securely upload documents to the Baker Act Reporting Center for data entry.
- Clerks of Courts could be offered the option to continue to securely transfer documents to the Baker Act Reporting Center or opt instead for Baker Act Reporting Center staff to access documents in CCIS and enter data from them. This may require changes to statute and rule.
- There are also added benefits of accessing documents in CCIS as follows:
 - Additional information about ex-parte court orders for involuntary examination can be collected as part of this process. (See details on the next page of this report.)
 - Data can also be entered by Baker Act Reporting Center staff for Marchman Act cases identified in CCIS. This is relevant to the Marchman Act report that is now required annually due to a statutory change that took effect in July 2024.¹⁰ Court orders constitute one of five pathways for involuntary assessment and treatment as the Marchman Act allows.

¹⁰ See [House Bill 7021](#) (2024).

Service of Orders for Involuntary Examination by Ex-Parte Court Orders

As part of the CCIS pilot, Baker Act Reporting Center staff were able to document the dismissal, denial, and service of ex-parte orders for involuntary examinations. Note that this summary does not represent the entire state because Baker Act Reporting Center staff only had access to documents in CCIS for 16 of the 33 counties with Baker Act receiving facilities. However, this information for select counties highlights details about the service of ex-parte orders for involuntary examinations generally and to inform future efforts. The information in the Clerks of Court system accessed using CCIS varies in how information about the service of ex-parte orders for involuntary examination is reported.

According to s.394.463(2)(a), F.S., the length of time of ex-parte orders for involuntary examination are valid is as follows: *The order shall be valid only until the person is delivered to the facility or for the period specified in the order itself, whichever comes first. If a time limit is not specified in the order, the order is valid for 7 days after the date that the order was signed.* Details about denials and dismissal of petitions for ex-parte court orders for involuntary examination and service of orders are summarized in Table 11.

Table 11: Orders and Service for Ex-Parte Court Orders in 16 Counties - FY 2022-2023

Details About Orders and Service	Ex-Parte Cases for Involuntary Examination	
	Cases	Percentage of Cases
Not Ordered or Ambiguous Order Status*		
Denied	1,305	20.19%
Dismissed	464	7.18%
Unclear if Ordered & Served	615	9.52%
Ordered**		
Unserved or Unexecuted	447	10.96%
Served	3,336	81.80%
Ordered, Service Unindicated	295	7.23%
*Percentages out of 6,462 total cases **Percentages out of 4,078 cases ordered		

Clerks of Courts documentation in CCIS varied in how the ordering of involuntary examination and service of ex-parte court orders for involuntary examination were documented. For example, almost 10 percent of cases had an ambiguous status in CCIS about the order and if the order was served. Some Clerks of Courts indicated that an order was “served” or “unserved” while others referred to orders being “executed” or “unexecuted.” For this analysis, the Department considered the use of both served and executed to mean that the order was served and unserved or unexecuted to mean it was not served.

One in five petitions for court-ordered involuntary examination were denied. When combined with the percentage of petitions that were dismissed, this means that approximately one quarter of petitions for involuntary examination did not result in an order.

The majority (81.80 percent) of petitions that were ordered were served. About 10 percent of orders had an indication in CCIS that they were not served or not executed. There were 7.23 percent of cases that documented an order being granted but for which Baker Act Reporting Center staff could not find information in CCIS about the service of the order.

VI. Enhancing the System of Care to Reduce Behavioral Health Crisis

The Department uses data from Baker Act annual reports to drive policy changes and the development of services and resources that support individuals who engage with behavioral health services prior to a Baker Act and post-discharge. Community resources include peer support services, outpatient therapies, residential services, crisis services, and training to ensure individuals receive the appropriate level of care. The Department continues to focus on enhancing the continuum of behavioral health services that are available throughout Florida and providing more prevention programming that identifies and addresses problems earlier. The Department believes that increased capacity and access to the services identified below account for, in part, the reduction in the number of involuntary examinations. The Department intends to conduct further analysis.

Service Array

The Department prioritizes the needs of uninsured and under-insured individuals with behavioral health concerns and integrates prevention services to provide individuals with someone to speak with (helplines), someone to respond (mobile response teams), and someplace to go (receiving facilities). Any of these avenues can be the door to other behavioral health services and supports, such as routine individual, group, and family therapy, and more intensive services like multidisciplinary treatment teams such as Florida Assertive Community Treatment (FACT) and Community Action Treatment (CAT). There are also residential treatment options for individuals who require more extensive care at a higher acuity level, such as state mental health treatment facilities, short-term residential treatment centers, specialized therapeutic group homes, and statewide inpatient psychiatric programs – the latter two are only available for children.

Helplines

A variety of helplines operate in Florida, providing someone to speak with as a first-line effort when an individual needs assistance. These include the Hope Line, 850-300-HOPE (part of the Department initiative called Hope Florida) and 9-8-8 (providing emotional support and crisis counseling). In FY 2023-2024, the 988 Florida Lifeline answered 120,318 calls and 96 percent of these calls were resolved without the need for higher-level intervention (i.e., someone to respond and/or somewhere to go).

Someone to talk to:
988 Florida Lifeline Call Centers are Florida-based organizations with crisis counselors that respond to 988 calls 24/7 from a number with a Florida area code.

Someone to respond:
If a caller would benefit from immediate in-person contact, a crisis counselor can refer the caller to a Mobile Response Team, a specialized unit that provides on-site support to individuals experiencing a mental health crisis.

Somewhere to go:
When a caller requires more immediate care, the Mobile Response Team can connect individuals to a Crisis Stabilization Unit, a facility that is designed to provide short-term intensive mental health care for individuals experiencing a severe mental health crisis.

Mobile Response Teams

Mobile response teams are available 24 hours a day and 7 days a week to provide the community with access to clinical and peer professionals who can respond to schools, homes, or community settings. Teams respond to calls to assist in de-escalating situations, identifying coping strategies, and developing safety plans to avoid unnecessary hospital or emergency room visits.

In FY 2023-2024, Florida mobile response teams reported about 80 percent of engagements resulted in community stabilization rather than an involuntary examination or Baker Act. After the immediate crisis is resolved, the mobile response team stays in contact until the individual is connected to other services and supports. This could include routine outpatient services, care coordination, or other recovery support services. In FY 2023-2024, the Department expanded mobile response teams to serve all ages and increased the number of teams to 51. An additional expansion will occur during FY 2024-2025.

Outpatient Therapy

Individuals with behavioral health issues can enter outpatient therapy to receive clinical services to learn to manage symptoms of depression, anxiety, any mental health condition, or past trauma before a crisis arises.

Care Coordination

Care Coordination serves to assist individuals, both children and adults, who are not effectively connected with the services and supports they need to transition successfully from higher levels of care to effective community-based care. This includes services and supports that affect an individual's overall well-being, such as primary physical health care, housing, and social connectedness. Care Coordination connects systems, including behavioral health, primary care, peer and natural supports, housing, education, vocation, and the justice systems. It is time-limited, with a heavy concentration on educating and empowering the individuals served and provides a single point of contact until an individual is adequately connected to the care that meets their needs. In FY 2023-2024, 5,281 individuals were served through Care Coordination, including locating housing for 981 individuals who were unstably housed or homeless.

Florida Assertive Community Treatment

Florida Assertive Community Treatment (FACT) teams serve adults with serious mental illness with the goal of preventing recurrent hospitalization and incarceration, as well as improving community involvement and quality of life for participants. FACT teams are an evidence-based practice model for preventing the need for more intensive services and serve as a step-down from inpatient settings. FACT teams utilize a transdisciplinary approach to deliver comprehensive care and promote independent, integrated living. FACT teams operate continuously 24 hours a day, 7 days a week, 365 days a year via worked shifts as well as on-call during non-business hours. FACT teams primarily provide services to participants where they live, work, or other preferred settings. In FY 2023-2024, the Department expanded FACT teams to a total of 39 teams, which served 3,922 individuals.

Community Action Treatment

Utilizing an in-home team approach, the Community Action Treatment (CAT) model activates a team of skilled transdisciplinary professionals to address the needs of young individuals (and their families) with a mental health or substance use issue and other complex needs to improve functioning and management of their illness. The goal of CAT is to assist young individuals in successfully remaining with their families and staying connected to their community. In FY 2023-2024, the Department expanded CAT teams to a total of 69 teams, serving 3,444 youth and their families. This includes three new CAT models to serve younger children using the traditional CAT model that has been adapted for

youth under 10 years of age; a family crisis care coordination model to serve families where the frequent use of emergency psychiatric services, particularly crisis stabilization units, contributes to family disruption or risk of separation; and teams using evidence-based practices through an in-home family treatment approach to meet the needs of the entire family.

First Episode Psychosis

First Episode Psychosis care is a team-based model for adolescents and young adults, ages 15 to 35, experiencing symptoms of early serious mental illness. This evidence-based approach builds connections to services that are important to helping the young individual and their family navigate this difficult experience and teach them to manage their symptoms. This can help reduce future crisis episodes, prevent disability, and promote full recovery. In FY 2023-2024, there were 15 teams statewide covering twenty counties. The teams showed a 79 percent success rate of improved functioning for individuals experiencing the first symptoms of a psychotic disorder.

Short-term Residential Treatment

Short-term Residential Treatment (SRT) provides a high level of care for individuals experiencing a mental health crisis and need a longer stay alternative to hospitalization. This is one option that health care professionals pursue when they determine an individual continues to need 24-hour psychiatric services for a longer term stay than what a Baker Act Facility offers. The average length of stay is approximately 90 days. SRT benefits individuals who are transferred from a Baker Act receiving facility and helps ensure there is capacity to serve those who are in acute crisis and in need of services. Additionally, SRTs can:

- Serve as a less restrictive alternative to a state mental health treatment facility;
- Allow the treatment team time to complete discharge planning by arranging continued treatment in the community and addressing treatment barriers; and
- Prevent rapid readmission to the Baker Act receiving facility.

In March 2023, the Department revised 65E-14.021, F.A.C., which limited SRT to adults. In September 2023, Citrus Health Network in Miami-Dade County was licensed as the first children's SRT in Florida.

Certified Recovery Peer Specialists

Certified Recovery Peer Specialists (CRPS) assist individuals in successfully transitioning back into the community following discharge from an SMHTF, CSU, or Detoxification facility. The CRPS has lived experience in recovery from substance use disorders and/or mental health diagnoses and share their life stories with persons served as they support the individual. The CRPS engages the individual while still inpatient and provides support and information on discharge options. They participate in discharge planning and assist the person in identifying community-based service and support needs and build self-directed recovery tools, such as a Wellness Recovery Action Plan (WRAP), which is an evidence-based practice. The CRPS then supports the individual as they transition to the community.

Statewide Inpatient Psychiatric Program

Statewide Inpatient Psychiatric Program (SIPP) is a secure residential treatment program for children and adolescents up to age 21 who exhibit the most severe symptoms of mental and emotional distress. This setting offers intensive treatment in a multidisciplinary approach to stabilize and improve the youth's ability to take significant steps toward recovery. This is the highest and most restrictive level of care, and it must be recommended by a psychiatrist or psychologist. SIPP's primary goal is to stabilize youth so that they can safely return to the care of their parents and/or guardians in the community with improved coping skills to prevent rapid readmission.

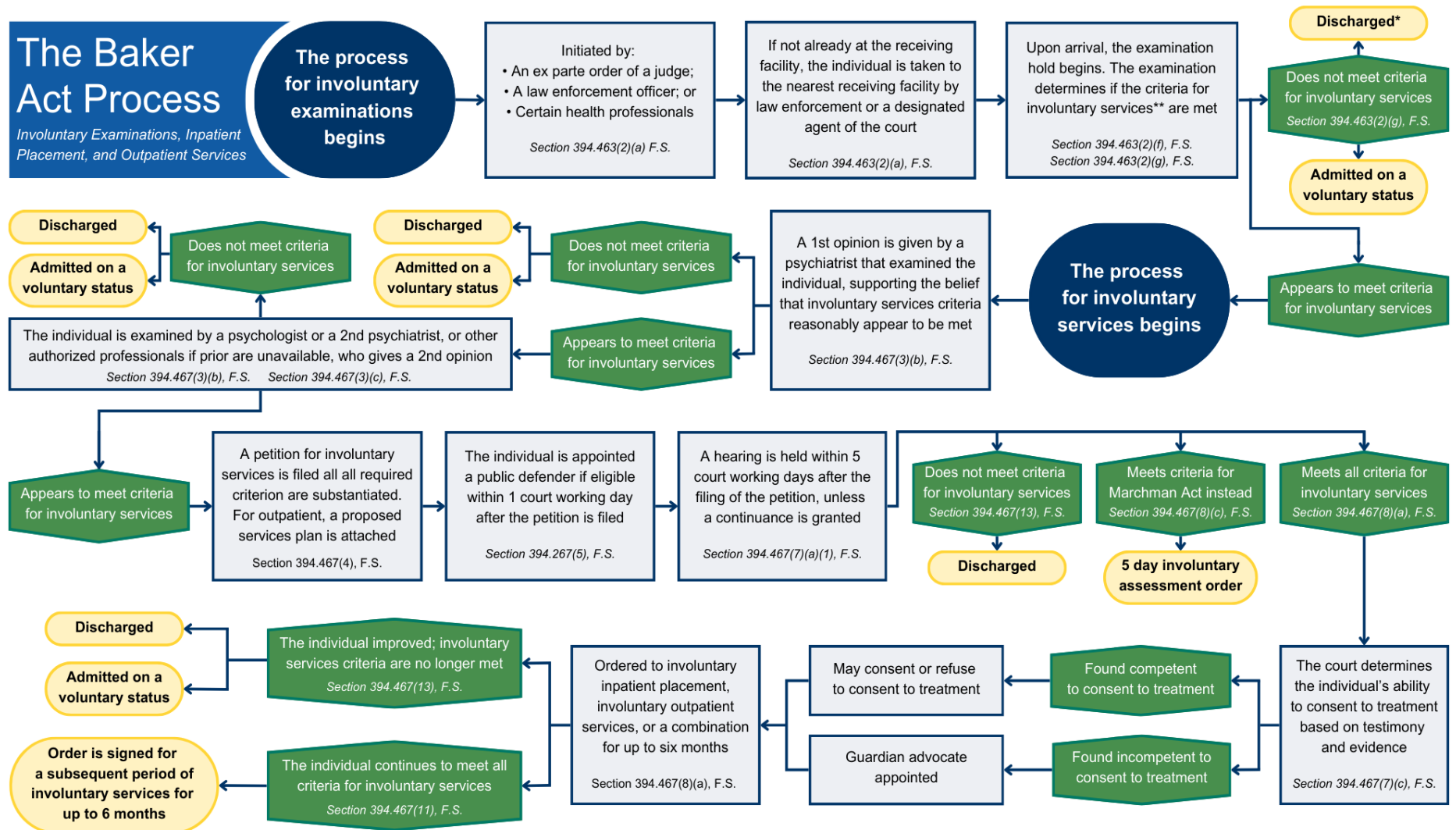
State Mental Health Treatment Facilities

Baker Act Reporting Center FY 2023-2024 Annual Report

State Mental Health Treatment Facilities provide treatment in a secure setting for adults who are diagnosed with a serious mental illness that cannot be treated safely in a less restrictive environment. Individuals remain in care either by court order or voluntarily until they no longer meet the criteria.

VII. Appendices

Appendix A: Flow Chart of the Baker Act Process



*Discharged to the community, police custody if pending charges, or voluntary services.

**Involuntary services refers to involuntary inpatient placement and involuntary outpatient services.

At any point during the involuntary services process, the individual may be discharged or transferred to voluntary services once one or more criteria are no longer met. *Section 394.467(13), F.S.*



Appendix B: Technical Notes

The Baker Act data analyzed for this report are from involuntary examination forms received by the Department. Some individuals for whom forms were received were never admitted to the receiving facility because an examination by a physician or psychologist performed prior to admission determined they did not meet admission criteria. The data also does not include information on what occurred after the initial examination. Because not everyone who has an involuntary examination initiated is admitted to a Baker Act receiving facility, the data in this report are of *involuntary examinations*, not admissions data, and not counts of *voluntary* examinations.

Redaction: Small cell sizes were redacted to prevent the identification of individuals. Redaction is done for counts under 10 in some circumstances, and under 20 in other circumstance, such as where the counts were for a more specifically defined population. Those interested in more information about the Baker Act Reporting Center’s approach to redaction may contact Center Director, Annette Christy, at achristy@usf.edu.

Counts of Involuntary Examinations vs. Counts of Individuals: This report includes both counts of involuntary examinations and counts of individuals who received involuntary examinations. Those who write about the findings of this report are cautioned to be careful to not confuse counts of involuntary examinations with counts of individuals who received involuntary examinations.

Percent Change: Percent change is included in this report. This is a helpful metric that can put counts of involuntary examinations into context. However, certain issues with using percent change need to be considered. Percent change needs to be interpreted carefully when the change is between *small numbers*. For example, an increase in County A from four to eight is a 100% increase, just as a change in County B from 1,000 to 2,000 is a 100 percent increase. *The challenge is to interpret what importance should be given to this percent change when determining whether there is a problem to be addressed and how to address it.* What these counts represent out of the total population needs to also be considered. For example, County A has a population of 50,000. Four equals a rate of eight per 100,000, while eight equals a rate of 16 per 100,000 for County A. County B has a population of 500,000. This means that 1,000 equals a rate of 200 per 100,000 and 2,000 equals a rate of 400 per 100,000. The rate in County B is much higher than the rate in County A even though the percent increase is the same. Some counties may have large percentages of change, but because their counts were low in relation to other counties to begin with, the increase over time may still mean that their rate per 100,000 is smaller relative to other counties. This [Stats Indiana site](#) suggests using a “rule of twenty” when examining rates, where there “should be at least twenty events in the numerator in order to produce a stable rate.” The numerators for percentages in this report in most instances are the count of involuntary examinations or the count of people with involuntary examinations. There is no hard and fast rule in this regard, but this rule of twenty provides a concept about when to consider a rate unstable.¹¹

Context Matters: What is being measured matters. For example, if the Department is measuring readmissions to a state hospital over a three-year period, an increase from eight to 16 may have meaning. But if it is measuring deaths by suicide for 12- to 14-year-old youth, this same 100 percent increase from eight to 16 may be meaningful in a different way, and perhaps more concerning. What is occurring at the state level and in the community of focus as it relates to what is being measured needs to be considered. Was there some sort of catastrophic event, such as a hurricane or a severe

¹¹ In addition to the more concise presentation of this issue at the [Stats Indiana site](#), a more detailed discussion about rates with smaller numbers can be found in the [National Center for Health Statistics Data Presentation Standards for Rates and Counts](#) published in March 2023.

economic downturn? How do the characteristics of the community of focus impact what is being measured? Is access to services different between the two communities being compared, such as access to Baker Act receiving facilities?

The key takeaway is that percent change is a quantitative measure. Interpreting its significance and making meaningful comparisons across communities requires a deeper understanding of those communities. The data presented in this report serves as an initial step toward addressing the relevant issues.

There are complex reasons for the lower numbers of involuntary examinations in some areas and higher numbers in other areas. Readers of this report are urged to consider these factors when interpreting the results:

- Number of individuals trained in Mental Health First Aid;
- Law enforcement training, including Crisis Intervention Training (CIT);
- Availability of criminal justice system diversion programs at all sequential intercepts, including those funded by Criminal Justice, Mental Health, and Substance Abuse (CJMHS) Reinvestment Grants;
- Availability and quality of community-based behavioral health services, including Mobile Response Teams (MRTs), Florida Assertive Community Treatment (FACT), and Community Action Treatment (CAT) Teams;
- Availability of a wide array of social services, such as assistance with housing, coverage for health care, and existence of county funds for those who are underinsured or uninsured.

Terminology: Involuntary examinations occur at designated receiving facilities. Receiving facilities may include hospitals (licensed under Chapter 395, F.S.) and Crisis Stabilization Units (licensed under Chapter 394, F.S.). The Department designates all Baker Act receiving facilities regardless of type. Some receiving facilities are called Crisis Stabilization Units (CSUs) and they receive Department funds for Baker Act services. CSUs designated for children are referred to as Children's Crisis Stabilization Units (CCSUs). This means that while all CSUs/CCSUs are Baker Act receiving facilities, not all Baker Act receiving facilities are CSUs.

Unknown/Not Reported Values: The age necessary for analyses by age groups is computed by subtracting the individual's date of birth entered into the Baker Act Data Collection System from the date the person arrived at the receiving facility.¹² Age cannot be determined and is reported as "unknown" if the date of birth is not entered into the BADCS by Baker Act receiving facility staff. The county of residence reported on the Cover Sheet is used to categorize involuntary examinations geographically, such as by Department Region, Managing Entity area, and Judicial Circuit. The *not reported* category for presentation of information by geographic areas means that the county of residence was not reported on the Cover Sheet.

Population Statistics: Population statistics are provided in some tables to put counts of involuntary examinations in context. Population estimates were obtained from [Florida Health Charts](#). While this report focuses on counts by fiscal years, estimates of population are available by calendar year. Logical calendar year spans are used to provide context. For example, we used population statistics for 2023 for FY 2023-2024.

¹² Note that prior to the July 1, 2023, implementation of the Baker Act Data Collection System (BADCS), the date of initiation (by law enforcement or a health professional) and the date of the ex-parte order for involuntary examination was subtracted from the date of birth to compute age. The difference between these dates and the date of arrival used in the BADCS are typically only a few days apart, such that there is not a meaningful difference in the age computed in terms of the aggregate reporting.

Unique Person Identifier: A unique person identifier was created using available data. Social security number could have been used as a unique person identifier if the data were complete enough for this purpose. However, the percentage of missing social security numbers precluded its use as a unique person identifier. *Link King*¹³ software was used to identify individuals and create a unique person identifier using both deterministic and probabilistic matching algorithms. The probabilistic algorithms used by *Link King* were developed by MEDSTAT for the Substance Abuse and Mental Health Administration's (SAMHSA) Integrated database project. The *Link King* program can recognize the use of nicknames, hyphenated names, misspelled names, transposed social security number digits, and transposed date fields. A minimum of first name, last name, and either date of birth or at least the last four digits of the social security number are required for matching. Uncertain matches and a sample of successfully matched records were manually reviewed for accuracy.

Difference Between Report Counts and Dashboard Counts: Note that the counts in this report are different than the counts you will see on the Department's Baker Act Dashboard. For instance, on 11/8/2024 the Department's Baker Act Dashboard shows for FY 2023-2024 a count of 164,114 involuntary examinations for 117,229 individuals. There are two factors that lead to these differences. First, this report was produced with a dataset that the Department provided to the Baker Act Reporting Center in mid-July 2024 for involuntary examinations through June 2024. These data are needed this soon after the end of the fiscal year to provide sufficient time to produce the report draft so that the Department can submit it by the November 30th statutorily required deadline. The data used for the Dashboard include some records for involuntary examinations for FY 2023-2024 that Baker Act receiving facilities entered to the Baker Act Data Collection System after the data were provided to the Baker Act Reporting Center in July.

Second, the Dashboard does not currently use the unique person identifier that the Baker Act Reporting Center creates to count individuals and uses for this report. This unique person identifier can match records of individuals in way that is not possible with the method used by the Department for the data used in the Dashboard. The Department is coordinating with the Baker Act Reporting Center to have them provide the Department with the unique person identifier so that this variable can be used as the basis upon which people are counted in the Dashboard. The Dashboard states that certain, more recent, counts are provisional. The Department could adopt the same unique person identifier as the Baker Act Reporting Center to address the provisional status of the data used for the Dashboard.

Counting Repeated Involuntary Examinations: The unique person identifier was used to count repeated involuntary examinations. Information about repeated involuntary examinations for one-year and three-years are included in this report for all ages, adults, and children. Involuntary examinations for which age is not known cannot be included in tables that report results for adults and children because the age is necessary to categorize individuals into age groups. Also, individuals who had at least one examination as a child and one as an adult during the year were counted in both the adult and child tables. For example, an individual who, during one-year, had two involuntary examinations when they were 17 and one after they turned 18 would count as one individual with three involuntary examinations in the "all ages" table, as one child with two examinations in the child table, and one adult with one examination in the adult table. For these reasons, the counts of individuals and examinations in the tables counting repeated examinations do not add up to the total of individuals and examinations earlier in the report. The counts of individuals for all ages also vary slightly from the combined counts of adults and children. These differences are small and do not impact the overall meaning of the results.

¹³ See The Link King and Rule Your Data with The Link King© (a SAS/AF® application for record linkage and un-duplication)

Guidance to Understand Tables About Repeated Involuntary Examinations:

Note that the example on this page is for one fiscal year for purposes of this example only. The tables with the actual numbers and percentages for FY 2023-2024 (one-year) and FY 2021-2022 through 2023-2024 (three-years) start on page 10 of this report.

As an example, repeated involuntary examinations for one fiscal year are shown in the table below. First, the number of individuals with one involuntary examination is counted, two examinations, three examinations, and so forth on up to the individual with the most examinations in the year. Counts of the number of involuntary examinations in a year is in column number one below. Grouping numbers of involuntary examinations into categories at higher numbers of examinations (such as 6-10 and 11+) is done to avoid reporting small cell sizes. For example, 82,449 individuals (column 2) had one involuntary examination accounting for 76.22 percent (column 3) of individuals with involuntary examinations in FY 2023-2024 and their 82,449 involuntary examinations (column 4) accounted for 51.03 percent (column 5) of the total number of involuntary examinations for the year. For example, the 1,857 individuals (column 2) with between six and ten involuntary examinations during the year accounted for 1.72 percent (column 3) of the involuntary examinations for the year, but their 13,448 involuntary examinations (column 4) accounted for 8.32 percent (column 5) of all involuntary examinations for the year.

The number reported in columns 4 and 5 allows the percentage of involuntary examinations out of the total number of examinations that individuals with various numbers of involuntary examinations account for during the year to be seen.

Example Table: Repeated Involuntary Examinations for All Individuals Statewide in One Fiscal Year

1	2	3	4	5
Examinations in One Fiscal Year	Count of Individuals	Percent Individuals	Count of Examinations	Percent Examinations
1	82,449	76.22%	82,449	51.03%
2	14,359	13.27%	28,718	17.77%
3	4,945	4.57%	14,835	9.18%
4	2,364	2.19%	9,456	5.85%
5	1,199	1.11%	5,995	3.71%
6-10	1,857	1.72%	13,448	8.32%
11-20	402	0.37%	5,466	3.38%
20+	50	0.05%	1,308	0.81%
Total	108,167 individuals		161,576 involuntary examinations	

Appendix C: Change in Statute About Voluntary Admissions of Children

A change to Chapter 394.4625, F.S. after the passage of Senate Bill 1844 (2022)¹⁴ needs to be considered when interpreting counts of involuntary examinations of children. This change may have led to an increase in children being admitted to Baker Act receiving facilities on a voluntary status rather than an involuntary status, meaning that some of the decreases in involuntary examinations of children from FY 2021-2022 to FY 2022-2023 could be accounted for by this change. Some of the decrease may not reflect a reduction of children admitted to receiving facilities. Rather, some of the decrease may reflect children admitted on a voluntary basis whose examinations are not counted in the Baker Act data because those data only include information for involuntary examinations.

¹⁴ Also see Chapter 2022 -41, Committee Substitute for Senate Bill No. 1844.
Baker Act Reporting Center FY 2023-2024 Annual Report

Appendix D: Suicide and Suicide Prevention

If you or someone you know is thinking about suicide, please call or text the [988 Florida Lifeline](#) at 988 or chat at [988lifeline.org](#). Call 211 to be linked to a [Florida Alliance of Information Referral Services](#) provider for your community to learn more about resources on a wide array of health and social service needs. The Baker Act Reporting Center also maintains a list of resources that may be helpful (click on [For the General Public](#)).

This appendix provides resources for those interested in additional information about suicide and suicide prevention, as this issue is closely related to the Baker Act. Baker Act involuntary examinations prevent death by suicide, requiring an immediate examination of any individual that expresses suicidal thoughts or engages in suicidal behaviors. In Florida, the Statewide Office for Suicide Prevention (SOSP) and the Suicide Prevention Coordinating Council focus on suicide prevention initiatives such as creating and implementing the statewide plan for suicide prevention and increasing public awareness. The SOSP is administratively housed in the Department's Office of Substance Abuse and Mental Health. Those interested in learning additional information about suicide prevention initiatives and research are encouraged to view the [2020-2023 Florida Suicide Prevention Interagency Action Plan](#) and the [Suicide Prevention Coordinating Council 2023 Annual Report](#).

Following are links to resources relevant to suicide prevention that provide helpful information:

- The 988 Suicide & Crisis Lifeline went live nationwide in July 2022. This includes a phone line that can be reached by calling 988 and the ability to chat by texting. To learn about the 988 Florida Lifeline visit: [988 Florida Lifeline | Caring support, anytime you need it](#)
- Florida Department of Children and Families, [Suicide Prevention Webpage](#)
- Florida Department of Health, [Suicide Prevention Webpage](#)
- [Florida Health Charts](#) dashboard of suicide data
- [Suicide Prevention Resource Center](#)
- [Florida Health Rankings](#)
- The Centers for Disease Control and Prevention Center, National Center for Health Statistics, [Suicide Mortality by State](#)
- American Foundation for Suicide Prevention [State Fact Sheets](#)
- National Institute of Mental Health at the NIH [Suicide Information](#)
- [Suicide Prevention: An Emerging Priority for Health Care](#) article in *Health Affairs* (2016) by Hogan and Grumet is available at no cost to the public and provides an excellent overview.
- Technical issues with data about suicide, including the instability of suicide rates when numbers are small, are addressed by [Florida Health Charts](#) and the [Centers for Disease Control and Prevention](#).
- The Suicide Prevention Resource Center is a resource that readers of this report may find helpful in general, such as a [resource for training](#) and to learn about state activities for [all states](#) and specific to [Florida](#).
- [Zero Suicide](#) is a quality improvement model that transforms system-wide suicide prevention and care to save lives. This includes resources such as research articles, outcome stories, a toolkit, and training.

Appendix E: Mobile Response Teams (MRTs)

The Marjory Stoneman Douglas High School Public Safety Act, Chapter 2018-3, Laws of Florida, created a statewide Mobile Response Teams network. House Bill 945 (2020) amended section 394.495, F.S., to include MRTs in the child and adolescent array of services, outline programmatic requirements, and expand MRT eligibility to include children who are served by the child welfare system and are experiencing or at risk of placement instability. The Managing Entities contract with providers for MRTs, with statewide access to this service. Additional funding was obtained in subsequent years to expand services to individuals of all ages and increase the number of MRT Teams. Information about MRT is available on the Department's Specialty Treatment Team Maps webpage.

The goals of MRT are to lessen trauma, conduct an independent assessment to determine if the individual may be safely diverted from emergency departments, prevent unnecessary psychiatric hospitalization, and divert from juvenile justice or criminal justice settings. Mobile response services are available 24 hours a day, seven days a week, 365 days a year. In addition to helping resolve the crisis, MRTs work with individuals and families to identify resources, provide linkages, and develop strategies for effectively dealing with potential future crises.

The individual may present with an overt change in functioning or have difficulty coping with traumatic life events. Mobile response teams may coordinate in-person services with law enforcement to provide additional safety when appropriate and necessary.

MRTs provide immediate, onsite behavioral health crisis services at minimum to individuals who:

1. Have an emotional disturbance,
2. Are experiencing a mental health or emotional crisis,
3. Are experiencing escalating emotional or behavioral health reactions and symptoms that impact their ability to function typically within the family, living situation, or community environment, or
4. Are served by the child welfare system and are experiencing or at high risk of placement instability.

Table E shows aggregate counts using data provided by the Managing Entities to the Department. From July 2020 through June 2024 (four years), there were 107,604 calls to MRTs funded by the Department.¹⁵ In FY 2023-2024, there were 31,509 calls to these MRTs. Almost three-quarters (72 percent) of MRT calls required an acute response, of which three-quarters (76 percent) were diverted from involuntary examination, and four percent (978 calls) were diverted to voluntary examination. Eighteen percent of MRT calls originated from schools.

Table E: Statewide MRT Data for Four Years (FY 2020-2021 through FY 2023-2024)

Number of Mobile Response Team Activity	Fiscal Year			
	2020-2021	2021-2022	2022-2023	2023-2024
Calls received	22,146	25,555	28,394	31,509
Calls requiring an acute response	16,612	18,277	20,196	22,609
Calls diverted from involuntary examination	13,466	15,128	16,584	17,091
Acute calls resulting in involuntary examination	3,146	3,118	3,572	4,489
Calls originating from schools	6,296	7,105	6,410	5,550

¹⁵ Please note that there are other types of mobile response or co-responder teams funded by other entities, such as school districts and law enforcement agencies. Counts for these teams are not included in the Table D.

Appendix F: Involuntary Examinations by Receiving Facility

Counts and percentages of involuntary examinations for each receiving facility are shown in Table E for children and adults. Baker Act receiving facilities are listed by the county where the receiving facility is located, then in descending order by number of involuntary examinations in FY 2023-2024. Facility names in the following tables marked with an asterisk (*) were no longer designated by the Department as Baker Act receiving facilities at some point in FY 2023-2024.

Counts of involuntary examinations below 20 and the percentages were redacted for small cell sizes. This redaction of numbers 20 or greater was done by rounding up to the nearest number by fives, then indicating the count was below that number. For example, to redact a count of 32, the table indicates it is <35. For a count of 17, the table indicates it was <20, and so forth.

Table F: Counts of Baker Act Exams by Receiving Facilities

Facility	FY 2023-2024				
	Children	Percent Children	Adults	Percent Adults	All Ages
Alachua					
HCA Florida North Florida Hospital	0	0.00%	854	99.07%	862
Meridian Behavioral Health Care - Gainesville	189	35.46%	332	62.29%	533
UF Health Psychiatric Hospital	746	33.23%	1,488	66.28%	2,245
Bay					
Emerald Coast Behavioral Hospital	480	47.24%	529	52.07%	1,016
Life Management Center of Northwest Florida	35	9.28%	341	90.45%	377
Brevard					
Circles of Care (Harbor Pines)	<20	**	<2,035	**	2,037
Circles of Care (Sheridan Oaks Hospital)	861	46.97%	930	50.74%	1,833
Palm Point Behavioral Health	252	17.20%	1,207	82.39%	1,465
Broward					
Broward Health Imperial Point	0	0.00%	2,789	99.75%	2,796
Broward Health Medical Center	0	0.00%	1,531	99.54%	1,538
HCA Florida Woodmont Hospital	147	98.66%	0	0.00%	149
Henderson Behavioral Health	0	0.00%	215	100.00%	215
Larkin Community Hospital Behavioral Health Services	0	0.00%	621	99.20%	626
Memorial Healthcare System	878	18.98%	3,696	79.88%	4,627
Charlotte					
Bayfront Health Punta Gorda- Riverside Behavioral Health	0	0.00%	230	100.00%	230
Charlotte Behavioral Health Care	353	31.02%	770	67.66%	1,138
Clay					
HCA Florida Orange Park Hospital	0	0.00%	1,166	100.00%	1,166
Collier					
David Lawrence Mental Health Center	577	29.88%	1,303	67.48%	1,931

Facility	FY 2023-2024				
	Children	Percent Children	Adults	Percent Adults	All Ages
Columbia					
Meridian Behavioral Health Care - Lake City	216	31.17%	467	67.39%	693
Duval					
HCA Florida Memorial Hospital	<20	**	<1,785	**	1,796
Mental Health Resource Center North	909	32.84%	1,838	66.40%	2,768
Mental Health Resource Center South	0	0.00%	940	100.00%	940
River Point Behavioral Health	652	35.61%	1,154	63.03%	1,831
Southern Baptist Hospital of Florida	794	31.91%	1,677	67.40%	2,488
UF Health Jacksonville	0	0.00%	1,353	99.71%	1,357
Wekiva Springs Center	0	0.00%	1,415	100.00%	1,415
Escambia					
Baptist Hospital Behavioral Medicine	1,084	46.27%	1,231	52.54%	2,343
Lakeview Center	0	0.00%	94	100.00%	94
HCA Florida West Hospital	0	0.00%	1,008	100.00%	1,008
Hernando					
Springbrook Hospital	0	0.00%	970	99.69%	973
Hillsborough					
HCA Florida West Tampa Hospital	0	0.00%	2,776	99.32%	2,795
Mental Health Care- Gracepoint	1,423	25.47%	4,116	73.67%	5,587
Northside Behavioral Health Center	0	0.00%	916	99.78%	918
St. Joseph's Hospital Behavioral Health Center	874	35.50%	1,544	62.71%	2,462
St. Joseph's Hospital Behavioral Health Center - North	0	0.00%	652	99.69%	654
Indian River					
Cleveland Clinic Indian River Hospital	217	16.68%	1,067	82.01%	1,301
Lake					
LifeStream Behavioral Center	568	26.62%	1,555	72.87%	2,134
Lee					
Park Royal Hospital	0	0.00%	2,486	99.84%	2,490
SalusCare	1,056	32.20%	2,195	66.92%	3,280
Leon					
Apalachee Center	153	15.36%	832	83.53%	996
HCA Florida Capital Hospital	0	0.00%	1,072	99.81%	1,074
Eastside Psychiatric Hospital- Apalachee Center	616	38.40%	956	59.60%	1,604
Tallahassee Memorial Hospital	290	26.68%	787	72.40%	1,087
Manatee					
Centerstone of Florida	416	23.77%	1,311	74.91%	1,750
Suncoast Behavioral Health	487	97.01%	0	0.00%	502
Marion					
SMA Healthcare - Ocala	836	48.66%	839	48.84%	1,718
The Vines Hospital	263	21.30%	967	78.30%	1,235

Facility	FY 2023-2024				
	Children	Percent Children	Adults	Percent Adults	All Ages
Martin					
Coral Shores Behavioral Health	471	17.22%	2,260	82.63%	2,735
Miami-Dade					
Banyan Community Health	0	0.00%	917	100.00%	917
Citrus Health Network	872	34.18%	1,643	64.41%	2,551
Community Health of South Florida	114	9.95%	1,029	89.79%	1,146
HCA Florida Aventura Hospital	0	0.00%	1,714	99.25%	1,727
Jackson Behavioral Hospital	611	12.92%	4,088	86.45%	4,729
Jackson Community Mental Health Center	<20	**	<1,185	**	1,188
Jackson South Medical Center	0	0.00%	2,159	99.77%	2,164
Larkin Community Hospital	303	13.83%	1,876	85.62%	2,191
Mount Sinai Medical Center	0	0.00%	1,962	99.59%	1,970
Nicklaus Children's Hospital	759	96.08%	0	0.00%	790
Southern Winds Hospital	0	0.00%	2,442	99.96%	2,443
Steward North Shore Medical Center	0	0.00%	1,072	99.91%	1,073
Keralty Hospital Miami	<20	**	<170	**	168
Monroe					
Guidance/Care Center	0	0.00%	322	100.00%	322
Lower Keys Medical Center- DePoo Hospital	0	0.00%	408	100.00%	408
Okaloosa					
HCA Florida Fort Walton-Destin Hospital	0	0.00%	1,562	99.87%	1,564
Orange					
Advent Health System	0	0.00%	2,930	99.69%	2,939
Aspire Health Partners	0	0.00%	3,756	99.84%	3,762
Aspire Health Partners (Lakeside Behavioral Healthcare)	0	0.00%	216	100.00%	216
Central Florida Behavioral Hospital	1,679	37.32%	2,769	61.55%	4,499
University Behavioral Center	1,144	36.57%	1,916	61.25%	3,128
Veteran's Administration Hospital - Orlando	0	0.00%	47	97.92%	48
Osceola					
HCA Florida Osceola Hospital	<20	**	<470	**	472
Park Place Behavioral Health Care	442	31.17%	925	65.23%	1,418
Palm Beach					
Delray Medical Center	<20	**	<2,215	**	2,213
HCA Florida JFK North Hospital	747	24.73%	2,258	74.74%	3,021
NeuroBehavioral Hospital North	<20	**	<245	**	246
South County Mental Health Center	0	0.00%	659	99.70%	661
South County Mental Health Center - Belle Glades	0	0.00%	313	97.51%	321
Veteran's Administration Hospital - West Palm Beach	0	0.00%	104	100.00%	104

Facility	FY 2023-2024				
	Children	Percent Children	Adults	Percent Adults	All Ages
Pasco					
BayCare Behavioral Health	0	0.00%	485	100.00%	485
HCA Florida Trinity W Hospital	0	0.00%	162	100.00%	162
Morton Plant North Bay Hospital Recovery Center	981	42.30%	1,310	56.49%	2,319
North Tampa Behavioral Health	450	17.97%	2,051	81.91%	2,504
Pinellas					
HCA Florida Largo West Hospital	0	0.00%	2,156	99.81%	2,160
Mease Dunedin Hospital	528	42.65%	690	55.74%	1,238
Morton Plant Hospital	0	0.00%	908	99.45%	913
Personal Enrichment Through Mental Health Services	640	30.65%	1,412	67.62%	2,088
St. Anthony's Hospital	0	0.00%	1,582	100.00%	1,582
Veteran's Administration Hospital - Bay Pines	0	0.00%	255	100.00%	255
Windmoor Healthcare of Clearwater	0	0.00%	1,298	98.63%	1,316
Polk					
Lakeland Regional Medical Center	581	17.71%	2,659	81.04%	3,281
Peace River Center	574	30.21%	1,298	68.32%	1,900
Peace River Center- Lakeland	592	42.53%	760	54.60%	1,392
Winter Haven Hospital	<20	**	<1,395	**	1,397
Saint Johns					
Flagler Hospital	<20	**	<825	**	826
Saint Lucie					
HCA Florida Lawnwood Hospital	356	21.95%	1,258	77.56%	1,622
New Horizons of the Treasure Coast	369	26.70%	971	70.26%	1,382
Port St. Lucie Hospital	0	0.00%	231	98.72%	234
Sarasota					
Cornell Behavioral Health Pavilion at Sarasota Memorial Hospital	725	33.52%	1,414	65.37%	2,163
Lightshare Behavioral Wellness & Recovery	0	0.00%	1,425	99.58%	1,431
Seminole					
Aspire Health Partners (Seminole Behavioral Healthcare)	0	0.00%	281	100.00%	281
Orlando Health- South Seminole Hospital	322	19.61%	1,307	79.60%	1,642
Volusia					
Halifax Health Medical Center	148	8.55%	1,577	91.16%	1,730
Halifax Psychiatric Center North	<815	**	<20	**	851
SMA Healthcare - Daytona Beach	0	0.00%	1,211	100.00%	1,211

Appendix G: Involuntary Examinations by Initiating Law Enforcement Agency

Shown in this appendix are counts of involuntary examinations initiated by law enforcement agencies (Table G1), and a list of the 18 law enforcement agencies that did not initiate any involuntary examinations in FY 2023-2024 (Table G2). Almost all (92 percent, 350 out of 381) law enforcement agencies in Florida had at least one officer who initiated involuntary examinations in FY 2023-2024.

Law enforcement may also be involved in the transport of individuals with involuntary examinations initiated via a health professional or ex-parte order. These instances of transportation are not counted in Table G1.

Law enforcement agencies are listed alphabetically in Table G1 by county and agency within each county in descending order of involuntary examinations for all ages. Counts of involuntary examinations below 20 were redacted for small cell sizes. Additional counts and percentages were redacted to eliminate the ability to use total counts and counts/percentages in table cells to determine the exact count of cell sizes that were redacted. These counts were redacted by providing the number of the count rounded to the nearest value by fives. For example, to redact a count of 32 the table indicates it is <35, for a count of 17 the table indicates it was <20, and so forth. This approach minimizes the loss of information that results from redaction.

Table G1: Involuntary Examination by Initiating Law Enforcement Agency – FY 2023-2024

Law Enforcement Agencies	FY2023-2024		
	Children	Adults	All Ages
Alachua			
Alachua County Public School Police Department	0	<20	<20
Alachua County Sheriff's Office	148	358	512
Alachua Police Department	<20	<35	45
Gainesville Police Department	56	167	224
High Springs Police Department	<20	<20	<20
University of Florida Police Department	<20	<20	<20
Baker			
Baker County Sheriff's Office	20	77	99
Bay			
Bay County Sheriff's Office	131	258	391
Bay District Schools Department of Safety & Security	<20	<20	<20
Lynn Haven Police Department	<20	<40	47
Mexico Beach Police Department	0	<20	<20
Panama City Beach Police Department	<20	<35	39
Panama City Police Department	48	106	156
Parker Police Department	<20	<20	<20
Springfield Police Department	<20	<20	34
Bradford			
Bradford County Sheriff's Office	55	77	134
Lawtey Police Department	0	<20	<20
Starke Police Department	<20	<20	<20

Law Enforcement Agencies	FY2023-2024		
	Children	Adults	All Ages
Brevard			
Brevard County Sheriff's Office	301	664	970
Cocoa Beach Police Department	<20	<65	68
Cocoa Police Department	70	74	146
Indialantic Police Department	0	<20	<20
Indian Harbour Beach Police Department	<20	<35	49
Melbourne Beach Police Department	<20	<20	<20
Melbourne Police Department	189	427	635
Palm Bay Police Department	135	293	430
Rockledge Police Department	79	94	175
Satellite Beach Police Department	<20	<20	28
Titusville Police Department	106	173	281
West Melbourne Police Department	28	91	120
Broward			
Broward County School Board Police Department	<20	<20	<20
Broward County Sheriff's Office	129	1,466	1,605
Coconut Creek Police Department	<20	<60	72
Coral Springs Police Department	24	63	87
Davie Police Department	58	175	236
Fort Lauderdale Police Department	<20	<565	584
Hallandale Beach Police Department	21	135	157
Hillsboro Beach Police Department	0	<20	<20
Hollywood Police Department	125	711	842
Lauderhill Police Department	22	172	194
Lighthouse Point Police Department	0	24	24
Margate Police Department	<20	<90	97
Miramar Police Department	77	318	398
Pembroke Pines Police Department	101	332	439
Plantation Police Department	<20	<45	57
Sea Ranch Lakes Police Department	0	<20	<20
Seminole Police Department	<20	<55	60
Seminole Police Department- Hollywood	<20	<20	<20
Sunrise Police Department	<20	<30	44
Wilton Manors Police Department	0	22	22
Calhoun			
Blountstown Police Department	<20	<20	<20
Calhoun County Sheriff's Office	28	39	69
Charlotte			
Charlotte County Sheriff's Office	270	642	922
Punta Gorda Police Department	<20	<20	22
Citrus			
Citrus County School Board Police Department	0	<20	<20
Citrus County Sheriff's Office	100	261	363

Law Enforcement Agencies	FY2023-2024		
	Children	Adults	All Ages
Clay			
Clay County District Schools Department of Safety and Security	<20	0	<20
Clay County Sheriff's Office	318	337	657
Green Cove Springs Police Department	<20	<20	<20
Orange Park Police Department	<20	<20	<20
Collier			
Collier County Sheriff's Office	317	1,069	1,411
Marco Island Police Department	<20	<20	<20
Naples Police Department	<20	<40	41
Seminole Police Department-Immokalee	0	<20	<20
Columbia			
Columbia County Sheriff's Office	94	194	292
Lake City Police Department	24	69	94
DeSoto			
Arcadia Police Department	<20	<20	<20
DeSoto County Sheriff's Office	35	86	123
Dixie			
Cross City Police Department	0	<20	<20
Dixie County Sheriff's Office	<20	<28	38
Duval			
Atlantic Beach Police Department	<20	<25	26
Duval County School Police Department	<20	<20	26
Jacksonville Aviation Authority Police Department	0	<20	<20
Jacksonville Beach Police Department	<20	<140	141
Jacksonville Sheriff's Office	1,247	4,407	5,685
Neptune Beach Police Department	<20	<30	30
University of North Florida Police Department	0	<20	<20
Escambia			
Escambia County Sheriff's Office	144	396	544
Pensacola Police Department	34	126	160
Pensacola State College Police Department	0	<20	<20
University of West Florida Police Department	0	<20	<20
Flagler			
Bunnell Police Department	<20	<25	26
Flagler Beach Police Department	<20	<40	41
Flagler County Sheriff's Office	138	322	466
Franklin			
Apalachicola Police Department	<20	<20	<20
Carrabelle Police Department	<20	<20	<20
Franklin County Sheriff's Office	<20	<20	22

Law Enforcement Agencies	FY2023-2024		
	Children	Adults	All Ages
Gadsden			
Chattahoochee Police Department	<20	<20	21
Gadsden County Sheriff's Office	41	131	173
Gretna Police Department	<20	<20	<20
Havana Police Department	<20	<20	<20
Quincy Police Department	30	70	102
Gilchrist			
Gilchrist County Sheriff's Office	24	47	71
Trenton Police Department	0	<20	<20
Glades			
Glades County Sheriff's Office	<20	<30	30
Gulf			
Gulf County Sheriff's Office	<20	<20	25
Port St. Joe Police Department	<20	<20	<20
Hamilton			
Hamilton County Sheriff's Office	<20	<40	44
Jasper Police Department	<20	<20	<20
Jennings Police Department	0	<20	<20
White Springs Police Department	0	<20	<20
Hardee			
Bowling Green Police Department	<20	<20	<20
Hardee County Sheriff's Office	<20	<70	82
Wauchula Police Department	<20	<20	23
Hendry			
Clewiston Police Department	0	<20	<20
Hendry County Sheriff's Office	32	98	132
Hernando			
Brooksville Police Department	0	<20	<20
Hernando County Sheriff's Office	355	317	677
Highlands			
Highlands County Sheriff's Office	94	279	376
Lake Placid Police Department	<20	<20	<20
Sebring Police Department	<20	<50	61
Hillsborough			
Hillsborough County Sheriff's Office	895	2,247	3,164
Plant City Police Department	52	163	217
Seminole Police Department- Tampa	0	<20	<20
Tampa International Airport Police Department	<20	<24	25
Tampa Police Department	269	1,143	1,422
Temple Terrace Police Department	21	62	83
University of South Florida Police Department	0	21	21

Law Enforcement Agencies	FY2023-2024		
	Children	Adults	All Ages
Holmes			
Bonifay Police Department	<20	<30	29
Holmes County Sheriff's Office	25	29	54
Indian River			
Fellsmere Police Department	<20	<20	<20
Indian River County Sheriff's Office	99	404	505
Orchid Police Department	0	<20	<20
Sebastian Police Department	<20	<35	51
Vero Beach Police Department	<20	<100	105
Jackson			
Graceville Police Department	<20	<20	<20
Jackson County Sheriff's Office	58	90	148
Marianna Police Department	<20	<20	20
Sneads Police Department	0	<20	<20
Jefferson			
Jefferson County Sheriff's Office	32	54	87
Monticello Police Department	<20	<30	32
Lafayette			
Lafayette County Sheriff's Office	<20	<25	24
Lake			
Astatula Police Department	<20	<20	<20
Clermont Police Department	<20	<35	50
Eustis Police Department	<25	<20	41
Fruitland Park Police Department	<20	<20	<20
Groveland Police Department	<20	<35	51
Howey-In-The-Hills Police Department	<20	<20	<20
Lady Lake Police Department	<20	<30	26
Lake County Sheriff's Office	115	182	300
Leesburg Police Department	32	71	103
Mascotte Police Department	<20	<20	<20
Mount Dora Police Department	<20	<20	21
Tavares Police Department	28	44	73
Umatilla Police Department	<20	<20	<20
Lee			
Cape Coral Police Department	204	552	760
Florida Gulf Coast University Police Department	0	<20	<20
Florida Southwestern State College Department of Public Safety	0	<20	<20
Fort Myers Police Department	115	565	686
Lee County Port Authority Police Department	<20	<20	<20
Lee County Sheriff's Office	514	1294	1,825
Sanibel Police Department	<20	<20	<20

Law Enforcement Agencies	FY2023-2024		
	Children	Adults	All Ages
Leon			
Florida A&M University Police Department	<20	<20	<20
Florida State University Police Department	<20	<45	47
Leon County Schools Department of Safety	0	<20	<20
Leon County Sheriff's Office	122	430	564
Tallahassee Community College Police Department	<20	<20	<20
Tallahassee Police Department	208	550	767
Levy			
Cedar Key Police Department	0	<20	<20
Chiefland Police Department	<20	<20	<20
Levy County Sheriff's Office	37	87	127
Williston Police Department	0	<20	<20
Liberty			
Liberty County Sheriff's Office	<20	<40	48
Madison			
Madison County Sheriff's Office	47	63	110
Madison Police Department	<20	<40	57
Manatee			
Bradenton Beach Police Department	<20	<20	<20
Bradenton Police Department	48	125	175
Holmes Beach Police Department	0	<20	<20
Longboat Key Police Department	0	<20	<20
Manatee County Sheriff's Office	295	607	910
Palmetto Police Department	<20	<55	66
Marion			
Belleview Police Department	<20	<30	48
Dunnellon Police Department	0	<20	<20
Marion County Sheriff's Office	767	987	1,784
Ocala Police Department	211	244	461
Martin			
Martin County Sheriff's Office	87	321	410
Sewalls Point Police Department	0	<20	<20
Stuart Police Department	<20	<110	122
Miami-Dade			
Aventura Police Department	<20	<130	144
Bal Harbour Village Police Department	0	<20	<20
Bay Harbor Islands Police Department	0	<20	<20
Coral Gables Police Department	<20	<90	88
Doral Police Department	29	92	122
Florida City Police Department	20	128	148
Florida International University Police Department	0	<20	<20
Hialeah Gardens Police Department	<20	<80	89
Hialeah Police Department	99	799	906

Law Enforcement Agencies	FY2023-2024		
	Children	Adults	All Ages
Miami-Dade (continued)			
Homestead Police Department	67	147	217
Key Biscayne Police Department	0	<20	<20
Medley Police Department	0	<20	<20
Miami Beach Police Department	<20	<635	651
Miami Gardens Police Department	116	1,005	1,128
Miami Police Department	223	2,871	3,106
Miami Shores Police Department	<20	<35	35
Miami Springs Police Department	<20	<95	98
Miami-Dade Schools Police Department	<40	<20	51
Miami-Dade Sheriff's Office	625	3,962	4,615
Miccosukee Police Department	0	<20	<20
North Bay Village Police Department	<20	<25	25
North Miami Beach Police Department	26	162	189
North Miami Police Department	30	158	190
Opa Locka Police Department	48	294	343
Palmetto Bay Police Department	<20	<20	<20
Pinecrest Police Department	<20	<25	27
South Miami Police Department	<20	<30	30
Sunny Isles Beach Police Department	<20	<45	46
Surfside Police Department	<20	<30	32
Sweetwater Police Department	<20	<25	22
University of Miami Police Department	0	<20	<20
Virginia Gardens Police Department	0	<20	<20
West Miami Police Department	<20	<20	<20
Monroe			
Key West Police Department	<20	<140	141
Monroe County Sheriff's Office	<20	<140	141
Nassau			
Fernandina Beach Police Department	0	<20	<20
Nassau County Sheriff's Office	44	149	193
Okaloosa			
Crestview Police Department	<20	<60	70
Fort Walton Beach Police Department	<20	<65	69
Niceville Police Department	<20	<20	22
Okaloosa County Sheriff's Office	96	223	321
Valparaiso Police Department	<20	<20	<20
Okeechobee			
Okeechobee County Sheriff's Office	49	113	162
Okeechobee Police Department	<20	<35	42
Seminole Police Department-Brighton	0	<20	<20

Law Enforcement Agencies	FY2023-2024		
	Children	Adults	All Ages
Orange			
Apopka Police Department	33	174	207
City of Belle Isle Police Department	<20	0	<20
Eatonville Police Department	<20	<65	66
Edgewood Police Department	<20	<20	<20
Maitland Police Department	<20	<90	94
Oakland Police Department	<20	<20	<20
Ocoee Police Department	35	145	181
Orange County Public Schools District Police	<20	<20	<20
Orange County Sheriff's Office	688	2005	2,714
Orlando Police Department	181	1316	1,505
University of Central Florida Police Department	<20	<50	53
Windermere Police Department	0	<20	<20
Winter Garden Police Department	<20	<70	76
Winter Park Police Department	51	103	155
Osceola			
Kissimmee Police Department	105	153	271
Osceola County Sheriff's Office	259	639	911
St. Cloud Police Department	37	74	113
Palm Beach			
Atlantis Police Department	0	<20	<20
Boca Raton Police Department	<20	<175	188
Boynton Beach Police Department	48	457	505
Delray Beach Police Department	<20	<385	397
Florida Atlantic University Police Department	0	<20	<20
Highland Beach Police Department	0	<20	<20
Juno Beach Police Department	0	<20	<20
Jupiter Police Department	<20	<65	71
Lake Clarke Shores Police Department	0	<20	<20
Lantana Police Department	<20	<75	77
Manalapan Police Department	0	<20	<20
North Palm Beach Police Department	<20	<20	23
Ocean Ridge Police Department	0	<20	<20
Palm Beach County School Board	<20	<20	20
Palm Beach County Sheriff's Office	369	1,806	2,184
Palm Beach Gardens Police Department	<20	<65	75
Palm Beach Police Department	<20	<30	29
Palm Springs Public Safety Department	<20	<60	64
Riviera Beach Police Department	41	176	218
Tequesta Police Department	0	<20	<20
West Palm Beach Police Department	77	294	373

Law Enforcement Agencies	FY2023-2024		
	Children	Adults	All Ages
Pasco			
Dade City Police Department	22	42	65
New Port Richey Police Department	24	110	134
Pasco County Sheriff's Office	527	955	1,491
Port Richey Police Department	<20	<20	<20
Zephyrhills Police Department	43	127	173
Pinellas			
Belleair Police Department	<20	<20	<20
Clearwater Police Department	92	384	482
Gulfport Police Department	<20	<30	35
Indian Shores Police Department	0	<20	<20
Kenneth City Police Department	<20	<20	<20
Largo Police Department	150	466	622
Pinellas County Schools Police Department	<20	<20	22
Pinellas County Sheriff's Office	388	1,522	1,921
Pinellas Park Police Department	92	274	371
St. Petersburg Police Department	228	696	935
Tarpon Springs Police Department	33	122	155
Treasure Island Police Department	0	38	39
Polk			
Auburndale Police Department	25	92	117
Bartow Police Department	74	144	223
Davenport Police Department	<20	<30	36
Florida Polytechnic University Department of Public Safety & Police	0	<20	<20
Haines City Police Department	63	88	151
Lake Alfred Police Department	<20	<25	36
Lake Hamilton Police Department	<20	<20	<20
Lake Wales Police Department	38	91	130
Lakeland Police Department	127	696	837
Polk County Sheriff's Office, SOC	832	2,250	3,142
Winter Haven Police Department	129	289	426
Putnam			
Interlachen Police Department	0	<20	<20
Palatka Police Department	<20	<50	58
Putnam County Sheriff's Office	48	143	192
Welaka Police Department	<20	<20	<20
Saint Johns			
St. Augustine Beach Police Department	0	<20	<20
St. Augustine Police Department	<20	<65	71
St. Johns County Sheriff's Office	91	321	414

Law Enforcement Agencies	FY2023-2024		
	Children	Adults	All Ages
Saint Lucie			
Fort Pierce Police Department	95	362	460
Port St. Lucie Police Department	185	443	636
St. Lucie County Sheriff's Office	94	326	425
Santa Rosa			
Gulf Breeze Police Department	<20	<20	<20
Midway Police Department	<20	<20	28
Milton Police Department	<20	<35	36
Santa Rosa County Sheriff's Office	89	302	394
Sarasota			
New College of FL Police Department	0	<20	<20
New College of Florida Police Department	0	<20	<20
North Port Police Department	86	232	320
Sarasota County School Police Department	<60	<20	61
Sarasota County Sheriff's Office	156	770	930
Sarasota Police Department	75	370	449
Sarasota-Manatee Airport Police Department	0	<20	<20
Venice Police Department	<20	<65	79
Seminole			
Altamonte Springs Police Department	44	101	147
Casselberry Police Department	<20	<70	86
Lake Mary Police Department	<20	<50	55
Longwood Police Department	<20	<25	32
Oviedo Police Department	29	60	90
Sanford International Airport Police Department	0	<20	<20
Sanford Police Department	64	307	371
Seminole County Sheriff's Office	265	604	885
Seminole Police Department- Fort Pierce	0	<20	<20
Winter Springs Police Department	32	67	101
Statewide Florida Highway Patrol			
Florida Highway Patrol	<20	<125	137
Sumter			
Sumter County Sheriff's Office	104	182	287
Wildwood Police Department	<20	<35	46
Suwannee			
Live Oak Police Department	<20	<25	27
Suwannee County Sheriff's Office	36	95	134
Taylor			
Perry Police Department	<20	<40	44
Taylor County Sheriff's Office	28	76	104
Union			
Union County Sheriff's Office	<20	<35	45

Law Enforcement Agencies	FY2023-2024		
	Children	Adults	All Ages
Volusia			
Daytona Beach Police Department	120	442	566
Daytona Beach Shores Department of Public Safety	<20	<20	<20
Deland Police Department	52	188	245
Edgewater Police Department	<20	<65	77
Holly Hill Police Department	<20	<90	98
Lake Helen Police Department	<20	<20	<20
New Smyrna Beach Police Department	<20	<120	124
Orange City Police Department	<20	<65	73
Ormond Beach Police Department	31	141	173
Ponce Inlet Police Department	0	<20	<20
Port Orange Police Department	72	161	239
South Daytona Police Department	28	46	76
Volusia County Beach Safety	<20	<20	<20
Volusia County Sheriff's Office	211	715	927
Wakulla			
Wakulla County Sheriff's Office	40	89	130
Walton			
DeFuniak Springs Police Department	<20	<20	<20
Walton County Sheriff's Office	37	88	125
Washington			
Chipley Police Department	<20	<20	<20
Washington County Sheriff's Office	<20	<50	65

Table G2: Law Enforcement Agencies with No Involuntary Examinations Initiated in FY 2023-2024

County	Law Enforcement Agency (n = 33)
Alachua	Santa Fe College Police Department
Bay	Panama City Airport Police Department
Brevard	Brevard Public Schools, District Security
	Melbourne International Airport Police Department
	Melbourne Village Police Department
Calhoun	Altha Police Department
Hendry	Seminole Police Department- Big Cypress
Highlands	Avon Park Police Department
Indian River	Indian River Shores Public Safety Dept.
Jackson	Cottondale Police Department
	Jackson District School Board Police Department
Martin	Jupiter Island Public Safety Department
Miami-Dade	Biscayne Park Police Department
	El Portal Police Department
	Golden Beach Police Department
	Indian Creek Village Public Safety
	Miami-Dade Police Department
Monroe	Key Colony Beach Police Department
Nassau	Nassau District Schools Department of Student Safety
Okaloosa	Northwest Florida State College Police Department
	Okaloosa County Airport Police Department
	Shalimar Police Department
Palm Beach	Gulf Stream Police Department
	Jupiter Inlet Colony Police Department
	Palm Beach Shores Public Safety Department
	South Palm Beach Police Department
Putnam	Crescent City Police Department
	Putnam County School District Police Department
Sumter	Center Hill Police Department
	Webster Police Department
Volusia	Volusia Co. Dept. of Public Protection
Washington	Florida Panhandle Technical College
	Washington County Schools/Florida Panhandle Technical College Department of Public Safety

Appendix H: County Specific Summaries

One-page summaries of information for each county follow. A statewide summary page is provided on the next page so that readers of this report may compare the information on each county page to statewide values. Involuntary examinations were categorized by county according to the county of residence entered into the Baker Act Data Collection System by Baker Act reporting center staff.

Florida

This page is provided to facilitate the comparison of the following pages with county level information to statewide values. In Fiscal Year 2023-2024 there were 161,576 involuntary examinations for 22,685,583 residents of Florida County.

Involuntary Examination Level Analyses

Physicians (who are not Psychiatrists) (64.19%) were the most common health professionals to initiate involuntary examinations, followed by Mental Health Counselors (13.46%), Psychiatrists (7.73%), Clinical Social Workers (6.75%), Psychiatric Nurses (3.57%), Physician Assistants (2.93%), Marriage and Family Therapists (<1%), and Clinical Psychologists (<1%).

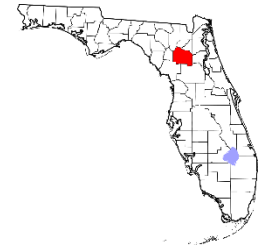
Information about involuntary examinations of Florida County residents for five years is shown in Table A.

Table A: Involuntary Examinations: Residents of Florida County for Five Years*

Fiscal Year	All Ages	Percent of Total				Percent of Total by Initiator Type			Percent Change for:			
		<18	18-24	25-64	65+	Law Enforcement	Health Professional	Ex-Parte	1 Year		5 Years	
									BA Exams FY22/23 to FY23/24	Pop* 2022 to 2023	BA Exams FY19/20 to FY23/24	Pop* 2019 to 2023
2023-2024	161,576	18.33%	12.40%	61.18%	7.22%	52.36%	44.53%	3.11%	-6.99%	1.60%	-20.28%	6.66%
2022-2023	173,721	19.39%	12.39%	60.34%	6.98%	53.76%	43.73%	2.52%				
2021-2022	170,047	20.13%	12.83%	59.14%	6.83%	52.96%	44.60%	2.44%				
2020-2021	194,680	19.81%	12.69%	59.26%	6.83%	52.93%	45.02%	2.05%				
2019-2020	202,598	17.75%	12.36%	61.44%	7.30%	51.89%	46.13%	1.98%				

*Population estimates are available by calendar year only. For example, 2023 population estimates were used for FY 2023-2024, and so on.

County: Alachua



This county page can be compared to the counts in the Florida Statewide Totals on [page 47](#). Alachua County is in the Department’s Northeast region and Florida Judicial Circuit 8. Lutheran Services Florida is the Managing Entity for Alachua County. In Fiscal Year 2023-2024 there were 2,220 involuntary examinations for 291,459 residents of Alachua County.

Involuntary Examination Level Analyses

The majority of Alachua County residents who received an involuntary examination were seen at UF Health Psychiatric Hospital - Shands Psychiatric Hospital (60.81%), North Florida Regional Medical Center- HCA Florida North Florida Hospital (17.61%), and Meridian Behavioral Health Care - Gainesville (9.64%).

Physicians (who are not Psychiatrists) (68.51%) were the most common health professionals to initiate involuntary examinations, followed by Mental Health Counselors (14.42%), Clinical Social Workers (7.28%), Psychiatrists (6.22%), Physician Assistants (1.75%), Psychiatric Nurses (1.29%), Clinical Psychologists (<1%), and Marriage and Family Therapists (<1%).

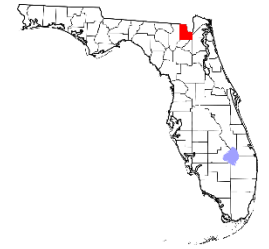
Information about involuntary examinations of Alachua County residents for five years is shown in Table A.

Table A: Involuntary Examinations: Residents of Alachua County for Five Years*

Fiscal Year	All Ages	Percent of Total				Percent of Total by Initiator Type			Percent Change for:			
		<18	18-24	25-64	65+	Law Enforcement	Health Professional	Ex-Parte	1 Year		5 Years	
									BA Exams FY22/23 to FY23/24	Pop* 2022 to 2023	BA Exams FY19/20 to FY23/24	Pop* 2019 to 2023
2023-2024	2,220	22.05%	14.04%	57.97%	5.00%	38.20%	59.37%	2.52%	0.36%	0.29%	13.67%	9.30%
2022-2023	2,212	21.43%	15.60%	57.37%	4.79%	40.05%	56.78%	3.16%				
2021-2022	2,093	24.84%	15.72%	53.80%	4.68%	36.22%	60.58%	3.20%				
2020-2021	2,437	29.22%	15.06%	49.73%	5.01%	37.01%	60.53%	2.46%				
2019-2020	1,953	23.35%	16.28%	53.05%	6.96%	38.45%	59.29%	2.25%				

*Population estimates are available by calendar year only. For example, 2023 population estimates were used for FY 2023-2024, and so on.

County: Baker



This county page can be compared to the counts in the Florida Statewide Totals on [page 47](#). Baker County is in the Department's Northeast region and Florida Judicial Circuit 8. Lutheran Services Florida is the Managing Entity for Baker County. In Fiscal Year 2023-2024, there were 151 involuntary examinations for 27,779 residents of Baker County.

Involuntary Examination Level Analyses

The majority of Baker County residents who received an involuntary examination were seen at Meridian Behavioral Health Care - Lake City (52.32%), Southern Baptist Hospital of Florida - Baptist Medical Center Jacksonville (7.95%), Meridian Behavioral Health Care - Gainesville (5.96%), and Wekiva Springs Center (5.30%).

Physicians (who are not Psychiatrists) (73.08%) were the most common health professionals to initiate involuntary examinations, followed by Mental Health Counselors (15.38%), Clinical Social Workers (9.62%), Psychiatrists (1.92%), Clinical Psychologists (<1%), Psychiatric Nurses (<1%), Marriage and Family Therapists (<1%), and Physician Assistants (<1%).

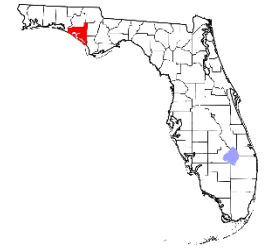
Information about involuntary examinations of Baker County residents for five years is shown in Table A.

Table A: Involuntary Examinations: Residents of Baker County for Five Years*

Fiscal Year	All Ages	Percent of Total				Percent of Total by Initiator Type			Percent Change for:			
		<18	18-24	25-64	65+	Law Enforcement	Health Professional	Ex-Parte	1 Year		5 Years	
									BA Exams FY22/23 to FY23/24	Pop* 2022 to 2023	BA Exams FY19/20 to FY23/24	Pop* 2019 to 2023
2023-2024	151	18.54%	13.25%	61.59%	4.64%	62.25%	34.44%	3.31%	-30.73%	-4.82%	-30.73%	-1.10%
2022-2023	218	22.94%	11.47%	61.01%	3.67%	66.51%	32.57%	0.92%				
2021-2022	200	31.50%	9.50%	48.00%	8.00%	59.00%	40.50%	0.50%				
2020-2021	279	35.84%	7.89%	48.75%	6.09%	67.38%	30.82%	1.79%				
2019-2020	218	15.14%	10.09%	65.60%	6.88%	62.39%	36.70%	0.92%				

*Population estimates are available by calendar year only. For example, 2023 population estimates were used for FY 2023-2024, and so on.

County: Bay



This county page can be compared to the counts in the Florida Statewide Totals on [page 47](#). Bay County is in the Department’s Northwest region and Florida Judicial Circuit 14. Big Bend Community Based Care d/b/a NWF Health Network is the Managing Entity for Bay County. In Fiscal Year 2023-2024 there were 1,102 involuntary examinations for 187,907 residents of Bay County.

Involuntary Examination Level Analyses

The majority of Bay County residents who received an involuntary examination were seen at Emerald Coast Behavioral Hospital (48.28%), Life Management Center of Northwest Florida (16.70%), Fort Walton Beach Medical Center- HCA FL Fort Walton-Destin Hospital (15.06%), and River Point Behavioral Health (6.17%).

Physicians (who are not Psychiatrists) (60.56%) were the most common health professionals to initiate involuntary examinations, followed by Mental Health Counselors (17.30%), Psychiatric Nurses (6.11%), Physician Assistants (5.85%), Clinical Social Workers (5.60%), Psychiatrists (4.07%), Marriage and Family Therapists (<1%), and Clinical Psychologists (<1%).

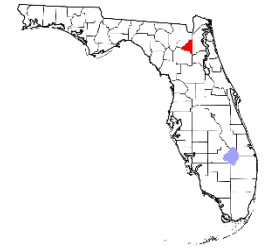
Information about involuntary examinations of Bay County residents for five years is shown in Table A.

Table A: Involuntary Examinations: Residents of Bay County for Five Years*

Fiscal Year	All Ages	Percent of Total				Percent of Total by Initiator Type			Percent Change for:			
		<18	18-24	25-64	65+	Law Enforcement	Health Professional	Ex-Parte	1 Year		5 Years	
									BA Exams FY22/23 to FY23/24	Pop* 2022 to 2023	BA Exams FY19/20 to FY23/24	Pop* 2019 to 2023
2023-2024	1,102	27.83%	12.60%	54.58%	3.99%	58.35%	35.66%	6.08%	1.29%	3.95%	-25.79%	4.45%
2022-2023	1,088	28.13%	14.52%	52.39%	4.14%	58.00%	35.39%	6.62%				
2021-2022	1,174	29.39%	11.75%	53.49%	4.68%	58.52%	35.95%	5.54%				
2020-2021	1,207	28.58%	12.51%	53.27%	4.23%	61.06%	33.47%	5.47%				
2019-2020	1,485	28.52%	11.60%	54.62%	3.30%	59.95%	35.20%	4.86%				

*Population estimates are available by calendar year only. For example, 2023 population estimates were used for FY 2023-2024, and so on.

County: Bradford



This county page can be compared to the counts in the Florida Statewide Totals on [page 47](#). Bradford County is in the Department's Northeast region and Florida Judicial Circuit 8. Lutheran Services Florida is the Managing Entity for Bradford County. In Fiscal Year 2023-2024 there were 257 involuntary examinations for 26,672 residents of Bradford County.

Involuntary Examination Level Analyses

The majority of Bradford County residents who received an involuntary examination were seen at UF Health Psychiatric Hospital - Shands Psychiatric Hospital (57.20%), Meridian Behavioral Health Care - Gainesville (19.84%), and North Florida Regional Medical Center- HCA Florida North Florida Hospital (8.95%).

Physicians (who are not Psychiatrists) (60.75%) were the most common health professionals to initiate involuntary examinations, followed by Mental Health Counselors (25.23%), Clinical Social Workers (9.35%), Psychiatrists (3.74%), Physician Assistants (<1%), Marriage and Family Therapists (<1%), Clinical Psychologists (<1%), and Psychiatric Nurses (<1%).

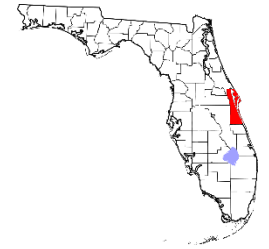
Information about involuntary examinations of Bradford County residents for five years is shown in Table A.

Table A: Involuntary Examinations: Residents of Bradford County for Five Years*

Fiscal Year	All Ages	Percent of Total				Percent of Total by Initiator Type			Percent Change for:			
		<18	18-24	25-64	65+	Law Enforcement	Health Professional	Ex-Parte	1 Year		5 Years	
									BA Exams FY22/23 to FY23/24	Pop* 2022 to 2023	BA Exams FY19/20 to FY23/24	Pop* 2019 to 2023
2023-2024	257	38.91%	7.39%	49.42%	3.11%	55.25%	41.63%	3.11%	-20.92%	-4.12%	7.08%	-6.27%
2022-2023	325	38.46%	8.92%	48.92%	2.77%	56.00%	42.77%	1.23%				
2021-2022	241	29.46%	10.37%	55.60%	3.32%	49.38%	49.38%	1.24%				
2020-2021	289	29.41%	10.38%	51.90%	7.27%	51.56%	47.06%	1.38%				
2019-2020	240	27.92%	13.75%	50.42%	5.00%	45.42%	53.75%	0.83%				

*Population estimates are available by calendar year only. For example, 2023 population estimates were used for FY 2023-2024, and so on.

County: Brevard



This county page can be compared to the counts in the Florida Statewide Totals on [page 47](#). Brevard County is in the Department's Central region and Florida Judicial Circuit 18. Central Florida Cares Health System is the Managing Entity for Brevard County. In Fiscal Year 2023-2024 there were 5,231 involuntary examinations for 638,491 residents of Brevard County.

Involuntary Examination Level Analyses

The majority of Brevard County residents who received an involuntary examination were seen at Circles of Care (Harbor Pines) (36.80%), Circles of Care (Sheridan Oaks Hospital) (33.93%), Palm Point Behavioral Health (15.91%), and Central Florida Behavioral Hospital (5.12%).

Physicians (who are not Psychiatrists) (64.68%) were the most common health professionals to initiate involuntary examinations, followed by Mental Health Counselors (23.02%), Psychiatrists (4.11%), Psychiatric Nurses (2.45%), Clinical Social Workers (2.31%), Physician Assistants (2.27%), Clinical Psychologists (1.06%), and Marriage and Family Therapists (<1%).

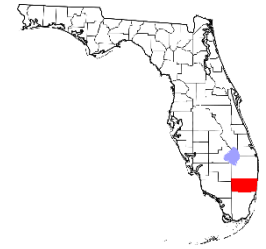
Information about involuntary examinations of Brevard County residents for five years is shown in Table A.

Table A: Involuntary Examinations: Residents of Brevard County for Five Years*

Fiscal Year	All Ages	Percent of Total				Percent of Total by Initiator Type			Percent Change for:			
		<18	18-24	25-64	65+	Law Enforcement	Health Professional	Ex-Parte	1 Year		5 Years	
									BA Exams FY22/23 to FY23/24	Pop* 2022 to 2023	BA Exams FY19/20 to FY23/24	Pop* 2019 to 2023
2023-2024	5,231	24.05%	11.22%	56.93%	6.56%	55.48%	41.35%	3.17%	3.71%	1.66%	-13.38%	7.60%
2022-2023	5,044	23.49%	10.35%	59.54%	5.79%	55.15%	42.13%	2.72%				
2021-2022	5,082	27.90%	9.94%	56.06%	5.75%	54.90%	42.58%	2.52%				
2020-2021	6,197	23.16%	11.01%	58.19%	6.54%	54.88%	43.09%	2.03%				
2019-2020	6,039	18.14%	11.86%	61.69%	7.88%	53.44%	44.34%	2.22%				

*Population estimates are available by calendar year only. For example, 2023 population estimates were used for FY 2023-2024, and so on.

County: Broward



This county page can be compared to the counts in the Florida Statewide Totals on [page 47](#). Broward County is in the Department's Southeast region and Florida Judicial Circuit 17. Broward Behavioral Health Coalition is the Managing Entity for Broward County. In Fiscal Year 2023-2024 there were 9,842 involuntary examinations for 1,987,884 residents of Broward County.

Involuntary Examination Level Analyses

The majority of Broward County residents who received an involuntary examination were seen at Memorial Healthcare System (38.69%), Broward Health Imperial Point (23.89%), Broward Health Medical Center (14.99%), and Larkin Community Hospital Behavioral Health Services (5.13%).

Physicians (who are not Psychiatrists) (61.16%) were the most common health professionals to initiate involuntary examinations, followed by Psychiatrists (12.41%), Clinical Social Workers (10.69%), Mental Health Counselors (9.18%), Psychiatric Nurses (3.33%), Physician Assistants (1.96%), Clinical Psychologists (<1%), and Marriage and Family Therapists (<1%).

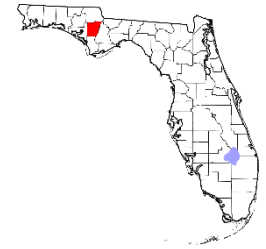
Information about involuntary examinations of Broward County residents for five years is shown in Table A.

Table A: Involuntary Examinations: Residents of Broward County for Five Years*

Fiscal Year	All Ages	Percent of Total				Percent of Total by Initiator Type			Percent Change for:			
		<18	18-24	25-64	65+	Law Enforcement	Health Professional	Ex-Parte	1 Year		5 Years	
									BA Exams FY22/23 to FY23/24	Pop* 2022 to 2023	BA Exams FY19/20 to FY23/24	Pop* 2019 to 2023
2023-2024	9,842	10.14%	13.16%	67.59%	8.32%	48.64%	50.29%	1.20%	-19.66%	0.73%	-29.84%	3.16%
2022-2023	12,251	17.14%	13.27%	60.48%	7.19%	53.11%	46.07%	0.82%				
2021-2022	11,198	16.77%	13.74%	60.56%	7.85%	48.84%	50.50%	0.66%				
2020-2021	12,793	13.95%	14.25%	63.27%	6.97%	46.80%	52.17%	1.03%				
2019-2020	14,028	12.85%	13.27%	65.00%	7.15%	44.79%	54.49%	0.73%				

*Population estimates are available by calendar year only. For example, 2023 population estimates were used for FY 2023-2024, and so on.

County: Calhoun



This county page can be compared to the counts in the Florida Statewide Totals on [page 47](#). Calhoun County is in the Department’s Northwest region and Florida Judicial Circuit 14. Big Bend Community Based Care d/b/a NWF Health Network is the Managing Entity for Calhoun County. In Fiscal Year 2023-2024 there were 137 involuntary examinations for 13,838 residents of Calhoun County.

Involuntary Examination Level Analyses

The majority of Calhoun County residents who received an involuntary examination were seen at Emerald Coast Behavioral Hospital (29.20%), Eastside Psychiatric Hospital- Apalachee Center (18.25%), Broward Health Imperial Point (10.22%), Life Management Center of Northwest Florida (9.49%), Fort Walton Beach Medical Center- HCA FL Fort Walton-Destin Hospital (8.03%), and Tallahassee Memorial Hospital (5.11%).

Physicians (who are not Psychiatrists) (62.50%) were the most common health professionals to initiate involuntary examinations, followed by Psychiatrists (9.38%), Clinical Social Workers (9.38%), Mental Health Counselors (9.38%), Psychiatric Nurses (6.25%), Physician Assistants (3.13%), Marriage and Family Therapists (<1%), and Clinical Psychologists (<1%).

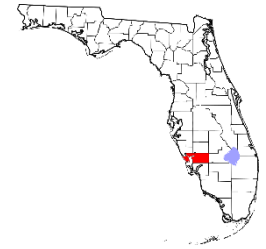
Information about involuntary examinations of Calhoun County residents for five years is shown in Table A.

Table A: Involuntary Examinations: Residents of Calhoun County for Five Years*

Fiscal Year	All Ages	Percent of Total				Percent of Total by Initiator Type			Percent Change for:			
		<18	18-24	25-64	65+	Law Enforcement	Health Professional	Ex-Parte	1 Year		5 Years	
									BA Exams FY22/23 to FY23/24	Pop* 2022 to 2023	BA Exams FY19/20 to FY23/24	Pop* 2019 to 2023
2023-2024	137	30.66%	16.79%	45.99%	5.11%	70.07%	23.36%	6.57%	87.67%	1.08%	41.24%	-7.64%
2022-2023	73	31.51%	12.33%	50.68%	5.48%	61.64%	31.51%	6.85%				
2021-2022	60	16.67%	10.00%	66.67%	6.67%	61.67%	28.33%	10.00%				
2020-2021	78	28.21%	6.41%	60.26%	3.85%	71.79%	26.92%	1.28%				
2019-2020	97	11.34%	9.28%	76.29%	2.06%	75.26%	20.62%	4.12%				

*Population estimates are available by calendar year only. For example, 2023 population estimates were used for FY 2023-2024, and so on.

County: Charlotte



This county page can be compared to the counts in the Florida Statewide Totals on [page 47](#). Charlotte County is in the Department’s SunCoast region and Florida Judicial Circuit 20. Central Florida Behavioral Health Network is the Managing Entity for Charlotte County. In Fiscal Year 2023-2024 there were 1,579 involuntary examinations for 202,233 residents of Charlotte County.

Involuntary Examination Level Analyses

The majority of Charlotte County residents who received an involuntary examination were seen at Charlotte Behavioral Health Care (55.16%), Park Royal Hospital (15.14%), and ShorePoint Health Punta Gorda (9.82%).

Physicians (who are not Psychiatrists) (56.17%) were the most common health professionals to initiate involuntary examinations, followed by Mental Health Counselors (12.70%), Clinical Social Workers (10.09%), Psychiatrists (8.17%), Psychiatric Nurses (7.48%), Physician Assistants (3.83%), Clinical Psychologists (1.04%), and Marriage and Family Therapists (<1%).

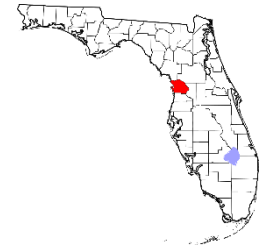
Information about involuntary examinations of Charlotte County residents for five years is shown in Table A.

Table A: Involuntary Examinations: Residents of Charlotte County for Five Years*

Fiscal Year	All Ages	Percent of Total				Percent of Total by Initiator Type			Percent Change for:			
		<18	18-24	25-64	65+	Law Enforcement	Health Professional	Ex-Parte	1 Year		5 Years	
									BA Exams FY22/23 to FY23/24	Pop* 2022 to 2023	BA Exams FY19/20 to FY23/24	Pop* 2019 to 2023
2023-2024	1,579	23.94%	9.06%	51.68%	14.25%	61.18%	36.42%	2.41%	-4.99%	3.92%	-18.36%	10.94%
2022-2023	1,662	25.39%	9.39%	52.65%	11.55%	66.61%	31.29%	2.11%				
2021-2022	1,687	25.67%	8.54%	52.93%	11.08%	70.01%	27.86%	2.13%				
2020-2021	2,004	21.71%	7.83%	58.53%	10.98%	71.36%	27.79%	0.85%				
2019-2020	1,934	23.07%	9.47%	55.61%	10.86%	68.75%	29.69%	1.55%				

*Population estimates are available by calendar year only. For example, 2023 population estimates were used for FY 2023-2024, and so on.

County: Citrus



This county page can be compared to the counts in the Florida Statewide Totals on [page 47](#). Citrus County is in the Department's Central region and Florida Judicial Circuit 5. Lutheran Services Florida is the Managing Entity for Citrus County. In Fiscal Year 2023-2024 there were 755 involuntary examinations for 160,455 residents of Citrus County.

Involuntary Examination Level Analyses

The majority of Citrus County residents who received an involuntary examination were seen at LifeStream Behavioral Center (60.26%).

Physicians (who are not Psychiatrists) (68.26%) were the most common health professionals to initiate involuntary examinations, followed by Mental Health Counselors (14.33%), Psychiatric Nurses (5.46%), Physician Assistants (4.44%), Clinical Social Workers (4.10%), Psychiatrists (2.73%), Clinical Psychologists (<1%), and Marriage and Family Therapists (<1%).

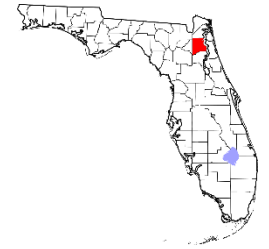
Information about involuntary examinations of Citrus County residents for five years is shown in Table A.

Table A: Involuntary Examinations: Residents of Citrus County for Five Years*

Fiscal Year	All Ages	Percent of Total				Percent of Total by Initiator Type			Percent Change for:			
		<18	18-24	25-64	65+	Law Enforcement	Health Professional	Ex-Parte	1 Year		5 Years	
									BA Exams FY22/23 to FY23/24	Pop* 2022 to 2023	BA Exams FY19/20 to FY23/24	Pop* 2019 to 2023
2023-2024	755	25.13%	8.20%	55.69%	10.45%	52.19%	38.81%	9.14%	2.03%	1.66%	-43.87%	8.61%
2022-2023	740	18.65%	12.16%	58.92%	9.19%	51.62%	43.78%	4.59%				
2021-2022	1,193	24.22%	10.48%	56.16%	8.38%	66.39%	31.01%	2.60%				
2020-2021	1,303	27.55%	10.44%	53.57%	7.83%	68.84%	28.47%	2.69%				
2019-2020	1,345	22.75%	9.59%	58.22%	8.48%	69.00%	29.81%	1.19%				

*Population estimates are available by calendar year only. For example, 2023 population estimates were used for FY 2023-2024, and so on.

County: Clay



This county page can be compared to the counts in the Florida Statewide Totals on [page 47](#). Clay County is in the Department’s Northeast region and Florida Judicial Circuit 4. Lutheran Services Florida is the Managing Entity for Clay County. In Fiscal Year 2023-2024 there were 1,567 involuntary examinations for 229,990 residents of Clay County.

Involuntary Examination Level Analyses

The majority of Clay County residents who received an involuntary examination were seen at HCA Florida Orange Park Hospital (39.44%), Southern Baptist Hospital of Florida - Baptist Medical Center Jacksonville (32.29%), and Memorial Hospital Jacksonville-HCA FL Memorial Hospital (6.96%).

Physicians (who are not Psychiatrists) (74.88%) were the most common health professionals to initiate involuntary examinations, followed by Mental Health Counselors (11.70%), Psychiatrists (3.69%), Clinical Social Workers (3.45%), Physician Assistants (3.08%), Psychiatric Nurses (2.46%), Clinical Psychologists (<1%), and Marriage and Family Therapists (<1%).

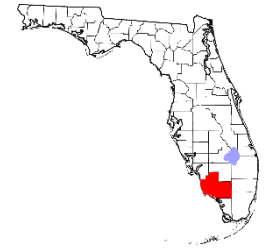
Information about involuntary examinations of Clay County residents for five years is shown in Table A.

Table A: Involuntary Examinations: Residents of Clay County for Five Years*

Fiscal Year	All Ages	Percent of Total				Percent of Total by Initiator Type			Percent Change for:			
		<18	18-24	25-64	65+	Law Enforcement	Health Professional	Ex-Parte	1 Year		5 Years	
									BA Exams FY22/23 to FY23/24	Pop* 2022 to 2023	BA Exams FY19/20 to FY23/24	Pop* 2019 to 2023
2023-2024	1,567	32.40%	14.29%	48.15%	4.97%	46.01%	51.82%	2.23%	37.22%	1.98%	-2.31%	5.93%
2022-2023	1,142	14.89%	17.78%	61.91%	4.99%	42.12%	55.60%	2.28%				
2021-2022	1,359	22.37%	17.51%	54.75%	4.64%	44.44%	53.72%	1.84%				
2020-2021	1,523	24.23%	17.40%	52.33%	5.19%	44.85%	53.64%	1.51%				
2019-2020	1,604	22.82%	15.96%	56.48%	4.18%	47.07%	52.06%	0.87%				

*Population estimates are available by calendar year only. For example, 2023 population estimates were used for FY 2023-2024, and so on.

County: Collier



This county page can be compared to the counts in the Florida Statewide Totals on [page 47](#). Collier County is in the Department's SunCoast region and Florida Judicial Circuit 20. Central Florida Behavioral Health Network Tampa is the Managing Entity for Collier County. In Fiscal Year 2023-2024 there were 2,130 involuntary examinations for 399,587 residents of Collier County.

Involuntary Examination Level Analyses

The majority of Collier County residents who received an involuntary examination were seen at David Lawrence Mental Health Center (75.21%), and Park Royal Hospital (15.59%).

Physicians (who are not Psychiatrists) (38.47%) were the most common health professionals to initiate involuntary examinations, followed by Mental Health Counselors (22.91%), Clinical Social Workers (14.70%), Psychiatric Nurses (6.77%), Physician Assistants (6.20%), Marriage and Family Therapists (6.05%), Psychiatrists (4.47%), and Clinical Psychologists (<1%).

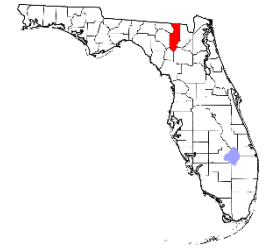
Information about involuntary examinations of Collier County residents for five years is shown in Table A.

Table A: Involuntary Examinations: Residents of Collier County for Five Years*

Fiscal Year	All Ages	Percent of Total				Percent of Total by Initiator Type			Percent Change for:			
		<18	18-24	25-64	65+	Law Enforcement	Health Professional	Ex-Parte	1 Year		5 Years	
									BA Exams FY22/23 to FY23/24	Pop* 2022 to 2023	BA Exams FY19/20 to FY23/24	Pop* 2019 to 2023
2023-2024	2,130	22.20%	13.09%	54.39%	8.26%	65.87%	32.58%	1.60%	1.77%	2.21%	7.20%	5.79%
2022-2023	2,093	30.53%	11.56%	49.16%	7.93%	62.97%	35.93%	1.10%				
2021-2022	2,331	34.36%	11.41%	48.35%	5.19%	60.88%	38.10%	1.03%				
2020-2021	2,248	31.76%	12.77%	47.60%	6.18%	63.52%	35.36%	1.11%				
2019-2020	1,987	24.92%	11.98%	55.39%	7.15%	64.10%	34.79%	1.11%				

*Population estimates are available by calendar year only. For example, 2023 population estimates were used for FY 2023-2024, and so on.

County: Columbia



This county page can be compared to the counts in the Florida Statewide Totals on [page 47](#). Columbia County is in the Department’s Northeast region and Florida Judicial Circuit 3. Lutheran Services Florida is the Managing Entity for Columbia County. In Fiscal Year 2023-2024 there were 609 involuntary examinations for 72,838 residents of Columbia County.

Involuntary Examination Level Analyses

The majority of Columbia County residents who received an involuntary examination were seen at Meridian Behavioral Health Care - Lake City (50.90%), UF Health Psychiatric Hospital - Shands Psychiatric Hospital (10.84%), North Florida Regional Medical Center-HCA Florida North Florida Hospital (10.18%), and River Point Behavioral Health (7.06%).

Physicians (who are not Psychiatrists) (57.41%) were the most common health professionals to initiate involuntary examinations, followed by Mental Health Counselors (24.07%), Clinical Social Workers (10.19%), Psychiatrists (3.70%), Psychiatric Nurses (2.31%), Marriage and Family Therapists (1.39%), Physician Assistants (<1%), and Clinical Psychologists (<1%).

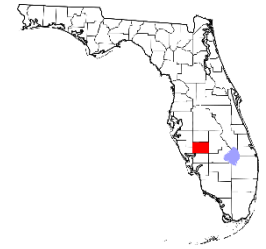
Information about involuntary examinations of Columbia County residents for five years is shown in Table A.

Table A: Involuntary Examinations: Residents of Columbia County for Five Years*

Fiscal Year	All Ages	Percent of Total				Percent of Total by Initiator Type			Percent Change for:			
		<18	18-24	25-64	65+	Law Enforcement	Health Professional	Ex-Parte	1 Year		5 Years	
									BA Exams FY22/23 to FY23/24	Pop* 2022 to 2023	BA Exams FY19/20 to FY23/24	Pop* 2019 to 2023
2023-2024	609	28.90%	8.21%	57.64%	4.11%	63.22%	35.47%	1.31%	-20.91%	3.40%	-23.49%	3.15%
2022-2023	770	29.22%	7.66%	57.14%	5.19%	71.43%	27.66%	0.91%				
2021-2022	702	27.64%	8.12%	55.70%	6.13%	68.23%	30.91%	0.85%				
2020-2021	931	27.82%	10.31%	52.85%	7.63%	77.77%	20.95%	1.29%				
2019-2020	796	24.87%	11.81%	54.65%	6.28%	68.09%	31.03%	0.88%				

*Population estimates are available by calendar year only. For example, 2023 population estimates were used for FY 2023-2024, and so on.

County: Desoto



This county page can be compared to the counts in the Florida Statewide Totals on [page 47](#). Desoto County is in the Department's SunCoast region and Florida Judicial Circuit 12. Central Florida Behavioral Health Network Tampa is the Managing Entity for Desoto County. In Fiscal Year 2023-2024 there were 260 involuntary examinations for 35,205 residents of Desoto County.

Involuntary Examination Level Analyses

The majority of Desoto County residents who received an involuntary examination were seen at Charlotte Behavioral Health Care (66.54%).

Physicians (who are not Psychiatrists) (62.62%) were the most common health professionals to initiate involuntary examinations, followed by Clinical Social Workers (16.82%), Mental Health Counselors (11.21%), Psychiatrists (4.67%), Clinical Psychologists (2.80%), Physician Assistants (1.87%), Marriage and Family Therapists (<1%), and Psychiatric Nurses (<1%).

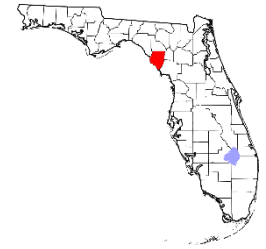
Information about involuntary examinations of Desoto County residents for five years is shown in Table A.

Table A: Involuntary Examinations: Residents of Desoto County for Five Years*

Fiscal Year	All Ages	Percent of Total				Percent of Total by Initiator Type			Percent Change for:			
		<18	18-24	25-64	65+	Law Enforcement	Health Professional	Ex-Parte	1 Year		5 Years	
									BA Exams FY22/23 to FY23/24	Pop* 2022 to 2023	BA Exams FY19/20 to FY23/24	Pop* 2019 to 2023
2023-2024	260	26.92%	8.46%	56.92%	6.54%	55.00%	41.15%	3.85%	-6.81%	3.25%	-45.83%	-1.44%
2022-2023	279	24.73%	11.11%	57.35%	4.66%	67.38%	30.82%	1.79%				
2021-2022	249	33.33%	10.44%	48.59%	5.62%	66.27%	32.13%	1.61%				
2020-2021	350	31.14%	11.71%	45.14%	10.86%	65.14%	34.00%	0.86%				
2019-2020	480	30.42%	10.63%	53.33%	5.00%	63.33%	36.46%	0.21%				

*Population estimates are available by calendar year only. For example, 2023 population estimates were used for FY 2023-2024, and so on.

County: Dixie



This county page can be compared to the counts in the Florida Statewide Totals on [page 47](#). Dixie County is in the Department's Northeast region and Florida Judicial Circuit 3. Lutheran Services Florida is the Managing Entity for Dixie County. In Fiscal Year 2023-2024 there were 133 involuntary examinations for 17,172 residents of Dixie County.

Involuntary Examination Level Analyses

The majority of Dixie County residents who received an involuntary examination were seen at UF Health Jacksonville - Shands Jacksonville Medical Center (33.83%), UF Health Psychiatric Hospital - Shands Psychiatric Hospital (24.06%), Meridian Behavioral Health Care - Lake City (12.78%), and North Florida Regional Medical Center- HCA Florida North Florida Hospital (12.03%).

Physicians (who are not Psychiatrists) (71.70%) were the most common health professionals to initiate involuntary examinations, followed by Psychiatrists (9.43%), Mental Health Counselors (9.43%), Clinical Social Workers (7.55%), Psychiatric Nurses (1.89%), Clinical Psychologists (<1%), Marriage and Family Therapists (<1%), and Physician Assistants (<1%).

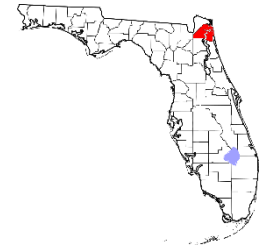
Information about involuntary examinations of Dixie County residents for five years is shown in Table A.

Table A: Involuntary Examinations: Residents of Dixie County for Five Years*

Fiscal Year	All Ages	Percent of Total				Percent of Total by Initiator Type			Percent Change for:			
		<18	18-24	25-64	65+	Law Enforcement	Health Professional	Ex-Parte	1 Year		5 Years	
									BA Exams FY22/23 to FY23/24	Pop* 2022 to 2023	BA Exams FY19/20 to FY23/24	Pop* 2019 to 2023
2023-2024	133	18.05%	11.28%	64.66%	3.76%	57.89%	39.85%	2.26%	5.56%	1.77%	11.76%	3.97%
2022-2023	126	26.98%	6.35%	61.90%	4.76%	50.79%	49.21%	0.00%				
2021-2022	95	18.95%	11.58%	63.16%	6.32%	45.26%	52.63%	2.11%				
2020-2021	113	21.24%	15.04%	53.10%	7.08%	61.95%	34.51%	3.54%				
2019-2020	119	15.97%	8.40%	70.59%	5.04%	58.82%	41.18%	0.00%				

*Population estimates are available by calendar year only. For example, 2023 population estimates were used for FY 2023-2024, and so on.

County: Duval



This county page can be compared to the counts in the Florida Statewide Totals on [page 47](#). Duval County is in the Department's Northeast region and Florida Judicial Circuit 4. Lutheran Services Florida is the Managing Entity for Duval County. In Fiscal Year 2023-2024 there were 10,168 involuntary examinations for 1,051,847 residents of Duval County.

Involuntary Examination Level Analyses

The majority of Duval County residents who received an involuntary examination were seen at Mental Health Resource Center North (24.02%), Southern Baptist Hospital of Florida - Baptist Medical Center Jacksonville (14.36%), Memorial Hospital Jacksonville- HCA FL Memorial Hospital (13.96%), River Point Behavioral Health (11.91%), UF Health Jacksonville - Shands Jacksonville Medical Center (10.39%), Wekiva Springs Center (9.64%), and Mental Health Resource Center South (8.54%).

Physicians (who are not Psychiatrists) (74.11%) were the most common health professionals to initiate involuntary examinations, followed by Mental Health Counselors (13.07%), Psychiatrists (3.54%), Psychiatric Nurses (3.52%), Clinical Social Workers (2.78%), Physician Assistants (1.89%), Marriage and Family Therapists (<1%), and Clinical Psychologists (<1%).

Information about involuntary examinations of Duval County residents for five years is shown in Table A.

Table A: Involuntary Examinations: Residents of Duval County for Five Years*

Fiscal Year	All Ages	Percent of Total				Percent of Total by Initiator Type			Percent Change for:			
		<18	18-24	25-64	65+	Law Enforcement	Health Professional	Ex-Parte	1 Year		5 Years	
									BA Exams FY22/23 to FY23/24	Pop* 2022 to 2023	BA Exams FY19/20 to FY23/24	Pop* 2019 to 2023
2023-2024	10,168	14.98%	13.16%	65.90%	5.40%	56.74%	38.60%	4.83%	4.95%	1.08%	-19.58%	8.23%
2022-2023	9,688	16.41%	13.07%	64.51%	5.01%	64.93%	32.18%	2.89%				
2021-2022	9,186	17.70%	13.89%	62.27%	4.41%	64.17%	33.22%	2.60%				
2020-2021	11,227	15.72%	13.87%	64.11%	4.49%	58.14%	39.95%	1.92%				
2019-2020	12,643	15.42%	12.44%	66.99%	4.46%	60.17%	36.06%	3.77%				

*Population estimates are available by calendar year only. For example, 2023 population estimates were used for FY 2023-2024, and so on.

County: Escambia



This county page can be compared to the counts in the Florida Statewide Totals on [page 47](#). Escambia County is in the Department’s Northwest region and Florida Judicial Circuit 1. Big Bend Community Based Care d/b/a NWF Health Network is the Managing Entity for Escambia County. In Fiscal Year 2023-2024 there were 2,201 involuntary examinations for 334,105 residents of Escambia County.

Involuntary Examination Level Analyses

The majority of Escambia County residents who received an involuntary examination were seen at Baptist Hospital Behavioral Medicine (61.43%), and HCA Florida West Hospital (25.12%).

Physicians (who are not Psychiatrists) (75.92%) were the most common health professionals to initiate involuntary examinations, followed by Mental Health Counselors (9.13%), Physician Assistants (4.79%), Psychiatric Nurses (4.49%), Clinical Social Workers (2.58%), Psychiatrists (2.50%), Clinical Psychologists (<1%), and Marriage and Family Therapists (<1%).

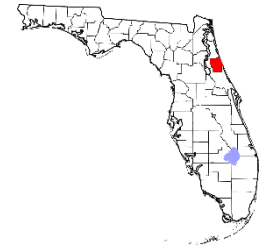
Information about involuntary examinations of Escambia County residents for five years is shown in Table A.

Table A: Involuntary Examinations: Residents of Escambia County for Five Years*

Fiscal Year	All Ages	Percent of Total				Percent of Total by Initiator Type			Percent Change for:			
		<18	18-24	25-64	65+	Law Enforcement	Health Professional	Ex-Parte	1 Year		5 Years	
									BA Exams FY22/23 to FY23/24	Pop* 2022 to 2023	BA Exams FY19/20 to FY23/24	Pop* 2019 to 2023
2023-2024	2,201	19.57%	12.59%	61.87%	5.30%	34.53%	61.70%	4.09%	-8.94%	1.99%	-25.67%	3.47%
2022-2023	2,417	24.66%	13.03%	57.01%	4.84%	33.55%	62.81%	3.64%				
2021-2022	2,861	23.45%	12.65%	58.65%	4.47%	34.74%	62.67%	2.59%				
2020-2021	2,803	26.54%	10.24%	57.83%	4.74%	37.25%	61.11%	1.64%				
2019-2020	2,961	24.42%	12.43%	57.68%	4.96%	39.14%	59.20%	1.65%				

*Population estimates are available by calendar year only. For example, 2023 population estimates were used for FY 2023-2024, and so on.

County: Flagler



This county page can be compared to the counts in the Florida Statewide Totals on [page 47](#). Flagler County is in the Department's Northeast region and Florida Judicial Circuit 7. Lutheran Services Florida is the Managing Entity for Flagler County. In Fiscal Year 2023-2024 there were 746 involuntary examinations for 128,632 residents of Flagler County.

Involuntary Examination Level Analyses

The majority of Flagler County residents who received an involuntary examination were seen at Halifax Health Medical Center (24.40%), SMA Healthcare - Daytona Beach (23.46%), and Halifax Psychiatric Center North (23.19%).

Physicians (who are not Psychiatrists) (30.52%) were the most common health professionals to initiate involuntary examinations, followed by Mental Health Counselors (23.00%), Clinical Social Workers (14.55%), Psychiatrists (14.55%), Physician Assistants (11.27%), Psychiatric Nurses (5.16%), Clinical Psychologists (<1%), and Marriage and Family Therapists (<1%).

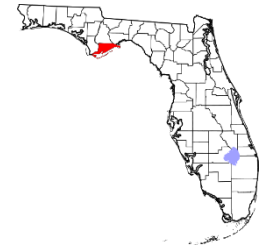
Information about involuntary examinations of Flagler County residents for five years is shown in Table A.

Table A: Involuntary Examinations: Residents of Flagler County for Five Years*

Fiscal Year	All Ages	Percent of Total				Percent of Total by Initiator Type			Percent Change for:			
		<18	18-24	25-64	65+	Law Enforcement	Health Professional	Ex-Parte	1 Year		5 Years	
									BA Exams FY22/23 to FY23/24	Pop* 2022 to 2023	BA Exams FY19/20 to FY23/24	Pop* 2019 to 2023
2023-2024	746	29.62%	9.92%	50.27%	9.12%	69.17%	28.55%	2.28%	-7.67%	3.43%	-1.32%	16.27%
2022-2023	808	25.25%	11.63%	51.86%	10.02%	75.87%	21.91%	2.23%				
2021-2022	880	28.86%	16.48%	45.68%	7.16%	78.07%	20.80%	1.14%				
2020-2021	982	27.19%	14.36%	49.19%	8.35%	74.03%	24.24%	1.73%				
2019-2020	756	26.59%	16.80%	48.15%	7.14%	70.90%	27.78%	1.32%				

*Population estimates are available by calendar year only. For example, 2023 population estimates were used for FY 2023-2024, and so on.

County: Franklin



This county page can be compared to the counts in the Florida Statewide Totals on [page 47](#). Franklin County is in the Department’s Northwest region and Florida Judicial Circuit 2. Big Bend Community Based Care d/b/a NWF Health Network is the Managing Entity for Franklin County. In Fiscal Year 2023-2024 there were 74 involuntary examinations for 13,031 residents of Franklin County.

Involuntary Examination Level Analyses

The majority of Franklin County residents who received an involuntary examination were seen at Apalachee Center (29.73%), Eastside Psychiatric Hospital- Apalachee Center (29.73%), Emerald Coast Behavioral Hospital (12.16%), Capital Regional Medical Center- HCA FL Capital Hospital (9.46%), and Tallahassee Memorial Hospital (6.76%).

Physicians (who are not Psychiatrists) (47.62%) were the most common health professionals to initiate involuntary examinations, followed by Mental Health Counselors (23.81%), Clinical Social Workers (9.52%), Psychiatric Nurses (9.52%), Clinical Psychologists (4.76%), Physician Assistants (4.76%), Marriage and Family Therapists (<1%), and Psychiatrists (<1%).

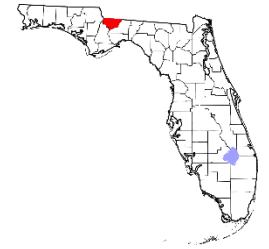
Information about involuntary examinations of Franklin County residents for five years is shown in Table A.

Table A: Involuntary Examinations: Residents of Franklin County for Five Years*

Fiscal Year	All Ages	Percent of Total				Percent of Total by Initiator Type			Percent Change for:			
		<18	18-24	25-64	65+	Law Enforcement	Health Professional	Ex-Parte	1 Year		5 Years	
									BA Exams FY22/23 to FY23/24	Pop* 2022 to 2023	BA Exams FY19/20 to FY23/24	Pop* 2019 to 2023
2023-2024	74	25.68%	8.11%	52.70%	13.51%	60.81%	28.38%	10.81%	54.17%	4.24%	-15.91%	8.44%
2022-2023	48	22.92%	6.25%	47.92%	22.92%	62.50%	31.25%	6.25%				
2021-2022	68	30.88%	13.24%	44.12%	10.29%	73.53%	20.59%	5.88%				
2020-2021	83	37.35%	9.64%	50.60%	2.41%	68.67%	28.92%	2.41%				
2019-2020	88	30.68%	7.95%	51.14%	9.09%	65.91%	26.14%	7.95%				

*Population estimates are available by calendar year only. For example, 2023 population estimates were used for FY 2023-2024, and so on.

County: Gadsden



This county page can be compared to the counts in the Florida Statewide Totals on [page 47](#). Gadsden County is in the Department’s Northwest region and Florida Judicial Circuit 2. Big Bend Community Based Care d/b/a NWF Health Network is the Managing Entity for Gadsden County. In Fiscal Year 2023-2024 there were 534 involuntary examinations for 44,140 residents of Gadsden County.

Involuntary Examination Level Analyses

The majority of Gadsden County residents who received an involuntary examination were seen at Eastside Psychiatric Hospital-Apalachee Center (34.64%), Apalachee Center (25.09%), Capital Regional Medical Center- HCA FL Capital Hospital (24.16%), and Tallahassee Memorial Hospital (12.92%).

Physicians (who are not Psychiatrists) (50.55%) were the most common health professionals to initiate involuntary examinations, followed by Mental Health Counselors (18.68%), Physician Assistants (10.44%), Psychiatric Nurses (6.59%), Psychiatrists (5.49%), Clinical Social Workers (4.40%), Clinical Psychologists (3.30%), and Marriage and Family Therapists (<1%).

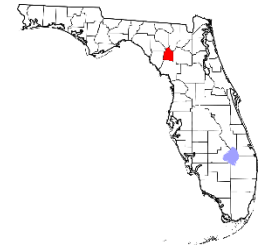
Information about involuntary examinations of Gadsden County residents for five years is shown in Table A.

Table A: Involuntary Examinations: Residents of Gadsden County for Five Years*

Fiscal Year	All Ages	Percent of Total				Percent of Total by Initiator Type			Percent Change for:			
		<18	18-24	25-64	65+	Law Enforcement	Health Professional	Ex-Parte	1 Year		5 Years	
									BA Exams FY22/23 to FY23/24	Pop* 2022 to 2023	BA Exams FY19/20 to FY23/24	Pop* 2019 to 2023
2023-2024	534	21.16%	11.24%	61.42%	5.62%	57.87%	34.08%	8.05%	6.59%	0.56%	20.27%	-7.90%
2022-2023	501	19.36%	11.78%	63.27%	4.39%	58.48%	32.34%	9.18%				
2021-2022	454	20.70%	12.11%	57.93%	7.93%	64.76%	27.53%	7.71%				
2020-2021	489	17.18%	13.91%	61.15%	6.13%	66.26%	28.43%	5.32%				
2019-2020	444	14.41%	14.19%	60.14%	9.23%	70.27%	23.87%	5.86%				

*Population estimates are available by calendar year only. For example, 2023 population estimates were used for FY 2023-2024, and so on.

County: Gilchrist



This county page can be compared to the counts in the Florida Statewide Totals on [page 47](#). Gilchrist County is in the Department's Northeast region and Florida Judicial Circuit 8. Lutheran Services Florida is the Managing Entity for Gilchrist County. In Fiscal Year 2023-2024 there were 122 involuntary examinations for 19,380 residents of Gilchrist County.

Involuntary Examination Level Analyses

The majority of Gilchrist County residents who received an involuntary examination were seen at UF Health Psychiatric Hospital - Shands Psychiatric Hospital (65.57%), and North Florida Regional Medical Center- HCA Florida North Florida Hospital (18.03%).

Physicians (who are not Psychiatrists) (54.55%) were the most common health professionals to initiate involuntary examinations, followed by Mental Health Counselors (21.82%), Psychiatrists (9.09%), Clinical Social Workers (7.27%), Physician Assistants (5.45%), Psychiatric Nurses (1.82%), Clinical Psychologists (<1%), and Marriage and Family Therapists (<1%).

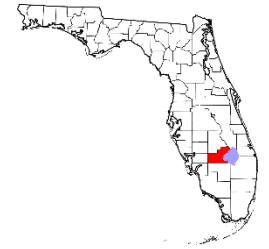
Information about involuntary examinations of Gilchrist County residents for five years is shown in Table A.

Table A: Involuntary Examinations: Residents of Gilchrist County for Five Years*

Fiscal Year	All Ages	Percent of Total				Percent of Total by Initiator Type			Percent Change for:			
		<18	18-24	25-64	65+	Law Enforcement	Health Professional	Ex-Parte	1 Year		5 Years	
									BA Exams FY22/23 to FY23/24	Pop* 2022 to 2023	BA Exams FY19/20 to FY23/24	Pop* 2019 to 2023
2023-2024	122	35.25%	8.20%	51.64%	4.92%	51.64%	45.08%	3.28%	19.61%	5.14%	20.79%	9.60%
2022-2023	102	30.39%	15.69%	47.06%	5.88%	55.88%	44.12%	0.00%				
2021-2022	103	32.04%	12.62%	49.51%	4.85%	52.43%	42.72%	4.85%				
2020-2021	115	39.13%	10.43%	47.83%	2.61%	57.39%	41.74%	0.87%				
2019-2020	101	25.74%	17.82%	53.47%	2.97%	46.53%	52.48%	0.99%				

*Population estimates are available by calendar year only. For example, 2023 population estimates were used for FY 2023-2024, and so on.

County: Glades



This county page can be compared to the counts in the Florida Statewide Totals on [page 47](#). Glades County is in the Department's SunCoast region and Florida Judicial Circuit 20. Central Florida Behavioral Health Network is the Managing Entity for Glades County. In Fiscal Year 2023-2024 there were 62 involuntary examinations for 12,363 residents of Glades County.

Involuntary Examination Level Analyses

The majority of Glades County residents who received an involuntary examination were seen at SalusCare (54.84%), Park Royal Hospital (19.35%), and Coral Shores Behavioral Health (8.06%).

Physicians (who are not Psychiatrists) (69.23%) were the most common health professionals to initiate involuntary examinations, followed by Psychiatrists (7.69%), Clinical Social Workers (7.69%), Mental Health Counselors (7.69%), Physician Assistants (3.85%), Psychiatric Nurses (3.85%), Clinical Psychologists (<1%), and Marriage and Family Therapists (<1%).

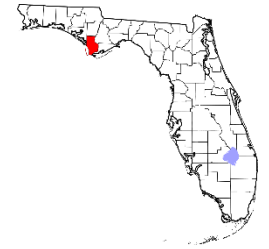
Information about involuntary examinations of Glades County residents for five years is shown in Table A.

Table A: Involuntary Examinations: Residents of Glades County for Five Years*

Fiscal Year	All Ages	Percent of Total				Percent of Total by Initiator Type			Percent Change for:			
		<18	18-24	25-64	65+	Law Enforcement	Health Professional	Ex-Parte	1 Year		5 Years	
									BA Exams FY22/23 to FY23/24	Pop* 2022 to 2023	BA Exams FY19/20 to FY23/24	Pop* 2019 to 2023
2023-2024	62	11.29%	20.97%	64.52%	1.61%	53.23%	41.94%	4.84%	14.81%	1.60%	-41.51%	-5.61%
2022-2023	54	16.67%	22.22%	53.70%	5.56%	68.52%	29.63%	1.85%				
2021-2022	53	15.09%	24.53%	58.49%	1.89%	64.15%	30.19%	5.66%				
2020-2021	83	32.53%	9.64%	49.40%	8.43%	63.86%	30.12%	6.02%				
2019-2020	106	28.30%	11.32%	54.72%	5.66%	65.09%	28.30%	6.60%				

*Population estimates are available by calendar year only. For example, 2023 population estimates were used for FY 2023-2024, and so on.

County: Gulf



This county page can be compared to the counts in the Florida Statewide Totals on [page 47](#). Gulf County is in the Department’s Northwest region and Florida Judicial Circuit 14. Big Bend Community Based Care d/b/a NWF Health Network is the Managing Entity for Gulf County. In Fiscal Year 2023-2024 there were 60 involuntary examinations for 16,615 residents of Gulf County.

Involuntary Examination Level Analyses

The majority of Gulf County residents who received an involuntary examination were seen at Emerald Coast Behavioral Hospital (38.33%), Life Management Center of Northwest Florida (30.00%), and Fort Walton Beach Medical Center- HCA FL Fort Walton-Destin Hospital (11.67%).

Physicians (who are not Psychiatrists) (52.63%) were the most common health professionals to initiate involuntary examinations, followed by Mental Health Counselors (26.32%), Clinical Social Workers (15.79%), Psychiatrists (5.26%), Clinical Psychologists (<1%), Psychiatric Nurses (<1%), Marriage and Family Therapists (<1%), and Physician Assistants (<1%).

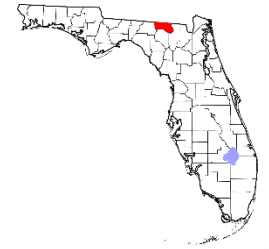
Information about involuntary examinations of Gulf County residents for five years is shown in Table A.

Table A: Involuntary Examinations: Residents of Gulf County for Five Years*

Fiscal Year	All Ages	Percent of Total				Percent of Total by Initiator Type			Percent Change for:			
		<18	18-24	25-64	65+	Law Enforcement	Health Professional	Ex-Parte	1 Year		5 Years	
									BA Exams FY22/23 to FY23/24	Pop* 2022 to 2023	BA Exams FY19/20 to FY23/24	Pop* 2019 to 2023
2023-2024	60	35.00%	11.67%	41.67%	11.67%	58.33%	31.67%	10.00%	-34.07%	10.58%	-27.71%	0.65%
2022-2023	91	17.58%	17.58%	57.14%	6.59%	57.14%	36.26%	6.59%				
2021-2022	62	14.52%	17.74%	59.68%	6.45%	51.61%	41.94%	6.45%				
2020-2021	71	23.94%	1.41%	66.20%	7.04%	49.30%	39.44%	11.27%				
2019-2020	83	9.64%	4.82%	72.29%	10.84%	54.22%	34.94%	10.84%				

*Population estimates are available by calendar year only. For example, 2023 population estimates were used for FY 2023-2024, and so on.

County: Hamilton



This county page can be compared to the counts in the Florida Statewide Totals on [page 47](#). Hamilton County is in the Department’s Northeast region and Florida Judicial Circuit 3. Lutheran Services Florida is the Managing Entity for Hamilton County. In Fiscal Year 2023-2024 there were 77 involuntary examinations for 13,621 residents of Hamilton County.

Involuntary Examination Level Analyses

The majority of Hamilton County residents who received an involuntary examination were seen at Meridian Behavioral Health Care - Lake City (50.65%), North Florida Regional Medical Center- HCA Florida North Florida Hospital (10.39%), UF Health Psychiatric Hospital - Shands Psychiatric Hospital (10.39%), and Springbrook Hospital (5.19%).

Physicians (who are not Psychiatrists) (51.85%) were the most common health professionals to initiate involuntary examinations, followed by Mental Health Counselors (25.93%), Psychiatric Nurses (14.81%), Psychiatrists (7.41%), Physician Assistants (<1%), Clinical Psychologists (<1%), Clinical Social Workers (<1%), and Marriage and Family Therapists (<1%).

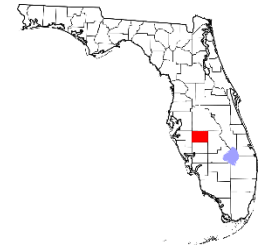
Information about involuntary examinations of Hamilton County residents for five years is shown in Table A.

Table A: Involuntary Examinations: Residents of Hamilton County for Five Years*

Fiscal Year	All Ages	Percent of Total				Percent of Total by Initiator Type			Percent Change for:			
		<18	18-24	25-64	65+	Law Enforcement	Health Professional	Ex-Parte	1 Year		5 Years	
									BA Exams FY22/23 to FY23/24	Pop* 2022 to 2023	BA Exams FY19/20 to FY23/24	Pop* 2019 to 2023
2023-2024	77	18.18%	7.79%	67.53%	5.19%	63.64%	35.06%	1.30%	-34.19%	6.35%	-46.53%	-7.89%
2022-2023	117	17.95%	11.97%	65.81%	2.56%	67.52%	31.62%	0.85%				
2021-2022	118	25.42%	8.47%	61.02%	3.39%	72.03%	23.73%	4.24%				
2020-2021	150	19.33%	8.67%	62.00%	8.00%	80.67%	18.00%	1.33%				
2019-2020	144	16.67%	12.50%	56.94%	11.81%	70.83%	21.53%	7.64%				

*Population estimates are available by calendar year only. For example, 2023 population estimates were used for FY 2023-2024, and so on.

County: Hardee



This county page can be compared to the counts in the Florida Statewide Totals on [page 47](#). Hardee County is in the Department's Central region and Florida Judicial Circuit 10. Central Florida Behavioral Health Network is the Managing Entity for Hardee County. In Fiscal Year 2023-2024 there were 175 involuntary examinations for 25,696 residents of Hardee County.

Involuntary Examination Level Analyses

The majority of Hardee County residents who received an involuntary examination were seen at Peace River Center (65.71%), Lakeland Regional Medical Center (12.00%), and Peace River Center- Lakeland (5.71%).

Physicians (who are not Psychiatrists) (60.78%) were the most common health professionals to initiate involuntary examinations, followed by Mental Health Counselors (21.57%), Psychiatrists (9.80%), Clinical Psychologists (3.92%), Clinical Social Workers (1.96%), Psychiatric Nurses (1.96%), Marriage and Family Therapists (<1%), and Physician Assistants (<1%).

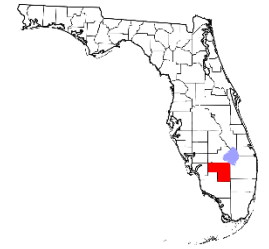
Information about involuntary examinations of Hardee County residents for five years is shown in Table A.

Table A: Involuntary Examinations: Residents of Hardee County for Five Years*

Fiscal Year	All Ages	Percent of Total				Percent of Total by Initiator Type			Percent Change for:			
		<18	18-24	25-64	65+	Law Enforcement	Health Professional	Ex-Parte	1 Year		5 Years	
									BA Exams FY22/23 to FY23/24	Pop* 2022 to 2023	BA Exams FY19/20 to FY23/24	Pop* 2019 to 2023
2023-2024	175	21.71%	16.57%	57.71%	4.00%	67.43%	29.14%	3.43%	11.46%	1.73%	13.64%	-5.91%
2022-2023	157	24.20%	13.38%	55.41%	5.73%	66.24%	32.48%	1.27%				
2021-2022	132	21.97%	8.33%	56.82%	11.36%	65.91%	31.06%	3.03%				
2020-2021	180	21.11%	12.78%	58.89%	6.11%	73.33%	25.56%	1.11%				
2019-2020	154	19.48%	10.39%	57.79%	11.69%	69.48%	25.97%	4.55%				

*Population estimates are available by calendar year only. For example, 2023 population estimates were used for FY 2023-2024, and so on.

County: Hendry



This county page can be compared to the counts in the Florida Statewide Totals on [page 47](#). Hendry County is in the Department's SunCoast region and Florida Judicial Circuit 20. Central Florida Behavioral Health Network is the Managing Entity for Hendry County. In Fiscal Year 2023-2024 there were 307 involuntary examinations for 40,836 residents of Hendry County.

Involuntary Examination Level Analyses

The majority of Hendry County residents who received an involuntary examination were seen at SalusCare (44.95%), Park Royal Hospital (17.26%), South County Mental Health Center - Belle Glades (16.94%), and Coral Shores Behavioral Health (7.82%).

Physicians (who are not Psychiatrists) (61.29%) were the most common health professionals to initiate involuntary examinations, followed by Mental Health Counselors (17.74%), Clinical Social Workers (8.06%), Psychiatrists (5.65%), Physician Assistants (4.03%), Clinical Psychologists (1.61%), Psychiatric Nurses (1.61%), and Marriage and Family Therapists (<1%).

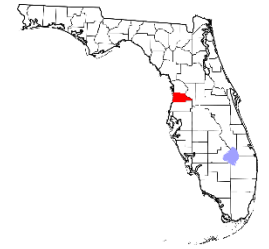
Information about involuntary examinations of Hendry County residents for five years is shown in Table A.

Table A: Involuntary Examinations: Residents of Hendry County for Five Years*

Fiscal Year	All Ages	Percent of Total				Percent of Total by Initiator Type			Percent Change for:			
		<18	18-24	25-64	65+	Law Enforcement	Health Professional	Ex-Parte	1 Year		5 Years	
									BA Exams FY22/23 to FY23/24	Pop* 2022 to 2023	BA Exams FY19/20 to FY23/24	Pop* 2019 to 2023
2023-2024	307	19.54%	13.03%	61.89%	4.89%	56.03%	40.39%	3.58%	31.20%	-1.27%	37.05%	1.86%
2022-2023	234	21.79%	14.53%	61.54%	1.28%	65.81%	31.20%	2.99%				
2021-2022	199	22.61%	15.58%	54.27%	7.54%	61.31%	36.18%	2.51%				
2020-2021	214	21.50%	18.69%	56.54%	2.80%	58.88%	40.65%	0.47%				
2019-2020	224	21.43%	15.63%	57.59%	5.36%	64.73%	35.27%	0.00%				

*Population estimates are available by calendar year only. For example, 2023 population estimates were used for FY 2023-2024, and so on.

County: Hernando



This county page can be compared to the counts in the Florida Statewide Totals on [page 47](#). Hernando County is in the Department’s Central region and Florida Judicial Circuit 5. Lutheran Services Florida is the Managing Entity for Hernando County. In Fiscal Year 2023-2024 there were 1,346 involuntary examinations for 202,468 residents of Hernando County.

Involuntary Examination Level Analyses

The majority of Hernando County residents who received an involuntary examination were seen at Springbrook Hospital (29.64%), Central Florida Behavioral Hospital (11.44%), Memorial Hospital of Tampa- HCA Florida West Tampa Hospital (10.03%), Lakeland Regional Medical Center (7.13%), Suncoast Behavioral Health (6.98%), North Tampa Behavioral Health (6.24%), Largo Medical Center Indian Rocks- HCA Florida Largo West Hospital (5.87%), and University Behavioral Center (5.79%).

Physicians (who are not Psychiatrists) (74.50%) were the most common health professionals to initiate involuntary examinations, followed by Psychiatrists (6.97%), Psychiatric Nurses (5.78%), Physician Assistants (5.18%), Mental Health Counselors (3.59%), Clinical Social Workers (3.19%), Marriage and Family Therapists (<1%), and Clinical Psychologists (<1%).

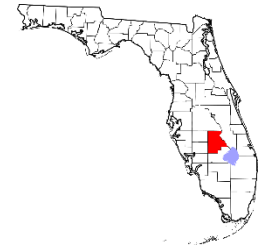
Information about involuntary examinations of Hernando County residents for five years is shown in Table A.

Table A: Involuntary Examinations: Residents of Hernando County for Five Years*

Fiscal Year	All Ages	Percent of Total				Percent of Total by Initiator Type			Percent Change for:			
		<18	18-24	25-64	65+	Law Enforcement	Health Professional	Ex-Parte	1 Year		5 Years	
									BA Exams FY22/23 to FY23/24	Pop* 2022 to 2023	BA Exams FY19/20 to FY23/24	Pop* 2019 to 2023
2023-2024	1,346	36.53%	9.43%	45.51%	7.72%	52.23%	37.30%	10.55%	5.16%	1.52%	-19.69%	6.75%
2022-2023	1,280	32.19%	10.55%	49.77%	6.95%	57.58%	33.52%	8.91%				
2021-2022	1,201	32.89%	9.49%	49.13%	7.83%	56.37%	33.89%	9.74%				
2020-2021	1,596	28.82%	10.40%	52.88%	7.46%	57.21%	35.09%	7.71%				
2019-2020	1,676	26.97%	8.41%	55.19%	9.01%	57.10%	37.53%	5.37%				

*Population estimates are available by calendar year only. For example, 2023 population estimates were used for FY 2023-2024, and so on.

County: Highlands



This county page can be compared to the counts in the Florida Statewide Totals on [page 47](#). Highlands County is in the Department’s Central region and Florida Judicial Circuit 10. Central Florida Behavioral Health Network is the Managing Entity for Highlands County. In Fiscal Year 2023-2024 there were 678 involuntary examinations for 103,994 residents of Highlands County.

Involuntary Examination Level Analyses

The majority of Highlands County residents who received an involuntary examination were seen at Peace River Center (53.69%), Lakeland Regional Medical Center (7.23%), Central Florida Behavioral Hospital (6.78%), Coral Shores Behavioral Health (6.05%), and Peace River Center- Lakeland (5.16%).

Physicians (who are not Psychiatrists) (67.73%) were the most common health professionals to initiate involuntary examinations, followed by Mental Health Counselors (14.09%), Psychiatric Nurses (6.82%), Clinical Social Workers (5.00%), Psychiatrists (4.55%), Marriage and Family Therapists (<1%), Physician Assistants (<1%), and Clinical Psychologists (<1%).

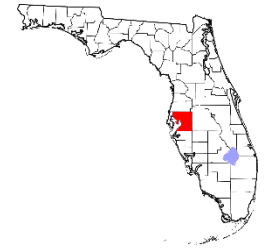
Information about involuntary examinations of Highlands County residents for five years is shown in Table A.

Table A: Involuntary Examinations: Residents of Highlands County for Five Years*

Fiscal Year	All Ages	Percent of Total				Percent of Total by Initiator Type			Percent Change for:			
		<18	18-24	25-64	65+	Law Enforcement	Health Professional	Ex-Parte	1 Year		5 Years	
									BA Exams FY22/23 to FY23/24	Pop* 2022 to 2023	BA Exams FY19/20 to FY23/24	Pop* 2019 to 2023
2023-2024	678	18.88%	11.95%	60.47%	7.96%	61.50%	32.45%	6.05%	-8.13%	1.02%	-21.44%	0.58%
2022-2023	738	22.22%	11.79%	57.05%	8.13%	67.21%	30.76%	2.03%				
2021-2022	597	24.62%	11.39%	50.59%	12.06%	68.51%	28.64%	2.85%				
2020-2021	697	23.53%	13.92%	52.37%	9.04%	66.57%	32.42%	1.00%				
2019-2020	863	19.63%	13.59%	55.28%	11.27%	67.94%	30.55%	1.51%				

*Population estimates are available by calendar year only. For example, 2023 population estimates were used for FY 2023-2024, and so on.

County: Hillsborough



This county page can be compared to the counts in the Florida Statewide Totals on [page 47](#). Hillsborough County is in the Department’s SunCoast region and Florida Judicial Circuit 13. Central Florida Behavioral Health Network is the Managing Entity for Hillsborough County. In Fiscal Year 2023-2024 there were 12,265 involuntary examinations for 1,553,742 residents of Hillsborough County.

Involuntary Examination Level Analyses

The majority of Hillsborough County residents who received an involuntary examination were seen at Mental Health Care- Gracepoint (41.50%), St. Joseph’s Hospital Behavioral Health Center (16.18%), and Memorial Hospital of Tampa- HCA Florida West Tampa Hospital (14.64%).

Physicians (who are not Psychiatrists) (69.49%) were the most common health professionals to initiate involuntary examinations, followed by Mental Health Counselors (13.36%), Psychiatrists (5.71%), Clinical Social Workers (4.67%), Psychiatric Nurses (3.00%), Marriage and Family Therapists (2.09%), Physician Assistants (1.39%), and Clinical Psychologists (<1%).

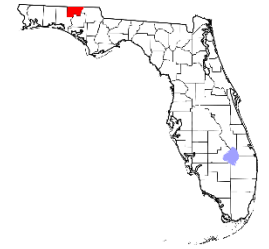
Information about involuntary examinations of Hillsborough County residents for five years is shown in Table A.

Table A: Involuntary Examinations: Residents of Hillsborough County for Five Years*

Fiscal Year	All Ages	Percent of Total				Percent of Total by Initiator Type			Percent Change for:			
		<18	18-24	25-64	65+	Law Enforcement	Health Professional	Ex-Parte	1 Year		5 Years	
									BA Exams FY22/23 to FY23/24	Pop* 2022 to 2023	BA Exams FY19/20 to FY23/24	Pop* 2019 to 2023
2023-2024	12,265	19.25%	12.43%	62.22%	5.24%	40.53%	57.07%	2.41%	6.09%	1.78%	-16.03%	7.51%
2022-2023	11,561	22.49%	12.68%	59.09%	5.22%	41.40%	56.66%	1.94%				
2021-2022	10,940	22.16%	14.04%	58.67%	4.75%	39.95%	57.61%	2.45%				
2020-2021	13,629	22.44%	13.41%	58.65%	5.12%	40.38%	57.74%	1.87%				
2019-2020	14,607	18.23%	12.95%	63.00%	5.32%	41.03%	56.96%	2.01%				

*Population estimates are available by calendar year only. For example, 2023 population estimates were used for FY 2023-2024, and so on.

County: Holmes



This county page can be compared to the counts in the Florida Statewide Totals on [page 47](#). Holmes County is in the Department’s Northwest region and Florida Judicial Circuit 14. Big Bend Community Based Care d/b/a NWF Health Network is the Managing Entity for Holmes County. In Fiscal Year 2023-2024 there were 127 involuntary examinations for 19,889 residents of Holmes County.

Involuntary Examination Level Analyses

The majority of Holmes County residents who received an involuntary examination were seen at Emerald Coast Behavioral Hospital (45.67%), Life Management Center of Northwest Florida (25.20%), Fort Walton Beach Medical Center- HCA FL Fort Walton-Destin Hospital (12.60%), and Baptist Hospital Behavioral Medicine (7.87%).

Physicians (who are not Psychiatrists) (44.19%) were the most common health professionals to initiate involuntary examinations, followed by Clinical Social Workers (20.93%), Physician Assistants (16.28%), Mental Health Counselors (11.63%), Psychiatric Nurses (4.65%), Psychiatrists (2.33%), Clinical Psychologists (<1%), and Marriage and Family Therapists (<1%).

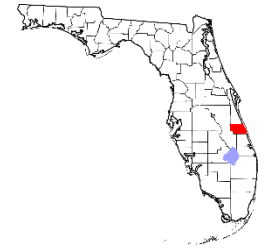
Information about involuntary examinations of Holmes County residents for five years is shown in Table A.

Table A: Involuntary Examinations: Residents of Holmes County for Five Years*

Fiscal Year	All Ages	Percent of Total				Percent of Total by Initiator Type			Percent Change for:			
		<18	18-24	25-64	65+	Law Enforcement	Health Professional	Ex-Parte	1 Year		5 Years	
									BA Exams FY22/23 to FY23/24	Pop* 2022 to 2023	BA Exams FY19/20 to FY23/24	Pop* 2019 to 2023
2023-2024	127	43.31%	8.66%	44.88%	3.15%	60.63%	33.86%	5.51%	20.95%	0.84%	-8.63%	-1.63%
2022-2023	105	29.52%	19.05%	47.62%	3.81%	62.86%	30.48%	6.67%				
2021-2022	120	38.33%	11.67%	46.67%	3.33%	65.83%	26.67%	7.50%				
2020-2021	122	25.41%	17.21%	50.00%	6.56%	66.39%	26.23%	7.38%				
2019-2020	139	28.06%	9.35%	49.64%	9.35%	70.50%	21.58%	7.91%				

*Population estimates are available by calendar year only. For example, 2023 population estimates were used for FY 2023-2024, and so on.

County: Indian River



This county page can be compared to the counts in the Florida Statewide Totals on [page 47](#). Indian River County is in the Department’s Southeast region and Florida Judicial Circuit 19. Southeast Florida Behavioral Health Network is the Managing Entity for Indian River County. In Fiscal Year 2023-2024 there were 1,318 involuntary examinations for 169,399 residents of Indian River County.

Involuntary Examination Level Analyses

The majority of Indian River County residents who received an involuntary examination were seen at Indian River Memorial Hospital-Cleveland Clinic Indian River Hospital (83.08%), and Lawnwood Regional Medical Center- HCA Florida Lawnwood Hospital (5.61%).

Physicians (who are not Psychiatrists) (52.05%) were the most common health professionals to initiate involuntary examinations, followed by Mental Health Counselors (19.48%), Psychiatrists (16.04%), Clinical Social Workers (5.40%), Physician Assistants (3.76%), Psychiatric Nurses (2.95%), Clinical Psychologists (<1%), and Marriage and Family Therapists (<1%).

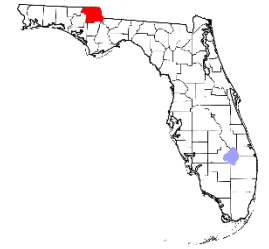
Information about involuntary examinations of Indian River County residents for five years is shown in Table A.

Table A: Involuntary Examinations: Residents of Indian River County for Five Years*

Fiscal Year	All Ages	Percent of Total				Percent of Total by Initiator Type			Percent Change for:			
		<18	18-24	25-64	65+	Law Enforcement	Health Professional	Ex-Parte	1 Year		5 Years	
									BA Exams FY22/23 to FY23/24	Pop* 2022 to 2023	BA Exams FY19/20 to FY23/24	Pop* 2019 to 2023
2023-2024	1,318	16.01%	10.55%	61.15%	11.38%	50.76%	46.36%	2.88%	3.37%	3.10%	-2.23%	9.07%
2022-2023	1,275	21.80%	8.71%	58.20%	10.82%	47.37%	49.80%	2.82%				
2021-2022	1,157	26.45%	11.50%	53.24%	8.04%	46.67%	51.17%	2.16%				
2020-2021	1,237	25.95%	10.75%	53.68%	8.08%	42.60%	55.62%	1.78%				
2019-2020	1,348	19.52%	10.17%	59.69%	9.73%	42.39%	56.05%	1.56%				

*Population estimates are available by calendar year only. For example, 2023 population estimates were used for FY 2023-2024, and so on.

County: Jackson



This county page can be compared to the counts in the Florida Statewide Totals on [page 47](#). Jackson County is in the Department’s Northwest region and Florida Judicial Circuit 14. Big Bend Community Based Care d/b/a NWF Health Network is the Managing Entity for Jackson County. In Fiscal Year 2023-2024 there were 279 involuntary examinations for 49,072 residents of Jackson County.

Involuntary Examination Level Analyses

The majority of Jackson County residents who received an involuntary examination were seen at Emerald Coast Behavioral Hospital (58.42%), Life Management Center of Northwest Florida (14.34%), and Fort Walton Beach Medical Center- HCA FL Fort Walton-Destin Hospital (6.45%).

Mental Health Counselors (52.34%) were the most common health professionals to initiate involuntary examinations, followed by Physicians (who are not Psychiatrists) (37.50%), Psychiatric Nurses (3.91%), Physician Assistants (2.34%), Clinical Social Workers (1.56%), Psychiatrists (1.56%), Clinical Psychologists (<1%), and Marriage and Family Therapists (<1%).

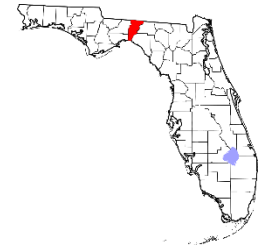
Information about involuntary examinations of Jackson County residents for five years is shown in Table A.

Table A: Involuntary Examinations: Residents of Jackson County for Five Years*

Fiscal Year	All Ages	Percent of Total				Percent of Total by Initiator Type			Percent Change for:			
		<18	18-24	25-64	65+	Law Enforcement	Health Professional	Ex-Parte	1 Year		5 Years	
									BA Exams FY22/23 to FY23/24	Pop* 2022 to 2023	BA Exams FY19/20 to FY23/24	Pop* 2019 to 2023
2023-2024	279	38.71%	8.24%	46.59%	6.09%	46.24%	45.88%	7.89%	9.41%	3.70%	10.71%	-2.49%
2022-2023	255	41.57%	9.80%	43.92%	4.31%	42.35%	47.45%	10.20%				
2021-2022	232	32.76%	6.03%	52.59%	7.76%	45.26%	41.81%	12.93%				
2020-2021	234	22.22%	10.26%	59.83%	6.84%	52.56%	37.61%	9.83%				
2019-2020	252	27.38%	10.32%	56.35%	4.76%	54.37%	31.35%	14.29%				

*Population estimates are available by calendar year only. For example, 2023 population estimates were used for FY 2023-2024, and so on.

County: Jefferson



This county page can be compared to the counts in the Florida Statewide Totals on [page 47](#). Jefferson County is in the Department’s Northwest region and Florida Judicial Circuit 2. Big Bend Community Based Care d/b/a NWF Health Network is the Managing Entity for Jefferson County. In Fiscal Year 2023-2024 there were 152 involuntary examinations for 15,133 residents of Jefferson County.

Involuntary Examination Level Analyses

The majority of Jefferson County residents who received an involuntary examination were seen at Eastside Psychiatric Hospital-Apalachee Center (40.13%), Apalachee Center (25.66%), Tallahassee Memorial Hospital (16.45%), and Capital Regional Medical Center- HCA FL Capital Hospital (13.82%).

Physicians (who are not Psychiatrists) (40.48%) were the most common health professionals to initiate involuntary examinations, followed by Clinical Social Workers (26.19%), Mental Health Counselors (19.05%), Physician Assistants (7.14%), Psychiatric Nurses (4.76%), Clinical Psychologists (2.38%), Psychiatrists (<1%), and Marriage and Family Therapists (<1%).

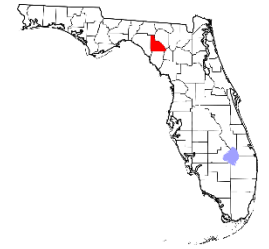
Information about involuntary examinations of Jefferson County residents for five years is shown in Table A.

Table A: Involuntary Examinations: Residents of Jefferson County for Five Years*

Fiscal Year	All Ages	Percent of Total				Percent of Total by Initiator Type			Percent Change for:			
		<18	18-24	25-64	65+	Law Enforcement	Health Professional	Ex-Parte	1 Year		5 Years	
									BA Exams FY22/23 to FY23/24	Pop* 2022 to 2023	BA Exams FY19/20 to FY23/24	Pop* 2019 to 2023
2023-2024	152	31.58%	11.18%	53.29%	3.95%	65.79%	27.63%	6.58%	-11.11%	2.35%	-20.42%	1.96%
2022-2023	171	21.05%	14.04%	60.82%	3.51%	68.42%	27.49%	4.09%				
2021-2022	124	16.94%	12.90%	58.87%	9.68%	72.58%	25.81%	1.61%				
2020-2021	143	23.78%	10.49%	55.24%	9.09%	76.22%	20.98%	2.80%				
2019-2020	191	21.99%	6.81%	61.26%	8.90%	76.44%	23.04%	0.52%				

*Population estimates are available by calendar year only. For example, 2023 population estimates were used for FY 2023-2024, and so on.

County: Lafayette



This county page can be compared to the counts in the Florida Statewide Totals on [page 47](#). Lafayette County is in the Department's Northeast region and Florida Judicial Circuit 3. Lutheran Services Florida is the Managing Entity for Lafayette County. In Fiscal Year 2023-2024 there were 27 involuntary examinations for 7,827 residents of Lafayette County.

Involuntary Examination Level Analyses

The majority of Lafayette County residents who received an involuntary examination were seen at Meridian Behavioral Health Care - Lake City (62.96%), Park Royal Hospital (11.11%), River Point Behavioral Health (7.41%), and Southern Baptist Hospital of Florida - Baptist Medical Center Jacksonville (7.41%).

Physicians (who are not Psychiatrists) (100.00%) were the most common health professionals to initiate involuntary examinations, followed by Psychiatric Nurses (<1%), Psychiatrists (<1%), Clinical Psychologists (<1%), Clinical Social Workers (<1%), Marriage and Family Therapists (<1%), Mental Health Counselors (<1%), and Physician Assistants (<1%).

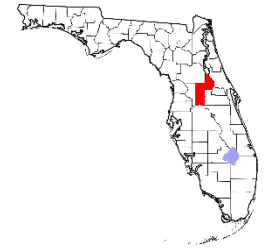
Information about involuntary examinations of Lafayette County residents for five years is shown in Table A.

Table A: Involuntary Examinations: Residents of Lafayette County for Five Years*

Fiscal Year	All Ages	Percent of Total				Percent of Total by Initiator Type			Percent Change for:			
		<18	18-24	25-64	65+	Law Enforcement	Health Professional	Ex-Parte	1 Year		5 Years	
									BA Exams FY22/23 to FY23/24	Pop* 2022 to 2023	BA Exams FY19/20 to FY23/24	Pop* 2019 to 2023
2023-2024	27	7.41%	3.70%	77.78%	11.11%	74.07%	25.93%	0.00%	-30.77%	0.82%	3.85%	-9.13%
2022-2023	39	28.21%	7.69%	53.85%	10.26%	58.97%	38.46%	2.56%				
2021-2022	38	21.05%	13.16%	57.89%	5.26%	60.53%	36.84%	2.63%				
2020-2021	37	10.81%	8.11%	70.27%	8.11%	59.46%	35.14%	5.41%				
2019-2020	26	15.38%	19.23%	65.38%	0.00%	65.38%	19.23%	15.38%				

*Population estimates are available by calendar year only. For example, 2023 population estimates were used for FY 2023-2024, and so on.

County: Lake



This county page can be compared to the counts in the Florida Statewide Totals on [page 47](#). Lake County is in the Department's Central region and Florida Judicial Circuit 5. Lutheran Services Florida is the Managing Entity for Lake County. In Fiscal Year 2023-2024 there were 1,710 involuntary examinations for 411,761 residents of Lake County.

Involuntary Examination Level Analyses

The majority of Lake County residents who received an involuntary examination were seen at LifeStream Behavioral Center (69.06%), and Central Florida Behavioral Hospital (9.24%).

Physicians (who are not Psychiatrists) (63.94%) were the most common health professionals to initiate involuntary examinations, followed by Mental Health Counselors (18.89%), Psychiatrists (7.14%), Physician Assistants (3.46%), Clinical Social Workers (2.88%), Psychiatric Nurses (2.53%), Marriage and Family Therapists (<1%), and Clinical Psychologists (<1%).

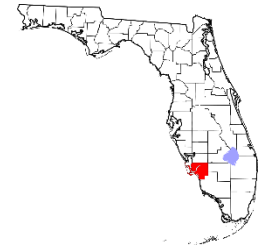
Information about involuntary examinations of Lake County residents for five years is shown in Table A.

Table A: Involuntary Examinations: Residents of Lake County for Five Years*

Fiscal Year	All Ages	Percent of Total				Percent of Total by Initiator Type			Percent Change for:			
		<18	18-24	25-64	65+	Law Enforcement	Health Professional	Ex-Parte	1 Year		5 Years	
									BA Exams FY22/23 to FY23/24	Pop* 2022 to 2023	BA Exams FY19/20 to FY23/24	Pop* 2019 to 2023
2023-2024	1,710	25.37%	11.98%	55.17%	6.66%	46.02%	50.76%	3.27%	-8.51%	-1.39%	-37.39%	16.14%
2022-2023	1,869	24.29%	14.23%	54.63%	6.21%	49.87%	46.23%	3.91%				
2021-2022	2,498	27.38%	13.01%	52.16%	6.69%	54.28%	42.51%	3.20%				
2020-2021	2,852	24.37%	14.62%	53.96%	6.24%	51.12%	46.04%	2.84%				
2019-2020	2,731	22.17%	13.98%	56.11%	5.98%	54.46%	43.34%	2.20%				

*Population estimates are available by calendar year only. For example, 2023 population estimates were used for FY 2023-2024, and so on.

County: Lee



This county page can be compared to the counts in the Florida Statewide Totals on [page 47](#). Lee County is in the Department's SunCoast region and Florida Judicial Circuit 20. Central Florida Behavioral Health Network is the Managing Entity for Lee County. In Fiscal Year 2023-2024 there were 4,883 involuntary examinations for 823,529 residents of Lee County.

Involuntary Examination Level Analyses

The majority of Lee County residents who received an involuntary examination were seen at SalusCare (59.98%), and Park Royal Hospital (27.38%).

Physicians (who are not Psychiatrists) (58.49%) were the most common health professionals to initiate involuntary examinations, followed by Mental Health Counselors (12.11%), Clinical Social Workers (10.07%), Psychiatric Nurses (6.11%), Psychiatrists (5.99%), Physician Assistants (5.56%), Clinical Psychologists (1.11%), and Marriage and Family Therapists (<1%).

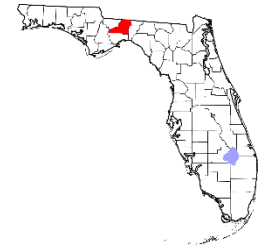
Information about involuntary examinations of Lee County residents for five years is shown in Table A.

Table A: Involuntary Examinations: Residents of Lee County for Five Years*

Fiscal Year	All Ages	Percent of Total				Percent of Total by Initiator Type			Percent Change for:			
		<18	18-24	25-64	65+	Law Enforcement	Health Professional	Ex-Parte	1 Year		5 Years	
									BA Exams FY22/23 to FY23/24	Pop* 2022 to 2023	BA Exams FY19/20 to FY23/24	Pop* 2019 to 2023
2023-2024	4,883	23.35%	13.68%	54.31%	7.86%	64.98%	33.16%	1.86%	31.02%	1.95%	-9.46%	12.10%
2022-2023	3,727	24.95%	14.49%	52.35%	8.08%	65.41%	32.39%	2.20%				
2021-2022	4,402	28.62%	13.70%	52.00%	5.66%	66.40%	32.37%	1.23%				
2020-2021	5,510	24.97%	13.03%	55.28%	6.66%	66.70%	32.27%	1.03%				
2019-2020	5,393	22.20%	12.72%	56.26%	8.70%	61.90%	37.51%	0.59%				

*Population estimates are available by calendar year only. For example, 2023 population estimates were used for FY 2023-2024, and so on.

County: Leon



This county page can be compared to the counts in the Florida Statewide Totals on [page 47](#). Leon County is in the Department's Northwest region and Florida Judicial Circuit 2. Big Bend Community Based Care d/b/a NWF Health Network is the Managing Entity for Leon County. In Fiscal Year 2023-2024 there were 3,030 involuntary examinations for 302,342 residents of Leon County.

Involuntary Examination Level Analyses

The majority of Leon County residents who received an involuntary examination were seen at Eastside Psychiatric Hospital- Apalachee Center (31.09%), Tallahassee Memorial Hospital (26.14%), Capital Regional Medical Center- HCA FL Capital Hospital (21.98%), and Apalachee Center (18.58%).

Physicians (who are not Psychiatrists) (45.37%) were the most common health professionals to initiate involuntary examinations, followed by Mental Health Counselors (17.05%), Physician Assistants (10.49%), Clinical Social Workers (8.72%), Psychiatric Nurses (8.56%), Psychiatrists (6.79%), Clinical Psychologists (2.62%), and Marriage and Family Therapists (<1%).

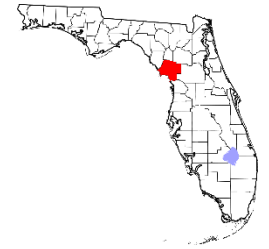
Information about involuntary examinations of Leon County residents for five years is shown in Table A.

Table A: Involuntary Examinations: Residents of Leon County for Five Years*

Fiscal Year	All Ages	Percent of Total				Percent of Total by Initiator Type			Percent Change for:			
		<18	18-24	25-64	65+	Law Enforcement	Health Professional	Ex-Parte	1 Year		5 Years	
									BA Exams FY22/23 to FY23/24	Pop* 2022 to 2023	BA Exams FY19/20 to FY23/24	Pop* 2019 to 2023
2023-2024	3,030	21.33%	15.99%	57.04%	4.22%	47.43%	42.77%	9.90%	-2.76%	0.84%	16.76%	1.90%
2022-2023	3,116	27.54%	15.79%	51.64%	4.20%	46.02%	47.21%	6.77%				
2021-2022	2,670	25.17%	17.87%	51.46%	4.04%	49.25%	44.53%	6.22%				
2020-2021	2,628	24.35%	17.62%	52.66%	3.84%	55.21%	39.95%	4.83%				
2019-2020	2,595	22.09%	17.39%	54.66%	4.28%	53.01%	42.02%	4.97%				

*Population estimates are available by calendar year only. For example, 2023 population estimates were used for FY 2023-2024, and so on.

County: Levy



This county page can be compared to the counts in the Florida Statewide Totals on [page 47](#). Levy County is in the Department’s Northeast region and Florida Judicial Circuit 8. Lutheran Services Florida is the Managing Entity for Levy County. In Fiscal Year 2023-2024 there were 268 involuntary examinations for 44,912 residents of Levy County.

Involuntary Examination Level Analyses

The majority of Levy County residents who received an involuntary examination were seen at UF Health Psychiatric Hospital - Shands Psychiatric Hospital (41.42%), Meridian Behavioral Health Care - Gainesville (28.73%), North Florida Regional Medical Center- HCA Florida North Florida Hospital (7.84%), and The Vines Hospital (5.60%).

Physicians (who are not Psychiatrists) (57.63%) were the most common health professionals to initiate involuntary examinations, followed by Mental Health Counselors (20.34%), Clinical Social Workers (10.17%), Psychiatrists (6.78%), Psychiatric Nurses (5.08%), Clinical Psychologists (<1%), Marriage and Family Therapists (<1%), and Physician Assistants (<1%).

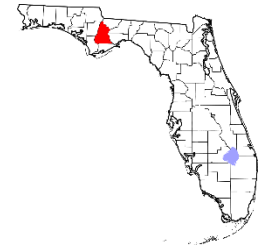
Information about involuntary examinations of Levy County residents for five years is shown in Table A.

Table A: Involuntary Examinations: Residents of Levy County for Five Years*

Fiscal Year	All Ages	Percent of Total				Percent of Total by Initiator Type			Percent Change for:			
		<18	18-24	25-64	65+	Law Enforcement	Health Professional	Ex-Parte	1 Year		5 Years	
									BA Exams FY22/23 to FY23/24	Pop* 2022 to 2023	BA Exams FY19/20 to FY23/24	Pop* 2019 to 2023
2023-2024	268	25.65%	8.55%	60.59%	4.46%	53.36%	44.03%	2.99%	-19.03%	1.42%	16.52%	8.60%
2022-2023	331	32.33%	14.50%	44.71%	7.25%	54.68%	42.60%	2.72%				
2021-2022	272	25.00%	11.03%	55.88%	4.41%	57.72%	38.97%	3.31%				
2020-2021	302	27.81%	11.92%	56.29%	2.65%	59.27%	35.76%	4.97%				
2019-2020	230	24.02%	9.61%	58.08%	7.86%	52.84%	44.98%	2.18%				

*Population estimates are available by calendar year only. For example, 2023 population estimates were used for FY 2023-2024, and so on.

County: Liberty



This county page can be compared to the counts in the Florida Statewide Totals on [page 47](#). Liberty County is in the Department’s Northwest region and Florida Judicial Circuit 2. Big Bend Community Based Care d/b/a NWF Health Network is the Managing Entity for Liberty County. In Fiscal Year 2023-2024 there were 64 involuntary examinations for 8,144 residents of Liberty County.

Involuntary Examination Level Analyses

The majority of Liberty County residents who received an involuntary examination were seen at Eastside Psychiatric Hospital-Apalachee Center (39.06%), Apalachee Center (35.94%), Capital Regional Medical Center- HCA FL Capital Hospital (10.94%), and Tallahassee Memorial Hospital (10.94%).

Clinical Social Workers (33.33%) were the most common health professionals to initiate involuntary examinations, followed by Physicians (who are not Psychiatrists) (33.33%), Psychiatric Nurses (20.00%), Clinical Psychologists (6.67%), Mental Health Counselors (6.67%), Physician Assistants (<1%), Marriage and Family Therapists (<1%), and Psychiatrists (<1%).

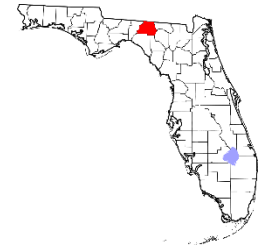
Information about involuntary examinations of Liberty County residents for five years is shown in Table A.

Table A: Involuntary Examinations: Residents of Liberty County for Five Years*

Fiscal Year	All Ages	Percent of Total				Percent of Total by Initiator Type			Percent Change for:			
		<18	18-24	25-64	65+	Law Enforcement	Health Professional	Ex-Parte	1 Year		5 Years	
									BA Exams FY22/23 to FY23/24	Pop* 2022 to 2023	BA Exams FY19/20 to FY23/24	Pop* 2019 to 2023
2023-2024	64	21.88%	3.13%	70.31%	4.69%	71.88%	23.44%	4.69%	-31.18%	13.43%	-39.62%	-11.16%
2022-2023	93	24.73%	3.23%	70.97%	1.08%	75.27%	21.51%	3.23%				
2021-2022	76	23.68%	7.89%	61.84%	5.26%	68.42%	31.58%	0.00%				
2020-2021	65	13.85%	9.23%	69.23%	6.15%	83.08%	12.31%	4.62%				
2019-2020	106	11.32%	13.21%	67.92%	6.60%	74.53%	18.87%	6.60%				

*Population estimates are available by calendar year only. For example, 2023 population estimates were used for FY 2023-2024, and so on.

County: Madison



This county page can be compared to the counts in the Florida Statewide Totals on [page 47](#). Madison County is in the Department’s Northeast region and Florida Judicial Circuit 3. Big Bend Community Based Care d/b/a NWF Health Network is the Managing Entity for Madison County. In Fiscal Year 2023-2024 there were 234 involuntary examinations for 18,617 residents of Madison County.

Involuntary Examination Level Analyses

The majority of Madison County residents who received an involuntary examination were seen at Eastside Psychiatric Hospital-Apalachee Center (47.86%), Apalachee Center (22.65%), Capital Regional Medical Center- HCA FL Capital Hospital (11.97%), and Tallahassee Memorial Hospital (9.40%).

Physicians (who are not Psychiatrists) (37.29%) were the most common health professionals to initiate involuntary examinations, followed by Physician Assistants (15.25%), Clinical Social Workers (13.56%), Mental Health Counselors (13.56%), Psychiatric Nurses (13.56%), Psychiatrists (5.08%), Clinical Psychologists (1.69%), and Marriage and Family Therapists (<1%).

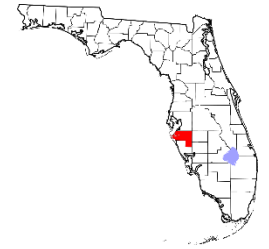
Information about involuntary examinations of Madison County residents for five years is shown in Table A.

Table A: Involuntary Examinations: Residents of Madison County for Five Years*

Fiscal Year	All Ages	Percent of Total				Percent of Total by Initiator Type			Percent Change for:			
		<18	18-24	25-64	65+	Law Enforcement	Health Professional	Ex-Parte	1 Year		5 Years	
									BA Exams FY22/23 to FY23/24	Pop* 2022 to 2023	BA Exams FY19/20 to FY23/24	Pop* 2019 to 2023
2023-2024	234	34.19%	7.26%	53.42%	4.27%	70.51%	25.21%	4.27%	-13.33%	1.50%	7.83%	-4.69%
2022-2023	270	31.11%	11.11%	51.48%	5.19%	68.89%	24.44%	6.67%				
2021-2022	181	17.68%	13.81%	59.12%	8.29%	64.09%	25.97%	9.94%				
2020-2021	198	17.68%	17.68%	55.05%	8.08%	66.16%	24.75%	9.09%				
2019-2020	217	16.20%	12.50%	62.04%	6.94%	67.59%	21.30%	11.11%				

*Population estimates are available by calendar year only. For example, 2023 population estimates were used for FY 2023-2024, and so on.

County: Manatee



This county page can be compared to the counts in the Florida Statewide Totals on [page 47](#). Manatee County is in the Department's SunCoast region and Florida Judicial Circuit 12. Central Florida Behavioral Health Network is the Managing Entity for Manatee County. In Fiscal Year 2023-2024 there were 2,393 involuntary examinations for 433,051 residents of Manatee County.

Involuntary Examination Level Analyses

The majority of Manatee County residents who received an involuntary examination were seen at Centerstone of Florida (54.78%), Bayside Center for Behavioral Health at Sarasota Memorial (9.69%), Suncoast Behavioral Health (7.73%), and Largo Medical Center Indian Rocks- HCA Florida Largo West Hospital (5.39%).

Physicians (who are not Psychiatrists) (52.77%) were the most common health professionals to initiate involuntary examinations, followed by Mental Health Counselors (16.17%), Clinical Social Workers (11.32%), Psychiatrists (9.02%), Physician Assistants (5.11%), Psychiatric Nurses (4.43%), Clinical Psychologists (<1%), and Marriage and Family Therapists (<1%).

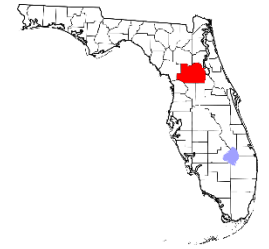
Information about involuntary examinations of Manatee County residents for five years is shown in Table A.

Table A: Involuntary Examinations: Residents of Manatee County for Five Years*

Fiscal Year	All Ages	Percent of Total				Percent of Total by Initiator Type			Percent Change for:			
		<18	18-24	25-64	65+	Law Enforcement	Health Professional	Ex-Parte	1 Year		5 Years	
									BA Exams FY22/23 to FY23/24	Pop* 2022 to 2023	BA Exams FY19/20 to FY23/24	Pop* 2019 to 2023
2023-2024	2,393	23.94%	11.53%	55.41%	7.86%	49.81%	49.10%	1.09%	10.58%	2.15%	9.02%	11.40%
2022-2023	2,164	27.91%	11.41%	53.60%	6.52%	52.17%	47.64%	0.18%				
2021-2022	1,404	28.28%	14.03%	49.64%	7.69%	50.57%	48.58%	0.85%				
2020-2021	2,048	29.74%	12.40%	50.68%	6.74%	57.18%	42.09%	0.73%				
2019-2020	2,195	27.77%	12.27%	51.94%	7.43%	54.72%	44.55%	0.73%				

*Population estimates are available by calendar year only. For example, 2023 population estimates were used for FY 2023-2024, and so on.

County: Marion



This county page can be compared to the counts in the Florida Statewide Totals on [page 47](#). Marion County is in the Department’s Central region and Florida Judicial Circuit 5. Lutheran Services Florida is the Managing Entity for Marion County. In Fiscal Year 2023-2024 there were 3,189 involuntary examinations for 401,912 residents of Marion County.

Involuntary Examination Level Analyses

The majority of Marion County residents who received an involuntary examination were seen at SMA Healthcare - Ocala (50.05%), and The Vines Hospital (24.27%).

Physicians (who are not Psychiatrists) (62.17%) were the most common health professionals to initiate involuntary examinations, followed by Mental Health Counselors (16.11%), Psychiatric Nurses (7.16%), Psychiatrists (5.49%), Clinical Social Workers (4.30%), Physician Assistants (3.10%), Clinical Psychologists (1.07%), and Marriage and Family Therapists (<1%).

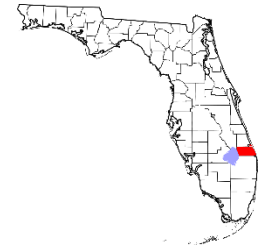
Information about involuntary examinations of Marion County residents for five years is shown in Table A.

Table A: Involuntary Examinations: Residents of Marion County for Five Years*

Fiscal Year	All Ages	Percent of Total				Percent of Total by Initiator Type			Percent Change for:			
		<18	18-24	25-64	65+	Law Enforcement	Health Professional	Ex-Parte	1 Year		5 Years	
									BA Exams FY22/23 to FY23/24	Pop* 2022 to 2023	BA Exams FY19/20 to FY23/24	Pop* 2019 to 2023
2023-2024	3,189	36.08%	9.29%	45.84%	7.23%	70.93%	26.28%	3.01%	8.51%	3.62%	-16.03%	11.63%
2022-2023	2,939	35.25%	9.70%	48.55%	5.99%	72.34%	25.76%	1.91%				
2021-2022	2,800	31.79%	11.25%	50.71%	5.68%	73.68%	23.93%	2.39%				
2020-2021	3,160	25.79%	12.63%	52.50%	7.25%	74.78%	23.48%	1.74%				
2019-2020	3,798	25.34%	11.55%	55.15%	6.78%	73.42%	25.76%	0.82%				

*Population estimates are available by calendar year only. For example, 2023 population estimates were used for FY 2023-2024, and so on.

County: Martin



This county page can be compared to the counts in the Florida Statewide Totals on [page 47](#). Martin County is in the Department’s Southeast region and Florida Judicial Circuit 19. Southeast Florida Behavioral Health Network is the Managing Entity for Martin County. In Fiscal Year 2023-2024 there were 945 involuntary examinations for 164,076 residents of Martin County.

Involuntary Examination Level Analyses

The majority of Martin County residents who received an involuntary examination were seen at Coral Shores Behavioral Health (76.08%), and New Horizons of the Treasure Coast (7.09%).

Physicians (who are not Psychiatrists) (72.27%) were the most common health professionals to initiate involuntary examinations, followed by Mental Health Counselors (14.09%), Clinical Social Workers (5.68%), Psychiatric Nurses (3.41%), Psychiatrists (2.27%), Physician Assistants (1.14%), Marriage and Family Therapists (<1%), and Clinical Psychologists (<1%).

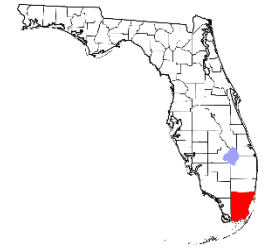
Information about involuntary examinations of Martin County residents for five years is shown in Table A.

Table A: Involuntary Examinations: Residents of Martin County for Five Years*

Fiscal Year	All Ages	Percent of Total				Percent of Total by Initiator Type			Percent Change for:			
		<18	18-24	25-64	65+	Law Enforcement	Health Professional	Ex-Parte	1 Year		5 Years	
									BA Exams FY22/23 to FY23/24	Pop* 2022 to 2023	BA Exams FY19/20 to FY23/24	Pop* 2019 to 2023
2023-2024	945	16.83%	11.43%	61.06%	9.84%	49.95%	46.56%	3.49%	-0.94%	2.42%	-13.70%	3.84%
2022-2023	954	18.34%	11.32%	60.59%	8.91%	51.26%	45.81%	2.94%				
2021-2022	866	18.48%	10.85%	60.51%	9.01%	52.89%	44.46%	2.66%				
2020-2021	931	22.99%	10.63%	57.25%	8.16%	52.74%	44.90%	2.36%				
2019-2020	1,095	21.39%	11.97%	57.22%	8.87%	53.66%	44.70%	1.65%				

*Population estimates are available by calendar year only. For example, 2023 population estimates were used for FY 2023-2024, and so on.

County: Miami-Dade



This county page can be compared to the counts in the Florida Statewide Totals on [page 47](#). Miami-Dade County is in the Department’s Southern region and Florida Judicial Circuit 11. Thriving Mind South Florida is the Managing Entity for Miami-Dade County. In Fiscal Year 2023-2024 there were 22,524 involuntary examinations for 2,785,095 residents of Miami-Dade County.

Involuntary Examination Level Analyses

The majority of Miami-Dade County residents who received an involuntary examination were seen at Jackson Behavioral Hospital (20.32%), Citrus Health Network (10.77%), Southern Winds Hospital (10.42%), Jackson South Medical Center (9.52%), Larkin Community Hospital (8.71%), Mount Sinai Medical Center (7.89%), Aventura Hospital and Medical Center- HCA FL Aventura Hospital (5.83%), Jackson Community Mental Health Center (5.12%), and Community Health of South Florida (5.06%).

Physicians (who are not Psychiatrists) (56.34%) were the most common health professionals to initiate involuntary examinations, followed by Mental Health Counselors (16.03%), Psychiatrists (13.77%), Clinical Social Workers (9.61%), Psychiatric Nurses (2.91%), Physician Assistants (<1%), Clinical Psychologists (<1%), and Marriage and Family Therapists (<1%).

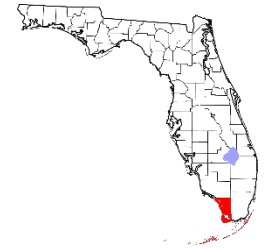
Information about involuntary examinations of Miami-Dade County residents for five years is shown in Table A.

Table A: Involuntary Examinations: Residents of Miami-Dade County for Five Years*

Fiscal Year	All Ages	Percent of Total				Percent of Total by Initiator Type			Percent Change for:			
		<18	18-24	25-64	65+	Law Enforcement	Health Professional	Ex-Parte	1 Year		5 Years	
									BA Exams FY22/23 to FY23/24	Pop* 2022 to 2023	BA Exams FY19/20 to FY23/24	Pop* 2019 to 2023
2023-2024	22,524	11.66%	10.68%	66.92%	10.13%	54.24%	43.34%	2.43%	-9.99%	0.62%	-23.10%	-1.60%
2022-2023	25,024	11.03%	11.30%	66.04%	10.90%	54.49%	43.28%	2.23%				
2021-2022	24,459	10.83%	11.73%	65.59%	11.03%	53.11%	44.65%	2.25%				
2020-2021	28,557	13.11%	10.85%	64.36%	10.89%	54.54%	43.59%	1.87%				
2019-2020	29,291	10.89%	10.81%	65.96%	11.49%	50.79%	47.13%	2.08%				

*Population estimates are available by calendar year only. For example, 2023 population estimates were used for FY 2023-2024, and so on.

County: Monroe



This county page can be compared to the counts in the Florida Statewide Totals on [page 47](#). Monroe County is in the Department’s Southern region and Florida Judicial Circuit 16. Thriving Mind South Florida is the Managing Entity for Monroe County. In Fiscal Year 2023-2024 there were 634 involuntary examinations for 84,572 residents of Monroe County.

Involuntary Examination Level Analyses

The majority of Monroe County residents who received an involuntary examination were seen at Lower Keys Medical Center- Depoo Hospital (43.69%), and Guidance/Care Center (42.27%).

Physicians (who are not Psychiatrists) (77.71%) were the most common health professionals to initiate involuntary examinations, followed by Mental Health Counselors (6.86%), Psychiatrists (5.43%), Psychiatric Nurses (5.14%), Physician Assistants (3.71%), Clinical Social Workers (1.14%), Marriage and Family Therapists (<1%), and Clinical Psychologists (<1%).

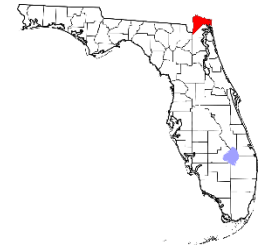
Information about involuntary examinations of Monroe County residents for five years is shown in Table A.

Table A: Involuntary Examinations: Residents of Monroe County for Five Years*

Fiscal Year	All Ages	Percent of Total				Percent of Total by Initiator Type			Percent Change for:			
		<18	18-24	25-64	65+	Law Enforcement	Health Professional	Ex-Parte	1 Year		5 Years	
									BA Exams FY22/23 to FY23/24	Pop* 2022 to 2023	BA Exams FY19/20 to FY23/24	Pop* 2019 to 2023
2023-2024	634	5.50%	7.55%	77.04%	9.91%	43.22%	55.21%	1.89%	-21.44%	0.99%	2.26%	15.45%
2022-2023	807	3.47%	7.93%	78.93%	9.54%	49.07%	50.06%	0.87%				
2021-2022	655	1.22%	8.85%	81.22%	8.40%	51.60%	47.63%	0.76%				
2020-2021	689	3.92%	10.30%	80.12%	5.22%	45.72%	52.39%	1.89%				
2019-2020	620	4.53%	9.55%	76.86%	8.25%	46.12%	53.07%	0.81%				

*Population estimates are available by calendar year only. For example, 2023 population estimates were used for FY 2023-2024, and so on.

County: Nassau



This county page can be compared to the counts in the Florida Statewide Totals on [page 47](#). Nassau County is in the Department’s Northeast region and Florida Judicial Circuit 4. Lutheran Services Florida is the Managing Entity for Nassau County. In Fiscal Year 2023-2024 there were 585 involuntary examinations for 98,746 residents of Nassau County.

Involuntary Examination Level Analyses

The majority of Nassau County residents who received an involuntary examination were seen at Southern Baptist Hospital of Florida - Baptist Medical Center Jacksonville (38.12%), Mental Health Resource Center North (29.74%), UF Health Jacksonville - Shands Jacksonville Medical Center (10.60%), Memorial Hospital Jacksonville- HCA FL Memorial Hospital (5.98%), and Wekiva Springs Center (5.64%).

Physicians (who are not Psychiatrists) (52.76%) were the most common health professionals to initiate involuntary examinations, followed by Mental Health Counselors (29.83%), Clinical Social Workers (8.29%), Psychiatrists (3.31%), Psychiatric Nurses (1.93%), Clinical Psychologists (1.38%), Marriage and Family Therapists (1.38%), and Physician Assistants (1.38%).

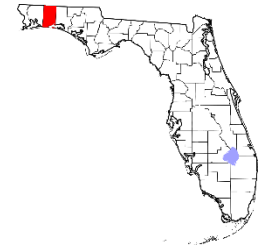
Information about involuntary examinations of Nassau County residents for five years is shown in Table A.

Table A: Involuntary Examinations: Residents of Nassau County for Five Years*

Fiscal Year	All Ages	Percent of Total				Percent of Total by Initiator Type			Percent Change for:			
		<18	18-24	25-64	65+	Law Enforcement	Health Professional	Ex-Parte	1 Year		5 Years	
									BA Exams FY22/23 to FY23/24	Pop* 2022 to 2023	BA Exams FY19/20 to FY23/24	Pop* 2019 to 2023
2023-2024	585	18.91%	11.41%	59.45%	9.54%	35.21%	62.05%	3.08%	34.79%	2.96%	13.59%	15.99%
2022-2023	434	17.28%	12.44%	61.75%	7.37%	43.55%	53.46%	3.00%				
2021-2022	487	21.97%	8.83%	60.37%	8.21%	32.65%	64.68%	2.67%				
2020-2021	598	19.06%	9.87%	64.05%	5.69%	36.79%	61.20%	2.01%				
2019-2020	515	15.34%	13.40%	64.08%	6.02%	44.08%	54.37%	1.55%				

*Population estimates are available by calendar year only. For example, 2023 population estimates were used for FY 2023-2024, and so on.

County: Okaloosa



This county page can be compared to the counts in the Florida Statewide Totals on [page 47](#). Okaloosa County is in the Department’s Northwest region and Florida Judicial Circuit 1. Big Bend Community Based Care d/b/a NWF Health Network is the Managing Entity for Okaloosa County. In Fiscal Year 2023-2024 there were 1,295 involuntary examinations for 218,948 residents of Okaloosa County.

Involuntary Examination Level Analyses

The majority of Okaloosa County residents who received an involuntary examination were seen at Fort Walton Beach Medical Center-HCA FL Fort Walton-Destin Hospital (66.33%), and Baptist Hospital Behavioral Medicine (21.62%).

Physicians (who are not Psychiatrists) (73.57%) were the most common health professionals to initiate involuntary examinations, followed by Physician Assistants (8.43%), Mental Health Counselors (7.29%), Psychiatrists (4.86%), Clinical Social Workers (3.43%), Psychiatric Nurses (1.86%), Marriage and Family Therapists (<1%), and Clinical Psychologists (<1%).

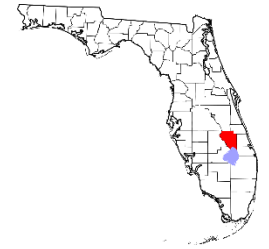
Information about involuntary examinations of Okaloosa County residents for five years is shown in Table A.

Table A: Involuntary Examinations: Residents of Okaloosa County for Five Years*

Fiscal Year	All Ages	Percent of Total				Percent of Total by Initiator Type			Percent Change for:			
		<18	18-24	25-64	65+	Law Enforcement	Health Professional	Ex-Parte	1 Year		5 Years	
									BA Exams FY22/23 to FY23/24	Pop* 2022 to 2023	BA Exams FY19/20 to FY23/24	Pop* 2019 to 2023
2023-2024	1,295	24.40%	16.06%	53.05%	5.64%	38.07%	54.05%	7.88%	-0.54%	1.47%	-2.63%	8.87%
2022-2023	1,302	23.81%	15.51%	54.38%	6.22%	31.80%	62.44%	5.76%				
2021-2022	1,225	18.78%	15.02%	61.88%	4.08%	34.20%	59.02%	6.78%				
2020-2021	1,178	24.19%	15.37%	55.35%	4.84%	32.43%	63.07%	4.50%				
2019-2020	1,330	20.45%	16.09%	59.32%	3.46%	29.40%	66.99%	3.61%				

*Population estimates are available by calendar year only. For example, 2023 population estimates were used for FY 2023-2024, and so on.

County: Okeechobee



This county page can be compared to the counts in the Florida Statewide Totals on [page 47](#). Okeechobee County is in the Department’s Southeast region and Florida Judicial Circuit 19. Southeast Florida Behavioral Health Network is the Managing Entity for Okeechobee County. In Fiscal Year 2023-2024 there were 407 involuntary examinations for 39,634 residents of Okeechobee County.

Involuntary Examination Level Analyses

The majority of Okeechobee County residents who received an involuntary examination were seen at New Horizons of the Treasure Coast (53.81%), Lawnwood Regional Medical Center- HCA Florida Lawnwood Hospital (23.59%), and Coral Shores Behavioral Health (13.76%).

Physicians (who are not Psychiatrists) (73.23%) were the most common health professionals to initiate involuntary examinations, followed by Mental Health Counselors (14.65%), Clinical Social Workers (5.05%), Psychiatric Nurses (2.53%), Psychiatrists (2.02%), Physician Assistants (1.52%), Marriage and Family Therapists (<1%), and Clinical Psychologists (<1%).

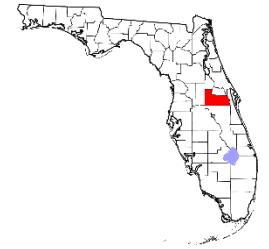
Information about involuntary examinations of Okeechobee County residents for five years is shown in Table A.

Table A: Involuntary Examinations: Residents of Okeechobee County for Five Years*

Fiscal Year	All Ages	Percent of Total				Percent of Total by Initiator Type			Percent Change for:			
		<18	18-24	25-64	65+	Law Enforcement	Health Professional	Ex-Parte	1 Year		5 Years	
									BA Exams FY22/23 to FY23/24	Pop* 2022 to 2023	BA Exams FY19/20 to FY23/24	Pop* 2019 to 2023
2023-2024	407	30.22%	13.51%	50.37%	4.91%	50.12%	48.65%	1.23%	4.90%	1.69%	-18.27%	-4.14%
2022-2023	388	31.44%	13.66%	46.91%	7.22%	51.80%	45.10%	3.09%				
2021-2022	364	31.04%	9.07%	51.65%	8.24%	54.40%	43.41%	2.20%				
2020-2021	401	39.65%	12.47%	44.89%	2.99%	48.38%	49.88%	1.75%				
2019-2020	498	35.28%	10.89%	48.39%	5.24%	44.56%	53.02%	2.42%				

*Population estimates are available by calendar year only. For example, 2023 population estimates were used for FY 2023-2024, and so on.

County: Orange



This county page can be compared to the counts in the Florida Statewide Totals on [page 47](#). Orange County is in the Department’s Central region and Florida Judicial Circuit 9. Central Florida Cares Health System is the Managing Entity for Orange County. In Fiscal Year 2023-2024 there were 10,605 involuntary examinations for 1,513,466 residents of Orange County.

Involuntary Examination Level Analyses

The majority of Orange County residents who received an involuntary examination were seen at Aspire Health Partners (30.57%), Central Florida Behavioral Hospital (19.87%), University Behavioral Center (15.45%), Advent Health System (14.98%), and Orlando Health- South Seminole Hospital (7.08%).

Physicians (who are not Psychiatrists) (61.89%) were the most common health professionals to initiate involuntary examinations, followed by Mental Health Counselors (17.17%), Psychiatrists (10.12%), Clinical Social Workers (6.14%), Psychiatric Nurses (2.55%), Physician Assistants (1.13%), Marriage and Family Therapists (<1%), and Clinical Psychologists (<1%).

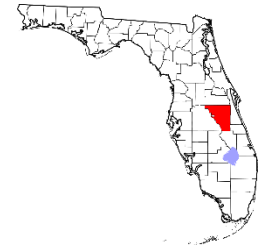
Information about involuntary examinations of Orange County residents for five years is shown in Table A.

Table A: Involuntary Examinations: Residents of Orange County for Five Years*

Fiscal Year	All Ages	Percent of Total				Percent of Total by Initiator Type			Percent Change for:			
		<18	18-24	25-64	65+	Law Enforcement	Health Professional	Ex-Parte	1 Year		5 Years	
									BA Exams FY22/23 to FY23/24	Pop* 2022 to 2023	BA Exams FY19/20 to FY23/24	Pop* 2019 to 2023
2023-2024	10,605	14.58%	14.64%	65.22%	4.82%	46.91%	50.97%	2.14%	-7.44%	1.23%	-10.76%	8.94%
2022-2023	11,458	16.32%	13.63%	64.99%	4.46%	47.48%	50.50%	2.02%				
2021-2022	11,699	19.53%	13.28%	61.83%	4.38%	45.00%	53.31%	1.69%				
2020-2021	11,975	18.73%	13.65%	61.80%	4.80%	43.05%	55.42%	1.53%				
2019-2020	11,884	15.32%	13.55%	65.17%	4.84%	46.77%	52.13%	1.10%				

*Population estimates are available by calendar year only. For example, 2023 population estimates were used for FY 2023-2024, and so on.

County: Osceola



This county page can be compared to the counts in the Florida Statewide Totals on [page 47](#). Osceola County is in the Department’s Central region and Florida Judicial Circuit 9. Central Florida Cares Health System is the Managing Entity for Osceola County. In Fiscal Year 2023-2024 there were 2,931 involuntary examinations for 444,475 residents of Osceola County.

Involuntary Examination Level Analyses

The majority of Osceola County residents who received an involuntary examination were seen at Park Place Behavioral Health Care (33.64%), Central Florida Behavioral Hospital (16.62%), Advent Health System (14.12%), Osceola Regional Medical Center- HCA FL Osceola Hospital (9.89%), and University Behavioral Center (6.72%).

Physicians (who are not Psychiatrists) (75.91%) were the most common health professionals to initiate involuntary examinations, followed by Psychiatrists (6.68%), Mental Health Counselors (6.48%), Clinical Social Workers (5.85%), Psychiatric Nurses (3.56%), Clinical Psychologists (<1%), Physician Assistants (<1%), and Marriage and Family Therapists (<1%).

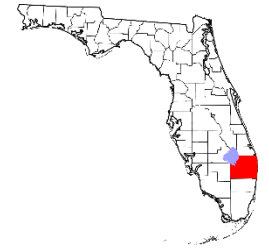
Information about involuntary examinations of Osceola County residents for five years is shown in Table A.

Table A: Involuntary Examinations: Residents of Osceola County for Five Years*

Fiscal Year	All Ages	Percent of Total				Percent of Total by Initiator Type			Percent Change for:			
		<18	18-24	25-64	65+	Law Enforcement	Health Professional	Ex-Parte	1 Year		5 Years	
									BA Exams FY22/23 to FY23/24	Pop* 2022 to 2023	BA Exams FY19/20 to FY23/24	Pop* 2019 to 2023
2023-2024	2,931	19.13%	14.94%	59.62%	4.84%	43.81%	53.70%	2.52%	-0.44%	4.15%	-9.98%	20.56%
2022-2023	2,944	20.48%	14.30%	60.26%	4.25%	45.96%	52.07%	1.97%				
2021-2022	3,111	22.66%	13.47%	58.92%	4.24%	45.68%	51.91%	2.41%				
2020-2021	3,250	21.57%	13.88%	59.23%	4.49%	42.09%	55.97%	1.94%				
2019-2020	3,256	17.57%	16.19%	60.50%	4.91%	43.95%	53.99%	2.06%				

*Population estimates are available by calendar year only. For example, 2023 population estimates were used for FY 2023-2024, and so on.

County: Palm Beach



This county page can be compared to the counts in the Florida Statewide Totals on [page 47](#). Palm Beach County is in the Department’s Southeast region and Florida Judicial Circuit 15. Southeast Florida Behavioral Health Network is the Managing Entity for Palm Beach County. In Fiscal Year 2023-2024 there were 6,907 involuntary examinations for 1,538,719 residents of Palm Beach County.

Involuntary Examination Level Analyses

The majority of Palm Beach County residents who received an involuntary examination were seen at HCA Florida JFK North Hospital (39.16%), Delray Medical Center- Fair Oaks Pavilion at Delray Medical Center (25.83%), Coral Shores Behavioral Health (10.79%), and South County Mental Health Center (8.59%).

Physicians (who are not Psychiatrists) (66.53%) were the most common health professionals to initiate involuntary examinations, followed by Psychiatrists (10.18%), Mental Health Counselors (7.90%), Clinical Social Workers (7.08%), Psychiatric Nurses (4.25%), Physician Assistants (1.86%), Clinical Psychologists (1.45%), and Marriage and Family Therapists (<1%).

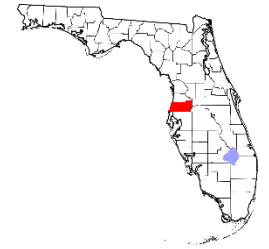
Information about involuntary examinations of Palm Beach County residents for five years is shown in Table A.

Table A: Involuntary Examinations: Residents of Palm Beach County for Five Years*

Fiscal Year	All Ages	Percent of Total				Percent of Total by Initiator Type			Percent Change for:			
		<18	18-24	25-64	65+	Law Enforcement	Health Professional	Ex-Parte	1 Year		5 Years	
									BA Exams FY22/23 to FY23/24	Pop* 2022 to 2023	BA Exams FY19/20 to FY23/24	Pop* 2019 to 2023
2023-2024	6,907	12.83%	13.00%	63.98%	9.80%	59.06%	38.84%	2.11%	-16.01%	1.27%	-28.70%	5.49%
2022-2023	8,224	17.11%	13.14%	59.68%	9.51%	53.72%	43.97%	2.31%				
2021-2022	6,269	15.50%	14.39%	59.72%	9.52%	48.78%	49.34%	1.88%				
2020-2021	8,639	19.62%	12.84%	58.66%	8.00%	49.37%	48.70%	1.93%				
2019-2020	9,687	19.67%	13.01%	58.07%	8.90%	47.65%	50.63%	1.71%				

*Population estimates are available by calendar year only. For example, 2023 population estimates were used for FY 2023-2024, and so on.

County: Pasco



This county page can be compared to the counts in the Florida Statewide Totals on [page 47](#). Pasco County is in the Department's SunCoast region and Florida Judicial Circuit 6. Central Florida Behavioral Health Network is the Managing Entity for Pasco County. In Fiscal Year 2023-2024 there were 4,039 involuntary examinations for 609,644 residents of Pasco County.

Involuntary Examination Level Analyses

The majority of Pasco County residents who received an involuntary examination were seen at Morton Plant North Bay Hospital Recovery Center (29.44%), North Tampa Behavioral Health (12.65%), Baycare Behavioral Health (10.94%), Memorial Hospital of Tampa - HCA Florida West Tampa Hospital (8.99%), and Largo Medical Center Indian Rocks- HCA Florida Largo West Hospital (6.51%).

Physicians (who are not Psychiatrists) (74.92%) were the most common health professionals to initiate involuntary examinations, followed by Mental Health Counselors (5.83%), Clinical Social Workers (5.03%), Psychiatrists (4.57%), Psychiatric Nurses (4.17%), Physician Assistants (3.77%), Clinical Psychologists (1.11%), and Marriage and Family Therapists (<1%).

Information about involuntary examinations of Pasco County residents for five years is shown in Table A.

Table A: Involuntary Examinations: Residents of Pasco County for Five Years*

Fiscal Year	All Ages	Percent of Total				Percent of Total by Initiator Type			Percent Change for:			
		<18	18-24	25-64	65+	Law Enforcement	Health Professional	Ex-Parte	1 Year		5 Years	
									BA Exams FY22/23 to FY23/24	Pop* 2022 to 2023	BA Exams FY19/20 to FY23/24	Pop* 2019 to 2023
2023-2024	4,039	22.44%	12.35%	57.34%	7.00%	45.70%	49.27%	5.08%	-2.60%	2.97%	-32.76%	15.64%
2022-2023	4,147	25.49%	11.31%	56.21%	6.58%	48.40%	46.39%	5.21%				
2021-2022	4,166	28.13%	11.52%	53.86%	5.86%	50.46%	44.14%	5.40%				
2020-2021	4,999	27.03%	12.34%	53.57%	6.06%	53.95%	41.09%	4.96%				
2019-2020	6,007	23.76%	12.40%	55.79%	7.21%	55.48%	40.89%	3.63%				

*Population estimates are available by calendar year only. For example, 2023 population estimates were used for FY 2023-2024, and so on.

County: Pinellas



This county page can be compared to the counts in the Florida Statewide Totals on [page 47](#). Pinellas County is in the Department’s SunCoast region and Florida Judicial Circuit 6. Central Florida Behavioral Health Network is the Managing Entity for Pinellas County. In Fiscal Year 2023-2024 there were 8,666 involuntary examinations for 979,894 residents of Pinellas County.

Involuntary Examination Level Analyses

The majority of Pinellas County residents who received an involuntary examination were seen at Personal Enrichment Through Mental Health Services (22.24%), Largo Medical Center Indian Rocks- HCA Florida Largo West Hospital (14.86%), St. Anthony’s Hospital (13.64%), Mease Dunedin Hospital (11.69%), Windmoor Healthcare of Clearwater (8.83%), and Morton Plant Hospital (7.88%).

Physicians (who are not Psychiatrists) (62.78%) were the most common health professionals to initiate involuntary examinations, followed by Mental Health Counselors (11.92%), Physician Assistants (9.22%), Clinical Social Workers (6.80%), Psychiatrists (3.95%), Psychiatric Nurses (3.92%), Clinical Psychologists (1.30%), and Marriage and Family Therapists (<1%).

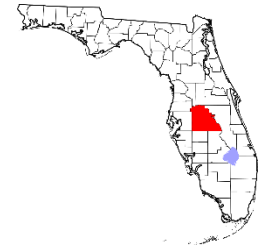
Information about involuntary examinations of Pinellas County residents for five years is shown in Table A.

Table A: Involuntary Examinations: Residents of Pinellas County for Five Years*

Fiscal Year	All Ages	Percent of Total				Percent of Total by Initiator Type			Percent Change for:			
		<18	18-24	25-64	65+	Law Enforcement	Health Professional	Ex-Parte	1 Year		5 Years	
									BA Exams FY22/23 to FY23/24	Pop* 2022 to 2023	BA Exams FY19/20 to FY23/24	Pop* 2019 to 2023
2023-2024	8,666	17.93%	10.34%	61.91%	8.85%	51.40%	45.29%	3.35%	6.20%	0.97%	-24.52%	0.03%
2022-2023	8,160	21.33%	10.05%	59.78%	8.09%	51.88%	44.95%	3.19%				
2021-2022	8,275	20.42%	10.33%	60.10%	8.18%	50.68%	46.08%	3.24%				
2020-2021	10,161	20.34%	10.71%	60.78%	7.45%	53.86%	43.73%	2.41%				
2019-2020	11,481	18.79%	10.73%	61.40%	8.39%	53.09%	45.18%	1.73%				

*Population estimates are available by calendar year only. For example, 2023 population estimates were used for FY 2023-2024, and so on.

County: Polk



This county page can be compared to the counts in the Florida Statewide Totals on [page 47](#). Polk County is in the Department’s Central region and Florida Judicial Circuit 10. Central Florida Behavioral Health Network is the Managing Entity for Polk County. In Fiscal Year 2023-2024 there were 7,383 involuntary examinations for 791,685 residents of Polk County.

Involuntary Examination Level Analyses

The majority of Polk County residents who received an involuntary examination were seen at Lakeland Regional Medical Center (25.84%), Peace River Center (18.19%), Winter Haven Hospital (17.87%), and Peace River Center- Lakeland (17.74%).

Physicians (who are not Psychiatrists) (80.10%) were the most common health professionals to initiate involuntary examinations, followed by Mental Health Counselors (7.40%), Clinical Social Workers (4.71%), Psychiatrists (3.32%), Psychiatric Nurses (2.15%), Physician Assistants (1.84%), Clinical Psychologists (<1%), and Marriage and Family Therapists (<1%).

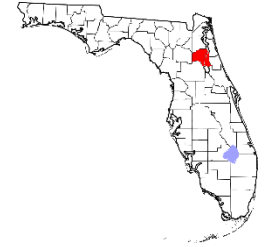
Information about involuntary examinations of Polk County residents for five years is shown in Table A.

Table A: Involuntary Examinations: Residents of Polk County for Five Years*

Fiscal Year	All Ages	Percent of Total				Percent of Total by Initiator Type			Percent Change for:			
		<18	18-24	25-64	65+	Law Enforcement	Health Professional	Ex-Parte	1 Year		5 Years	
									BA Exams FY22/23 to FY23/24	Pop* 2022 to 2023	BA Exams FY19/20 to FY23/24	Pop* 2019 to 2023
2023-2024	7,383	24.00%	12.59%	57.46%	4.20%	68.74%	30.23%	1.10%	12.68%	2.46%	-9.32%	14.94%
2022-2023	6,552	28.21%	12.39%	53.30%	4.96%	69.86%	29.08%	1.07%				
2021-2022	6,331	25.78%	12.43%	54.95%	5.81%	67.86%	31.01%	1.14%				
2020-2021	7,491	24.23%	13.28%	54.67%	6.13%	67.57%	31.58%	0.84%				
2019-2020	8,142	23.87%	13.21%	54.69%	6.83%	65.90%	33.32%	0.77%				

*Population estimates are available by calendar year only. For example, 2023 population estimates were used for FY 2023-2024, and so on.

County: Putnam



This county page can be compared to the counts in the Florida Statewide Totals on [page 47](#). Putnam County is in the Department's Northeast region and Florida Judicial Circuit 7. Lutheran Services Florida is the Managing Entity for Putnam County. In Fiscal Year 2023-2024 there were 532 involuntary examinations for 74,579 residents of Putnam County.

Involuntary Examination Level Analyses

The majority of Putnam County residents who received an involuntary examination were seen at Flagler Hospital (32.33%), Meridian Behavioral Health Care - Gainesville (15.41%), North Florida Regional Medical Center- HCA Florida North Florida Hospital (10.71%), and UF Health Psychiatric Hospital - Shands Psychiatric Hospital (7.89%).

Physicians (who are not Psychiatrists) (67.33%) were the most common health professionals to initiate involuntary examinations, followed by Mental Health Counselors (16.73%), Clinical Social Workers (6.37%), Psychiatrists (4.38%), Psychiatric Nurses (2.79%), Physician Assistants (1.20%), Marriage and Family Therapists (<1%), and Clinical Psychologists (<1%).

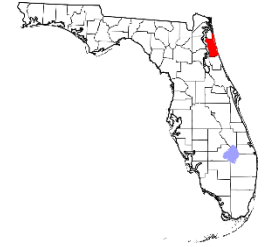
Information about involuntary examinations of Putnam County residents for five years is shown in Table A.

Table A: Involuntary Examinations: Residents of Putnam County for Five Years*

Fiscal Year	All Ages	Percent of Total				Percent of Total by Initiator Type			Percent Change for:			
		<18	18-24	25-64	65+	Law Enforcement	Health Professional	Ex-Parte	1 Year		5 Years	
									BA Exams FY22/23 to FY23/24	Pop* 2022 to 2023	BA Exams FY19/20 to FY23/24	Pop* 2019 to 2023
2023-2024	532	19.55%	9.59%	64.47%	5.45%	46.80%	47.18%	6.02%	-18.15%	0.85%	-4.49%	2.15%
2022-2023	650	25.23%	8.62%	58.62%	6.77%	50.46%	44.15%	5.38%				
2021-2022	498	27.71%	9.84%	58.03%	2.61%	58.23%	39.76%	2.01%				
2020-2021	551	32.12%	9.07%	52.99%	5.08%	52.99%	43.92%	3.09%				
2019-2020	557	25.85%	12.57%	53.68%	7.18%	45.06%	52.24%	2.69%				

*Population estimates are available by calendar year only. For example, 2023 population estimates were used for FY 2023-2024, and so on.

County: Saint Johns



This county page can be compared to the counts in the Florida Statewide Totals on [page 47](#). Saint Johns County is in the Department’s Northeast region and Florida Judicial Circuit 7. Lutheran Services Florida is the Managing Entity for Saint Johns County. In Fiscal Year 2023-2024 there were 1,078 involuntary examinations for 309,560 residents of Saint Johns County.

Involuntary Examination Level Analyses

The majority of Saint Johns County residents who received an involuntary examination were seen at Flagler Hospital (49.91%), Southern Baptist Hospital of Florida - Baptist Medical Center Jacksonville (14.94%), and River Point Behavioral Health (11.32%).

Physicians (who are not Psychiatrists) (60.49%) were the most common health professionals to initiate involuntary examinations, followed by Mental Health Counselors (23.63%), Psychiatrists (5.91%), Psychiatric Nurses (4.48%), Clinical Social Workers (3.46%), Physician Assistants (1.43%), Marriage and Family Therapists (<1%), and Clinical Psychologists (<1%).

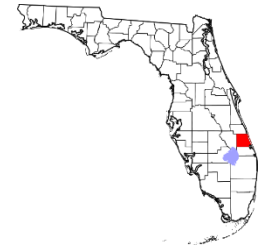
Information about involuntary examinations of Saint Johns County residents for five years is shown in Table A.

Table A: Involuntary Examinations: Residents of Saint Johns County for Five Years*

Fiscal Year	All Ages	Percent of Total				Percent of Total by Initiator Type			Percent Change for:			
		<18	18-24	25-64	65+	Law Enforcement	Health Professional	Ex-Parte	1 Year		5 Years	
									BA Exams FY22/23 to FY23/24	Pop* 2022 to 2023	BA Exams FY19/20 to FY23/24	Pop* 2019 to 2023
2023-2024	1,078	20.48%	15.57%	54.03%	9.36%	47.77%	45.55%	6.77%	-0.37%	3.25%	3.06%	23.96%
2022-2023	1,082	17.56%	14.79%	58.04%	9.06%	47.87%	46.03%	6.10%				
2021-2022	1,111	16.92%	14.22%	58.87%	9.63%	44.37%	48.87%	6.75%				
2020-2021	1,130	19.20%	16.28%	54.51%	8.85%	43.27%	50.71%	6.02%				
2019-2020	1,046	18.55%	14.24%	56.88%	9.37%	47.23%	49.43%	3.35%				

*Population estimates are available by calendar year only. For example, 2023 population estimates were used for FY 2023-2024, and so on.

County: Saint Lucie



This county page can be compared to the counts in the Florida Statewide Totals on [page 47](#). Saint Lucie County is in the Department’s Southeast region and Florida Judicial Circuit 19. Southeast Florida Behavioral Health Network is the Managing Entity for Saint Lucie County. In Fiscal Year 2023-2024 there were 3,201 involuntary examinations for 360,957 residents of Saint Lucie County.

Involuntary Examination Level Analyses

The majority of Saint Lucie County residents who received an involuntary examination were seen at Lawnwood Regional Medical Center- HCA Florida Lawnwood Hospital (38.52%), New Horizons of the Treasure Coast (30.33%), and Coral Shores Behavioral Health (20.74%).

Physicians (who are not Psychiatrists) (70.98%) were the most common health professionals to initiate involuntary examinations, followed by Mental Health Counselors (11.32%), Clinical Social Workers (8.91%), Physician Assistants (3.22%), Psychiatric Nurses (2.54%), Psychiatrists (2.41%), Marriage and Family Therapists (<1%), and Clinical Psychologists (<1%).

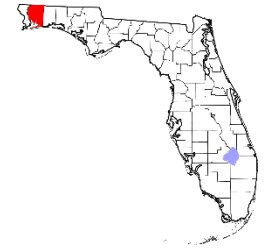
Information about involuntary examinations of Saint Lucie County residents for five years is shown in Table A.

Table A: Involuntary Examinations: Residents of Saint Lucie County for Five Years*

Fiscal Year	All Ages	Percent of Total				Percent of Total by Initiator Type			Percent Change for:			
		<18	18-24	25-64	65+	Law Enforcement	Health Professional	Ex-Parte	1 Year		5 Years	
									BA Exams FY22/23 to FY23/24	Pop* 2022 to 2023	BA Exams FY19/20 to FY23/24	Pop* 2019 to 2023
2023-2024	3,201	20.32%	13.52%	59.26%	5.56%	47.49%	50.48%	2.09%	5.30%	2.73%	-11.94%	16.79%
2022-2023	3,040	20.53%	13.85%	60.39%	4.84%	48.95%	49.54%	1.51%				
2021-2022	2,915	26.79%	12.69%	55.99%	3.81%	48.03%	50.43%	1.54%				
2020-2021	3,001	25.16%	13.80%	56.08%	4.57%	48.98%	48.42%	2.60%				
2019-2020	3,635	21.53%	12.18%	60.23%	5.84%	46.33%	51.05%	2.62%				

*Population estimates are available by calendar year only. For example, 2023 population estimates were used for FY 2023-2024, and so on.

County: Santa Rosa



This county page can be compared to the counts in the Florida Statewide Totals on [page 47](#). Santa Rosa County is in the Department's Northwest region and Florida Judicial Circuit 1. Big Bend Community Based Care d/b/a NWF Health Network is the Managing Entity for Santa Rosa County. In Fiscal Year 2023-2024 there were 918 involuntary examinations for 202,197 residents of Santa Rosa County.

Involuntary Examination Level Analyses

The majority of Santa Rosa County residents who received an involuntary examination were seen at Baptist Hospital Behavioral Medicine (49.67%), HCA Florida West Hospital (31.15%), and Fort Walton Beach Medical Center - HCA FL Fort Walton-Destin Hospital (14.16%).

Physicians (who are not Psychiatrists) (66.60%) were the most common health professionals to initiate involuntary examinations, followed by Mental Health Counselors (20.43%), Physician Assistants (5.32%), Psychiatric Nurses (4.68%), Clinical Social Workers (1.70%), Psychiatrists (1.06%), Clinical Psychologists (<1%), and Marriage and Family Therapists (<1%).

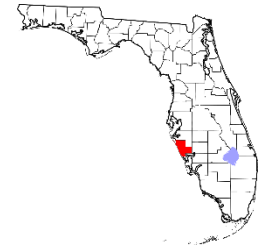
Information about involuntary examinations of Santa Rosa County residents for five years is shown in Table A.

Table A: Involuntary Examinations: Residents of Santa Rosa County for Five Years*

Fiscal Year	All Ages	Percent of Total				Percent of Total by Initiator Type			Percent Change for:			
		<18	18-24	25-64	65+	Law Enforcement	Health Professional	Ex-Parte	1 Year		5 Years	
									BA Exams FY22/23 to FY23/24	Pop* 2022 to 2023	BA Exams FY19/20 to FY23/24	Pop* 2019 to 2023
2023-2024	918	28.65%	12.97%	53.08%	4.86%	42.81%	51.31%	6.64%	-12.99%	2.74%	-3.27%	12.41%
2022-2023	1,055	32.61%	13.46%	47.77%	5.59%	42.37%	52.51%	5.12%				
2021-2022	1,072	30.22%	14.46%	49.72%	5.22%	39.27%	57.28%	3.45%				
2020-2021	983	35.71%	12.61%	46.19%	5.39%	43.44%	53.71%	2.85%				
2019-2020	949	30.14%	13.80%	49.42%	6.11%	47.42%	49.21%	3.37%				

*Population estimates are available by calendar year only. For example, 2023 population estimates were used for FY 2023-2024, and so on.

County: Sarasota



This county page can be compared to the counts in the Florida Statewide Totals on [page 47](#). Sarasota County is in the Department’s SunCoast region and Florida Judicial Circuit 12. Central Florida Behavioral Health Network is the Managing Entity for Sarasota County. In Fiscal Year 2023-2024 there were 3,979 involuntary examinations for 462,728 residents of Sarasota County.

Involuntary Examination Level Analyses

The majority of Sarasota County residents who received an involuntary examination were seen at Bayside Center for Behavioral Health at Sarasota Memorial (43.88%), First Step of Sarasota (32.17%), North Tampa Behavioral Health (8.07%), and Park Royal Hospital (5.25%).

Physicians (who are not Psychiatrists) (70.52%) were the most common health professionals to initiate involuntary examinations, followed by Clinical Social Workers (8.64%), Psychiatrists (6.94%), Mental Health Counselors (6.64%), Psychiatric Nurses (3.09%), Marriage and Family Therapists (2.11%), Physician Assistants (2.01%), and Clinical Psychologists (<1%).

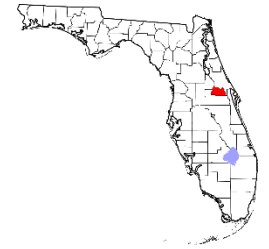
Information about involuntary examinations of Sarasota County residents for five years is shown in Table A.

Table A: Involuntary Examinations: Residents of Sarasota County for Five Years*

Fiscal Year	All Ages	Percent of Total				Percent of Total by Initiator Type			Percent Change for:			
		<18	18-24	25-64	65+	Law Enforcement	Health Professional	Ex-Parte	1 Year		5 Years	
									BA Exams FY22/23 to FY23/24	Pop* 2022 to 2023	BA Exams FY19/20 to FY23/24	Pop* 2019 to 2023
2023-2024	3,979	16.86%	10.66%	61.07%	10.58%	44.56%	48.86%	6.58%	8.69%	2.83%	7.16%	8.37%
2022-2023	3,661	17.86%	10.79%	62.06%	8.82%	49.33%	46.90%	3.77%				
2021-2022	3,661	21.72%	9.75%	59.00%	8.90%	51.82%	44.17%	4.02%				
2020-2021	3,916	21.81%	11.01%	57.41%	8.94%	52.71%	43.69%	3.60%				
2019-2020	3,713	22.55%	9.00%	57.79%	10.13%	52.37%	45.02%	2.61%				

*Population estimates are available by calendar year only. For example, 2023 population estimates were used for FY 2023-2024, and so on.

County: Seminole



This county page can be compared to the counts in the Florida Statewide Totals on [page 47](#). Seminole County is in the Department's Central region and Florida Judicial Circuit 18. Central Florida Cares Health System is the Managing Entity for Seminole County. In Fiscal Year 2023-2024 there were 2,706 involuntary examinations for 491,029 residents of Seminole County.

Involuntary Examination Level Analyses

The majority of Seminole County residents who received an involuntary examination were seen at University Behavioral Center (23.50%), Orlando Health- South Seminole Hospital (18.63%), Central Florida Behavioral Hospital (13.53%), Advent Health System (13.08%), Aspire Health Partners (Seminole Behavioral Healthcare) (9.09%), and Aspire Health Partners (7.35%).

Physicians (who are not Psychiatrists) (61.44%) were the most common health professionals to initiate involuntary examinations, followed by Psychiatrists (16.35%), Mental Health Counselors (9.26%), Clinical Social Workers (5.01%), Physician Assistants (3.78%), Psychiatric Nurses (3.31%), Clinical Psychologists (<1%), and Marriage and Family Therapists (<1%).

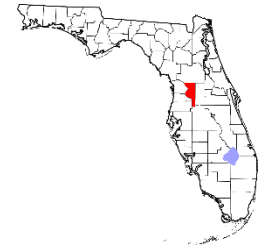
Information about involuntary examinations of Seminole County residents for five years is shown in Table A.

Table A: Involuntary Examinations: Residents of Seminole County for Five Years*

Fiscal Year	All Ages	Percent of Total				Percent of Total by Initiator Type			Percent Change for:			
		<18	18-24	25-64	65+	Law Enforcement	Health Professional	Ex-Parte	1 Year		5 Years	
									BA Exams FY22/23 to FY23/24	Pop* 2022 to 2023	BA Exams FY19/20 to FY23/24	Pop* 2019 to 2023
2023-2024	2,706	22.54%	15.04%	54.66%	6.76%	58.57%	39.10%	2.33%	-6.75%	1.16%	-7.17%	3.86%
2022-2023	2,902	26.43%	15.54%	52.07%	5.24%	59.44%	38.53%	2.03%				
2021-2022	3,132	27.30%	15.84%	51.50%	4.63%	61.02%	36.81%	2.17%				
2020-2021	3,123	25.74%	14.22%	53.86%	4.71%	56.42%	41.66%	1.92%				
2019-2020	2,915	22.10%	14.88%	56.19%	5.64%	58.11%	39.79%	2.10%				

*Population estimates are available by calendar year only. For example, 2023 population estimates were used for FY 2023-2024, and so on.

County: Sumter



This county page can be compared to the counts in the Florida Statewide Totals on [page 47](#). Sumter County is in the Department's Central region and Florida Judicial Circuit 5. Lutheran Services Florida is the Managing Entity for Sumter County. In Fiscal Year 2023-2024 there were 414 involuntary examinations for 148,733 residents of Sumter County.

Involuntary Examination Level Analyses

The majority of Sumter County residents who received an involuntary examination were seen at LifeStream Behavioral Center (69.32%).

Physicians (who are not Psychiatrists) (52.78%) were the most common health professionals to initiate involuntary examinations, followed by Mental Health Counselors (24.07%), Psychiatric Nurses (9.26%), Psychiatrists (5.56%), Clinical Social Workers (4.63%), Physician Assistants (2.78%), Marriage and Family Therapists (<1%), and Clinical Psychologists (<1%).

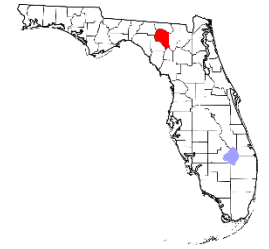
Information about involuntary examinations of Sumter County residents for five years is shown in Table A.

Table A: Involuntary Examinations: Residents of Sumter County for Five Years*

Fiscal Year	All Ages	Percent of Total				Percent of Total by Initiator Type			Percent Change for:			
		<18	18-24	25-64	65+	Law Enforcement	Health Professional	Ex-Parte	1 Year		5 Years	
									BA Exams FY22/23 to FY23/24	Pop* 2022 to 2023	BA Exams FY19/20 to FY23/24	Pop* 2019 to 2023
2023-2024	414	28.74%	8.21%	51.45%	11.35%	71.26%	26.09%	2.66%	5.88%	6.10%	-14.29%	13.85%
2022-2023	391	20.72%	10.74%	57.54%	10.49%	70.59%	27.62%	1.79%				
2021-2022	512	18.95%	10.16%	57.62%	11.72%	74.80%	21.48%	3.71%				
2020-2021	661	23.45%	11.35%	54.61%	10.14%	66.57%	30.11%	3.33%				
2019-2020	483	17.88%	9.36%	54.47%	17.26%	72.14%	25.36%	2.49%				

*Population estimates are available by calendar year only. For example, 2023 population estimates were used for FY 2023-2024, and so on.

County: Suwannee



This county page can be compared to the counts in the Florida Statewide Totals on [page 47](#). Suwannee County is in the Department's Northeast region and Florida Judicial Circuit 3. Lutheran Services Florida is the Managing Entity for Suwannee County. In Fiscal Year 2023-2024 there were 246 involuntary examinations for 45,405 residents of Suwannee County.

Involuntary Examination Level Analyses

The majority of Suwannee County residents who received an involuntary examination were seen at Meridian Behavioral Health Care - Lake City (52.44%), North Florida Regional Medical Center- HCA Florida North Florida Hospital (15.04%), UF Health Psychiatric Hospital - Shands Psychiatric Hospital (9.76%), and Meridian Behavioral Health Care - Gainesville (6.10%).

Physicians (who are not Psychiatrists) (61.54%) were the most common health professionals to initiate involuntary examinations, followed by Mental Health Counselors (25.64%), Clinical Social Workers (5.13%), Marriage and Family Therapists (2.56%), Clinical Psychologists (2.56%), Psychiatrists (1.28%), Physician Assistants (1.28%), and Psychiatric Nurses (<1%).

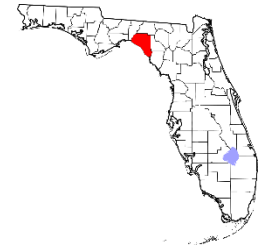
Information about involuntary examinations of Suwannee County residents for five years is shown in Table A.

Table A: Involuntary Examinations: Residents of Suwannee County for Five Years*

Fiscal Year	All Ages	Percent of Total				Percent of Total by Initiator Type			Percent Change for:			
		<18	18-24	25-64	65+	Law Enforcement	Health Professional	Ex-Parte	1 Year		5 Years	
									BA Exams FY22/23 to FY23/24	Pop* 2022 to 2023	BA Exams FY19/20 to FY23/24	Pop* 2019 to 2023
2023-2024	246	29.27%	6.91%	56.50%	6.10%	64.63%	31.71%	3.66%	-39.71%	3.01%	-38.35%	-0.17%
2022-2023	408	30.15%	12.75%	50.49%	5.64%	73.04%	25.49%	1.47%				
2021-2022	385	31.17%	13.51%	47.27%	5.71%	71.43%	27.53%	1.04%				
2020-2021	430	25.58%	10.93%	55.58%	6.98%	73.26%	24.88%	1.86%				
2019-2020	399	25.31%	9.02%	57.89%	6.02%	72.68%	26.82%	0.50%				

*Population estimates are available by calendar year only. For example, 2023 population estimates were used for FY 2023-2024, and so on.

County: Taylor



This county page can be compared to the counts in the Florida Statewide Totals on [page 47](#). Taylor County is in the Department's Northeast region and Florida Judicial Circuit 3. Big Bend Community Based Care d/b/a NWF Health Network is the Managing Entity for Taylor County. In Fiscal Year 2023-2024 there were 208 involuntary examinations for 21,778 residents of Taylor County.

Involuntary Examination Level Analyses

The majority of Taylor County residents who received an involuntary examination were seen at Eastside Psychiatric Hospital-Apalachee Center (46.15%), Apalachee Center (25.96%), Tallahassee Memorial Hospital (13.94%), and Capital Regional Medical Center- HCA FL Capital Hospital (10.10%).

Physicians (who are not Psychiatrists) (50.88%) were the most common health professionals to initiate involuntary examinations, followed by Clinical Social Workers (33.33%), Psychiatric Nurses (7.02%), Mental Health Counselors (5.26%), Psychiatrists (3.51%), Clinical Psychologists (<1%), Physician Assistants (<1%), and Marriage and Family Therapists (<1%).

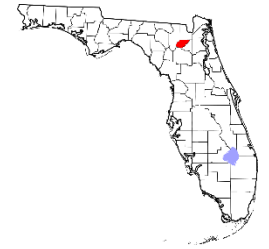
Information about involuntary examinations of Taylor County residents for five years is shown in Table A.

Table A: Involuntary Examinations: Residents of Taylor County for Five Years*

Fiscal Year	All Ages	Percent of Total				Percent of Total by Initiator Type			Percent Change for:			
		<18	18-24	25-64	65+	Law Enforcement	Health Professional	Ex-Parte	1 Year		5 Years	
									BA Exams FY22/23 to FY23/24	Pop* 2022 to 2023	BA Exams FY19/20 to FY23/24	Pop* 2019 to 2023
2023-2024	208	31.25%	8.17%	51.92%	7.69%	65.38%	27.40%	7.21%	-5.45%	6.58%	1.46%	-3.86%
2022-2023	220	29.55%	11.36%	54.55%	4.09%	67.73%	27.73%	4.55%				
2021-2022	163	36.20%	4.91%	49.69%	7.36%	58.28%	37.42%	4.29%				
2020-2021	204	36.76%	8.82%	48.53%	2.94%	63.24%	30.39%	6.37%				
2019-2020	205	17.16%	15.20%	57.84%	6.86%	61.27%	33.82%	4.90%				

*Population estimates are available by calendar year only. For example, 2023 population estimates were used for FY 2023-2024, and so on.

County: Union



This county page can be compared to the counts in the Florida Statewide Totals on [page 47](#). Union County is in the Department’s Northeast region and Florida Judicial Circuit 8. Lutheran Services Florida is the Managing Entity for Union County. In Fiscal Year 2023-2024 there were 84 involuntary examinations for 15,692 residents of Union County.

Involuntary Examination Level Analyses

The majority of Union County residents who received an involuntary examination were seen at Meridian Behavioral Health Care - Lake City (41.67%), UF Health Psychiatric Hospital - Shands Psychiatric Hospital (33.33%), and North Florida Regional Medical Center-HCA Florida North Florida Hospital (11.90%).

Physicians (who are not Psychiatrists) (51.61%) were the most common health professionals to initiate involuntary examinations, followed by Clinical Social Workers (19.35%), Mental Health Counselors (12.90%), Psychiatrists (9.68%), Psychiatric Nurses (3.23%), Physician Assistants (3.23%), Marriage and Family Therapists (<1%), and Clinical Psychologists (<1%).

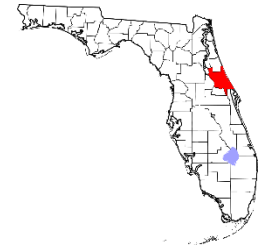
Information about involuntary examinations of Union County residents for five years is shown in Table A.

Table A: Involuntary Examinations: Residents of Union County for Five Years*

Fiscal Year	All Ages	Percent of Total				Percent of Total by Initiator Type			Percent Change for:			
		<18	18-24	25-64	65+	Law Enforcement	Health Professional	Ex-Parte	1 Year		5 Years	
									BA Exams FY22/23 to FY23/24	Pop* 2022 to 2023	BA Exams FY19/20 to FY23/24	Pop* 2022 to 2023
2023-2024	84	33.33%	10.71%	52.38%	3.57%	61.90%	36.90%	1.19%	-8.70%	0.40%	-31.15%	-1.83%
2022-2023	92	36.96%	8.70%	51.09%	3.26%	57.61%	41.30%	1.09%				
2021-2022	113	39.82%	8.85%	46.02%	1.77%	53.98%	46.02%	0.00%				
2020-2021	141	37.59%	8.51%	49.65%	4.26%	53.19%	44.68%	2.13%				
2019-2020	122	31.97%	5.74%	57.38%	3.28%	59.02%	40.16%	0.82%				

*Population estimates are available by calendar year only. For example, 2023 population estimates were used for FY 2023-2024, and so on.

County: Volusia



This county page can be compared to the counts in the Florida Statewide Totals on [page 47](#). Volusia County is in the Department's Northeast region and Florida Judicial Circuit 7. Lutheran Services Florida is the Managing Entity for Volusia County. In Fiscal Year 2023-2024 there were 4,037 involuntary examinations for 582,549 residents of Volusia County.

Involuntary Examination Level Analyses

The majority of Volusia County residents who received an involuntary examination were seen at Halifax Health Medical Center (35.97%), SMA Healthcare - Daytona Beach (23.14%), Halifax Psychiatric Center North (14.64%), and Central Florida Behavioral Hospital (7.36%).

Physicians (who are not Psychiatrists) (52.05%) were the most common health professionals to initiate involuntary examinations, followed by Mental Health Counselors (16.51%), Psychiatrists (10.82%), Physician Assistants (7.27%), Psychiatric Nurses (6.08%), Clinical Social Workers (4.34%), Marriage and Family Therapists (1.58%), and Clinical Psychologists (1.50%).

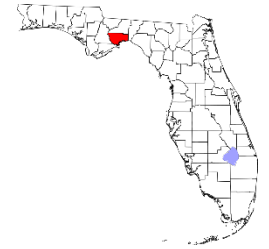
Information about involuntary examinations of Volusia County residents for five years is shown in Table A.

Table A: Involuntary Examinations: Residents of Volusia County for Five Years*

Fiscal Year	All Ages	Percent of Total				Percent of Total by Initiator Type			Percent Change for:			
		<18	18-24	25-64	65+	Law Enforcement	Health Professional	Ex-Parte	1 Year		5 Years	
									BA Exams FY22/23 to FY23/24	Pop* 2022 to 2023	BA Exams FY19/20 to FY23/24	Pop* 2019 to 2023
2023-2024	4,037	18.98%	12.84%	59.92%	7.37%	65.20%	31.41%	3.52%	-20.03%	1.51%	-11.51%	7.97%
2022-2023	5,048	20.80%	10.62%	59.85%	7.88%	70.07%	26.66%	3.27%				
2021-2022	4,600	24.41%	12.07%	55.46%	6.93%	71.30%	25.80%	2.89%				
2020-2021	5,259	21.62%	12.36%	57.71%	7.09%	67.77%	29.82%	2.41%				
2019-2020	4,562	23.10%	10.86%	57.97%	6.87%	63.54%	34.04%	2.41%				

*Population estimates are available by calendar year only. For example, 2023 population estimates were used for FY 2023-2024, and so on.

County: Wakulla



This county page can be compared to the counts in the Florida Statewide Totals on [page 47](#). Wakulla County is in the Department’s Northwest region and Florida Judicial Circuit 2. Big Bend Community Based Care d/b/a NWF Health Network is the Managing Entity for Wakulla County. In Fiscal Year 2023-2024 there were 247 involuntary examinations for 36,015 residents of Wakulla County.

Involuntary Examination Level Analyses

The majority of Wakulla County residents who received an involuntary examination were seen at Eastside Psychiatric Hospital-Apalachee Center (31.17%), Tallahassee Memorial Hospital (26.72%), Apalachee Center (23.08%), and Capital Regional Medical Center- HCA FL Capital Hospital (17.00%).

Physicians (who are not Psychiatrists) (45.65%) were the most common health professionals to initiate involuntary examinations, followed by Mental Health Counselors (13.04%), Physician Assistants (13.04%), Psychiatrists (10.87%), Clinical Social Workers (9.78%), Psychiatric Nurses (6.52%), Clinical Psychologists (1.09%), and Marriage and Family Therapists (<1%).

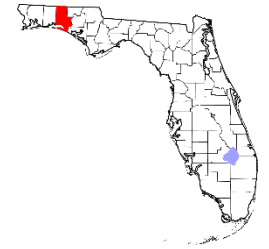
Information about involuntary examinations of Wakulla County residents for five years is shown in Table A.

Table A: Involuntary Examinations: Residents of Wakulla County for Five Years*

Fiscal Year	All Ages	Percent of Total				Percent of Total by Initiator Type			Percent Change for:			
		<18	18-24	25-64	65+	Law Enforcement	Health Professional	Ex-Parte	1 Year		5 Years	
									BA Exams FY22/23 to FY23/24	Pop* 2022 to 2023	BA Exams FY19/20 to FY23/24	Pop* 2019 to 2023
2023-2024	247	23.08%	13.77%	53.85%	8.91%	52.23%	37.25%	10.53%	1.23%	2.74%	-2.37%	11.10%
2022-2023	244	39.34%	6.97%	50.41%	3.28%	53.69%	40.16%	6.15%				
2021-2022	215	34.88%	12.56%	46.98%	4.19%	49.30%	37.67%	13.02%				
2020-2021	321	46.73%	10.59%	38.63%	2.80%	50.16%	45.17%	4.67%				
2019-2020	253	38.65%	16.33%	42.23%	1.99%	60.56%	37.85%	1.59%				

*Population estimates are available by calendar year only. For example, 2023 population estimates were used for FY 2023-2024, and so on.

County: Walton



This county page can be compared to the counts in the Florida Statewide Totals on [page 47](#). Walton County is in the Department’s Northwest region and Florida Judicial Circuit 1. Big Bend Community Based Care d/b/a NWF Health Network is the Managing Entity for Walton County. In Fiscal Year 2023-2024 there were 273 involuntary examinations for 81,968 residents of Walton County.

Involuntary Examination Level Analyses

The majority of Walton County residents who received an involuntary examination were seen at Fort Walton Beach Medical Center-HCA FL Fort Walton-Destin Hospital (58.97%), Baptist Hospital Behavioral Medicine (23.81%), and Emerald Coast Behavioral Hospital (9.52%).

Physicians (who are not Psychiatrists) (72.50%) were the most common health professionals to initiate involuntary examinations, followed by Physician Assistants (11.25%), Mental Health Counselors (8.75%), Psychiatrists (4.38%), Psychiatric Nurses (1.25%), Marriage and Family Therapists (1.25%), Clinical Social Workers (<1%), and Clinical Psychologists (<1%).

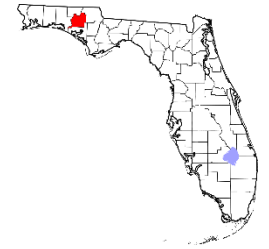
Information about involuntary examinations of Walton County residents for five years is shown in Table A.

Table A: Involuntary Examinations: Residents of Walton County for Five Years*

Fiscal Year	All Ages	Percent of Total				Percent of Total by Initiator Type			Percent Change for:			
		<18	18-24	25-64	65+	Law Enforcement	Health Professional	Ex-Parte	1 Year		5 Years	
									BA Exams FY22/23 to FY23/24	Pop* 2022 to 2023	BA Exams FY19/20 to FY23/24	Pop* 2019 to 2023
2023-2024	273	30.40%	13.19%	50.18%	5.49%	34.07%	58.61%	7.33%	-5.54%	1.26%	-15.48%	16.51%
2022-2023	289	22.84%	14.19%	56.06%	6.92%	37.37%	52.25%	10.38%				
2021-2022	269	15.24%	19.33%	59.48%	5.95%	40.89%	50.56%	8.55%				
2020-2021	301	20.93%	13.95%	60.47%	4.65%	42.86%	52.16%	4.98%				
2019-2020	323	14.24%	15.17%	62.85%	7.74%	39.94%	55.11%	4.95%				

*Population estimates are available by calendar year only. For example, 2023 population estimates were used for FY 2023-2024, and so on.

County: Washington



This county page can be compared to the counts in the Florida Statewide Totals on [page 47](#). Washington County is in the Department's Northwest region and Florida Judicial Circuit 14. Big Bend Community Based Care d/b/a NWF Health Network is the Managing Entity for Washington County. In Fiscal Year 2023-2024 there were 116 involuntary examinations for 25,871 residents of Washington County.

Involuntary Examination Level Analyses

The majority of Washington County residents who received an involuntary examination were seen at Life Management Center of Northwest Florida (47.41%), Emerald Coast Behavioral Hospital (30.17%), Fort Walton Beach Medical Center- HCA FL Fort Walton-Destin Hospital (7.76%), and River Point Behavioral Health (5.17%).

Physicians (who are not Psychiatrists) (46.88%) were the most common health professionals to initiate involuntary examinations, followed by Mental Health Counselors (31.25%), Clinical Social Workers (9.38%), Psychiatric Nurses (6.25%), Psychiatrists (3.13%), Physician Assistants (3.13%), Marriage and Family Therapists (<1%), and Clinical Psychologists (<1%).

Information about involuntary examinations of Washington County residents for five years is shown in Table A.

Table A: Involuntary Examinations: Residents of Washington County for Five Years*

Fiscal Year	All Ages	Percent of Total				Percent of Total by Initiator Type			Percent Change for:			
		<18	18-24	25-64	65+	Law Enforcement	Health Professional	Ex-Parte	1 Year		5 Years	
									BA Exams FY22/23 to FY23/24	Pop* 2022 to 2023	BA Exams FY19/20 to FY23/24	Pop* 2019 to 2023
2023-2024	116	25.86%	22.41%	43.10%	7.76%	62.93%	27.59%	9.48%	-18.31%	3.61%	-7.94%	2.07%
2022-2023	142	30.99%	14.79%	47.89%	6.34%	52.82%	38.73%	8.45%				
2021-2022	167	29.34%	19.16%	49.10%	2.40%	58.08%	34.73%	7.19%				
2020-2021	124	29.84%	11.29%	52.42%	6.45%	55.65%	38.71%	5.65%				
2019-2020	126	38.10%	9.52%	50.00%	1.59%	57.14%	38.10%	4.76%				

*Population estimates are available by calendar year only. For example, 2023 population estimates were used for FY 2023-2024, and so on.