



STATE OF FLORIDA  
Department of Military Affairs  
**Office of the Adjutant General**

St. Francis Barracks, P.O. Box 1008  
St. Augustine, Florida 32085-1008

LEGISLATIVE BUDGET REQUEST

Department of Military Affairs

St. Augustine

September 16, 2019

Chris Spencer, Policy Director  
Office of Policy and Budget  
Executive Office of the Governor  
1701 Capitol  
Tallahassee, Florida 32399-0001

Eric Pridgeon, Staff Director  
House Appropriations Committee  
221 Capitol  
Tallahassee, Florida 32399-1300

Cynthia Kynoch, Staff Director  
Senate Committee on Appropriations  
201 Capitol  
Tallahassee, Florida 32399-1300

Dear Directors:

Pursuant to Chapter 216, Florida Statutes, our Legislative Budget Request for the Department of Military Affairs is submitted in the format prescribed in the budget instructions. The information provided electronically and contained herein is a true and accurate presentation of our proposed needs for the 2020-21 Fiscal Year. This submission has been approved by Major General James O. Eifert, The Adjutant General.

Sincerely,

MICHAEL TAD WARFEL  
COL, IN  
Quartermaster  
Florida Department of Military Affairs

# Department of Military Affairs

## Exhibits and Schedules

- Schedule IV-B ~ IT Projects ~ Not Applicable to DMA
- Schedule IV-C ~ Recurring IT Budget Planning ~ Not Used in FY20 LBR
- Schedule VI ~ Detail of Debt Service ~ Not Applicable to DMA
- Schedule VII ~ Agency Litigation Inventory ~ Included
- Schedule IX ~ Major Audit Findings ~ Not Applicable to DMA
- Schedule X ~ Organizational Structure ~ Included
- Schedule XI ~ Agency Level Unit Cost ~ Included
- Schedule XII ~ Outsourcing or Privatization ~ Not Applicable to DMA
- Schedule XIII ~ Proposed Consolidated . . . ~ Not Applicable to DMA
- Schedule XIV ~ Variance - Long Range Outlook ~ Due at a later date
- Schedule XV ~ Contract Reporting ~ Not Applicable to DMA
- Technical Checklist ~ Included

## Schedule VII: Agency Litigation Inventory

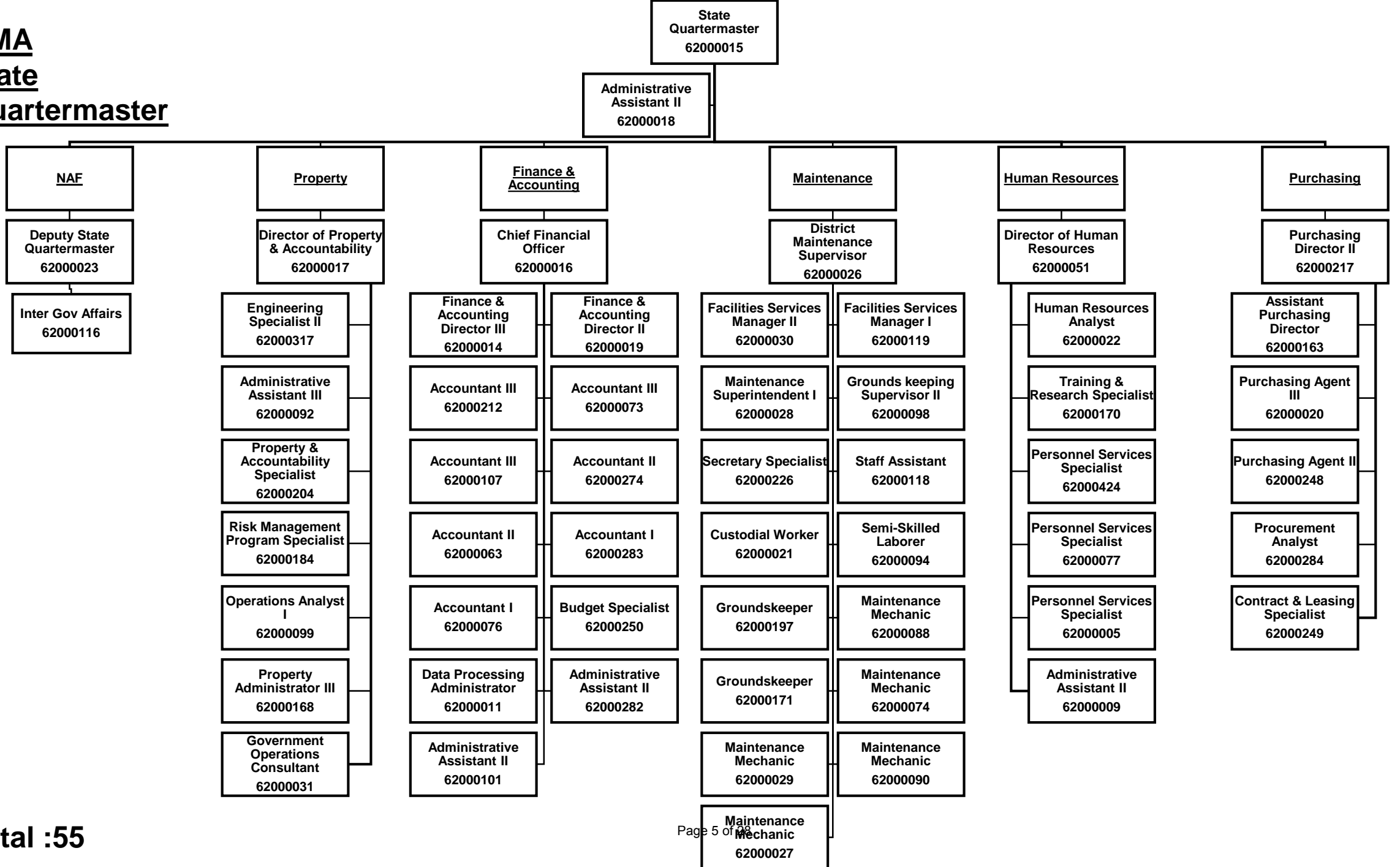
*For directions on completing this schedule, please see the “Legislative Budget Request (LBR) Instructions” located on the Governor’s website.*

<b>Agency:</b>	<b>Department of Military Affairs</b>		
<b>Contact Person:</b>	Edward Bouza	<b>Phone Number:</b>	904-823-0203
<b>Names of the Case: (If no case name, list the names of the plaintiff and defendant.)</b>	The Department does not have any pending litigation that would require additional appropriation in excess of \$500,000		
<b>Court with Jurisdiction:</b>			
<b>Case Number:</b>			
<b>Summary of the Complaint:</b>			
<b>Amount of the Claim:</b>	\$		
<b>Specific Statutes or Laws (including GAA) Challenged:</b>			
<b>Status of the Case:</b>			
<b>Who is representing (of record) the state in this lawsuit? Check all that apply.</b>		Agency Counsel	
		Office of the Attorney General or Division of Risk Management	
		Outside Contract Counsel	
<b>If the lawsuit is a class action (whether the class is certified or not), provide the name of the firm or firms representing the plaintiff(s).</b>			

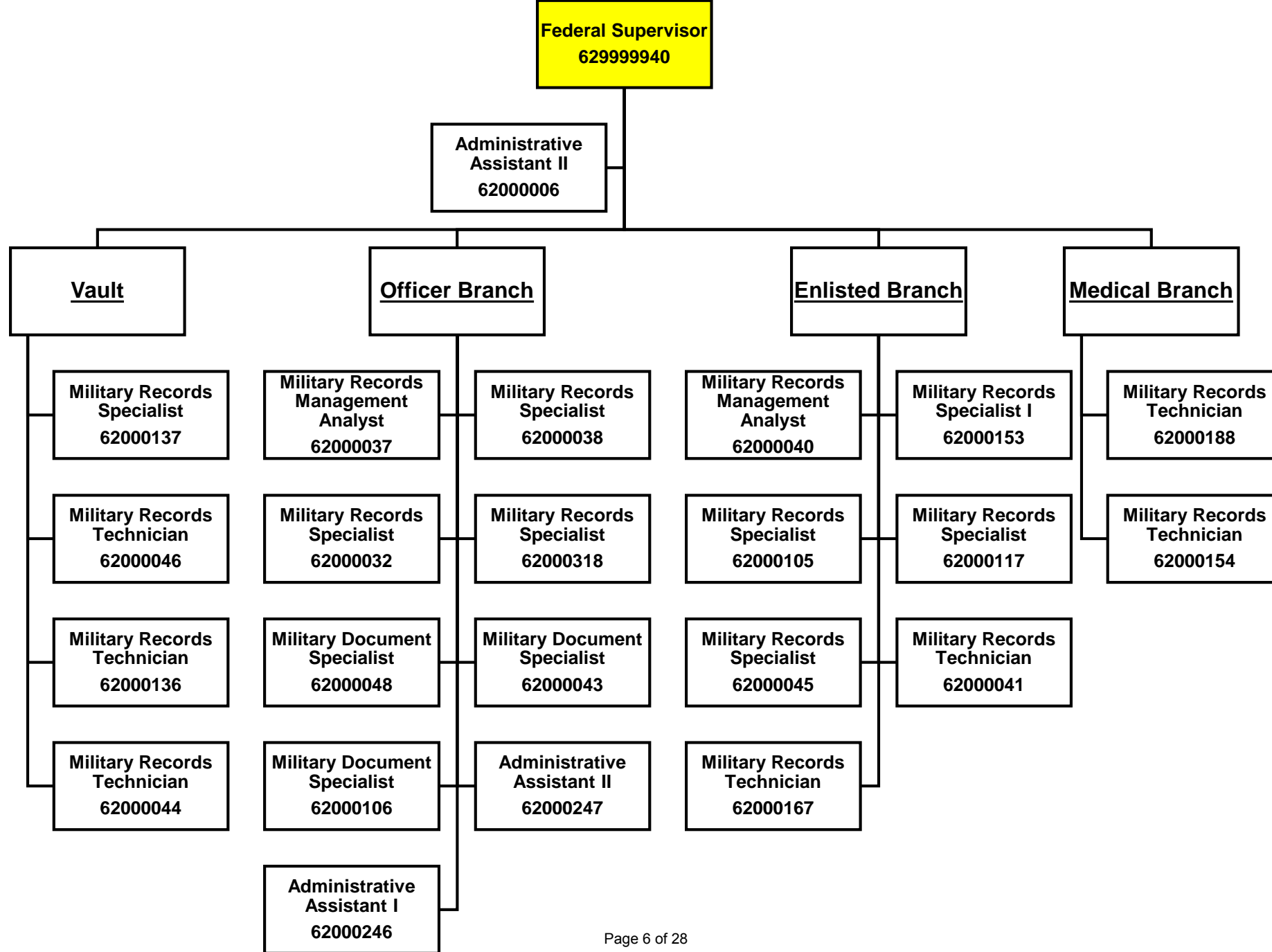
# Schedule X

## Organizational Structure

# DMA State Quartermaster



Total :55



**Total:23**

# DMA Construction & Facility Maintenance Office

**Federal Supervisor**  
62999917

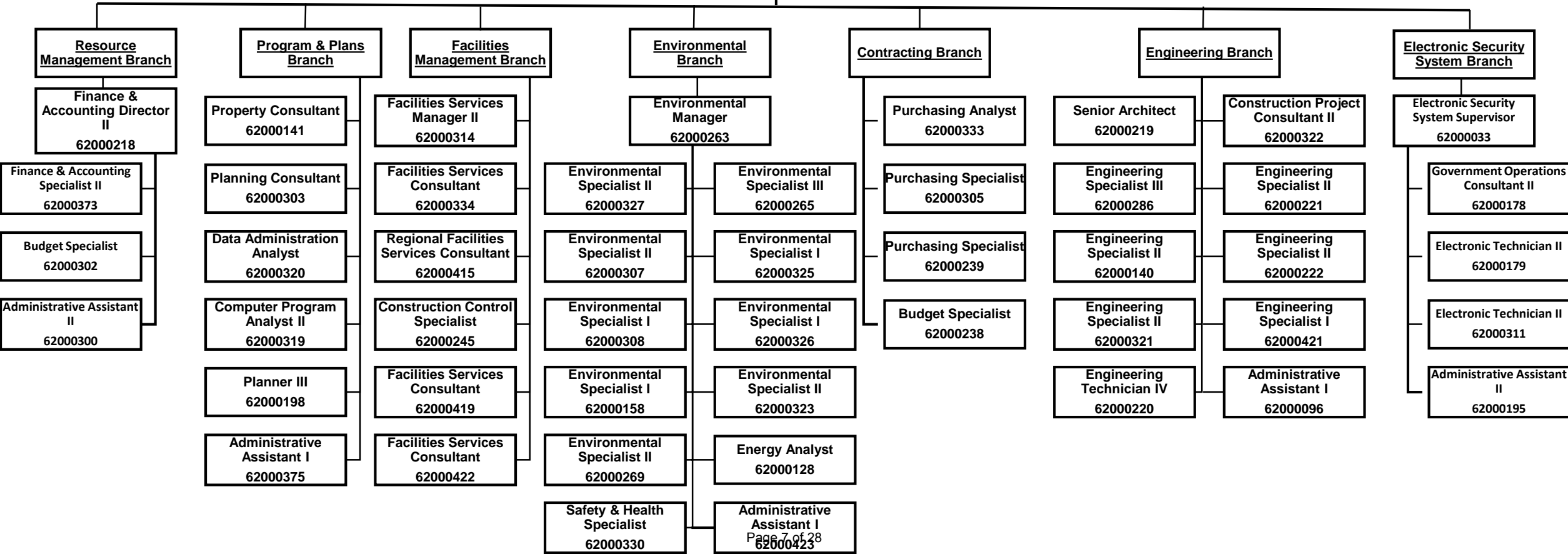
**Executive Secretary**  
62000108

**Deputy CFMO**  
62000035

**Government Operations Consultant**  
62000189

**Government Analyst II**  
62000336

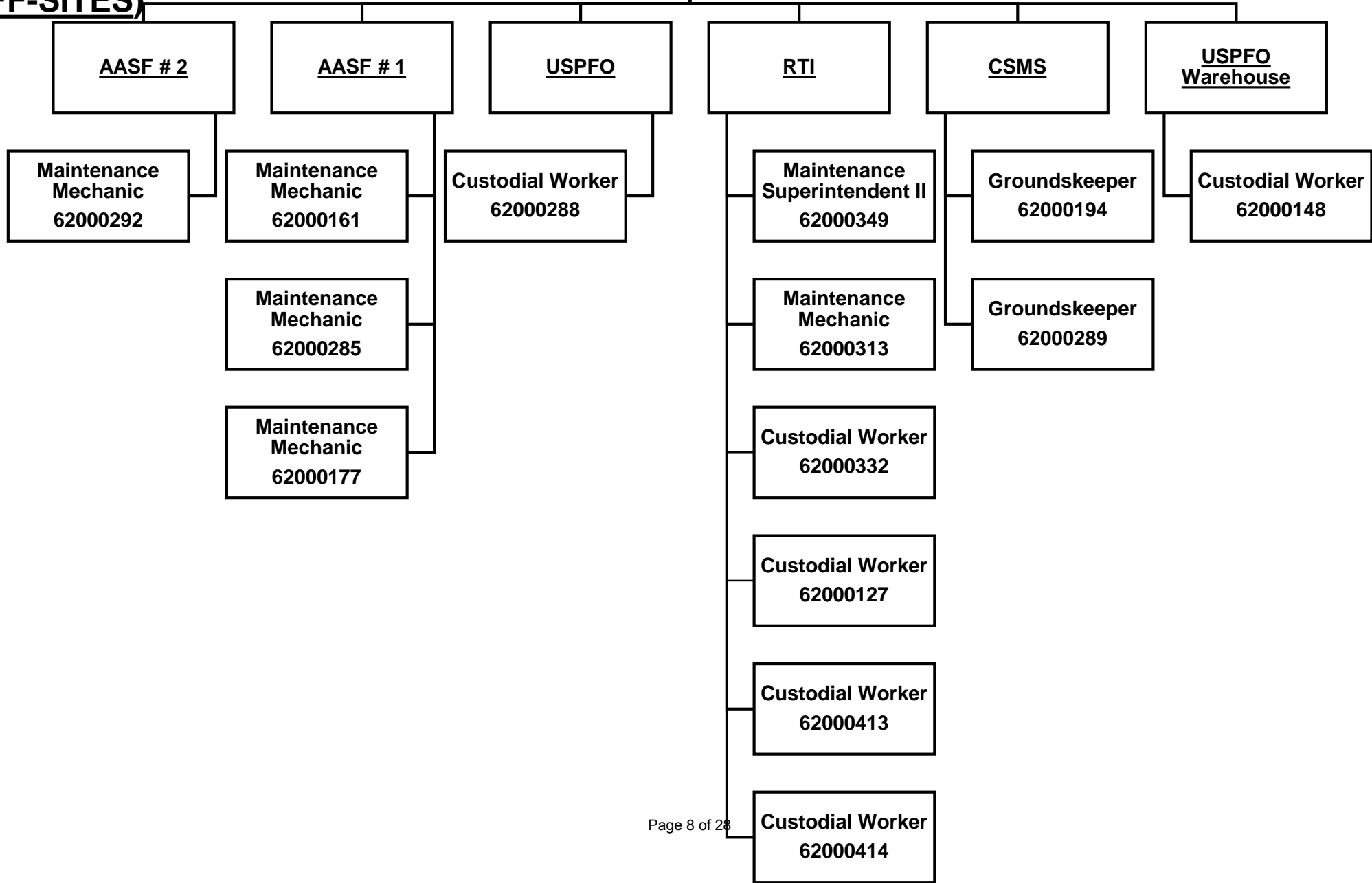
**Government Analyst I**  
62000276



**Total: 53**

**DMA**  
**Construction & Facility Management**  
**Office (OFF-SITES)**

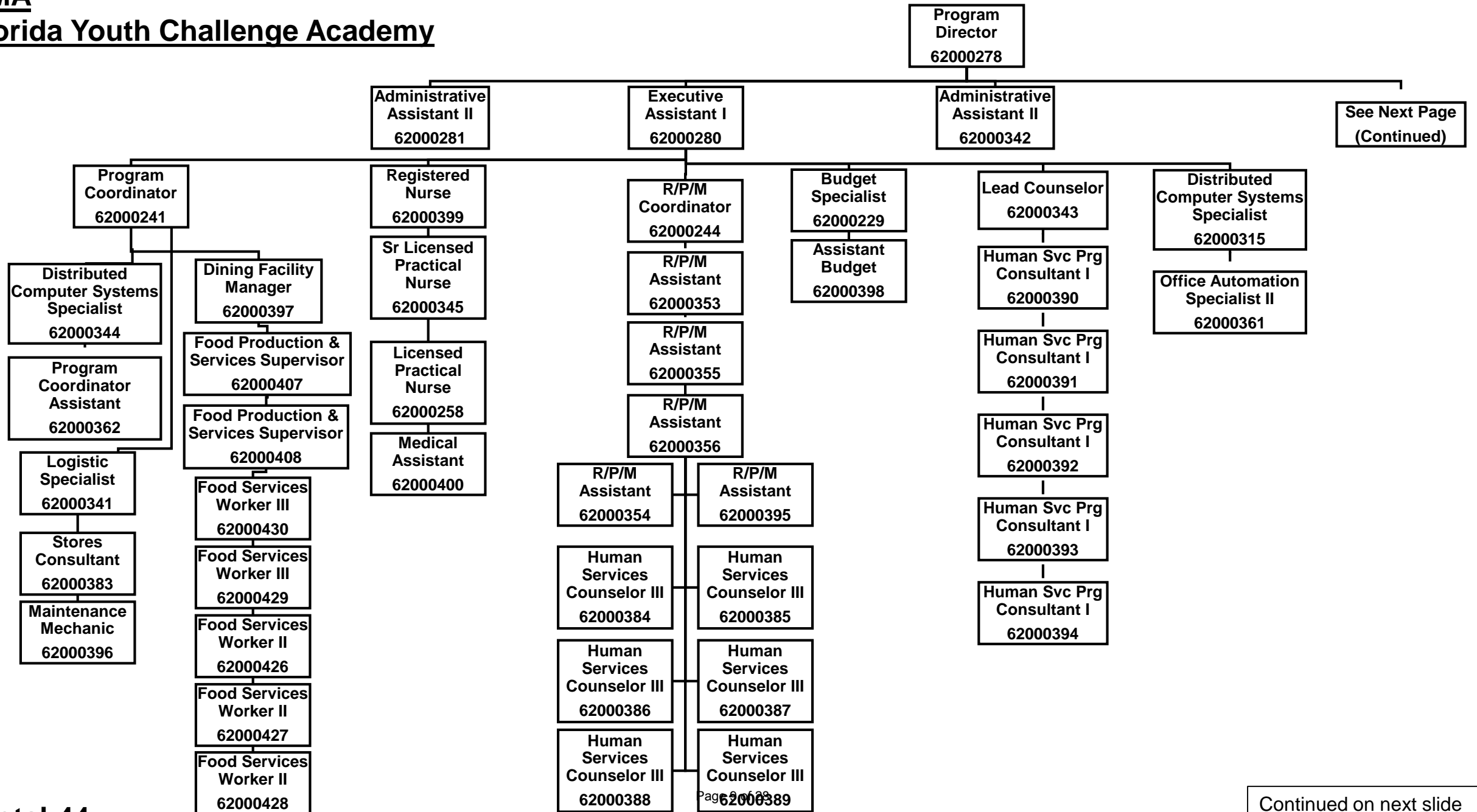
**Federal  
Supervisor  
62999917**



**Total: 14**



**Florida Youth Challenge Academy**



**Total:44**

Continued on next slide

**DMA**  
**Florida Youth Challenge Academy**

Executive Assistant I  
62000279

Cadre Staff Supervisor Assistant  
62000425

Human Services Prog Supv  
II  
62000401

Human Services Prog Supv  
II  
62000402

Human Services Prog Supv  
II  
62000403

Human Services Prog Supv  
II  
62000404

Human Services Prog Supv  
II  
62000405

Human Services Prog Supv  
II  
62000406

Cadre Team Leader  
62000360

Cadre Team Leader  
62000359

Cadre Team Leader  
62000358

Cadre Team Leader  
62000357

Residential Instructor  
62000450

Residential Instructor  
62000453

Residential Instructor  
62000443

Residential Instructor  
62000448

Residential Instructor  
62000445

Residential Instructor  
62000444

Residential Instructor  
62000441

Residential Instructor  
62000438

Residential Instructor  
62000451

Residential Instructor  
62000449

Residential Instructor  
62000431

Residential Instructor  
62000434

Residential Instructor  
62000437

Residential Instructor  
62000440

Residential Instructor  
62000439

Residential Instructor  
62000452

Residential Instructor  
62000456

Residential Instructor  
62000446

Residential Instructor  
62000432

Residential Instructor  
62000435

Residential Instructor  
62000455

Residential Instructor  
62000433

Residential Instructor  
62000458

Residential Instructor  
62000436

Residential Instructor  
62000459

Residential Instructor  
62000442

Residential Instructor  
62000454

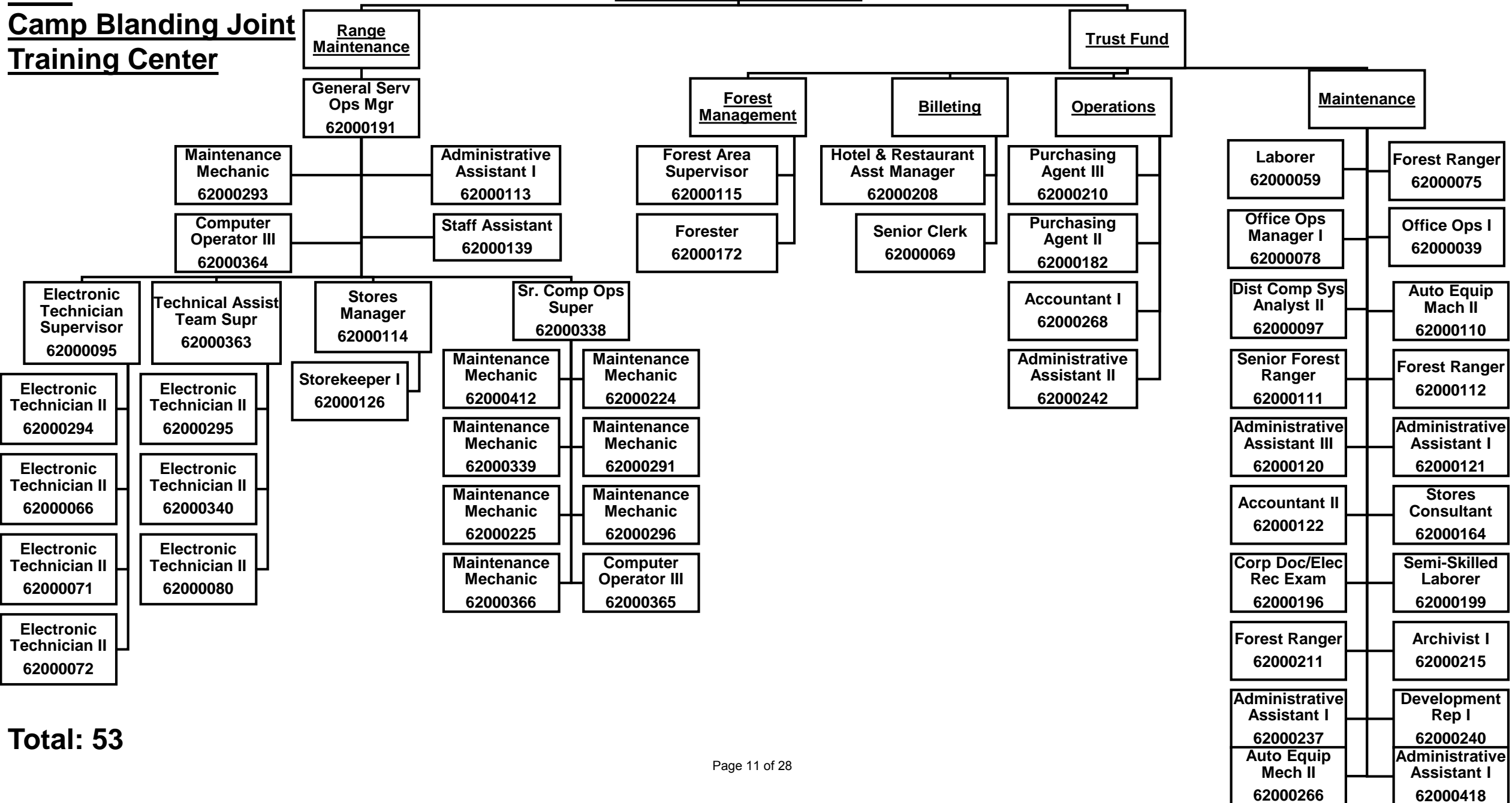
Residential Instructor  
62000447

Residential Instructor  
62000457

**Total: 41**  
**Grand Total: 85**

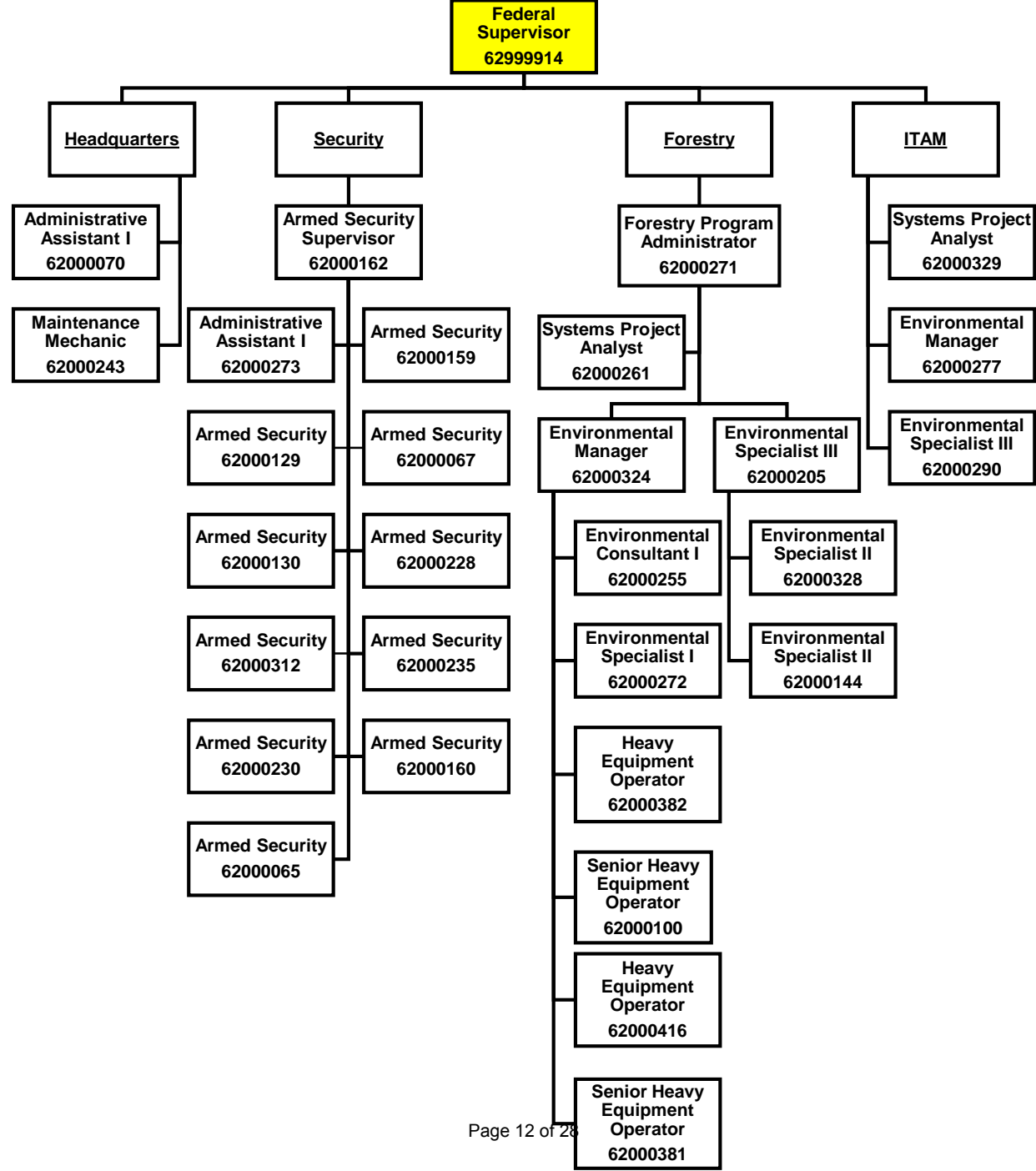
**DMA**  
**Camp Blanding Joint**  
**Training Center**

**Federal Supervisor**



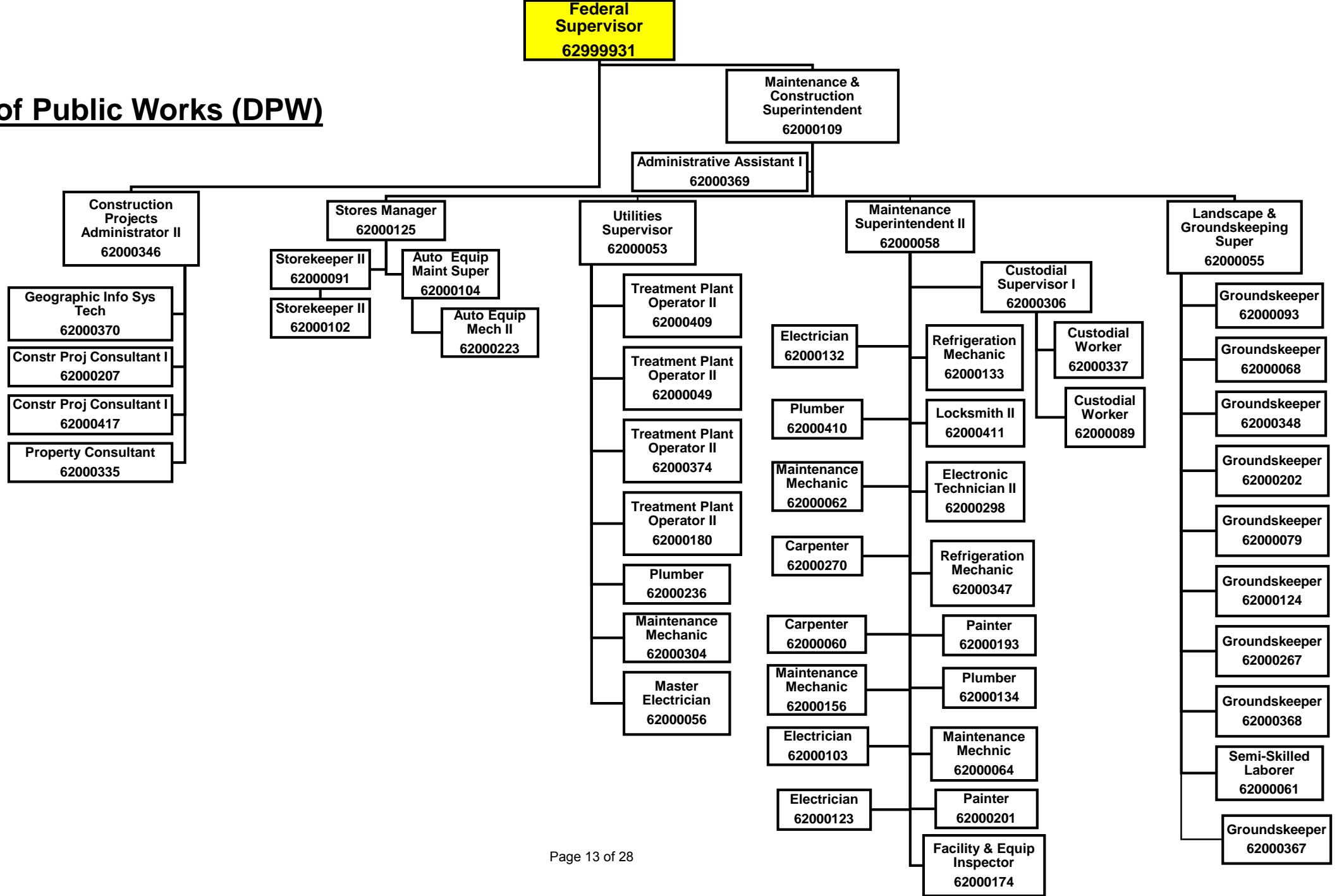
**Total: 53**

**DMA**  
**Camp Blanding Joint**  
**Training Center**



**Total: 29**  
**Grand Total: 81**

**DMA**  
**CBJTC**  
**Directorate of Public Works (DPW)**

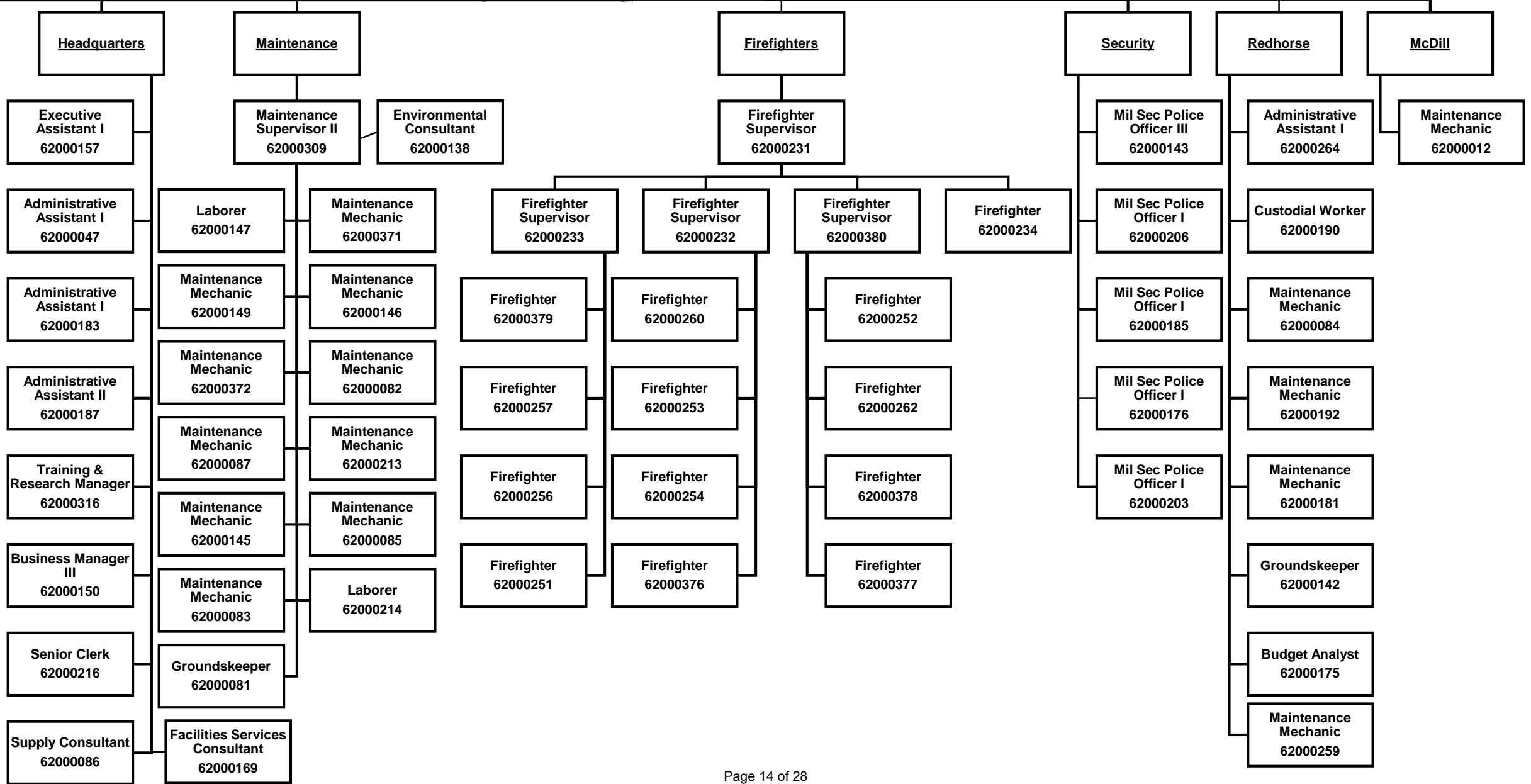


**Total: 52**

# DMA

## Florida Air National Guard 125<sup>th</sup> Fighter Wing

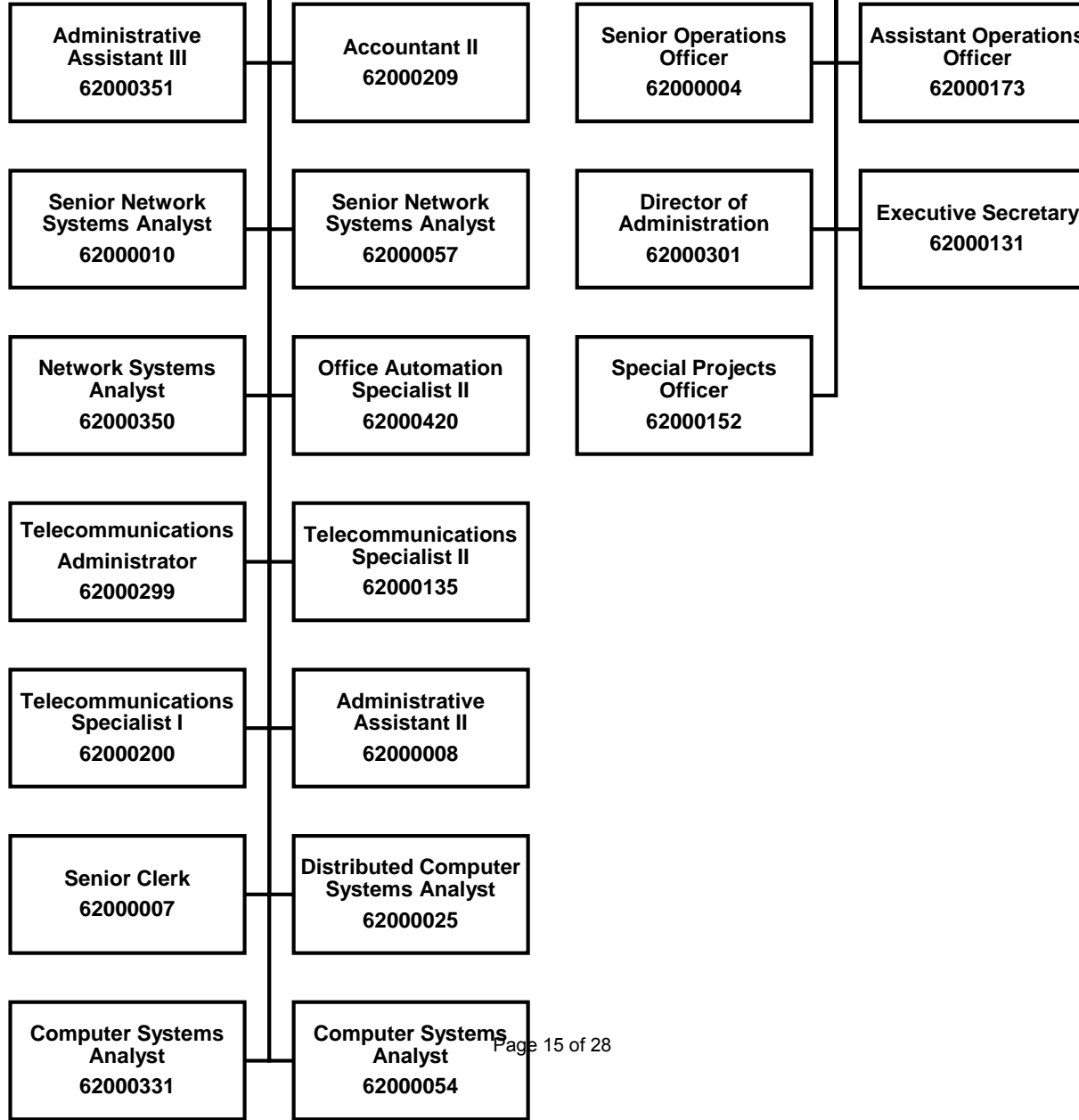
Federal Supervisor



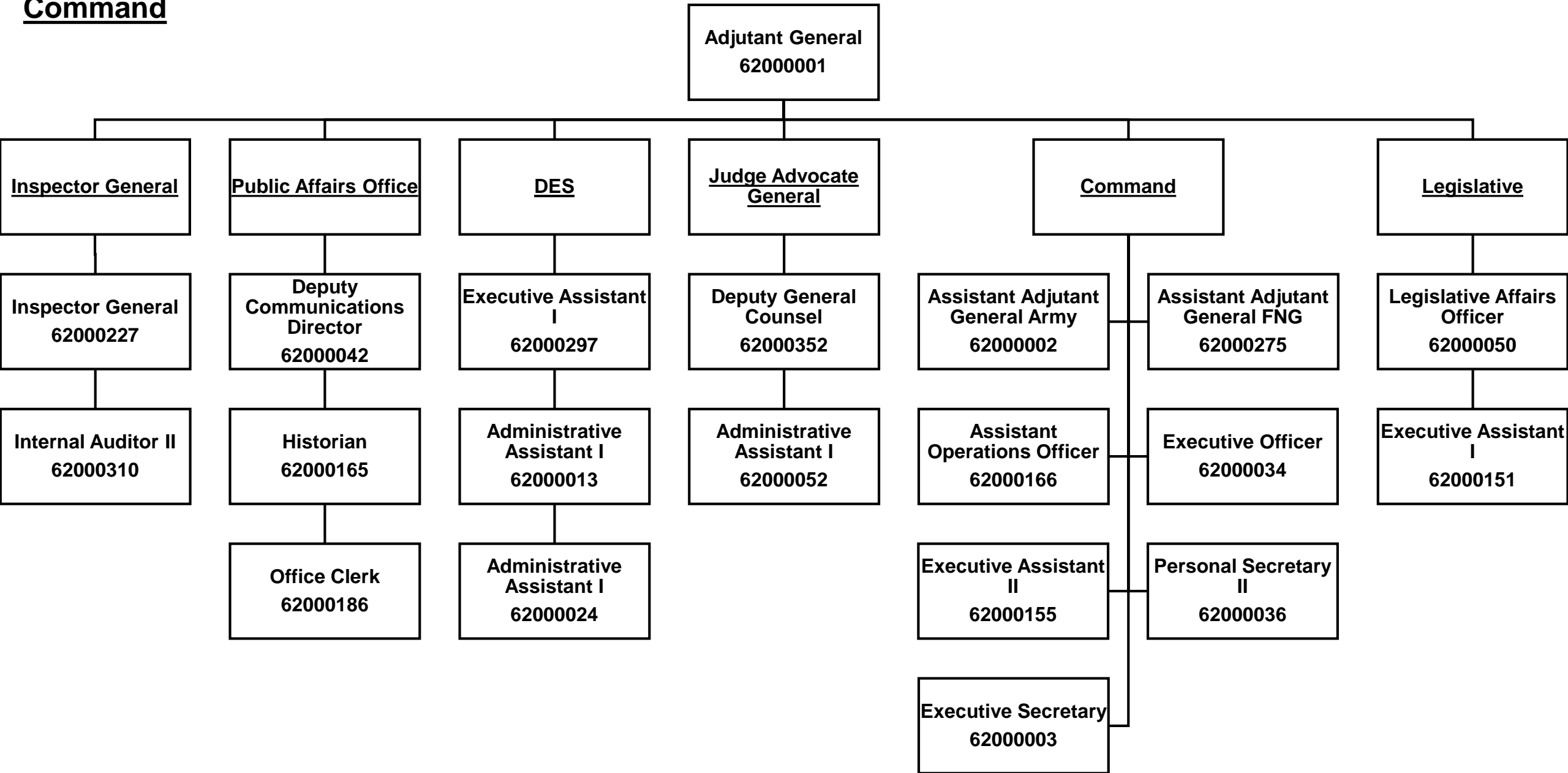
Total: 55

**Federal Supervisor**  
**62999930**

**Federal Supervisor**  
**62999918**



**DMA**  
**Command**





MILITARY AFFAIRS, DEPARTMENT OF		FISCAL YEAR 2018-19			
SECTION I: BUDGET		OPERATING		FIXED CAPITAL OUTLAY	
<b>TOTAL ALL FUNDS GENERAL APPROPRIATIONS ACT</b>		<b>63,356,888</b>		<b>0</b>	
<b>ADJUSTMENTS TO GENERAL APPROPRIATIONS ACT (Supplementals, Vetoes, Budget Amendments, etc.)</b>		<b>21,812,590</b>		<b>5,033,333</b>	
<b>FINAL BUDGET FOR AGENCY</b>		<b>85,169,478</b>		<b>5,033,333</b>	
SECTION II: ACTIVITIES * MEASURES		Number of Units	(1) Unit Cost	(2) Expenditures (Allocated)	(3) FCO
<i>Executive Direction, Administrative Support and Information Technology (2)</i>					0
Improve Drug Awareness Among High School Students * <b>Number of school-aged students attending drug awareness presentations</b>		4,089	21.87	89,421	
Number Of Staff Days Devoted To Counterdrug Tasks *		17,608	5.58	98,280	
Provide Counter-drug Training To Law Enforcement Agencies * <b>Number of law enforcement personnel trained (Counterdrug Training Academy at Camp Blanding)</b>		1,042	64.70	67,422	
Pass Through Federal Department Of Defense Funds To St. Petersburg Junior College To Conduct Multi- Jurisdictional Counterdrug Training * <b>Number of people trained (Multi-Jurisdictional Counterdrug Training in St. Petersburg)</b>		69,583	26.15	1,819,878	
Recruit, Retain, And Administer To Personnel In The Florida National Guard * <b>Number of soldiers assigned</b>		11,098	195.68	2,171,677	
Assist New Recruits With The State Education Assistance Program * <b>Number of Guard members using State Education Assistance Program</b>		5,555	795.99	4,421,729	
Maintain And Repair Armories * <b>Number of readiness centers under maintenance and repair</b>		63	122,461.16	7,715,053	2,000,000
Provide Quality Training Areas * <b>Number of personnel using Camp Blanding Training areas.</b>		1,580,000	1.40	2,219,303	
Provide Timely Response To Supported Agencies * <b>Number of agencies supported</b>		65	343,921.11	22,354,872	
Provide Liaison Team Training * <b>Number of liaison teams trained</b>		54	3,667.28	198,033	
Execute Department Of Defense Contracts In Florida * <b>Number of Department of Defense contracts in Florida.</b>		30	1,016,667.20	30,500,016	3,033,333
Execute The About Face Program * <b>Number of participants supported.</b>		616	1,754.47	1,080,753	
Execute The Forward March Program * <b>Number of participants supported.</b>		173	4,912.28	849,825	
Execute The Youth Challenge Program * <b>Number of participants who successfully complete the program.</b>		295	21,246.34	6,267,668	
<b>TOTAL</b>				<b>79,853,930</b>	<b>5,033,333</b>
SECTION III: RECONCILIATION TO BUDGET					
<b>PASS THROUGHS</b>					
<b>TRANSFER - STATE AGENCIES</b>					
<b>AID TO LOCAL GOVERNMENTS</b>					
<b>PAYMENT OF PENSIONS, BENEFITS AND CLAIMS</b>					
<b>OTHER</b>					
<b>REVERSIONS</b>				<b>5,315,548</b>	
<b>TOTAL BUDGET FOR AGENCY (Total Activities + Pass Throughs + Reversions) - Should equal Section I above. (4)</b>				<b>85,169,478</b>	<b>5,033,333</b>

**SCHEDULE XI/EXHIBIT VI: AGENCY-LEVEL UNIT COST SUMMARY**

(1) Some activity unit costs may be overstated due to the allocation of double budgeted items.

(2) Expenditures associated with Executive Direction, Administrative Support and Information Technology have been allocated based on FTE. Other allocation methodologies could result in significantly different unit costs per activity.

(3) Information for FCO depicts amounts for current year appropriations only. Additional information and systems are needed to develop meaningful FCO unit costs.

(4) Final Budget for Agency and Total Budget for Agency may not equal due to rounding.

-----  
SECTION III - PASS THROUGH ACTIVITY ISSUE CODES SELECTED:

TRANSFER-STATE AGENCIES ACTIVITY ISSUE CODES SELECTED:

1-8:

AID TO LOCAL GOVERNMENTS ACTIVITY ISSUE CODES SELECTED:

1-8:

-----  
AUDIT #1: THE FOLLOWING STATEWIDE ACTIVITIES (ACT0010 THROUGH ACT0490) HAVE AN OUTPUT STANDARD  
(RECORD TYPE 5) AND SHOULD NOT:

\*\*\* NO ACTIVITIES FOUND \*\*\*

-----  
AUDIT #2: THE FCO ACTIVITY (ACT0210) CONTAINS EXPENDITURES IN AN OPERATING CATEGORY AND SHOULD NOT:  
(NOTE: THIS ACTIVITY IS ROLLED INTO EXECUTIVE DIRECTION, ADMINISTRATIVE SUPPORT AND INFORMATION  
TECHNOLOGY)

\*\*\* NO OPERATING CATEGORIES FOUND \*\*\*

-----  
AUDIT #3: THE ACTIVITIES LISTED IN AUDIT #3 DO NOT HAVE AN ASSOCIATED OUTPUT STANDARD. IN ADDITION, THE  
ACTIVITIES WERE NOT IDENTIFIED AS A TRANSFER-STATE AGENCIES, AS AID TO LOCAL GOVERNMENTS, OR A PAYMENT OF  
PENSIONS, BENEFITS AND CLAIMS (ACT0430). ACTIVITIES LISTED HERE SHOULD REPRESENT TRANSFERS/PASS THROUGH  
THAT ARE NOT REPRESENTED BY THOSE ABOVE OR ADMINISTRATIVE COSTS THAT ARE UNIQUE TO THE AGENCY AND  
ARE NOT APPROPRIATE TO BE ALLOCATED TO ALL OTHER ACTIVITIES.

\*\*\* NO ACTIVITIES FOUND \*\*\*

-----  
AUDIT #4: TOTALS FROM SECTION I AND SECTIONS II + III:

\*\*\* NO DISCREPANCIES FOUND \*\*\*

# Fiscal Year 2020-21 LBR Technical Review Checklist

Department/Budget Entity (Service): <b>MILITARY AFFAIRS / 62050000</b>
Agency Budget Officer/OPB Analyst Name: <b>ED BOUZA / NIC ANCHETA</b>

A "Y" indicates "YES" and is acceptable, an "N/J" indicates "NO/Justification Provided" - these require further explanation/justification (additional sheets can be used as necessary), and "TIPS" are other areas to consider.

	Program or Service (Budget Entity Codes)				
Action	62050100	62050200	62050400	62050500	

## 1. GENERAL

1.1 Are Columns A01, A04, A05, A94, A95, A96, A36, A10, IA1, IA5, IA6, IP1, IV1, IV3 and NV1 set to TRANSFER CONTROL for DISPLAY status and MANAGEMENT CONTROL for UPDATE status for both the Budget and Trust Fund columns (no trust fund files for narrative columns)? Is Column A02 set to TRANSFER CONTROL for DISPLAY status and MANAGEMENT CONTROL for UPDATE status for the Trust Fund Files (the Budget Files should already be on TRANSFER CONTROL for DISPLAY and MANAGEMENT CONTROL for UPDATE)? Are Columns A06, A07, A08 and A09 for Fixed Capital Outlay (FCO) set to TRANSFER CONTROL for DISPLAY status only (UPDATE status remains on OWNER)? <b>(CSDI or Web LBR Column Security)</b>	Y	Y	Y	Y	
1.2 Is Column A03 set to TRANSFER CONTROL for DISPLAY and UPDATE status for both the Budget and Trust Fund columns? <b>(CSDI)</b>	Y	Y	Y	Y	

## AUDITS:

1.3 Has Column A03 been copied to Column A12? Run the Exhibit B Audit Comparison Report to verify. <b>(EXBR, EXBA)</b>	Y	Y	Y	Y	
1.4 Has Column A12 security been set correctly to ALL for DISPLAY status and MANAGEMENT CONTROL for UPDATE status for Budget and Trust Fund files? <b>(CSDR, CSA)</b>	Y	Y	Y	Y	

**TIP** The agency should prepare the budget request for submission in this order: 1) Copy Column A03 to Column A12, and 2) Lock columns as described above. A security control feature has been added to the LAS/PBS Web upload process that will require columns to be in the proper status before uploading to the portal.

## 2. EXHIBIT A (EADR, EXA)

2.1 Is the budget entity authority and description consistent with the agency's LRPP and does it conform to the directives provided on page 58 of the LBR Instructions?	Y	Y	Y	Y	
2.2 Are the statewide issues generated systematically (estimated expenditures, nonrecurring expenditures, etc.) included?	Y	Y	Y	Y	
2.3 Are the issue codes and titles consistent with <i>Section 3</i> of the LBR Instructions (pages 15 through 28)? Do they clearly describe the issue?	Y	Y	Y	Y	

## 3. EXHIBIT B (EXBR, EXB)

3.1 Is it apparent that there is a fund shift where an appropriation category's funding source is different between A02 and A03? Were the issues entered into LAS/PBS correctly? Check D-3A funding shift issue 340XXX0 - a unique deduct and unique add back issue should be used to ensure fund shifts display correctly on the LBR exhibits.	Y	Y	Y	Y	
---	---	---	---	---	--

## AUDITS:

		Program or Service (Budget Entity Codes)				
Action		62050100	62050200	62050400	62050500	
3.2	Negative Appropriation Category Audit for Agency Request (Columns A03 and A04): Are all appropriation categories positive by budget entity at the FSI level? Are all nonrecurring amounts less than requested amounts? ( <b>NACR, NAC - Report should print "No Negative Appropriation Categories Found"</b> )	Y	Y	Y	Y	
3.3	Current Year Estimated Verification Comparison Report: Is Column A02 equal to Column B07? ( <b>EXBR, EXBC - Report should print "Records Selected Net To Zero"</b> )	Y	Y	Y	Y	
TIP	Generally look for and be able to fully explain significant differences between A02 and A03.					
TIP	Exhibit B - A02 equal to B07: Compares Current Year Estimated column to a backup of A02. This audit is necessary to ensure that the historical detail records have not been adjusted. Records selected should net to zero.					
TIP	Requests for appropriations which require advance payment authority must use the sub-title "Grants and Aids". For advance payment authority to local units of government, the Aid to Local Government appropriation category (05XXXX) should be used. For advance payment authority to non-profit organizations or other units of state government, a Special Categories appropriation category (10XXXX) should be used.					
<b>4. EXHIBIT D (EADR, EXD)</b>						
4.1	Is the program component objective statement consistent with the agency LRPP, and does it conform to the directives provided on page 61 of the LBR Instructions?	Y	Y	Y	Y	
4.2	Is the program component code and title used correct?	Y	Y	Y	Y	
TIP	Fund shifts or transfers of services or activities between program components will be displayed on an Exhibit D whereas it may not be visible on an Exhibit A.					
<b>5. EXHIBIT D-1 (ED1R, EXD1)</b>						
5.1	Are all object of expenditures positive amounts? (This is a manual check.)	Y	Y	Y	Y	
<b>AUDITS:</b>						
5.2	Do the fund totals agree with the object category totals within each appropriation category? ( <b>ED1R, XD1A - Report should print "No Differences Found For This Report"</b> )	Y	Y	Y	Y	
5.3	FLAIR Expenditure/Appropriation Ledger Comparison Report: Is Column A01 less than Column B04? ( <b>EXBR, EXBB - Negative differences [with a \$5,000 allowance] need to be corrected in Column A01.</b> )	Y	Y	Y	Y	
5.4	A01/State Accounts Disbursements and Carry Forward Comparison Report: Does Column A01 equal Column B08? ( <b>EXBR, EXBD - Differences [with a \$5,000 allowance at the department level] need to be corrected in Column A01.</b> )	Y	Y	Y	Y	
TIP	If objects are negative amounts, the agency must make adjustments to Column A01 to correct the object amounts. In addition, the fund totals must be adjusted to reflect the adjustment made to the object data.					
TIP	If fund totals and object totals do not agree or negative object amounts exist, the agency must adjust Column A01.					

		Program or Service (Budget Entity Codes)			
Action		62050100	62050200	62050400	62050500
TIP	Exhibit B - A01 less than B04: This audit is to ensure that the disbursements and carry/certifications forward in A01 are less than FY 2018-19 approved budget. Amounts should be positive. The \$5,000 allowance is necessary for rounding.				
TIP	If B08 is not equal to A01, check the following: 1) the initial FLAIR disbursements or carry forward data load was corrected appropriately in A01; 2) the disbursement data from departmental FLAIR was reconciled to State Accounts; and 3) the FLAIR disbursements did not change after Column B08 was created. Note that there is a \$5,000 allowance at the department level.				
<b>6. EXHIBIT D-3 (ED3R, ED3) (Not required in the LBR - for analytical purposes only.)</b>					
6.1	Are issues appropriately aligned with appropriation categories?	Y	Y	Y	Y
TIP	Exhibit D-3 is not required in the budget submission but may be needed for this particular appropriation category/issue sort. Exhibit D-3 is also a useful report when identifying negative appropriation category problems.				
<b>7. EXHIBIT D-3A (EADR, ED3A) (Required to be posted to the Florida Fiscal Portal)</b>					
7.1	Are the issue titles correct and do they clearly identify the issue? (See pages 15 through 28 of the LBR Instructions.)	Y	Y	Y	Y
7.2	Does the issue narrative adequately explain the agency's request and is the explanation consistent with the LRPP? (See pages 66 through 68 of the LBR Instructions.)	Y	Y	Y	Y
7.3	Does the narrative for Information Technology (IT) issue follow the additional narrative requirements described on pages 68 through 70 of the LBR Instructions?	Y	Y	Y	Y
7.4	Are all issues with an IT component identified with a "Y" in the "IT COMPONENT?" field? If the issue contains an IT component, has that component been identified and documented?	Y	Y	Y	Y
7.5	Does the issue narrative explain any variances from the Standard Expense and Human Resource Services Assessments package? Is the nonrecurring portion in the nonrecurring column? (See pages E.4 through E.6 of the LBR Instructions.)	Y	Y	Y	Y
7.6	Does the salary rate request amount accurately reflect any new requests and are the amounts proportionate to the Salaries and Benefits request? Note: Salary rate should always be annualized.	N/A	N/A	N/A	N/A
7.7	Does the issue narrative thoroughly explain/justify all Salaries and Benefits amounts entered into the Other Salary Amounts transactions (OADA/C)? Amounts entered into OAD are reflected in the Position Detail of Salaries and Benefits section of the Exhibit D-3A. (See pages 94 and 95 of the LBR Instructions.)	N/A	N/A	N/A	N/A
7.8	Does the issue narrative include the Consensus Estimating Conference forecast, where appropriate?	N/A	N/A	N/A	N/A
7.9	Does the issue narrative reference the specific county(ies) where applicable?	Y	Y	Y	Y
7.10	Do the 160XXX0 issues reflect budget amendments that have been approved (or in the process of being approved) and that have a recurring impact (including Lump Sums)? Have the approved budget amendments been entered in Column A18 as instructed in Memo #20-002?	N/A	N/A	N/A	N/A

		Program or Service (Budget Entity Codes)			
Action		62050100	62050200	62050400	62050500
7.11	When appropriate are there any 160XXX0 issues included to delete positions placed in reserve in the LAS/PBS Position and Rate Ledger (e.g. unfunded grants)? Note: Lump sum appropriations not yet allocated should <u>not</u> be deleted. <b>(PLRR, PLMO)</b>	N/A	N/A	N/A	N/A
7.12	Does the issue narrative include plans to satisfy additional space requirements when requesting additional positions?	N/A	N/A	N/A	N/A
7.13	Has the agency included a 160XXX0 issue and 210XXXX and 260XXX0 issues as required for lump sum distributions?	N/A	N/A	N/A	N/A
7.14	Do the amounts reflect appropriate FSI assignments?	Y	Y	Y	Y
7.15	Are the 33XXXX0 issues negative amounts only and do not restore nonrecurring cuts from a prior year or fund any issues that net to a positive or zero amount? Check D-3A issues 33XXXX0 - a unique issue should be used for issues that net to zero or a positive amount.	Y	Y	Y	Y
7.16	Do the issue codes relating to special <i>salary and benefits</i> issues (e.g., position reclassification, pay grade adjustment, overtime/on-call pay, etc.) have an "A" in the fifth position of the issue code (XXXXAXX) and are they self-contained (not combined with other issues)? (See pages 27 and 90 of the LBR Instructions.)	N/A	N/A	N/A	N/A
7.17	Do the issues relating to <i>Information Technology (IT)</i> have a "C" in the sixth position of the issue code (36XXXXCX) and are the correct issue codes used (361XXC0, 362XXC0, 363XXC0, 24010C0, 30010C0, 33011C0, 160E470, or 160E480)?	Y	Y	Y	Y
7.18	Are the issues relating to <i>major audit findings and recommendations</i> properly coded (4A0XXX0, 4B0XXX0)?	N/A	N/A	N/A	N/A
7.19	Does the issue narrative identify the strategy or strategies in the Five Year Statewide Strategic Plan for Economic Development?				
<b>AUDIT:</b>					
7.20	Does the General Revenue for 160XXXX (Adjustments to Current Year Expenditures) issues net to zero? <b>(GENR, LBR1)</b>	N/A	N/A	N/A	N/A
7.21	Does the General Revenue for 180XXXX (Intra-Agency Reorganizations) issues net to zero? <b>(GENR, LBR2)</b>	N/A	N/A	N/A	N/A
7.22	Does the General Revenue for 200XXXX (Estimated Expenditures Realignment) issues net to zero? <b>(GENR, LBR3)</b>	N/A	N/A	N/A	N/A
7.23	Have FCO appropriations been entered into the nonrecurring column (A04)? <b>(GENR, LBR4 - Report should print "No Records Selected For Reporting" or a listing of D-3A issue(s) assigned to Debt Service (IOE N) or in some cases State Capital Outlay - Public Education Capital Outlay (IOE L))</b>	Y	Y	Y	Y
<b>TIP</b>	Salaries and Benefits amounts entered using the OADA/C transactions must be thoroughly justified in the D-3A issue narrative. Agencies can run <b>OADA/OADR</b> from STAM to identify the amounts entered into OAD and ensure these entries have been thoroughly explained in the D-3A issue narrative.				

		Program or Service (Budget Entity Codes)			
Action		62050100	62050200	62050400	62050500
TIP	The issue narrative must completely and thoroughly explain and justify each D-3A issue. Agencies must ensure it provides the information necessary for the OPB and legislative analysts to have a complete understanding of the issue submitted. Thoroughly review pages 66 through 70 of the LBR Instructions.				
TIP	Check BAPS to verify status of budget amendments. Check for reapprovals not picked up in the General Appropriations Act. Verify that Lump Sum appropriations in Column A02 do not appear in Column A03. Review budget amendments to verify that 160XXX0 issue amounts correspond accurately and net to zero for General Revenue funds.				
TIP	If an agency is receiving federal funds from another agency the FSI should = 9 (Transfer - Recipient of Federal Funds). The agency that originally receives the funds directly from the federal agency should use FSI = 3 (Federal Funds).				
TIP	If an appropriation made in the FY 2019-20 General Appropriations Act duplicates an appropriation made in substantive legislation, the agency must create a unique deduct nonrecurring issue to eliminate the duplicated appropriation. Normally this is taken care of through line item veto.				
<b>8. SCHEDULE I &amp; RELATED DOCUMENTS (SC1R, SC1 - Budget Entity Level or SC1R, SC1D - Department Level) (Required to be posted to the Florida Fiscal Portal)</b>					
8.1	Has a separate department level Schedule I and supporting documents package been submitted by the agency?	Y	Y	N/A	Y
8.2	Has a Schedule I and Schedule IB been completed in LAS/PBS for each operating trust fund?	Y	Y	N/A	Y
8.3	Have the appropriate Schedule I supporting documents been included for the trust funds (Schedule IA, Schedule IC, and Reconciliation to Trial Balance)?	Y	Y	N/A	Y
8.4	Have the Examination of Regulatory Fees Part I and Part II forms been included for the applicable regulatory programs?	N/A	N/A	N/A	N/A
8.5	Have the required detailed narratives been provided (5% trust fund reserve narrative; method for computing the distribution of cost for general management and administrative services narrative; adjustments narrative; revenue estimating methodology narrative; fixed capital outlay adjustment narrative)?	Y	Y	N/A	Y
8.6	Has the Inter-Agency Transfers Reported on Schedule I form been included as applicable for transfers totaling \$100,000 or more for the fiscal year?	N/A	Y	N/A	Y
8.7	If the agency is scheduled for the annual trust fund review this year, have the Schedule ID and applicable draft legislation been included for recreation, modification or termination of existing trust funds?	N/A	N/A	N/A	N/A
8.8	If the agency is scheduled for the annual trust fund review this year, have the necessary trust funds been requested for creation pursuant to section 215.32(2)(b), Florida Statutes - including the Schedule ID and applicable legislation?	N/A	N/A	N/A	N/A
8.9	Are the revenue codes correct? In the case of federal revenues, has the agency appropriately identified direct versus indirect receipts (object codes 000700, 000750, 000799, 001510 and 001599)? For non-grant federal revenues, is the correct revenue code identified (codes 000504, 001270, 001870, 001970)?	Y	Y	N/A	Y
8.10	Are the statutory authority references correct?	Y	Y	N/A	Y

Action		Program or Service (Budget Entity Codes)			
		62050100	62050200	62050400	62050500
8.11	Are the General Revenue Service Charge percentage rates used for each revenue source correct? (Refer to section 215.20, Florida Statutes, for appropriate General Revenue Service Charge percentage rates.)	N/A	N/A	N/A	N/A
8.12	Is this an accurate representation of revenues based on the most recent Consensus Estimating Conference forecasts?	N/A	N/A	N/A	N/A
8.13	If there is no Consensus Estimating Conference forecast available, do the revenue estimates appear to be reasonable?	N/A	N/A	N/A	N/A
8.14	Are the federal funds revenues reported in Section I broken out by individual grant? Are the correct CFDA codes used?	Y	Y	N/A	Y
8.15	Are anticipated grants included and based on the state fiscal year (rather than federal fiscal year)?	Y	Y	N/A	Y
8.16	Are the Schedule I revenues consistent with the FSI's reported in the Exhibit D-3A?	Y	Y	N/A	Y
8.17	If applicable, are nonrecurring revenues entered into Column A04?	Y	Y	N/A	Y
8.18	Has the agency certified the revenue estimates in columns A02 and A03 to be the latest and most accurate available? Does the certification include a statement that the agency will notify OPB of any significant changes in revenue estimates that occur prior to the Governor's Budget Recommendations being issued?	Y	Y	N/A	Y
8.19	Is a 5% trust fund reserve reflected in Section II? If not, is sufficient justification provided for exemption? Are the additional narrative requirements provided?	Y	Y	N/A	Y
8.20	Are appropriate General Revenue Service Charge nonoperating amounts included in Section II?	N/A	N/A	N/A	N/A
8.21	Are nonoperating expenditures to other budget entities/departments cross-referenced accurately?	Y	Y	N/A	Y
8.22	Do transfers balance between funds (within the agency as well as between agencies)? (See also 8.6 for required transfer confirmation of amounts totaling \$100,000 or more.)	Y	Y	N/A	Y
8.23	Are nonoperating expenditures recorded in Section II and adjustments recorded in Section III?	Y	Y	N/A	Y
8.24	Are prior year September operating reversions appropriately shown in column A01, Section III?	Y	Y	N/A	Y
8.25	Are current year September operating reversions (if available) appropriately shown in column A02, Section III?	Y	Y	N/A	Y
8.26	Does the Schedule IC properly reflect the unreserved fund balance for each trust fund as defined by the LBR Instructions, and is it reconciled to the agency accounting records?	Y	Y	N/A	Y
8.27	Has the agency properly accounted for continuing appropriations (category 13XXXX) in column A01, Section III?	N/A	N/A	N/A	N/A
8.28	Does Column A01 of the Schedule I accurately represent the actual prior year accounting data as reflected in the agency accounting records, and is it provided in sufficient detail for analysis?	Y	Y	N/A	Y
8.29	Does Line I of Column A01 (Schedule I) equal Line K of the Schedule IC?	Y	Y	N/A	Y
AUDITS:					



		Program or Service (Budget Entity Codes)			
Action		62050100	62050200	62050400	62050500
8.30	Is Line I a positive number? (If not, the agency must adjust the budget request to eliminate the deficit).	Y	Y	N/A	Y
8.31	Is the June 30 Adjusted Unreserved Fund Balance (Line I) equal to the July 1 Unreserved Fund Balance (Line A) of the following year? If a Schedule IB was prepared, do the totals agree with the Schedule I, Line I? ( <b>SC1R, SC1A - Report should print "No Discrepancies Exist For This Report"</b> )	Y	Y	N/A	Y
8.32	Has a Department Level Reconciliation been provided for each trust fund and does Line A of the Schedule I equal the CFO amount? If not, the agency must correct Line A. ( <b>SC1R, DEPT</b> )	Y	Y	N/A	Y
8.33	Has a Schedule IB been provided for ALL trust funds having an unreserved fund balance in columns A01, A02 and/or A03, and if so, does each column's total agree with line I of the Schedule I?	Y	Y	N/A	Y
8.34	Have A/R been properly analyzed and any allowances for doubtful accounts been properly recorded on the Schedule IC?	Y	Y	N/A	Y
TIP	The Schedule I is the most reliable source of data concerning the trust funds. It is very important that this schedule is as accurate as possible!				
TIP	Determine if the agency is scheduled for trust fund review. (See page 128 of the LBR Instructions.) Transaction DFTR in LAS/PBS is also available and provides an LBR review date for each trust fund.				
TIP	Review the unreserved fund balances and compare revenue totals to expenditure totals to determine and understand the trust fund status.				
TIP	Typically nonoperating expenditures and revenues should not be a negative number. Any negative numbers must be fully justified.				
<b>9. SCHEDULE II (PSCR, SC2)</b>					
AUDIT:					
9.1	Is the pay grade minimum for salary rate utilized for positions in segments 2 and 3? ( <b>BRAR, BRAA - Report should print "No Records Selected For This Request"</b> ) Note: Amounts other than the pay grade minimum should be fully justified in the D-3A issue narrative. (See <i>Base Rate Audit</i> on page 159 of the LBR Instructions.)	Y	Y	Y	Y
<b>10. SCHEDULE III (PSCR, SC3)</b>					
10.1	Is the appropriate lapse amount applied? (See page 92 of the LBR Instructions.)	N/A	N/A	N/A	N/A
10.2	Are amounts in <i>Other Salary Amount</i> appropriate and fully justified? (See page 95 of the LBR Instructions for appropriate use of the OAD transaction.) Use <b>OADI</b> or <b>OADR</b> to identify agency other salary amounts requested.	N/A	N/A	N/A	N/A
<b>11. SCHEDULE IV (EADR, SC4)</b>					
11.1	Are the correct Information Technology (IT) issue codes used?	Y	Y	Y	Y
TIP	If IT issues are not coded (with "C" in 6th position or within a program component of 1603000000), they will not appear in the Schedule IV.				
<b>12. SCHEDULE VIIIA (EADR, SC8A)</b>					

		Program or Service (Budget Entity Codes)				
Action		62050100	62050200	62050400	62050500	
12.1	Is there only one #1 priority, one #2 priority, one #3 priority, etc. reported on the Schedule VIII-A? Are the priority narrative explanations adequate? Note: FCO issues can be included in the priority listing.	Y	Y	Y	Y	
<b>13. SCHEDULE VIIIB-1 (EADR, S8B1)</b>						
13.1	<b>NOT REQUIRED FOR THIS YEAR</b>					
<b>14. SCHEDULE VIIIB-2 (EADR, S8B2) (Required to be posted to the Florida Fiscal Portal)</b>						
14.1	Do the reductions comply with the instructions provided on pages 101 through 103 of the LBR Instructions regarding a 10% reduction in recurring General Revenue and Trust Funds, including the verification that the 33BXXX0 issue has NOT been used? Verify that excluded appropriation categories and funds were not used (e.g. funds with FSI 3 and 9, etc.)	Y	Y	Y	Y	
<b>TIP</b> Compare the debt service amount requested (IOE N or other IOE used for debt service) with the debt service need included in the Schedule VI: Detail of Debt Service, to determine whether any debt has been retired and may be reduced.						
<b>15. SCHEDULE VIIIC (EADR, S8C) (This Schedule is optional, but if included it is required to be posted to the Florida Fiscal Portal)</b>						
15.1	Does the schedule display reprioritization issues that are each comprised of two unique issues - a deduct component and an add-back component which net to zero at the department level?	N/A	N/A	N/A	N/A	
15.2	Are the priority narrative explanations adequate and do they follow the guidelines on pages 104-106 of the LBR instructions?	N/A	N/A	N/A	N/A	
15.3	Does the issue narrative in A6 address the following: Does the state have the authority to implement the reprioritization issues independent of other entities (federal and local governments, private donors, etc.)? Are the reprioritization issues an allowable use of the recommended funding source?	N/A	N/A	N/A	N/A	
<b>AUDIT:</b>						
15.6	Do the issues net to zero at the department level? ( <b>GENR, LBR5</b> )	N/A	N/A	N/A	N/A	
<b>16. SCHEDULE XI (UCSR,SCXI) (LAS/PBS Web - see pages 107-111 of the LBR Instructions for detailed instructions) (Required to be posted to the Florida Fiscal Portal in Manual Documents)</b>						
16.1	Agencies are required to generate this spreadsheet via the LAS/PBS Web. <b>The Final Excel version no longer has to be submitted to OPB for inclusion on the Governor's Florida Performs Website.</b> (Note: Pursuant to section 216.023(4) (b), Florida Statutes, the Legislature can reduce the funding level for any agency that does not provide this information.)	Y	Y	Y	Y	
16.2	Do the PDF files uploaded to the Florida Fiscal Portal for the LRPP and LBR match?	X	X	X	X	
<b>AUDITS INCLUDED IN THE SCHEDULE XI REPORT:</b>						
16.3	Does the FY 2018-19 Actual (prior year) Expenditures in Column A36 reconcile to Column A01? ( <b>GENR, ACT1</b> )	Y	Y	Y	Y	
16.4	None of the executive direction, administrative support and information technology statewide activities (ACT0010 thru ACT0490) have output standards (Record Type 5)? ( <b>Audit #1 should print "No Activities Found"</b> )	Y	Y	Y	Y	

Action		Program or Service (Budget Entity Codes)			
		62050100	62050200	62050400	62050500
16.5	Does the Fixed Capital Outlay (FCO) statewide activity (ACT0210) only contain 08XXXX or 14XXXX appropriation categories? ( <b>Audit #2 should print "No Operating Categories Found"</b> )	Y	Y	Y	Y
16.6	Has the agency provided the necessary standard (Record Type 5) for all activities which <u>should</u> appear in Section II? (Note: The activities listed in <b>Audit #3</b> do not have an associated output standard. In addition, the activities were not identified as a Transfer to a State Agency, as Aid to Local Government, or a Payment of Pensions, Benefits and Claims. Activities listed here should represent transfers/pass-throughs that are not represented by those above or administrative costs that are unique to the agency and are not appropriate to be allocated to all other activities )	Y	Y	Y	Y
16.7	Does Section I (Final Budget for Agency) and Section III (Total Budget for Agency) equal? ( <b>Audit #4 should print "No Discrepancies Found"</b> )	Y	Y	Y	Y
TIP If Section I and Section III have a small difference, it may be due to rounding and therefore will be acceptable.					
<b>17. MANUALLY PREPARED EXHIBITS &amp; SCHEDULES (Required to be posted to the Florida Fiscal Portal)</b>					
17.1	Do exhibits and schedules comply with LBR Instructions (pages 112 through 156 of the LBR Instructions), and are they accurate and complete?	Y	Y	Y	Y
17.2	Does manual exhibits tie to LAS/PBS where applicable?	Y	Y	Y	Y
17.3	Are agency organization charts (Schedule X) provided and at the appropriate level of detail?	Y	Y	Y	Y
17.4	Does the LBR include a separate Schedule IV-B for each IT project over \$1 million (see page 132 of the LBR instructions for exceptions to this rule)? Have all IV-Bs been emailed to: <b>IT@LASPBS.STATE.FL.US?</b>	N/A	N/A	N/A	N/A
17.5	Are all forms relating to Fixed Capital Outlay (FCO) funding requests submitted in the proper form, including a Truth in Bonding statement (if applicable) ?	Y	Y	Y	Y
<b>AUDITS - GENERAL INFORMATION</b>					
TIP Review <i>Section 6: Audits</i> of the LBR Instructions (pages 158-160) for a list of audits and their descriptions.					
TIP Reorganizations may cause audit errors. Agencies must indicate that these errors are due to an agency reorganization to justify the audit error.					
<b>18. CAPITAL IMPROVEMENTS PROGRAM (CIP) (Required to be posted to the Florida Fiscal Portal)</b>					
18.1	Are the CIP-2, CIP-3, CIP-A and CIP-B forms included?	Y	Y	Y	Y
18.2	Are the CIP-4 and CIP-5 forms submitted when applicable (see CIP Instructions)?	X	X	X	X
18.3	Do all CIP forms comply with CIP Instructions where applicable (see CIP Instructions)?	Y	Y	Y	Y
18.4	Does the agency request include 5 year projections (Columns A03, A06, A07, A08 and A09)?	X	X	X	X
18.5	Are the appropriate counties identified in the narrative?	Y	Y	Y	Y
18.6	Has the CIP-2 form (Exhibit B) been modified to include the agency priority for each project and the modified form saved as a PDF document?	Y	Y	Y	Y

	Program or Service (Budget Entity Codes)				
Action	62050100	62050200	62050400	62050500	

<p>TIP Requests for Fixed Capital Outlay appropriations which are Grants and Aids to Local Governments and Non-Profit Organizations must use the Grants and Aids to Local Governments and Non-Profit Organizations - Fixed Capital Outlay major appropriation category (140XXX) and include the sub-title "Grants and Aids". These appropriations utilize a CIP-B form as justification.</p>	
--	--

<b>19. FLORIDA FISCAL PORTAL</b>						
19.1	Have all files been assembled correctly and posted to the Florida Fiscal Portal as outlined in the Florida Fiscal Portal Submittal Process?	Y	Y	Y	Y	