




*State of Florida*  
Department of Health

# Volunteer Health Care Provider Program Annual Report

**Fiscal Year 2022–23**



**December 2023**

Ron DeSantis  
Governor

Joseph A. Ladapo, MD, PhD  
State Surgeon General

## Table of Contents

|  |           |
|--|-----------|
| <b>Executive Summary .....</b>   | <b>1</b>  |
| <b>Background .....</b>  | <b>2</b>  |
| <b>Section 1: Community and Faith-Based Clinics and Organizations.....</b>   | <b>3</b>  |
| <b>Dental Services .....</b>   | <b>4</b>  |
| <b>Section 2: Licensed Health Care Professionals .....</b>   | <b>5</b>  |
| <b>Section 3: Value of Donated Goods and Services.....</b>   | <b>6</b>  |
| <b>Appendix A: Volunteer Health Care Provider Program Clinics and Organizations<br/>Contributions Aggregate by County.....</b> | <b>7</b>  |
| <b>Appendix B: Volunteer Health Care Provider Program Clinics and Organizations<br/>Contributions Detailed by County.....</b>  | <b>9</b>  |
| <b>Appendix C: Summary of Clinics and Organizations that Closed .....</b>  | <b>26</b> |

## Executive Summary

The Volunteer Health Care Provider Program (Program) Annual Report is provided in accordance with Section 766.1115(8), Florida Statutes, to summarize contributions achieved by the Program.

During Fiscal Year (FY) 2022–23, a total of 9,933 licensed health care professionals and 1,563 Eligibility and Referral Specialists volunteered in the Program.<sup>1</sup> These volunteers served at 217 clinics and organizations across 49 Florida counties.<sup>2</sup>

The clinics and organizations reported that they provided 494,250 health care services to eligible individuals. In addition, they reported that the Program's value of health-related goods and services provided to Florida's citizens totaled more than \$345 million. Since the Program's inception in 1992, the Department of Health (Department) has documented more than \$5.2 billion in donated goods and services.

Detailed information from participating clinics and organizations are provided within appendices A through C.

Appendix A summarizes the number of participating clinics and organizations providing services and their total contributions by county.

Appendix B summarizes the number of reported volunteers and health care service counts and the value of contributions by individual clinics for each county.

Appendix C lists the clinics that closed during FY 2022–23. These clinics will not appear in the next annual report.<sup>3</sup>

---

<sup>1</sup> Of the 9,933 licensed health care professionals, 719 provided services to more than one clinic or organization.

<sup>2</sup> The 217 clinics and organizations in the Program all have licensed health care professionals on contract with the Department and 126 of these clinics and organizations also established a contract with the Department.

<sup>3</sup> Appendix C lists the clinics that closed during FY 2022–23. These clinics will not appear in the next annual report.

## Background

Created by the Access to Health Care Act in 1992, the Volunteer Health Care Provider Program (Program) improves access to health care for uninsured and underserved low-income residents. To encourage practitioners to volunteer, the state protects them from lawsuits under a Florida sovereign immunity provision when providing free medical and dental services to underserved populations.<sup>4</sup> These professionals provide volunteer services primarily in community and faith-based medical clinics that serve uninsured and underserved individuals. The Program also trains non-licensed volunteers to determine service eligibility and refer individuals to providers for primary or specialty care.

Individuals eligible for medical and dental services through the Program must meet one of the following financial criteria:

- Those who do not have health insurance that covers the treatment being sought and have a gross family income that is less than 200% of the federal poverty level (FPL), or
- Those who meet Medicaid-eligibility under Florida law and meet the Program's income eligibility criteria (less than 200% FPL). Medicaid clients are eligible to receive services through a free clinic when there is no Medicaid provider available in the area.

The Program is administered by the Florida Department of Health State Health Office, staffed by a supervisor in Tallahassee and nine regional coordinators across the state. In FY 2022–23, expenditures to administer the Program totaled \$520,667.57. Regional coordinators prepare and manage the contracts with volunteer health care professionals that provide for sovereign immunity. County health department health officers, on behalf of the Department, sign the contracts with licensed health care professionals participating in the Program.

Regional coordinators also ensure compliance with sovereign immunity requirements, conduct quality assurance monitoring of patient's medical records at the clinics and organizations where clients receive services and train non-licensed volunteers in eligibility determination and referral procedures.

Section 766.1115 (7), Florida Statutes, requires that the Program's annual report include a list of claims filed against the Program as compiled by the Florida Department of Financial Services, Division of Risk Management. Appendix D documents that no claims have been filed against the Program in the preceding 12 months. As previously reported, no claims have been reported since March 2012.

---

<sup>4</sup> For additional information on sovereign immunity, see Section 766.1115(2), Florida Statutes.

## Section 1: Community and Faith-Based Clinics and Organizations

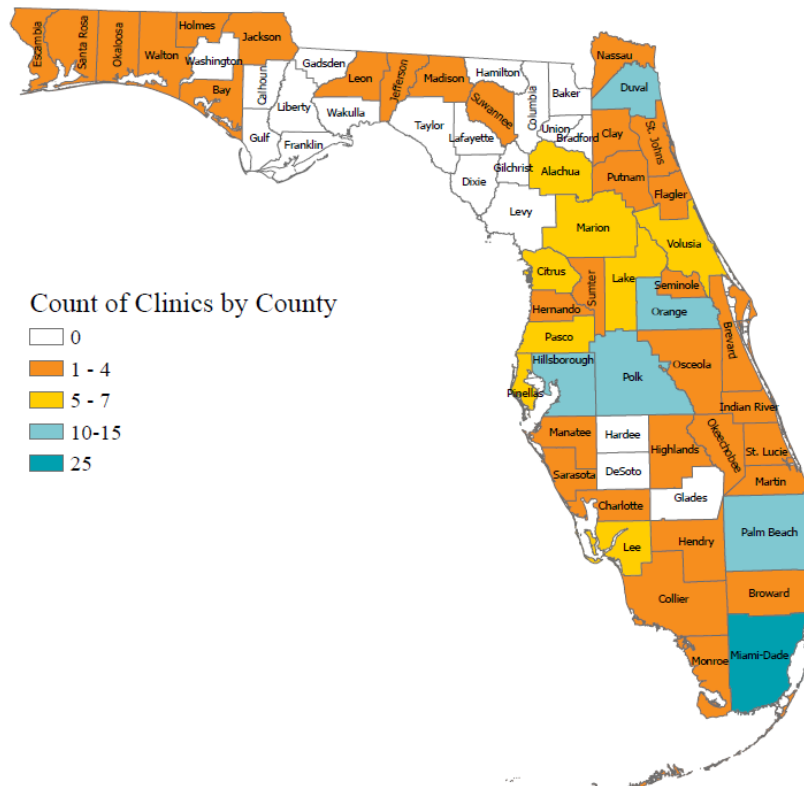
Licensed health care professionals in the Program provide services at clinics and medical organizations serving uninsured and underserved individuals. During FY 2022–23, health care professionals provided services in 217 community and faith-based clinics, organizations and provided one or more mobile dental visits in 49 of Florida’s counties.

Since the FY 2018–19, the Program has increased the number of counties with participating clinics and organizations from 44 to 49. As shown in Exhibit 1, of the 49 counties, 33 counties had from 1 to 4 participating clinics and organizations; 8 counties had from 5 to 7 participants; 5 counties had from 10 to 15 participants and Miami-Dade County had 26 participants.

A total of 18 counties had no clinics or medical mobile dental unit participating in the Program. Although most clinics have agreed to provide health care services to patients in neighboring counties, transportation has been identified as a barrier. To overcome this barrier, some external clinics provide health care services to residents by mobile medical units.

The Program’s goal is to increase the number of counties with the Program from 49 to 55 by December 30, 2025. To achieve this objective, the Program has collaborated with its external medical and dental clinic participants and additional community partners in outreach activities to promote the Program.

**Exhibit 1: Community and Faith-Based Clinics and Organizations by County (N=198)<sup>5</sup>**



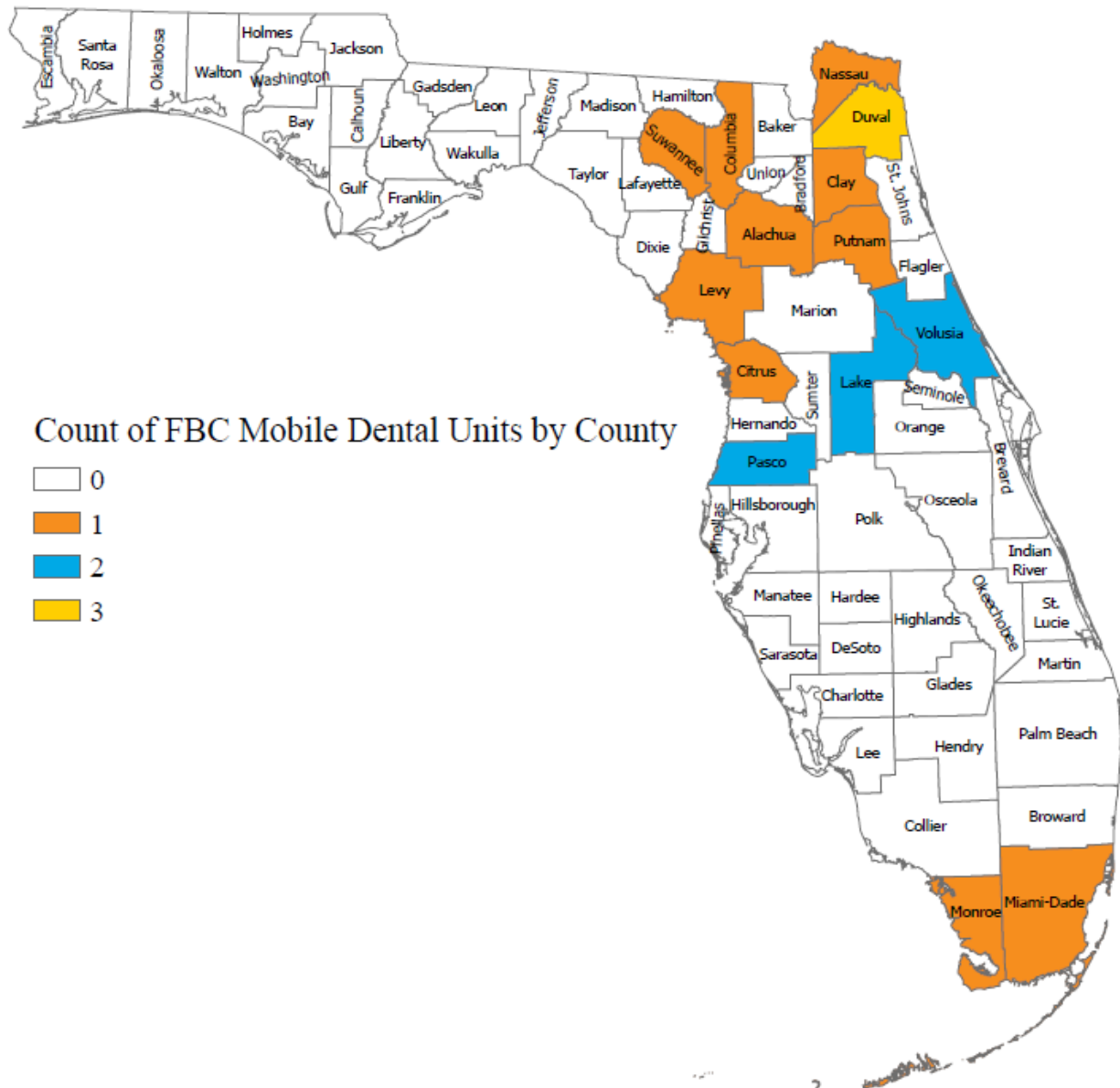
<sup>5</sup> Of the 217 clinics and organizations, 198 are buildings.

## Dental Services

Dental care is an important service provided through the Program and 68 of the 198 clinics also offer dental services. These clinics reported 112,474 dental services to the Program as part of the 494,250 total services provided in FY 2022–23.

The Florida Baptist Convention (FBC) is a faith-based organization providing free dental services to patients through their Mobile Dental Units (MDU). They reported one or more dental service visits in 14 counties and provided 1,027 dental services.

The combined total dental services provided by all Program providers was 113,501 or 23% of all services provided in FY 2022–23. Exhibit 2 shows the Florida Baptist Convention MDU Visits by county.

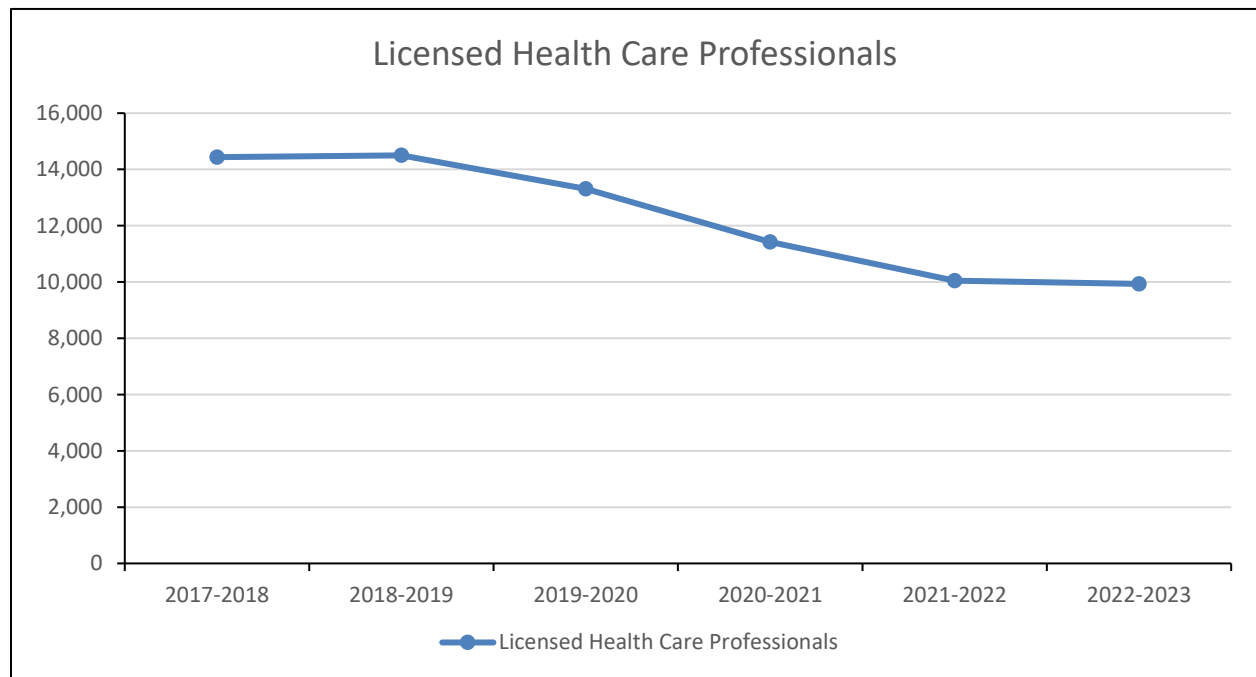


## Section 2: Licensed Health Care Professionals

The Department contracts with licensed health care professionals who volunteer to provide medical and dental services through the Program. During FY 2022–23, the 9,933 licensed health care professionals participating in the Program provided 494,250 health care services to eligible individuals through the Program. As shown in Exhibit 3, the number of licensed health care professionals providing volunteer services in FY 2022–23 has decreased by 31.2% (N=4,505) since FY 2017–18.

Over the past three years, the Program has seen a decrease in the number of contracted providers participating in the Program. Part of that decrease can be attributed to changes to the Chapter 64I-2 Florida Administrative Code, limiting the terms of the Volunteer Health Care Provider contract (DH1029) to 60 months. This change ensured that clinics removed licensed health care professionals from their databases who were no longer providing services to their clinics, thus submitting an accurate clinic summary report.

**Exhibit 3: Licensed Health Care Professionals FY 2017–18 through FY 2022–23**



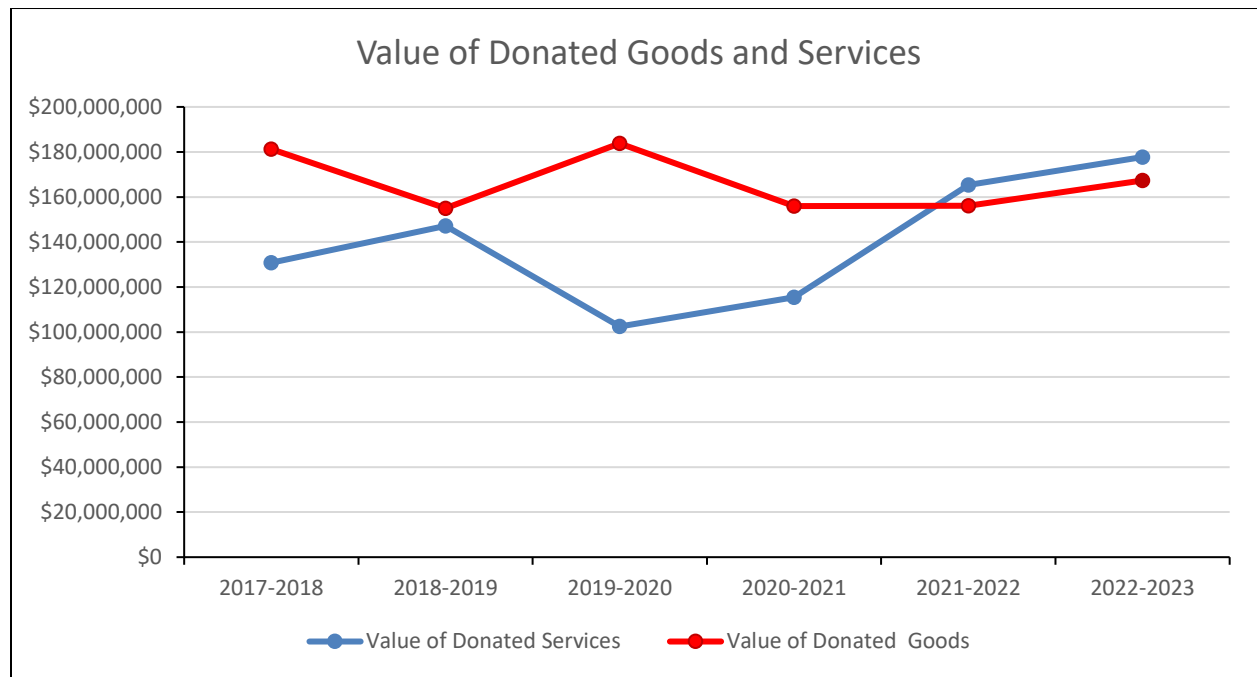
Source: Annual self-reporting requirements for clinics and organizations participating in the Program.

In addition to the health care professionals who support the Program, a total of 1,563 eligibility and referral specialists volunteered to screen clients for eligibility determination and refer patients for primary and specialty care during FY 2022–23.

### Section 3: Value of Donated Goods and Services

The value of health care services is self-reported by the clinics and organizations that participate in the Program. During FY 2022–23, all clinics and organizations reported a total of 1,054,700 donated hours valued at approximately \$178 million. In addition, 146 of the total 217 clinics and organizations reported receiving donations of money, supplies and equipment valued at approximately \$167 million. The combined value of services and donations totaled more than \$345 million during FY 2022–23. Since the Program’s inception in 1992, participating clinics have reported more than \$5.2 billion in donated goods and services.

**Exhibit 4: Total Value of Donated Goods and Services for FY 2017–18 through FY 2022–23**



Source: Annual self-reporting requirements for clinics and organizations that participated in the Program.



**Appendix A:  
Volunteer Health Care Provider Program Clinics  
and Organizations Contributions Aggregate by County**

**July 1, 2022–June 30, 2023**

The following table presents aggregate information by county for the number of participating clinics and organizations, health care services provided, licensed volunteers, eligibility and referral specialists and the value of contributions.

| <b>Counties</b>     | <b>Clinics and Organizations</b> | <b>Health Care Services</b> | <b>Licensed Volunteers</b> | <b>Eligibility and Referral Specialists</b> | <b>Value of Contributions</b> |
|---------------------|----------------------------------|-----------------------------|----------------------------|---|-------------------------------|
| Alachua County      | 7                                | 3,787                       | 964                        | 46  | \$3,243,832                   |
| Baker County*       | 0                                | 0                           | 0                          | 0   | \$0                           |
| Bay County          | 3                                | 13,526                      | 96                         | 18  | \$12,738,914                  |
| Bradford County*    | 0                                | 0                           | 0                          | 0   | \$0                           |
| Brevard County      | 4                                | 3,121                       | 241                        | 30  | \$3,369,851                   |
| Broward County      | 4                                | 2,572                       | 69                         | 12  | \$1,298,476                   |
| Calhoun County*     | 0                                | 0                           | 0                          | 0   | \$0                           |
| Charlotte County    | 2                                | 13,316                      | 151                        | 19  | \$8,803,407                   |
| Citrus County       | 5                                | 843                         | 56                         | 13  | \$429,343                     |
| Clay County         | 3                                | 2,017                       | 52                         | 27  | \$1,890,184                   |
| Collier County      | 3                                | 14,508                      | 592                        | 30  | \$24,043,297                  |
| Columbia County     | 1                                | 38                          | 10                         | 23  | \$32,645                      |
| DeSoto County*      | 0                                | 0                           | 0                          | 0   | \$0                           |
| Dixie County*       | 0                                | 0                           | 0                          | 0   | \$0                           |
| Duval County        | 15                               | 16,595                      | 678                        | 83  | \$32,851,943                  |
| Escambia County     | 3                                | 11,689                      | 309                        | 27  | \$10,322,601                  |
| Flagler County      | 1                                | 2,103                       | 30                         | 5   | \$1,751,348                   |
| Franklin County*    | 0                                | 0                           | 0                          | 0   | \$0                           |
| Gadsden County*     | 0                                | 0                           | 0                          | 0   | \$0                           |
| Gilchrist County*   | 0                                | 0                           | 0                          | 0   | \$0                           |
| Glades County*      | 0                                | 0                           | 0                          | 0   | \$0                           |
| Gulf County*        | 0                                | 0                           | 0                          | 0   | \$0                           |
| Hamilton County*    | 0                                | 0                           | 0                          | 0   | \$0                           |
| Hardee County*      | 0                                | 0                           | 0                          | 0   | \$0                           |
| Hendry County       | 1                                | 0                           | 0                          | 0   | \$0                           |
| Hernando County     | 2                                | 1,646                       | 25                         | 11  | \$537,919                     |
| Highlands County    | 1                                | 1,159                       | 58                         | 3   | \$757,675                     |
| Hillsborough County | 15                               | 53,719                      | 932                        | 157   | \$21,702,856                  |
| Holmes County       | 1                                | 58                          | 8                          | 5   | \$30,538                      |

\*No volunteers were available for clinical services during FY 2022–23.

| Counties            | Clinics and Organizations | Health Care Services | Licensed Volunteers | Eligibility and Referral Specialists | Value of Contributions |
|---------------------|---------------------------|----------------------|---------------------|--------------------------------------|------------------------|
| Indian River County | 2                         | 750                  | 324                 | 1                                    | \$332,107              |
| Jackson County      | 1                         | 142                  | 4                   | 3                                    | \$69,911               |
| Jefferson County    | 1                         | 0                    | 0                   | 0                                    | \$0                    |
| Lafayette County*   | 0                         | 0                    | 0                   | 0                                    | \$0                    |
| Lake County         | 7                         | 4,570                | 185                 | 36                                   | \$4,239,677            |
| Lee County          | 7                         | 10,481               | 420                 | 39                                   | \$10,860,934           |
| Leon County         | 2                         | 2,207                | 358                 | 8                                    | \$5,776,061            |
| Levy County         | 1                         | 52                   | 21                  | 7                                    | \$44,602               |
| Liberty County*     | 0                         | 0                    | 0                   | 0                                    | \$0                    |
| Madison County      | 2                         | 0                    | 0                   | 0                                    | \$0                    |
| Manatee County      | 3                         | 6,650                | 110                 | 6                                    | \$4,481,186            |
| Marion County       | 5                         | 3,500                | 384                 | 28                                   | \$2,393,108            |
| Martin County       | 3                         | 14,519               | 201                 | 9                                    | \$9,396,461            |
| Miami-Dade County   | 26                        | 117,111              | 745                 | 237                                  | \$39,671,187           |
| Monroe County       | 2                         | 3,616                | 122                 | 31                                   | \$7,059,479            |
| Nassau County       | 2                         | 4,457                | 15                  | 16                                   | \$2,858,263            |
| Okaloosa County     | 2                         | 7,500                | 33                  | 10                                   | \$8,304,775            |
| Okeechobee County   | 1                         | 160                  | 14                  | 6                                    | \$107,285              |
| Orange County       | 14                        | 30,543               | 890                 | 132                                  | \$35,365,801           |
| Osceola County      | 4                         | 4,150                | 43                  | 20                                   | \$695,182              |
| Palm Beach County   | 12                        | 63,420               | 437                 | 86                                   | \$39,258,933           |
| Pasco County        | 6                         | 5,643                | 92                  | 34                                   | \$1,752,802            |
| Pinellas County     | 7                         | 24,596               | 241                 | 39                                   | \$5,767,055            |
| Polk County         | 10                        | 27,332               | 292                 | 110                                  | \$19,360,679           |
| Putnam County       | 3                         | 767                  | 62                  | 16                                   | \$254,061              |
| Saint Johns County  | 2                         | 2,652                | 105                 | 11                                   | \$1,643,150            |
| Saint Lucie County  | 2                         | 3,498                | 87                  | 7                                    | \$11,642,377           |
| Santa Rosa County   | 2                         | 1,198                | 92                  | 1                                    | \$6,123,561            |
| Sarasota County     | 3                         | 1,597                | 33                  | 15                                   | \$330,102              |
| Seminole County     | 3                         | 9,519                | 171                 | 68                                   | \$2,332,859            |
| Sumter County       | 1                         | 1,690                | 36                  | 21                                   | \$386,405              |
| Suwannee County     | 2                         | 265                  | 53                  | 22                                   | \$148,857              |
| Taylor County*      | 0                         | 0                    | 0                   | 0                                    | \$0                    |
| Union County*       | 0                         | 0                    | 0                   | 0                                    | \$0                    |
| Volusia County      | 6                         | 959                  | 78                  | 34                                   | \$649,910              |
| Wakulla County*     | 0                         | 0                    | 0                   | 0                                    | \$0                    |
| Walton County       | 2                         | 9                    | 14                  | 1                                    | \$15,931               |
| Washington County*  | 0                         | 0                    | 0                   | 0                                    | \$0                    |
| <b>Total</b>        | <b>217</b>                | <b>494,250</b>       | <b>9,933</b>        | <b>1,563</b>                         | <b>\$345,127,530</b>   |

\*No volunteers were available for clinical services during FY 2022–23.

**Appendix B:**  
**Volunteer Health Care Provider Program Clinics**  
**and Organizations Contributions Detailed by County**  


---

**July 1, 2022–June 23, 2023**

The following tables present detailed information by county and by clinic and organization for health care services provided, licensed volunteer participating and the value of contributions.

**Statewide**

| Clinics and Organizations | Health Care Services | Licensed Volunteers | Value of Contributions <sup>1</sup> |
|---------------------------|----------------------|---------------------|-------------------------------------|
| <b>Total</b>              | <b>494,250</b>       | <b>9,933</b>        | <b>\$345,127,530</b>                |

**Alachua County**

| Clinics and Organizations                                    | Health Care Services | Licensed Volunteers | Value of Contributions <sup>1</sup> |
|--|----------------------|---------------------|-------------------------------------|
| Alachua County Medical Society Foundation Inc.               | 1,190                | 872                 | \$2,766,430                         |
| Helping Hands Clinic <sup>3</sup>                            | 0                    | 0                   | \$0                                 |
| Millhopper   | 81                   | 20                  | \$65,967                            |
| North Central Florida Baptist Association (MDU) <sup>2</sup> | 39                   | 6                   | \$18,997                            |
| RAHMA Mercy Clinic   | 60                   | 16                  | \$60,550                            |
| UF College of Medicine Equal Access Clinic Network           | 2,417                | 50                  | \$331,888                           |
| Westside Samaritans Clinic <sup>3</sup>                      | 0                    | 0                   | \$0                                 |
| <b>Total</b>   | <b>3,787</b>         | <b>964</b>          | <b>\$3,243,832</b>                  |

**Bay County**

| Clinics and Organizations             | Health Care Services | Licensed Volunteers | Value of Contributions <sup>1</sup> |
|---------------------------------------|----------------------|---------------------|-------------------------------------|
| Avicenna Free Clinic                  | 2,900                | 9                   | \$597,805                           |
| BayCare                               | 388                  | 31                  | \$1,452,231                         |
| Saint Andrew Community Medical Center | 10,238               | 56                  | \$10,688,878                        |
| <b>Total</b>                          | <b>13,526</b>        | <b>96</b>           | <b>\$12,738,914</b>                 |

<sup>1</sup> Value of Contributions includes donations and the value of volunteers' services.

<sup>2</sup> MDU = Mobile Dental Unit, Florida Baptist Convention

<sup>3</sup> Clinic did not report their annual summary.

**Brevard County**

| Clinics and Organizations  | Health Care Services | Licensed Volunteers | Value of Contributions <sup>1</sup> |
|--|----------------------|---------------------|-------------------------------------|
| Adult Volunteer Dental Clinic, Brevard County Health Department <sup>2</sup> | 0                    | 0                   | \$0                                 |
| Brevard Health Alliance  | 1,058                | 198                 | \$1,488,256                         |
| Brevard Hispanic Center, Inc. DBA Delacruz Volunteer Clinic                  | 161                  | 4                   | \$35,617                            |
| Space Coast Volunteers in Medicine   | 1,902                | 39                  | \$1,845,978                         |
| <b>Total</b>   | <b>3,121</b>         | <b>241</b>          | <b>3,369,851</b>                    |

**Broward County**

| Clinics and Organizations  | Health Care Services | Licensed Volunteers | Value of Contributions <sup>1</sup> |
|--|----------------------|---------------------|-------------------------------------|
| Light of the World Clinic  | 2,274                | 53                  | \$1,172,794                         |
| Light One's Path Foundation  | 7                    | 1                   | \$3,944                             |
| Living Water Care Center, A Ministry of Immanuel Baptist Church                            | 291                  | 15                  | \$121,738                           |
| Miami Rescue Mission Clinic DBA as Broward Outreach Health clinic – Hollywood <sup>3</sup> | 0                    | 0                   | \$0                                 |
| <b>Total</b>   | <b>2,572</b>         | <b>69</b>           | <b>\$1,298,476</b>                  |

**Charlotte County**

| Clinics and Organizations                          | Health Care Services | Licensed Volunteers | Value of Contributions <sup>1</sup> |
|--|----------------------|---------------------|-------------------------------------|
| Englewood Community Care Clinic, Inc.              | 474                  | 29                  | \$579,583                           |
| Virginia B. Andes Volunteer Community Clinic, Inc. | 12,842               | 122                 | \$8,223,824                         |
| <b>Total</b>                                       | <b>13,316</b>        | <b>151</b>          | <b>\$8,803,407</b>                  |

<sup>1</sup> Value of Contributions includes donations and the value of volunteers' services

<sup>2</sup> No patients were served during FY 2022-23.

<sup>3</sup> Clinic did not report their annual summary.

**Citrus County**

| <b>Clinics and Organizations</b>                        | <b>Health Care Services</b> | <b>Licensed Volunteers</b> | <b>Value of Contributions<sup>1</sup></b> |
|---|-----------------------------|----------------------------|---|
| Citrus County Family Resource Center Connections Clinic | 209                         | 5                          | \$44,396                                  |
| Doctor's Free Clinic of Citrus County                   | 177                         | 10                         | \$83,922                                  |
| First Baptist Church, Inverness (MDU) <sup>2</sup>      | 18                          | 16                         | \$42,733                                  |
| Nature Coast Ministries, Inc., No Cost Dental Clinic    | 385                         | 7                          | \$227,124                                 |
| We Care, Citrus County                                  | 54                          | 18                         | \$31,168                                  |
| <b>Total</b>  | <b>843</b>                  | <b>56</b>                  | <b>\$429,343</b>                          |

**Clay County**

| <b>Clinics and Organizations</b>                   | <b>Health Care Services</b> | <b>Licensed Volunteers</b> | <b>Value of Contributions<sup>1</sup></b> |
|--|-----------------------------|----------------------------|---|
| Clay County Dental Care, Inc.                      | 173                         | 8                          | \$78,552                                  |
| First Baptist Church Middleburg (MDU) <sup>2</sup> | 59                          | 13                         | \$85,424                                  |
| The Way Free Medical Clinic                        | 1,785                       | 31                         | \$1,726,208                               |
| <b>Total</b>                                       | <b>2017</b>                 | <b>52</b>                  | <b>\$1,890,184</b>                        |

**Collier County**

| <b>Clinics and Organizations</b>               | <b>Health Care Services</b> | <b>Licensed Volunteers</b> | <b>Value of Contributions<sup>1</sup></b> |
|--|-----------------------------|----------------------------|---|
| Neighborhood Health Clinic                     | 11,330                      | 430                        | \$20,124,053                              |
| Panira Healthcare Clinic, Inc.                 | 908                         | 7                          | \$237,852                                 |
| Physician Led Access Network of Collier County | 2,270                       | 155                        | \$3,681,392                               |
| <b>Total</b>                                   | <b>14,508</b>               | <b>592</b>                 | <b>\$24,043,297</b>                       |

**Columbia County**

| <b>Clinics and Organizations</b>                 | <b>Health Care Services</b> | <b>Licensed Volunteers</b> | <b>Value of Contributions<sup>1</sup></b> |
|--|-----------------------------|----------------------------|---|
| North Florida Baptist Network (MDU) <sup>2</sup> | 38                          | 10                         | \$32,645                                  |
| <b>Total</b>                                     | <b>38</b>                   | <b>10</b>                  | <b>\$32,645</b>                           |

<sup>1</sup> Value of Contributions includes donations and the value of volunteers' services.

<sup>2</sup> MDU = Mobile Dental Unit, Florida Baptist Convention

**Duval County**

| Clinics and Organizations   | Health Care Services | Licensed Volunteers | Value of Contributions <sup>1</sup> |
|---|----------------------|---------------------|-------------------------------------|
| City Rescue Mission, Dental Clinic                                  | 99                   | 51                  | \$19,649                            |
| City Rescue Mission, Medical Clinic                                 | 210                  | 8                   | \$10,285                            |
| Community Health Outreach   | 824                  | 30                  | \$351,213                           |
| Genesis Missionary Baptist Church (MDU) <sup>2</sup>                | 34                   | 3                   | \$29,095                            |
| I.M. Sulzbacher Center for the Homeless, Inc.                       | 126                  | 5                   | \$25,807                            |
| Jacksonville Myanmar Association                                    | 333                  | 11                  | \$46,880                            |
| Legacy of Care Health Center, Inc. <sup>3</sup>                     | 0                    | 0                   | \$0                                 |
| Mission House Inc.  | 787                  | 29                  | \$125,083                           |
| Muslim American Social Services                                     | 4,311                | 43                  | \$7,361,458                         |
| Park City Baptist Church (MDU) <sup>2</sup>                         | 95                   | 18                  | \$89,914                            |
| Philippine Nurses Association of Northeast Florida                  | 45                   | 13                  | \$33,957                            |
| Redemption Church (MDU) <sup>2</sup>                                | 40                   | 2                   | \$15,894                            |
| St. Vincent's Mobile Health Outreach Ministry<br>Mobile Dental Unit | 334                  | 4                   | \$57,098                            |
| Vision Is Priceless Council   | 4,138                | 70                  | \$670,286                           |
| We Care Jacksonville, Inc.  | 5,219                | 391                 | \$24,015,324                        |
| <b>Total</b>  | <b>16,595</b>        | <b>678</b>          | <b>\$32,851,943</b>                 |

**Escambia County**

| Clinics and Organizations                        | Health Care Services | Licensed Volunteers | Value of Contributions <sup>1</sup> |
|--|----------------------|---------------------|-------------------------------------|
| Escambia County Medical Society Foundation, Inc. | 34                   | 60                  | \$201,459                           |
| Health & Hope Clinic                             | 9,302                | 185                 | \$8,555,807                         |
| Saint Joseph Medical Screening Clinic            | 2,353                | 64                  | \$1,565,335                         |
| <b>Total</b>                                     | <b>11,689</b>        | <b>309</b>          | <b>\$10,322,601</b>                 |

**Flagler County**

| Clinics and Organizations        | Health Care Services | Licensed Volunteers | Value of Contributions <sup>1</sup> |
|----------------------------------|----------------------|---------------------|-------------------------------------|
| Flagler County Free Clinic, Inc. | 2,103                | 30                  | \$1,751,348                         |
| <b>Total</b>                     | <b>2,103</b>         | <b>30</b>           | <b>\$1,751,348</b>                  |

<sup>1</sup> Value of Contributions includes donations and the value of volunteers' services.

<sup>2</sup> MDU = Mobile Dental Unit, Florida Baptist Convention

<sup>3</sup> Clinic did not report their annual summary.

**Hendry County**

| Clinics and Organizations                   | Health Care Services | Licensed Volunteers | Value of Contributions <sup>1</sup> |
|---|----------------------|---------------------|-------------------------------------|
| Hendry Regional Medical Center <sup>2</sup> | 0                    | 0                   | \$0                                 |
| <b>Total</b>                                | <b>0</b>             | <b>0</b>            | <b>\$0</b>                          |

**Hernando County**

| Clinics and Organizations                             | Health Care Services | Licensed Volunteers | Value of Contributions <sup>1</sup> |
|---|----------------------|---------------------|-------------------------------------|
| Crescent of Hernando, Inc., Crescent Community Clinic | 1,500                | 17                  | \$454,076                           |
| People Helping People in Hernando County, Inc.        | 146                  | 8                   | \$83,843                            |
| <b>Total</b>  | <b>1,646</b>         | <b>25</b>           | <b>\$537,919</b>                    |

**Highlands County**

| Clinics and Organizations     | Health Care Services | Licensed Volunteers | Value of Contributions <sup>1</sup> |
|-------------------------------|----------------------|---------------------|-------------------------------------|
| Samaritan's Touch Care Center | 1,159                | 58                  | \$757,675                           |
| <b>Total</b>                  | <b>1,159</b>         | <b>58</b>           | <b>\$757,675</b>                    |

<sup>1</sup> Value of Contributions includes donations and the value of volunteers' services.

<sup>2</sup> Medical Center reported its annual clinic summary to the United Way of Lee County, Inc., in Lee County.

**Hillsborough County**

| <b>Clinics and Organizations</b>                                       | <b>Health Care Services</b> | <b>Licensed Volunteers</b> | <b>Value of Contributions<sup>1</sup></b> |
|--|-----------------------------|----------------------------|---|
| Beth-El Farmworker Ministry, Inc.                                      | 107                         | 10                         | \$33,653                                  |
| BRIDGE Healthcare Clinic   | 1,027                       | 123                        | \$783,855                                 |
| Calvary Community Clinic Inc.  | 249                         | 8                          | \$183,892                                 |
| Catholic Charities Free Clinics, Diocese of St. Petersburg, Inc.       | 2,601                       | 29                         | \$1,013,660                               |
| GRACE Community Medical Center, Inc                                    | 194                         | 9                          | \$1,524,111                               |
| Gulf Coast Dental Outreach Clinic                                      | 321                         | 8                          | \$337,632                                 |
| Judeo Christian Health Clinic, Inc.                                    | 33,021                      | 250                        | \$12,336,563                              |
| Mission Tampa, Inc. / Mission Smiles                                   | 556                         | 120                        | \$310,009                                 |
| Outreach Clinic, Inc.  | 838                         | 35                         | \$1,635,067                               |
| Peace on Earth Foundation, Inc., Free Clinic of Tampa Bay <sup>2</sup> | 0                           | 0                          | \$0                                       |
| Pioneer Medical Group Clinic   | 7,963                       | 142                        | \$2,394,432                               |
| Red Crescent Clinic of Tampa Bay                                       | 3,230                       | 25                         | \$137,076                                 |
| St. George Clinic, Inc.  | 650                         | 45                         | \$611,366                                 |
| Tampa Bay Street Medicine Clinic                                       | 2,679                       | 114                        | \$113,745                                 |
| Underground Clinic, Inc.   | 283                         | 14                         | \$287,795                                 |
| <b>Total</b>   | <b>53,719</b>               | <b>932</b>                 | <b>\$21,702,856</b>                       |

**Holmes County**

| <b>Clinics and Organizations</b>      | <b>Health Care Services</b> | <b>Licensed Volunteers</b> | <b>Value of Contributions<sup>1</sup></b> |
|---------------------------------------|-----------------------------|----------------------------|---|
| Holmes County Community Health Center | 58                          | 8                          | \$30,538                                  |
| <b>Total</b>                          | <b>58</b>                   | <b>8</b>                   | <b>\$30,538</b>                           |

**Indian River County**

| <b>Clinics and Organizations</b>                                     | <b>Health Care Services</b> | <b>Licensed Volunteers</b> | <b>Value of Contributions<sup>1</sup></b> |
|--|-----------------------------|----------------------------|---|
| We Care Program, Florida Department of Health in Indian River County | 726                         | 322                        | \$238,122                                 |
| Fellsmere Volunteer Medical Clinic                                   | 24                          | 2                          | \$93,985                                  |
| <b>Total</b>   | <b>750</b>                  | <b>324</b>                 | <b>\$332,107</b>                          |

<sup>1</sup> Value of Contributions includes donations and the value of volunteers' services.

<sup>2</sup> Clinic did not report their annual summary.



**Jackson County**

| Clinics and Organizations | Health Care Services | Licensed Volunteers | Value of Contributions <sup>1</sup> |
|---------------------------|----------------------|---------------------|-------------------------------------|
| Faith Health Clinic       | 142                  | 4                   | \$69,911                            |
| <b>Total</b>              | <b>142</b>           | <b>4</b>            | <b>\$69,911</b>                     |

**Jefferson County**

| Clinics and Organizations   | Health Care Services | Licensed Volunteers | Value of Contributions <sup>1</sup> |
|---|----------------------|---------------------|-------------------------------------|
| Shepherd's Hands of The Suwannee Valley, Inc., Madison <sup>2</sup> | 0                    | 0                   | \$0                                 |
| <b>Total</b>  | <b>0</b>             | <b>0</b>            | <b>\$0</b>                          |

**Lake County**

| Clinics and Organizations   | Health Care Services | Licensed Volunteers | Value of Contributions <sup>1</sup> |
|---|----------------------|---------------------|-------------------------------------|
| AdventHealth Waterman Community Primary Health Clinic                             | 956                  | 11                  | \$1,160,231                         |
| Community Medical Care Center, Inc.   | 2,107                | 45                  | \$734,935                           |
| First Baptist Church, Umatilla (MDU) <sup>3</sup>                                 | 113                  | 28                  | \$22,756                            |
| Heritage Community Church, Fruitland Park (MDU) <sup>2</sup>                      | 88                   | 14                  | \$42,250                            |
| Lazarus Free Dental Clinic, Catholic Charities of Central Florida                 | 640                  | 10                  | \$656,371                           |
| Saint Luke's Free Medical and Dental Clinic-Catholic Charities of Central Florida | 390                  | 18                  | \$80,696                            |
| We Care of Lake County  | 276                  | 59                  | \$1,542,438                         |
| <b>Total</b>  | <b>4,570</b>         | <b>185</b>          | <b>\$4,239,677</b>                  |

<sup>1</sup> Value of Contributions includes donations and the value of volunteers' services.

<sup>2</sup> Clinic reported their annual summary to Shepherd's Hands of The Suwannee Valley, Inc., Suwannee County

<sup>3</sup> MDU = Mobile Dental Unit, Florida Baptist Convention

**Lee County**

| Clinics and Organizations                                 | Health Care Services | Licensed Volunteers | Value of Contributions <sup>1</sup> |
|---|----------------------|---------------------|-------------------------------------|
| Christian Medical Ministries dba S.W. Florida Pain Clinic | 1,429                | 16                  | \$335,847                           |
| Epilepsy Services of SW Florida, Fort Myers               | 256                  | 3                   | \$12,500                            |
| Florida Lions Eye Clinic                                  | 2,912                | 21                  | \$946,056                           |
| Fort Myers Mobile Dental Unit - Beach Baptist Church      | 48                   | 7                   | \$21,435                            |
| Project Dentists Care of SW Florida                       | 1,247                | 26                  | \$625,090                           |
| Premier Mobile Health Services                            | 2,260                | 110                 | \$514,583                           |
| United Way of Lee County, Inc., We Care                   | 2,329                | 237                 | \$8,405,423                         |
| <b>Total</b>  | <b>10,481</b>        | <b>420</b>          | <b>\$10,860,934</b>                 |

**Leon County**

| Clinics and Organizations                                 | Health Care Services | Licensed Volunteers | Value of Contributions <sup>1</sup> |
|---|----------------------|---------------------|-------------------------------------|
| Capital Medical Society Foundation, Inc., We Care Network | 2,174                | 340                 | \$5,770,743                         |
| Neighborhood Medical Center                               | 33                   | 18                  | \$5,318                             |
| <b>Total</b>  | <b>2,207</b>         | <b>358</b>          | <b>\$5,776,061</b>                  |

**Levy County**

| Clinics and Organizations                          | Health Care Services | Licensed Volunteers | Value of Contributions <sup>1</sup> |
|--|----------------------|---------------------|-------------------------------------|
| First Baptist Church, Chiefland (MDU) <sup>2</sup> | 52                   | 21                  | \$44,602                            |
| <b>Total</b>                                       | <b>52</b>            | <b>21</b>           | <b>\$44,602</b>                     |

**Madison County**

| Clinics and Organizations   | Health Care Services | Licensed Volunteers | Value of Contributions <sup>1</sup> |
|---|----------------------|---------------------|-------------------------------------|
| Shepherd's Hands of The Suwannee Valley, Inc., Madison Mobile Medical Unit <sup>3</sup> | 0                    | 0                   | \$0                                 |
| Shepherd's Hands of The Suwannee Valley, Inc., Greenville <sup>3</sup>                  | 0                    | 0                   | \$0                                 |
| <b>Total</b>  | <b>0</b>             | <b>0</b>            | <b>\$0</b>                          |

<sup>1</sup> Value of Contributions includes donations and the value of volunteers' services.

<sup>2</sup> MDU = Mobile Dental Unit, Florida Baptist Convention

<sup>3</sup> Clinic reported their annual summary to Shepherd's Hands of The Suwannee Valley, Inc., Suwannee County

**Manatee County**

| <b>Clinics and Organizations</b>       | <b>Health Care Services</b> | <b>Licensed Volunteers</b> | <b>Value of Contributions<sup>1</sup></b> |
|--|-----------------------------|----------------------------|---|
| Community Coalition on Homelessness    | 5,607                       | 36                         | \$3,387,055                               |
| Epilepsy Services of Southwest Florida | 152                         | 3                          | \$13,463                                  |
| We Care Manatee, Inc.                  | 891                         | 71                         | \$1,080,668                               |
| <b>Total</b>                           | <b>6,650</b>                | <b>110</b>                 | <b>\$4,481,186</b>                        |

**Marion County**

| <b>Clinics and Organizations</b>                    | <b>Health Care Services</b> | <b>Licensed Volunteers</b> | <b>Value of Contributions<sup>1</sup></b> |
|---|-----------------------------|----------------------------|---|
| FreeD.O.M Clinic USA                                | 2,813                       | 182                        | \$1,776,354                               |
| Hope Clinic, Inc.                                   | 416                         | 1                          | \$122,683                                 |
| La Guadalupana Clinic, Ocala                        | 234                         | 10                         | \$34,144                                  |
| Marion County, We Care, Inc.                        | 37                          | 191                        | \$459,927                                 |
| Project Dentists Care of Marion County <sup>2</sup> | 0                           | 0                          | \$0                                       |
| <b>Total</b>  | <b>3,500</b>                | <b>384</b>                 | <b>\$2,393,108</b>                        |

**Martin County**

| <b>Clinics and Organizations</b>                           | <b>Health Care Services</b> | <b>Licensed Volunteers</b> | <b>Value of Contributions<sup>1</sup></b> |
|--|-----------------------------|----------------------------|---|
| Christian Community Care Center, Inc.                      | 497                         | 7                          | \$141,078                                 |
| Light of the World Charities, Inc. Little Lights Dentistry | 3,186                       | 3                          | \$516,487                                 |
| Volunteers in Medicine Clinic                              | 10,836                      | 191                        | \$8,738,896                               |
| <b>Total</b>   | <b>14,519</b>               | <b>201</b>                 | <b>9,396,461</b>                          |

<sup>1</sup> Value of Contributions includes donations and the value of volunteers' services

<sup>2</sup> No patients were served during FY 2022-23.

**Miami-Dade County**

| <b>Clinics and Organizations</b>                                | <b>Health Care Services</b> | <b>Licensed Volunteers</b> | <b>Value of Contributions<sup>1</sup></b> |
|---|-----------------------------|----------------------------|---|
| Baptist Health South Florida                                    | 9,859                       | 150                        | \$7,200,000                               |
| Brownsville Medical Center                                      | 160                         | 9                          | \$2,686,900                               |
| Caring for Miami  | 2,814                       | 33                         | \$1,300,594                               |
| Center for Haitian Studies                                      | 1,861                       | 11                         | \$661,144                                 |
| Community Smiles  | 56,496                      | 69                         | \$1,386,289                               |
| Dade County Street Response                                     | 100                         | 6                          | \$278,676                                 |
| Doral Pro Health <sup>2</sup>                                   | 0                           | 0                          | \$0                                       |
| Good News Care Center   | 14,872                      | 75                         | \$8,388,696                               |
| Good Samaritan Community Health                                 | 880                         | 3                          | \$482,546                                 |
| League Against Cancer   | 736                         | 13                         | \$5,726,033                               |
| Miami Baptist Association (MDU) <sup>3</sup>                    | 30                          | 5                          | \$28,444                                  |
| Miami Rescue Mission Clinic                                     | 1,446                       | 28                         | \$609,363                                 |
| Ministerio Evangelistico Juana Agulla <sup>2</sup>              | 0                           | 0                          | \$0                                       |
| North Miami Beach Medical Mobil Center                          | 1,625                       | 8                          | \$1,557,422                               |
| Open Door Health Center   | 11,656                      | 102                        | \$3,671,468                               |
| Robert Morgan Dental Clinic                                     | 585                         | 18                         | \$198,858                                 |
| South Miami Children's Clinic                                   | 24                          | 2                          | \$7,908                                   |
| St. John Bosco Clinic   | 3,931                       | 28                         | \$1,831,978                               |
| Universal Heritage Institute Clinic                             | 4,039                       | 32                         | \$1,015,988                               |
| Universal Medical Clinic  | 5,276                       | 23                         | \$1,852,442                               |
| University of Miami IDEA Exchange Wound Care Clinic             | 334                         | 41                         | \$191,905                                 |
| University of Miami Night Clinic at CHS                         | 152                         | 25                         | \$88,058                                  |
| University of Miami, St. John Bosco Tuesday Night Clinic        | 180                         | 42                         | \$120,293                                 |
| University of Miami-Physical Therapy Clinic <sup>2</sup>        | 0                           | 0                          | \$0                                       |
| Urban Mercy Clinic <sup>2</sup>                                 | 0                           | 0                          | \$0                                       |
| University of Miami Night Clinic at Miami Rescue Mission Clinic | 55                          | 22                         | \$386,182                                 |
| <b>Total</b>  | <b>117,111</b>              | <b>745</b>                 | <b>\$39,671,187</b>                       |

**Monroe County**

| <b>Clinics and Organizations</b> | <b>Health Care Services</b> | <b>Licensed Volunteers</b> | <b>Value of Contributions<sup>1</sup></b> |
|----------------------------------|-----------------------------|----------------------------|---|
| Florida Keys (MDU) <sup>3</sup>  | 94                          | 22                         | \$128,760                                 |
| Good Health Clinic               | 3,522                       | 100                        | \$6,930,719                               |
| <b>Total</b>                     | <b>3,616</b>                | <b>122</b>                 | <b>\$7,059,479</b>                        |

<sup>1</sup> Value of Contributions includes donations and the value of volunteers' services.

<sup>2</sup> No patients were served during FY 2022-23.

<sup>3</sup> MDU = Mobile Dental Unit, Florida Baptist Convention

**Nassau County**

| Clinics and Organizations                                | Health Care Services | Licensed Volunteers | Value of Contributions <sup>1</sup> |
|--|----------------------|---------------------|-------------------------------------|
| Barnabas Center, Inc., Medical and Dental                | 4,407                | 5                   | \$2,826,353                         |
| Northeast Florida Baptist Association (MDU) <sup>2</sup> | 50                   | 10                  | \$31,910                            |
| <b>Total</b>   | <b>4,457</b>         | <b>15</b>           | <b>\$2,858,263</b>                  |

**Okaloosa County**

| Clinics and Organizations | Health Care Services | Licensed Volunteers | Value of Contributions <sup>1</sup> |
|---------------------------|----------------------|---------------------|-------------------------------------|
| Crossroads Center, Inc.   | 1,199                | 18                  | \$1,993,437                         |
| Hope Medical Clinic       | 6,301                | 15                  | \$6,311,338                         |
| <b>Total</b>              | <b>7,500</b>         | <b>33</b>           | <b>\$8,304,775</b>                  |

**Okeechobee County**

| Clinics and Organizations      | Health Care Services | Licensed Volunteers | Value of Contributions <sup>1</sup> |
|--------------------------------|----------------------|---------------------|-------------------------------------|
| Open Hands Health Center, Inc. | 160                  | 14                  | \$107,285                           |
| <b>Total</b>                   | <b>160</b>           | <b>14</b>           | <b>\$107,285</b>                    |

<sup>1</sup> Value of Contributions includes donations and the value of volunteers' services.

<sup>2</sup> MDU = Mobile Dental Unit, Florida Baptist Convention

**Orange County**

| <b>Clinics and Organizations</b>                     | <b>Health Care Services</b> | <b>Licensed Volunteers</b> | <b>Value of Contributions<sup>1</sup></b> |
|--|-----------------------------|----------------------------|---|
| Adventist University of Health Sciences, Hope Clinic | 151                         | 28                         | \$1,023,224                               |
| Alma Health Ministries Inc. <sup>2</sup>             | 0                           | 0                          | \$0                                       |
| Community Care Clinic Florida Hospital               | 2,444                       | 11                         | \$788,500                                 |
| Community Medicine Clinic at Florida Hospital        | 2,221                       | 8                          | \$493,000                                 |
| Dental Care Access Foundation                        | 1,936                       | 15                         | \$64,587                                  |
| Epilepsy Foundation of Central Florida               | 10                          | 1                          | \$3,772                                   |
| Five Pillars Free Clinic Inc.                        | 38                          | 16                         | \$27,076                                  |
| Grace Medical Home                                   | 11,772                      | 197                        | \$13,026,369                              |
| Islamic Society of Central Florida <sup>2</sup>      | 0                           | 0                          | \$0                                       |
| Latino Leadership Inc.                               | 373                         | 5                          | \$175,886                                 |
| Saint Luke's Coptic Medical Center                   | 263                         | 15                         | \$52,415                                  |
| Shepherd's Hope, Inc.                                | 7,196                       | 475                        | \$17,630,164                              |
| Special Care of Central Florida, Inc.                | 1,170                       | 117                        | \$1,384,110                               |
| The Mental Health Association of Central Florida     | 2,969                       | 2                          | \$696,698                                 |
| <b>Total</b>   | <b>30,543</b>               | <b>890</b>                 | <b>\$35,365,801</b>                       |

**Osceola County**

| <b>Clinics and Organizations</b>      | <b>Health Care Services</b> | <b>Licensed Volunteers</b> | <b>Value of Contributions<sup>1</sup></b> |
|---------------------------------------|-----------------------------|----------------------------|---|
| Catholic Charities St. Thomas Aquinas | 524                         | 27                         | \$94,008                                  |
| Free Clinic of Florida, Inc.          | 133                         | 2                          | \$25,265                                  |
| Making A Difference                   | 101                         | 2                          | \$401,852                                 |
| Osceola County Council on Aging       | 3,392                       | 12                         | \$174,057                                 |
| <b>Total</b>                          | <b>4,150</b>                | <b>43</b>                  | <b>\$695,182</b>                          |

<sup>1</sup> Value of Contributions includes donations and the value of volunteers' services.

<sup>2</sup> Clinic did not report their clinic summary.

**Palm Beach County**

| <b>Clinics and Organizations</b>   | <b>Health Care Services</b> | <b>Licensed Volunteers</b> | <b>Value of Contributions<sup>1</sup></b> |
|--|-----------------------------|----------------------------|---|
| Caridad Health Center, Medical & Dental  | 39,750                      | 208                        | \$32,628,367                              |
| Community Health Center, Medical & Vision  | 5,420                       | 20                         | \$1,730,125                               |
| Empower Healthcare   | 10                          | 1                          | \$5,572                                   |
| Global Healthy Living Foundation (Whelton Virshup CreakyJoints Arthritis Clinic) | 423                         | 15                         | \$235,997                                 |
| Healing Health Care Center, Inc.   | 726                         | 3                          | \$164,748                                 |
| Mission Clinic of Palm Springs   | 735                         | 19                         | \$404,479                                 |
| Mission Medical Clinic, Medical & Dental   | 14,186                      | 11                         | \$1,962,778                               |
| MyClinic Jupiter   | 1,457                       | 28                         | \$1,053,507                               |
| Project Access   | 542                         | 111                        | \$1,032,841                               |
| Shenandoah Medical Care Center   | 13                          | 5                          | \$8,262                                   |
| T. Leroy Jefferson Medical Society   | 98                          | 10                         | \$8,736                                   |
| We Care Clinic, Inc.   | 60                          | 6                          | \$23,521                                  |
| <b>Total</b>   | <b>63,420</b>               | <b>437</b>                 | <b>\$39,258,933</b>                       |

**Pasco County**

| <b>Clinics and Organizations</b>                       | <b>Health Care Services</b> | <b>Licensed Volunteers</b> | <b>Value of Contributions<sup>1</sup></b> |
|--|-----------------------------|----------------------------|---|
| CARES Senior Health Clinic                             | 1,434                       | 13                         | \$871,346                                 |
| Faith Community Church, Spring Hill (MDU) <sup>2</sup> | 51                          | 13                         | \$60,634                                  |
| Good Samaritan Health Clinic of Pasco County           | 3,808                       | 28                         | \$516,236                                 |
| Sertoma Speech & Hearing Foundation of Florida, Inc.   | 184                         | 1                          | \$237,179                                 |
| St. Andre Clinic (Catholic Charities)                  | 129                         | 29                         | \$36,755                                  |
| Veterans Stand Down, Sandy Hills (MDU) <sup>2</sup>    | 37                          | 8                          | \$30,652                                  |
| <b>Total</b>   | <b>5,643</b>                | <b>92</b>                  | <b>\$1,752,802</b>                        |

<sup>1</sup> Value of Contributions includes donations and the value of volunteers' services.

<sup>2</sup> MDU = Mobile Dental Unit, Florida Baptist Convention

**Pinellas County**

| Clinics and Organizations                        | Health Care Services | Licensed Volunteers | Value of Contributions <sup>1</sup> |
|--|----------------------|---------------------|-------------------------------------|
| Clearwater Free Clinic                           | 8,559                | 114                 | \$2,278,520                         |
| Community Dental Clinic                          | 2,468                | 17                  | \$1,203,563                         |
| Homeless Empowerment Program - HEP Dental Clinic | 3,402                | 29                  | \$711,635                           |
| La Clinica Guadalupeana                          | 1,397                | 10                  | \$901,928                           |
| St. Mina Coptic Medical Center, Inc.             | 300                  | 4                   | \$79,060                            |
| St. Petersburg Free Clinic                       | 8,305                | 64                  | \$560,869                           |
| Willa Carson Health Resource Center              | 165                  | 3                   | \$31,480                            |
| <b>Total</b>                                     | <b>24,596</b>        | <b>241</b>          | <b>\$5,767,055</b>                  |

**Polk County**

| Clinics and Organizations   | Health Care Services | Licensed Volunteers | Value of Contributions <sup>1</sup> |
|---|----------------------|---------------------|-------------------------------------|
| Angels Care Center of Eloise  | 371                  | 15                  | \$325,589                           |
| Lake Wales Care Center  | 351                  | 11                  | \$290,218                           |
| Lakeland Volunteers in Medicine                                     | 12,551               | 64                  | \$13,189,092                        |
| Mid-Town Dental Clinic / Free Dental Day <sup>2</sup>               | 0                    | 0                   | \$0                                 |
| Parkview Outreach Community Center, Inc.                            | 780                  | 22                  | \$497,838                           |
| Polk County, Health Care Dental Clinic at Traviss Center            | 200                  | 4                   | \$225,345                           |
| Project Dentists Care, Give Kids A Smile                            | 89                   | 11                  | \$129,200                           |
| Talbot House Ministries of Lakeland, Inc. DBA Good Samaritan Clinic | 2,285                | 7                   | \$766,247                           |
| The Haley Center Inc.   | 7,263                | 45                  | \$1,459,601                         |
| We Care of Central Florida, Inc.                                    | 3,442                | 113                 | \$2,477,549                         |
| <b>Total</b>  | <b>27,332</b>        | <b>292</b>          | <b>\$19,360,679</b>                 |

**Putnam County**

| Clinics and Organizations                           | Health Care Services | Licensed Volunteers | Value of Contributions <sup>1</sup> |
|---|----------------------|---------------------|-------------------------------------|
| First Baptist Church Interlachen (MDU) <sup>3</sup> | 129                  | 6                   | \$32,802                            |
| FreeDOM clinic                                      | 82                   | 44                  | \$63,619                            |
| Putnam County Medical Mission                       | 556                  | 12                  | \$157,640                           |
| <b>Total</b>  | <b>767</b>           | <b>62</b>           | <b>\$254,061</b>                    |

<sup>1</sup> Value of Contributions includes donations and the value of volunteers' services.

<sup>2</sup> Clinic did not report their annual summary report.

<sup>3</sup> MDU = Mobile Dental Unit, Florida Baptist Convention



**Saint Johns County**

| <b>Clinics and Organizations</b> | <b>Health Care Services</b> | <b>Licensed Volunteers</b> | <b>Value of Contributions<sup>1</sup></b> |
|----------------------------------|-----------------------------|----------------------------|---|
| Emmanuel Project                 | 51                          | 6                          | \$300,666                                 |
| Wildflower Healthcare            | 2,601                       | 99                         | \$1,342,484                               |
| <b>Total</b>                     | <b>2,652</b>                | <b>105</b>                 | <b>\$1,643,150</b>                        |

**Saint Lucie County**

| <b>Clinics and Organizations</b>                 | <b>Health Care Services</b> | <b>Licensed Volunteers</b> | <b>Value of Contributions<sup>1</sup></b> |
|--|-----------------------------|----------------------------|---|
| Discovery Church of Port St. Lucie Florida, Inc, | 25                          | 4                          | \$20,545                                  |
| Saint Lucie County Health Access Network, Inc.   | 3,473                       | 83                         | \$11,621,832                              |
| <b>Total</b>                                     | <b>3,498</b>                | <b>87</b>                  | <b>\$11,642,377</b>                       |

**Santa Rosa County**

| <b>Clinics and Organizations</b> | <b>Health Care Services</b> | <b>Licensed Volunteers</b> | <b>Value of Contributions<sup>1</sup></b> |
|----------------------------------|-----------------------------|----------------------------|---|
| Good Samaritan Clinic            | 1,122                       | 45                         | \$6,068,189                               |
| We Care-Santa Rosa               | 76                          | 47                         | \$55,372                                  |
| <b>Total</b>                     | <b>1,198</b>                | <b>92</b>                  | <b>\$6,123,561</b>                        |

**Sarasota County**

| <b>Clinics and Organizations</b>                | <b>Health Care Services</b> | <b>Licensed Volunteers</b> | <b>Value of Contributions<sup>1</sup></b> |
|---|-----------------------------|----------------------------|---|
| Epilepsy Foundation of Southwest Florida        | 152                         | 3                          | \$13,463                                  |
| Good Samaritan Pharmacy & Health Services, Inc. | 1,420                       | 22                         | \$305,413                                 |
| Universal Crescent Clinic                       | 25                          | 8                          | \$11,226                                  |
| <b>Total</b>                                    | <b>1,597</b>                | <b>33</b>                  | <b>\$330,102</b>                          |

<sup>1</sup> Value of Contributions includes donations and the value of volunteers' services.

**Seminole County**

| Clinics and Organizations             | Health Care Services | Licensed Volunteers | Value of Contributions <sup>1</sup> |
|---------------------------------------|----------------------|---------------------|-------------------------------------|
| American Muslim Social Services, Inc. | 5,434                | 39                  | \$1,794,312                         |
| Shepherd's Hope, Inc., Longwood       | 2,751                | 124                 | \$146,156                           |
| United Medical & Social Services Inc. | 1,334                | 8                   | \$392,391                           |
| <b>Total</b>                          | <b>9,519</b>         | <b>171</b>          | <b>\$2,332,859</b>                  |

**Sumter County**

| Clinics and Organizations  | Health Care Services | Licensed Volunteers | Value of Contributions <sup>1</sup> |
|--|----------------------|---------------------|-------------------------------------|
| Lazarus Free Medical Clinic, Catholic Charities of Central Florida | 1,690                | 36                  | \$386,405                           |
| <b>Total</b>   | <b>1,690</b>         | <b>36</b>           | <b>\$386,405</b>                    |

**Suwannee County**

| Clinics and Organizations                       | Health Care Services | Licensed Volunteers | Value of Contributions <sup>1</sup> |
|---|----------------------|---------------------|-------------------------------------|
| Shepherd's Hands of The Suwannee Valley, Inc.   | 177                  | 26                  | \$45,226                            |
| Suwannee Baptist Association (MDU) <sup>2</sup> | 88                   | 27                  | \$103,631                           |
| <b>Total</b>                                    | <b>265</b>           | <b>53</b>           | <b>\$148,857</b>                    |

<sup>1</sup> Value of Contributions includes donations and the value of volunteers' services.

<sup>2</sup> MDU = Mobile Dental Unit, Florida Baptist Convention

**Volusia County**

| Clinics and Organizations                                      | Health Care Services | Licensed Volunteers | Value of Contributions <sup>1</sup> |
|--|----------------------|---------------------|-------------------------------------|
| Bella Vista Baptist Church (MDU) <sup>2</sup>                  | 76                   | 14                  | \$83,529                            |
| First Baptist Church New Smyrna Beach (MDU) <sup>2</sup>       | 63                   | 7                   | \$15,363                            |
| Good Samaritan Clinic of West Volusia, Medical & Dental Clinic | 687                  | 45                  | \$455,793                           |
| Jesus Clinic <sup>3</sup>                                      | 0                    | 0                   | \$0                                 |
| St. George Medical Center <sup>3</sup>                         | 0                    | 0                   | \$0                                 |
| Volusia Volunteers in Medicine Clinic                          | 133                  | 12                  | \$95,225                            |
| <b>Total</b>   | <b>959</b>           | <b>78</b>           | <b>\$649,910</b>                    |

**Walton County**

| Clinics and Organizations                 | Health Care Services | Licensed Volunteers | Value of Contributions <sup>1</sup> |
|---|----------------------|---------------------|-------------------------------------|
| Hope Medical Clinic Freeport <sup>3</sup> | 0                    | 0                   | \$0                                 |
| We Care, Walton County                    | 9                    | 14                  | \$15,931                            |
| <b>Total</b>                              | <b>9</b>             | <b>14</b>           | <b>\$15,931</b>                     |

<sup>1</sup> Value of Contributions includes donations and the value of volunteers' services.

<sup>2</sup> MDU = Mobile Dental Unit, Florida Baptist Convention

<sup>3</sup> Clinic did not report their annual summary.

## Appendix C: Summary of Clinics and Organizations that Closed

The following table identifies clinics that previously participated in the Program but closed during FY 2022–23 and did not provide any volunteer services.

| County     | Clinics and Organizations                                       |
|------------|---|
| Broward    | Broward Partnership for the Homeless, Inc.                      |
| Broward    | Pak-American Clinic   |
| Broward    | Partnership for the Homeless, Inc.                              |
| Leon       | CESC Kearney Center at Tallahassee Leon Shelter, Dental Clinic  |
| Leon       | CESC Kearney Center at Tallahassee Leon Shelter, Medical Clinic |
| Manatee    | Genesis Health Services, Inc.                                   |
| Marion     | Deliverance Outreach Ministries, Inc.                           |
| Marion     | Three Angels Clinic   |
| Miami      | Lotus House Wellness Center                                     |
| Walton     | Hope Medical Clinic Freeport                                    |
| Osceola    | Osceola Christian Ministry Center, Medical Clinic               |
| Osceola    | Osceola Christian Ministry Center, Pregnancy Center             |
| Osceola    | Osceola Christian Ministry Center, Dental Office                |
| Palm Beach | Jamaicans of the Palm Beaches                                   |
| Palm Beach | Save-A-Molar, Dental Program                                    |
| Pasco      | St. Verena Clinic, New Port Richey                              |
| Polk       | Winter Haven Hospital Foundation Mobile Medical Clinic          |

## Appendix D:



CHIEF FINANCIAL OFFICER  
**JIMMY PATRONIS**  
STATE OF FLORIDA

April 12, 2023

Christopher P. Gainous, Sr.  
Supervisor, Volunteer Health Services  
Department of Health  
Health Resources and Access Section  
4052 Balk Cypress Way, BIN #BC15  
Tallahassee, Florida 32399-1706

RE: Volunteer Healthcare provider Program

Mr. Gainous:

Pursuant to s.766.1115(7), F.S., this is to report that zero claims have been filed in the past twelve months, against the Volunteer Healthcare provider Program with the Division of Risk Management.

V/R,

A handwritten signature in blue ink, appearing to read "Kelly Hagenbeck".

Kelly Hagenbeck

FLORIDA DEPARTMENT OF FINANCIAL SERVICES  
Kelly Hagenbeck • Bureau Chief of State Liability and Property Claims  
Division of Risk Management • Bureau of State Liability and Property Claims  
200 East Gaines Street • Tallahassee, FL 32399-0338 • Tel. 850-413-4850  
E-mail • [Kelly.Hagenbeck@myfloridacfo.com](mailto:Kelly.Hagenbeck@myfloridacfo.com)  
AFFIRMATIVE ACTION • EQUAL OPPORTUNITY EMPLOYER