

FLORIDA BOARD OF MEDICINE
FLORIDA BOARD OF OSTEOPATHIC MEDICINE
Physician Certification Pattern Review Panel

Annual Report

January 1, 2020

Data Period: October 1, 2018 through
September 30, 2019



Table of Contents

Historical Review	3
Physician Certification Pattern Review Panel	4
October 1, 2018 through September 30, 2019 Statistics	5
Overview of Physician Certifications by Qualifying Condition	
Issuance of Certifications for Medical Marijuana	
Average Amounts Ordered and Order Patterns	
All Orders for Low-Tetrahydrocannabinol Cannabis	
All Orders for Medical Marijuana	
All Orders for Medical Marijuana in a Form for Smoking	
Panel Recommendations	10
Terms and Definitions	11
Appendix A. Tables 1-4, Details on Qualifying Conditions, Counts, and Total Supply for Low-THC Cannabis and Medical Marijuana.	15
Appendix B. Tables 5-6, Details on Number of Certifications, Orders, Average Ounces, and Total Supply of Marijuana in a Form for Smoking.	96
Appendix C. Tables 7-16, Details on Average Daily Dose for Orders of Low-THC Cannabis and Medical Marijuana by Route.	128
Appendix D. Tables 17-20, Details on Total Supply Ordered for Low-THC Cannabis and Medical Marijuana by Route.	290

Historical Review

Sequence of Events

July 2014	Florida Legislature passed the Compassionate Medical Use Act.
January 2015	Section 381.986, Florida Statutes (F.S.), allowed qualified physicians to issue patient orders for low-THC cannabis for limited medical conditions.
July 2016	Section 381.986, F.S., allowed for full potency medical marijuana for patients with terminal illnesses.
August 2016	The first low-THC cannabis and medical marijuana were available to patients.
November 2016	Florida voters approved Amendment 2, creating Article X, Section 29 of the Florida Constitution, “Medical marijuana production, possession, and use”, which took effect on January 3, 2017.
February 2017	Medical Marijuana Use Registry (MMUR) identification cards issued to qualified patients and caregivers.
June 2017	Senate Bill 8-A signed into law. The bill amended section 381.986, F.S., and included a requirement for the Board of Medicine and the Board of Osteopathic Medicine to create a joint Physician Certification Pattern Review Panel and renamed the Office of Compassionate Use as the Office of Medical Marijuana Use.
March 2019	Senate Bill 182 signed into law. The bill amended section 381.986, F.S., to redefine the term “medical use” to include the possession, use, or administration of marijuana in a form for smoking and required the patient’s informed consent form to include negative health risks associated with smoking marijuana.

Physician Certification Pattern Review Panel

The Florida Board of Medicine and the Florida Board of Osteopathic Medicine created a joint Physician Certification Pattern Review Panel (Panel) on medical marijuana in compliance with section 381.986 (4)(j), F.S. The Panel is responsible for reporting its findings and recommendations by January 1 of each year to the Governor, the President of the Senate, and the Speaker of the House of Representatives.

Florida Board of Medicine

Jorge J. Lopez, M.D. – Vice-Chair
Steven Rosenberg, M.D.
Sarvam TerKonda, M.D.

Florida Board of Osteopathic Medicine

Sandra Schwemmer, D.O. – Chair
Michelle Mendez, D.O.
Joel B. Rose, D.O.

Statutory Requirements for the Annual Report

[Section 381.986\(4\)\(j\), F.S. \(2019\)](#): “The Board of Medicine and the Board of Osteopathic Medicine shall jointly create a physician certification pattern review panel that shall review all physician certifications submitted to the medical marijuana use registry. The panel shall track and report the number of physician certifications and the qualifying medical conditions, dosage, supply amount, and form of marijuana certified. The panel shall report the data both by individual qualified physician and in the aggregate, by county, and statewide. The physician certification pattern review panel shall, beginning January 1, 2018, submit an annual report of its findings and recommendations to the Governor, the President of the Senate, and the Speaker of the House of Representatives.”

The Panel’s Annual Report uses two data sources within the Department of Health.

1. The Office of Medical Marijuana Use (OMMU) is responsible for oversight of the Medical Marijuana Treatment Centers (MMTCs) in Florida and maintains the Medical Marijuana Use Registry (MMUR). This office maintains the listing of all qualified physicians and issues patient and caregiver identification cards. Qualified physicians hold unrestricted Florida licenses and are qualified to issue physician certifications as required by section 381.986 (3), F.S. The MMUR contains qualified physician certification information, including the individual certifications submitted by qualified physicians, as well as patient information, and is the primary source of the data used in this report.
2. The Division of Medical Quality Assurance (MQA) maintains the MQA Licensure Database which contains the licensure data for all licensed practitioners, as well as the practitioner profiles for both allopathic and osteopathic physicians. This database contains the primary practice location provided by each physician and was used to prepare the county-specific information. Physicians are required by law to provide a primary practice location.

October 1, 2018 through September 30, 2019 Statistics

Descriptive statistics are based on the MMUR data from October 1, 2018 through September 30, 2019 and the MQA Licensure Database.

During this period there were 460,469 certifications for 291,865 individual patients by 1,487 qualified physicians.

Total Counts – October 1, 2018 – September 30, 2019

460,469 Active certifications (certifications) included dosing information by type and route for at least one order period, or at least one order period of medical marijuana in a form for smoking.

1,487 Individual qualified physicians (physicians) with certifications. 1,180 are Allopathic Physicians and 307 are Osteopathic Physicians.

Overall, the average number of certifications per physician = 310; range in certifications per physician = 1 – 8,838 (median = 50; mode = 1).

- The number of individual qualified physicians in this report were 59% of the 2,516 reported by OMMU as of October 1, 2019.
- 1,358 physicians had less than 1,000 certifications in this 12-month period. In total these physicians wrote 179,528 certifications, which means 39% of all certifications were written by 91% of physicians.

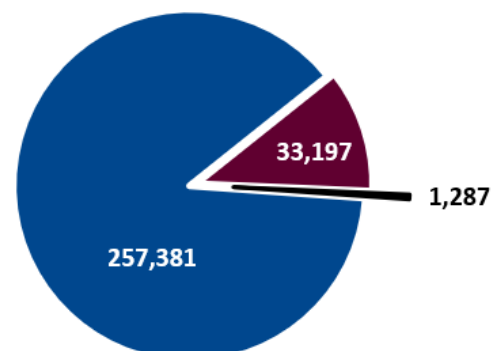
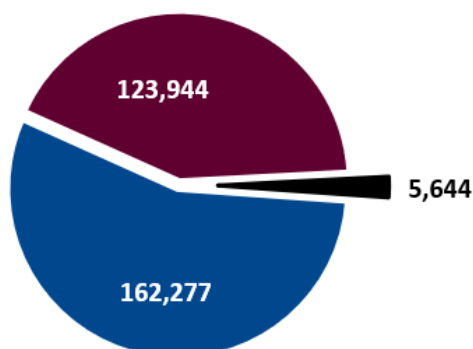
For this group, the average number of certifications per physician = 132; range in certifications per physician = 1 – 985 (median = 37; mode = 1).

- 129 physicians had 1,000 or more certifications in this 12-month period. In total these physicians wrote 280,941 certifications, which means 61% of all certifications were written by 9% of physicians.

For this group, the average number of certifications per physician = 2,178; range in certifications per physician = 1,009 – 8,838 (median = 1,705; mode = 1,010).

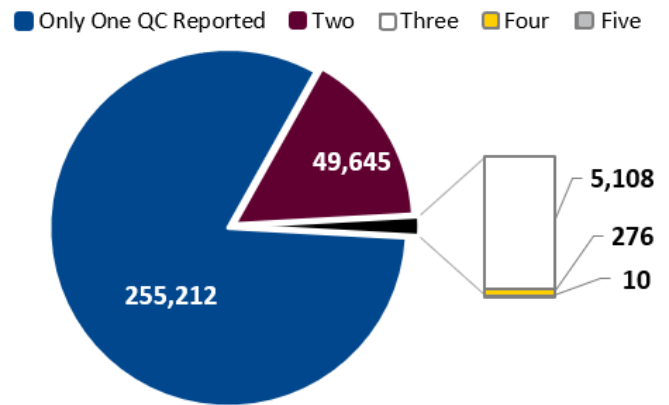
291,865 Individual patients with certifications in this 12-month period.

■ Only 1 Certification per Patient ■ 2 or 3 ■ ≥ 4 ■ Only 1 Physician per Patient ■ 2 ■ ≥ 3



Overview of Physician Certifications by Qualifying Condition

Listed below is the frequency of qualifying conditions (QC) in certifications from October 1, 2018 through September 30, 2019. The three highest counts are in bold font. Some patients in this report period have more than one certification or more than one qualifying condition. Qualifying conditions were reported 535,717 times in the 460,469 certifications for 291,865 individual patients.



Qualifying Conditions	Number and Percent with only one QC ¹ Reported		Number and Percent for All QCs ² Reported	
	Number	Percent	Number	Percent
(a) Cancer	27,792	7.0%	36,749	6.9%
(b) Epilepsy	6,187	1.6%	8,698	1.6%
(c) Glaucoma	5,196	1.3%	7,867	1.5%
(d) Positive status for human immunodeficiency virus (HIV)	2,726	0.7%	3,861	0.7%
(e) Acquired immune deficiency syndrome (AIDS)	367	0.1%	626	0.1%
(f) Post-traumatic stress disorder (PTSD)	88,397	22.6%	128,030	23.9%
(g) Amyotrophic lateral sclerosis (ALS)	302	0.1%	408	0.1%
(h) Crohn's disease	5,873	1.5%	7,931	1.5%
(i) Parkinson's disease	3,946	1.0%	4,888	0.9%
(j) Multiple sclerosis (MS)	4,924	1.3%	6,760	1.3%
(k) Medical conditions of the same kind or class as or comparable to those enumerated in paragraphs (a)-(j)	113,401	29.0%	135,088	25.2%
(l) A terminal condition diagnosed by a physician other than the qualified physician issuing the physician certification	290	0.1%	870	0.1%
(m) Chronic non-malignant pain	131,560	33.7%	193,941	36.2%
	[255,212 Patients]	390,961 Certifications	[291,865 Patients]	460,469 Certifications

¹ Only one qualifying condition reported per certification. ² All qualifying conditions reported (multiple per certification). Some patients have more than one certification, creating a multiple headcount.

Details on qualifying conditions and counts by state, county, and individual physician are on page 15.

Issuance of Certifications for Medical Marijuana

Orders for Low-THC Cannabis and Medical Marijuana

In each certification, physicians may include up to three consecutive order periods (up to 70 days each, 210 days total). In each order period physicians may include up to five routes of administration for each type of medical marijuana. This potentially allows up to 10 different orders of marijuana for medical use products in one order period, or up to 30 orders within one certification.

Orders for Medical Marijuana in a Form for Smoking

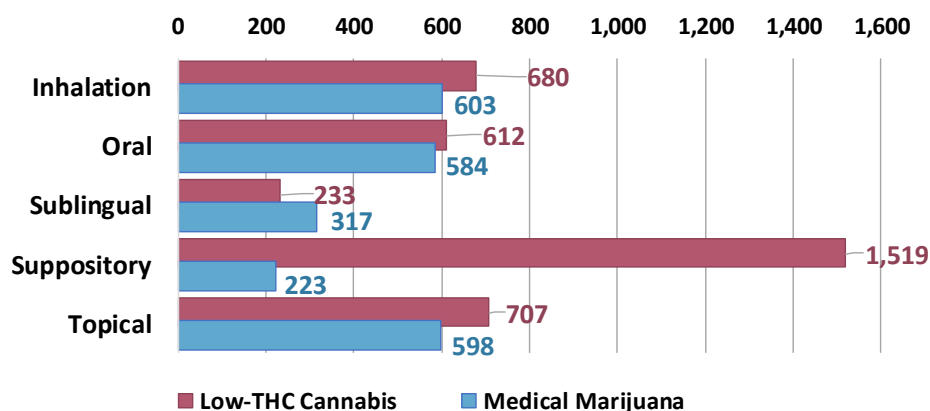
In addition to the five routes available for each type of medical marijuana, physicians may include orders for medical marijuana in a form for smoking. Within a certification, medical marijuana in a form for smoking is available for up to six consecutive order periods (up to 35 days each, 210 days total) with a maximum order amount of 2.5 ounces of product, or up to 15 ounces of product per certification.

Details on counts of low-THC cannabis and medical marijuana ordered are on page 61, and on page 96 for medical marijuana in a form for smoking.

Average Amounts Ordered and Order Patterns

The average daily dose for route and type ranged from a low of 223 mg/day for medical marijuana – suppository and a high of 1,519 mg/day for low-THC cannabis – suppository. The high average dose was impacted by orders with extremely high dosages. The most frequently ordered type and route were: low-THC cannabis - oral and medical marijuana - inhalation.

Average Daily Dose Ordered (mg/day)



Details on average daily dose of low-THC cannabis and medical marijuana ordered by route are on page 288. Total supply details are on page 290.

The average ounces ordered for medical marijuana in a form for smoking were 2.46 ounces. 96% of physicians order on average 2.46 ounces or more.

Medical Marijuana in a Form for Smoking	Order Period 1	Order Period 2	Order Period 3	Order Period 4	Order Period 5	Order Period 6
Average Ounces Ordered (oz/order)	2.46	2.46	2.46	2.47	2.47	2.47
% Physicians who ordered 2.5 ounces	96%	96%	96%	97%	97%	97%

Details on average ounces per order period and total supply for medical marijuana ordered in a form for smoking are on page 96.

Within individual certifications, orders included either or both types (low-THC cannabis, medical marijuana) and/or medical marijuana in a form for smoking. The most frequent pattern of orders within a certification (viewed by physician or viewed by patient) include both types, followed by both types plus smoking. The least common pattern of orders within a certification is to have only low-THC cannabis, only smoking, or low-THC cannabis plus smoking.

Ranking of Most Common Order Patterns

Order Patterns	Physicians	Certifications	Patients
a. Both Types	1	1	1
b. Both Types + Smoking	3	2	2
c. Only Medical Marijuana	2	3	3
d. Medical Marijuana + Smoking	4	4	4
e. Only Low-THC Cannabis	5	5	5
f. Only Smoking	6	6	6
g. Low-THC Cannabis + Smoking	7	7	7

All Orders for Low-THC Cannabis

- 94% of physicians (1,397 of 1,487) wrote 376,654 certifications with orders for low-THC cannabis.
- 85.5% of patients (249,458 of 291,865) received low-THC cannabis orders.
- The total supply of low-THC ordered across the three order periods for all certifications was 117,245,209,825 mgs.

Detailed data for low-THC cannabis begins on page 61 with Tables 3 and 4.

Route of administration information for low-THC cannabis orders by state and county, and by individual physician, is provided on page 128. Total supply details are on page 290.

All Orders for Medical Marijuana

- 98.5% of physicians (1,464 of 1,487) wrote 457,655 certifications with orders for medical marijuana.
- 99.5% of patients (290,408 of 291,865) received medical marijuana orders.
- The total supply of medical marijuana ordered across the three order periods for all certifications was 129,631,509,713 mgs.

Detailed data for medical marijuana begins on page 61 with Tables 3 and 4.

Route of administration information for medical marijuana orders by state and county, and by individual physician, is provided on page 128. Total supply details are on page 290.

All Orders for Medical Marijuana in a Form for Smoking

- 65.4% of physicians (973 of 1,487) wrote 136,861 certifications with orders for medical marijuana in a form for smoking.
- 44% of patients (128,040 of 291,865) received orders for medical marijuana in a form for smoking.
- The total supply ordered across the six order periods for all certifications was 1,822,766.05 ounces.

Detailed data for medical marijuana in a form for smoking is provided in Tables 5 and 6 on page 95.

Panel Recommendations

The Panel made numerous suggestions to the staff to provide further analysis by expanding the narrative portion of this report. At this time, the Panel has no further recommendations.

Terms and Definitions

Average (AVG) daily dose - the average of all daily doses ordered within a physician certification by route of administration and type (low-THC cannabis or medical marijuana).

Average ounces - the average of all “total ounces per 35-day order period of marijuana in a form for smoking” by certification, physician, county, or state.

Cannabidiol (CBD) for low-THC cannabis ordered by route(s) in the Medical Marijuana Use Registry is measured in milligrams per day.

Certifications for medical marijuana made by qualified physicians for patients with a qualifying medical condition.

Chronic nonmalignant pain - pain that is caused by a qualifying medical condition or that originates from a qualifying medical condition and persists beyond the usual course of that qualifying medical condition.

County is based on the primary practice location (address) physicians provided in the Medical Quality Assurance Licensure Database.

Dose - the milligrams (mg) per day for each route of administration a physician recommends in the Medical Marijuana Use Registry as part of a certification for marijuana. The “total mg/day” is the sum of all doses for a given form and type of marijuana ordered. All dose data entered was used.

Form is a term referenced in section 381.986, F.S., to describe the routes of administration, which is defined in rule 64-4.001, Florida Administrative Code (F.A.C.).

Low-THC cannabis - a plant of the genus *Cannabis*, the dried flowers of which contain 0.8 percent or less of tetrahydrocannabinol and more than 10 percent of cannabidiol weight for weight; the seeds thereof; the resin extracted from any part of such plant; or any compound, manufacture, salt, derivative, mixture, or preparation of such plant or its seeds or resin that is dispensed from a medical marijuana treatment center.

Marijuana - all parts of any plant of the genus *Cannabis*, whether growing or not; the seeds thereof; the resin extracted from any part of the plant; and every compound, manufacture, salt, derivative, mixture, or preparation of the plant or its seeds or resin, including low-THC cannabis, which are dispensed from a medical marijuana treatment center for medical use by a qualified patient.

Marijuana delivery device - an object used, intended for use, or designed for use in preparing, storing, ingesting, inhaling, or otherwise introducing marijuana into the human body, and which is dispensed from a medical marijuana treatment center for medical use by a qualified patient, except the delivery devices intended for the medical use of marijuana by smoking need not be dispensed from a medical marijuana treatment center in order to qualify as marijuana delivery devices.

Medical marijuana - all products with levels of tetrahydrocannabinol higher than 0.8 percent.

Medical marijuana treatment centers (MMTCs) are licensed by the state to grow, process, and dispense marijuana to qualified patients who have certifications and identification cards issued by the Office of Medical Marijuana Use.

Medical Marijuana Use Registry (MMUR) is a secure, electronic, online medical marijuana use registry for physicians, patients, and caregivers that is accessible to law enforcement agencies, qualified physicians, and medical marijuana treatment centers.

Medical use - the acquisition, possession, use, delivery, transfer, or administration of marijuana authorized by a physician certification. The term does not include:

1. Possession, use, or administration of marijuana that was not purchased or acquired from a medical marijuana treatment center.
2. Possession, use, or administration of marijuana in the form of commercially produced food items other than edibles or of marijuana seeds.
3. Use or administration of any form or amount of marijuana in a manner that is inconsistent with the qualified physician's directions or physician certification.
4. Transfer of marijuana to a person other than the qualified patient for whom it was authorized or the qualified patient's caregiver on behalf of the qualified patient.
5. Use or administration of marijuana in the following locations:
 - a. On any form of public transportation, except for low-THC cannabis not in a form for smoking.
 - b. In any public place, except for low-THC cannabis not in a form for smoking.
 - c. In a qualified patient's place of employment, except when permitted by his or her employer.
 - d. In a state correctional institution, as defined in section 944.02, F.S., or a correctional institution, as defined in section 944.241, F.S.
 - e. On the grounds of a preschool, primary school, or secondary school, except as provided in section 1006.062, F.S.
 - f. In a school bus, a vehicle, an aircraft, or a motorboat, except for low-THC cannabis not in a form for smoking.
6. The smoking of marijuana in an enclosed indoor workplace is defined in section 386.203(5), F.S.

Medical Quality Assurance (MQA) Licensure Database contains information on health care practitioners in the state of Florida licensed under chapter 458, F.S., and chapter 459, F.S. The information includes an indicator for physicians who have qualified to order low-THC cannabis and medical marijuana for qualified patients.

Office of Medical Marijuana Use (OMMU) is charged with writing and implementing the Florida Department of Health rules for the use of marijuana, overseeing the statewide Medical Marijuana Use Registry, and licensing Florida businesses to cultivate, process, and dispense marijuana to qualified patients. More information about the Medical Marijuana Use Registry is available online at the Office of Medical Marijuana Use website: <https://knowthefactsmmj.com/>

Order period refers to consecutive order periods, up to three, each with a maximum number of 70 days. Within each order period, physicians can choose to order 10 options: low-THC cannabis and/or medical marijuana in up to five different routes of administration.

Physician certifications for medical marijuana in a form for smoking may have up to six order periods, each with a maximum number of 35 days.

Physician certification - a qualified physician’s authorization for a qualified patient to receive marijuana and a marijuana delivery device from a medical marijuana treatment center.

Physician county data is pulled from the most recent data available relative to the end of the reporting period. “Not Practicing” physicians had an active status in the MQA Licensure database when county information was accessed; “Out of State” physicians had out-of-state addresses but were otherwise listed as active status.

Qualified patient - a resident of this state who has been added to the Medical Marijuana Use Registry by a qualified physician to receive marijuana or a marijuana delivery device for medical use and who has a qualified patient identification card.

Qualified physician - a person who holds an unrestricted license as an allopathic physician under chapter 458, F.S., or as an osteopathic physician under chapter 459, F.S., and is in compliance with the physician education requirements of subsection (3) of 381.986, F.S.

Qualifying medical conditions are required for physician certification. A patient must be diagnosed with at least one of the following conditions to qualify to receive marijuana or a marijuana delivery device:

- | | |
|--|--|
| (a) Cancer | (i) Parkinson’s disease |
| (b) Epilepsy | (j) Multiple sclerosis (MS) |
| (c) Glaucoma | (k) Medical conditions of the same kind or class as or comparable to those enumerated in paragraphs (a)-(j) |
| (d) Positive status for human immunodeficiency virus (HIV) | (l) A terminal condition diagnosed by a physician other than the qualified physician issuing the physician certification |
| (e) Acquired immune deficiency syndrome (AIDS) | (m) Chronic nonmalignant pain |
| (f) Post-traumatic stress disorder (PTSD) | |
| (g) Amyotrophic lateral sclerosis (ALS) | |
| (h) Crohn’s disease | |

Routes of administration is defined in rule 64-4.001, F.A.C., as the appropriate method for the derivative product to be taken into the body of the qualified patient, as certified by a qualified physician, but does not include smoking.

Smoking - burning or igniting a substance and inhaling the smoke. As defined by section 381.986(4)(c), F.S., qualified physicians may determine that smoking is an appropriate route of administration for a qualified patient.

Supply - the total amount in mgs for all orders within a certification (daily dose multiplied by the number of days ordered) for all routes of administration other than smoking. For smoking, supply is the total amount in ounces for all orders within a certification.

Terminal condition - a progressive disease or medical or surgical condition that causes significant functional impairment, is not considered by a treating physician to be reversible without the administration of life-sustaining procedures and will result in death within one year after diagnosis if the condition runs its normal course.

Tetrahydrocannabinol (THC) for medical marijuana ordered by route(s) in the MMUR is measured in milligrams per day.

Type - low-THC cannabis or medical marijuana.

Table 1. State and County Physician Certifications by Patient's Qualifying Condition from October 1, 2018 through September 30, 2019.

Physician County	(a) Cancer	(b) Epilepsy	(c) Glaucoma	(d) Positive Status for HIV	(e) AIDS	(f) PTSD	(g) ALS	(h) Crohn's disease	(i) Parkinson's Disease	(j) MS	(k) Medical Conditions of the Same	(l) Terminal Condition	(m) Chronic Non- Malignant Pain	Total Number of Certifications
STATEWIDE	36,260	8,476	7,127	3,677	522	119,500	386	7,286	4,568	6,136	126,586	440	139,505	460,469
Alachua	617	142	104	30	6	1,074	<5	117	67	53	994	6	2,099	5,313
Bay	363	151	66	47	14	863	<5	66	39	113	4,368	9	184	6,286
Bradford	31	23	19	<5	<5	73		9	6	16	35		11	229
Brevard	583	202	97	43	7	692	<5	90	58	99	812	8	3,495	6,190
Broward	2,013	487	406	403	27	7,071	19	518	276	331	4,711	10	9,282	25,554
Charlotte	493	40	71	15		976	<5	42	65	50	1,694	8	1,544	5,002
Citrus	510	105	74	30		1,152	5	65	36	43	1,313	<5	801	4,135
Clay	281	95	63	27	14	768	6	40	39	71	1,484	<5	1,048	3,939
Collier	588	102	70	36	5	2,497	6	106	139	120	151	<5	2,720	6,544
Columbia	20	7	<5	<5		73		<5	<5	<5	<5		117	232
Duval	1,265	335	208	129	22	4,385	12	255	97	282	5,648	13	6,236	18,887
Escambia	953	272	174	114	<5	1,625	9	124	100	162	6,542	23	944	11,045
Flagler	79	9	9	<5		66		21	14	12	143	<5	625	982
Franklin				<5					<5				<5	5
Hernando	381	85	54	40	<5	1,591	6	37	35	56	989	<5	1,272	4,550
Highlands	44	20	11	14		299	<5	16	16	6	23		1,201	1,651
Hillsborough	2,466	746	613	320	40	9,824	42	611	235	478	11,877	38	8,112	35,402
Indian River	352	68	205	22	5	620	<5	65	73	55	886	<5	1,365	3,721
Jackson	14										<5			17
Jefferson	189	53	65	10		510	<5	30	23	34	1,574	<5		2,495
Lafayette	16	9	<5			38		5	<5	<5	121	<5	99	294
Lake	229	61	60	13	<5	1,109	<5	33	41	40	251		1,527	3,368
Lee	2,445	484	530	156	31	15,414	21	455	259	372	6,931	10	7,206	34,314
Leon	940	235	244	59	6	2,346	16	147	120	131	7,502	<5	823	12,571
Levy	5	<5	<5	<5		27		<5		<5	29		56	131
Manatee	465	101	84	10	<5	800	5	69	67	51	1,036	<5	1,478	4,170
Marion	408	72	64	35	<5	1,640	<5	42	32	20	550	7	1,531	4,408
Martin	375	142	79	63	6	2,836	8	102	75	53	493	26	3,761	8,019
Miami-Dade	2,176	567	419	395	72	7,888	16	534	288	300	4,607	56	16,764	34,082
Monroe	161	22	20	67	<5	229	<5	12	21	13	198	<5	854	1,600

Table 1. State and County Physician Certifications by Patient's Qualifying Condition from October 1, 2018 through September 30, 2019.

Physician County	(a) Cancer	(b) Epilepsy	(c) Glaucoma	(d) Positive Status for HIV	(e) AIDS	(f) PTSD	(g) ALS	(h) Crohn's disease	(i) Parkinson's Disease	(j) MS	(k) Medical Conditions of the Same	(l) Terminal Condition	(m) Chronic Non- Malignant Pain	Total Number of Certifications
STATEWIDE	36,260	8,476	7,127	3,677	522	119,500	386	7,286	4,568	6,136	126,586	440	139,505	460,469
Nassau	53	14	14	5		92		10	8	6	485		69	756
Okaloosa	522	117	76	21	7	1,265	9	103	111	99	3,292	15	536	6,173
Okeechobee	62	6	<5	<5		64		<5	<5	<5			<5	146
Orange	1,384	432	257	235	23	4,480	28	407	185	242	6,759	29	7,723	22,184
Osceola	57	12	10	14	<5	343		9	10	<5	16	<5	3,037	3,516
Palm Beach	3,654	545	617	295	68	11,046	31	698	481	481	5,840	39	18,909	42,704
Pasco	1,042	230	168	72	9	3,439	13	170	130	194	3,730	9	2,564	11,770
Pinellas	3,223	820	758	484	47	9,906	41	675	331	774	21,278	48	8,386	46,771
Polk	312	196	91	31	<5	1,734	5	77	44	51	77	<5	1,892	4,516
Putnam	<5	<5	<5	<5		<5		<5	<5				26	40
Santa Rosa	41	18	9	5		315		11	<5	6	526	<5	97	1,032
Sarasota	3,118	479	451	92	37	8,432	28	807	552	669	5,398	10	4,954	25,027
Seminole	477	117	83	66	14	1,572	<5	107	78	89	1,694	11	3,928	8,240
St. Johns	314	117	79	31		720	<5	66	53	52	1,401	5	1,962	4,803
St. Lucie	708	126	132	71	17	1,673	<5	95	58	82	2,362	9	2,363	7,700
Sumter	201	90	68	14	<5	1,132	<5	73	42	90	345	<5	2,145	4,208
Suwannee	13	<5	<5			74		<5	<5	<5			150	248
Volusia	1,821	388	305	100	12	4,830	9	226	180	207	4,982	12	1,984	15,056
Walton	271	47	63	24		842	<5	48	29	49	2,605	<5	284	4,267
Washington	38	13	13	<5		90		8	<5	8	111		467	752
Not Practicing	191	25	56	9	<5	298	<5	29	21	13	370		1,203	2,221
Out of State	292	42	55	14	5	663	<5	47	19	46	346	<5	1,667	3,203

Table 2. Individual Physician Certifications by Patient's Qualifying Condition from October 1, 2018 through September 30, 2019.

Physician County	(a) Cancer	(b) Epilepsy	(c) Glaucoma	(d) Positive Status for HIV	(e) AIDS	(f) PTSD	(g) ALS	(h) Crohn's disease	(i) Parkinson's Disease	(j) MS	(k) Medical Conditions of the Same	(l) Terminal Condition	(m) Chronic Non-Malignant Pain	Total Number of Certifications
STATEWIDE	36,260	8,476	7,127	3,677	522	119,500	386	7,286	4,568	6,136	126,586	440	139,505	460,469
Alachua	617	142	104	30	6	1,074	<5	117	67	53	994	6	2,099	5,313
DAVIS, JUSTIN	193	41	37	8		345	<5	38	15	18	226	<5	657	1,585
GUNN, KATHRYNE	39	22	11	<5		344	<5	17	<5	<5			11	453
JANES, DONALD	<5	<5				9			<5		<5		13	30
MALIK, ALEEM	65	13	13	<5	<5	126		8	11	10	655		<5	906
ODOCHA, INNOCENT	8	<5				19		<5		5			54	91
RAINS, CAROLINE	37	7	7	<5		68		15	6	<5	10	<5	144	302
STEWART, BRENT	255	53	35	13	<5	132		33	30	12		<5	1,218	1,785
WEINSTEIN, ALAN	18	<5	<5	<5	<5	31		<5	<5		100		<5	161
Bay	363	151	66	47	14	863	<5	66	39	113	4,368	9	184	6,286
BARRIO, GEORGE	37	36	13	6		103	<5	6	<5	9	580		<5	796
DERKAZ, JEROLD	118	58	20	19		392		27	6	20	1,451		29	2,140
EDWARDS, WILSON						17					17		<5	35
FICHTER, LEONARD	24	6	7	<5	<5	45	<5	<5	<5	<5	249			344
HAMMAD, MUSTAFA	<5					<5					8			14
MOLINARI, VINCENT	<5	<5	<5	<5		22		<5	<5	<5	18		15	70
MONASTERO, JOSEPH	126	26	21	12	13	214		11	<5	25	1,905		35	2,392
MULLIS, STEVEN	<5	<5				5		5					16	29
NAZIR, KHURRAM	32	20	<5	<5		20	<5	<5	19	22	127		<5	251
REED, MYRA	11		<5					<5			8		<5	23
SHAABAN, MUHAMMAD										<5	5			6
TEDTAOTAO, MARIA						14				33		9	21	77
ULLMANN, M						<5								<5
ZABIH, ISMAIL	7		<5	<5		28		6					64	108
Bradford	31	23	19	<5	<5	73		9	6	16	35		11	229
DECERCE, JOHN	31	23	19	<5	<5	73		9	6	16	35		11	229
Brevard	583	202	97	43	7	692	<5	90	58	99	812	8	3,495	6,190
ARORA, SIDDHARTH	<5		<5			<5		<5					6	15
CAPRARO, FRANCES						<5							9	10
CHANDRA, SUMEET	94					10		<5	<5				45	152
CROWLEY, SEAN						<5								<5
DOMINGUEZ, DAVID	<5											<5	226	228
FILIBERTO, FRANK	174	13	23	7		83	<5	27	8	6	<5	<5	393	737
HUNTON, REBECCA	<5					12			<5	<5			6	26
IRELAND, BRIAN	15	<5	5			21		<5	<5	<5			167	214

Table 2. Individual Physician Certifications by Patient's Qualifying Condition from October 1, 2018 through September 30, 2019.

Physician County	(a) Cancer	(b) Epilepsy	(c) Glaucoma	(d) Positive Status for HIV	(e) AIDS	(f) PTSD	(g) ALS	(h) Crohn's disease	(i) Parkinson's Disease	(j) MS	(k) Medical Conditions of the Same	(l) Terminal Condition	(m) Chronic Non- Malignant Pain	Total Number of Certifications
STATEWIDE	36,260	8,476	7,127	3,677	522	119,500	386	7,286	4,568	6,136	126,586	440	139,505	460,469
JAFFE, TODD	<5					<5							15	18
LEBRON SANCHEZ, JUAN						10							<5	11
LESSER, MICHAEL	9	<5	<5	<5		53		<5		8			300	378
LORENTE, MIGUEL	<5		<5			<5							9	16
MADLENER, JOHN	<5	<5	<5	<5		<5	<5		<5	<5	62		5	81
MAZO, JOSSE	36	106	5	<5	<5	19	<5	<5	26	13		<5	1,096	1,310
MCTAMMANY, MARK						<5			<5					<5
MILEY, JANET	38	19	13	5		49	<5	8		13	10	<5	179	337
NAMBA, MICHAEL	<5													<5
NIELSEN, RICHARD	64	25	15	12		92		14	<5	20	603	<5	327	1,176
RADU, MIOARA	8	5	<5	<5	<5	14		<5		<5	72		7	118
RAGSDALE, VERNICE	79	17	23	8		221		22	10	24	<5		466	871
ROJAS, JOSE													10	10
SANTIAGO, JUAN			<5			<5		<5			<5			<5
SKADEN, JIBRIL	6		<5			5				<5			8	21
SORIANO, VICTOR						<5								<5
TA, LAN						<5							<5	5
WOLFINGTON, MICHAEL								<5						<5
WOODARD, DANIEL	5	<5		<5		48				<5			13	71
ZIPPER, KIM	38	6	<5	<5	<5	35		9	<5	5	62	<5	204	372
Broward	2,013	487	406	403	27	7,071	19	518	276	331	4,711	10	9,282	25,554
ALHOMSI, ABED		<5				<5							6	9
ALSHON, JOSEPH	67	6	10			22		6	<5	5	277	<5	89	484
AMADI, HEPSHARAT	18	6	5		<5	73	<5	6		<5			51	163
ANSCHUETZ, DANNELL	<5	<5	<5	<5				<5		<5			69	81
ARAIZA, JOSEPH	10	6	13	6		23		5					179	242
BAEZ, JAVIER	<5	5				5		<5	<5	<5			5	25
BARRERAS, LUIS	<5					<5						<5	<5	5
BARRON, EARL	<5													<5
BARRON, HOWARD											5		11	16
BERMAN, ROBERT	<5	<5												<5
BORISIAK, TATYANA	<5	<5	<5			<5		<5	<5	<5			22	36
BRANDWEIN, GARY											<5			<5
BRETAL, ANDREA						6							<5	10
BRIONES, LUIS			<5			9			<5	<5	10		6	28

Table 2. Individual Physician Certifications by Patient's Qualifying Condition from October 1, 2018 through September 30, 2019.

Physician County	(a) Cancer	(b) Epilepsy	(c) Glaucoma	(d) Positive Status for HIV	(e) AIDS	(f) PTSD	(g) ALS	(h) Crohn's disease	(i) Parkinson's Disease	(j) MS	(k) Medical Conditions of the Same	(l) Terminal Condition	(m) Chronic Non- Malignant Pain	Total Number of Certifications
STATEWIDE	36,260	8,476	7,127	3,677	522	119,500	386	7,286	4,568	6,136	126,586	440	139,505	460,469
BUSH, DARIN	<5												31	32
CHAPLIK, IGOR	<5			<5										<5
CHISTY, KHAJA	9	<5	<5	<5		44		<5		5			95	164
COHEN, MITCHELL													<5	<5
COLAK, KAYA											<5		<5	<5
CONCILIO, IAN											<5		<5	5
COUPET, SIDNEY	<5	<5		<5		<5					<5		10	16
DARCY, SEAN	69	<5	18	8		319		14	6	10	<5		681	1,130
DAVIDSON, MYRON		<5		10		<5				<5			6	23
DIAB, KHALED						<5								<5
DONOWAY, ROBERT	5													5
EVANS, LILLIAN	6	<5	<5	5		112		<5		<5			288	420
EXELBERT, ERIC	14	14	<5			17	<5	9	<5	24				81
FERNANDEZ SABATER, ALBERTO	<5					<5								<5
FERNANDEZ, VANIA		<5				<5							13	18
FERNANDEZ, WIFREDO						24								24
FIELDS, ALLAN	<5		<5			<5							6	10
FINK, DAVID	9	<5	<5	5		27		6		<5	64		19	135
FRANK, JAMES	20	<5	<5	<5		63			<5		20		218	331
GARCIA, BERNARD	8	7	<5	7		36			<5		55		48	165
GARDERE, SERGE-HENRI				5									<5	7
GATES, E JASON				<5									<5	<5
GELBARD, STEVEN	68	<5	13	5	6	214	<5	28	9	11			917	1,274
GITTMAN, ALLAN	6					<5				<5			6	15
GIUFFRIDA, ANTHONY													14	14
GOLDBERG, ANDREW	<5							<5	<5				81	85
GOLDBERG, TODD		<5									<5		<5	6
GOLDMAN, JASON	11	8	<5			12		9		<5	15		<5	62
GUTIERREZ, ALVIN	<5					<5			<5		<5		11	15
HALL, ANTHONY	21	18	<5	5		21		<5	<5	5	19		140	239
HARAKE, ALI			<5	20									10	32
HARMAN, LEONARD	<5								<5				<5	<5
HARRELL, JON											<5			<5
HEYWOOD, KENDRICK	39	7	6	6	<5	20		<5	<5	<5	79			165
IRIZARRY-ROMAN, MOISES		<5	<5	<5		<5					33			38

Table 2. Individual Physician Certifications by Patient's Qualifying Condition from October 1, 2018 through September 30, 2019.

Physician County	(a) Cancer	(b) Epilepsy	(c) Glaucoma	(d) Positive Status for HIV	(e) AIDS	(f) PTSD	(g) ALS	(h) Crohn's disease	(i) Parkinson's Disease	(j) MS	(k) Medical Conditions of the Same	(l) Terminal Condition	(m) Chronic Non-Malignant Pain	Total Number of Certifications
STATEWIDE	36,260	8,476	7,127	3,677	522	119,500	386	7,286	4,568	6,136	126,586	440	139,505	460,469
ISLAM, ZAMIL	<5	<5		<5		31					7		47	90
JACKSON, ROOSEVELT	7	<5		<5		<5		<5					41	58
JARVIS, VINCENT	64	25	31	6		732	<5	25	13	12			107	1,016
JAYSON, MAURY	14			<5		47		<5	<5				15	80
JOHN, JONES	<5	<5				<5					7		<5	15
KALIRAO, PARAMJIT				<5									17	18
KATANICK, CINDY	<5					12		<5		<5	12		32	61
KELLER, NATHANIEL	8	<5				83		<5	<5	<5	<5		65	167
KHAN, HUMAIRA													<5	<5
KHANI, HOWARD	<5					5								6
KING, DEREK	70	12	23	21		380	<5	14	10	8	360		232	1,132
KIRSCHBAUM, NEIL	10	<5				18		<5		<5			<5	33
KOTTURAN, PAULSON	<5					54		<5		<5	14	<5	35	109
KOWALSKI, IAN	15			<5	<5	<5	<5				<5			25
KRICHMAR, PERRY			<5								<5		<5	<5
KUPPINGER, JORDAN						<5					<5		<5	<5
LACROSS, CHRISTOPHER				<5										<5
LEE, MARAH				5									<5	7
LENCHIG, SERGIO	7												152	159
LEVY, CARLOS	18	5	<5	<5		34		8	<5	<5	198		<5	276
LIEBERMAN, DONALD	<5							<5					5	7
MARRERO, GABRIEL	<5												37	39
MARSH, VICKY		<5				<5							8	11
MAY, MARTIN								<5						<5
MCCLEAN, JACOB						43								43
MCKENZIE, MICHAEL	65	10		9		193		10	7	10	5	<5	63	373
MILNE, JAMES	11	<5	<5	24	<5	45		9	<5	<5		<5	269	373
MIRZA, KHURRAM										<5	<5			<5
MISHKIN, DAVID	<5					<5		<5	<5			<5	<5	10
MURPHY, DEREK	60	21	8	16	5	299		31	5	13	125		908	1,491
NAWABI, NASEH	6	<5	<5	<5				<5	<5	<5			22	38
NERETTE, JEAN-CLAUDE			<5					<5					14	19
ODELL, ROBERT						<5						<5	<5	5
PANDYA, KAYLESH	8	<5	<5	<5		14		<5		<5	26		15	71
PARDELL, HERBERT	<5												<5	<5

Table 2. Individual Physician Certifications by Patient's Qualifying Condition from October 1, 2018 through September 30, 2019.

Physician County	(a) Cancer	(b) Epilepsy	(c) Glaucoma	(d) Positive Status for HIV	(e) AIDS	(f) PTSD	(g) ALS	(h) Crohn's disease	(i) Parkinson's Disease	(j) MS	(k) Medical Conditions of the Same	(l) Terminal Condition	(m) Chronic Non- Malignant Pain	Total Number of Certifications
STATEWIDE	36,260	8,476	7,127	3,677	522	119,500	386	7,286	4,568	6,136	126,586	440	139,505	460,469
PARZYNSKI, PAMELA	136	22	27	30		822	<5	19	13	21	131			1,224
PEARLBERG, KENNETH	<5			<5		20		<5						24
PINKSTON, JAMES	29	12	8	10	<5	60		5	<5	<5	54		895	1,080
POHLMAN, DANE	5									<5			62	69
PROPIS, MELVIN	9	5	<5	<5		33		6	<5	<5			70	136
PULLER, CARRIE ELLEN	<5		<5			8		<5	<5	<5			5	22
REYES, RENE	9	<5	<5			<5		<5	6	<5	29		113	163
RIVERA MENDEZ, JOSE		<5		<5		<5					16		8	28
RIVERA-HIDALGO, ZORAIDA	7	<5	<5			<5		<5			<5			20
ROBAINA-GONZALEZ, LUIS	<5		<5	<5		27					8		28	71
ROBINSON, KEITH	<5			<5		5					<5		5	17
RODRIGUEZ, FRANK	26	17	7	<5		121		14	<5	16	5	<5	174	387
RODRIGUEZ, PAUL	6	<5	<5					<5					244	256
ROSE, JOHN	8	5	<5	<5		12		<5	<5	<5	66		44	146
SACHS, RACHEL	<5	<5	<5	<5		<5					<5		12	24
SADDLER, SHAWNETTE	67	25	24	<5	<5	43		10	<5	9	169		381	735
SAFF, GARY	63	<5		<5	<5	7		<5	19	<5			530	628
SEIFAN, ALON			<5			61			<5				8	72
SHAWN, LESLIE	10	<5		<5		57		<5	<5	<5			63	142
SHERMAN, F.	<5									<5				<5
SILVA, BRIDGET		<5				<5							<5	5
SILVA, RICHARD	<5	<5	<5			9							6	20
SINGH, ALKA						<5								<5
SLAVIN, HERBERT	6	<5	<5			19							31	60
SMITH, DOUGLAS	7					<5		6			<5		24	43
SO FAT, ATUL		<5				5					<5			8
SOFF, MATTHEW	49	9				28		42	7	8	5		186	334
SOMMERS, ANDREA	14	<5	<5			18			<5				89	130
STEINBERG, JEFF	<5					<5		<5	5	<5	<5	<5	16	37
STEINER, DAVID						<5					<5		23	27
TADROS, WAGDY						<5							<5	5
TIRMAL, VIVEK	85	30	18	80	<5	234		37	14	21	819		404	1,744
TOMCHIK, ROBERT						<5								<5
TROBMAN, MAYER						<5								<5
UDELL, BRIAN											19			19

Table 2. Individual Physician Certifications by Patient's Qualifying Condition from October 1, 2018 through September 30, 2019.

Physician County	(a) Cancer	(b) Epilepsy	(c) Glaucoma	(d) Positive Status for HIV	(e) AIDS	(f) PTSD	(g) ALS	(h) Crohn's disease	(i) Parkinson's Disease	(j) MS	(k) Medical Conditions of the Same	(l) Terminal Condition	(m) Chronic Non- Malignant Pain	Total Number of Certifications
STATEWIDE	36,260	8,476	7,127	3,677	522	119,500	386	7,286	4,568	6,136	126,586	440	139,505	460,469
VICE, MARVIN	469	104	103	22	5	1,550	8	101	87	77	1,953		428	4,907
VRABLE, ALLAN													<5	<5
WARD JR., WILLIAM						<5								<5
WEINER, DOUGLAS	<5					6		<5			<5		14	25
WEISMAN, PAUL	173	35	26	28	<5	703		33	14	22	<5		199	1,235
WEISS, CAROLINA						<5		<5					<5	6
WILLIAMS, KAREN	6	<5				9				<5	21			40
WOLF ROSENBERG, AVA	9	<5				<5		<5	<5	<5			43	67
WONG, SIMON						<5								<5
YELVERTON, CHERYL	9												<5	10
ZANNIS, JASON	<5	<5		13		98				<5			7	124
ZELLER, DONALD	<5					<5							<5	<5
ZITON, LAURA	7	<5		<5		<5		<5	<5		49	<5	<5	66
Charlotte	493	40	71	15		976	<5	42	65	50	1,694	8	1,544	5,002
BORDY, PASCAL	<5		<5			<5			<5	<5			34	45
CAPOTE, NATALIA	5	<5		<5		<5			<5				17	30
DRATLER, STANLEY	<5					5						<5	<5	11
GARCIA, GERARDO						<5							<5	<5
GARCIA, JOSE		<5				<5					<5		25	30
GREENE, TUCKER	151	10	15	<5		603		12	12	12	750	6	634	2,208
LITTLE, LEW	53	5		<5		23	<5	<5	<5	<5	<5	<5	458	557
MCALLISTER, BENNETT						44								44
MEMON, TANWEER	13	6	<5			21		6	17	7			154	225
METYK, TETYANA	17	<5	8	<5		49	<5	<5	<5		<5		99	180
MORROW, R	20	<5	6			38	<5	<5	<5	<5	114		41	231
PANJIKARAN, ROSAMMA	11					33			<5				30	78
RAVID, JOSEPH									<5		<5		20	23
ROSENFELD, LOUIS	<5					10							9	21
SHELL, STEVEN	<5					8								9
SMITH, DANIEL	188	9	38	8		118		11	18	17	754		<5	1,164
TAR, LESLIE	25	<5	<5			16		5	<5	<5	66			122
TORRES-URRUTIA, JUAN	<5	<5							<5		<5		15	20
Citrus	510	105	74	30		1,152	5	65	36	43	1,313	<5	801	4,135
FALLOWS, CHRISTOPHER	7					31				<5			91	130
GOETHE, ROBERT	342	51	38	22		309	5	31	21	25	1,221	<5	287	2,353

Table 2. Individual Physician Certifications by Patient's Qualifying Condition from October 1, 2018 through September 30, 2019.

Physician County	(a) Cancer	(b) Epilepsy	(c) Glaucoma	(d) Positive Status for HIV	(e) AIDS	(f) PTSD	(g) ALS	(h) Crohn's disease	(i) Parkinson's Disease	(j) MS	(k) Medical Conditions of the Same	(l) Terminal Condition	(m) Chronic Non- Malignant Pain	Total Number of Certifications
STATEWIDE	36,260	8,476	7,127	3,677	522	119,500	386	7,286	4,568	6,136	126,586	440	139,505	460,469
GRACE, JOHN						13								13
HUSSEIN, MALEK											<5			<5
KALAKATA, VIJAYASEKHARA													<5	<5
REDRICK, SCOTT	143	52	34	8		775		29	13	16	77		293	1,440
SYVERSON, THOMAS	7		<5			8		<5					107	126
TORRES, JAIME	8	<5	<5			13			<5				17	43
WALLIS, B	<5					<5		<5			<5		<5	11
WARD, ELAINE	<5							<5		<5	10			13
Clay	281	95	63	27	14	768	6	40	39	71	1,484	<5	1,048	3,939
ALESSANDRIA, MARC	<5	<5	<5			5		<5					25	37
ANDRAWIS, ASHRAF	19	<5	<5			25			<5				246	295
BERNARD, GARY	9	6		<5		100	<5	<5	12	<5	<5		<5	137
CASTIEL, ALBERTO	11	5	<5	<5		21		<5	<5		61		109	213
LAFFERTY, BOBBY	<5					<5				<5	<5			7
MAQUERA, VICTOR	<5	20	5		6	13		<5	<5	16			12	76
MARS, DONALD	87	21	26	9	6	336		15	11	23	577	<5	75	1,189
MATOS-GARSAULT, HUBER	21	7	<5	<5		15		<5	<5	<5			260	312
MITCHELL, KIA	124	33	23	15	<5	245	<5	17	10	24	840		223	1,559
RUTERBUSCH, JEFFREY											<5			<5
SCHEINER, DAVID											<5			<5
SHAUGHNESSY, JOSEPH	<5	<5	<5			6	<5	<5					96	110
Collier	588	102	70	36	5	2,497	6	106	139	120	151	<5	2,720	6,544
BAKER, MATTHEW	15	16	<5	<5		18			5	85	12		31	185
BARILE, MICHAEL	<5												230	231
BLANCO FRANCO, ALEJANDRO	5	<5	<5	<5	<5	13		<5	<5				231	266
BRACCIA, GREGORY	7	6	5			93		<5	<5	<5	5		96	219
BRODERICK, KATHLEEN						<5							<5	<5
CAMPBELL, JOHN									47					47
CANTERBURY, JOHN	<5			<5		7			<5		18		33	64
CHO, SHELDON	<5	<5											48	51
COURVILLE, GARY	13					6		<5	<5	<5	<5		20	46
CUGINI, CHRISTY						<5					<5		<5	6
FAREMOUTH, JAMES	20	7	<5	<5		66		<5	7	<5	<5		75	183
FERBER, ANDREW	29	<5	5	<5		111	<5	11	<5		<5		213	381
FINAN, EUGENE		<5												<5

Table 2. Individual Physician Certifications by Patient's Qualifying Condition from October 1, 2018 through September 30, 2019.

Physician County	(a) Cancer	(b) Epilepsy	(c) Glaucoma	(d) Positive Status for HIV	(e) AIDS	(f) PTSD	(g) ALS	(h) Crohn's disease	(i) Parkinson's Disease	(j) MS	(k) Medical Conditions of the Same	(l) Terminal Condition	(m) Chronic Non- Malignant Pain	Total Number of Certifications
STATEWIDE	36,260	8,476	7,127	3,677	522	119,500	386	7,286	4,568	6,136	126,586	440	139,505	460,469
FUCHS, SCOTT	43	<5	5			20		<5	5				189	269
FULLER, AARON		<5				5								6
GARRY, RONALD						<5							<5	<5
GUIDRY, ANDREW	<5	5	<5			18					<5			31
HALIKAS, JAMES	7	<5	<5			111		<5					29	150
HOWARD, COREY	8							<5		<5				10
HUSSEY, FRANCIS	<5											<5	517	522
KELLEY, EDWARD	<5					<5			<5				102	107
KORUNDA, ZDENKO	16	<5	7			6		<5	5				217	255
MARISTANY, EDUARDO						23		<5	<5	<5	<5			30
MARQUES, ROMILIO	<5					<5								<5
MOORTHY, PRATHIMA	<5												16	20
PEREZ-RODRIGUEZ, SOCRATES						8					<5		17	26
POTTER, CLINTON	136	17	13	13	<5	861	<5	35	26	5	<5		109	1,223
PUERTO, JUAN	<5					21					<5		11	34
ROBERTS, CAROL	10	5				39		<5	8	6			41	111
RODRIGUEZ HERNANDEZ, RALPH	34	7	<5	7		27		<5	<5	<5	5	<5	143	233
ROTH, ROBIN	<5												14	15
RUBINO, MARK	<5	<5				10		<5			<5		152	171
SIBLEY, MARK	<5					<5								<5
SMITH-FERNANDEZ, HEATHER	77	<5				40		<5	9					132
TANDATNICK, CARL	12			<5		<5			<5		29		9	56
UTTLEY, THOMAS	7					30		<5					19	58
VACKER, MARK	115	20	25	7		948	<5	30	7	15	61		148	1,378
VANCE, NANCY	7					5			<5				5	18
Columbia	20	7	<5	<5		73		<5	<5	<5	<5		117	232
IZEIYAMU, OSAYANDE	17	5	<5	<5		63		<5	<5	<5			104	198
RAVINDRA, RAJANI	<5	<5	<5	<5		10							13	30
SHOKAT, MAXIMILIAN											<5			<5
Duval	1,265	335	208	129	22	4,385	12	255	97	282	5,648	13	6,236	18,887
AKBARY, HARES	51	15	15			16		<5	<5	13	219		8	340
ALIU, KINGSLEY	5		<5	<5		18		5		<5			28	64
ANTIPORDA, GLORIOSA	33	9	6	<5		70	<5	14	11	9	5		744	903
BEAMAN, RODERICK	11	<5	<5			55		5	<5	<5			137	215
BURNS, PATRICK	7	7	6			23		7	<5	13	42		271	377

Table 2. Individual Physician Certifications by Patient's Qualifying Condition from October 1, 2018 through September 30, 2019.

Physician County	(a) Cancer	(b) Epilepsy	(c) Glaucoma	(d) Positive Status for HIV	(e) AIDS	(f) PTSD	(g) ALS	(h) Crohn's disease	(i) Parkinson's Disease	(j) MS	(k) Medical Conditions of the Same	(l) Terminal Condition	(m) Chronic Non- Malignant Pain	Total Number of Certifications
STATEWIDE	36,260	8,476	7,127	3,677	522	119,500	386	7,286	4,568	6,136	126,586	440	139,505	460,469
CAUDILL, JEFFREY						<5							18	19
CHOPRA, SHAWN	48	7	<5	18		90		13	11	8	158	<5	179	536
CORDERO- LOPERENA, DIANA	13	<5	<5	8		384		<5	<5		16		207	637
CRUMP, JOHN	46	5	<5	<5		39		9	6	5	<5	<5	700	818
CUMBER, ZEHRA	12	9	<5	<5		19	<5	<5		<5	85		35	171
DE ARMAS, LOURDES						<5								<5
FAROOQUE, MOHAMMAD	6	<5				25		<5					22	59
FOLTZ, JERRY	<5		<5			<5			<5				42	48
GOLDEN, MARLA	<5					<5			<5		<5		<5	10
HALPERIN, ANDREW	83	31	25	17	<5	532		16	8	7	138		416	1,274
HANES, MICHAEL	24	22	<5			21		<5	5	<5	129		117	327
HARDY, CARL	341	32	31	11	6	424	<5	66	21	125	2,662	<5	5	3,730
HASSAN, MAJED	5	<5				<5					<5		<5	10
HESSSEN, HOSSAM													<5	<5
HUSSAIN, JAWED								<5					20	21
HUSSAIN, SYED	<5												6	8
JIMENEZ, ALEXIS										<5			73	75
JONES, JEREMY	16													16
JOYNER, JAMES	6	5				6		<5					44	62
KATZ, DAVID	5	<5	<5	<5		9	<5				91		60	171
KHAN, SAJID	<5		<5			<5		<5	<5				15	23
KHANNA, PARVEEN	<5		<5	<5									72	80
LACINA, FRANCIS	14	<5	<5			21		<5	<5	<5	53			100
LASKI, HAROLD	8	9	<5			27		5		6	12	<5	5	76
LOCKE, KEYA	<5					6					<5		6	19
MANN, JUSTIN	26	17	8	<5		10		<5	<5	8	335		38	448
MANOHAR, SHONITH	<5		<5					<5		<5	<5			7
MARCOM, RODNEY	11	5	<5			22		<5					66	107
MEDINA, NANCY	9	6	<5			21		<5		<5	116		<5	165
NABIZADEH, SHAHRIAR	<5	<5	<5			16		<5			<5		29	56
NEWTON, TEREL	17	5		<5		147		5	<5	<5			98	277
NOUMAN, ASIM						<5			<5					<5
PATEL, VISHAL	<5										6		14	21
PHAM, BAO	<5												34	37
PULIDO, RENE	38	13	12	22	<5	173		6	<5	7	459		513	1,248

Table 2. Individual Physician Certifications by Patient's Qualifying Condition from October 1, 2018 through September 30, 2019.

Physician County	(a) Cancer	(b) Epilepsy	(c) Glaucoma	(d) Positive Status for HIV	(e) AIDS	(f) PTSD	(g) ALS	(h) Crohn's disease	(i) Parkinson's Disease	(j) MS	(k) Medical Conditions of the Same	(l) Terminal Condition	(m) Chronic Non- Malignant Pain	Total Number of Certifications
STATEWIDE	36,260	8,476	7,127	3,677	522	119,500	386	7,286	4,568	6,136	126,586	440	139,505	460,469
REDDY, SATHAVARAM	<5												8	9
SALAH, ISMAIL	6	6						<5	<5			<5	91	106
SANCHEZ, RACHAEL	<5										<5			<5
SERT, PERI	<5	<5	<5	<5	<5	45		<5	<5	<5	37		54	151
SIMONS, JOHN	318	69	42	25	<5	490	<5	55	9	42	821	6	1,003	2,886
SOURIAL, SOURIAL													<5	<5
SPOONER, JUSTIN				<5		18							425	444
TRAN, BRADLEY	22	16	8	<5	<5	110		9	<5	8				183
UCHE, CHIDI	5	<5	<5	<5	<5	1,409					<5		251	1,680
ZACHAR, LENKA	32	14	9	<5	<5	97		8	<5	6	223		198	593
ZEB, SHAHID	<5		<5			8		<5		<5	20		29	64
ZHANG, HAITAO	14	11		<5		23		<5		<5	6		145	207
Escambia	953	272	174	114	<5	1,625	9	124	100	162	6,542	23	944	11,045
BEAR, DAVID	<5	56	<5			30	<5	<5	18	23	<5		370	511
BEASLEY, MICHELLE	649	112	95	74		714	<5	56	42	69	3,794			5,608
BRANNON, HORACE	54	17	18	7	<5	272	<5	16	18	13	470	7	56	951
COX, JEFFREY	<5	<5	<5			24		<5			10	<5	72	112
DUNCAN, SUZANNE													17	17
HASS, WILLIAM						48		<5		<5	53		8	114
HILLMAN, ALEXYS	<5	<5	<5			29		<5			19	<5	27	86
JUDSON, DONNA	<5		<5			8			<5		7			18
KESLER, ROMAN	<5	<5				7			<5		<5			16
MCFADDEN, NORMAN	10	<5	<5			23		<5		<5	57			97
MITCHELL, KENNETH	12	9	<5			66		5	6	35	12		19	166
PELAEZ, JORGE											<5		<5	<5
RAYSON, THOMAS	7	<5		<5	<5	20		<5		<5	11	<5	74	120
RINEY, THOMAS	43	29	14	7		82	<5	18	5	5	648	8	25	885
SALZBERG, JAN						<5					<5		<5	10
SAUER, SAMUAL	5					<5					9	<5	10	30
SAYRE, ROBERT	71	20	15	18		96	<5	11	6	9	1,077	<5	187	1,512
SERPAS, MICHELLE			<5								<5		<5	5
SMITH, MICHELLE						7					6		7	20
THOMPSON, CHARLES	9	<5	<5			12		<5			64			89
TRABUCCO, ARNALDO	24	7	8	6		133		7	<5		165		55	406
TUEL, TIMOTHY	55	12	11	<5	<5	47			<5	<5	126		11	267

Table 2. Individual Physician Certifications by Patient's Qualifying Condition from October 1, 2018 through September 30, 2019.

Physician County	(a) Cancer	(b) Epilepsy	(c) Glaucoma	(d) Positive Status for HIV	(e) AIDS	(f) PTSD	(g) ALS	(h) Crohn's disease	(i) Parkinson's Disease	(j) MS	(k) Medical Conditions of the Same	(l) Terminal Condition	(m) Chronic Non- Malignant Pain	Total Number of Certifications
STATEWIDE	36,260	8,476	7,127	3,677	522	119,500	386	7,286	4,568	6,136	126,586	440	139,505	460,469
ZEICHNER, SIMON	<5													<5
Flagler	79	9	9	<5		66		21	14	12	143	<5	625	982
DANTINI, DANIEL			<5			5			5				18	29
TREECE, JONATHAN	79	9	8	<5		61		21	9	12	143	<5	607	953
Franklin				<5					<5				<5	5
TANGLAO, EMMANUEL				<5					<5				<5	5
Hernando	381	85	54	40	<5	1,591	6	37	35	56	989	<5	1,272	4,550
ABDULFATTAH, QAHTAN	13	38	7			76			10	14			65	223
ALSABBAGH, EYAD	7	<5	<5			6		<5		<5			231	249
BAIN, RUSSELL	<5					<5		<5					18	24
BANWATT, RAMNIK													<5	<5
CARADONNA, RICHARD	<5												<5	<5
COURTNEY, MICHAEL	<5					<5		<5			<5	<5	144	157
DAVIS, BILLY	<5			<5		9		<5		<5	43		17	79
DOHERTY, MARIA	26	9	7	<5	<5	193	<5	<5	<5	<5			36	282
GEBHARDT, SCOTT	226	33	32	32		1,199	<5	21	16	23	868		94	2,547
GLIGICH, OLEG	39					35		<5	<5	<5			<5	83
KROLL, BRIAN	15	<5	5	<5		11		<5		<5	70		140	246
MALHOTRA, GAURAV								<5						<5
MARSH, MATTHEW	7			<5		5				<5			192	206
MORENO, DAVID	26	<5		<5		45	<5	<5	6	6	<5		243	335
NAKHL, FADI	5									<5				6
STOLTE, KEITH	6		<5			5			<5	<5			61	76
SWAIN, SHYAM	5	<5											26	32
Highlands	44	20	11	14		299	<5	16	16	6	23		1,201	1,651
ARRIA-DEVOE, GERARD	<5					<5					11		<5	17
BASSETTI, DENNIS	11	<5	<5	7		87	<5	<5			<5		93	207
PALOSKY, ERIC	25	18	5	7		205		14	12	6			691	983
PATEL, DEEPAK	<5					<5					7		9	19
PEARCE, GARY	<5		<5			<5		<5	<5		<5		16	28
PINZON-REYES, ERNESTO	<5					<5							20	24
SHARMA, PRIXIT									<5				<5	<5
TORRES, ALEXANDER									<5				366	367
TOTURGUL, DAVID	<5										<5		<5	<5
Hillsborough	2,466	746	613	320	40	9,824	42	611	235	478	11,877	38	8,112	35,402

Table 2. Individual Physician Certifications by Patient's Qualifying Condition from October 1, 2018 through September 30, 2019.

Physician County	(a) Cancer	(b) Epilepsy	(c) Glaucoma	(d) Positive Status for HIV	(e) AIDS	(f) PTSD	(g) ALS	(h) Crohn's disease	(i) Parkinson's Disease	(j) MS	(k) Medical Conditions of the Same	(l) Terminal Condition	(m) Chronic Non- Malignant Pain	Total Number of Certifications
STATEWIDE	36,260	8,476	7,127	3,677	522	119,500	386	7,286	4,568	6,136	126,586	440	139,505	460,469
ACKERMAN, IVAN	<5												<5	<5
AHMAD, BURHAAN	10		<5			24			<5	<5			113	152
ALI, MOHAMMED	10			<5		<5	<5	<5		<5	374		30	426
AMSHEL, CRAIG	44	<5	8	<5	<5	26	7	15	8				206	320
ANCHETA, JOEY	19	<5	<5	6		225	<5	<5	<5	5	<5		210	478
ARVIV, TALI	<5	5	6	<5	<5	17		8		<5	38		16	97
AUERBACH, LEWIS	210	42	38	14		376	<5	41	9	32	545	<5	1,126	2,437
AUSTIN, MICHAEL	44	<5	11	10		105		13	<5	<5	144		<5	340
AYER-COLE, JAWAN													5	5
AZEEM, NOMEN						<5							10	11
BARBOUR, RONALD				<5				<5		<5			27	33
BENNI, ABD ALRAHMAN						<5							141	142
BERGER, DAVID	90	65	18	<5		77	<5	20	<5	14	928			1,221
BIREDDY, VENKATA	<5	<5				8		<5	<5		<5		5	21
BLAKE, GEORGE	<5					<5					12		<5	21
BYRNE, PATRICK	52	11	8	<5		224	<5	12	<5	9	256	<5	186	768
CABAN, FRANCIS	14	11	<5	7		188		8	<5	<5			132	366
CALKIN, PETER	167	48	22	18	<5	293	<5	26	13	17	1,491		126	2,224
CASANAS, ROBERT	6	7				46		6					92	157
CAZES, ELLIOT	8	<5				11		<5	<5	<5	6		84	119
CHOWDHARI, SHAUKAT													73	73
CODY, JOSEPH								<5			<5		<5	7
COMMEDORE, EMILE										<5				<5
COTTAM, JOHN						<5							<5	8
CROCKER, DAVID	<5												<5	<5
DIAZ DIAZ, JOSE	340	105	157	43	7	2,905	<5	98	26	50	97		245	4,076
DO, HOI			<5			<5		<5					22	26
DOWDY, MATTHEW	5			<5		26		<5		<5	<5		54	91
DRAPKIN, ROBERT		<5				<5							<5	6
ECHAVARRIA-CRESPO, ESTHER	149	50	34	7	<5	282	<5	46	29	73	2,119			2,794
FAROOQ, SHIRAZ	15	<5				63		5		<5	48			134
FLYNN, GREGORY						5					<5		15	21
FRANKLIN, DONALD	77	22	26	9	7	1,068		15	8	10	45		314	1,601
FURMANSKI, DAVID	31	21	10	13		305		5	5	13	62	13	94	572
GERLEY, PETER	52	19	25	17	5	152		39	5	11	143		277	745

Table 2. Individual Physician Certifications by Patient's Qualifying Condition from October 1, 2018 through September 30, 2019.

Physician County	(a) Cancer	(b) Epilepsy	(c) Glaucoma	(d) Positive Status for HIV	(e) AIDS	(f) PTSD	(g) ALS	(h) Crohn's disease	(i) Parkinson's Disease	(j) MS	(k) Medical Conditions of the Same	(l) Terminal Condition	(m) Chronic Non- Malignant Pain	Total Number of Certifications
STATEWIDE	36,260	8,476	7,127	3,677	522	119,500	386	7,286	4,568	6,136	126,586	440	139,505	460,469
GLIDER, ROSS	245	86	62	15	<5	754	<5	45	12	29	1,225	<5	906	3,387
GOLD, TANYA	38	17	<5	<5		27	<5	<5	<5	7	293			398
GRIFFIN, JENNIFER	6	<5	<5	<5		24		<5			23		84	142
GRIFFIN, RADLEY	8					<5		<5					114	128
GRISALES, DARIO						<5		<5			<5		93	102
HECHTMAN, JASON	35		<5			<5	<5		<5					42
HEIMAN, DAVID									<5		<5		8	10
HOOVER, TYRON	35	7	6	<5		85		<5	<5	5	89		108	346
KALIN, DAVID	<5					6					11	<5	10	31
KARUMANCHI, PRUDHVI RAJAN	<5					<5					<5		11	17
KASHLAN, GHIATH	<5	<5				34				<5			17	56
KAWLICHE, BORIS						19		<5					22	42
KILGORE, JOHN	18	13	6	6		126		9	<5	16			198	395
KING, KELLY	131	44	27	11	<5	354	<5	37	<5	21	1,108		104	1,845
KRAMER, LENI	27	8	6	<5		141		13	<5	<5	195	<5	209	607
LAURO, STACIE						<5								<5
LIPINSKI, IRENE	18	<5	9	6	<5	129		8	<5	<5	528			706
LONG, AARON	<5		<5	<5		5					<5		18	27
LOREN, DANIEL	<5	<5	<5	<5		<5		<5			53		9	72
LYTER, DAVID	20	14	7	13	<5	236	<5	<5		<5	162	10	65	535
MARTINEZ, ROBERT		7							<5	<5			47	58
MCTAGGART, JOHN	55	14	12	10		64		14	31	16	195		346	757
MENNEN, LEONARD	<5			<5		56		<5						63
MILLER, JEFFREY	5			<5							43		57	106
NALLU, SAGARIKA		<5									<5			<5
NENINGER, YAMILET	<5	<5		<5			<5	<5		<5			25	36
NGUYEN, TRAN						5							<5	6
NOE, SASHA	19	7	<5	<5		69			9	<5	46	<5	10	169
NORMAN, ROBERT	<5		8	6		15				<5			90	125
NOVITZKY, DIMITRI	10	<5	<5		<5	90		<5		<5	53		189	355
NUSSBAUM, CHRIS						5		<5	<5			<5	44	53
O'DONNELL, KIRK	<5			<5		16				6	10		<5	40
PATEL, KAMLESH		<5				<5			13	<5				16
PATIDAR, BHAVIN						<5	<5						8	11
PATWARI, SUNEETH						<5					<5		19	24

Table 2. Individual Physician Certifications by Patient's Qualifying Condition from October 1, 2018 through September 30, 2019.

Physician County	(a) Cancer	(b) Epilepsy	(c) Glaucoma	(d) Positive Status for HIV	(e) AIDS	(f) PTSD	(g) ALS	(h) Crohn's disease	(i) Parkinson's Disease	(j) MS	(k) Medical Conditions of the Same	(l) Terminal Condition	(m) Chronic Non- Malignant Pain	Total Number of Certifications
STATEWIDE	36,260	8,476	7,127	3,677	522	119,500	386	7,286	4,568	6,136	126,586	440	139,505	460,469
RAJ, VIJAY	26	15	9	<5		280		8	<5	18	99	<5	159	621
RAMANI, PRIYA													<5	<5
ROBAINA, AL						<5							<5	5
ROBINSON, PATRICK	<5												<5	<5
SALHAB, SUZANNE	<5	<5	<5	<5		41							20	68
SAMALOT, JOSE	41	9	9	6	<5	217	<5	7	<5	16	258	<5	37	606
SANTIAGO, RAMON	18	10	12			24		8	10	9	178		<5	270
SCOTT, DOUGLAS	281	55	49	52	<5	304	<5	56	7	48	968		1,211	3,035
SHAH, SYED													<5	<5
SHEMESH, RON	12					<5		<5					25	42
SHETH, BAIJU	<5													<5
SHULTZ, DEBORAH	10			<5		19		<5	<5	<5	12	<5	114	164
ST CLAIR, DEBORAH						<5					<5		25	31
STEFANO, STEPHEN		<5				12							11	24
TALAKKOTTUR, CHARLES						10							18	28
TORRES-PEREZ, WILLIAM	8	<5		<5		15		<5					14	43
TSENG, JACK	9	<5	<5	<5		128		<5	<5					143
WASHINGTON, ANTHONY													<5	<5
ZACCARI, JAMES	16		<5			45			<5	<5	<5		32	103
Indian River	352	68	205	22	5	620	<5	65	73	55	886	<5	1,365	3,721
DEAN, MELISSA	24	8				71		5	<5	<5			48	161
GONSALVES SIKORA, ALITA	59	<5	7	<5		34	<5	<5	29	16	10		429	592
KHALAF, MAJID	<5	<5				<5		<5					22	27
MEETZE, RUSSELL						<5							24	25
OFNER, MICHELE	<5		<5	<5		<5		<5	<5	<5	<5			22
OLENEK, CHRISTOPHER	12	<5	<5	<5		6			<5	<5	<5			30
PARVUS, DIRK						7								7
PIERONE, GERALD	<5					<5								<5
PRESCOTT, THERESA	<5					28					24		30	84
SABA, RASHID	7	<5	<5	<5	<5	65		<5		<5	55	<5	125	272
SADHWANI, HARISH	29	<5	10	<5		31		<5	<5		<5		86	163
SHIPLEY, JOSHUA													23	23
STACHTIARIS, ACHILLES	63	20	15	<5	<5	132	<5	27	14	20	712			1,010
STROUP, EDWIN	27	<5	<5	5		37		6	<5				156	238
TREATMAN, SCOTT	16	5	<5			22		<5	<5	<5	16		92	160

Table 2. Individual Physician Certifications by Patient's Qualifying Condition from October 1, 2018 through September 30, 2019.

Physician County	(a) Cancer	(b) Epilepsy	(c) Glaucoma	(d) Positive Status for HIV	(e) AIDS	(f) PTSD	(g) ALS	(h) Crohn's disease	(i) Parkinson's Disease	(j) MS	(k) Medical Conditions of the Same	(l) Terminal Condition	(m) Chronic Non- Malignant Pain	Total Number of Certifications
STATEWIDE	36,260	8,476	7,127	3,677	522	119,500	386	7,286	4,568	6,136	126,586	440	139,505	460,469
ZAMBELLI, PATRICIA	108	22	160	7	<5	179		15	13	5	62	<5	330	903
Jackson	14										<5			17
ANANIA, MARY											<5			<5
STOKES, STEVEN	14													14
Jefferson	189	53	65	10		510	<5	30	23	34	1,574	<5		2,495
DOTSON, ROBERT	189	53	65	10		510	<5	30	23	34	1,574	<5		2,495
Lafayette	16	9	<5			38		5	<5	<5	121	<5	99	294
CABRERO-MUNIZ, NICOLAS	16	9	<5			38		5	<5	<5	121	<5	99	294
Lake	229	61	60	13	<5	1,109	<5	33	41	40	251		1,527	3,368
ALVARADO-HERNANDEZ, LUIS						<5		<5			<5		12	17
BROWN, THOMAS	8	<5			<5	5			<5	<5	21		<5	45
CHARLES, KEITH						<5								<5
CHIN, GLORIA						<5								<5
CHOUHRY, MOHAMMAD	<5		<5										<5	<5
COY, JAMES	11		<5			20		<5			10		36	81
DAVINA, ELEANOR	<5					<5			<5	<5	<5		68	80
DE LEON, HECTOR	6	<5				56		<5		<5			63	133
DOMINICK, RAYMOND	<5												216	217
KIM, LLOYD						11								11
KRAUCAK, NELSON	14		<5			28		<5	<5				19	66
LOUGHLIN, MATTHEW	70	27	36	7		704		14	9	8			110	985
NAGEL, SHIRLEY	7					<5		<5	5	<5	5		128	154
NOVIS, NORMAN													5	5
OEHLER, JAMES	41	11	7			160		<5	<5	5	31		348	609
RAJASHEKAR, HARSHA	8		<5			25		<5	<5	14			67	118
SAINT LOUIS, OBED													49	49
SAINT-ELIE, DANIEL	10	<5	<5	<5		<5		<5	<5				105	132
SANTI, CELESTINO	35	12	7	<5	<5	53	<5	<5	6	<5	157		232	513
SMIRNOFF, ALEXANDER											<5			<5
STRICKLEN, HILLARY			<5			<5					<5		9	16
THOMAS, DANIEL	<5					13								17
VILLA, MARIVIC	5			<5		16		<5	<5		<5		9	40
ZUBKIN, ALLAN	6	<5				<5		<5		<5	14		47	73
Lee	2,445	484	530	156	31	15,414	21	455	259	372	6,931	10	7,206	34,314
ABU SHAHIN, FADI	12													12

Table 2. Individual Physician Certifications by Patient's Qualifying Condition from October 1, 2018 through September 30, 2019.

Physician County	(a) Cancer	(b) Epilepsy	(c) Glaucoma	(d) Positive Status for HIV	(e) AIDS	(f) PTSD	(g) ALS	(h) Crohn's disease	(i) Parkinson's Disease	(j) MS	(k) Medical Conditions of the Same	(l) Terminal Condition	(m) Chronic Non- Malignant Pain	Total Number of Certifications
STATEWIDE	36,260	8,476	7,127	3,677	522	119,500	386	7,286	4,568	6,136	126,586	440	139,505	460,469
ARNOLD, PAUL	<5					6				<5			213	222
AULD, HEATHER	54	<5	7			36		6	<5	<5	117		93	321
BALTER, DAVID	23	<5	<5	<5		90			<5		80		14	217
BOND, WENDY									<5				14	15
BRUECK, ROBERT	95	<5	6	<5	<5	78		8	8	5	21		310	537
BRUHN, DONALD	8					28		<5			42		12	92
CARLIN, LANE							<5		<5	7	<5		<5	13
CASTILLO-NIEVES, EDGARDO	9	<5		<5		7				<5			57	79
COSSU, JOHN						5							<5	8
DAITCH, JONATHAN	17							<5	<5	<5			174	199
DAVIS, PHILLIP						<5								<5
DOUEK, MAURICE	11	11	9	<5	<5	36	<5	<5					76	156
DURY, PATRICIA	7		<5	<5		37			<5	<5	12		111	175
EL-GENDY, ALAA						<5								<5
ENCARNACION, KEVIN	15					23		<5	<5	<5	<5		20	68
FERGUSON, LEE	<5					11		<5			12		30	59
FILIPOWICZ, ROMAN	126	11	14	5	5	342		10	11	11	912	<5	<5	1,451
GUAITOLI, GIUSEPPE									<5		<5		9	11
JAFFE, SCOTT	88	20	17	<5		178		33	11	8	169		404	930
KHAN, RABIA	<5					5					6		<5	15
KUEHNER, PAUL	<5		<5			8							66	76
KYRITSIS, ATHINA	548	139	173	52	12	5,575	8	183	51	147		<5	1,873	8,763
LIEBOWITZ, FRED	<5			<5		13		<5			10		<5	28
LIM, MAY JOY	5	<5	<5			<5		<5	<5	<5			11	27
LOMAS, JERILEE	<5					8		<5		<5			39	50
LUKASIEWICZ, CYNTHIA										<5				<5
MANDELKORN, ROBERT			35											35
MARKOWITZ, DAVID	168	42	32	10	<5	221	<5	33	23	25	929		784	2,272
MARTINEZ, MICHAEL											<5		<5	<5
MIAN, MUNIRA	29	8	<5			53		10	6		270			377
MORRIS, DARELD	275	63	42	22		2,646		21	10	25		<5	338	3,443
MOULTON, MARLENE	<5		<5			5				<5			6	15
MURTAGH, WILLIAM		<5	<5			16			<5				17	36
NORLEANS, MARK	<5	<5				<5		<5	6	<5	<5		<5	19
PATRICK, JOHN	<5		<5										216	218

Table 2. Individual Physician Certifications by Patient's Qualifying Condition from October 1, 2018 through September 30, 2019.

Physician County	(a) Cancer	(b) Epilepsy	(c) Glaucoma	(d) Positive Status for HIV	(e) AIDS	(f) PTSD	(g) ALS	(h) Crohn's disease	(i) Parkinson's Disease	(j) MS	(k) Medical Conditions of the Same	(l) Terminal Condition	(m) Chronic Non- Malignant Pain	Total Number of Certifications
STATEWIDE	36,260	8,476	7,127	3,677	522	119,500	386	7,286	4,568	6,136	126,586	440	139,505	460,469
PREUDHOMME, JULES	<5		<5			17			<5	<5			31	55
RAMAMURTHY, SUJATHA	161	82	43	15		2,434	<5	57	22	19	<5	<5	1,256	4,092
ROMERO, FRANCES								<5			<5		5	7
ROSENKRANTZ, ERIC													<5	<5
ROSS, STEPHEN	12					5		<5	<5		18		64	105
SAREEN, RAJAN				<5		37			<5				<5	43
SAUER, MARK	20	<5	<5			18	<5		6	<5	49	<5	71	173
SCHULTZ, CARL	45		8	<5		33		<5	7	<5	12	<5	193	307
SHAHLA, ZIAD	<5													<5
SOLIMAN, GEORGE	8		6			14		<5	6	<5			58	94
SONN, GREGORY	645	83	120	34	5	3,312	7	53	63	85	4,262	<5	167	8,838
TAYLOR, TERESE	13		<5	<5		13			<5	7		<5	53	91
VEL, JEAN-JACQUE						<5		<5					11	15
WEINER, JAMES	11					9		<5	<5	<5			156	184
WILLIAMITIS, ANTHONY	23	6		<5		75		8	<5	<5			233	350
ZFAZ, MARTIN						<5								<5
ZUGHBI, CINDY						10					<5			12
Leon	940	235	244	59	6	2,346	16	147	120	131	7,502	<5	823	12,571
COHEN, GEORGE									<5			<5	<5	5
DORN, JOSEPH	400	59	93	12	<5	869	6	66	46	35	2,630			4,218
FEE, CHERYL	206	95	66	24	<5	796	<5	25	17	24	2,279		552	4,091
HOLLIMON, JOHN				<5		23	<5			<5			11	37
JAIN, AMIT	13													13
KIRSCH, CHARLES	258	47	66	16		408	6	40	32	43	2,168		<5	3,086
KOBERDA, JAROSLAW	<5	7				<5				<5			15	27
MACKAY, JOHN	11	<5	<5			14		<5	<5		11		46	88
MAITLAND, CHARLES						<5			14	17			<5	36
MIGNON, YVETTE	5	<5	<5			10		<5	<5			<5	36	59
MOORE, MARK	40	21	16	6		44		14	5	10	413			569
PATACXIL, FILEMON	<5		<5			28							154	187
SIANO, JOSEPH	<5					5								6
STRIBLING, FRED						<5					<5		<5	5
SWINEY, TOMMY						142			<5					144
Levy	5	<5	<5	<5		27		<5		<5	29		56	131
QAMAR, ASAD	5	<5	<5	<5		27		<5		<5	29		56	131

Table 2. Individual Physician Certifications by Patient's Qualifying Condition from October 1, 2018 through September 30, 2019.

Physician County	(a) Cancer	(b) Epilepsy	(c) Glaucoma	(d) Positive Status for HIV	(e) AIDS	(f) PTSD	(g) ALS	(h) Crohn's disease	(i) Parkinson's Disease	(j) MS	(k) Medical Conditions of the Same	(l) Terminal Condition	(m) Chronic Non-Malignant Pain	Total Number of Certifications
STATEWIDE	36,260	8,476	7,127	3,677	522	119,500	386	7,286	4,568	6,136	126,586	440	139,505	460,469
Manatee	465	101	84	10	<5	800	5	69	67	51	1,036	<5	1,478	4,170
BEARD, MARGITA	23	10	6			<5		<5	19	10	41		22	136
BLEND, TIMOTHY	6					38		6	<5		<5		29	81
BOYLE, KATHLEEN	5					17							8	30
BRAINARD, KAREN	<5	<5	<5			<5				<5	<5		<5	15
FINE, ALEXANDER		<5				<5					8		<5	14
FOLKENS, ERIC	32	<5	7	<5		20		<5		5			84	152
KAHANE, IAN	<5						<5							<5
KUNWAR, SHAAN	64	<5	14			35		5	<5	<5	60		144	326
MATHEW, MANOJ	66	47	14	<5	<5	250		30	10	14	62		512	1,010
NARVAEZ, ADOLFO	67	<5	<5	<5		75		6	8	8	281	<5	82	540
NESSETTI, MATTHEW	<5	<5				13	<5		<5			<5	49	72
NORRIS, STEVEN	<5					<5			<5				27	33
NOTMAN, SAMANTHA	<5					<5					8		16	29
PERRONE, VINCENZO	62	13	21	<5		63		9	<5	<5	153		221	547
REICHBACH, STEVEN	109	9	17			127		10	11	6	418			707
RUCKER, GEORGE	12					80							19	111
YATHIRAJ, SANJAY	<5	10			<5	68	<5		12	<5	<5		88	189
YCAZA, ROBERT	<5												174	176
Marion	408	72	64	35	<5	1,640	<5	42	32	20	550	7	1,531	4,408
BEAMS, KENT	195	39	36	24	<5	986		25	9	12	33		285	1,645
CORRETTJER-RUSSI, CESAR	25	<5	5			<5		<5	7	<5	63		266	373
CUMPTON, TERI						<5								<5
FAZAL, ZULFIQAR	5	<5	8			<5			<5				126	150
HALL, DOUGLAS	63	<5	7	<5	<5	60	<5	6	5	6	444		<5	601
JACKSON, BURKE	28	<5	<5	7		324	<5		<5	<5				368
KAIRAB, HIMANSHU	<5													<5
KATANICK, SHELDON	25	<5	<5			59		<5	<5		5	<5	185	284
LEMIRE, JAMES	<5													<5
LERRO, DESIREE	20	8		<5		26		<5	<5			5	57	121
OFFENBERG, HOWARD	5					<5		<5					7	16
PERKINS, HASHANI					<5	<5							18	21
PYLES, STEPHEN	14					<5							104	122
SACHER, MARK	14	14	<5	<5		165		<5					48	245
TIECHE, STEVEN	11	<5	<5			<5		<5			5	<5	432	457

Table 2. Individual Physician Certifications by Patient's Qualifying Condition from October 1, 2018 through September 30, 2019.

Physician County	(a) Cancer	(b) Epilepsy	(c) Glaucoma	(d) Positive Status for HIV	(e) AIDS	(f) PTSD	(g) ALS	(h) Crohn's disease	(i) Parkinson's Disease	(j) MS	(k) Medical Conditions of the Same	(l) Terminal Condition	(m) Chronic Non- Malignant Pain	Total Number of Certifications
STATEWIDE	36,260	8,476	7,127	3,677	522	119,500	386	7,286	4,568	6,136	126,586	440	139,505	460,469
Martin	375	142	79	63	6	2,836	8	102	75	53	493	26	3,761	8,019
ADELBERG, JONATHAN				<5		32		<5					30	64
BARATTA, ROBERT	7	<5				31	<5	11	5				168	227
BEEELITZ, JOHN				<5		5		<5			<5		68	76
BUGGIA, MARY						<5							13	14
BUSHNELL, JEANNE	7	<5		<5		10		<5	<5				79	103
CALAS, HENRY	<5	21	5	<5		10			<5	<5	22		115	182
CASTELLANOS, JAIME						<5					<5	<5	<5	12
DUFRESNE, CHANTELE	<5	5		<5		7		<5		<5	47		62	130
GAMBINO, PAUL	24	<5	6	<5	<5	274		5	<5		<5	<5	84	402
KASHOUTY, RABIH	20	64	8	<5		322	<5		22	10		17	286	754
LOVAAS, GREGORY	96	13	18	30	<5	155	<5	39	19	11		<5	171	558
MOHSENI, NATHAN	16	<5	5			33		<5		<5	23		65	148
MURPHY, FRANCIS	<5												12	13
MURPHY, JOHN	45	8	8	12	<5	1,388	<5	7	<5	6		<5	15	1,500
PATEL, RIMAL	<5					13							<5	18
PEARSON, EDWARD	35	<5	<5	<5		369		<5	<5	6			238	658
POLSKY, MARK													<5	<5
RAMOS, JUAN											<5		13	17
RANKIN, LISA	11	<5	<5			14	<5			<5		<5	1,602	1,633
ROBBINS, HOWARD	<5								<5				16	20
TROVATO, FRANK	<5					<5							<5	8
TURNER, DONALD	59	7	9	<5		113	<5	16	10	6			656	879
WATT, JASON	<5		<5			7		<5					<5	15
ZOTOVAS, ANDREA	43	12	13	6		44		11	6	5	391		56	587
Miami-Dade	2,176	567	419	395	72	7,888	16	534	288	300	4,607	56	16,764	34,082
ABELLO, ROBERT	10					<5		<5	<5	5	<5		68	90
ALEGRET, RAMON								<5					6	7
ALONSO, DELILAH						<5					15	<5	<5	20
ALTMAN, ALAN	44	5	19	15		317		19	8	8	112	11	945	1,503
ANDREONI, ANTHONY	13	<5	<5	<5		72		<5		<5	68			165
ASHBY, BERNARD		<5											6	7
AU, ADAM											<5		<5	<5
AVILES, RAFAEL								<5						<5
BAKER, JEFFREY	5	<5	<5	<5		11							<5	25

Table 2. Individual Physician Certifications by Patient's Qualifying Condition from October 1, 2018 through September 30, 2019.

Physician County	(a) Cancer	(b) Epilepsy	(c) Glaucoma	(d) Positive Status for HIV	(e) AIDS	(f) PTSD	(g) ALS	(h) Crohn's disease	(i) Parkinson's Disease	(j) MS	(k) Medical Conditions of the Same	(l) Terminal Condition	(m) Chronic Non- Malignant Pain	Total Number of Certifications
STATEWIDE	36,260	8,476	7,127	3,677	522	119,500	386	7,286	4,568	6,136	126,586	440	139,505	460,469
BELLMAN, BETTY	<5												<5	<5
BENJAMIN, YUKHANAN						<5								<5
BEN-KANE, SUZANNE													<5	<5
BERGER, LAWRENCE													12	12
BERKE, WILLIAM													<5	<5
BINKER, JOSEFA	<5			<5		20			<5				36	64
BINKER, RODOLFO	<5				<5	21			<5		<5		35	64
BIRMAN, ALEX	<5	<5				<5							12	17
BLEMUR, PIERRE													<5	<5
BLUMENTHAL, BARRY	82	23	17	14	19	987		12	<5	9	40	7	422	1,635
BONNER, WILLIAM						<5			<5					<5
BRISTOW, SANDEE	8		<5		<5	<5				<5	41			56
BRUCK, DARREN	14									<5				15
CARA, JEFFREY	<5										5			7
CARABALLO, DALIAN													<5	<5
CARPMAN, DANIEL													<5	<5
CARRASCO, ANGEL									<5				<5	<5
CASTELLANOS, RAMON									<5			<5	22	28
CAVA, ROBERT	<5					<5			<5				34	44
CEBALLOS, CESAR	5												43	48
CHANG, RICHARD													430	430
CHILDRESS, JOHN	<5								<5				18	21
CHOXI, ANKEET													5	5
COBIELLA, JOSE	<5					<5							5	7
CORDOVES, LAZARO						<5								<5
DAMAS, HERVE	15	6	<5	<5		10		<5			14		144	194
DANSKY, ALAN	<5	<5		<5		<5			<5				12	17
DAVIS, CHRISTINE													<5	<5
DE LA PENA, MARIA	<5	<5	<5			<5		<5		<5	30			43
DE URRESTI, MIREN	<5	<5				8							<5	13
DEBEN, SOPHIA											<5			<5
DELGADO, MARIA			<5			<5					12		8	25
DOMINGUEZ, LUIS	37	23	18	12	<5	162		21	8	<5	6	<5	573	868
DRAESEL, JEFFREY	15	<5	<5	<5		26	<5	<5	<5	<5	6		603	669
DUARTE, JUAN		<5				<5								<5

Table 2. Individual Physician Certifications by Patient's Qualifying Condition from October 1, 2018 through September 30, 2019.

Physician County	(a) Cancer	(b) Epilepsy	(c) Glaucoma	(d) Positive Status for HIV	(e) AIDS	(f) PTSD	(g) ALS	(h) Crohn's disease	(i) Parkinson's Disease	(j) MS	(k) Medical Conditions of the Same	(l) Terminal Condition	(m) Chronic Non- Malignant Pain	Total Number of Certifications
STATEWIDE	36,260	8,476	7,127	3,677	522	119,500	386	7,286	4,568	6,136	126,586	440	139,505	460,469
EFTEKHARI, NASSER	<5	<5	<5	<5		40		<5					44	98
EISMAN, EUGENE													<5	<5
ELHAKIM, SAMER											<5			<5
ELLENBY, JAY	52	17	16	21		419	<5	22	6	<5	<5	<5	3,156	3,721
FALCON, ARMANDO	33	9	6	5	<5	62		<5	6	<5	155	<5	580	865
FERNANDEZ, INTI	<5					6							10	18
FERRIN, FRANK	70	16	19	<5	<5	596	<5	22	5	9	10	<5	682	1,436
FINK, RANDY	<5					<5			<5					5
FISCHER, DANIEL											<5			<5
FOX, GREGORY											<5		<5	7
FOX, KEVIN	12	<5	<5			43		6	<5	5	39	7	168	289
FOX, SUSAN													8	8
FRANCK, GEDEN						<5								<5
FRANCO, RIGOBERTO	15	<5	<5	<5		14		<5	<5	5			75	121
FURMAN, NEIL				<5		18		<5			<5		26	52
GALLO, BRUNO	9					5		<5	<5		47		331	396
GARCIA-RIVERA, CARLOS		<5				<5		<5	8				7	21
GEARY, NATALIE						11							31	42
GELBLUM, JEFFREY	15	6				14		<5	10	<5			80	127
GENTHER, KATHERINE													<5	<5
GERENSTEIN, RICARDO						<5							<5	5
GLASSMAN, PAUL	<5					9		<5		<5				15
GONZALEZ, CHRISTIAN	6					9			<5	<5	132	<5		153
GONZALEZ, MANUEL	<5	<5	<5	5		<5	<5		<5			<5	16	34
GROSZ, RAUL			<5										5	7
GUPTA, NINA						8							<5	9
GUTIERREZ, PETE	9	<5	<5			75		<5	<5	<5			52	145
HALL, MICHAEL				<5		<5							<5	6
HASSAN, KAZI						<5							<5	<5
HERNANDEZ, HUMBERTO	<5			<5		<5				<5		<5	<5	6
HERNANDEZ, OSCAR						24			<5				<5	31
HERON, PATRICK	13	<5	5	<5		191			<5				26	240
HOLMEWOOD, KEVIN	58	10	17	16	<5	428		16	<5	7	10		289	855
HOTCHNER, KIRBY	<5					30								34
JACKSON, JOHN		<5			<5					<5	<5		<5	7

Table 2. Individual Physician Certifications by Patient's Qualifying Condition from October 1, 2018 through September 30, 2019.

Physician County	(a) Cancer	(b) Epilepsy	(c) Glaucoma	(d) Positive Status for HIV	(e) AIDS	(f) PTSD	(g) ALS	(h) Crohn's disease	(i) Parkinson's Disease	(j) MS	(k) Medical Conditions of the Same	(l) Terminal Condition	(m) Chronic Non- Malignant Pain	Total Number of Certifications
STATEWIDE	36,260	8,476	7,127	3,677	522	119,500	386	7,286	4,568	6,136	126,586	440	139,505	460,469
JARRETT, WENTWORTH	<5				<5			<5	<5		21		<5	28
JENNINGS, JAMES	<5					6							16	23
JETT, GARY		<5	<5			<5					<5		16	23
KAMLET, JEFFREY	<5		<5	20		73		<5					111	212
KHAMVONGSA, PETER	<5												<5	5
KHAWAND-AZOULAI, MARIANA	81													81
KLOPUKH, BORIS						<5							<5	<5
KOFFLER, RICHARD	<5	<5		<5		18			<5	<5			13	39
KOUKA, NABEEL	<5			<5		<5							<5	9
LANDRON-GARCIA, LOURDES	<5					<5								<5
LERMAN, ANDREW	<5	40		<5		11		<5	7	9	<5		121	198
LENER, LAUREN	47		<5	11		26		8	<5	25	26		29	176
LEVIN, ESTHER			<5			5			<5				<5	10
LEVINSON, ANDREW	<5	<5				10		<5					<5	21
LIEBERMAN, BERNARD	26	<5	<5	11		99	<5	7	<5	<5			381	538
LIPMAN, RICHARD	<5					<5			<5		22			26
LOPEZ, RAYMOND	68	12	7	19		428	<5	34	<5	15	315	<5	509	1,413
LOPEZ-BRIGNONI, EVELYN	<5					<5					<5			8
LUBETSKY, RONALD	<5	<5		<5	<5	<5							60	65
LYN-LASSITER, SAFIYA	12	<5				14		<5			6	<5	51	87
MACHADO, HUMBERTO													<5	<5
MACKSOUD, DELORES	<5	<5				<5			<5				<5	8
MAHL, CHARLES						<5				<5			7	9
MAIT, JARRED	<5	<5				<5		<5					<5	10
MALANKAR, AMOL	18	14	7	8		280		<5	<5				10	342
MANASHIROV, RUSLAN									<5	<5	7			11
MANRESA, ALDO	<5		<5			14	<5	<5					28	50
MARIN, DANIEL													<5	<5
MARQUIS, DAVID						19		<5					9	29
MARTIN DEL CAMPO, ALONSO	16	<5	6			30		<5	<5	<5	76		203	343
MARTINEZ, ADOLFO	<5													<5
MARTINEZ-LU, KIANFA	<5							<5					20	23
MEDINA, SULEYKI	115													115
MEHTA, NIRAJ	47												<5	48
MENDEZ, EDUARDO	33	7	5	<5		118		<5		14		<5	364	547

Table 2. Individual Physician Certifications by Patient's Qualifying Condition from October 1, 2018 through September 30, 2019.

Physician County	(a) Cancer	(b) Epilepsy	(c) Glaucoma	(d) Positive Status for HIV	(e) AIDS	(f) PTSD	(g) ALS	(h) Crohn's disease	(i) Parkinson's Disease	(j) MS	(k) Medical Conditions of the Same	(l) Terminal Condition	(m) Chronic Non- Malignant Pain	Total Number of Certifications
STATEWIDE	36,260	8,476	7,127	3,677	522	119,500	386	7,286	4,568	6,136	126,586	440	139,505	460,469
MENDEZ, LUIS	<5													<5
MILLER, ZOE													<5	<5
MINSAL-BALLESTER, GERARDO						<5							7	8
MIRANDA, ALTAGRACIA													<5	<5
MOISE, GUY	29	19	7	6	<5	109		8	5	<5		<5	139	326
MORALES, OSMIN		<5				<5			<5				8	12
MOUHANNA, JOSEPH													9	9
MUNOZ, JOSE	<5										<5		<5	<5
NEUWIRTH, ZEV	<5					7					10			18
NOBILE, ANJALI	<5	<5		<5		7			<5		14			25
OPPENHEIMER, JOSHUA													<5	<5
PADRON, JOHN			<5			<5							11	15
PAIT, THEODORE	8	<5	<5	<5		62		<5	<5	<5	46			125
PEREZ, RENE											13			13
PEREZ, VIVIANA	<5												10	11
PHILLIPS, J	<5					6				<5			117	128
PINO, ANTONIO	30	11	12	7	<5	40		15	7	14	379		212	730
PINZON ARDILA, ALBERTO		<5				<5								<5
POLGA, JUSTIN	<5					<5							<5	8
POPP, HOWARD	9	<5	6	<5		8		<5	<5				44	71
POWELL, MICHELLE	11	<5	<5			17		<5	<5				23	58
PRIETO-HERNANDEZ, JOSE			<5	<5				<5					<5	6
RABEN, KAREN	<5			<5	<5	<5								8
REINES, ARIEL	<5	<5				<5				<5	44		43	99
REMOS, JUAN	56	10	19	14		195	<5	15	5	<5	97	<5	1,132	1,551
RESNICK, STEVEN	13	7	<5	<5		23	<5	<5	11	<5			75	141
REYES, RHEINCHARD	<5										8		6	17
RIVAS, AGUSTIN	<5													<5
RIVERA BUSCAGLIA, DANIEL									<5				93	94
ROCA, ALEJANDRO	12	<5				6			<5	<5			57	82
ROCHE, NORMA		<5											<5	<5
RODRIGUEZ ALVAREZ, HUMBERTO	48	7	9	18	<5	264		6	<5	<5	<5		880	1,240
RODRIGUEZ DE LA TORRE, JESUS	5	6	<5			19				5	13	<5	8	59
RODRIGUEZ, MAGALY									<5					<5
RODRIGUEZ, PEDRO											<5			<5

Table 2. Individual Physician Certifications by Patient's Qualifying Condition from October 1, 2018 through September 30, 2019.

Physician County	(a) Cancer	(b) Epilepsy	(c) Glaucoma	(d) Positive Status for HIV	(e) AIDS	(f) PTSD	(g) ALS	(h) Crohn's disease	(i) Parkinson's Disease	(j) MS	(k) Medical Conditions of the Same	(l) Terminal Condition	(m) Chronic Non- Malignant Pain	Total Number of Certifications
STATEWIDE	36,260	8,476	7,127	3,677	522	119,500	386	7,286	4,568	6,136	126,586	440	139,505	460,469
RUBINOWICZ, BRUCE	80	15	31	10	5	47		12	7	8	539		6	760
SABBANI, ASHWIN						<5							5	9
SAMUEL, VICKKI-ANN					<5	76							20	97
SANCHEZ, CARLOS	19		6	11		22		5		<5	14		34	112
SANTOS, GUILLERMO	<5								<5				9	16
SCHIFFMAN, LAWRENCE	11	<5	<5	<5		26		<5			<5		13	65
SCHISANI, HOLLY	11	5	6			117		7	<5	<5			95	245
SCHOCHET, ELIE	<5			9	<5						<5		<5	16
SCHWARTZBARD, JULIE						<5				<5			39	41
SEGAL, SCOTT	30	8	<5	9	<5	241		8	<5	<5	91		<5	397
SENDE, FERNANDO	148	50	22	22	<5	198		106	11	12	267		868	1,705
SERPA, JOHN	<5					<5					<5		<5	8
SHABANAH, FIKRI VICTOR	<5			<5					<5	<5			11	17
SINGER, ALLEN	5					7					<5			14
STERN, JEFFREY	<5		<5	<5		71				<5			224	302
TABI, GEORGE													5	5
TEJEIRO, WILLIAM	40	13	6	<5	18	51	<5	11	16	15	<5			175
TOLEDO, JOSE	<5		<5										<5	5
URDANETA, MAYRE	36	9	10	8	<5	391		5	<5	6			716	1,187
VALLADARES, JOSE											<5			<5
VAN GINKEL, ERIK	<5	<5				18				<5			<5	29
VASQUEZ DUARTE, RICARDO	<5					6				<5	7		<5	21
VAZQUEZ, SUZEL						7					<5		<5	11
VENDRYES, CHRISTOPHER						<5			<5				13	18
VILLANO, KATHRYN									<5					<5
WAHLESTEDT, LISA	<5							<5						5
WEINER, MICHELLE	235	24	27	19	<5	440	<5	62	37	20	1,246		<5	2,118
WHARTON, TOMAS	<5		<5			7					<5		5	18
WILLIAMS, HAROLD												<5		<5
WOLF, AIZIK	<5													<5
WONG, ANN-MARIE	66	81	6	19		150		13	16	<5	135		97	586
ZAIAC, MARTIN	<5					5							<5	11
ZALIS, BRIAN	<5		<5			5				<5	<5		<5	16
ZAPATA, SHEENA	12													12
ZAYAS, SHERYL	<5								<5		<5			<5

Table 2. Individual Physician Certifications by Patient's Qualifying Condition from October 1, 2018 through September 30, 2019.

Physician County	(a) Cancer	(b) Epilepsy	(c) Glaucoma	(d) Positive Status for HIV	(e) AIDS	(f) PTSD	(g) ALS	(h) Crohn's disease	(i) Parkinson's Disease	(j) MS	(k) Medical Conditions of the Same	(l) Terminal Condition	(m) Chronic Non- Malignant Pain	Total Number of Certifications
STATEWIDE	36,260	8,476	7,127	3,677	522	119,500	386	7,286	4,568	6,136	126,586	440	139,505	460,469
ZHANG, MICHAEL	129	44	39	37		365	<5	36	16	28	420	7	659	1,781
Monroe	161	22	20	67	<5	229	<5	12	21	13	198	<5	854	1,600
BEYSOLOW, TAWEH	<5					<5							<5	5
CATANA, ROBERT	<5										45		28	75
CHARITY, JENNIFER	8					11					11		42	72
FLOYD, JULIE ANN	74	13	12	46	<5	85	<5	5	11	6	141		357	752
GERTH, ELIAS		<5	<5			16		<5	<5	<5			26	47
GRIDER, DAVID	11	<5	6			16		<5	<5	<5			31	74
GUDICELLO, FRANK	9	<5		<5		36		<5		<5	<5	<5	22	74
JACKSON, JERRY	16			13									297	326
JOHNSON, JESSICA	<5	<5		<5		5				<5			8	19
KEIFER, GREGORY	<5					<5		<5					<5	10
LANGLEY, JOHN													<5	<5
MCKNIGHT, RAYMOND	<5	<5				15				<5			31	51
NORRIS, JOHN	32	<5		5		41			6				<5	88
RAE, IAN			<5										<5	<5
Nassau	53	14	14	5		92		10	8	6	485		69	756
ATKINSON, ELIZABETH	<5					<5					<5		<5	9
FINA, LERA	<5		<5								<5			5
GOLDBERG, KANDIS	51	14	10	5		85		10	7	5	480		40	707
TAYLOR, THOMAS			<5			<5							<5	9
WHITE, DAVID						<5			<5	<5	<5		22	26
Okaloosa	522	117	76	21	7	1,265	9	103	111	99	3,292	15	536	6,173
BANKS, GARRY	95	36	11	<5	<5	282	<5	53	45	48	1,082		236	1,892
BAWA, NITIN	25	5	<5	<5	<5	255	<5	<5	<5	<5	84	<5	30	414
BRENT, JOHN	67		<5			10				<5				84
BRYAN, CYNTHIA		<5				<5		<5	<5		<5		<5	15
CASTANEDA, THADDAEUS	13	5	<5			44		<5	<5		120		154	342
ESCOFFERY, WILLIAM	<5	<5				30					65			97
GEORGE-SAINTILUS, ERICA			<5			6		<5			<5		6	18
GIVEN, MICHAEL	<5	<5									<5	<5		5
GOLDBERG, ERIC	22	5	<5			137	<5		<5		162		<5	332
GRANT, WILLIAM	<5		<5	<5		45		<5		<5	11		<5	67
HANSON, SVETLANA	9	<5	<5	6		65			<5		90	<5	29	206
MANOS, GINGER		<5				<5					<5		19	27

Table 2. Individual Physician Certifications by Patient's Qualifying Condition from October 1, 2018 through September 30, 2019.

Physician County	(a) Cancer	(b) Epilepsy	(c) Glaucoma	(d) Positive Status for HIV	(e) AIDS	(f) PTSD	(g) ALS	(h) Crohn's disease	(i) Parkinson's Disease	(j) MS	(k) Medical Conditions of the Same	(l) Terminal Condition	(m) Chronic Non- Malignant Pain	Total Number of Certifications
STATEWIDE	36,260	8,476	7,127	3,677	522	119,500	386	7,286	4,568	6,136	126,586	440	139,505	460,469
MCCAIN, ELEANOR	<5					<5						<5	11	15
MOHAMMED, SHEILA	31	14	10	<5	<5	79	<5	11	5	6	281		<5	444
MONTGOMERY, AARON						<5			<5	<5			<5	5
MOORE, BRENDA	8		<5								26		<5	36
REMARK-ZARATE, ROBIN	93	14	6	5		180		14	7	<5	539		31	892
SIEGEL, ROBERT	<5	<5	<5	<5		20								30
TAVERNARIS, MICHAEL	5	<5				6		<5			<5		12	28
ZANT, ALBERT	145	27	30	<5	<5	96	<5	13	44	33	818	11		1,224
Okeechobee	62	6	<5	<5		64		<5	<5	<5			<5	146
KUMAR, RAMESH	62	6	<5	<5		62			<5	<5				139
SYED, MUHAMMAD						<5		<5					<5	7
Orange	1,384	432	257	235	23	4,480	28	407	185	242	6,759	29	7,723	22,184
ABDEL AL, NAGLAA													<5	<5
AGGARWAL, BARBARA	16	10	6	6		67	<5	<5	5	<5	341		<5	466
ALDARONDO, SIGFREDO	<5					<5								5
ALEKSANDROVA, OLGA										<5				<5
ANTONYRAJAH, BERNADETTE				<5										<5
AREVALO, CATHERINE	41	14	7	13	<5	448		21	<5	11	10		661	1,233
AWOSIKA, BANJI	<5			<5		17			<5		19			39
BAIGABATOV, ELGAR	<5	<5		<5		29	<5		<5		<5		35	74
BAUTISTA-ROSAS, MARIN			<5			<5					<5		12	15
BAWANY, MOHAMMED	<5	<5	<5		<5	6		<5		<5			24	38
BEHANI, AIDA	<5	<5		<5		19		<5	<5	<5			5	36
BELOSO, ISMAEL	40	10	8	6		46	<5	6		7	78		293	495
BHALANI, KANTILAL	45	13	6	<5		56		10	8	20	<5		163	323
BONES, RAPHAEL	87	29	9	9	<5	222	6	22	24	11	20		639	1,079
BUSER, DAVID	<5												<5	<5
CASTRO, IVAN	<5					11		<5	<5		10	<5	26	54
CHERUKUPALLY, PALLAVI						<5							<5	6
CILBRITH, DAVID						<5					18		<5	21
COHEN-NEAMIE, DANIEL	14	6	<5	<5	<5	18	<5	<5		<5		<5	147	198
COOPER, CHARLENE	64	<5	7	11	<5	72		13	<5	7	432	<5	51	663
DANG, PATRICK	<5	<5	<5			9					<5		89	104
DAPHTARY, UDAY	8	<5	<5	<5		5		<5	<5	<5	<5		38	63
DAVIS, RONALD		<5												<5

Table 2. Individual Physician Certifications by Patient's Qualifying Condition from October 1, 2018 through September 30, 2019.

Physician County	(a) Cancer	(b) Epilepsy	(c) Glaucoma	(d) Positive Status for HIV	(e) AIDS	(f) PTSD	(g) ALS	(h) Crohn's disease	(i) Parkinson's Disease	(j) MS	(k) Medical Conditions of the Same	(l) Terminal Condition	(m) Chronic Non- Malignant Pain	Total Number of Certifications
STATEWIDE	36,260	8,476	7,127	3,677	522	119,500	386	7,286	4,568	6,136	126,586	440	139,505	460,469
DEEN, RYAN	<5					9		<5					21	32
DESSLER, HARRIETT	25	<5	6	<5	<5	36		9	<5	6	184	<5	48	322
DHILLON, MANVIR			<5										5	6
FERNANDEZ, SANDER	104	43	19	24		204		29	17	28	1,073		690	2,231
FOX, ANDREW	199	56	50	29	<5	552	8	53	34	28	1,598	7	723	3,338
FRASER, OWEN	<5					94					12		242	350
FUNEZ, KEVIN										<5				<5
GRAHAM, DAVID	<5					19								22
GREEN, SUSAN	39	16	14	14	5	181		23	<5	5	87		418	805
HARDING, VICTOR						10		<5						11
HARDY, PHILIP	<5	<5	<5	<5		<5			<5	<5		6	39	55
HARRY, EUDENE	<5									<5			9	12
HILL, NATHAN													<5	<5
HITCHCOCK, LARA	<5				<5	5			<5	<5		<5	34	49
IVANOV, OLGA	<5			<5		22		<5		<5			14	43
KHANNA, ASHOK	10	5		<5	<5	135	<5	<5	5	<5		<5	75	240
KIVETT, GERALD	7	<5		<5		127				5	<5		152	298
KUSNETZ, NORMA						<5							<5	<5
LANSKY, MEYER	<5	<5	<5			<5		<5	<5				25	42
LEVINE, SCOTT	<5					<5							8	10
MAGSINO, MARISSA	76	7	5			151		<5		6	16	<5	22	288
MALLONEE, RONALD						103								103
MARCELIN, PRUDENT	<5		<5						<5				94	100
MASLIN, STUART	33	21	7	17		71		11		7	707	<5	25	903
MASRI, ADDAM				<5		18							<5	22
MILLS, WILLIAM		<5				5							22	28
MUELLER, JEFFREY	11	<5		<5	<5	7			<5				<5	27
NIELSEN, ANNETTE	<5												<5	<5
NURIEL, GABRIEL	<5	<5				<5			<5	<5	8		11	27
OLIVEROS, PEDRO	22	19	5	6		114	<5	19	22	18	<5		745	976
PATEL, VARESH	129	28	19	5		418		15	7	9			123	753
PICHON, ANDRE													<5	<5
POWELL, BRIAN	<5										<5		28	30
QURESHI, IMTIAZ	9	<5				33			<5	<5			28	76
RAJA, DEEPAK													<5	<5

Table 2. Individual Physician Certifications by Patient's Qualifying Condition from October 1, 2018 through September 30, 2019.

Physician County	(a) Cancer	(b) Epilepsy	(c) Glaucoma	(d) Positive Status for HIV	(e) AIDS	(f) PTSD	(g) ALS	(h) Crohn's disease	(i) Parkinson's Disease	(j) MS	(k) Medical Conditions of the Same	(l) Terminal Condition	(m) Chronic Non- Malignant Pain	Total Number of Certifications
STATEWIDE	36,260	8,476	7,127	3,677	522	119,500	386	7,286	4,568	6,136	126,586	440	139,505	460,469
RAJU, BHASKAR	<5	<5				43				<5	87		5	142
REDDY, RAM	11	5			<5	13		<5	<5	<5	<5		28	64
RIVERA, ALBERTO	8	<5	<5	<5		22		<5			<5	<5	131	175
SADEK, AHMED		9												9
SANCHEZ, DANIEL													<5	<5
SANGHRAJKA, NEHA	<5					5		<5					10	19
SCHULTZ, JASON	132	54	29	35	<5	393	<5	45	8	26	1,602	<5	48	2,380
SHEKARI, SHIMA	<5	<5	<5			7		<5	<5		55		5	77
SMITH, RICHARD	<5		<5			6		<5			<5		28	39
SMITH-MARTINEZ, CHERYLL	<5					8							11	20
SNELL, GARY	24	11	8	6	<5	297		11	5	6	<5		350	725
STENZLER, STEPHEN	170	40	35	24		299	<5	82	14	12	349		1,110	2,136
TEMPEL, RICHARD				<5		12		<5			<5		12	28
UMPIERRE, ENRIQUE										<5			90	91
WEAVER, HOWARD	6			<5		17					31		85	140
WHEATLEY, RUSSELL	<5													<5
Osceola	57	12	10	14	<5	343		9	10	<5	16	<5	3,037	3,516
AFZAL, AJAZ	<5	<5		<5		6							<5	11
ASHRAF, SUALEH						<5			<5				<5	6
AVILA, DUBY											<5			<5
HARDOWAR, LATCHMAN	6		<5	<5		14		<5	<5		<5		101	133
HENNINGSEN, HARALD	<5												6	7
KHAN, MOHAMMAD				<5								<5	24	26
KHAN, MUHAMMAD	<5					<5							28	32
LEVINE, HAL											<5		<5	<5
LY, DUSTIN	<5	<5		<5	<5	<5							24	31
MARTINEZ, RAFAEL						<5		<5			5		39	47
MCDONALD, JOHN	<5									<5	<5			5
MORALES COLON, MARICELIS													<5	<5
MORENO RIVERO, KEILER	14	<5	<5			<5			<5		<5		53	79
PERFECTO VIERA, RAFAEL													7	7
POULOS, PETER	<5			<5		44								49
RUZ-PAU, CARLOS						<5							<5	5
THRASHER, MICHAEL	28	9	6	6	<5	264		5	5		<5	<5	2,745	3,072
Palm Beach	3,654	545	617	295	68	11,046	31	698	481	481	5,840	39	18,909	42,704

Table 2. Individual Physician Certifications by Patient's Qualifying Condition from October 1, 2018 through September 30, 2019.

Physician County	(a) Cancer	(b) Epilepsy	(c) Glaucoma	(d) Positive Status for HIV	(e) AIDS	(f) PTSD	(g) ALS	(h) Crohn's disease	(i) Parkinson's Disease	(j) MS	(k) Medical Conditions of the Same	(l) Terminal Condition	(m) Chronic Non- Malignant Pain	Total Number of Certifications
STATEWIDE	36,260	8,476	7,127	3,677	522	119,500	386	7,286	4,568	6,136	126,586	440	139,505	460,469
ABDALLAH, NADER													5	5
AGRESTI, MARK	<5					19			<5			5	21	52
AHMED, MUJAHED	7		<5			<5		<5		<5			72	85
ANDRE, PIERRE	11		<5	<5	<5	5							54	74
ANDRICOPOULOS, GEORGE	38	8	8	5	<5	42		<5	<5	6	57	<5	593	765
ANTON, AMERICO	14	5	<5	<5	<5	30		<5	<5	<5	205		<5	275
AQUA, KEITH						<5							<5	<5
ASHBERG, SHERRYL			<5			10		<5		<5			10	27
BACCHUS, ALBAN	<5					<5							47	51
BAFITIS, HAROLD	<5					<5							7	10
BAGO, MARIACLARA	56	8	14	5		56		9	15	12	98	<5		276
BAIJNATH, JOAN	351	24	43	5	<5	1,981	<5	75	23	30			103	2,640
BAKER, JOHN		<5				<5			<5				204	207
BALDA, LAURA	<5			<5		5			<5	<5	<5		16	31
BARBOUR, MONIQUE	14	<5	15			8		<5	<5	<5			17	61
BEINHAKER, NEIL	10	<5	<5	<5		68		<5	<5	<5	<5	<5	<5	96
BELOTTI, MICHAEL	22	6	6	19		65		5	<5	5	271			401
BENAIM, MONROE			<5						<5	<5				8
BENSIMON, JAIMY	<5												7	9
BERMAN, MIKHAIL	<5		<5			<5					6		21	35
BERRY, ADAM	25	<5	<5	<5		44	<5		<5	<5	24		111	219
BLOCK, MICHAEL													8	8
BOLTUCH, ROBERT	15	<5	<5	<5		5		<5	<5	7	74		<5	114
BONE, MELANIE	120	5	19			89		8	<5	10	242		100	596
BRESKY, KENNETH						18		<5						20
BRISKIN, ROBERT						<5								<5
BROWN, NEAL	<5					11								12
BROWN, RYAN	<5					<5							<5	6
CAMERON, BLAINE	<5	<5				<5		<5					40	48
CANASI, JAVIER	47	9	<5	<5		156		7	16	<5	<5		131	378
CANAVES-NUNEZ, SONIA	<5	<5						<5	<5	<5	<5	<5	14	28
CARIDI, STEVEN	<5	<5				<5		<5	<5	<5			18	32
CARR, ORLON	31	5	<5	6		36		7	<5				233	322
CELIGOJ, FRANK	<5													<5
CHAPMAN, GLENN	6	<5	<5			<5		<5	<5		16		18	52

Table 2. Individual Physician Certifications by Patient's Qualifying Condition from October 1, 2018 through September 30, 2019.

Physician County	(a) Cancer	(b) Epilepsy	(c) Glaucoma	(d) Positive Status for HIV	(e) AIDS	(f) PTSD	(g) ALS	(h) Crohn's disease	(i) Parkinson's Disease	(j) MS	(k) Medical Conditions of the Same	(l) Terminal Condition	(m) Chronic Non- Malignant Pain	Total Number of Certifications
STATEWIDE	36,260	8,476	7,127	3,677	522	119,500	386	7,286	4,568	6,136	126,586	440	139,505	460,469
CHRZAN, DOMINIK	93	9	8	<5		313	9	23	6	12	6	<5	63	544
CICHOWICZ, IVAN						<5								<5
COHEN, AARON			<5			14		6	<5	<5	5		90	121
COLLINS, ROBERT													7	7
CONLEN, RICHARD	<5												16	17
COOPER, HARRY	<5					19			<5				29	51
COSTELL, BRIAN	<5	14	<5		<5	8		<5	6	<5			130	166
DAVIS II, CEDRIC	<5											<5	10	12
DAVIS, MITCHELL	138	7	19	<5		199	<5	20	18	5	12	<5	606	1,030
DELTOR, PIERRE	<5		<5										<5	<5
DELUCA, JOHN	<5							<5					30	35
DELUCA, MARK	<5			<5		40								42
DHANDA, ANAND						<5							<5	<5
DIAMOND, PAUL	<5					6		<5						8
DISCEPOLA, CONSTANTINA	23	6	5			84		5	<5	<5	43		82	252
DRUCKER, RICHARD	<5					6		<5			<5		12	27
DUDLEY, ROBERT	99	11	39	<5		390		11	7	13	140		<5	715
DURAN, ROBERTO	12		<5					<5		<5			120	137
EISENBERG, BRUCE				<5		<5							10	12
EL-HADDAD, AHMED	62	23	24	11	<5	339	<5	39	13	11			608	1,135
ETTEDGUI, DANIEL	<5		<5			<5			<5				63	71
FERREIRA, MICHELLE	<5	<5	<5			6			13				23	47
FICHMAN, HERBERT	6			<5		7			<5		8		53	77
FIDEL, JEFFREY	37	21	11	<5		173		20	<5	9	637		101	1,014
FORTIER, DANIEL	12	<5				29		<5	<5	<5			23	70
FRIEDMAN, JARROD	<5	<5				18	6		7				8	46
FRIEDMAN, ROBERT	<5					<5			<5				19	22
FRISCH, ANNA						12							21	33
GALANTE, EDGARDO													11	11
GARIB-SANKAR, ANITA	<5								<5	<5			26	31
GHEN, MITCHELL	6			<5		5							<5	14
GIONIS, THOMAS	63	6	10	<5	<5	41		<5	7	11	178			321
GIOVANELLI PORRATA, CLAUDIA										<5				<5
GIRARD, JOHN	6	<5				17		5	<5	<5	<5		56	94
GLOVER, LESLEY	11		6			10					8		8	43

Table 2. Individual Physician Certifications by Patient's Qualifying Condition from October 1, 2018 through September 30, 2019.

Physician County	(a) Cancer	(b) Epilepsy	(c) Glaucoma	(d) Positive Status for HIV	(e) AIDS	(f) PTSD	(g) ALS	(h) Crohn's disease	(i) Parkinson's Disease	(j) MS	(k) Medical Conditions of the Same	(l) Terminal Condition	(m) Chronic Non- Malignant Pain	Total Number of Certifications
STATEWIDE	36,260	8,476	7,127	3,677	522	119,500	386	7,286	4,568	6,136	126,586	440	139,505	460,469
GOLGOTIU, ADRIAN													<5	<5
GRABER, MYLISSA	6		<5			30		<5					<5	40
GUNTHER, ROBERT						<5							<5	<5
GUTHRIE, JENNIFER	44	19	9	<5		156	<5	11	9	10		<5	966	1,229
HAO, YIHONG	<5						<5						12	16
HAYM, JEROME	25	<5	7	<5		365		6	<5	6	6	<5	354	779
HEVERT, DAVID						<5		<5					16	19
HORVATH, EDWARD													<5	<5
HOUSS, CAROLYN						<5							5	7
HUNT, CHRISTOPHER	5					14			<5	<5			58	80
HUQ, ZAHIDUL	<5								<5				10	13
HUTTON, BRETT													19	19
JAFFE, KENNETH	11		<5			33		<5	<5			<5		51
JARIAL, RAVINDER	<5													<5
JAVED, MOHAMMAD													140	140
JEWELWICZ, DANIEL			<5											<5
JORDAN, THOMAS											<5		<5	<5
JUSINO, EDUARDO	19	<5				6		<5		<5	85		55	173
KAPLAN, EDWARD									<5	<5			<5	7
KATEB, DAVID						<5			<5		<5		<5	10
KHAN, IRFAN	26	<5	<5	<5		22	<5	10	<5	<5	230			304
KILEY, LINDA		<5				<5					<5		15	21
LALIA, JOSEPH						<5								<5
LANE, KERRY	<5		<5			<5				<5			18	23
LAROCCA, TULISA	<5					5		<5	<5		5		35	50
LAUX, GARY	<5		<5			9		<5	<5	<5		<5	39	58
LEICHMAN, GERALD	34	10	6	<5	<5	40		12	5	5	111		175	402
LEVITT, ALISON						<5							<5	<5
LEWIS, BENNETT	50	5	6	<5	<5	159		<5	<5	<5			171	405
LICHTSHEIN, GIL	15	<5	<5	<5		53		<5		<5			291	370
LIOGIER-WEYBACK, LUIS ENRIQUE	18		<5			37		<5	<5	<5	10		108	180
LIPORACE, DAVID	5	<5		<5	<5	25		<5		<5			30	66
LIPP, IRWIN						12			<5		<5		50	65
LIPSON, BRAD	5	<5				87		<5					184	283
LOPEZ-IVERN, FERNANDO						<5				<5	<5		<5	5

Table 2. Individual Physician Certifications by Patient's Qualifying Condition from October 1, 2018 through September 30, 2019.

Physician County	(a) Cancer	(b) Epilepsy	(c) Glaucoma	(d) Positive Status for HIV	(e) AIDS	(f) PTSD	(g) ALS	(h) Crohn's disease	(i) Parkinson's Disease	(j) MS	(k) Medical Conditions of the Same	(l) Terminal Condition	(m) Chronic Non- Malignant Pain	Total Number of Certifications
STATEWIDE	36,260	8,476	7,127	3,677	522	119,500	386	7,286	4,568	6,136	126,586	440	139,505	460,469
LOSS, MICHAEL	10	7	<5	6	<5	257		<5	5	6	<5		228	530
LOVINGER, ROBERT	14	5	8	<5		446		7	5	<5	<5		262	753
MALDONADO BURDETTE, EDWIN	12	<5	<5			12		<5	9	<5			722	763
MANDELL, KENNETH	<5	<5				<5					5			9
MANSELL, KIMBERLY	<5					<5						<5	9	13
MARKS, MITCHELL	<5												<5	6
MARTINEZ, GLADYS	21	<5	<5	<5		235		<5	<5	5	21		16	311
MARTINOFF, RICHARD		<5	<5			<5					<5		8	13
MASSE, NICOLA	55	12	15	<5		370		22	11	12	8	<5	666	1,176
MATE, LASZLO						<5			<5				<5	7
MATEZ, MITCHELL													<5	<5
MATILSKY, MERNA KAREN	<5		<5			92		<5	6	<5				106
MCCORMICK, MARK						<5					<5		<5	<5
MEISELMAN, HOWARD	90	15	17	<5		85		14	11	11	223		554	1,024
MENDELOW, GARY	94	18	19	12	<5	360		38	5	30	42	<5	658	1,280
MERSON, MARCIE	16	<5	5			<5		<5	<5		46			79
MEWAR, SEETAL	36					<5	<5						5	43
MILLER, ADRIENE	<5			<5	<5	<5					5		36	48
MONTALVAN, JORGE		<5												<5
MONTOYA, JACQUELINE	8					<5			<5		18		22	52
MOORE, CELINA		<5												<5
MORAES, BRIAN	16	<5	5			51		<5	<5	<5			<5	84
MORGAN, ANNE	338	52	51	20	<5	473	<5	37	40	35	1,023	<5	2,754	4,833
NAM, PEDRO	17	<5	<5	<5		6			5	<5			65	98
NIR, ITZHAK						<5			<5				14	17
NOBLE, ANJALI	<5					10							<5	15
OLIN, MICHAEL	<5		<5			6		<5		<5			14	26
ORELUS, EMMANUEL		<5		<5		<5							<5	7
PARIKH, NAVAL	<5					5							<5	9
PARIS, MARK	10			5	<5	14			<5	<5			62	98
PARRILLA ROSARIO, EDWIN	7	<5	<5										16	26
PESSAH, ARYEH	16	<5				7		<5	<5		<5		42	73
PICKHOLTZ, DOV	99	8	14	<5		51	<5	16	11	8	370		9	591
PROVOST, TYLER	5		<5			<5			<5		5			14
QUINONEZ, GERARDO									<5				26	27

Table 2. Individual Physician Certifications by Patient's Qualifying Condition from October 1, 2018 through September 30, 2019.

Physician County	(a) Cancer	(b) Epilepsy	(c) Glaucoma	(d) Positive Status for HIV	(e) AIDS	(f) PTSD	(g) ALS	(h) Crohn's disease	(i) Parkinson's Disease	(j) MS	(k) Medical Conditions of the Same	(l) Terminal Condition	(m) Chronic Non- Malignant Pain	Total Number of Certifications
STATEWIDE	36,260	8,476	7,127	3,677	522	119,500	386	7,286	4,568	6,136	126,586	440	139,505	460,469
RAJAMANICKAM, SURESH	<5					<5							<5	9
RAKOFSKY, JONATHAN						<5				<5			12	15
RAMIREZ, ANGELICA	<5					<5								<5
RATHBUN, KATHLEEN	<5			<5		9		<5					72	88
ROBERTS, EVANS													<5	<5
RODELL, SUSAN											<5			<5
ROSENBLATT, MELANIE	<5	<5				6		<5					54	65
ROSSELLI, MATTEO													<5	<5
ROWLAND, WILLIAM	19					19		6	<5		7	<5	96	150
RUBIN, STUART	<5												18	19
RYMER, WILLIAM	224	19	28	9	13	187		17	16	12	40		1,220	1,785
SABIDO, MICHAEL	<5					6			<5	<5			53	62
SADOW, SAMUEL	112	25	26	18	8	502		28	<5	22	99	<5	283	1,127
SANCHEZ, PEDRO	5	7				40		<5		<5			23	80
SCHNEIDER, ROBERT	9		<5			21		<5	6		<5		83	127
SCHOLLE, JANET						<5							<5	<5
SCHWARTZ, PAUL	17					7		<5	<5	5			16	51
SCHWARZ, HAROLD						9							<5	13
SEIDELMAN, RICHARD	17					28		<5	<5	<5			17	69
SEMEL, LEWIS	<5		<5			<5			<5		<5		<5	14
SEVERSON, KAREN						5							<5	6
SHARMA, SHEKHAR													<5	<5
SHESTACK, ADAM	<5												23	24
SIDDIQUI, SAMUEL	75	37	18	11	<5	294	<5	9	6	17	<5		568	1,039
SILVER, STEPHEN	<5					14		<5			<5		<5	23
SILVERMAN, JOEL	7					<5		<5		5	<5	<5	10	30
SILVERS, DAVID		<5							<5					<5
SINCLAIR, MICHAEL	<5		<5	<5		<5			<5				100	110
SINGER, MELISSA	<5	<5				<5							278	288
SLOTNICK, DAVID	<5							<5	<5			<5	<5	10
SPECTOR, STEVE	34	11	9	7		431		15	<5	<5			428	937
SPIRAZZA, CARL	<5					12			<5	<5			48	67
STEIN, JEFFREY	36	<5	<5	<5		56		28	9	<5	21		714	875
STRATT, BRUCE	82	13	12		<5	95		13	13	11			213	453
STRONG, DAVID	37	<5				13		<5	5	<5			139	200

Table 2. Individual Physician Certifications by Patient's Qualifying Condition from October 1, 2018 through September 30, 2019.

Physician County	(a) Cancer	(b) Epilepsy	(c) Glaucoma	(d) Positive Status for HIV	(e) AIDS	(f) PTSD	(g) ALS	(h) Crohn's disease	(i) Parkinson's Disease	(j) MS	(k) Medical Conditions of the Same	(l) Terminal Condition	(m) Chronic Non- Malignant Pain	Total Number of Certifications
STATEWIDE	36,260	8,476	7,127	3,677	522	119,500	386	7,286	4,568	6,136	126,586	440	139,505	460,469
SZEINFELD, MARCOS						<5							<5	<5
TAMBINI, PAMELA	<5					14		<5					5	21
TARIQ, AMBREEN	79	27	25	56	8	411		28	15	24	12	<5	1,007	1,695
TAUBMAN, RANDALL						<5			<5					<5
TAYLOR, ALEXANDRA	<5	<5		<5		6							20	30
TEMER, ANYA	87	5	12	27		84		11	<5	15	410		<5	659
TENDLER, ARON						<5							<5	8
TUMMINIA, LOUIS	<5	<5				15			<5				36	57
VIZCAINO, VANESSA	<5					17			<5		12		9	41
WARSHAW, IRA						7		<5		<5			12	22
WEINSTEIN, LAWRENCE						43		<5	5				41	90
WHELIHAN, MAUREEN	91	<5	7	<5		171		10	6	11	<5		20	321
WISHNOV, BRUCE	10	<5	<5			14			<5				83	111
WOLEK, EMILY	131	8	17	<5	5	462	<5	12	6	5	939		7	1,596
WOYOME, STEPHEN	<5					<5					<5		8	13
YEE, GARVIN													8	8
ZAWADZKI, EDWARD						11			<5		<5		9	27
ZEMLIN, RICHARD						<5					<5		<5	<5
ZOPO, ALEX	5		<5	<5		15			<5	<5			75	102
Pasco	1,042	230	168	72	9	3,439	13	170	130	194	3,730	9	2,564	11,770
ALFORD MERCIER, CHARLENE						<5								<5
ANDRONICO, KENNETH	20	8	<5	<5		78		7	<5	5			280	404
BAILEY, TIMOTHY	12			<5		13			<5	<5	<5		33	62
CANDELORA, PETER	54	<5	8		<5	63	<5	<5	8	17	16		273	446
CONDON, JAMES	<5									<5		<5	13	18
DE LA GARZA, MIGUEL	12	<5		<5		<5	<5					<5	57	76
FERREIRA, ROBERT	75		8	<5		50		14	8	14	312	<5	54	539
FIETSAM, ROBERT	14	6	<5			32		<5	<5	<5	<5		9	76
FORMAN, MITCHELL	59	13	9			62		12	14	29			202	400
HASHIM, MARK	324	62	48	12	<5	2,493		47	24	33	<5		487	3,532
HAYNES, ERIC													41	41
HERSON, DAVID	<5										5			6
HIGGINS, CYNTHIA	8					24							6	38
KARAGIOZIS, MICHAEL	<5				<5	<5								<5
LOGUIDICE, MICHAEL	67	7	11	<5		63	<5	22	7	9	564		126	881

Table 2. Individual Physician Certifications by Patient's Qualifying Condition from October 1, 2018 through September 30, 2019.

Physician County	(a) Cancer	(b) Epilepsy	(c) Glaucoma	(d) Positive Status for HIV	(e) AIDS	(f) PTSD	(g) ALS	(h) Crohn's disease	(i) Parkinson's Disease	(j) MS	(k) Medical Conditions of the Same	(l) Terminal Condition	(m) Chronic Non- Malignant Pain	Total Number of Certifications
STATEWIDE	36,260	8,476	7,127	3,677	522	119,500	386	7,286	4,568	6,136	126,586	440	139,505	460,469
MA, LI	13	<5		<5		26			<5	<5			<5	47
MARKUS, PETER	28	<5	5	<5		27	<5	<5	8	7	300		<5	387
PANGANIBAN, RUDOLFO										<5			23	24
PARILO, KARINA			<5			<5					6			9
PATEL, TANMAY	264	115	66	42	6	424	<5	40	37	57	2,186		737	3,976
RADICE, PETER		<5				<5	<5	<5	6	7			78	99
RAMIREZ, EDGAR													<5	<5
RUIZ, ESTEBAN	<5	<5		5		<5		9	<5				64	88
SYED, ASMA	<5					<5							11	13
VIEIRA, LEONARDO	84	6	5			72	<5	11	11	7	336	<5	62	600
Pinellas	3,223	820	758	484	47	9,906	41	675	331	774	21,278	48	8,386	46,771
ABDOOL, SHEREZA	<5				<5	<5		<5	<5			<5	30	36
AGIN, BRENT	5	<5		<5		34		<5	<5				48	94
ANDERSON, KATHY	44	8	<5	<5		16	<5						33	107
ANDRIOLA, MICHAEL									46					46
ASARE, KINGSLEY	6		<5	<5		12							<5	23
AVERY, LISA	24	30	8	<5	<5	93	5	12	9	11			212	406
BALDIZZI, ANTHONY	6			<5		5				<5				13
BECKER, DAVID	<5	<5	<5					5		<5	<5			15
BEYER, JOEY	67	9	11	16		163	<5	14	8	14	640	<5	94	1,038
BOTTARO, NICHOLAS	101	30	23	14	<5	275	<5	20	17	24	1,338		44	1,891
BOWMAN, STEVEN	<5	<5	<5			8		<5			<5		8	25
BROWN, LORA	306	38	55	15		467	6	48	19	28	1,369	<5	40	2,392
BROWNE-KING, ESTHER	<5	<5				12					53			70
BRUNO, MICHAEL	<5		<5			<5		<5	<5		<5			10
BRUNSON, ADAM	<5	<5	<5			26		6	<5	<5	62		8	116
BUNCH, JENNIFER	<5								<5	<5			141	147
CABELLO, DANIEL		92				<5			<5	<5		<5	32	132
CAMPANILE, RICHARD	54	11	31	13	<5	81		16	<5	12	22	<5	175	424
CANTON, LARRY						47						<5	<5	49
CAPPIELLO, GERARD											<5			<5
CARVALLO, EDWARD	142	35	39	17	<5	705		19	<5	10	910			1,879
CHEESMAN, DAVID													18	18
CHIARELLO, NANCY	24	8	7	<5		50	<5	6		<5	364		39	507
CHIPMAN, HOWARD	<5		<5			<5				<5	<5		89	101

Table 2. Individual Physician Certifications by Patient's Qualifying Condition from October 1, 2018 through September 30, 2019.

Physician County	(a) Cancer	(b) Epilepsy	(c) Glaucoma	(d) Positive Status for HIV	(e) AIDS	(f) PTSD	(g) ALS	(h) Crohn's disease	(i) Parkinson's Disease	(j) MS	(k) Medical Conditions of the Same	(l) Terminal Condition	(m) Chronic Non-Malignant Pain	Total Number of Certifications
STATEWIDE	36,260	8,476	7,127	3,677	522	119,500	386	7,286	4,568	6,136	126,586	440	139,505	460,469
CHUNG, CHARLES	42	27	15	9	<5	176		6	<5	18	572		12	881
CORZO, HECTOR						23							10	33
CROWLEY, EMILY	73	13	18	16		86		17	<5	7	172	<5	508	917
DECOSMO, JOHN	47	7	<5	6	<5	253		6	<5	9	395			731
DELUCIA, EUGENE	6	<5	5			43		<5					9	67
DEUTSCHER, EDWARD	6					128				<5			25	160
DEVRIES, BENJAMIN	<5					<5					<5		<5	7
DIDONNA, MICHAEL	5		<5			13					87			106
DRYER, JOSEPH	12	<5	<5	<5		335	<5	6	<5	6			228	598
ELLIS, NATALIE	56	11	30	5		121		24	14	12	728		29	1,030
FINE, STEVEN						<5					6		5	15
GARCIA-LEYVA, GISELA						<5							<5	<5
GILROY, PATRICIA	<5					9							<5	17
GOLDSTEIN, GARY	8	<5				13		<5	<5	<5	39		25	92
GROSSGOLD, ANDREAS											<5			<5
HAYNES, SHERYL	6	<5				9							272	288
HORNER, TAMI	<5		<5			6		<5			41			53
HOSSAIN, IMTIAZ		<5				<5		<5			19		8	32
KAMAJIAN, GEORGE	65	5	<5	18	<5	881	<5	21	<5	8			<5	1,009
KAUZLARICH, JOHN				<5		6				<5	<5		9	18
KHALAF, MOHAMED ABDEL	<5	<5				<5					<5		<5	10
KHAN, ABRAHAM	51	8	10	7		154		8	<5	5	8		286	541
KHOUSAKOUN, SOMPHANH										<5			10	11
KOTAK, TANUJA	<5					<5			<5				15	21
LANDAU, IRWIN		<5				<5				<5	16			19
LANDRY, ABNER	<5					<5				<5			5	11
LEIMBACHER, JEFFREY	144	7	17	20		273		26	6	30	973			1,496
LESLIE, FRED						8							<5	11
LEVINE, BRETT	10			<5		36		<5	<5		54		13	120
LIBREROS-CUPIDO, JAIRO	<5			<5						<5			39	45
LIN, JENG	<5					27					<5		16	49
MAINOR, HENRY	14	<5	<5	6	<5	22		5	<5	8	17		138	217
MARGOLIN, JERRY	36	14	13	5		251		11	<5	5	27	<5	239	606
MAZA, RICHARD	11					<5		<5	<5				36	53
MEADOWS, WILLIAM	<5			<5		5			<5				232	242

Table 2. Individual Physician Certifications by Patient's Qualifying Condition from October 1, 2018 through September 30, 2019.

Physician County	(a) Cancer	(b) Epilepsy	(c) Glaucoma	(d) Positive Status for HIV	(e) AIDS	(f) PTSD	(g) ALS	(h) Crohn's disease	(i) Parkinson's Disease	(j) MS	(k) Medical Conditions of the Same	(l) Terminal Condition	(m) Chronic Non- Malignant Pain	Total Number of Certifications
STATEWIDE	36,260	8,476	7,127	3,677	522	119,500	386	7,286	4,568	6,136	126,586	440	139,505	460,469
MONROE, KAREN	127	6	29	25		90		10	<5	8	438			736
MONSON, ANTONIO	29	9	5	8	<5	122	<5	19	<5	12	188	<5	283	683
MURRAY, MICHAEL						<5								<5
NIELSEN, JAMES	20	<5	15	5		22		<5	<5		179		<5	246
NUTINSKY, CHARLES	121	30	33	11	<5	288	<5	37	16	26	1,261	<5	134	1,965
OLSZEWSKA, PAULINA	38	8	7	<5		88		5	5	9	453		10	625
OSTRZENSKA, KATARZYNA	<5									<5				<5
PALANCA, EDUARDO	47	<5	<5	<5		23		5	<5	<5		<5	431	519
PHILLIPS, BRANDI	<5					14			<5		35	<5		55
POLLAN, ALINA	<5		<5			18					10		5	39
POLLOCK, DIANA		<5											81	82
RIKER, SYLVAN	52	9	21	9	<5	486		10	<5	5	288			882
RINDE, JOHN	15	10	12			89		<5		<5	368			499
ROBINSON, STACEY	<5					<5				<5			10	17
RODRIGUEZ, KATHERINE	<5		<5			6		<5	<5		<5			13
ROPHIE, RALPH	50	26	5	11		399		16	7	8			451	973
ROSEWATER, STANLEY	38	12	13	5	<5	231		8	5	6	502			823
ROSIN, JOSEPH			<5										<5	<5
ROTHMAN, JACK	183	68	50	24		561		33	20	32	1,082		808	2,861
SALCEDO, STEPHEN	23	11	8	<5	<5	97		9	<5	<5	366		5	528
SAMUELSON, HEATHER	10	<5	<5	<5		20		<5		<5	148			189
SANKOORIKAL, ANTONY													11	11
SCHNEIDER, JEAN-RAPHAEL	32	8		<5		5	7		12	177	72			317
SCHOW, DENISE	142	34	46	12	5	247	<5	27	11	25	1,403	<5	799	2,755
SCHOW, DOUGLAS	104	29	31	22	5	235		23	9	17	1,025	<5	158	1,661
SHAH, SADHANA	<5												9	10
SHAPIRO, DAVID	<5		<5		<5	20		<5			55		<5	86
SINAIKIN, PHILLIP	<5			<5		17				<5	8		25	57
SIRNA, ELIZABETH	<5	<5				12					<5		18	33
SPRINGS, JULIA	37	18	8	7		347	<5	11	10	19	143		466	1,067
STOICI, ROXANA	<5		<5								<5	<5	<5	7
STRIKOWSKY, STUART	41	13	17	5	<5	125	<5	13	7	12	686		11	934
SUBRAMANIAN, VALLI						<5								<5
SZABO, BRIAN	157	38	37	38	<5	343	<5	44	8	28	2,443	<5	224	3,364
TAHIRAJ, GENTI	<5	<5				10	<5	<5			9		51	77

Table 2. Individual Physician Certifications by Patient's Qualifying Condition from October 1, 2018 through September 30, 2019.

Physician County	(a) Cancer	(b) Epilepsy	(c) Glaucoma	(d) Positive Status for HIV	(e) AIDS	(f) PTSD	(g) ALS	(h) Crohn's disease	(i) Parkinson's Disease	(j) MS	(k) Medical Conditions of the Same	(l) Terminal Condition	(m) Chronic Non- Malignant Pain	Total Number of Certifications
STATEWIDE	36,260	8,476	7,127	3,677	522	119,500	386	7,286	4,568	6,136	126,586	440	139,505	460,469
TALATI, AMAR	51	8	9	5	<5	54	<5	9	<5	<5	5		404	552
TAYLOR, MARC											<5		<5	5
TEEKELL-TAYLOR, LEAH	29	<5	<5	<5	<5	15		<5	<5	8	97	<5	174	335
TEYTELBAUM, RENATA	14	<5	6	<5	<5	89		<5	<5	<5			41	161
THOMAS, MARI	301	59	59	56		171	<5	40	17	30	1,338		<5	2,075
VAN BENSCHOTEN, CHRISTOPHER	58	17	22	22		638	<5	30	8	98	230	17	222	1,363
VERMA, DEEPA	8			<5		12		<5		5			24	52
WALLACE, ROBERT	<5			<5	<5	5							<5	13
WESTON, KHALILAH	<5					<5					<5		22	31
YCAZA, LUIS	17	11	5	<5		47		6	<5	<5	161	<5	207	465
ZHENG-SMITH, WENTING	35	9		<5	<5	52	<5	7	<5	<5	341	<5	87	543
Polk	312	196	91	31	<5	1,734	5	77	44	51	77	<5	1,892	4,516
AHLUWALIA, PRAMJEET						10							<5	14
ALVARADO, RONY	<5	<5	<5							<5	7		6	22
BOLARAM, JAYANTH	8	5	<5	5		45				<5	<5		58	127
HUANG, CHARLES	11			<5					<5	<5			24	39
ISSAR, JEETENDRA										<5			45	46
ISSAR, REKHA		<5				8							24	35
JORGE, JAIME			<5			<5							20	24
KALAN, SHIVAM	<5										<5			<5
KAUFMAN, SETH	<5												13	17
KHAN, AFTAB		<5							<5	<5			26	31
LOUISVILLE, TOMMY	10	<5	<5			11		7				<5	124	157
MIRANDA, FERNANDO	<5												35	36
MONDELLO, CHRISTOPHER	63	23	15	<5	<5	152		11	13	15	5		486	786
MOORE, JAMES	<5					7				<5			13	23
NAVARRO, RICARDO	6	<5				<5					5			14
OKAFOR, CHUKWUKA			<5	<5		<5		<5		<5				8
ROBINSON-FARAH, GRAHAM	20	16	5	<5		47	<5	5	9	6	18	<5	669	801
RUBENSTEIN, LISA													<5	<5
SAYLOR, JASON	7	<5		<5		<5			<5		34		<5	50
SCHWARTZ, JEFFREY	166	52	64	18	<5	1,434	<5	50	18	15	<5		275	2,101
SMITH, WANDA		<5											<5	<5
TORRES, BENITO	7	<5				6		<5		<5			61	81
VERNIER, ERIC	<5	86				<5						<5	<5	96

Table 2. Individual Physician Certifications by Patient's Qualifying Condition from October 1, 2018 through September 30, 2019.

Physician County	(a) Cancer	(b) Epilepsy	(c) Glaucoma	(d) Positive Status for HIV	(e) AIDS	(f) PTSD	(g) ALS	(h) Crohn's disease	(i) Parkinson's Disease	(j) MS	(k) Medical Conditions of the Same	(l) Terminal Condition	(m) Chronic Non- Malignant Pain	Total Number of Certifications
STATEWIDE	36,260	8,476	7,127	3,677	522	119,500	386	7,286	4,568	6,136	126,586	440	139,505	460,469
Putnam	<5	<5	<5	<5		<5		<5	<5				26	40
PENDRAK, ROBERT	<5	<5	<5	<5		<5		<5	<5				26	40
Santa Rosa	41	18	9	5		315		11	<5	6	526	<5	97	1,032
BARBER, LAURA	21	<5	<5	<5		39		<5		<5	167			240
BROWN, RACHEL		<5				<5		<5			305	<5		311
CABREROS, FLORA LORNA									<5		14			15
GARG, PURUSHOTTAM	10	<5	6	<5		37		5		<5	27		<5	93
HUDSON, JANICE		<5				<5					6		8	19
IGLEBURGER, JAMES	<5	5				215		<5	<5		7			234
SHARP, ELAINE	<5					<5							82	84
VIGLIONE, DEBORAH	6	5		<5		17							6	36
Sarasota	3,118	479	451	92	37	8,432	28	807	552	669	5,398	10	4,954	25,027
ANGELASTRO, NICHOLAS	55	<5	<5			58		13	6	8	132		<5	279
ARISTIMUNO, JOAQUIN	6	<5	<5			19			<5				75	103
ARNE, ELMER						<5							16	18
AUNG-DIN, RONALD	57	49		6	<5	158	<5	15	23	61	282	<5	133	791
BENZING, PEGGY	77	<5	15	<5	<5	49		10	<5	14	621	<5	5	805
CHEN, WELLINGTON	11		<5	<5		32		<5					71	122
COLE, WILLIAM	<5		<5	<5		<5							106	113
DE LOACH, VICTOR	12		<5	<5		24					30		47	115
DIENER, HOWARD	<5	<5				<5			<5	34		<5	104	147
ELSBREE, SCOTT						<5							<5	<5
ERB, DONALD	29	5			<5	5		<5	5	26			383	456
FARAG, NAGY	193	17	34	<5		472	<5	44	17	83	839	<5	71	1,778
FERNANDEZ, PETER	<5													<5
GAUDIEL, REMO	23	<5	<5	<5		34		<5	<5	<5	170		28	269
GERMAIN, JACQUELINE	30	11	6	<5	<5	72		13	<5	9	406		5	559
GORDON, BARRY	852	45	121	19	10	922	5	101	79	57	1,967	<5	1,485	5,665
GRUBBS, GERALD	34	<5	7	<5		238		14	7	10			104	417
GUPTA, VIRIND	<5					<5							30	35
HALIM, TARIQ		<5		<5		134							<5	143
HARRIS, JUSTIN	<5	<5				5				<5			24	34
HARVEY, FRED	11		<5	<5	<5	24		<5	<5	<5			29	72
HENSON, KENNETH	<5												<5	<5
HOFFMEISTER, TIMOTHY	207	41	41	17	<5	1,379	<5	37	11	25	14	<5	697	2,475

Table 2. Individual Physician Certifications by Patient's Qualifying Condition from October 1, 2018 through September 30, 2019.

Physician County	(a) Cancer	(b) Epilepsy	(c) Glaucoma	(d) Positive Status for HIV	(e) AIDS	(f) PTSD	(g) ALS	(h) Crohn's disease	(i) Parkinson's Disease	(j) MS	(k) Medical Conditions of the Same	(l) Terminal Condition	(m) Chronic Non- Malignant Pain	Total Number of Certifications
STATEWIDE	36,260	8,476	7,127	3,677	522	119,500	386	7,286	4,568	6,136	126,586	440	139,505	460,469
HUME, DANIEL						5				<5			<5	9
IZMIRLIAN, DOROTHY	<5	<5				7		<5					11	24
KALNOKY, ACHILLES	48	16	7	<5	<5	248		17	<5	18	124		597	1,084
KUNSTMAN, HEIDI	81	5	11			155		9	5	7	300		<5	574
LEXOW, STEPHEN						<5							<5	<5
MAMUS, STEVEN	7													7
MARA, ROBERT	22	6	7	6		54	<5	<5	8	<5	117		16	242
MASON, CLAUDE		<5	<5			12			<5				56	73
MAURIELLO, JOHN								<5						<5
MERRITT, LISA	<5					11							<5	14
PATEL, GIRISH						<5					7			8
PFAHLER, KENNETH	5	<5	<5			6			<5	<5			129	149
SIMOVITZ, RICKY	<5					8		<5					14	25
STEIN, DANIEL	1,118	217	142	8	<5	955	13	499	347	284	<5			3,589
TAYLOR, JANET						15								15
THORNLEY, VIRGINIA	35	18		<5	<5	67	<5	<5	12	16	184		35	373
TRAVNICEK, PETRA	<5		<5	<5				<5	<5				8	19
VASS, SUZANNA	<5	<5							<5				<5	6
WOLPMANN, MICHAEL	28	<5	<5	<5		136	<5	<5	7	<5			98	282
ZALKIN, ADALINE	155	25	37	7	9	3,115		10	<5	<5	202	<5	558	4,126
Seminole	477	117	83	66	14	1,572	<5	107	78	89	1,694	11	3,928	8,240
ALONSO, KENNETH	<5		<5			<5		<5	<5		<5		<5	12
BALDWIN, ALICIA	7	<5				15		<5			15		18	59
BRINSON, ASHTON	33	18	6	6		130		14	<5	<5	<5	<5	400	618
BRUNO, PATRICIO						<5							<5	<5
BURROWES, ADRIAN	8	<5				22			<5		<5		49	87
CANNIZZARO, JOSEPH								<5						<5
CEDENO, JOSE	58	9	34	6	6	186		<5	<5	9	95		855	1,262
CHANLATTE-ITHIER, MARINO	120	24	21	20	<5	296	<5	25	12	14	147		1,024	1,707
FLETCHER, BRANDON	40	11	<5	<5		188		9	7	27	417		23	726
HOFFEN, BRUCE											<5			<5
MACISAAC, KATHLEEN	<5		<5			<5		5	<5	<5	41		15	77
MILTENBERGER, CHESTER	79	9	<5	5	<5	117		17	16	13			642	901
MORALES, ALLAMM													<5	<5
NAGALAPADI, VENKATESH	8	<5				10		<5	<5	<5			37	62

Table 2. Individual Physician Certifications by Patient's Qualifying Condition from October 1, 2018 through September 30, 2019.

Physician County	(a) Cancer	(b) Epilepsy	(c) Glaucoma	(d) Positive Status for HIV	(e) AIDS	(f) PTSD	(g) ALS	(h) Crohn's disease	(i) Parkinson's Disease	(j) MS	(k) Medical Conditions of the Same	(l) Terminal Condition	(m) Chronic Non- Malignant Pain	Total Number of Certifications
STATEWIDE	36,260	8,476	7,127	3,677	522	119,500	386	7,286	4,568	6,136	126,586	440	139,505	460,469
OH, GREGORY	8	<5	<5			33				<5			62	110
RICHARDSON-PRICE, MARLA	13	6	<5	5		53		<5	<5	<5	359		9	454
SCHLAPPER, BRENT	41	5	5	10	5	283		11	7	<5	<5	9	474	855
SEIFERT, WALTER	<5	<5	<5			56							136	203
SELSKY, CLIFFORD	5	6				6		<5	<5		<5		18	38
ZELIKOVSKY, SHIRLEY	48	19	5	12		172	<5	13	13	8	610		159	1,060
St. Johns	314	117	79	31		720	<5	66	53	52	1,401	5	1,962	4,803
CARTWRIGHT, JOSEPH													130	130
CORNEAL, SCOTT	<5					<5			<5	<5	<5		17	30
COVINGTON, DONALD													<5	<5
ECKERT, ROBERT	79	36	17	12		225	<5	23	8	18	605		418	1,442
ELKINS, ROBERT	47	10	10			75	<5	<5	11	13	639	<5	<5	809
FREIDENSTEIN, JAMES						<5		<5					76	79
GIBSON, GREGORY													<5	<5
GRIFFIN, RYAN								<5	<5				36	39
HENRY, JOSHUA	117	34	22	17		319		23	20	8	19	<5	817	1,399
LONG, ADRIAN	37	15	20	<5		58		6	5	6	88		253	490
MODEL, DMITRIY	12	13	10			19		<5	<5	<5	26		94	183
SOLEYMANI, SAMAN	15	7				12	<5	6			21		105	167
TOCHTENHAGEN, CHLOE	<5	<5				9		<5		<5	<5	<5	13	33
St. Lucie	708	126	132	71	17	1,673	<5	95	58	82	2,362	9	2,363	7,700
BALL, ADAM	<5			<5									<5	6
BLUM, MICHAEL	<5					7		<5		<5		<5	11	25
CHING, PEGGY	111	48	20	6	<5	407	<5	23	12	9			1,155	1,796
CONIDI, FRANCIS		6	<5			16		<5	<5	<5			54	85
DAMERON, DANA	<5			<5		<5							<5	7
ELLIOTT, PAUL	<5					11		<5	<5	<5			8	29
ESCOBAR, JUAN	5		<5	<5		8		<5			<5		81	103
EUGENE, JEAN-MARIE			<5			<5		7			<5		9	25
FERNANDEZ MIRO, ULISES						<5							7	8
GLENER, DAVID	<5					<5							<5	9
HILL, JAMES	31	9	9	8	<5	278		11	<5	9	<5		260	626
HOPPE, LEIGH	<5													<5
IANNOTTI, NICHOLAS	69												<5	70
KAUFFMAN, DEBORAH	5		<5	<5		7			<5	<5	19		81	118

Table 2. Individual Physician Certifications by Patient's Qualifying Condition from October 1, 2018 through September 30, 2019.

Physician County	(a) Cancer	(b) Epilepsy	(c) Glaucoma	(d) Positive Status for HIV	(e) AIDS	(f) PTSD	(g) ALS	(h) Crohn's disease	(i) Parkinson's Disease	(j) MS	(k) Medical Conditions of the Same	(l) Terminal Condition	(m) Chronic Non- Malignant Pain	Total Number of Certifications
STATEWIDE	36,260	8,476	7,127	3,677	522	119,500	386	7,286	4,568	6,136	126,586	440	139,505	460,469
LAMPARD, WILLIAM	16			<5		45		<5		<5	<5		84	152
MCCAIN, JESSICA	265	42	83	44	11	265		42	30	48	2,279	<5	37	3,150
PORRAS POLO, ERNESTO	<5					<5		<5					5	12
POTO, ANTONIO	<5								<5				65	67
RINCON, GEORGE	<5					<5		<5			13	<5	11	30
ROSEN, SETH	13													13
SCHMIDT, PAUL									<5	<5			6	8
SIGMAN, TIMOTHY	29	11	7	<5		510	<5			<5		<5	272	839
SWANSON, PAUL	22												<5	24
SWARTZ, SIDNEY													<5	<5
WERTHEIM, MICHAEL	13													13
YECKES RODIN, HEATHER	66													66
ZELINKA, MAUREEN	42	10	<5	<5		106				<5	42		207	417
Sumter	201	90	68	14	<5	1,132	<5	73	42	90	345	<5	2,145	4,208
BELL, MARGARET		<5	<5			<5			<5					7
BISBY, SHERI	9	22	<5			280		<5	6	13	<5		129	466
CASTALDO, JOHN		<5				<5			16	8			115	144
DSTTEFFANO, DANIEL	<5	<5	<5			20				<5			57	82
ECKLIND, JERROLD	<5	<5	<5			8		<5			<5	<5	40	57
HANNUM, ROBERT	186	61	60	14	<5	815	<5	68	19	67	341	<5	1,790	3,428
OLLIVIERRE, CARL	<5		<5			<5							9	15
RAMIREZ, GERARDO	<5					<5							5	8
SERRA, HIGINIO								<5						<5
Suwannee	13	<5	<5			74		<5	<5	<5			150	248
MOORE, EDWIN	13	<5	<5			74		<5	<5	<5			150	248
Volusia	1,821	388	305	100	12	4,830	9	226	180	207	4,982	12	1,984	15,056
BENEZETTE, ALYN	125	69	36	<5		1,322	<5	53	18	20			88	1,736
BENTLEY, JAMES	76	18	19	<5	<5	264		11	6	36	221	<5	151	809
BERNARD, JOHNNY	791	56	55	13	<5	291		32	31	28	1,739			3,037
BOHANNON, JOHN						<5							<5	7
BRADY, WILLIAM											<5		<5	<5
CHANMUGAM, JAY	9	<5	<5		<5	111	<5	<5	<5	<5			38	172
CHEWNING, JOHN	10	<5	<5	<5	<5	41		7	<5	<5	36	<5	91	197
COLLAZO, SYLVIA	<5	<5	<5			20							8	32
CORAK, JEFFREY										<5			<5	<5

Table 2. Individual Physician Certifications by Patient's Qualifying Condition from October 1, 2018 through September 30, 2019.

Physician County	(a) Cancer	(b) Epilepsy	(c) Glaucoma	(d) Positive Status for HIV	(e) AIDS	(f) PTSD	(g) ALS	(h) Crohn's disease	(i) Parkinson's Disease	(j) MS	(k) Medical Conditions of the Same	(l) Terminal Condition	(m) Chronic Non- Malignant Pain	Total Number of Certifications
STATEWIDE	36,260	8,476	7,127	3,677	522	119,500	386	7,286	4,568	6,136	126,586	440	139,505	460,469
CROUCH, EUGENE						<5		<5						5
DUREN, LAURA											<5		8	11
ESMAIL-RAWJI, ADAM								<5						<5
FELDMAN, ANDREW	<5	<5				40		<5	<5				10	56
GAREWAL, MANDEEP	<5	12				<5			21	<5	9		<5	54
HALL, PAULA	20	<5	<5			30		<5	<5	<5	77			143
HANFLINK, NATHAN	139	28	27	13		362	<5	19	20	7	123	<5	586	1,328
JACKSON, ALLEN	5	<5	15										10	33
JEPMA, JOHN	<5					10			<5		<5		26	39
KENDRICK, MARK	<5		<5		<5						<5		10	16
KENT, ROBERT	10					16			<5	<5	16	<5	20	65
KONICEK, ONNA											<5		7	8
MIRABELLI, JORGE	23		<5	<5		24		6	6	<5	5		241	313
NAIR, SANTOSH	<5												<5	<5
OLUSEGUN, TINUADE	478	135	122	44	5	1,760	<5	59	27	80	2,454		18	5,184
ONYEMA, JUDEPATRICKS	5	5	<5	14		10		<5	<5			<5	29	70
PARADIS, KRISTYNA	<5	<5				5			<5					11
PARNELL, JOHN	<5	<5	<5			89		<5					77	172
PICCHIELLO, ANTHONY	5					5			<5	<5			45	60
POTTER, WILLIE	<5	<5		<5		42							34	80
POTTS, RICHARD	<5		<5			<5								<5
RYAN, LORRAINE	9	<5	<5	<5		13			<5		32		38	100
SCHEFSKY, HARVEY	<5					7							57	65
SCOTT, CLARENCE			<5					<5					<5	<5
SHEMIRANEI, SAIED	<5		<5			13		<5	<5		<5	<5	63	86
SPENCER, ROGER	7		<5			<5							16	26
TIKKU, DEEPAK		5				<5							5	11
TRAPANI, VICENTE	15	23	<5		<5	198	<5	<5	16	<5	<5			264
VAN DIEPEN, PATRICIA	35		<5	<5		18		<5	6	6	258		47	377
VINTIMILLA, MARIA						<5								<5
VISVALINGAM, BHANU	<5													<5
WATRY, STEVEN	22	11	<5	<5		57		11	7	6				118
WULFF, KRISTIN	<5					5		<5	<5		<5	<5	15	28
YEE, JOHN	12	6	<5			59		<5	<5	<5			234	320
Walton	271	47	63	24		842	<5	48	29	49	2,605	<5	284	4,267

Table 2. Individual Physician Certifications by Patient's Qualifying Condition from October 1, 2018 through September 30, 2019.

Physician County	(a) Cancer	(b) Epilepsy	(c) Glaucoma	(d) Positive Status for HIV	(e) AIDS	(f) PTSD	(g) ALS	(h) Crohn's disease	(i) Parkinson's Disease	(j) MS	(k) Medical Conditions of the Same	(l) Terminal Condition	(m) Chronic Non- Malignant Pain	Total Number of Certifications
STATEWIDE	36,260	8,476	7,127	3,677	522	119,500	386	7,286	4,568	6,136	126,586	440	139,505	460,469
ASENCIO, BRENDA LIZ	173	26	38	10		444	<5	27	18	41	1,965			2,745
BLOUNT, CALVIN	20	<5	<5	<5		35		6		<5	254		<5	326
CHERN, RICHARD						<5					6			7
CLARK, LISA	6	<5				45					<5		50	103
FAWAZ, FAWZI	<5			<5		7					<5			10
HIGHT, PERRY	5	<5	<5			92		<5	<5		35		23	162
JOHN, THOMAS	<5	<5	<5	<5		65		<5			<5	<5	113	187
JOHNSON, STEPHANIE	60	13	20	10		144		11	9	<5	315		94	679
PICHARDO, NELSON			<5			5							<5	8
PUGLIA, JACQUELYN	<5	<5				<5		<5		<5	27		<5	40
Washington	38	13	13	<5		90		8	<5	8	111		467	752
LAPUZ, LAURO	38	13	13	<5		90		8	<5	8	111		467	752
Not Practicing	191	25	56	9	<5	298	<5	29	21	13	370		1,203	2,221
BERK, STUART											<5			<5
HAMMESFAHR, WILLIAM		<5												<5
REICH, NORBERT						<5								<5
SCHULMAN, ROBERT	191	24	56	9	<5	297	<5	29	21	13	369		1,203	2,218
Out of State	292	42	55	14	5	663	<5	47	19	46	346	<5	1,667	3,203
CAMPBELL, JAMES	<5	<5	<5	<5		<5			<5		19			29
CAPUANO, MATTHEW													<5	<5
COLE, SHOLA	40	7	10	<5	<5	151		12	<5	6	38		165	437
GELFAND, PETER	<5		<5			<5					6		24	37
LAKIN, RYAN											5			5
LEVITT, DAVID	48	12	<5	<5		133	<5	7	<5	26	24	<5	403	668
MAAROUF, JOHN	22	7	<5			25	<5	<5	<5	5	43		124	236
RENO, LETICIA	<5	<5				<5		<5					17	26
ROSS, HARRIS	<5													<5
TOLENTINO, JACLYN													<5	<5
TRONSHAW-GETTINGS, NAPATIA	<5	<5				32							16	51
UPHUES, MICHAEL													11	11
VREDENBURGH, JESSE						9		<5					<5	13
WARD, GREGORY	<5	<5				10		<5			25		<5	43
WOLFF, RICHARD	66	5	18	6	<5	201	<5	13	<5	5	123		570	1,012
YARD, LAURA	104	7	18	<5		90		8	5	<5	63		330	631

Table 3. State and County Physician Certifications Overall, and Number of Orders and Total Supply for all Low-THC Cannabis, and all Medical Marijuana, Ordered from October 1, 2018 through September 30, 2019.

Physician County	Number of Physician Certifications	Number of Low-THC Cannabis Orders in all Certifications	Total Supply (mg) Low-THC Cannabis Ordered	Number of Medical Marijuana Orders in all Certifications	Total Supply (mg) Medical Marijuana Ordered
STATEWIDE	460,469	2,705,534	117,245,209,825	3,337,313	129,631,509,713
Alachua	5,313	21,826	239,863,475	29,261	296,672,648
Bay	6,286	53,408	541,766,850	53,986	539,655,003
Bradford	229	442	6,235,534	1,069	7,590,972
Brevard	6,190	17,554	194,935,932	34,396	406,985,574
Broward	25,554	133,140	2,703,874,312	182,875	3,330,055,782
Charlotte	5,002	37,479	415,254,640	44,226	658,890,351
Citrus	4,135	19,585	265,543,608	23,837	301,318,178
Clay	3,939	19,255	245,896,660	21,961	270,421,505
Collier	6,544	42,378	579,553,684	46,435	744,758,868
Columbia	232	149	1,457,850	601	4,729,620
Duval	18,887	125,742	1,459,743,829	138,070	1,597,106,922
Escambia	11,045	81,445	918,667,345	87,101	931,425,167
Flagler	982	4,404	120,502,880	8,528	472,376,620
Franklin	5	18	99,500	19	106,500
Hernando	4,550	26,157	434,901,846	28,475	454,977,545
Highlands	1,651	2,130	29,170,960	6,575	85,382,818
Hillsborough	35,402	233,563	2,984,038,797	277,110	4,317,988,873
Indian River	3,721	19,150	191,444,060	26,200	316,585,866
Jackson	17	27	187,840	56	310,640
Jefferson	2,495	22,393	309,568,400	22,384	310,040,200
Lafayette	294	2,227	17,063,900	2,185	16,866,850
Lake	3,368	19,435	283,145,945	23,965	422,618,647
Lee	34,314	255,047	4,718,690,752	289,868	4,707,278,094
Leon	12,571	106,066	1,287,561,839	107,450	1,294,246,321
Levy	131	108	408,870	620	2,245,358
Manatee	4,170	19,960	334,281,500	26,057	289,304,808
Marion	4,408	20,559	301,367,060	27,239	508,700,940
Martin	8,019	26,171	234,419,965	45,690	1,183,934,428
Miami-Dade	34,082	126,475	79,123,001,609	200,055	81,578,214,564
Monroe	1,600	5,376	35,642,586	9,570	70,709,565
Nassau	756	5,037	59,896,770	5,070	59,987,656
Okaloosa	6,173	23,835	204,235,410	37,289	316,630,318
Okeechobee	146	145	404,520	384	1,321,060
Orange	22,184	92,614	2,287,676,036	131,508	2,955,873,774
Osceola	3,516	24,045	733,033,800	25,500	784,812,735
Palm Beach	42,704	156,308	1,751,604,463	270,642	4,976,962,922
Pasco	11,770	68,339	691,576,082	77,343	1,229,700,691
Pinellas	46,771	358,254	3,720,605,129	391,027	4,276,878,060

Table 3. State and County Physician Certifications Overall, and Number of Orders and Total Supply for all Low-THC Cannabis, and all Medical Marijuana, Ordered from October 1, 2018 through September 30, 2019.

Physician County	Number of Physician Certifications	Number of Low-THC Cannabis		Number of Medical Marijuana	
		Orders in all Certifications	Total Supply (mg) Low-THC Cannabis Ordered	Orders in all Certifications	Total Supply (mg) Medical Marijuana Ordered
STATEWIDE	460,469	2,705,534	117,245,209,825	3,337,313	129,631,509,713
Polk	4,516	23,819	253,488,106	29,809	594,809,077
Putnam	40	74	650,415	93	806,975
Santa Rosa	1,032	7,143	83,910,080	7,443	86,854,980
Sarasota	25,027	197,345	5,219,678,008	208,723	3,752,428,552
Seminole	8,240	43,889	461,466,695	58,482	677,508,840
St. Johns	4,803	23,710	230,271,104	33,287	325,566,992
St. Lucie	7,700	48,136	435,677,919	64,593	676,499,373
Sumter	4,208	13,308	254,742,322	30,547	1,082,199,752
Suwannee	248	284	42,461,920	1,880	92,906,355
Volusia	15,056	100,462	1,804,563,167	113,132	1,536,998,603
Walton	4,267	32,908	289,002,641	35,054	314,517,963
Washington	752	839	6,534,480	3,764	39,534,336
Not Practicing	2,221	17,888	231,370,320	17,905	346,468,040
Out of State	3,203	25,483	504,068,410	27,974	380,743,432

Table 4. Individual Physician Certifications Overall, and Number of Orders and Total Supply for all Low-THC Cannabis, and all Medical Marijuana, Ordered from October 1, 2018 through September 30, 2019.

Physician County	Number of Physician Certifications	Number of Low-THC Cannabis Orders in all Certifications	Total Supply (mg) Low-THC Cannabis Ordered	Number of Medical Marijuana Orders in all Certifications	Total Supply (mg) Medical Marijuana Ordered
STATEWIDE	460,469	2,705,534	117,245,209,825	3,337,313	129,631,509,713
Alachua	5,313	21,826	239,863,475	29,261	296,672,648
DAVIS, JUSTIN	1,585	5,981	24,202,350	9,899	50,903,368
GUNN, KATHRYNE	453	3,689	117,872,650	3,960	129,170,580
JANES, DONALD	30	146	804,300	213	1,449,000
MALIK, ALEEM	906	6,856	59,789,300	6,826	61,846,050
ODOCHA, INNOCENT	91	60	75,665	183	349,880
RAINS, CAROLINE	302	1,134	8,402,280	2,074	19,329,830
STEWART, BRENT	1,785	2,511	9,077,730	4,661	14,002,940
WEINSTEIN, ALAN	161	1,449	19,639,200	1,445	19,621,000
Bay	6,286	53,408	541,766,850	53,986	539,655,003
BARRIO, GEORGE	796	6,956	48,839,020	6,954	48,852,570
DERKAZ, JEROLD	2,140	19,216	201,798,100	19,229	201,980,500
EDWARDS, WILSON	35	98	482,230	258	1,404,550
FICHTER, LEONARD	344	3,160	37,400,700	3,176	37,872,700
HAMMAD, MUSTAFA	14	126	882,000	125	875,000
MOLINARI, VINCENT	70	407	4,027,450	415	4,088,500
MONASTERO, JOSEPH	2,392	21,461	225,400,000	21,454	225,337,000
MULLIS, STEVEN	29	59	339,750	81	844,148
NAZIR, KHURRAM	251	436	3,154,970	777	5,755,025
REED, MYRA	23	147	1,021,900	156	1,467,830
SHAABAN, MUHAMMAD	6	54	378,000	54	378,000
TEDTAOTAO, MARIA	77	642	13,571,550	662	6,285,300
ULLMANN, M	<5	<5	1,680	<5	2,380
ZABIH, ISMAIL	108	644	4,469,500	643	4,511,500
Bradford	229	442	6,235,534	1,069	7,590,972
DECERCE, JOHN	229	442	6,235,534	1,069	7,590,972
Brevard	6,190	17,554	194,935,932	34,396	406,985,574
ARORA, SIDDHARTH	15	31	336,870	53	300,850
CAPRARO, FRANCES	10	38	181,475	36	126,875
CHANDRA, SUMEET	152	81	7,647,360	775	51,212,980
CROWLEY, SEAN	<5	9	278,250	14	341,250
DOMINGUEZ, DAVID	228	157	856,545	497	3,591,432
FILIBERTO, FRANK	737	2,532	35,555,950	5,142	84,457,550
HUNTON, REBECCA	26	14	96,600	67	288,050
IRELAND, BRIAN	214	607	3,309,280	1,262	8,018,640
JAFFE, TODD	18	26	73,150	55	197,110
LEBRON SANCHEZ, JUAN	11	18	660,800	16	555,450
LESSER, MICHAEL	378	110	423,990	1,182	7,853,559
LORENTE, MIGUEL	16	12	46,270	54	242,200
MADLENER, JOHN	81	560	2,221,015	668	2,675,220
MAZO, JOSSE	1,310	457	1,839,130	6,090	32,321,305
MCTAMMANY, MARK	<5	24	19,110,000	24	19,110,000
MILEY, JANET	337	1,407	6,777,260	2,003	13,235,680
NAMBA, MICHAEL	<5	9	126,000	9	126,000
NIELSEN, RICHARD	1,176	7,865	95,757,025	9,009	137,800,705
RADU, MIOARA	118	107	418,190	456	1,824,860
RAGSDALE, VERNICE	871	1,525	6,444,702	3,992	22,242,903

Table 4. Individual Physician Certifications Overall, and Number of Orders and Total Supply for all Low-THC Cannabis, and all Medical Marijuana, Ordered from October 1, 2018 through September 30, 2019.

Physician County	Number of Physician Certifications	Number of Low-THC Cannabis Orders in all Certifications	Total Supply (mg) Low-THC Cannabis Ordered	Number of Medical Marijuana Orders in all Certifications	Total Supply (mg) Medical Marijuana Ordered
STATEWIDE	460,469	2,705,534	117,245,209,825	3,337,313	129,631,509,713
ROJAS, JOSE	10			20	100,100
SANTIAGO, JUAN	<5	10	140,700	17	255,150
SKADEN, JIBRIL	21	79	362,050	98	474,550
SORIANO, VICTOR	<5			<5	175
TA, LAN	5	22	1,761,400	29	1,839,600
WOLFINGTON, MICHAEL	<5	<5	42,000		
WOODARD, DANIEL	71	82	571,500	352	2,439,540
ZIPPER, KIM	372	1,769	9,898,420	2,475	15,353,840
Broward	25,554	133,140	2,703,874,312	182,875	3,330,055,782
ALHOMSI, ABED	9	6	15,400	13	48,405
ALSHON, JOSEPH	484	269	1,279,132	1,805	8,239,957
AMADI, HEPSHARAT	163	765	16,640,050	1,243	23,935,260
ANSCHUETZ, DANNELL	81	104	529,220	539	4,829,093
ARAIZA, JOSEPH	242	37	43,965	259	432,900
BAEZ, JAVIER	25	122	881,250	299	2,196,340
BARRERAS, LUIS	5	<5	564,000	8	595,500
BARRON, EARL	<5			<5	26,460
BARRON, HOWARD	16	23	98,700	96	655,050
BERMAN, ROBERT	<5			5	22,050
BORISIAK, TATYANA	36	50	209,650	87	294,580
BRANDWEIN, GARY	<5			<5	3,500
BRETAL, ANDREA	10	90	1,260,000	90	1,260,000
BRIONES, LUIS	28	156	765,680	178	930,320
BUSH, DARIN	32	8	805,000	113	11,562,250
CHAPLIK, IGOR	<5			<5	5,600
CHISTY, KHAJA	164	110	1,453,290	645	8,075,310
COHEN, MITCHELL	<5	<5	3,500	<5	7,000
COLAK, KAYA	<5			<5	210,000
CONCILIO, IAN	5	5	27,760	21	136,920
COUPET, SIDNEY	16	<5	9,840	24	2,382,240
DARCY, SEAN	1,130	1,373	5,014,993	6,572	37,472,268
DAVIDSON, MYRON	23	53	742,000	53	742,000
DIAB, KHALED	<5	<5	19,600		
DONOWAY, ROBERT	5			12	107,100
EVANS, LILLIAN	420	3,903	1,083,174,160	3,894	1,079,600,430
EXELBERT, ERIC	81	241	7,515,000	252	2,130,830
FERNANDEZ SABATER, ALBERTO	<5	<5	294	<5	26,460
FERNANDEZ, VANIA	18	15	54,950	37	195,650
FERNANDEZ, WIFREDO	24	9	58,100	54	497,700
FIELDS, ALLAN	10	42	239,250	44	242,250
FINK, DAVID	135	468	6,339,600	1,028	14,052,500
FRANK, JAMES	331	1,961	66,147,500	2,547	75,074,100
GARCIA, BERNARD	165	276	617,120	392	2,259,150
GARDERE, SERGE-HENRI	7			7	29,400
GATES, E JASON	<5	5	64,750	<5	42,000
GELBARD, STEVEN	1,274	4,742	61,389,600	10,254	121,807,255
GITTMAN, ALLAN	15	47	439,445	80	909,455
GIUFFRIDA, ANTHONY	14	5	31,500	26	117,300

Table 4. Individual Physician Certifications Overall, and Number of Orders and Total Supply for all Low-THC Cannabis, and all Medical Marijuana, Ordered from October 1, 2018 through September 30, 2019.

Physician County	Number of Physician Certifications	Number of Low-THC Cannabis Orders in all Certifications	Total Supply (mg) Low-THC Cannabis Ordered	Number of Medical Marijuana Orders in all Certifications	Total Supply (mg) Medical Marijuana Ordered
STATEWIDE	460,469	2,705,534	117,245,209,825	3,337,313	129,631,509,713
GOLDBERG, ANDREW	85	59	139,960	274	551,808
GOLDBERG, TODD	6			33	170,100
GOLDMAN, JASON	62	18	124,800	91	392,240
GUTIERREZ, ALVIN	15	<5	2,500	71	127,190
HALL, ANTHONY	239	616	2,843,010	1,062	4,995,045
HARAKE, ALI	32	38	117,160	42	141,960
HARMAN, LEONARD	<5	5	162,400	11	720,500
HARRELL, JON	<5	<5	1,710	<5	855
HEYWOOD, KENDRICK	165	265	1,059,410	883	5,494,685
IRIZARRY-ROMAN, MOISES	38	55	427,160	173	1,383,140
ISLAM, ZAMIL	90	311	2,303,000	992	7,807,450
JACKSON, ROOSEVELT	58	68	468,275	255	1,537,709
JARVIS, VINCENT	1,016	4,563	75,249,210	6,928	139,796,950
JAYSON, MAURY	80	439	2,511,300	583	4,186,225
JOHN, JONES	15	50	294,350	87	399,700
KALIRAO, PARAMJIT	18	<5	5,110	34	91,280
KATANICK, CINDY	61	45	1,020,500	225	7,217,870
KELLER, NATHANIEL	167	106	147,332	240	336,305
KHAN, HUMAIRA	<5	<5	560	<5	7,000
KHANI, HOWARD	6			25	727,300
KING, DEREK	1,132	4,776	66,735,555	10,677	177,016,344
KIRSCHBAUM, NEIL	33	85	474,450	244	1,206,440
KOTTURAN, PAULSON	109	61	2,534,560	749	56,091,374
KOWALSKI, IAN	25	<5	22,750	96	630,000
KRICHMAR, PERRY	<5	<5	2,600	<5	8,100
KUPPINGER, JORDAN	<5	6	14,240	12	38,130
LACROSS, CHRISTOPHER	<5			14	91,000
LEE, MARAH	7			9	95,480
LENCHIG, SERGIO	159	365	1,753,650	568	2,891,980
LEVY, CARLOS	276	2,467	25,952,500	2,467	25,973,500
LIEBERMAN, DONALD	7	9	129,500	10	147,000
MARRERO, GABRIEL	39	45	227,390	119	422,730
MARSH, VICKY	11	6	24,500	43	267,940
MAY, MARTIN	<5	6	42,000	10	92,400
MCCLEAN, JACOB	43	7	245,400	243	2,385,860
MCKENZIE, MICHAEL	373	938	18,025,770	2,229	43,160,600
MILNE, JAMES	373	125	923,170	1,133	14,584,760
MIRZA, KHURRAM	<5	<5	3,000	<5	34,000
MISHKIN, DAVID	10	<5	1,290	24	62,140
MURPHY, DEREK	1,491	7,974	119,429,820	11,505	163,363,686
NAWABI, NASEH	38	19	145,800	157	1,702,840
NERETTE, JEAN-CLAUDE	19	7	23,740	30	99,120
ODELL, ROBERT	5	5	6,300	11	14,350
PANDYA, KAYLESH	71	492	9,785,250	535	8,630,500
PARDELL, HERBERT	<5			8	158,100
PARZYNSKI, PAMELA	1,224	5,140	32,113,850	9,923	63,375,325
PEARLBERG, KENNETH	24	15	78,750	124	750,575
PINKSTON, JAMES	1,080	6,799	90,634,645	8,230	114,519,830

Table 4. Individual Physician Certifications Overall, and Number of Orders and Total Supply for all Low-THC Cannabis, and all Medical Marijuana, Ordered from October 1, 2018 through September 30, 2019.

Physician County	Number of Physician Certifications	Number of Low-THC Cannabis Orders in all Certifications	Total Supply (mg) Low-THC Cannabis Ordered	Number of Medical Marijuana Orders in all Certifications	Total Supply (mg) Medical Marijuana Ordered
STATEWIDE	460,469	2,705,534	117,245,209,825	3,337,313	129,631,509,713
POHLMAN, DANE	69	154	576,900	292	1,104,150
PROPIS, MELVIN	136	40	178,075	415	2,740,300
PULLER, CARRIE ELLEN	22	39	152,680	44	245,630
REYES, RENE	163	953	5,163,070	1,138	6,589,130
RIVERA MENDEZ, JOSE	28	157	1,072,900	157	1,707,000
RIVERA-HIDALGO, ZORAIDA	20	<5	110,550	73	233,420
ROBAINA-GONZALEZ, LUIS	71	130	898,800	366	2,554,300
ROBINSON, KEITH	17	32	1,004,500	40	168,700
RODRIGUEZ, FRANK	387	1,158	19,985,586	2,442	36,305,812
RODRIGUEZ, PAUL	256	393	1,948,900	463	2,300,650
ROSE, JOHN	146	1,272	13,392,750	1,267	13,401,500
SACHS, RACHEL	24	20	140,900	87	772,210
SADDLER, SHAWNETTE	735	1,031	2,973,350	3,393	14,661,330
SAFF, GARY	628	527	1,809,105	1,761	6,460,625
SEIFAN, ALON	72	101	1,996,360	329	6,602,220
SHAWN, LESLIE	142	50	112,815	405	1,502,770
SHERMAN, F.	<5	<5	14,700	5	50,820
SILVA, BRIDGET	5	66	924,000	66	924,000
SILVA, RICHARD	20	10	41,880	43	352,390
SINGH, ALKA	<5	<5	525	<5	1,925
SLAVIN, HERBERT	60	85	339,570	193	687,730
SMITH, DOUGLAS	43	<5	7,000	148	1,119,650
SO FAT, ATUL	8			36	275,100
SOFF, MATTHEW	334	360	2,385,760	488	3,388,650
SOMMERS, ANDREA	130	458	2,334,760	455	2,443,210
STEINBERG, JEFF	37	36	904,700	42	874,800
STEINER, DAVID	27	39	136,150	95	375,550
TADROS, WAGDY	5	<5	4,000	7	52,200
TIRMAL, VIVEK	1,744	15,082	166,191,100	15,561	171,628,760
TOMCHIK, ROBERT	<5	<5	105,000	6	294,000
TROBMAN, MAYER	<5	<5	42,000		
UDELL, BRIAN	19	5	60,200	37	157,345
VICE, MARVIN	4,907	48,607	608,174,130	48,885	630,479,668
VRABLE, ALLAN	<5			<5	17,420
WARD JR., WILLIAM	<5	<5	2,800	<5	11,200
WEINER, DOUGLAS	25	37	276,440	85	585,010
WEISMAN, PAUL	1,235	10,877	154,378,250	10,845	155,634,010
WEISS, CAROLINA	6	<5	3,960	28	984,448
WILLIAMS, KAREN	40	<5	4,550	82	229,950
WOLF ROSENBERG, AVA	67	292	1,871,440	291	1,990,890
WONG, SIMON	<5			6	367,500
YELVERTON, CHERYL	10	<5	2,940	14	15,060
ZANNIS, JASON	124	102	513,290	598	3,265,105
ZELLER, DONALD	<5	27	378,000	30	420,000
ZITON, LAURA	66	80	617,400	263	1,025,645
Charlotte	5,002	37,479	415,254,640	44,226	658,890,351
BORDY, PASCAL	45	146	1,099,000	158	576,695
CAPOTE, NATALIA	30	21	201,150	97	1,041,375

Table 4. Individual Physician Certifications Overall, and Number of Orders and Total Supply for all Low-THC Cannabis, and all Medical Marijuana, Ordered from October 1, 2018 through September 30, 2019.

Physician County	Number of Physician Certifications	Number of Low-THC Cannabis Orders in all Certifications	Total Supply (mg) Low-THC Cannabis Ordered	Number of Medical Marijuana Orders in all Certifications	Total Supply (mg) Medical Marijuana Ordered
STATEWIDE	460,469	2,705,534	117,245,209,825	3,337,313	129,631,509,713
DRATLER, STANLEY	11	<5	7,125	20	57,775
GARCIA, GERARDO	<5	5	29,350	5	24,950
GARCIA, JOSE	30	317	3,920,000	319	3,972,500
GREENE, TUCKER	2,208	16,920	133,881,054	22,684	333,061,301
LITTLE, LEW	557	3,974	47,643,550	4,008	47,903,650
MCALLISTER, BENNETT	44	42	184,720	95	450,210
MEMON, TANWEER	225	291	3,932,950	408	5,121,270
METYSK, TETYANA	180	1,502	21,136,600	1,596	22,240,900
MORROW, R	231	3,315	46,620,000	3,315	46,620,000
PANJIKARAN, ROSAMMA	78	6	1,320,000	131	37,511,600
RAVID, JOSEPH	23	74	3,609,600	77	3,686,600
ROSENFELD, LOUIS	21	10	64,890	32	509,040
SHELL, STEVEN	9			74	956,480
SMITH, DANIEL	1,164	10,573	148,427,943	10,650	150,220,300
TAR, LESLIE	122	107	761,708	384	2,527,705
TORRES-URRUTIA, JUAN	20	174	2,415,000	173	2,408,000
Citrus	4,135	19,585	265,543,608	23,837	301,318,178
FALLOWS, CHRISTOPHER	130	108	493,808	404	2,809,428
GOETHE, ROBERT	2,353	13,981	191,545,180	14,084	173,218,230
GRACE, JOHN	13			22	61,330
HUSSEIN, MALEK	<5	9	34,410	17	131,970
KALAKATA, VIJAYASEKHARA	<5			10	37,710
REDRICK, SCOTT	1,440	5,216	71,435,900	7,841	110,338,700
SYVERSON, THOMAS	126	36	372,750	990	10,260,600
TORRES, JAIME	43	114	818,200	315	2,382,800
WALLIS, B	11	<5	4,200	34	1,238,250
WARD, ELAINE	13	120	839,160	120	839,160
Clay	3,939	19,255	245,896,660	21,961	270,421,505
ALESSANDRIA, MARC	37	7	53,200	190	2,368,400
ANDRAWIS, ASHRAF	295	460	2,405,685	984	6,083,905
BERNARD, GARY	137	503	2,190,275	664	3,367,800
CASTIEL, ALBERTO	213	26	126,840	476	2,982,080
LAFFERTY, BOBBY	7	10	12,660	17	37,200
MAQUERA, VICTOR	76	92	1,808,660	9	181,600
MARS, DONALD	1,189	8,394	124,486,490	8,902	134,049,090
MATOS-GARSAULT, HUBER	312	265	1,421,035	997	5,744,240
MITCHELL, KIA	1,559	9,330	112,026,650	9,337	112,568,800
RUTERBUSCH, JEFFREY	<5	24	336,000	24	336,000
SCHEINER, DAVID	<5	<5	5,040	<5	56,280
SHAUGHNESSY, JOSEPH	110	143	1,024,125	357	2,646,110
Collier	6,544	42,378	579,553,684	46,435	744,758,868
BAKER, MATTHEW	185	265	902,940	556	1,848,860
BARILE, MICHAEL	231	1,602	18,468,455	1,604	18,698,780
BLANCO FRANCO, ALEJANDRO	266	1,557	22,227,690	1,558	52,428,350
BRACCIA, GREGORY	219	2,359	40,849,682	2,404	41,303,356
BRODERICK, KATHLEEN	<5			12	27,300
CAMPBELL, JOHN	47	95	397,240		
CANTERBURY, JOHN	64	101	236,455	194	565,135

Table 4. Individual Physician Certifications Overall, and Number of Orders and Total Supply for all Low-THC Cannabis, and all Medical Marijuana, Ordered from October 1, 2018 through September 30, 2019.

Physician County	Number of Physician Certifications	Number of Low-THC Cannabis Orders in all Certifications	Total Supply (mg) Low-THC Cannabis Ordered	Number of Medical Marijuana Orders in all Certifications	Total Supply (mg) Medical Marijuana Ordered
STATEWIDE	460,469	2,705,534	117,245,209,825	3,337,313	129,631,509,713
CHO, SHELDON	51	64	292,350	63	165,775
COURVILLE, GARY	46	5	30,800	103	632,960
CUGINI, CHRISTY	6	<5	3,300	<5	1,995
FAREMOUTH, JAMES	183	837	12,155,600	960	13,858,070
FERBER, ANDREW	381	2,426	29,086,915	2,981	44,087,393
FINAN, EUGENE	<5			<5	840
FUCHS, SCOTT	269	813	3,004,994	950	3,849,011
FULLER, AARON	6			10	150,500
GARRY, RONALD	<5	<5	8,400,000	15	21,420
GUIDRY, ANDREW	31	301	22,085,000	296	21,301,000
HALIKAS, JAMES	150	472	15,543,100	647	10,360,900
HOWARD, COREY	10	7	47,390	24	86,000
HUSSEY, FRANCIS	522	4,075	38,192,400	4,070	38,157,400
KELLEY, EDWARD	107	406	90,567,820	559	150,079,904
KORUNDA, ZDENKO	255	468	1,561,400	795	2,469,161
MARISTANY, EDUARDO	30	19	111,800	116	491,900
MARQUES, ROMILIO	<5	7	49,000	7	49,000
MOORTHY, PRATHIMA	20	36	1,372,208	26	887,250
PEREZ-RODRIGUEZ, SOCRATES	26	49	210,980	101	898,450
POTTER, CLINTON	1,223	10,833	86,400,250	10,851	87,361,640
PUERTO, JUAN	34	143	1,914,900	151	2,052,800
ROBERTS, CAROL	111	199	1,302,020	649	4,593,608
RODRIGUEZ HERNANDEZ, RALPH	233	1,326	16,977,315	1,340	17,438,535
ROTH, ROBIN	15	10	16,200	10	13,305
RUBINO, MARK	171	766	10,835,800	863	13,006,400
SIBLEY, MARK	<5	24	16,800	24	16,800
SMITH-FERNANDEZ, HEATHER	132	188	1,083,850	515	5,233,180
TANDATNICK, CARL	56	495	3,322,760	500	3,427,480
UTTLEY, THOMAS	58	283	2,037,700	385	2,903,080
VACKER, MARK	1,378	12,113	149,762,950	13,034	206,145,300
VANCE, NANCY	18	29	85,620	58	146,030
Columbia	232	149	1,457,850	601	4,729,620
IZEIYAMU, OSAYANDE	198	14	113,150	454	3,229,170
RAVINDRA, RAJANI	30	130	1,267,700	142	1,437,450
SHOKAT, MAXIMILIAN	<5	5	77,000	5	63,000
Duval	18,887	125,742	1,459,743,829	138,070	1,597,106,922
AKBARY, HARES	340	3,060	24,188,600	3,060	24,188,600
ALIU, KINGSLEY	64	16	73,050	145	1,097,052
ANTIPORDA, GLORIOSA	903	2,628	18,750,955	3,806	26,609,060
BEAMAN, RODERICK	215	1,372	15,661,640	1,693	20,572,215
BURNS, PATRICK	377	137	376,120	2,063	6,899,715
CAUDILL, JEFFREY	19	102	537,600	105	543,900
CHOPRA, SHAWN	536	2,513	13,108,025	2,510	13,119,425
CORDERO- LOPERENA, DIANA	637	5,589	93,546,400	6,006	98,856,290
CRUMP, JOHN	818	2,179	8,088,640	3,114	13,917,490
CUMBER, ZEHRA	171	1,633	11,461,900	1,649	16,491,100
DE ARMAS, LOURDES	<5			<5	4,200

Table 4. Individual Physician Certifications Overall, and Number of Orders and Total Supply for all Low-THC Cannabis, and all Medical Marijuana, Ordered from October 1, 2018 through September 30, 2019.

Physician County	Number of Physician Certifications	Number of Low-THC Cannabis Orders in all Certifications	Total Supply (mg) Low-THC Cannabis Ordered	Number of Medical Marijuana Orders in all Certifications	Total Supply (mg) Medical Marijuana Ordered
STATEWIDE	460,469	2,705,534	117,245,209,825	3,337,313	129,631,509,713
FAROOQUE, MOHAMMAD	59	27	223,820	179	758,560
FOLTZ, JERRY	48	208	1,028,850	273	4,502,550
GOLDEN, MARLA	10	90	967,920	87	855,920
HALPERIN, ANDREW	1,274	4,598	78,108,155	8,382	149,954,150
HANES, MICHAEL	327	2,916	32,062,520	2,912	31,875,880
HARDY, CARL	3,730	33,837	290,737,750	33,838	281,678,170
HASSAN, MAJED	10	<5	2,850	8	13,650
HESSSEN, HOSSAM	<5			6	47,250
HUSSAIN, JAWED	21	110	524,300	108	707,700
HUSSAIN, SYED	8	25	102,900	27	592,900
JIMENEZ, ALEXIS	75	397	2,281,300	396	1,940,970
JONES, JEREMY	16	52	1,135,100	69	1,678,300
JOYNER, JAMES	62	112	364,390	353	1,730,685
KATZ, DAVID	171	779	22,653,100	944	18,418,700
KHAN, SAJID	23	45	472,500	135	1,575,000
KHANNA, PARVEEN	80	381	2,402,650	432	2,590,420
LACINA, FRANCIS	100	692	4,865,000	690	4,916,100
LASKI, HAROLD	76	34	210,380	250	1,854,760
LOCKE, KEYA	19	46	588,650	113	1,559,950
MANN, JUSTIN	448	3,013	25,623,160	3,427	29,218,020
MANOHAR, SHONITH	7	16	46,200	24	93,800
MARCOM, RODNEY	107	251	1,028,980	310	1,322,895
MEDINA, NANCY	165	1,026	12,820,500	1,031	12,774,970
NABIZADEH, SHAHRIAR	56	483	3,533,440	495	3,731,900
NEWTON, TEREL	277	475	3,334,545	766	5,475,255
NOUMAN, ASIM	<5	<5	1,140		
PATEL, VISHAL	21	85	242,130	85	243,320
PHAM, BAO	37	33	207,900	205	1,288,830
PULIDO, RENE	1,248	8,716	213,165,270	8,890	216,029,110
REDDY, SATHAVARAM	9	81	850,500	75	787,500
SALAH, ISMAIL	106	30	150,100	136	869,100
SANCHEZ, RACHAEL	<5	17	136,100	26	210,260
SERT, PERI	151	1,364	15,012,900	1,364	15,271,200
SIMONS, JOHN	2,886	25,601	364,533,884	25,578	375,506,580
SOURIAL, SOURIAL	<5	5	31,500	5	31,500
SPOONER, JUSTIN	444	1,915	31,827,650	1,916	31,935,000
TRAN, BRADLEY	183	303	1,457,375	782	3,923,115
UCHE, CHIDI	1,680	12,783	97,411,910	13,555	104,809,840
ZACHAR, LENKA	593	5,265	55,330,450	5,223	54,844,675
ZEB, SHAHID	64	576	7,997,880	576	8,199,480
ZHANG, HAITAO	207	122	475,250	247	989,910
Escambia	11,045	81,445	918,667,345	87,101	931,425,167
BEAR, DAVID	511	2,762	16,478,641	2,892	15,077,144
BEASLEY, MICHELLE	5,608	49,592	489,634,097	49,454	503,887,400
BRANNON, HORACE	951	7,269	150,066,540	7,445	102,225,630
COX, JEFFREY	112	248	2,229,940	599	6,010,510
DUNCAN, SUZANNE	17	56	696,500	126	1,550,500

Table 4. Individual Physician Certifications Overall, and Number of Orders and Total Supply for all Low-THC Cannabis, and all Medical Marijuana, Ordered from October 1, 2018 through September 30, 2019.

Physician County	Number of Physician Certifications	Number of Low-THC Cannabis Orders in all Certifications	Total Supply (mg) Low-THC Cannabis Ordered	Number of Medical Marijuana Orders in all Certifications	Total Supply (mg) Medical Marijuana Ordered
STATEWIDE	460,469	2,705,534	117,245,209,825	3,337,313	129,631,509,713
HASS, WILLIAM	114	852	8,350,000	864	8,206,500
HILLMAN, ALEXYS	86	23	175,000	478	3,428,210
JUDSON, DONNA	18	17	1,272,400	85	591,520
KESLER, ROMAN	16	96	656,740	95	433,230
MCFADDEN, NORMAN	97	530	4,126,050	606	4,641,950
MITCHELL, KENNETH	166	785	3,903,800	923	4,862,960
PELAEZ, JORGE	<5	21	89,250	15	85,050
RAYSON, THOMAS	120	437	3,438,285	684	6,225,515
RINEY, THOMAS	885	3,750	22,943,770	5,045	31,423,732
SALZBERG, JAN	10	46	565,800	57	706,100
SAUER, SAMUAL	30	252	1,749,700	263	1,865,690
SAYRE, ROBERT	1,512	11,549	171,996,656	11,531	172,307,736
SERPAS, MICHELLE	5	49	343,000	49	343,000
SMITH, MICHELLE	20	115	6,430,000	118	6,722,000
THOMPSON, CHARLES	89	801	9,345,000	801	9,345,000
TRABUCCO, ARNALDO	406	1,376	18,247,976	2,977	34,788,070
TUEL, TIMOTHY	267	783	5,424,200	1,958	16,445,720
ZEICHLNER, SIMON	<5	36	504,000	36	252,000
Flagler	982	4,404	120,502,880	8,528	472,376,620
DANTINI, DANIEL	29	53	937,800	98	1,889,350
TREECE, JONATHAN	953	4,351	119,565,080	8,430	470,487,270
Franklin	5	18	99,500	19	106,500
TANGLAO, EMMANUEL	5	18	99,500	19	106,500
Hernando	4,550	26,157	434,901,846	28,475	454,977,545
ABDULFATTAH, QAHTAN	223	333	1,053,976	662	1,996,235
ALSABBAGH, EYAD	249	16	82,635	300	827,115
BAIN, RUSSELL	24	6	20,760	32	441,700
BANWATT, RAMNIK	<5	<5	840	<5	11,900
CARADONNA, RICHARD	<5	12	33,600	12	33,600
COURTNEY, MICHAEL	157	254	3,963,140	620	9,074,070
DAVIS, BILLY	79	638	7,522,520	639	7,588,580
DOHERTY, MARIA	282	1,243	5,035,165	1,725	8,362,570
GEBHARDT, SCOTT	2,547	20,140	392,275,000	20,121	395,925,280
GLIGICH, OLEG	83	312	1,266,040	348	1,437,500
KROLL, BRIAN	246	1,413	7,784,610	1,551	9,156,880
MALHOTRA, GAURAV	<5	<5	1,120	<5	280
MARSH, MATTHEW	206	215	1,143,700	732	4,161,945
MORENO, DAVID	335	1,239	9,857,160	1,242	9,894,120
NAKHL, FADI	6	28	77,000	28	77,000
STOLTE, KEITH	76	295	4,759,780	363	5,735,580
SWAIN, SHYAM	32	10	24,800	96	253,190
Highlands	1,651	2,130	29,170,960	6,575	85,382,818
ARRIA-DEVOE, GERARD	17	32	2,250,000	48	760,600
BASSETTI, DENNIS	207	85	350,050	686	3,055,046
PALOSKY, ERIC	983	1,119	16,526,690	4,159	64,184,170
PATEL, DEEPAK	19			41	221,150
PEARCE, GARY	28	31	161,000	111	864,692

Table 4. Individual Physician Certifications Overall, and Number of Orders and Total Supply for all Low-THC Cannabis, and all Medical Marijuana, Ordered from October 1, 2018 through September 30, 2019.

Physician County	Number of Physician Certifications	Number of Low-THC Cannabis Orders in all Certifications	Total Supply (mg) Low-THC Cannabis Ordered	Number of Medical Marijuana Orders in all Certifications	Total Supply (mg) Medical Marijuana Ordered
STATEWIDE	460,469	2,705,534	117,245,209,825	3,337,313	129,631,509,713
PINZON-REYES, ERNESTO	24	28	155,980	34	154,850
SHARMA, PRIXIT	<5	<5	5,040	<5	10,760
TORRES, ALEXANDER	367	829	9,718,140	1,482	16,099,505
TOTURGUL, DAVID	<5	<5	4,060	12	32,045
Hillsborough	35,402	233,563	2,984,038,797	277,110	4,317,988,873
ACKERMAN, IVAN	<5	6	38,740	<5	31,110
AHMAD, BURHAAN	152	16	166,400	695	3,463,135
ALI, MOHAMMED	426	3,671	25,292,035	3,668	25,449,295
AMSHEL, CRAIG	320	540	3,195,910	980	4,445,380
ANCHETA, JOEY	478	180	4,741,500	3,995	146,396,715
ARVIV, TALI	97	250	1,006,390	407	2,120,365
AUERBACH, LEWIS	2,437	6,849	71,592,815	14,874	146,091,740
AUSTIN, MICHAEL	340	605	12,213,020	2,140	36,803,340
AYER-COLE, JAWAN	5			11	35,000
AZEEM, NOMEN	11	44	308,000	44	308,000
BARBOUR, RONALD	33	169	36,129,000	183	46,818,800
BENNI, ABD ALRAHMAN	142	986	48,732,000	985	48,648,000
BERGER, DAVID	1,221	9,761	105,875,665	9,981	110,511,535
BIREDDY, VENKATA	21	86	357,410	93	412,710
BLAKE, GEORGE	21	181	1,346,040	179	1,333,440
BYRNE, PATRICK	768	5,555	42,139,680	6,037	58,078,790
CABAN, FRANCIS	366	2,556	25,777,940	2,611	26,407,940
CALKIN, PETER	2,224	19,919	245,863,370	19,905	234,978,620
CASANAS, ROBERT	157	121	1,484,988	374	3,369,061
CAZES, ELLIOT	119	<5	30,440	324	2,494,557
CHOWDHARI, SHAUKAT	73	130	236,996	132	538,542
CODY, JOSEPH	7			29	287,000
COMMEDORE, EMILE	<5			9	252,000
COTTAM, JOHN	8	<5	52,500	22	1,151,500
CROCKER, DAVID	<5	<5	8,400	<5	28,560
DIAZ DIAZ, JOSE	4,076	22,523	445,165,477	31,700	661,325,600
DO, HOI	26	12	42,700	34	185,500
DOWDY, MATTHEW	91	317	1,462,300	796	4,656,060
DRAPKIN, ROBERT	6	<5	2,100	16	47,065
ECHAVARRIA-CRESPO, ESTHER	2,794	24,483	191,182,700	24,519	201,406,000
FAROOQ, SHIRAZ	134	636	5,378,980	662	5,786,920
FLYNN, GREGORY	21	36	127,015	33	136,930
FRANKLIN, DONALD	1,601	8,605	111,537,456	10,603	321,724,172
FURMANSKI, DAVID	572	4,975	69,717,800	5,484	82,495,900
GERLEY, PETER	745	2,465	57,383,510	3,591	242,995,500
GLIDER, ROSS	3,387	30,443	320,216,180	30,418	320,748,640
GOLD, TANYA	398	4,027	48,414,520	4,033	48,992,370
GRIFFIN, JENNIFER	142	1,272	28,555,450	1,272	28,580,210
GRIFFIN, RADLEY	128	455	6,172,660	597	8,205,240
GRISALES, DARIO	102	54	142,910	275	895,386
HECHTMAN, JASON	42	36	70,980	99	226,120
HEIMAN, DAVID	10	<5	6,960	14	23,520
HOOVER, TYRON	346	1,968	17,314,395	2,845	27,067,950

Table 4. Individual Physician Certifications Overall, and Number of Orders and Total Supply for all Low-THC Cannabis, and all Medical Marijuana, Ordered from October 1, 2018 through September 30, 2019.

Physician County	Number of Physician Certifications	Number of Low-THC Cannabis Orders in all Certifications	Total Supply (mg) Low-THC Cannabis Ordered	Number of Medical Marijuana Orders in all Certifications	Total Supply (mg) Medical Marijuana Ordered
STATEWIDE	460,469	2,705,534	117,245,209,825	3,337,313	129,631,509,713
KALIN, DAVID	31	91	474,300	309	5,203,230
KARUMANCHI, PRUDHVI RAJAN	17	66	958,800	76	1,229,800
KASHLAN, GHIATH	56	227	2,312,490	230	2,341,030
KAWLICHE, BORIS	42	63	527,600	212	3,003,100
KILGORE, JOHN	395	1,248	9,687,035	2,146	8,717,753
KING, KELLY	1,845	11,863	342,394,070	15,364	474,095,760
KRAMER, LENI	607	5,197	135,236,270	5,197	135,229,400
LAURO, STACIE	<5	<5	28,000	<5	28,000
LIPINSKI, IRENE	706	8,329	44,503,200	8,329	58,876,300
LONG, AARON	27	98	369,480	123	578,420
LOREN, DANIEL	72	306	2,540,970	362	13,365,225
LYTER, DAVID	535	5,918	86,040,400	5,929	92,152,000
MARTINEZ, ROBERT	58	14	163,000	120	1,283,700
MCTAGGART, JOHN	757	6,136	51,767,080	6,380	78,545,080
MENNEN, LEONARD	63	132	866,950	139	960,750
MILLER, JEFFREY	106	357	2,270,210	941	6,533,310
NALLU, SAGARIKA	<5	<5	74,500		
NENINGER, YAMILET	36	61	264,625	65	250,880
NGUYEN, TRAN	6	9	175,000	13	490,000
NOE, SASHA	169	767	5,438,270	791	4,247,370
NORMAN, ROBERT	125	48	435,860	248	2,511,260
NOVITZKY, DIMITRI	355	2,280	31,214,300	3,069	40,147,140
NUSSBAUM, CHRIS	53	<5	134,800	211	9,665,230
O'DONNELL, KIRK	40	540	4,400,550	540	4,334,925
PATEL, KAMLESH	16	39	242,250	15	76,800
PATIDAR, BHAVIN	11	23	164,000	42	375,600
PATWARI, SUNEETH	24	19	182,000	82	763,700
RAJ, VIJAY	621	5,272	72,056,200	5,641	82,142,260
RAMANI, PRIYA	<5	<5	70		
ROBAINA, AL	5			11	53,500
ROBINSON, PATRICK	<5	18	126,000	15	105,000
SALHAB, SUZANNE	68	6	24,500	159	1,153,086
SAMALOT, JOSE	606	3,796	40,311,850	5,692	89,653,520
SANTIAGO, RAMON	270	934	9,275,910	1,927	19,130,125
SCOTT, DOUGLAS	3,035	25,123	201,111,100	25,090	298,119,250
SHAH, SYED	<5	36	504,000	36	504,000
SHEMESH, RON	42	33	324,500	218	1,907,650
SHETH, BAIJU	<5	<5	17,500	<5	15,450
SHULTZ, DEBORAH	164	7	69,300	1,131	10,737,720
ST CLAIR, DEBORAH	31	170	2,357,295	179	2,483,295
STEFANO, STEPHEN	24	20	196,000	42	498,400
TALAKKOTTUR, CHARLES	28	11	158,200	78	1,106,280
TORRES-PEREZ, WILLIAM	43	195	4,120,150	196	1,531,580
TSENG, JACK	143	123	909,100	715	6,423,420
WASHINGTON, ANTHONY	<5	<5	5,400	7	71,960
ZACCARI, JAMES	103	30	122,380	359	1,392,396
Indian River	3,721	19,150	191,444,060	26,200	316,585,866

Table 4. Individual Physician Certifications Overall, and Number of Orders and Total Supply for all Low-THC Cannabis, and all Medical Marijuana, Ordered from October 1, 2018 through September 30, 2019.

Physician County	Number of Physician Certifications	Number of Low-THC Cannabis Orders in all Certifications	Total Supply (mg) Low-THC Cannabis Ordered	Number of Medical Marijuana Orders in all Certifications	Total Supply (mg) Medical Marijuana Ordered
STATEWIDE	460,469	2,705,534	117,245,209,825	3,337,313	129,631,509,713
DEAN, MELISSA	161	1,250	17,156,100	1,276	17,658,900
GONSALVES SIKORA, ALITA	592	3,183	20,031,270	3,866	25,179,915
KHALAF, MAJID	27	163	2,163,000	150	2,093,000
MEETZE, RUSSELL	25	<5	25,200	77	977,450
OFNER, MICHELE	22	5	16,700	63	134,880
OLENEK, CHRISTOPHER	30	<5	18,200	54	625,960
PARVUS, DIRK	7			16	124,900
PIERONE, GERALD	<5			10	32,200
PRESCOTT, THERESA	84	33	17,850	349	1,354,455
SABA, RASHID	272	2,357	61,979,600	2,367	62,036,600
SADHWANI, HARISH	163	36	46,000	341	649,930
SHIPLEY, JOSHUA	23	<5	8,400	48	491,050
STACHTIARIS, ACHILLES	1,010	9,136	81,419,650	9,134	81,771,150
STROUP, EDWIN	238	316	1,874,030	1,410	85,770,851
TREATMAN, SCOTT	160	121	1,029,910	873	6,954,855
ZAMBELLI, PATRICIA	903	2,541	5,658,150	6,166	30,729,770
Jackson	17	27	187,840	56	310,640
ANANIA, MARY	<5	5	30,800	7	44,800
STOKES, STEVEN	14	22	157,040	49	265,840
Jefferson	2,495	22,393	309,568,400	22,384	310,040,200
DOTSON, ROBERT	2,495	22,393	309,568,400	22,384	310,040,200
Lafayette	294	2,227	17,063,900	2,185	16,866,850
CABRERO-MUNIZ, NICOLAS	294	2,227	17,063,900	2,185	16,866,850
Lake	3,368	19,435	283,145,945	23,965	422,618,647
ALVARADO-HERNANDEZ, LUIS	17	75	364,250	100	544,650
BROWN, THOMAS	45	274	2,717,900	303	2,862,210
CHARLES, KEITH	<5			<5	12,600
CHIN, GLORIA	<5			<5	224,000
CHOUHRY, MOHAMMAD	<5	<5	17,500	<5	21,000
COY, JAMES	81	332	2,361,180	493	3,946,870
DAVINA, ELEANOR	80	1,025	12,995,000	1,019	12,986,628
DE LEON, HECTOR	133	117	241,850	473	6,128,440
DOMINICK, RAYMOND	217	62	429,100	339	2,256,950
KIM, LLOYD	11			26	103,040
KRAUCAK, NELSON	66	262	3,655,200	375	5,528,000
LOUGHLIN, MATTHEW	985	10,057	174,855,550	10,306	188,302,100
NAGEL, SHIRLEY	154	1,749	23,015,000	1,748	22,952,000
NOVIS, NORMAN	5	11	308,000	12	168,000
OEHLER, JAMES	609	4,462	55,084,800	4,773	141,277,515
RAJASHEKAR, HARSHA	118	201	2,675,260	283	2,166,020
SAINT LOUIS, OBED	49	10	120,250	102	677,094
SAINT-ELIE, DANIEL	132	353	1,210,885	439	1,573,415
SANTI, CELESTINO	513	303	1,865,990	2,585	15,644,570
SMIRNOFF, ALEXANDER	<5	<5	229,250	<5	2,450,000
STRICKLEN, HILLARY	16	10	32,040	63	6,521,020
THOMAS, DANIEL	17	<5	10,800	55	283,265
VILLA, MARIVIC	40	107	902,560	215	1,788,160

Table 4. Individual Physician Certifications Overall, and Number of Orders and Total Supply for all Low-THC Cannabis, and all Medical Marijuana, Ordered from October 1, 2018 through September 30, 2019.

Physician County	Number of Physician Certifications	Number of Low-THC Cannabis Orders in all Certifications	Total Supply (mg) Low-THC Cannabis Ordered	Number of Medical Marijuana Orders in all Certifications	Total Supply (mg) Medical Marijuana Ordered
STATEWIDE	460,469	2,705,534	117,245,209,825	3,337,313	129,631,509,713
ZUBKIN, ALLAN	73	16	53,580	247	4,201,100
Lee	34,314	255,047	4,718,690,752	289,868	4,707,278,094
ABU SHAHIN, FADI	12	58	345,100	64	223,300
ARNOLD, PAUL	222	13	189,000	389	5,933,390
AULD, HEATHER	321	2,866	40,087,850	2,859	64,951,850
BALTER, DAVID	217	2,859	35,747,620	2,860	38,245,556
BOND, WENDY	15	42	830,900	57	885,150
BRUECK, ROBERT	537	3,778	45,784,048	4,124	59,164,747
BRUHN, DONALD	92	1,038	9,356,260	1,046	9,690,260
CARLIN, LANE	13	<5	6,300	38	69,288
CASTILLO-NIEVES, EDGARDO	79	10	95,000	284	2,761,750
COSSU, JOHN	8	<5	31,000	13	230,800
DAITCH, JONATHAN	199	12	58,656	528	1,124,211
DAVIS, PHILLIP	<5	9	126,000	9	210,000
DOUEK, MAURICE	156	1,163	11,489,870	1,265	8,145,260
DURY, PATRICIA	175	1,594	22,938,750	1,606	34,541,800
EL-GENDY, ALAA	<5	<5	700		
ENCARNACION, KEVIN	68	688	15,051,750	686	15,017,850
FERGUSON, LEE	59	708	17,304,000	708	17,304,000
FILIPOWICZ, ROMAN	1,451	13,360	130,605,100	15,276	149,400,612
GUAITOLI, GIUSEPPE	11	5	31,900	27	288,615
JAFFE, SCOTT	930	5,452	58,485,600	5,461	67,147,680
KHAN, RABIA	15	69	492,230	82	648,570
KUEHNER, PAUL	76	643	22,119,560	698	16,607,885
KYRITSIS, ATHINA	8,763	85,816	1,226,629,770	85,964	1,530,231,070
LIEBOWITZ, FRED	28	48	460,250	71	519,750
LIM, MAY JOY	27	113	359,100	143	512,400
LOMAS, JERILEE	50	219	3,031,000	389	5,635,000
LUKASIEWICZ, CYNTHIA	<5	<5	12,060	8	26,200
MANDELKORN, ROBERT	35			54	214,492
MARKOWITZ, DAVID	2,272	20,501	215,828,430	20,465	215,399,562
MARTINEZ, MICHAEL	<5	8	56,000		
MIAN, MUNIRA	377	3,639	35,051,284	4,119	41,239,428
MORRIS, DARELD	3,443	23,307	1,981,056,765	23,298	1,166,192,125
MOULTON, MARLENE	15	19	55,230	55	174,300
MURTAGH, WILLIAM	36	229	3,075,310	229	2,211,230
NORLEANS, MARK	19	17	529,712	55	659,122
PATRICK, JOHN	218	92	552,300	438	2,303,250
PREUDHOMME, JULES	55	5	7,490	193	1,192,990
RAMAMURTHY, SUJATHA	4,092	26,788	279,098,854	26,812	279,804,116
ROMERO, FRANCES	7	17	119,000	21	131,250
ROSENKRANTZ, ERIC	<5			<5	2,240
ROSS, STEPHEN	105	14	65,100	303	1,709,680
SAREEN, RAJAN	43			82	5,264,640
SAUER, MARK	173	1,387	16,110,200	1,486	16,758,700
SCHULTZ, CARL	307	2,294	22,710,635	2,474	28,335,890
SHAHLA, ZIAD	<5			6	4,200

Table 4. Individual Physician Certifications Overall, and Number of Orders and Total Supply for all Low-THC Cannabis, and all Medical Marijuana, Ordered from October 1, 2018 through September 30, 2019.

Physician County	Number of Physician Certifications	Number of Low-THC Cannabis Orders in all Certifications	Total Supply (mg) Low-THC Cannabis Ordered	Number of Medical Marijuana Orders in all Certifications	Total Supply (mg) Medical Marijuana Ordered
STATEWIDE	460,469	2,705,534	117,245,209,825	3,337,313	129,631,509,713
SOLIMAN, GEORGE	94	985	10,729,480	1,065	10,064,500
SONN, GREGORY	8,838	52,893	452,942,378	80,604	812,879,915
TAYLOR, TERESE	91	25	977,172	496	27,214,034
VEL, JEAN-JACQUE	15	18	115,980	48	440,080
WEINER, JAMES	184	29	77,620	466	1,619,528
WILLIAMITIS, ANTHONY	350	2,100	56,623,438	2,336	62,654,328
ZFAZ, MARTIN	<5	9	315,000	12	367,500
ZUGHBI, CINDY	12	95	924,000	95	924,000
Leon	12,571	106,066	1,287,561,839	107,450	1,294,246,321
COHEN, GEORGE	5	11	240,800	<5	28,000
DORN, JOSEPH	4,218	37,748	524,558,350	37,744	525,786,100
FEE, CHERYL	4,091	36,667	385,378,840	36,585	384,734,640
HOLLIMON, JOHN	37	214	1,256,500	423	3,050,950
JAIN, AMIT	13	39	94,600	18	77,000
KIRSCH, CHARLES	3,086	28,962	366,984,300	28,914	368,043,200
KOBERDA, JAROSLAW	27	39	132,140	39	74,210
MACKAY, JOHN	88	391	2,712,200	503	3,505,660
MAITLAND, CHARLES	36	70	241,300	95	279,442
MIGNON, YVETTE	59	37	111,014	291	824,077
MOORE, MARK	569	1,403	4,197,825	1,690	3,036,282
PATACXIL, FILEMON	187	419	1,308,360	681	2,219,495
SIANO, JOSEPH	6	27	200,400	42	396,400
STRIBLING, FRED	5			29	174,200
SWINEY, TOMMY	144	39	145,210	395	2,016,665
Levy	131	108	408,870	620	2,245,358
QAMAR, ASAD	131	108	408,870	620	2,245,358
Manatee	4,170	19,960	334,281,500	26,057	289,304,808
BEARD, MARGITA	136	155	454,575	682	2,107,552
BLEND, TIMOTHY	81	113	868,130	356	2,643,590
BOYLE, KATHLEEN	30	180	2,217,600	312	3,453,085
BRAINARD, KAREN	15	95	5,667,500	124	2,587,130
FINE, ALEXANDER	14	<5	30,800	26	1,713,240
FOLKENS, ERIC	152	91	621,260	504	3,229,534
KAHANE, IAN	<5			6	3,150
KUNWAR, SHAAN	326	1,112	9,130,710	1,709	13,585,455
MATHEW, MANOJ	1,010	8,120	111,297,400	8,146	127,034,700
NARVAEZ, ADOLFO	540	4,978	36,004,300	4,992	36,384,050
NESSETTI, MATTHEW	72	99	375,900	400	1,592,120
NORRIS, STEVEN	33	10	67,425	191	1,203,580
NOTMAN, SAMANTHA	29	195	109,496,000	214	6,311,600
PERRONE, VINCENZO	547	430	2,133,455	2,127	11,097,462
REICHBACH, STEVEN	707	3,207	43,688,770	4,276	57,775,450
RUCKER, GEORGE	111	134	770,200	421	5,462,800
YATHIRAJ, SANJAY	189	44	1,988,275	579	3,672,910
YCAZA, ROBERT	176	994	9,469,200	992	9,447,400
Marion	4,408	20,559	301,367,060	27,239	508,700,940
BEAMS, KENT	1,645	12,736	215,897,250	14,631	261,754,240
CORRETTIER-RUSSI, CESAR	373	102	349,650	619	6,038,470

Table 4. Individual Physician Certifications Overall, and Number of Orders and Total Supply for all Low-THC Cannabis, and all Medical Marijuana, Ordered from October 1, 2018 through September 30, 2019.

Physician County	Number of Physician Certifications	Number of Low-THC Cannabis Orders in all Certifications	Total Supply (mg) Low-THC Cannabis Ordered	Number of Medical Marijuana Orders in all Certifications	Total Supply (mg) Medical Marijuana Ordered
STATEWIDE	460,469	2,705,534	117,245,209,825	3,337,313	129,631,509,713
CUMPTON, TERI	<5	<5	630,000	<5	7,000
FAZAL, ZULFIQAR	150	27	71,950	306	1,078,660
HALL, DOUGLAS	601	5,238	46,957,900	5,289	53,060,540
JACKSON, BURKE	368	59	8,494,100	746	103,762,755
KAIRAB, HIMANSHU	<5	<5	2,100	<5	9,450
KATANICK, SHELDON	284	47	255,790	1,143	5,826,220
LEMIRE, JAMES	<5			<5	14,000
LERRO, DESIREE	121	321	9,981,500	683	30,206,750
OFFENBERG, HOWARD	16	39	249,150	65	122,800
PERKINS, HASHANI	21			158	2,112,200
PYLES, STEPHEN	122	81	1,699,800	1,233	25,778,400
SACHER, MARK	245	54	262,300	505	2,326,385
TIECHE, STEVEN	457	1,852	16,515,570	1,854	16,603,070
Martin	8,019	26,171	234,419,965	45,690	1,183,934,428
ADELBERG, JONATHAN	64	327	3,924,420	326	3,905,740
BARATTA, ROBERT	227	69	138,170	733	4,390,970
BEELITZ, JOHN	76	69	270,450	435	1,721,855
BUGGIA, MARY	14	8	9,800	88	408,850
BUSHNELL, JEANNE	103	16	41,420	248	1,688,080
CALAS, HENRY	182	527	3,401,133	739	4,099,528
CASTELLANOS, JAIME	12	<5	5,950	28	242,250
DUFRESNE, CHANTELLE	130	946	17,670,612	965	22,309,650
GAMBINO, PAUL	402	579	2,107,370	1,309	6,250,724
KASHOUTY, RABIH	754	1,081	5,856,740	2,482	8,291,557
LOVAAS, GREGORY	558	2,802	19,444,480	2,826	20,283,170
MOHSENI, NATHAN	148	304	2,036,740	1,038	7,973,890
MURPHY, FRANCIS	13	9	46,600	33	180,465
MURPHY, JOHN	1,500	2,643	34,578,400	11,258	909,602,076
PATEL, RIMAL	18	14	156,800	90	732,900
PEARSON, EDWARD	658	2,142	14,972,300	4,746	35,321,982
POLSKY, MARK	<5			6	78,750
RAMOS, JUAN	17	25	102,760	26	48,580
RANKIN, LISA	1,633	10,900	105,057,570	11,610	113,001,520
ROBBINS, HOWARD	20	18	36,290	24	39,840
TROVATO, FRANK	8	7	21,700	37	149,385
TURNER, DONALD	879	236	667,360	3,031	17,782,566
WATT, JASON	15			92	560,000
ZOTOVAS, ANDREA	587	3,446	23,872,900	3,520	24,870,100
Miami-Dade	34,082	126,475	79,123,001,609	200,055	81,578,214,564
ABELLO, ROBERT	90	320	870,241	395	951,975
ALEGRET, RAMON	7			16	22,200
ALONSO, DELILAH	20	132	1,848,000	132	1,848,000
ALTMAN, ALAN	1,503	5,318	77,810,215	9,720	139,753,261
ANDREONI, ANTHONY	165	444	3,033,450	1,086	7,812,000
ASHBY, BERNARD	7	48	806,400	57	869,400
AU, ADAM	<5			<5	56,700
AVILES, RAFAEL	<5	<5	2,660	<5	21,000
BAKER, JEFFREY	25	15	35,210	91	295,835

Table 4. Individual Physician Certifications Overall, and Number of Orders and Total Supply for all Low-THC Cannabis, and all Medical Marijuana, Ordered from October 1, 2018 through September 30, 2019.

Physician County	Number of Physician Certifications	Number of Low-THC Cannabis Orders in all Certifications	Total Supply (mg) Low-THC Cannabis Ordered	Number of Medical Marijuana Orders in all Certifications	Total Supply (mg) Medical Marijuana Ordered
STATEWIDE	460,469	2,705,534	117,245,209,825	3,337,313	129,631,509,713
BELLMAN, BETTY	<5	7	28,000	12	21,490
BENJAMIN, YUKHANAN	<5	<5	8,100	<5	15,250
BEN-KANE, SUZANNE	<5	12	168,000	12	168,000
BERGER, LAWRENCE	12	15	15,330	84	688,800
BERKE, WILLIAM	<5	<5	1,260	<5	4,550
BINKER, JOSEFA	64	20	209,881	276	3,453,980
BINKER, RODOLFO	64	47	634,230	373	4,270,510
BIRMAN, ALEX	17	62	1,106,450	104	1,599,460
BLEMUR, PIERRE	<5	5	43,470	<5	41,650
BLUMENTHAL, BARRY	1,635	9,700	203,782,440	12,048	212,455,786
BONNER, WILLIAM	<5	<5	3,500	<5	10,500
BRISTOW, SANDEE	56	345	3,855,300	344	4,097,500
BRUCK, DARREN	15	17	40,600	31	68,040
CARA, JEFFREY	7	42	323,400	51	366,450
CARABALLO, DALIAN	<5	6	21,000	9	31,500
CARPMAN, DANIEL	<5			<5	12,000
CARRASCO, ANGEL	<5	<5	1,500		
CASTELLANOS, RAMON	28	11	263,060	41	1,386,475
CAVA, ROBERT	44	92	560,950	129	445,850
CEBALLOS, CESAR	48	66	331,840	288	1,673,200
CHANG, RICHARD	430	86	277,220	962	3,641,167
CHILDRESS, JOHN	21	14	67,170	55	327,265
CHOXI, ANKEET	5	72	163,800	72	180,600
COBIELLA, JOSE	7	25	166,700	38	255,850
CORDOVES, LAZARO	<5			<5	94,500
DAMAS, HERVE	194	83	458,000	1,236	6,787,960
DANSKY, ALAN	17	6	32,760	46	353,140
DAVIS, CHRISTINE	<5			8	10,920
DE LA PENA, MARIA	43	211	1,833,240	245	2,277,555
DE URRESTI, MIREN	13	60	12,546,800	70	13,133,400
DEBEN, SOPHIA	<5	<5	1,400		
DELGADO, MARIA	25	52	348,600	69	711,200
DOMINGUEZ, LUIS	868	866	8,418,970	3,454	35,276,000
DRAESEL, JEFFREY	669	3,846	55,966,665	5,837	81,334,620
DUARTE, JUAN	<5	9	68,600	24	218,400
EFTEKHARI, NASSER	98	628	6,288,100	648	6,470,100
EISMAN, EUGENE	<5			<5	7,210
ELHAKIM, SAMER	<5	<5	14,000		
ELLENBY, JAY	3,721	7,356	114,860,450	17,015	290,760,557
FALCON, ARMANDO	865	1,250	15,521,446	5,269	58,243,448
FERNANDEZ, INTI	18	<5	49,000	48	594,450
FERRIN, FRANK	1,436	2,438	58,510,570	7,120	262,072,730
FINK, RANDY	5	5	16,470	14	57,400
FISCHER, DANIEL	<5	12	168,000	12	168,000
FOX, GREGORY	7	6	18,900	8	13,900
FOX, KEVIN	289	1,123	12,393,890	1,545	16,755,580
FOX, SUSAN	8	10	24,150	12	30,240

Table 4. Individual Physician Certifications Overall, and Number of Orders and Total Supply for all Low-THC Cannabis, and all Medical Marijuana, Ordered from October 1, 2018 through September 30, 2019.

Physician County	Number of Physician Certifications	Number of Low-THC Cannabis Orders in all Certifications	Total Supply (mg) Low-THC Cannabis Ordered	Number of Medical Marijuana Orders in all Certifications	Total Supply (mg) Medical Marijuana Ordered
STATEWIDE	460,469	2,705,534	117,245,209,825	3,337,313	129,631,509,713
FRANCK, GEDEN	<5	<5	12,000	<5	154,000
FRANCO, RIGOBERTO	121	162	2,449,900	348	5,380,350
FURMAN, NEIL	52	391	5,890,400	459	9,081,800
GALLO, BRUNO	396	340	5,917,600	1,582	25,450,880
GARCIA-RIVERA, CARLOS	21	16	33,000	41	89,210
GEARY, NATALIE	42	9	105,400	97	1,328,600
GELBLUM, JEFFREY	127	48	217,730	229	1,493,530
GENTHER, KATHERINE	<5	6	27,040	9	50,930
GERENSTEIN, RICARDO	5	12	525,000	13	595,000
GLASSMAN, PAUL	15	28	245,000	39	1,702,600
GONZALEZ, CHRISTIAN	153	783	7,367,710	881	8,412,930
GONZALEZ, MANUEL	34	9	33,250	99	362,584
GROSZ, RAUL	7	7	4,190	9	4,200
GUPTA, NINA	9	9	35,700	42	678,400
GUTIERREZ, PETE	145	125	353,230	317	1,110,325
HALL, MICHAEL	6	<5	4,550	7	31,500
HASSAN, KAZI	<5	15	42,840	21	67,200
HERNANDEZ, HUMBERTO	6	30	299,250	30	315,000
HERNANDEZ, OSCAR	31	35	87,570	50	101,380
HERON, PATRICK	240	1,251	15,933,320	1,245	15,873,820
HOLMEWOOD, KEVIN	855	4,664	51,605,095	6,044	89,110,755
HOTCHNER, KIRBY	34	54	4,030,350	105	199,105,390
JACKSON, JOHN	7	15	61,040	24	107,170
JARRETT, WENTWORTH	28	97	12,153,600	163	172,115,980
JENNINGS, JAMES	23	33	66,850	48	100,800
JETT, GARY	23	27	252,000	110	1,047,275
KAMLET, JEFFREY	212	5	36,400	849	8,314,030
KHAMVONGSA, PETER	5	7	22,120	17	31,360
KHAWAND-AZOULAI, MARIANA	81	41	272,750	406	1,956,200
KLOPUKH, BORIS	<5	<5	5,110	<5	5,664
KOFFLER, RICHARD	39	115	14,448,100	238	9,951,095
KOUKA, NABEEL	9	6	21,280	20	95,340
LANDRON-GARCIA, LOURDES	<5			<5	2,275
LERMAN, ANDREW	198	446	2,324,520	717	2,522,430
LERNER, LAUREN	176	644	3,201,690	843	3,920,520
LEVIN, ESTHER	10	9	39,550	52	256,710
LEVINSON, ANDREW	21	7	77,350	42	169,176
LIEBERMAN, BERNARD	538	2,822	60,566,750	3,193	69,622,250
LIPMAN, RICHARD	26	56	423,790	93	708,419
LOPEZ, RAYMOND	1,413	2,959	19,626,065	8,915	150,412,140
LOPEZ-BRIGNONI, EVELYN	8	17	302,000	30	453,150
LUBETSKY, RONALD	65	13	41,700	214	1,702,460
LYN-LASSITER, SAFIYA	87	67	506,180	337	3,626,330
MACHADO, HUMBERTO	<5	<5	12,600	9	22,050
MACKSOUD, DELORES	8	7	12,645	13	45,468
MAHL, CHARLES	9	11	66,600	42	219,600
MAIT, JARRED	10	<5	27,650	22	176,750

Table 4. Individual Physician Certifications Overall, and Number of Orders and Total Supply for all Low-THC Cannabis, and all Medical Marijuana, Ordered from October 1, 2018 through September 30, 2019.

Physician County	Number of Physician Certifications	Number of Low-THC Cannabis Orders in all Certifications	Total Supply (mg) Low-THC Cannabis Ordered	Number of Medical Marijuana Orders in all Certifications	Total Supply (mg) Medical Marijuana Ordered
STATEWIDE	460,469	2,705,534	117,245,209,825	3,337,313	129,631,509,713
MALANKAR, AMOL	342	372	2,156,590	1,215	8,966,360
MANASHIROV, RUSLAN	11	38	131,250	38	131,250
MANRESA, ALDO	50	388	3,918,100	448	4,460,925
MARIN, DANIEL	<5	22	13,950		
MARQUIS, DAVID	29	21	1,890,000	159	9,056,250
MARTIN DEL CAMPO, ALONSO	343	2,257	22,127,300	2,437	25,815,200
MARTINEZ, ADOLFO	<5	18	151,200	18	75,600
MARTINEZ-LU, KIANFA	23	80	359,500	120	662,410
MEDINA, SULEYKI	115	506	2,673,360	724	4,085,650
MEHTA, NIRAJ	48	20	110,950	101	732,570
MENDEZ, EDUARDO	547	3,259	36,340,920	3,402	38,741,410
MENDEZ, LUIS	<5	<5	8,400		
MILLER, ZOE	<5	<5	31,850	<5	17,500
MINSAL-BALLESTER, GERARDO	8			35	338,600
MIRANDA, ALTAGRACIA	<5	<5	56,000	<5	56,000
MOISE, GUY	326	596	3,281,174	852	6,101,340
MORALES, OSMIN	12	47	290,660	54	333,060
MOUHANNA, JOSEPH	9	<5	14,000	25	142,965
MUNOZ, JOSE	<5	24	504,000	25	524,700
NEUWIRTH, ZEV	18	48	291,900	117	841,050
NOBILE, ANJALI	25	13	61,320	106	693,490
OPPENHEIMER, JOSHUA	<5	<5	8,400	<5	18,200
PADRON, JOHN	15	14	321,000	37	1,562,400
PAIT, THEODORE	125	119	627,830	618	5,869,150
PEREZ, RENE	13	10	11,720	33	101,071
PEREZ, VIVIANA	11	8	72,130	55	586,020
PHILLIPS, J	128	123	3,467,500	620	241,793,310
PINO, ANTONIO	730	5,140	81,908,530	6,948	103,930,150
PINZON ARDILA, ALBERTO	<5	<5	4,480	<5	1,680
POLGA, JUSTIN	8	7	23,100	34	109,900
POPP, HOWARD	71	128	295,554	246	763,002
POWELL, MICHELLE	58	338	6,072,320	440	7,130,800
PRIETO-HERNANDEZ, JOSE	6	7	226,800	<5	102,000
RABEN, KAREN	8	10	57,900	19	76,100
REINES, ARIEL	99	146	2,128,200	476	7,668,880
REMOS, JUAN	1,551	5,970	94,784,660	9,591	156,379,780
RESNICK, STEVEN	141	278	1,829,870	596	3,703,220
REYES, RHEINCHARD	17	47	420,630	43	408,030
RIVAS, AGUSTIN	<5	<5	210,000	5	13,300
RIVERA BUSCAGLIA, DANIEL	94	12	26,440	150	373,530
ROCA, ALEJANDRO	82	25	191,169	195	1,542,039
ROCHE, NORMA	<5	13	291,000	14	354,000
RODRIGUEZ ALVAREZ, HUMBERTO	1,240	4,617	101,689,176	8,047	183,486,425
RODRIGUEZ DE LA TORRE, JESUS	59	168	1,847,220	321	3,265,940
RODRIGUEZ, MAGALY	<5	<5	560	<5	2,660
RODRIGUEZ, PEDRO	<5			15	69,300
RUBINOWICZ, BRUCE	760	5,122	64,170,258	5,830	72,199,420
SABBANI, ASHWIN	9	42	439,240	54	602,400

Table 4. Individual Physician Certifications Overall, and Number of Orders and Total Supply for all Low-THC Cannabis, and all Medical Marijuana, Ordered from October 1, 2018 through September 30, 2019.

Physician County	Number of Physician Certifications	Number of Low-THC Cannabis Orders in all Certifications	Total Supply (mg) Low-THC Cannabis Ordered	Number of Medical Marijuana Orders in all Certifications	Total Supply (mg) Medical Marijuana Ordered
STATEWIDE	460,469	2,705,534	117,245,209,825	3,337,313	129,631,509,713
SAMUEL, VICKKI-ANN	97	141	2,089,800	395	6,762,455
SANCHEZ, CARLOS	112	273	1,613,490	595	1,728,393
SANTOS, GUILLERMO	16	7	201,000	22	1,244,000
SCHIFFMAN, LAWRENCE	65	527	3,412,200	561	3,601,350
SCHISANI, HOLLY	245	1,966	33,908,500	2,175	43,118,900
SCHOCHET, ELIE	16	13	91,200	100	997,180
SCHWARTZBARD, JULIE	41	46	105,670	83	199,790
SEGAL, SCOTT	397	255	1,306,620	1,901	15,659,910
SENDE, FERNANDO	1,705	5,440	72,729,580	10,380	151,572,160
SERPA, JOHN	8	8	570,530	32	3,254,360
SHABANAH, FIKRI VICTOR	17	42	305,700	85	560,200
SINGER, ALLEN	14	21	74,000	32	160,820
STERN, JEFFREY	302	2,156	77,303,825,440	2,161	77,852,160,240
TABI, GEORGE	5	32	390,400	36	487,400
TEJEIRO, WILLIAM	175	213	564,170	267	754,201
TOLEDO, JOSE	5	9	23,720	13	24,030
URDANETA, MAYRE	1,187	6,359	166,847,226	7,761	236,645,050
VALLADARES, JOSE	<5	<5	4,200	<5	5,250
VAN GINKEL, ERIK	29	23	2,852,220	52	19,295,700
VASQUEZ DUARTE, RICARDO	21	68	437,500	82	200,365
VAZQUEZ, SUZEL	11	35	453,300	46	234,150
VENDRYES, CHRISTOPHER	18	21	222,950	42	322,340
VILLANO, KATHRYN	<5	<5	7,000	<5	80,500
WAHLESTEDT, LISA	5	21	581,400	33	681,200
WEINER, MICHELLE	2,118	13,738	154,855,095	13,873	166,972,760
WHARTON, TOMAS	18	64	247,800	106	609,450
WILLIAMS, HAROLD	<5			<5	17,500
WOLF, AIZIK	<5	18	63,000	18	40,950
WONG, ANN-MARIE	586	3,551	25,056,510	4,188	27,326,070
ZAIAC, MARTIN	11	8	39,850	9	57,000
ZALIS, BRIAN	16	<5	15,400	36	147,920
ZAPATA, SHEENA	12	99	369,600	99	359,100
ZAYAS, SHERYL	<5	6	30,000	11	48,900
ZHANG, MICHAEL	1,781	10,925	120,360,574	13,371	198,693,353
Monroe	1,600	5,376	35,642,586	9,570	70,709,565
BEYSOLOW, TAWEH	5	<5	28,000	10	32,200
CATANA, ROBERT	75	669	5,054,560	670	2,752,810
CHARITY, JENNIFER	72	261	1,778,350	400	2,942,020
FLOYD, JULIE ANN	752	4,039	27,009,634	6,322	45,076,880
GERTH, ELIAS	47	<5	21,000	89	265,300
GRIDER, DAVID	74	16	52,075	185	891,319
GUDICELLO, FRANK	74	111	354,965	131	520,135
JACKSON, JERRY	326	56	259,150	1,147	7,706,350
JOHNSON, JESSICA	19	127	671,018	160	1,123,080
KEIFER, GREGORY	10	34	46,800	<5	2,400
LANGLEY, JOHN	<5	<5	40,600	13	183,680
MCKNIGHT, RAYMOND	51	31	226,324	179	7,265,571
NORRIS, JOHN	88	20	97,160	257	1,941,270

Table 4. Individual Physician Certifications Overall, and Number of Orders and Total Supply for all Low-THC Cannabis, and all Medical Marijuana, Ordered from October 1, 2018 through September 30, 2019.

Physician County	Number of Physician Certifications	Number of Low-THC Cannabis Orders in all Certifications	Total Supply (mg) Low-THC Cannabis Ordered	Number of Medical Marijuana Orders in all Certifications	Total Supply (mg) Medical Marijuana Ordered
STATEWIDE	460,469	2,705,534	117,245,209,825	3,337,313	129,631,509,713
RAE, IAN	<5	<5	2,950	5	6,550
Nassau	756	5,037	59,896,770	5,070	59,987,656
ATKINSON, ELIZABETH	9	36	236,950	56	237,666
FINA, LERA	5	9	12,680	16	25,360
GOLDBERG, KANDIS	707	4,894	59,000,410	4,894	59,046,400
TAYLOR, THOMAS	9	38	302,680	38	302,680
WHITE, DAVID	26	60	344,050	66	375,550
Okaloosa	6,173	23,835	204,235,410	37,289	316,630,318
BANKS, GARRY	1,892	10,349	74,500,800	11,036	86,172,100
BAWA, NITIN	414	1,317	6,823,610	2,225	13,414,860
BRENT, JOHN	84	<5	7,000	273	1,396,800
BRYAN, CYNTHIA	15	79	693,750	109	1,338,375
CASTANEDA, THADDAEUS	342	1,943	21,724,200	1,941	21,812,800
ESCOFFERY, WILLIAM	97	576	8,228,800	578	7,878,800
GEORGE-SAINTILUS, ERICA	18	54	645,970	53	314,900
GIVEN, MICHAEL	5	27	304,500	27	322,000
GOLDBERG, ERIC	332	1,527	11,821,040	1,711	14,125,200
GRANT, WILLIAM	67	249	2,164,100	327	3,305,000
HANSON, SVETLANA	206	1,489	9,230,120	1,642	10,518,645
MANOS, GINGER	27	27	137,850	154	853,250
MCCAIN, ELEANOR	15	37	20,959,440	39	20,973,440
MOHAMMED, SHEILA	444	721	4,361,660	2,024	13,619,050
MONTGOMERY, AARON	5	16	106,750	15	99,750
MOORE, BRENDA	36	191	659,900	245	862,775
REMARK-ZARATE, ROBIN	892	4,574	32,277,840	6,669	47,098,940
SIEGEL, ROBERT	30	110	5,110,000	167	8,248,800
TAVERNARIS, MICHAEL	28	6	25,200	69	480,340
ZANT, ALBERT	1,224	542	4,452,880	7,985	63,794,493
Okeechobee	146	145	404,520	384	1,321,060
KUMAR, RAMESH	139	145	404,520	373	1,258,760
SYED, MUHAMMAD	7			11	62,300
Orange	22,184	92,614	2,287,676,036	131,508	2,955,873,774
ABDEL AL, NAGLAA	<5			<5	2,800
AGGARWAL, BARBARA	466	2,095	24,778,950	3,244	37,547,150
ALDARONDO, SIGFREDO	5	29	228,200	29	221,200
ALEKSANDROVA, OLGA	<5	27	199,500	30	210,000
ANTONYRAJAH, BERNADETTE	<5	<5		<5	35
AREVALO, CATHERINE	1,233	8,508	176,365,464	9,170	264,747,480
AWOSIKA, BANJI	39	13	85,750	176	1,309,050
BAIGABATOV, ELДАР	74	221	2,447,520	295	3,214,775
BAUTISTA-ROSAS, MARIN	15	20	341,250	55	934,000
BAWANY, MOHAMMED	38	28	154,000	34	234,150
BEHANI, AIDA	36	115	1,728,125	145	1,167,430
BELOSO, ISMAEL	495	1,348	14,223,260	2,737	25,672,195
BHALANI, KANTILAL	323	664	2,794,350	1,536	8,078,068
BONES, RAPHAEL	1,079	451	2,561,730	3,476	21,579,344
BUSER, DAVID	<5	24	1,113,000	30	1,365,000
CASTRO, IVAN	54	159	20,588,150	161	23,531,000

Table 4. Individual Physician Certifications Overall, and Number of Orders and Total Supply for all Low-THC Cannabis, and all Medical Marijuana, Ordered from October 1, 2018 through September 30, 2019.

Physician County	Number of Physician Certifications	Number of Low-THC Cannabis Orders in all Certifications	Total Supply (mg) Low-THC Cannabis Ordered	Number of Medical Marijuana Orders in all Certifications	Total Supply (mg) Medical Marijuana Ordered
STATEWIDE	460,469	2,705,534	117,245,209,825	3,337,313	129,631,509,713
CHERUKUPALLY, PALLAVI	6	<5	63,000	18	897,700
CILBRITH, DAVID	21	5	8,960	65	304,617
COHEN-NEAMIE, DANIEL	198	747	45,830,920	913	58,830,355
COOPER, CHARLENE	663	4,385	50,832,900	5,057	57,822,570
DANG, PATRICK	104	167	2,296,250	236	13,254,620
DAPHTARY, UDAY	63	189	922,220	282	1,488,270
DAVIS, RONALD	<5	<5	20,160		
DEEN, RYAN	32	119	862,100	151	1,177,100
DEISSLER, HARRIETT	322	1,851	22,032,420	2,198	28,319,700
DHILLON, MANVIR	6	14	4,483,500	14	4,483,500
FERNANDEZ, SANDER	2,231	15,663	1,019,229,910	15,816	1,023,775,960
FOX, ANDREW	3,338	6,791	67,372,967	19,222	203,718,978
FRASER, OWEN	350	1,927	262,594,180	2,461	357,388,400
FUNEZ, KEVIN	<5	6	4,992	6	4,368
GRAHAM, DAVID	22	114	923,375	114	1,081,100
GREEN, SUSAN	805	2,951	30,350,680	4,486	47,908,280
HARDING, VICTOR	11	41	644,000	39	371,000
HARDY, PHILIP	55	425	4,414,200	450	4,905,250
HARRY, EUDENE	12	10	57,400	46	474,850
HILL, NATHAN	<5			<5	16,800
HITCHCOCK, LARA	49	70	289,020	206	1,467,010
IVANOV, OLGA	43	9	756,000	164	10,786,600
KHANNA, ASHOK	240	1,117	9,692,778	1,261	9,309,502
KIVETT, GERALD	298	2,926	62,875,004	3,144	65,581,424
KUSNETZ, NORMA	<5	<5	1,400	14	78,700
LANSKY, MEYER	42	17	206,500	69	751,550
LEVINE, SCOTT	10	37	355,800	37	355,800
MAGSINO, MARISSA	288	1,448	22,864,605	1,551	25,275,935
MALLONEE, RONALD	103	158	2,712,860	461	8,329,090
MARCELIN, PRUDENT	100	9	43,074	205	1,021,136
MASLIN, STUART	903	4,280	36,455,820	4,295	36,811,330
MASRI, ADDAM	22	<5	7,000	62	364,000
MILLS, WILLIAM	28	24	329,000	174	2,392,000
MUELLER, JEFFREY	27	7	29,825	69	397,560
NIELSEN, ANNETTE	<5	14	78,825	<5	16,800
NURIEL, GABRIEL	27	99	3,176,656	119	2,033,558
OLIVEROS, PEDRO	976	3,464	17,963,038	5,464	30,898,785
PATEL, VARESH	753	3,369	29,317,840	3,383	29,547,165
PICHON, ANDRE	<5	6	21,000	9	31,500
POWELL, BRIAN	30	54	56,470	61	211,475
QURESHI, IMTIAZ	76	113	297,315	164	679,740
RAJA, DEEPAK	<5	5	2,800	5	11,200
RAJU, BHASKAR	142	569	3,923,080	580	7,310,100
REDDY, RAM	64	443	3,585,010	464	5,364,610
RIVERA, ALBERTO	175	1,592	26,299,000	1,600	26,209,050
SADEK, AHMED	9	15	219,800		
SANCHEZ, DANIEL	<5	6	50,000	18	105,150
SANGHRAJKA, NEHA	19	9	72,100	76	691,470

Table 4. Individual Physician Certifications Overall, and Number of Orders and Total Supply for all Low-THC Cannabis, and all Medical Marijuana, Ordered from October 1, 2018 through September 30, 2019.

Physician County	Number of Physician Certifications	Number of Low-THC Cannabis Orders in all Certifications	Total Supply (mg) Low-THC Cannabis Ordered	Number of Medical Marijuana Orders in all Certifications	Total Supply (mg) Medical Marijuana Ordered
STATEWIDE	460,469	2,705,534	117,245,209,825	3,337,313	129,631,509,713
SCHULTZ, JASON	2,380	8,363	106,778,900	15,188	213,292,350
SHEKARI, SHIMA	77	639	6,258,000	639	6,258,000
SMITH, RICHARD	39	10	105,000	264	2,188,520
SMITH-MARTINEZ, CHERYLL	20	168	21,168,000	168	21,168,000
SNELL, GARY	725	4,015	29,999,695	4,701	38,725,580
STENZLER, STEPHEN	2,136	9,794	135,736,840	13,094	203,905,310
TEMPEL, RICHARD	28	10	197,400	98	707,400
UMPIERRE, ENRIQUE	91	39	144,150	250	872,675
WEAVER, HOWARD	140	603	5,053,048	750	6,678,484
WHEATLEY, RUSSELL	<5			<5	8,120
Osceola	3,516	24,045	733,033,800	25,500	784,812,735
AFZAL, AJAZ	11	<5	40,750	15	160,675
ASHRAF, SUALEH	6	<5	5,250	11	29,700
AVILA, DUBY	<5			<5	10,800
HARDOWAR, LATCHMAN	133	44	526,000	225	3,217,630
HENNINGSEN, HARALD	7	15	80,500	26	106,400
KHAN, MOHAMMAD	26	82	989,800	173	2,018,310
KHAN, MUHAMMAD	32	9	40,250	107	305,570
LEVINE, HAL	<5			15	390,400
LY, DUSTIN	31	46	342,300	70	465,780
MARTINEZ, RAFAEL	47	176	996,380	214	1,241,350
MCDONALD, JOHN	5	<5	5,180	14	31,360
MORALES COLON, MARICELIS	<5	<5	9,100		
MORENO RIVERO, KEILER	79	170	3,355,030	356	3,600,800
PERFECTO VIERA, RAFAEL	7	<5	28,000	14	169,680
POULOS, PETER	49	22	181,300	133	1,234,870
RUZ-PAU, CARLOS	5	8	23,100	20	80,950
THRASHER, MICHAEL	3,072	23,462	726,410,860	24,105	771,748,460
Palm Beach	42,704	156,308	1,751,604,463	270,642	4,976,962,922
ABDALLAH, NADER	5	15	35,010	<5	10,500
AGRESTI, MARK	52	6	38,500	98	482,600
AHMED, MUJAHED	85	38	234,500	256	1,761,600
ANDRE, PIERRE	74	19	52,150	134	506,598
ANDRICOPOULOS, GEORGE	765	6,506	101,062,460	7,086	115,266,320
ANTON, AMERICO	275	230	1,251,672	1,312	8,267,524
AQUA, KEITH	<5	7	907,900	14	97,880
ASHBERG, SHERRYL	27	113	1,438,800	149	1,907,400
BACCHUS, ALBAN	51	196	3,980,800	192	4,087,800
BAFITIS, HAROLD	10			15	38,220
BAGO, MARIACLARA	276	514	2,001,860	1,501	7,091,810
BAIJNATH, JOAN	2,640	10,174	47,702,000	20,532	181,732,415
BAKER, JOHN	207	57	915,060	1,077	17,371,340
BALDA, LAURA	31	36	119,940	123	405,010
BARBOUR, MONIQUE	61	17	918,240	185	1,516,210
BEINHAKER, NEIL	96	148	3,451,000	411	7,793,850
BELOTTI, MICHAEL	401	3,552	37,315,200	3,578	37,579,870
BENAIM, MONROE	8	<5	12,600	22	86,100

Table 4. Individual Physician Certifications Overall, and Number of Orders and Total Supply for all Low-THC Cannabis, and all Medical Marijuana, Ordered from October 1, 2018 through September 30, 2019.

Physician County	Number of Physician Certifications	Number of Low-THC Cannabis Orders in all Certifications	Total Supply (mg) Low-THC Cannabis Ordered	Number of Medical Marijuana Orders in all Certifications	Total Supply (mg) Medical Marijuana Ordered
STATEWIDE	460,469	2,705,534	117,245,209,825	3,337,313	129,631,509,713
BENSIMON, JAIMY	9	<5	42,000	13	302,340
BERMAN, MIKHAIL	35	31	98,770	72	182,275
BERRY, ADAM	219	45	161,660	1,000	4,232,410
BLOCK, MICHAEL	8	18	1,210,300	9	53,650
BOLTUCH, ROBERT	114	79	278,105	454	2,709,597
BONE, MELANIE	596	697	3,369,175	3,540	16,024,590
BRESKY, KENNETH	20	210	806,400	219	848,400
BRISKIN, ROBERT	<5			<5	1,400
BROWN, NEAL	12	108	1,512,000	108	1,512,000
BROWN, RYAN	6	6	17,850	23	59,690
CAMERON, BLAINE	48	22	162,750	85	489,446
CANASI, JAVIER	378	315	3,841,580	1,834	22,746,915
CANAVES-NUNEZ, SONIA	28	51	206,760	65	288,470
CARIDI, STEVEN	32	55	268,740	116	585,110
CARR, ORLON	322	1,114	32,652,451	1,603	54,201,854
CELIGOJ, FRANK	<5	5	7,000	10	67,880
CHAPMAN, GLENN	52	14	67,620	183	812,529
CHRZAN, DOMINIK	544	3,508	37,717,360	3,662	39,947,410
CICHOWICZ, IVAN	<5	<5	5,100	13	28,702
COHEN, AARON	121	133	4,256,510	331	8,146,624
COLLINS, ROBERT	7	6	17,500	27	104,860
CONLEN, RICHARD	17	43	212,550	76	1,036,800
COOPER, HARRY	51	62	5,060,190	257	15,458,070
COSTELL, BRIAN	166	544	2,858,814	689	4,311,344
DAVIS II, CEDRIC	12	5	78,400	21	366,100
DAVIS, MITCHELL	1,030	2,232	8,439,030	7,463	41,394,169
DELTOR, PIERRE	<5	6	48,300	6	34,300
DELUCA, JOHN	35	51	1,310,600	154	3,407,700
DELUCA, MARK	42	60	550,900	183	2,199,050
DHANDA, ANAND	<5	20	234,150	14	169,050
DIAMOND, PAUL	8	69	748,480	69	752,620
DISCEPOLA, CONSTANTINA	252	1,635	19,261,370	1,743	10,636,282
DRUCKER, RICHARD	27	<5	33,600	127	1,404,825
DUDLEY, ROBERT	715	732	1,800,210	3,143	14,864,330
DURAN, ROBERTO	137	341	1,158,396	685	2,476,976
EISENBERG, BRUCE	12	124	260,400	120	252,000
EL-HADDAD, AHMED	1,135	1,142	4,894,920	5,653	30,132,675
ETTEDGUI, DANIEL	71	39	162,050	185	806,050
FERREIRA, MICHELLE	47	60	198,555	141	623,940
FICHMAN, HERBERT	77	379	2,861,050	561	4,894,085
FIDEL, JEFFREY	1,014	9,158	96,604,600	9,099	96,042,350
FORTIER, DANIEL	70	327	2,256,100	342	1,899,420
FRIEDMAN, JARROD	46	22	86,530	107	369,339
FRIEDMAN, ROBERT	22	28	66,690	75	127,060
FRISCH, ANNA	33	6	71,400	204	3,194,325
GALANTE, EDGARDO	11	21	21,167	7	4,080
GARIB-SANKAR, ANITA	31	7	25,200	97	357,540
GHEN, MITCHELL	14	27	973,200	44	1,622,350

Table 4. Individual Physician Certifications Overall, and Number of Orders and Total Supply for all Low-THC Cannabis, and all Medical Marijuana, Ordered from October 1, 2018 through September 30, 2019.

Physician County	Number of Physician Certifications	Number of Low-THC Cannabis Orders in all Certifications	Total Supply (mg) Low-THC Cannabis Ordered	Number of Medical Marijuana Orders in all Certifications	Total Supply (mg) Medical Marijuana Ordered
STATEWIDE	460,469	2,705,534	117,245,209,825	3,337,313	129,631,509,713
GIONIS, THOMAS	321	63	499,350	1,371	13,999,475
GIOVANELLI PORRATA, CLAUDIA	<5	<5	1,200	<5	600
GIRARD, JOHN	94	82	293,514	183	1,256,715
GLOVER, LESLEY	43	182	1,213,990	246	1,705,640
GOLGOTIU, ADRIAN	<5	<5	3,640	<5	7,000
GRABER, MYLISSA	40	113	433,944	217	963,180
GUNTHER, ROBERT	<5	<5	16,800	6	16,380
GUTHRIE, JENNIFER	1,229	7,687	64,323,744	9,747	133,807,818
HAO, YIHONG	16	12	32,620	11	44,800
HAYM, JEROME	779	4,932	62,030,600	8,035	2,032,223,175
HEVERT, DAVID	19	48	617,780	20	378,180
HORVATH, EDWARD	<5	<5	<5	<5	8,400
HOUSS, CAROLYN	7	26	155,400	32	178,500
HUNT, CHRISTOPHER	80	149	927,150	236	5,996,845
HUQ, ZAHIDUL	13	14	8,200	49	76,230
HUTTON, BRETT	19	5	13,300	63	217,560
JAFFE, KENNETH	51	24	42,688	187	350,320
JARIAL, RAVINDER	<5	<5	4,200	<5	<5
JAVED, MOHAMMAD	140	24	133,700	666	4,470,960
JEWELWICZ, DANIEL	<5	<5	<5	<5	1,400
JORDAN, THOMAS	<5	<5	14,000	7	54,600
JUSINO, EDUARDO	173	349	1,517,110	864	5,352,390
KAPLAN, EDWARD	7	<5	<5	18	145,600
KATEB, DAVID	10	<5	12,250	17	217,000
KHAN, IRFAN	304	1,494	11,100,450	1,540	11,459,910
KILEY, LINDA	21	69	360,680	82	447,230
LALIA, JOSEPH	<5	<5	<5	<5	<5
LANE, KERRY	23	25	275,730	191	1,740,357
LAROCCA, TULISA	50	22	45,170	124	736,020
LAUX, GARY	58	30	76,000	203	502,190
LEICHMAN, GERALD	402	1,323	7,025,380	2,506	10,282,880
LEVITT, ALISON	<5	<5	17,500	10	38,500
LEWIS, BENNETT	405	1,697	10,018,300	4,517	27,385,400
LICHTSHEIN, GIL	370	285	1,955,233	1,337	17,709,442
LIOGIER-WEYBACK, LUIS ENRIQUE	180	451	4,155,620	1,598	7,761,030
LIPORACE, DAVID	66	15	63,560	180	1,040,620
LIPP, IRWIN	65	14	62,100	228	962,190
LIPSON, BRAD	283	774	42,056,850	1,433	139,539,150
LOPEZ-IVERN, FERNANDO	5	5	399,700	<5	20,650
LOSS, MICHAEL	530	5,577	116,244,400	5,589	153,685,400
LOVINGER, ROBERT	753	5,792	72,631,625	8,150	112,901,390
MALDONADO BURDETTE, EDWIN	763	420	2,318,560	1,179	7,788,090
MANDELL, KENNETH	9	9	131,410	21	253,780
MANSELL, KIMBERLY	13	<5	21,000	50	337,675
MARKS, MITCHELL	6	21	139,440	29	175,840
MARTINEZ, GLADYS	311	2,283	30,077,785	2,443	31,237,335
MARTINOFF, RICHARD	13	23	88,480	31	108,240
MASSE, NICOLA	1,176	6,137	76,426,100	11,300	178,552,955

Table 4. Individual Physician Certifications Overall, and Number of Orders and Total Supply for all Low-THC Cannabis, and all Medical Marijuana, Ordered from October 1, 2018 through September 30, 2019.

Physician County	Number of Physician Certifications	Number of Low-THC Cannabis Orders in all Certifications	Total Supply (mg) Low-THC Cannabis Ordered	Number of Medical Marijuana Orders in all Certifications	Total Supply (mg) Medical Marijuana Ordered
STATEWIDE	460,469	2,705,534	117,245,209,825	3,337,313	129,631,509,713
MATE, LASZLO	7			13	39,830
MATEZ, MITCHELL	<5	6	420,000	<5	210,000
MATILSKY, MERNA KAREN	106	173	554,055	516	1,542,345
MCCORMICK, MARK	<5	<5	4,200	6	38,500
MEISELMAN, HOWARD	1,024	682	2,514,595	4,808	17,643,977
MENDELOW, GARY	1,280	2,133	7,448,410	7,271	39,405,700
MERSON, MARCIE	79	272	2,398,680	279	2,431,280
MEWAR, SEETAL	43	96	302,790	95	291,635
MILLER, ADRIENE	48	64	388,650	167	1,278,190
MONTALVAN, JORGE	<5			<5	4,200
MONTOYA, JACQUELINE	52	196	739,722	310	1,245,079
MOORE, CELINA	<5	<5	2,800	<5	700
MORAES, BRIAN	84	500	4,143,160	529	4,392,430
MORGAN, ANNE	4,833	10,702	61,279,626	19,741	158,427,528
NAM, PEDRO	98	175	1,036,535	387	2,652,665
NIR, ITZHAK	17	<5	10,050	97	503,350
NOBLE, ANJALI	15	10	59,500	65	1,448,300
OLIN, MICHAEL	26	62	199,500	115	455,000
ORELUS, EMMANUEL	7			10	59,000
PARIKH, NAVAL	9	11	57,850	28	906,750
PARIS, MARK	98	74	1,186,500	342	7,351,700
PARRILLA ROSARIO, EDWIN	26	10	19,910	39	111,140
PESSAH, ARYEH	73	114	393,870	179	592,555
PICKHOLTZ, DOV	591	908	1,838,490	2,494	6,128,875
PROVOST, TYLER	14			34	76,570
QUINONEZ, GERARDO	27	25	35,200	45	74,658
RAJAMANICKAM, SURESH	9	32	102,740	39	128,190
RAKOFSKY, JONATHAN	15	14	129,780	30	223,300
RAMIREZ, ANGELICA	<5	9	3,747,100	9	3,659,600
RATHBUN, KATHLEEN	88	163	613,740	410	1,797,522
ROBERTS, EVANS	<5	<5	59,500	<5	52,500
RODELL, SUSAN	<5			<5	2,000
ROSENBLATT, MELANIE	65	184	527,890	277	820,970
ROSSELLI, MATTEO	<5	6	14,700	6	76,650
ROWLAND, WILLIAM	150	708	5,009,930	758	5,825,500
RUBIN, STUART	19	15	15,480	26	48,638
RYMER, WILLIAM	1,785	6,771	96,546,332	12,500	130,493,630
SABIDO, MICHAEL	62	79	173,308	219	762,130
SADOW, SAMUEL	1,127	9,183	124,584,146	9,463	136,835,055
SANCHEZ, PEDRO	80	67	322,410	301	1,262,590
SCHNEIDER, ROBERT	127	377	2,283,390	531	3,233,310
SCHOLLE, JANET	<5	<5	1,050	6	5,625
SCHWARTZ, PAUL	51	97	3,385,820	127	34,654,820
SCHWARZ, HAROLD	13	14	78,890	42	372,630
SEIDELMAN, RICHARD	69	22	40,940	186	303,012
SEMEL, LEWIS	14			42	112,960
SEVERSON, KAREN	6	<5	15,500	6	196,375
SHARMA, SHEKHAR	<5	<5	45,500	7	239,050

Table 4. Individual Physician Certifications Overall, and Number of Orders and Total Supply for all Low-THC Cannabis, and all Medical Marijuana, Ordered from October 1, 2018 through September 30, 2019.

Physician County	Number of Physician Certifications	Number of Low-THC Cannabis Orders in all Certifications	Total Supply (mg) Low-THC Cannabis Ordered	Number of Medical Marijuana Orders in all Certifications	Total Supply (mg) Medical Marijuana Ordered
STATEWIDE	460,469	2,705,534	117,245,209,825	3,337,313	129,631,509,713
SHESTACK, ADAM	24	78	415,650	66	330,550
SIDDIQUI, SAMUEL	1,039	2,921	14,822,895	6,054	33,213,425
SILVER, STEPHEN	23	12	10,500	25	35,265
SILVERMAN, JOEL	30	12	26,400	32	132,750
SILVERS, DAVID	<5	<5	4,200	<5	4,760
SINCLAIR, MICHAEL	110	329	2,343,740	468	3,288,160
SINGER, MELISSA	288	1,866	18,056,159	1,973	19,235,200
SLOTNICK, DAVID	10	<5	5,400	8	25,650
SPECTOR, STEVE	937	1,805	23,452,400	10,394	128,630,050
SPIRAZZA, CARL	67	28	115,140	270	1,170,196
STEIN, JEFFREY	875	2,246	13,761,910	2,422	14,931,840
STRATT, BRUCE	453	351	1,407,222	1,820	6,878,965
STRONG, DAVID	200	362	1,467,980	704	2,514,070
SZEINFELD, MARCOS	<5	5	28,800	<5	10,800
TAMBINI, PAMELA	21	32	299,250	124	1,060,010
TARIQ, AMBREEN	1,695	8,853	234,059,200	12,411	292,638,235
TAUBMAN, RANDALL	<5	<5	63,000	<5	2,800
TAYLOR, ALEXANDRA	30	55	469,720	89	865,540
TEMER, ANYA	659	2,909	23,663,385	5,055	29,304,845
TENDLER, ARON	8	<5	600	22	30,350
TUMMINIA, LOUIS	57	6	4,170	130	434,570
VIZCAINO, VANESSA	41	48	226,690	213	1,246,410
WARSHAW, IRA	22	79	450,350	108	635,230
WEINSTEIN, LAWRENCE	90	211	901,240	286	1,255,800
WHELIHAN, MAUREEN	321	394	3,715,595	1,792	15,804,534
WISHNOV, BRUCE	111	431	3,634,810	537	4,362,210
WOLEK, EMILY	1,596	13,842	138,441,970	16,501	162,292,152
WOYOME, STEPHEN	13			18	48,940
YEE, GARVIN	8	<5	720	28	63,900
ZAWADZKI, EDWARD	27	40	432,300	93	1,021,400
ZEMLIN, RICHARD	<5			<5	4,900
ZOPO, ALEX	102	26	190,400	371	2,746,330
Pasco	11,770	68,339	691,576,082	77,343	1,229,700,691
ALFORD MERCIER, CHARLENE	<5	9	348,250	6	222,250
ANDRONICO, KENNETH	404	57	322,850	1,631	12,044,680
BAILEY, TIMOTHY	62	455	6,348,400	443	6,180,400
CANDELORA, PETER	446	516	6,246,480	1,970	15,560,270
CONDON, JAMES	18	21	123,120	40	268,640
DE LA GARZA, MIGUEL	76	40	450,800	127	464,660
FERREIRA, ROBERT	539	3,368	29,016,260	4,489	38,849,940
FIETSAM, ROBERT	76	12	79,100	320	2,504,320
FORMAN, MITCHELL	400	18	118,020	913	4,875,216
HASHIM, MARK	3,532	32,477	464,340,050	32,681	469,624,030
HAYNES, ERIC	41	<5	2,400	161	1,826,110
HERSON, DAVID	6	27	48,300	24	39,900
HIGGINS, CYNTHIA	38	80	674,840	153	1,330,450
KARAGIOZIS, MICHAEL	<5			15	88,180

Table 4. Individual Physician Certifications Overall, and Number of Orders and Total Supply for all Low-THC Cannabis, and all Medical Marijuana, Ordered from October 1, 2018 through September 30, 2019.

Physician County	Number of Physician Certifications	Number of Low-THC Cannabis Orders in all Certifications	Total Supply (mg) Low-THC Cannabis Ordered	Number of Medical Marijuana Orders in all Certifications	Total Supply (mg) Medical Marijuana Ordered
STATEWIDE	460,469	2,705,534	117,245,209,825	3,337,313	129,631,509,713
LOGUIDICE, MICHAEL	881	5,485	34,169,029	6,312	414,242,995
MA, LI	47	103	128,470	102	106,815
MARKUS, PETER	387	610	3,719,360	2,304	25,682,945
PANGANIBAN, RUDOLFO	24	42	86,800	39	78,700
PARILO, KARINA	9	<5	16,700	49	113,620
PATEL, TANMAY	3,976	19,498	111,711,333	19,889	115,110,380
RADICE, PETER	99	23	121,100	126	665,180
RAMIREZ, EDGAR	<5			8	38,150
RUIZ, ESTEBAN	88	275	1,517,800	281	1,599,500
SYED, ASMA	13	75	525,000	76	532,000
VIEIRA, LEONARDO	600	5,144	31,461,620	5,184	117,651,360
Pinellas	46,771	358,254	3,720,605,129	391,027	4,276,878,060
ABDOOL, SHEREZA	36	90	881,550	144	2,499,450
AGIN, BRENT	94	55	284,652	463	2,917,030
ANDERSON, KATHY	107	533	9,493,060	538	9,755,660
ANDRIOLA, MICHAEL	46	144	1,573,400	55	1,483,600
ASARE, KINGSLEY	23	56	250,370	57	390,910
AVERY, LISA	406	3,744	46,410,490	3,998	54,015,691
BALDIZZI, ANTHONY	13	68	454,885	77	522,255
BECKER, DAVID	15	9	126,000	65	3,052,800
BEYER, JOEY	1,038	6,618	45,949,950	6,743	71,670,860
BOTTARO, NICHOLAS	1,891	16,870	178,769,650	16,852	233,533,000
BOWMAN, STEVEN	25	84	500,500	131	731,500
BROWN, LORA	2,392	17,078	153,204,184	18,343	163,401,092
BROWNE-KING, ESTHER	70	621	6,604,500	621	6,604,500
BRUNO, MICHAEL	10	66	693,000	84	882,000
BRUNSON, ADAM	116	123	375,920	501	2,282,895
BUNCH, JENNIFER	147	548	2,107,305	942	4,319,371
CABELLO, DANIEL	132	435	1,658,029	501	2,182,011
CAMPANILE, RICHARD	424	1,992	32,277,030	2,043	32,843,690
CANTON, LARRY	49	106	4,163,560	230	8,983,875
CAPPIELLO, GERARD	<5	<5	31,500	<5	31,500
CARVALLO, EDWARD	1,879	18,777	104,032,250	18,790	129,680,300
CHEESMAN, DAVID	18	216	5,292,000	216	5,292,000
CHIARELLO, NANCY	507	4,539	47,564,700	4,523	47,382,700
CHIPMAN, HOWARD	101	212	1,348,520	502	3,527,582
CHUNG, CHARLES	881	7,941	83,550,450	7,915	83,744,260
CORZO, HECTOR	33	76	130,120	96	352,240
CROWLEY, EMILY	917	7,977	76,534,030	8,233	79,168,090
DECOSMO, JOHN	731	377	2,325,856	3,180	20,009,036
DELUCIA, EUGENE	67	85	1,357,338	322	3,283,754
DEUTSCHER, EDWARD	160	365	3,404,810	442	2,776,145
DEVRIES, BENJAMIN	7	<5	6,300	5	5,600
DIDONNA, MICHAEL	106	158	1,007,960	367	2,507,040
DRYER, JOSEPH	598	1,318	9,652,912	3,319	34,119,807
ELLIS, NATALIE	1,030	9,068	69,817,050	9,264	73,119,880
FINE, STEVEN	15	138	2,457,000	138	2,457,000

Table 4. Individual Physician Certifications Overall, and Number of Orders and Total Supply for all Low-THC Cannabis, and all Medical Marijuana, Ordered from October 1, 2018 through September 30, 2019.

Physician County	Number of Physician Certifications	Number of Low-THC Cannabis Orders in all Certifications	Total Supply (mg) Low-THC Cannabis Ordered	Number of Medical Marijuana Orders in all Certifications	Total Supply (mg) Medical Marijuana Ordered
STATEWIDE	460,469	2,705,534	117,245,209,825	3,337,313	129,631,509,713
GARCIA-LEYVA, GISELA	<5	<5	15,532	6	57,252
GILROY, PATRICIA	17	101	689,000	112	760,900
GOLDSTEIN, GARY	92	594	4,361,625	589	4,438,975
GROSSGOLD, ANDREAS	<5			10	35,140
HAYNES, SHERYL	288	600	35,785,760	1,248	98,897,180
HORNER, TAMI	53	471	6,493,390	475	6,535,600
HOSSAIN, IMTIAZ	32	56	196,420	88	283,980
KAMAJIAN, GEORGE	1,009	438	13,715,200	2,390	58,351,490
KAUZLARICH, JOHN	18	109	691,860	113	702,010
KHALAF, MOHAMED ABDEL	10	93	2,499,000	87	2,310,000
KHAN, ABRAHAM	541	2,572	18,607,260	3,738	26,117,780
KHOUSAKOUN, SOMPHANH	11	67	196,350	13	80,500
KOTAK, TANUJA	21	8	32,900	24	157,700
LANDAU, IRWIN	19	171	1,795,500	171	1,795,500
LANDRY, ABNER	11	<5	43,080	15	354,300
LEIMBACHER, JEFFREY	1,496	13,046	105,999,500	13,077	107,447,800
LESLIE, FRED	11	<5	5,280	87	297,736
LEVINE, BRETT	120	292	955,980	722	1,769,560
LIBREROS-CUPIDO, JAIRO	45	9	21,700	68	416,440
LIN, JENG	49	227	1,897,920	232	1,996,060
MAINOR, HENRY	217	1,286	8,503,020	1,305	8,514,878
MARGOLIN, JERRY	606	4,040	65,945,400	5,277	84,145,100
MAZA, RICHARD	53	117	3,131,060	218	14,170,200
MEADOWS, WILLIAM	242	102	995,560	1,153	20,375,791
MONROE, KAREN	736	5,426	39,933,710	6,939	44,627,250
MONSON, ANTONIO	683	6,030	75,438,770	6,073	77,829,760
MURRAY, MICHAEL	<5	24	280,000	24	280,000
NIELSEN, JAMES	246	2,892	40,216,440	2,891	40,213,600
NUTINSKY, CHARLES	1,965	17,590	184,811,000	17,567	184,641,250
OLSZEWSKA, PAULINA	625	5,613	58,921,800	5,613	58,921,800
OSTRZENSKA, KATARZYNA	<5	6	12,600	6	6,580
PALANCA, EDUARDO	519	2,881	51,952,800	2,880	51,833,560
PHILLIPS, BRANDI	55	507	7,179,600	508	7,072,000
POLLAN, ALINA	39	170	823,784	170	838,570
POLLOCK, DIANA	82	342	2,394,867	409	2,772,488
RIKER, SYLVAN	882	8,341	48,334,370	8,344	59,404,870
RINDE, JOHN	499	4,869	29,341,660	4,870	34,324,950
ROBINSON, STACEY	17	40	127,180	41	125,480
RODRIGUEZ, KATHERINE	13	29	162,100	40	376,680
ROPHIE, RALPH	973	3,469	19,718,980	13,982	99,637,226
ROSEWATER, STANLEY	823	6,823	42,673,680	6,832	49,033,690
ROSIN, JOSEPH	<5	10	140,000	15	203,000
ROTHMAN, JACK	2,861	25,703	271,143,680	25,559	269,980,180
SALCEDO, STEPHEN	528	4,731	49,728,000	4,725	49,728,000
SAMUELSON, HEATHER	189	1,701	17,860,500	1,701	17,923,500
SANKOORIKAL, ANTONY	11	16	11,180	33	54,600
SCHNEIDER, JEAN-RAPHAEL	317	823	2,527,200	1,541	5,752,722
SCHOW, DENISE	2,755	24,714	260,183,250	24,706	260,373,350

Table 4. Individual Physician Certifications Overall, and Number of Orders and Total Supply for all Low-THC Cannabis, and all Medical Marijuana, Ordered from October 1, 2018 through September 30, 2019.

Physician County	Number of Physician Certifications	Number of Low-THC Cannabis Orders in all Certifications	Total Supply (mg) Low-THC Cannabis Ordered	Number of Medical Marijuana Orders in all Certifications	Total Supply (mg) Medical Marijuana Ordered
STATEWIDE	460,469	2,705,534	117,245,209,825	3,337,313	129,631,509,713
SCHOW, DOUGLAS	1,661	14,990	158,013,250	14,998	158,590,810
SHAH, SADHANA	10	<5	12,200	17	75,980
SHAPIRO, DAVID	86	539	3,379,950	530	3,463,600
SINAIKIN, PHILLIP	57	335	5,148,500	380	5,463,500
SIRNA, ELIZABETH	33	144	1,296,200	214	2,297,635
SPRINGS, JULIA	1,067	8,794	141,068,650	9,735	159,992,600
STOICI, ROXANA	7	31	206,080	31	203,000
STRIKOWSKY, STUART	934	8,373	87,869,400	8,373	88,019,360
SUBRAMANIAN, VALLI	<5	12	15,750	12	16,800
SZABO, BRIAN	3,364	30,166	317,599,950	30,174	321,598,060
TAHIRAJ, GENTI	77	657	15,105,800	645	14,719,300
TALATI, AMAR	552	1,634	27,179,960	2,685	37,603,720
TAYLOR, MARC	5	39	505,200	48	685,000
TEEKELL-TAYLOR, LEAH	335	2,639	36,576,600	2,719	37,805,800
TEYTELBAUM, RENATA	161	735	2,905,990	790	3,512,378
THOMAS, MARI	2,075	21,240	296,252,150	21,198	307,361,780
VAN BENSCHOTEN, CHRISTOPHER	1,363	10,709	145,568,100	12,335	176,049,050
VERMA, DEEPA	52	235	3,858,000	236	3,865,280
WALLACE, ROBERT	13	<5	83,600	61	1,518,000
WESTON, KHALILAH	31	16	370,080	143	1,810,505
YCAZA, LUIS	465	4,427	55,356,940	4,429	55,336,500
ZHENG-SMITH, WENTING	543	4,883	51,446,500	4,884	51,393,300
Polk	4,516	23,819	253,488,106	29,809	594,809,077
AHLUWALIA, PRAMJEET	14	25	169,400	25	169,400
ALVARADO, RONY	22	66	462,000	66	462,000
BOLARAM, JAYANTH	127	78	858,575	326	3,840,675
HUANG, CHARLES	39	67	588,020	117	1,182,400
ISSAR, JEETENDRA	46	10	37,840	96	484,520
ISSAR, REKHA	35	23	72,500	58	250,600
JORGE, JAIME	24	89	216,300	<5	45,500
KALAN, SHIVAM	<5	14	19,600	14	31,500
KAUFMAN, SETH	17	57	140,350	82	242,270
KHAN, AFTAB	31	7	21,000	49	178,075
LOUISVILLE, TOMMY	157	8	40,730	201	710,020
MIRANDA, FERNANDO	36	366	5,478,000	366	5,475,200
MONDELLO, CHRISTOPHER	786	10,023	34,056,070	9,310	58,463,580
MOORE, JAMES	23	32	45,780	32	231,000
NAVARRO, RICARDO	14	55	391,380	78	568,680
OKAFOR, CHUKWUKA	8	14	19,320		
ROBINSON-FARAH, GRAHAM	801	277	1,280,071	2,338	12,349,807
RUBENSTEIN, LISA	<5	<5	1,400	<5	1,400
SAYLOR, JASON	50	143	996,800	149	1,038,800
SCHWARTZ, JEFFREY	2,101	12,160	205,117,480	15,996	505,098,475
SMITH, WANDA	<5	14	171,600	27	326,750
TORRES, BENITO	81	210	2,816,770	273	2,492,525
VERNIER, ERIC	96	79	487,120	201	1,165,900
Putnam	40	74	650,415	93	806,975

Table 4. Individual Physician Certifications Overall, and Number of Orders and Total Supply for all Low-THC Cannabis, and all Medical Marijuana, Ordered from October 1, 2018 through September 30, 2019.

Physician County	Number of Physician Certifications	Number of Low-THC Cannabis Orders in all Certifications	Total Supply (mg) Low-THC Cannabis Ordered	Number of Medical Marijuana Orders in all Certifications	Total Supply (mg) Medical Marijuana Ordered
STATEWIDE	460,469	2,705,534	117,245,209,825	3,337,313	129,631,509,713
PENDRAK, ROBERT	40	74	650,415	93	806,975
Santa Rosa	1,032	7,143	83,910,080	7,443	86,854,980
BARBER, LAURA	240	2,160	25,319,000	2,160	25,319,000
BROWN, RACHEL	311	2,486	34,682,200	2,500	34,912,400
CABREROS, FLORA LORNA	15	<5	15,640	27	52,440
GARG, PURUSHOTTAM	93	63	246,120	172	1,008,910
HUDSON, JANICE	19	<5	10,920	90	443,730
IGLEBURGER, JAMES	234	1,613	10,863,200	1,648	11,744,500
SHARP, ELAINE	84	563	11,057,500	562	11,072,500
VIGLIONE, DEBORAH	36	250	1,715,500	284	2,301,500
Sarasota	25,027	197,345	5,219,678,008	208,723	3,752,428,552
ANGELASTRO, NICHOLAS	279	439	4,045,890	1,151	13,715,970
ARISTIMUNO, JOAQUIN	103	475	7,616,800	497	8,056,000
ARNE, ELMER	18	37	503,600	94	1,259,800
AUNG-DIN, RONALD	791	4,551	81,747,293	4,732	87,314,735
BENZING, PEGGY	805	6,816	94,547,214	7,053	253,645,350
CHEN, WELLINGTON	122	1,080	13,830,450	1,087	18,186,450
COLE, WILLIAM	113	65	314,880	705	4,349,394
DE LOACH, VICTOR	115	1,439	48,874,000	1,436	48,769,000
DIENER, HOWARD	147	56	3,820,050	227	13,076,670
ELSBREE, SCOTT	<5	45	630,000	45	630,000
ERB, DONALD	456	1,305	8,253,245	2,132	14,722,785
FARAG, NAGY	1,778	14,946	171,838,740	14,936	181,273,628
FERNANDEZ, PETER	<5	<5	14,000	<5	56,000
GAUDIEL, REMO	269	2,408	34,120,900	2,405	34,078,200
GERMAIN, JACQUELINE	559	5,020	52,984,462	5,024	53,137,478
GORDON, BARRY	5,665	50,899	2,271,520,680	50,864	1,264,063,980
GRUBBS, GERALD	417	3,871	53,970,800	3,958	68,221,900
GUPTA, VIRIND	35	18	229,819	61	1,318,825
HALIM, TARIQ	143	663	6,882,750	968	13,112,642
HARRIS, JUSTIN	34	13	138,600	150	314,400
HARVEY, FRED	72	328	2,737,685	447	3,788,540
HENSON, KENNETH	<5	<5	17,500	5	35,250
HOFFMEISTER, TIMOTHY	2,475	21,953	522,477,310	21,959	519,158,870
HUME, DANIEL	9	84	16,800,000	84	16,800,000
IZMIRLIAN, DOROTHY	24	21	815,200	88	2,332,200
KALNOKY, ACHILLES	1,084	4,598	47,367,670	8,047	82,622,040
KUNSTMAN, HEIDI	574	5,164	144,481,600	5,146	144,002,800
LEXOW, STEPHEN	<5	9	94,500	9	94,500
MAMUS, STEVEN	7	<5	4,200	13	91,000
MARA, ROBERT	242	932	7,739,380	1,852	11,314,800
MASON, CLAUDE	73	256	9,791,800	293	11,346,100
MAURIELLO, JOHN	<5	<5	84,000	<5	84,000
MERRITT, LISA	14	40	230,800	60	145,180
PATEL, GIRISH	8	64	236,250	84	265,125
PFHLER, KENNETH	149	894	12,168,620	935	12,807,900
SIMOVITZ, RICKY	25	<5	42,000	189	3,924,000

Table 4. Individual Physician Certifications Overall, and Number of Orders and Total Supply for all Low-THC Cannabis, and all Medical Marijuana, Ordered from October 1, 2018 through September 30, 2019.

Physician County	Number of Physician Certifications	Number of Low-THC Cannabis Orders in all Certifications	Total Supply (mg) Low-THC Cannabis Ordered	Number of Medical Marijuana Orders in all Certifications	Total Supply (mg) Medical Marijuana Ordered
STATEWIDE	460,469	2,705,534	117,245,209,825	3,337,313	129,631,509,713
STEIN, DANIEL	3,589	38,772	1,240,619,720	38,636	459,895,940
TAYLOR, JANET	15	35	1,555,188	91	3,926,568
THORNLEY, VIRGINIA	373	2,147	22,120,175	2,227	23,039,250
TRAVNICEK, PETRA	19	27	57,190	57	113,245
VASS, SUZANNA	6	15	166,950	14	156,800
WOLPMANN, MICHAEL	282	2,052	25,853,525	2,046	25,769,525
ZALKIN, ADALINE	4,126	25,798	308,332,572	28,909	351,411,712
Seminole	8,240	43,889	461,466,695	58,482	677,508,840
ALONSO, KENNETH	12	14	52,470	16	38,590
BALDWIN, ALICIA	59	414	5,304,200	476	4,089,080
BRINSON, ASHTON	618	637	5,558,620	4,063	55,812,570
BRUNO, PATRICIO	<5	21	1,347,500	21	1,347,500
BURROWES, ADRIAN	87	53	164,020	260	816,370
CANNIZZARO, JOSEPH	<5	<5	24,000	6	168,000
CEDENO, JOSE	1,262	5,679	59,535,815	9,586	100,495,245
CHANLATTE-ITHIER, MARINO	1,707	12,352	151,743,320	15,459	190,421,296
FLETCHER, BRANDON	726	5,687	43,153,537	6,068	51,436,485
HOFFEN, BRUCE	<5	<5	10,200	<5	600
MACISAAC, KATHLEEN	77	343	2,072,610	379	2,411,945
MILTENBERGER, CHESTER	901	4,958	44,168,563	5,208	46,398,016
MORALES, ALLAMM	<5	<5	38,400		
NAGALAPADI, VENKATESH	62	57	263,720	161	930,026
OH, GREGORY	110	173	383,390	133	360,030
RICHARDSON-PRICE, MARLA	454	2,799	24,411,010	2,807	24,520,630
SCHLAPPER, BRENT	855	1,047	19,998,450	3,891	88,686,387
SEIFERT, WALTER	203	79	475,650	252	1,149,460
SELSKY, CLIFFORD	38	46	2,512,320	166	7,424,860
ZELIKOVSKY, SHIRLEY	1,060	9,523	100,248,900	9,529	101,001,750
St. Johns	4,803	23,710	230,271,104	33,287	325,566,992
CARTWRIGHT, JOSEPH	130	603	3,869,135	627	3,553,195
CORNEAL, SCOTT	30	26	52,574	60	64,871
COVINGTON, DONALD	<5	<5	42,000		
ECKERT, ROBERT	1,442	12,841	134,552,250	12,820	135,413,550
ELKINS, ROBERT	809	708	7,020,600	6,167	73,941,644
FREIDENSTEIN, JAMES	79	249	1,467,090	289	1,311,780
GIBSON, GREGORY	<5	<5	5,200	<5	3,600
GRIFFIN, RYAN	39	314	4,337,200	320	4,416,800
HENRY, JOSHUA	1,399	5,504	35,964,265	8,457	53,676,172
LONG, ADRIAN	490	2,833	40,602,950	3,074	49,147,150
MODEL, DMITRIY	183	441	1,366,140	923	2,123,980
SOLEYMANI, SAMAN	167	59	136,600	379	837,650
TOCHTENHAGEN, CHLOE	33	126	855,100	169	1,076,600
St. Lucie	7,700	48,136	435,677,919	64,593	676,499,373
BALL, ADAM	6	<5	9,240	14	39,588,400
BLUM, MICHAEL	25	18	123,200	36	154,600
CHING, PEGGY	1,796	8,235	74,063,730	17,973	186,796,220
CONIDI, FRANCIS	85	259	1,145,490	239	696,720

Table 4. Individual Physician Certifications Overall, and Number of Orders and Total Supply for all Low-THC Cannabis, and all Medical Marijuana, Ordered from October 1, 2018 through September 30, 2019.

Physician County	Number of Physician Certifications	Number of Low-THC Cannabis Orders in all Certifications	Total Supply (mg) Low-THC Cannabis Ordered	Number of Medical Marijuana Orders in all Certifications	Total Supply (mg) Medical Marijuana Ordered
STATEWIDE	460,469	2,705,534	117,245,209,825	3,337,313	129,631,509,713
DAMERON, DANA	7	<5	4,200	24	26,880
ELLIOTT, PAUL	29	29	65,100	78	161,000
ESCOBAR, JUAN	103	39	124,500	367	1,516,650
EUGENE, JEAN-MARIE	25	158	3,217,800	198	3,991,300
FERNANDEZ MIRO, ULISES	8	<5	600	21	66,190
GLENER, DAVID	9			8	48,900
HILL, JAMES	626	3,968	22,496,173	4,014	44,843,045
HOPPE, LEIGH	<5			<5	1,500
IANNOTTI, NICHOLAS	70	199	4,740,600	367	6,978,500
KAUFFMAN, DEBORAH	118	95	312,030	469	1,694,820
LAMPARD, WILLIAM	152	50	141,475	640	2,107,673
MCCAIN, JESSICA	3,150	26,809	225,434,120	29,892	260,375,091
PORRAS POLO, ERNESTO	12	5	51,100	37	316,350
POTO, ANTONIO	67	163	1,190,380	235	1,885,730
RINCON, GEORGE	30	241	1,778,560	297	2,149,520
ROSEN, SETH	13	51	966,700	58	1,018,500
SCHMIDT, PAUL	8	9	137,456	15	258,676
SIGMAN, TIMOTHY	839	5,501	86,966,890	6,638	103,359,000
SWANSON, PAUL	24	60	1,183,000	155	2,394,800
SWARTZ, SIDNEY	<5			<5	9,100
WERTHEIM, MICHAEL	13	40	793,200	68	1,885,200
YECKES RODIN, HEATHER	66	250	4,781,000	390	6,735,120
ZELINKA, MAUREEN	417	1,951	5,951,375	2,357	7,439,888
Sumter	4,208	13,308	254,742,322	30,547	1,082,199,752
BELL, MARGARET	7	26	217,000	26	229,600
BISBY, SHERI	466	447	120,864,670	2,406	712,752,950
CASTALDO, JOHN	144	62	2,520,000	253	8,903,650
DSTTEFFANO, DANIEL	82	<5	224,000	240	5,205,250
ECKLIND, JERROLD	57	273	1,911,000	273	1,942,150
HANNUM, ROBERT	3,428	12,466	128,813,152	27,270	352,494,152
OLLIVIERRE, CARL	15	25	112,000	36	143,500
RAMIREZ, GERARDO	8	5	80,500	43	528,500
SERRA, HIGINIO	<5				
Suwannee	248	284	42,461,920	1,880	92,906,355
MOORE, EDWIN	248	284	42,461,920	1,880	92,906,355
Volusia	15,056	100,462	1,804,563,167	113,132	1,536,998,603
BENEZETTE, ALYN	1,736	7,493	222,750,350	11,545	346,659,720
BENTLEY, JAMES	809	5,516	636,859,950	5,633	163,541,780
BERNARD, JOHNNY	3,037	29,336	347,079,075	29,293	349,970,463
BOHANNON, JOHN	7	7	62,120	20	85,440
BRADY, WILLIAM	<5	8	36,750	6	28,350
CHANMUGAM, JAY	172	12	86,800	526	3,367,605
CHEWNING, JOHN	197	236	3,347,376	1,067	9,576,167
COLLAZO, SYLVIA	32			50	480,550
CORAK, JEFFREY	<5	20	140,000	20	140,000
CROUCH, EUGENE	5	30	472,500	21	315,000
DUREN, LAURA	11			41	1,908,240

Table 4. Individual Physician Certifications Overall, and Number of Orders and Total Supply for all Low-THC Cannabis, and all Medical Marijuana, Ordered from October 1, 2018 through September 30, 2019.

Physician County	Number of Physician Certifications	Number of Low-THC Cannabis Orders in all Certifications	Total Supply (mg) Low-THC Cannabis Ordered	Number of Medical Marijuana Orders in all Certifications	Total Supply (mg) Medical Marijuana Ordered
STATEWIDE	460,469	2,705,534	117,245,209,825	3,337,313	129,631,509,713
ESMAIL-RAWJI, ADAM	<5	9	31,500	9	10,500
FELDMAN, ANDREW	56	5	58,100	145	1,193,490
GAREWAL, MANDEEP	54	118	295,725	123	357,405
HALL, PAULA	143	325	1,315,953	899	4,816,198
HANFLINK, NATHAN	1,328	4,389	27,250,929	6,782	50,125,855
JACKSON, ALLEN	33	84	252,000	84	252,000
JEPMA, JOHN	39	<5	7,000	167	626,535
KENDRICK, MARK	16	<5	87,500	43	193,050
KENT, ROBERT	65	244	1,255,160	432	2,075,600
KONICEK, ONNA	8	8	38,500	23	49,000
MIRABELLI, JORGE	313	32	61,220	517	1,318,925
NAIR, SANTOSH	<5			6	17,780
OLUSEGUN, TINUADE	5,184	46,124	486,039,000	46,068	487,949,000
ONYEMA, JUDEPATRICKS	70	<5	21,000	253	2,802,481
PARADIS, KRISTYNA	11	10	93,800	40	394,600
PARNELL, JOHN	172	350	2,561,420	557	3,817,750
PICCHIELLO, ANTHONY	60	272	2,106,539	297	2,501,332
POTTER, WILLIE	80	161	1,108,800	252	1,794,500
POTTS, RICHARD	<5	<5	70,000	6	65,100
RYAN, LORRAINE	100	822	8,353,650	839	8,096,850
SCHEFSKY, HARVEY	65	20	46,920	306	893,460
SCOTT, CLARENCE	<5	8	1,897,000	22	9,343,250
SHEMIRANEI, SAIED	86	376	1,736,760	463	2,353,940
SPENCER, ROGER	26	238	3,297,000	250	3,496,500
TIKKU, DEEPAK	11	<5	12,800	15	84,830
TRAPANI, VICENTE	264	1,678	22,675,000	2,230	33,064,000
VAN DIEPEN, PATRICIA	377	2,216	31,011,600	2,220	34,135,000
VINTIMILLA, MARIA	<5	23	514,000	26	596,400
VISVALINGAM, BHANU	<5			13	22,380
WATRY, STEVEN	118	29	154,890	343	2,102,764
WULFF, KRISTIN	28	88	1,036,350	131	1,252,270
YEE, JOHN	320	166	338,130	1,349	5,122,543
Walton	4,267	32,908	289,002,641	35,054	314,517,963
AESCIO, BRENDA LIZ	2,745	24,678	238,681,800	24,540	244,988,380
BLOUNT, CALVIN	326	1,927	6,945,950	1,998	7,752,937
CHERN, RICHARD	7	39	283,500	39	283,500
CLARK, LISA	103	788	3,174,875	793	3,205,975
FAWAZ, FAWZI	10	63	441,000	63	441,000
HIGHT, PERRY	162	380	4,824,100	677	8,596,690
JOHN, THOMAS	187	1,464	9,252,200	1,538	9,858,050
JOHNSON, STEPHANIE	679	3,482	24,779,716	5,212	38,039,196
PICHARDO, NELSON	8	<5	31,500	20	155,275
PUGLIA, JACQUELYN	40	84	588,000	174	1,196,960
Washington	752	839	6,534,480	3,764	39,534,336
LAPUZ, LAURO	752	839	6,534,480	3,764	39,534,336
Not Practicing	2,221	17,888	231,370,320	17,905	346,468,040
BERK, STUART	<5			6	25,200

Table 4. Individual Physician Certifications Overall, and Number of Orders and Total Supply for all Low-THC Cannabis, and all Medical Marijuana, Ordered from October 1, 2018 through September 30, 2019.

Physician County	Number of Physician Certifications	Number of Low-THC Cannabis Orders in all Certifications	Total Supply (mg) Low-THC Cannabis Ordered	Number of Medical Marijuana Orders in all Certifications	Total Supply (mg) Medical Marijuana Ordered
STATEWIDE	460,469	2,705,534	117,245,209,825	3,337,313	129,631,509,713
HAMMESFAHR, WILLIAM	<5			<5	14,000
REICH, NORBERT	<5	<5	2,820	<5	540
SCHULMAN, ROBERT	2,218	17,886	231,367,500	17,896	346,428,300
Out of State	3,203	25,483	504,068,410	27,974	380,743,432
CAMPBELL, JAMES	29	348	4,872,000	348	4,872,000
CAPUANO, MATTHEW	<5			<5	700
COLE, SHOLA	437	3,546	42,838,950	3,657	39,973,150
GELFAND, PETER	37	27	81,240	169	490,112
LAKIN, RYAN	5	9	19,250	15	32,900
LEVITT, DAVID	668	4,842	59,186,000	5,282	64,712,950
MAAROUF, JOHN	236	420	2,892,390	1,277	8,610,340
RENO, LETICIA	26	<5	28,000	62	583,000
ROSS, HARRIS	<5	11	131,600	<5	4,200
TOLENTINO, JACLYN	<5			6	12,510
TRONSHAW-GETTINGS, NAPATIA	51	516	10,836,000	516	10,836,000
UPHUES, MICHAEL	11	<5	15,160	37	287,150
VREDENBURGH, JESSE	13	111	2,352,000	111	2,460,500
WARD, GREGORY	43	384	4,023,450	384	4,023,450
WOLFF, RICHARD	1,012	9,649	146,669,650	10,488	159,529,340
YARD, LAURA	631	5,616	230,122,720	5,619	84,315,130

Table 5. State and County Physician Certifications with Marijuana in a Form for Smoking, Number of Orders, Average Ounces, and Total Supply for all Marijuana in a Form for Smoking Ordered from October 1, 2018 through September 30, 2019.

Physician County	Number of Physician Certifications	Number of Smoking Orders in all Certifications	Smoking -- AVG Ounces Ordered	Smoking -- Total Supply (Oz) Ordered
STATEWIDE	136,861	745,804	13.32	1,822,766.05
Alachua	1,267	6,950	12.90	16,339.39
Bay	2,164	12,928	14.91	32,271.40
Bradford	5	20	7.60	38.00
Brevard	1,809	9,121	12.39	22,421.30
Broward	7,239	38,379	13.01	94,173.09
Charlotte	1,795	10,493	14.59	26,183.00
Citrus	944	5,359	14.16	13,367.90
Clay	1,021	4,926	12.04	12,289.05
Collier	1,241	6,689	13.38	16,598.80
Columbia	34	116	4.23	143.80
Duval	5,928	34,010	14.26	84,557.71
Escambia	3,590	20,756	14.08	50,542.98
Flagler	292	1,737	14.87	4,342.50
Hernando	1,232	6,288	11.75	14,475.00
Highlands	312	1,596	12.45	3,883.50
Hillsborough	10,542	61,018	14.34	151,204.50
Indian River	1,100	6,273	13.57	14,926.40
Jackson	<5	<5	5.00	5.00
Jefferson	1,414	8,452	14.94	21,130.00
Lafayette	249	1,488	14.90	3,711.00
Lake	1,197	6,384	13.27	15,887.64
Lee	10,554	59,010	13.91	146,848.05
Leon	4,435	26,277	14.70	65,191.00
Manatee	963	4,742	12.12	11,670.00
Marion	1,484	7,294	12.02	17,842.50
Martin	1,959	10,408	12.87	25,220.90
Miami-Dade	9,979	49,908	12.21	121,834.20
Monroe	294	1,727	13.35	3,924.50
Nassau	437	1,984	11.35	4,960.00
Okaloosa	1,780	9,121	12.73	22,655.00
Okeechobee	<5	6	0.60	0.60
Orange	7,178	36,556	11.52	82,702.85
Osceola	877	5,068	14.34	12,576.50
Palm Beach	12,209	61,392	12.22	149,206.15
Pasco	3,176	16,860	13.00	41,291.50
Pinellas	14,554	82,571	13.93	202,732.48

Table 5. State and County Physician Certifications with Marijuana in a Form for Smoking, Number of Orders, Average Ounces, and Total Supply for all Marijuana in a Form for Smoking Ordered from October 1, 2018 through September 30, 2019.

Physician County	Number of Physician Certifications	Number of Smoking Orders in all Certifications	Smoking -- AVG Ounces Ordered	Smoking -- Total Supply (Oz) Ordered
STATEWIDE	136,861	745,804	13.32	1,822,766.05
Polk	636	3,440	10.84	6,893.00
Santa Rosa	391	2,100	13.16	5,145.00
Sarasota	7,518	43,701	14.51	109,085.50
Seminole	2,648	14,453	12.22	32,365.70
St. Johns	1,232	6,018	11.03	13,585.50
St. Lucie	2,177	11,512	12.81	27,890.00
Sumter	447	2,523	13.74	6,143.00
Suwannee	84	504	15.00	1,260.00
Volusia	4,099	21,897	13.21	54,129.57
Walton	1,463	8,512	14.53	21,251.80
Washington	162	837	12.56	2,034.00
Not Practicing	1,394	6,906	12.38	17,263.50
Out of State	1,354	7,492	13.72	18,571.30

Table 6. Individual Physician Certifications with Marijuana in a Form for Smoking, Number of Orders, Average Ounces, and Total Supply for all Marijuana in a Form for Smoking Ordered from October 1, 2018 through September 30, 2019.

Physician County	Number of Physician Certifications	Number of Smoking Orders in all Certifications	Smoking -- AVG Ounces Ordered	Smoking -- Total Supply (Oz) Ordered
STATEWIDE	136,861	745,804	13.32	1,822,766.05
Alachua	1,267	6,950	12.90	16,339.39
DAVIS, JUSTIN	520	2,504	10.06	5,233.60
GUNN, KATHRYNE	318	1,899	14.93	4,747.29
JANES, DONALD	21	121	14.40	302.50
MALIK, ALEEM	261	1,559	14.90	3,888.50
ODOCHA, INNOCENT	<5	<5	2.50	7.50
WEINSTEIN, ALAN	144	864	15.00	2,160.00
Bay	2,164	12,928	14.91	32,271.40
BARRIO, GEORGE	121	726	15.00	1,815.00
DERKAZ, JEROLD	696	4,173	14.99	10,431.90
EDWARDS, WILSON	4	24	15.00	60.00
FICHTER, LEONARD	182	1,092	15.00	2,730.00
MOLINARI, VINCENT	46	228	11.74	540.00
MONASTERO, JOSEPH	1,077	6,462	15.00	16,155.00
REED, MYRA	4	24	15.00	60.00
TEDTAOTAO, MARIA	28	163	14.55	407.50
ZABIH, ISMAIL	6	36	12.00	72.00
Bradford	5	20	7.60	38.00
DECERCE, JOHN	5	20	7.60	38.00
Brevard	1,809	9,121	12.39	22,421.30
CAPRARO, FRANCES	<5	<5	2.50	2.50
CHANDRA, SUMEET	38	220	14.47	550.00
CROWLEY, SEAN	<5	<5	2.50	5.00
DOMINGUEZ, DAVID	7	8	2.86	20.00
FILIBERTO, FRANK	154	912	14.79	2,277.60
HUNTON, REBECCA	<5	12	15.00	30.00
IRELAND, BRIAN	54	281	12.51	675.50
LEBRON SANCHEZ, JUAN	<5	6	3.67	11.00
LESSER, MICHAEL	77	350	11.13	857.00
LORENTE, MIGUEL	<5	8	8.50	17.00
MADLENER, JOHN	14	84	12.43	174.00
MAZO, JOSSE	307	1,276	10.26	3,150.00
MILEY, JANET	41	244	14.88	610.00
NAMBA, MICHAEL	<5	6	15.00	15.00
NIELSEN, RICHARD	708	3,722	13.14	9,303.20
RADU, MIOARA	25	141	13.98	349.50

Table 6. Individual Physician Certifications with Marijuana in a Form for Smoking, Number of Orders, Average Ounces, and Total Supply for all Marijuana in a Form for Smoking Ordered from October 1, 2018 through September 30, 2019.

Physician County	Number of Physician Certifications	Number of Smoking Orders in all Certifications	Smoking -- AVG Ounces Ordered	Smoking -- Total Supply (Oz) Ordered
STATEWIDE	136,861	745,804	13.32	1,822,766.05
RAGSDALE, VERNICE	216	1,027	10.75	2,321.50
ROJAS, JOSE	<5	6	15.00	15.00
SKADEN, JIBRIL	8	8	2.50	20.00
WOODARD, DANIEL	34	204	15.00	510.00
ZIPPER, KIM	114	603	13.22	1,507.50
Broward	7,239	38,379	13.01	94,173.09
ALHOMSI, ABED	<5	<5	2.50	2.50
AMADI, HEPHARAT	33	198	15.00	495.00
ANSCHUETZ, DANNELL	22	104	11.41	251.00
ARAIZA, JOSEPH	20	37	4.18	83.50
BAEZ, JAVIER	7	40	14.29	100.00
BORISIAK, TATYANA	4	24	15.00	60.00
BRETAL, ANDREA	<5	6	15.00	15.00
BRIONES, LUIS	6	34	14.17	85.00
BUSH, DARIN	4	19	11.88	47.50
COLAK, KAYA	<5	12	12.00	24.00
DARCY, SEAN	175	756	10.16	1,778.50
DAVIDSON, MYRON	19	38	5.00	95.00
EVANS, LILLIAN	218	1,054	11.84	2,581.00
EXELBERT, ERIC	8	48	10.50	84.00
FERNANDEZ, VANIA	4	20	12.50	50.00
FERNANDEZ, WIFREDO	7	34	12.14	85.00
FIELDS, ALLAN	<5	<5	3.50	7.00
FINK, DAVID	35	199	14.21	497.50
FRANK, JAMES	139	653	11.29	1,569.00
GARCIA, BERNARD	44	92	5.23	230.00
GELBARD, STEVEN	372	1,897	12.34	4,589.50
GITTMAN, ALLAN	<5	12	15.00	30.00
GIUFFRIDA, ANTHONY	<5	12	12.00	24.00
GOLDBERG, TODD	<5	18	15.00	45.00
GUTIERREZ, ALVIN	<5	<5	7.50	7.50
HALL, ANTHONY	48	288	14.75	708.00
HEYWOOD, KENDRICK	25	150	14.64	366.00
IRIZARRY-ROMAN, MOISES	12	65	12.79	153.50
ISLAM, ZAMIL	88	480	12.24	1,077.40
JACKSON, ROOSEVELT	7	42	15.00	105.00

Table 6. Individual Physician Certifications with Marijuana in a Form for Smoking, Number of Orders, Average Ounces, and Total Supply for all Marijuana in a Form for Smoking Ordered from October 1, 2018 through September 30, 2019.

Physician County	Number of Physician Certifications	Number of Smoking Orders in all Certifications	Smoking -- AVG Ounces Ordered	Smoking -- Total Supply (Oz) Ordered
STATEWIDE	136,861	745,804	13.32	1,822,766.05
JARVIS, VINCENT	157	942	15.00	2,355.00
JAYSON, MAURY	32	168	11.86	379.50
JOHN, JONES	<5	18	8.00	24.00
KATANICK, CINDY	7	42	15.00	105.00
KELLER, NATHANIEL	24	48	5.00	120.00
KING, DEREK	317	1,511	11.46	3,633.50
KOTTURAN, PAULSON	45	270	15.00	675.00
KOWALSKI, IAN	6	36	15.00	90.00
LENCHIG, SERGIO	24	144	15.00	360.00
LEVY, CARLOS	188	1,128	15.00	2,820.00
MARSH, VICKY	<5	6	6.00	6.00
MAY, MARTIN	<5	6	15.00	15.00
MCCLEAN, JACOB	<5	5	12.50	12.50
MCKENZIE, MICHAEL	41	246	15.00	615.00
MILNE, JAMES	118	283	6.00	707.50
MISHKIN, DAVID	<5	12	13.50	27.00
MURPHY, DEREK	692	3,338	11.89	8,227.40
PANDYA , KAYLESH	<5	12	12.00	24.00
PARZYNSKI, PAMELA	355	2,118	14.77	5,244.00
PEARLBERG, KENNETH	21	121	10.12	212.50
PINKSTON, JAMES	521	2,769	13.06	6,805.50
PROPIS, MELVIN	30	123	9.65	289.50
PULLER, CARRIE ELLEN	<5	18	15.00	45.00
REYES, RENE	47	268	14.06	661.00
RIVERA MENDEZ, JOSE	14	84	15.00	210.00
ROBAINA-GONZALEZ, LUIS	21	120	14.29	300.00
RODRIGUEZ, PAUL	4	7	4.38	17.50
SADDLER, SHAWNETTE	181	699	7.90	1,430.50
SAFF, GARY	46	116	6.21	285.50
SEIFAN, ALON	23	127	13.28	305.50
SHAWN, LESLIE	18	85	11.81	212.50
SILVA, RICHARD	8	35	9.76	78.10
SINGH, ALKA	<5	<5	0.18	0.18
SLAVIN, HERBERT	7	37	13.21	92.50
SMITH, DOUGLAS	13	75	14.42	187.50
SOFAT, ATUL	6	36	15.00	90.00

Table 6. Individual Physician Certifications with Marijuana in a Form for Smoking, Number of Orders, Average Ounces, and Total Supply for all Marijuana in a Form for Smoking Ordered from October 1, 2018 through September 30, 2019.

Physician County	Number of Physician Certifications	Number of Smoking Orders in all Certifications	Smoking -- AVG Ounces Ordered	Smoking -- Total Supply (Oz) Ordered
STATEWIDE	136,861	745,804	13.32	1,822,766.05
SOFF, MATTHEW	28	78	6.96	195.00
SOMMERS, ANDREA	28	104	8.75	245.01
STEINBERG, JEFF	4	8	4.25	17.00
TIRMAL, VIVEK	296	1,767	14.89	4,408.50
TOMCHIK, ROBERT	<5	<5	3.00	3.00
VICE, MARVIN	2,212	13,271	15.00	33,174.50
WEINER, DOUGLAS	<5	18	15.00	45.00
WEISMAN, PAUL	316	1,473	11.34	3,583.50
WILLIAMS, KAREN	7	32	7.43	52.00
WOLF ROSENBERG, AVA	16	60	8.81	141.00
ZANNIS, JASON	32	142	10.53	337.00
ZELLER, DONALD	<5	18	15.00	45.00
ZITON, LAURA	<5	12	8.25	16.50
Charlotte	1,795	10,493	14.59	26,183.00
BORDY, PASCAL	7	15	3.50	24.50
DRATLER, STANLEY	<5	<5	2.00	2.00
GARCIA, JOSE	7	40	10.14	71.00
GREENE, TUCKER	1,145	6,816	14.88	17,040.00
LITTLE, LEW	112	669	14.93	1,672.50
MCALLISTER, BENNETT	<5	<5	1.00	1.00
MEMON, TANWEER	24	26	2.58	62.00
METYK, TETYANA	28	164	14.64	410.00
MORROW, R	206	1,236	15.00	3,090.00
PANJIKARAN, ROSAMMA	14	28	5.00	70.00
RAVID, JOSEPH	<5	18	15.00	45.00
SMITH, DANIEL	227	1,362	15.00	3,405.00
TAR, LESLIE	6	32	13.33	80.00
TORRES-URRUTIA, JUAN	14	84	15.00	210.00
Citrus	944	5,359	14.16	13,367.90
FALLOWS, CHRISTOPHER	9	54	15.00	135.00
GOETHE, ROBERT	551	3,296	14.95	8,240.00
REDRICK, SCOTT	301	1,520	12.53	3,770.40
SYVERSON, THOMAS	68	399	14.67	997.50
TORRES, JAIME	15	90	15.00	225.00
Clay	1,021	4,926	12.04	12,289.05
ALESSANDRIA, MARC	<5	4	1.00	1.00

Table 6. Individual Physician Certifications with Marijuana in a Form for Smoking, Number of Orders, Average Ounces, and Total Supply for all Marijuana in a Form for Smoking Ordered from October 1, 2018 through September 30, 2019.

Physician County	Number of Physician Certifications	Number of Smoking Orders in all Certifications	Smoking -- AVG Ounces Ordered	Smoking -- Total Supply (Oz) Ordered
STATEWIDE	136,861	745,804	13.32	1,822,766.05
BERNARD, GARY	<5	12	15.00	30.00
CASTIEL, ALBERTO	5	10	5.00	25.00
MAQUERA, VICTOR	6	12	2.51	15.05
MARS, DONALD	315	1,890	15.00	4,725.00
MITCHELL, KIA	690	2,986	10.82	7,463.00
RUTERBUSCH, JEFFREY	<5	12	15.00	30.00
Collier	1,241	6,689	13.38	16,598.80
BAKER, MATTHEW	12	61	12.71	152.50
BARILE, MICHAEL	34	203	14.63	497.30
BLANCO FRANCO, ALEJANDRO	40	235	14.63	585.00
BRACCIA, GREGORY	190	1,126	14.82	2,815.00
CANTERBURY, JOHN	5	16	8.00	40.00
FAREMOUTH, JAMES	38	228	15.00	570.00
FERBER, ANDREW	156	707	11.10	1,731.50
FUCHS, SCOTT	17	70	7.59	129.00
FULLER, AARON	<5	8	10.00	20.00
GARRY, RONALD	<5	12	15.00	30.00
GUIDRY, ANDREW	21	104	11.95	251.00
HALIKAS, JAMES	20	110	13.75	275.00
HOWARD, COREY	<5	6	15.00	15.00
HUSSEY, FRANCIS	65	195	7.45	484.50
KELLEY, EDWARD	9	54	14.83	133.50
MARISTANY, EDUARDO	<5	12	15.00	30.00
PEREZ-RODRIGUEZ, SOCRATES	11	32	6.77	74.50
POTTER, CLINTON	286	1,716	15.00	4,290.00
PUERTO, JUAN	<5	4	5.00	10.00
ROBERTS, CAROL	12	66	13.00	156.00
RODRIGUEZ HERNANDEZ, RALPH	24	140	14.58	350.00
RUBINO, MARK	68	315	11.58	787.50
SIBLEY, MARK	<5	6	15.00	15.00
SMITH-FERNANDEZ, HEATHER	<5	<5	4.00	4.00
TANDATNICK, CARL	40	240	15.00	600.00
UTTLEY, THOMAS	22	98	11.14	245.00
VACKER, MARK	160	923	14.42	2,307.50
Columbia	34	116	4.23	143.80
IZEIYAMU, OSAYANDE	34	116	4.23	143.80

Table 6. Individual Physician Certifications with Marijuana in a Form for Smoking, Number of Orders, Average Ounces, and Total Supply for all Marijuana in a Form for Smoking Ordered from October 1, 2018 through September 30, 2019.

Physician County	Number of Physician Certifications	Number of Smoking Orders in all Certifications	Smoking -- AVG Ounces Ordered	Smoking -- Total Supply (Oz) Ordered
STATEWIDE	136,861	745,804	13.32	1,822,766.05
Duval	5,928	34,010	14.26	84,557.71
ALIU, KINGSLEY	12	50	8.92	107.00
ANTIPORDA, GLORIOSA	125	641	12.60	1,575.50
BEAMAN, RODERICK	27	161	14.91	402.50
BURNS, PATRICK	77	460	10.95	843.00
CAUDILL, JEFFREY	<5	10	8.33	25.00
CHOPRA, SHAWN	108	337	7.80	841.88
CORDERO- LOPERENA, DIANA	382	2,282	14.91	5,696.00
CRUMP, JOHN	74	387	13.07	967.50
CUMBER, ZEHRA	116	691	14.81	1,718.50
FAROOQUE, MOHAMMAD	7	42	8.57	60.00
FOLTZ, JERRY	5	30	12.48	62.40
GOLDEN, MARLA	<5	6	6.00	6.00
HALPERIN, ANDREW	483	2,894	14.98	7,235.00
HARDY, CARL	1,541	9,240	14.99	23,100.00
HASSAN, MAJED	<5	6	15.00	15.00
HUSSAIN, JAWED	6	28	11.67	70.00
HUSSAIN, SYED	4	6	3.75	15.00
JIMENEZ, ALEXIS	4	24	15.00	60.00
JOYNER, JAMES	17	102	15.00	255.00
KATZ, DAVID	17	88	12.94	220.00
KHAN, SAJID	5	30	15.00	75.00
KHANNA, PARVEEN	13	72	12.46	162.00
LASKI, HAROLD	15	72	12.00	180.00
LOCKE, KEYA	<5	6	15.00	15.00
MANN, JUSTIN	<5	11	13.75	27.50
MARCOM, RODNEY	<5	13	10.83	32.50
MEDINA, NANCY	<5	4	5.00	10.00
NABIZADEH, SHAHRIAR	5	20	8.20	41.00
NEWTON, TEREL	33	59	4.47	147.50
NOUMAN, ASIM	<5	<5	0.03	0.03
PATEL, VISHAL	9	50	13.89	125.00
PULIDO, RENE	449	2,540	14.14	6,350.00
SERT, PERI	116	696	15.00	1,740.00
SIMONS, JOHN	972	5,830	14.99	14,574.40
SPOONER, JUSTIN	84	287	8.54	717.50

Table 6. Individual Physician Certifications with Marijuana in a Form for Smoking, Number of Orders, Average Ounces, and Total Supply for all Marijuana in a Form for Smoking Ordered from October 1, 2018 through September 30, 2019.

Physician County	Number of Physician Certifications	Number of Smoking Orders in all Certifications	Smoking -- AVG Ounces Ordered	Smoking -- Total Supply (Oz) Ordered
STATEWIDE	136,861	745,804	13.32	1,822,766.05
TRAN, BRADLEY	38	228	15.00	570.00
UCHE, CHIDI	963	5,444	14.13	13,610.00
ZACHAR, LENKA	174	1,020	14.66	2,550.00
ZEB, SHAHID	19	114	15.00	285.00
ZHANG, HAITAO	14	28	5.00	70.00
Escambia	3,590	20,756	14.08	50,542.98
BEAR, DAVID	44	264	15.00	660.00
BEASLEY, MICHELLE	2,233	13,170	14.74	32,912.48
BRANNON, HORACE	108	616	14.18	1,531.00
COX, JEFFREY	9	54	15.00	135.00
DUNCAN, SUZANNE	5	30	15.00	75.00
HASS, WILLIAM	56	336	14.95	837.00
HILLMAN, ALEXYS	31	186	15.00	465.00
JUDSON, DONNA	<5	12	15.00	30.00
MCFADDEN, NORMAN	13	73	14.04	182.50
MITCHELL, KENNETH	22	131	14.89	327.50
RAYSON, THOMAS	24	143	14.90	357.50
RINEY, THOMAS	250	1,190	6.81	1,703.50
SAUER, SAMUAL	12	72	15.00	180.00
SAYRE, ROBERT	471	2,682	14.24	6,705.00
SERPAS, MICHELLE	<5	6	6.00	6.00
SMITH, MICHELLE	4	20	12.50	50.00
THOMPSON, CHARLES	89	534	15.00	1,335.00
TRABUCCO, ARNALDO	141	835	14.70	2,072.50
TUEL, TIMOTHY	75	402	13.04	978.00
Flagler	292	1,737	14.87	4,342.50
TREECE, JONATHAN	292	1,737	14.87	4,342.50
Hernando	1,232	6,288	11.75	14,475.00
ABDULFATTAH, QAHTAN	8	8	2.50	20.00
ALSABBAGH, EYAD	48	61	3.18	152.50
COURTNEY, MICHAEL	22	132	15.00	330.00
DAVIS, BILLY	65	390	15.00	975.00
DOHERTY, MARIA	61	280	10.98	670.00
GEBHARDT, SCOTT	917	4,945	12.16	11,147.50
GLIGICH, OLEG	6	36	15.00	90.00
KROLL, BRIAN	48	279	14.53	697.50

Table 6. Individual Physician Certifications with Marijuana in a Form for Smoking, Number of Orders, Average Ounces, and Total Supply for all Marijuana in a Form for Smoking Ordered from October 1, 2018 through September 30, 2019.

Physician County	Number of Physician Certifications	Number of Smoking Orders in all Certifications	Smoking -- AVG Ounces Ordered	Smoking -- Total Supply (Oz) Ordered
STATEWIDE	136,861	745,804	13.32	1,822,766.05
MORENO, DAVID	55	153	6.95	382.50
SWAIN, SHYAM	<5	4	5.00	10.00
Highlands	312	1,596	12.45	3,883.50
BASSETTI, DENNIS	56	335	14.96	837.50
PALOSKY, ERIC	180	915	12.31	2,215.50
PEARCE, GARY	<5	18	14.00	42.00
PINZON-REYES, ERNESTO	4	9	3.00	12.00
TORRES, ALEXANDER	68	313	11.24	764.50
TOTURGUL, DAVID	<5	6	12.00	12.00
Hillsborough	10,542	61,018	14.34	151,204.50
AHMAD, BURHAAN	18	105	14.58	262.50
ALI, MOHAMMED	83	416	11.20	929.50
AMSHEL, CRAIG	29	140	9.59	278.00
ANCHETA, JOEY	124	740	14.92	1,850.00
AUERBACH, LEWIS	716	4,288	14.96	10,712.20
AUSTIN, MICHAEL	164	984	14.98	2,457.00
AZEEM, NOMEN	<5	6	15.00	15.00
BARBOUR, RONALD	16	80	12.50	200.00
BENNI, ABD ALRAHMAN	66	396	15.00	990.00
BERGER, DAVID	184	1,103	14.99	2,757.50
BIREDDY, VENKATA	<5	6	15.00	15.00
BLAKE, GEORGE	<5	18	15.00	45.00
BYRNE, PATRICK	40	240	15.00	600.00
CABAN, FRANCIS	201	1,140	14.00	2,814.00
CALKIN, PETER	593	3,541	14.93	8,852.50
CASANAS, ROBERT	<5	<5	7.50	7.50
CAZES, ELLIOT	16	30	3.94	63.00
CHOWDHARI, SHAUKAT	8	21	6.56	52.50
COTTAM, JOHN	5	30	14.40	72.00
DIAZ DIAZ, JOSE	945	5,668	14.99	14,170.00
DOWDY, MATTHEW	43	215	12.50	537.50
ECHEVARRIA-CRESPO, ESTHER	1,130	6,753	14.92	16,864.50
FAROOQ, SHIRAZ	33	179	13.56	447.50
FLYNN, GREGORY	<5	<5	4.00	4.00
FRANKLIN, DONALD	248	1,391	13.95	3,459.50
FURMANSKI, DAVID	201	999	12.43	2,497.50

Table 6. Individual Physician Certifications with Marijuana in a Form for Smoking, Number of Orders, Average Ounces, and Total Supply for all Marijuana in a Form for Smoking Ordered from October 1, 2018 through September 30, 2019.

Physician County	Number of Physician Certifications	Number of Smoking Orders in all Certifications	Smoking -- AVG Ounces Ordered	Smoking -- Total Supply (Oz) Ordered
STATEWIDE	136,861	745,804	13.32	1,822,766.05
GERLEY, PETER	150	857	13.74	2,061.50
GLIDER, ROSS	908	5,448	15.00	13,620.00
GOLD, TANYA	120	718	14.96	1,795.00
GRIFFIN, JENNIFER	111	659	14.84	1,647.50
GRIFFIN, RADLEY	18	108	15.00	270.00
HOOVER, TYRON	267	1,595	12.75	3,403.50
KALIN, DAVID	11	54	11.95	131.40
KARUMANCHI, PRUDHVI RAJAN	<5	8	6.00	18.00
KASHLAN, GHIATH	<5	6	15.00	15.00
KAWLICHE, BORIS	13	78	12.46	162.00
KILGORE, JOHN	71	320	11.08	786.38
KING, KELLY	487	2,897	14.87	7,242.50
KRAMER, LENI	495	2,930	14.80	7,325.00
LIPINSKI, IRENE	665	3,983	14.97	9,957.50
LONG, AARON	5	30	15.00	75.00
LYTER, DAVID	423	2,151	12.71	5,377.50
MARTINEZ, ROBERT	14	79	14.11	197.50
MCTAGGART, JOHN	264	1,536	14.48	3,822.00
MENNEN, LEONARD	<5	6	15.00	15.00
MILLER, JEFFREY	14	77	13.11	183.50
NGUYEN, TRAN	<5	4	3.50	7.00
NOE, SASHA	<5	6	15.00	15.00
NORMAN, ROBERT	12	27	5.63	67.50
NOVITZKY, DIMITRI	115	579	11.91	1,369.92
O'DONNELL, KIRK	27	143	8.65	233.50
PATWARI, SUNEETH	6	28	11.67	70.00
RAJ, VIJAY	259	1,253	12.09	3,131.00
SALHAB, SUZANNE	8	22	3.50	28.00
SAMALOT, JOSE	388	2,264	14.59	5,660.00
SANTIAGO, RAMON	54	269	12.29	663.50
SCOTT, DOUGLAS	640	3,816	14.83	9,491.10
SHEMESH, RON	<5	15	7.50	22.50
SHULTZ, DEBORAH	37	202	13.65	505.00
ST CLAIR, DEBORAH	4	24	15.00	60.00
TALAKKOTTUR, CHARLES	4	19	11.88	47.50
TORRES-PEREZ, WILLIAM	9	32	7.89	71.00

Table 6. Individual Physician Certifications with Marijuana in a Form for Smoking, Number of Orders, Average Ounces, and Total Supply for all Marijuana in a Form for Smoking Ordered from October 1, 2018 through September 30, 2019.

Physician County	Number of Physician Certifications	Number of Smoking Orders in all Certifications	Smoking -- AVG Ounces Ordered	Smoking -- Total Supply (Oz) Ordered
STATEWIDE	136,861	745,804	13.32	1,822,766.05
TSENG, JACK	46	188	10.22	470.00
ZACCARI, JAMES	16	93	14.53	232.50
Indian River	1,100	6,273	13.57	14,926.40
DEAN, MELISSA	30	180	15.00	450.00
GONSALVES SIKORA, ALITA	135	650	9.77	1,319.50
KHALAF, MAJID	4	24	8.25	33.00
MEETZE, RUSSELL	5	30	15.00	75.00
OFNER, MICHELE	<5	6	3.00	3.00
OLENEK, CHRISTOPHER	<5	12	10.50	21.00
PRESCOTT, THERESA	12	70	6.08	73.00
SABA, RASHID	136	816	14.93	2,031.00
SADHWANI, HARISH	4	24	6.00	24.00
SHIPLEY, JOSHUA	4	12	3.00	12.00
STACHTIARIS, ACHILLES	461	2,762	14.98	6,905.00
STROUP, EDWIN	65	298	9.48	616.00
TREATMAN, SCOTT	28	165	13.27	371.50
ZAMBELLI, PATRICIA	213	1,224	14.05	2,992.40
Jackson	<5	<5	5.00	5.00
ANANIA, MARY	<5	<5	5.00	5.00
Jefferson	1,414	8,452	14.94	21,130.00
DOTSON, ROBERT	1,414	8,452	14.94	21,130.00
Lafayette	249	1,488	14.90	3,711.00
CABRERO-MUNIZ, NICOLAS	249	1,488	14.90	3,711.00
Lake	1,197	6,384	13.27	15,887.64
CHIN, GLORIA	<5	<5	3.00	3.00
DAVINA, ELEANOR	15	62	10.33	155.00
DOMINICK, RAYMOND	16	16	2.29	36.64
KRAUCAK, NELSON	17	101	14.15	240.50
LOUGHLIN, MATTHEW	672	4,031	15.00	10,077.50
NAGEL, SHIRLEY	12	51	10.63	127.50
OEHLER, JAMES	262	1,208	11.53	3,020.00
RAJASHEKAR, HARSHA	<5	6	15.00	15.00
SAINT LOUIS, OBED	13	74	14.00	182.00
SAINT-ELIE, DANIEL	<5	4	10.00	10.00
SANTI, CELESTINO	172	751	10.61	1,825.50
STRICKLEN, HILLARY	<5	15	12.50	37.50

Table 6. Individual Physician Certifications with Marijuana in a Form for Smoking, Number of Orders, Average Ounces, and Total Supply for all Marijuana in a Form for Smoking Ordered from October 1, 2018 through September 30, 2019.

Physician County	Number of Physician Certifications	Number of Smoking Orders in all Certifications	Smoking -- AVG Ounces Ordered	Smoking -- Total Supply (Oz) Ordered
STATEWIDE	136,861	745,804	13.32	1,822,766.05
THOMAS, DANIEL	<5	6	15.00	15.00
VILLA, MARIVIC	11	57	12.95	142.50
Lee	10,554	59,010	13.91	146,848.05
ABU SHAHIN, FADI	5	30	15.00	75.00
AULD, HEATHER	174	1,044	15.00	2,610.00
BALTER, DAVID	202	1,212	15.00	3,030.00
BRUECK, ROBERT	205	945	11.22	2,299.50
BRUHN, DONALD	80	478	14.94	1,195.00
CARLIN, LANE	<5	6	15.00	15.00
CASTILLO-NIEVES, EDGARDO	5	25	12.50	62.50
DOUEK, MAURICE	56	282	12.43	696.00
DURY, PATRICIA	125	694	13.81	1,726.00
ENCARNACION, KEVIN	<5	<5	5.00	5.00
FERGUSON, LEE	59	354	15.00	885.00
FILIPOWICZ, ROMAN	725	4,350	15.00	10,875.00
JAFFE, SCOTT	187	854	11.32	2,117.00
KUEHNER, PAUL	9	54	15.00	135.00
KYRITSIS, ATHINA	4,140	23,371	14.09	58,338.90
LIEBOWITZ, FRED	<5	4	5.00	10.00
LOMAS, JERILEE	<5	18	15.00	45.00
MANDELKORN, ROBERT	5	10	5.00	25.00
MARKOWITZ, DAVID	620	3,718	14.99	9,295.00
MIAN, MUNIRA	236	1,416	15.00	3,540.00
MORRIS, DARELD	651	3,112	11.33	7,375.00
MOULTON, MARLENE	4	24	13.50	54.00
PREUDHOMME, JULES	<5	8	10.00	20.00
RAMAMURTHY, SUJATHA	674	3,093	11.42	7,699.15
ROSS, STEPHEN	41	138	8.41	345.00
SAREEN, RAJAN	4	4	2.50	10.00
SCHULTZ, CARL	100	464	11.51	1,151.00
SOLIMAN, GEORGE	19	95	12.50	237.50
SONN, GREGORY	2,119	12,663	14.94	31,648.50
TAYLOR, TERESE	24	109	10.60	254.50
WEINER, JAMES	<5	12	15.00	30.00
WILLIAMITIS, ANTHONY	60	359	14.96	897.50
ZFAZ, MARTIN	<5	12	15.00	30.00

Table 6. Individual Physician Certifications with Marijuana in a Form for Smoking, Number of Orders, Average Ounces, and Total Supply for all Marijuana in a Form for Smoking Ordered from October 1, 2018 through September 30, 2019.

Physician County	Number of Physician Certifications	Number of Smoking Orders in all Certifications	Smoking -- AVG Ounces Ordered	Smoking -- Total Supply (Oz) Ordered
STATEWIDE	136,861	745,804	13.32	1,822,766.05
ZUGHBI, CINDY	12	50	9.67	116.00
Leon	4,435	26,277	14.70	65,191.00
DORN, JOSEPH	2,004	11,977	14.94	29,942.50
FEE, CHERYL	1,066	6,295	14.76	15,737.50
HOLLIMON, JOHN	26	156	7.15	186.00
KIRSCH, CHARLES	1,273	7,626	14.96	19,047.00
MACKAY, JOHN	<5	17	14.17	42.50
MIGNON, YVETTE	7	42	15.00	105.00
MOORE, MARK	55	158	2.15	118.50
SIANO, JOSEPH	<5	6	12.00	12.00
Manatee	963	4,742	12.12	11,670.00
BEARD, MARGITA	6	36	13.50	81.00
BLEND, TIMOTHY	19	100	9.68	184.00
BOYLE, KATHLEEN	9	54	15.00	135.00
FOLKENS, ERIC	37	193	13.04	482.50
KUNWAR, SHAAN	82	401	11.68	957.50
MATHEW, MANOJ	440	2,068	11.75	5,170.00
NARVAEZ, ADOLFO	132	791	14.98	1,977.50
PERRONE, VINCENZO	106	391	8.61	912.50
REICHBACH, STEVEN	85	510	15.00	1,275.00
RUCKER, GEORGE	21	91	10.83	227.50
YATHIRAJ, SANJAY	20	89	11.13	222.50
YCAZA, ROBERT	6	18	7.50	45.00

Table 6. Individual Physician Certifications with Marijuana in a Form for Smoking, Number of Orders, Average Ounces, and Total Supply for all Marijuana in a Form for Smoking Ordered from October 1, 2018 through September 30, 2019.

Physician County	Number of Physician Certifications	Number of Smoking Orders in all Certifications	Smoking -- AVG Ounces Ordered	Smoking -- Total Supply (Oz) Ordered
STATEWIDE	136,861	745,804	13.32	1,822,766.05
Marion	1,484	7,294	12.02	17,842.50
BEAMS, KENT	763	4,479	14.66	11,188.50
CORRETJER-RUSSI, CESAR	28	110	3.39	95.00
FAZAL, ZULFIQAR	<5	9	6.75	13.50
HALL, DOUGLAS	232	1,392	15.00	3,480.00
JACKSON, BURKE	92	184	5.00	460.00
KATANICK, SHELDON	111	423	7.79	864.50
LERRO, DESIREE	35	208	14.86	520.00
PERKINS, HASHANI	10	53	13.25	132.50
PYLES, STEPHEN	4	20	12.50	50.00
SACHER, MARK	63	123	4.88	307.50
TIECHE, STEVEN	144	293	5.08	731.00
Martin	1,959	10,408	12.87	25,220.90
ADELBERG, JONATHAN	20	120	15.00	300.00
BARATTA, ROBERT	19	114	15.00	285.00
BEELITZ, JOHN	16	55	4.78	76.50
BUGGIA, MARY	<5	12	15.00	30.00
CALAS, HENRY	14	73	12.99	181.90
CASTELLANOS, JAIME	<5	<5	5.00	5.00
DUFRESNE, CHANTELE	25	140	14.00	350.00
GAMBINO, PAUL	121	414	6.06	733.50
KASHOUTY, RABIH	86	471	13.59	1,168.50
LOVAAS, GREGORY	110	600	12.20	1,341.50
MOHSENI, NATHAN	32	188	14.41	461.00
MURPHY, JOHN	573	3,311	14.23	8,151.50
PATEL, RIMAL	4	24	12.75	51.00
PEARSON, EDWARD	196	1,027	12.52	2,454.50
POLSKY, MARK	<5	6	12.50	12.50
RANKIN, LISA	390	1,777	11.37	4,433.50
TURNER, DONALD	122	716	14.67	1,790.00
ZOTOVAS, ANDREA	227	1,358	14.96	3,395.00
Miami-Dade	9,979	49,908	12.21	121,834.20
ABELLO, ROBERT	7	42	6.86	48.00
ALONSO, DELILAH	10	60	15.00	150.00
ALTMAN, ALAN	634	3,055	11.92	7,556.50
ANDREONI, ANTHONY	122	732	14.63	1,785.00

Table 6. Individual Physician Certifications with Marijuana in a Form for Smoking, Number of Orders, Average Ounces, and Total Supply for all Marijuana in a Form for Smoking Ordered from October 1, 2018 through September 30, 2019.

Physician County	Number of Physician Certifications	Number of Smoking Orders in all Certifications	Smoking -- AVG Ounces Ordered	Smoking -- Total Supply (Oz) Ordered
STATEWIDE	136,861	745,804	13.32	1,822,766.05
ASHBY, BERNARD	6	36	12.00	72.00
AU, ADAM	<5	6	7.50	15.00
BAKER, JEFFREY	<5	6	12.00	12.00
BERGER, LAWRENCE	10	60	14.70	147.00
BINKER, JOSEFA	6	33	13.75	82.50
BINKER, RODOLFO	15	79	13.17	197.50
BLUMENTHAL, BARRY	1,036	4,761	11.44	11,846.70
BRISTOW, SANDEE	14	68	10.86	152.00
BRUCK, DARREN	<5	6	15.00	15.00
CARA, JEFFREY	<5	6	12.00	12.00
CARABALLO, DALIAN	<5	6	15.00	15.00
CAVA, ROBERT	<5	12	13.50	27.00
CEBALLOS, CESAR	8	48	15.00	120.00
CHANG, RICHARD	34	87	4.54	154.50
CHILDRESS, JOHN	<5	12	15.00	30.00
DAMAS, HERVE	57	272	11.14	635.00
DAVIS, CHRISTINE	<5	6	15.00	15.00
DE LA PENNA, MARIA	6	28	11.67	70.00
DE URRESTI, MIREN	8	48	15.00	120.00
DELGADO, MARIA	<5	6	15.00	15.00
DOMINGUEZ, LUIS	186	825	9.62	1,789.50
DRAESEL, JEFFREY	206	1,236	15.00	3,090.00
EFTEKHARI, NASSER	76	422	13.88	1,055.00
ELLENBY, JAY	1,029	4,754	11.34	11,674.00
FALCON, ARMANDO	231	1,292	13.67	3,158.00
FERRIN, FRANK	642	2,320	9.02	5,791.00
FISCHER, DANIEL	<5	6	15.00	15.00
FOX, KEVIN	43	258	15.00	645.00
FURMAN, NEIL	21	126	15.00	315.00
GALLO, BRUNO	139	558	5.96	828.00
GELBLUM, JEFFREY	9	20	5.56	50.00
GLASSMAN, PAUL	<5	14	11.67	35.00
GONZALEZ, CHRISTIAN	27	137	12.69	342.50
GONZALEZ, MANUEL	<5	6	6.00	6.00
GUTIERREZ, PETE	11	41	7.77	85.50
HASSAN, KAZI	<5	12	13.50	27.00

Table 6. Individual Physician Certifications with Marijuana in a Form for Smoking, Number of Orders, Average Ounces, and Total Supply for all Marijuana in a Form for Smoking Ordered from October 1, 2018 through September 30, 2019.

Physician County	Number of Physician Certifications	Number of Smoking Orders in all Certifications	Smoking -- AVG Ounces Ordered	Smoking -- Total Supply (Oz) Ordered
STATEWIDE	136,861	745,804	13.32	1,822,766.05
HERON, PATRICK	29	168	14.48	420.00
HOLMEWOOD, KEVIN	283	1,643	14.36	4,062.50
HOTCHNER, KIRBY	<5	7	8.75	17.50
JARRETT, WENTWORTH	9	54	15.00	135.00
JENNINGS, JAMES	<5	6	15.00	15.00
JETT, GARY	<5	12	15.00	30.00
KAMLET, JEFFREY	40	234	14.40	576.00
KOFFLER, RICHARD	14	84	13.71	192.00
LERMAN, ANDREW	<5	10	12.50	25.00
LERNER, LAUREN	19	92	11.63	221.00
LEVIN, ESTHER	<5	6	15.00	15.00
LEVINSON, ANDREW	<5	6	12.00	12.00
LIEBERMAN, BERNARD	216	1,213	14.00	3,023.50
LIPMAN, RICHARD	5	9	4.50	22.50
LOPEZ, RAYMOND	624	3,000	11.80	7,365.00
LOPEZ-BRIGNONI, EVELYN	<5	6	15.00	15.00
LUBETSKY, RONALD	15	86	13.80	207.00
LYN-LASSITER, SAFIYA	32	182	14.22	455.00
MAHL, CHARLES	<5	<5	5.00	5.00
MAIT, JARRED	<5	12	7.50	15.00
MALANKAR, AMOL	32	192	12.47	399.00
MANASHIROV, RUSLAN	<5	6	5.00	15.00
MANRESA, ALDO	21	123	14.64	307.50
MARQUIS, DAVID	29	172	14.16	410.50
MARTIN DEL CAMPO, ALONSO	134	721	13.18	1,766.50
MEDINA, SULEYKI	<5	6	15.00	15.00
MEHTA, NIRAJ	<5	7	6.75	13.50
MENDEZ, EDUARDO	217	1,044	11.61	2,520.00
MIRANDA, ALTAGRACIA	<5	<5	5.00	5.00
MOISE, GUY	61	157	5.40	329.50
MORALES, OSMIN	<5	6	6.00	6.00
MOUHANNA, JOSEPH	<5	<5	2.50	7.50
NEUWIRTH, ZEV	13	78	15.00	195.00
PADRON, JOHN	4	12	7.00	28.00
PAIT, THEODORE	6	36	15.00	90.00
PEREZ, VIVIANA	<5	14	8.67	26.00

Table 6. Individual Physician Certifications with Marijuana in a Form for Smoking, Number of Orders, Average Ounces, and Total Supply for all Marijuana in a Form for Smoking Ordered from October 1, 2018 through September 30, 2019.

Physician County	Number of Physician Certifications	Number of Smoking Orders in all Certifications	Smoking -- AVG Ounces Ordered	Smoking -- Total Supply (Oz) Ordered
STATEWIDE	136,861	745,804	13.32	1,822,766.05
PHILLIPS, J	50	249	11.90	594.90
PINO, ANTONIO	185	1,000	13.46	2,491.00
POPP, HOWARD	4	24	14.25	57.00
POWELL, MICHELLE	21	126	14.86	312.00
REINES, ARIEL	38	193	12.70	482.50
REMOS, JUAN	648	3,600	13.79	8,935.80
RESNICK, STEVEN	14	84	15.00	210.00
REYES, RHEINCHARD	<5	12	3.75	7.50
RIVERA BUSCAGLIA, DANIEL	<5	<5	2.00	2.00
ROCA, ALEJANDRO	7	42	15.00	105.00
ROCHE, NORMA	<5	4	1.00	1.00
RODRIGUEZ ALVAREZ, HUMBERTO	244	1,212	11.85	2,891.00
RODRIGUEZ DE LA TORRE, JESUS	7	18	6.43	45.00
RODRIGUEZ, PEDRO	<5	12	15.00	30.00
RUBINOWICZ, BRUCE	339	2,032	14.99	5,080.00
SAMUEL, VICKKI-ANN	40	161	7.59	303.50
SANCHEZ, CARLOS	32	188	14.69	470.00
SCHIFFMAN, LAWRENCE	13	78	15.00	195.00
SCHISANI, HOLLY	76	456	15.00	1,140.00
SCHOCHET, ELIE	5	30	15.00	75.00
SCHWARTZBARD, JULIE	<5	6	15.00	15.00
SEGAL, SCOTT	42	243	12.61	529.50
SENDE, FERNANDO	321	1,653	12.86	4,129.50
STERN, JEFFREY	36	179	12.43	447.50
TABI, GEORGE	<5	6	15.00	15.00
TEJEIRO, WILLIAM	4	8	4.00	16.00
URDANETA, MAYRE	121	726	14.98	1,812.30
VALLADARES, JOSE	<5	<5	7.50	7.50
VAN GINKEL, ERIK	<5	<5	2.50	5.00
WAHLESTEDT, LISA	<5	6	15.00	15.00
WEINER, MICHELLE	527	2,421	10.87	5,728.50
WHARTON, TOMAS	7	38	11.00	77.00
WONG, ANN-MARIE	190	1,115	14.67	2,787.50
ZHANG, MICHAEL	554	3,067	13.82	7,658.50
Monroe	294	1,727	13.35	3,924.50
BEYSOLOW, TAWEH	<5	6	3.00	3.00

Table 6. Individual Physician Certifications with Marijuana in a Form for Smoking, Number of Orders, Average Ounces, and Total Supply for all Marijuana in a Form for Smoking Ordered from October 1, 2018 through September 30, 2019.

Physician County	Number of Physician Certifications	Number of Smoking Orders in all Certifications	Smoking -- AVG Ounces Ordered	Smoking -- Total Supply (Oz) Ordered
STATEWIDE	136,861	745,804	13.32	1,822,766.05
CATANA, ROBERT	27	159	14.72	397.50
CHARITY, JENNIFER	5	30	13.80	69.00
FLOYD, JULIE ANN	137	821	12.95	1,773.50
GERTH, ELIAS	8	48	15.00	120.00
GRIDER, DAVID	14	72	6.00	84.00
GUDICELLO, FRANK	12	63	13.13	157.50
JACKSON, JERRY	83	486	14.64	1,215.00
JOHNSON, JESSICA	6	36	15.00	90.00
MCKNIGHT, RAYMOND	<5	6	15.00	15.00
Nassau	437	1,984	11.35	4,960.00
GOLDBERG, KANDIS	437	1,984	11.35	4,960.00
Okaloosa	1,780	9,121	12.73	22,655.00
BANKS, GARRY	491	1,953	9.93	4,873.50
BAWA, NITIN	43	209	11.52	495.50
BRENT, JOHN	<5	9	11.25	22.50
BRYAN, CYNTHIA	<5	18	15.00	45.00
CASTANEDA, THADDAEUS	92	292	6.96	640.00
ESCOFFERY, WILLIAM	6	36	15.00	90.00
GEORGE-SAINTILUS, ERICA	<5	7	8.75	17.50
GIVEN, MICHAEL	<5	9	6.75	13.50
GOLDBERG, ERIC	116	505	10.85	1,258.50
GRANT, WILLIAM	<5	12	15.00	30.00
HANSON, SVETLANA	14	69	12.14	170.00
MANOS, GINGER	12	72	15.00	180.00
MOHAMMED, SHEILA	114	684	15.00	1,710.00
MONTGOMERY, AARON	<5	8	10.00	20.00
REMARK-ZARATE, ROBIN	441	2,632	14.92	6,580.00
SIEGEL, ROBERT	9	54	15.00	135.00
TAVERNARIS, MICHAEL	<5	4	4.00	4.00
ZANT, ALBERT	428	2,548	14.88	6,370.00

Table 6. Individual Physician Certifications with Marijuana in a Form for Smoking, Number of Orders, Average Ounces, and Total Supply for all Marijuana in a Form for Smoking Ordered from October 1, 2018 through September 30, 2019.

Physician County	Number of Physician Certifications	Number of Smoking Orders in all Certifications	Smoking -- AVG Ounces Ordered	Smoking -- Total Supply (Oz) Ordered
STATEWIDE	136,861	745,804	13.32	1,822,766.05
Okeechobee	<5	6	0.60	0.60
SYED, MUHAMMAD	<5	6	0.60	0.60
Orange	7,178	36,556	11.52	82,702.85
AGGARWAL, BARBARA	160	919	14.36	2,297.50
ALDARONDO, SIGFREDO	<5	4	5.00	10.00
ALEKSANDROVA, OLGA	<5	6	15.00	15.00
AREVALO, CATHERINE	519	2,500	11.80	6,124.00
AWOSIKA, BANJI	<5	15	12.50	37.50
BAIGABATOV, ELДАР	7	42	15.00	105.00
BELOSO, ISMAEL	97	532	13.06	1,267.00
BHALANI, KANTILAL	43	233	11.94	513.50
BONES, RAPHAEL	312	1,128	7.59	2,367.00
BUSER, DAVID	<5	6	6.00	6.00
CASTRO, IVAN	9	54	15.00	135.00
CILBRITH, DAVID	4	18	11.25	45.00
COHEN-NEAMIE, DANIEL	42	181	10.35	434.50
COOPER, CHARLENE	259	1,552	9.31	2,412.00
DANG, PATRICK	25	128	11.72	293.00
DAPHTARY, UDAY	4	24	15.00	60.00
DEISSLER, HARRIETT	105	578	13.76	1,445.00
FERNANDEZ, SANDER	219	1,308	14.81	3,243.00
FOX, ANDREW	1,316	6,090	11.01	14,490.55
FRASER, OWEN	155	675	10.87	1,685.50
GREEN, SUSAN	377	1,808	11.86	4,470.00
HARDING, VICTOR	<5	<5	2.50	2.50
HITCHCOCK, LARA	6	28	11.67	70.00
KHANNA, ASHOK	85	246	7.23	614.80
KIVETT, GERALD	80	480	15.00	1,200.00
LANSKY, MEYER	<5	12	15.00	30.00
MAGSINO, MARISSA	189	1,090	14.18	2,680.00
MALLONEE, RONALD	46	220	11.37	523.00
MARCELIN, PRUDENT	34	35	2.57	87.50
MASLIN, STUART	452	2,437	8.32	3,761.00
MASRI, ADDAM	12	72	14.75	177.00
MILLS, WILLIAM	<5	10	12.50	25.00
OLIVEROS, PEDRO	258	1,306	12.62	3,256.00

Table 6. Individual Physician Certifications with Marijuana in a Form for Smoking, Number of Orders, Average Ounces, and Total Supply for all Marijuana in a Form for Smoking Ordered from October 1, 2018 through September 30, 2019.

Physician County	Number of Physician Certifications	Number of Smoking Orders in all Certifications	Smoking -- AVG Ounces Ordered	Smoking -- Total Supply (Oz) Ordered
STATEWIDE	136,861	745,804	13.32	1,822,766.05
PATEL, VARESH	83	306	6.27	520.00
QURESHI, IMTIAZ	8	35	7.69	61.50
RAJU, BHASKAR	49	288	14.69	720.00
REDDY, RAM	23	138	15.00	345.00
RIVERA, ALBERTO	97	582	15.00	1,455.00
SANGHRAJKA, NEHA	5	30	15.00	75.00
SCHULTZ, JASON	766	3,927	12.76	9,772.50
SHEKARI, SHIMA	62	330	8.27	513.00
SMITH, RICHARD	21	126	15.00	315.00
SMITH-MARTINEZ, CHERYLL	16	96	15.00	240.00
SNELL, GARY	420	2,511	8.76	3,680.50
STENZLER, STEPHEN	793	4,401	13.87	11,002.50
WEAVER, HOWARD	8	48	15.00	120.00
Osceola	877	5,068	14.34	12,576.50
AFZAL, AJAZ	<5	6	4.00	12.00
HARDOWAR, LATCHMAN	<5	<5	2.50	7.50
KHAN, MOHAMMAD	12	72	15.00	180.00
LY, DUSTIN	6	32	13.33	80.00
MARTINEZ, RAFAEL	16	84	12.00	192.00
MORENO RIVERO, KEILER	24	118	11.54	277.00
PERFECTO VIERA, RAFAEL	<5	<5	2.50	5.00
POULOS, PETER	24	46	2.90	69.50
RUZ-PAU, CARLOS	<5	12	10.50	21.00
THRASHER, MICHAEL	785	4,693	14.95	11,732.50
Palm Beach	12,209	61,392	12.22	149,206.15
AHMED, MUJAHED	14	79	14.11	197.50
ANDRE, PIERRE	6	10	4.17	25.00
ANDRICOPOULOS, GEORGE	101	474	11.29	1,140.00
ASHBERG, SHERRYL	8	48	15.00	120.00
BAGO, MARIACLARA	42	207	5.89	247.50
BAIJNATH, JOAN	1,037	4,897	11.35	11,774.50
BAKER, JOHN	79	428	13.31	1,051.50
BALDA, LAURA	<5	13	10.83	32.50
BARBOUR, MONIQUE	7	37	13.21	92.50
BEINHAKER, NEIL	9	46	9.78	88.00
BELOTTI, MICHAEL	328	1,968	15.00	4,920.00

Table 6. Individual Physician Certifications with Marijuana in a Form for Smoking, Number of Orders, Average Ounces, and Total Supply for all Marijuana in a Form for Smoking Ordered from October 1, 2018 through September 30, 2019.

Physician County	Number of Physician Certifications	Number of Smoking Orders in all Certifications	Smoking -- AVG Ounces Ordered	Smoking -- Total Supply (Oz) Ordered
STATEWIDE	136,861	745,804	13.32	1,822,766.05
BERMAN, MIKHAIL	<5	6	12.00	12.00
BERRY, ADAM	44	216	11.45	504.00
BOLTUCH, ROBERT	21	126	15.00	315.00
BONE, MELANIE	76	300	9.16	696.00
BROWN, NEAL	10	60	15.00	150.00
CAMERON, BLAINE	4	4	2.50	10.00
CANASI, JAVIER	48	189	5.91	283.50
CARIDI, STEVEN	<5	6	15.00	15.00
CARR, ORLON	91	376	10.23	931.00
CHRZAN, DOMINIK	85	510	15.00	1,275.00
COHEN, AARON	15	72	12.00	180.00
CONLEN, RICHARD	<5	18	14.00	42.00
COOPER, HARRY	4	24	12.75	51.00
COSTELL, BRIAN	27	120	10.78	291.00
DAVIS II, CEDRIC	<5	4	5.00	10.00
DAVIS, MITCHELL	360	2,160	15.00	5,400.00
DELUCA, MARK	10	53	7.25	72.50
DHANDA, ANAND	<5	<5	6.00	6.00
DIAMOND, PAUL	<5	6	15.00	15.00
DISCEPOLA, CONSTANTINA	94	464	12.15	1,142.00
DUDLEY, ROBERT	164	980	14.94	2,450.00
DURAN, ROBERTO	21	126	15.00	315.00
EL-HADDAD, AHMED	87	444	12.76	1,110.00
ETTEDGUI, DANIEL	<5	8	3.67	11.00
FERREIRA, MICHELLE	7	42	15.00	105.00
FICHMAN, HERBERT	37	212	14.32	530.00
FIDEL, JEFFREY	298	1,788	15.00	4,470.00
FRISCH, ANNA	8	46	14.38	115.00
GARIB-SANKAR, ANITA	<5	18	15.00	45.00
GHEN, MITCHELL	<5	10	12.50	25.00
GIONIS, THOMAS	46	246	13.37	615.00
GLOVER, LESLEY	12	56	11.67	140.00
GUTHRIE, JENNIFER	491	2,450	12.25	6,017.00
HAO, YIHONG	<5	<5	5.00	5.00
HAYM, JEROME	209	1,186	14.19	2,965.00
HEVERT, DAVID	<5	6	15.00	15.00

Table 6. Individual Physician Certifications with Marijuana in a Form for Smoking, Number of Orders, Average Ounces, and Total Supply for all Marijuana in a Form for Smoking Ordered from October 1, 2018 through September 30, 2019.

Physician County	Number of Physician Certifications	Number of Smoking Orders in all Certifications	Smoking -- AVG Ounces Ordered	Smoking -- Total Supply (Oz) Ordered
STATEWIDE	136,861	745,804	13.32	1,822,766.05
HUNT, CHRISTOPHER	6	35	14.58	87.50
HUQ, ZAHIDUL	<5	17	14.17	42.50
JAFFE, KENNETH	4	24	14.25	57.00
JAVED, MOHAMMAD	54	308	14.26	770.00
JUSINO, EDUARDO	37	192	10.99	406.50
KAPLAN, EDWARD	4	24	13.50	54.00
KATEB, DAVID	<5	6	7.50	15.00
KHAN, IRFAN	39	231	14.81	577.50
LALIA, JOSEPH	<5	6	15.00	15.00
LANE, KERRY	10	48	12.00	120.00
LAUX, GARY	4	23	14.38	57.50
LEICHMAN, GERALD	185	822	10.55	1,951.50
LEWIS, BENNETT	155	906	14.61	2,265.00
LICHTSHEIN, GIL	80	479	14.97	1,197.50
LIOGIER-WEYBACK, LUIS ENRIQUE	104	537	12.91	1,342.50
LIPP, IRWIN	27	143	13.24	357.50
LIPSON, BRAD	46	127	6.90	317.50
LOSS, MICHAEL	429	2,277	12.68	5,440.50
LOVINGER, ROBERT	384	2,246	14.53	5,579.00
MALDONADO BURDETTE, EDWIN	93	184	4.95	460.00
MANDELL, KENNETH	<5	6	15.00	15.00
MANSELL, KIMBERLY	<5	7	8.75	17.50
MARKS, MITCHELL	<5	6	15.00	15.00
MARTINEZ, GLADYS	138	803	14.55	2,007.50
MASSE, NICOLA	127	705	13.88	1,762.50
MATEZ, MITCHELL	<5	6	7.50	7.50
MATILSKY, MERNA KAREN	35	176	12.57	440.00
MCCORMICK, MARK	<5	12	12.00	24.00
MEISELMAN, HOWARD	146	622	8.12	1,185.50
MENDELOW, GARY	552	3,289	14.90	8,222.50
MEWAR, SEETAL	<5	6	6.00	6.00
MILLER, ADRIENE	<5	9	11.25	22.50
MONTALVAN, JORGE	<5	6	15.00	15.00
MONTOYA, JACQUELINE	7	35	12.50	87.50
MORAES, BRIAN	4	20	12.50	50.00
MORGAN, ANNE	1,559	4,611	7.36	11,474.45

Table 6. Individual Physician Certifications with Marijuana in a Form for Smoking, Number of Orders, Average Ounces, and Total Supply for all Marijuana in a Form for Smoking Ordered from October 1, 2018 through September 30, 2019.

Physician County	Number of Physician Certifications	Number of Smoking Orders in all Certifications	Smoking -- AVG Ounces Ordered	Smoking -- Total Supply (Oz) Ordered
STATEWIDE	136,861	745,804	13.32	1,822,766.05
NAM, PEDRO	22	132	15.00	330.00
NIR, ITZHAK	6	33	13.75	82.50
OLIN, MICHAEL	9	54	15.00	135.00
PARIS, MARK	18	108	15.00	270.00
PARRILLA ROSARIO, EDWIN	7	15	4.86	34.00
PICKHOLTZ, DOV	112	624	13.35	1,495.20
RAKOFSKY, JONATHAN	<5	6	15.00	15.00
RAMIREZ, ANGELICA	<5	4	2.00	4.00
ROSENBLATT, MELANIE	14	74	13.21	185.00
ROWLAND, WILLIAM	27	162	15.00	405.00
RYMER, WILLIAM	500	2,522	12.25	6,122.50
SADOW, SAMUEL	758	4,445	14.64	11,094.50
SCHNEIDER, ROBERT	17	102	15.00	255.00
SCHWARTZ, PAUL	7	36	7.43	52.00
SHARMA, SHEKHAR	<5	<5	2.00	4.00
SIDDIQUI, SAMUEL	238	1,001	5.48	1,305.00
SILVER, STEPHEN	<5	<5	1.50	1.50
SINCLAIR, MICHAEL	4	19	11.88	47.50
SINGER, MELISSA	57	263	11.54	657.50
SPECTOR, STEVE	431	2,519	14.59	6,288.50
SPIRAZZA, CARL	<5	12	15.00	30.00
STEIN, JEFFREY	148	642	8.47	1,254.00
STRATT, BRUCE	39	224	14.36	560.00
STRONG, DAVID	12	62	12.67	152.00
TARIQ, AMBREEN	554	3,010	13.47	7,462.00
TEMER, ANYA	200	823	10.15	2,030.50
TUMMINIA, LOUIS	9	34	9.44	85.00
VIZCAINO, VANESSA	5	25	10.70	53.50
WARSHAW, IRA	5	30	15.00	75.00
WEINSTEIN, LAWRENCE	10	60	15.00	150.00
WHELIHAN, MAUREEN	73	366	12.53	915.00
WISHNOV, BRUCE	7	33	7.29	51.00
WOLEK, EMILY	729	4,374	15.00	10,935.00
ZEMPLIN, RICHARD	<5	<5	4.50	4.50
ZOPO, ALEX	14	74	12.57	176.00
Pasco	3,176	16,860	13.00	41,291.50

Table 6. Individual Physician Certifications with Marijuana in a Form for Smoking, Number of Orders, Average Ounces, and Total Supply for all Marijuana in a Form for Smoking Ordered from October 1, 2018 through September 30, 2019.

Physician County	Number of Physician Certifications	Number of Smoking Orders in all Certifications	Smoking -- AVG Ounces Ordered	Smoking -- Total Supply (Oz) Ordered
STATEWIDE	136,861	745,804	13.32	1,822,766.05
ALFORD MERCIER, CHARLENE	<5	7	8.75	17.50
ANDRONICO, KENNETH	108	388	8.65	934.00
BAILEY, TIMOTHY	20	115	14.38	287.50
CANDELORA, PETER	31	186	15.00	465.00
DE LA GARZA, MIGUEL	<5	6	3.00	9.00
FERREIRA, ROBERT	152	901	13.38	2,033.50
FIETSAM, ROBERT	18	108	15.00	270.00
FORMAN, MITCHELL	52	166	7.98	415.00
HASHIM, MARK	914	5,086	13.91	12,715.00
HAYNES, ERIC	5	18	4.80	24.00
LOGUIDICE, MICHAEL	344	1,455	10.42	3,583.00
MARKUS, PETER	155	921	14.78	2,290.50
PARILO, KARINA	<5	6	15.00	15.00
PATEL, TANMAY	1,160	6,291	13.52	15,682.50
RADICE, PETER	13	26	5.00	65.00
RUIZ, ESTEBAN	<5	4	5.00	10.00
VIEIRA, LEONARDO	196	1,176	12.63	2,475.00
Pinellas	14,554	82,571	13.93	202,732.48
ABDOOL, SHEREZA	<5	12	15.00	30.00
AGIN, BRENT	33	197	14.92	492.50
ANDERSON, KATHY	19	114	15.00	285.00
ASARE, KINGSLEY	<5	6	15.00	15.00
AVERY, LISA	46	225	12.23	562.50
BALDIZZI, ANTHONY	<5	10	8.00	16.00
BECKER, DAVID	4	24	15.00	60.00
BEYER, JOEY	447	2,484	13.87	6,201.00
BOWMAN, STEVEN	5	30	15.00	75.00
BROWN, LORA	748	3,372	10.92	8,169.00
BROWNE-KING, ESTHER	69	414	15.00	1,035.00
BRUNSON, ADAM	17	102	14.65	249.00
BUNCH, JENNIFER	10	59	14.75	147.50
CAMPANILE, RICHARD	13	66	12.69	165.00
CANTON, LARRY	9	50	13.89	125.00
CARVALLO, EDWARD	993	5,958	15.00	14,895.00
CHEESMAN, DAVID	18	108	15.00	270.00
CHIARELLO, NANCY	258	1,541	14.93	3,852.50

Table 6. Individual Physician Certifications with Marijuana in a Form for Smoking, Number of Orders, Average Ounces, and Total Supply for all Marijuana in a Form for Smoking Ordered from October 1, 2018 through September 30, 2019.

Physician County	Number of Physician Certifications	Number of Smoking Orders in all Certifications	Smoking -- AVG Ounces Ordered	Smoking -- Total Supply (Oz) Ordered
STATEWIDE	136,861	745,804	13.32	1,822,766.05
CHIPMAN, HOWARD	9	54	15.00	135.00
CHUNG, CHARLES	220	1,320	15.00	3,300.00
CORZO, HECTOR	<5	18	5.83	17.50
CROWLEY, EMILY	338	1,812	13.35	4,512.00
DECOSMO, JOHN	140	566	3.42	479.00
DELUCIA, EUGENE	7	39	13.93	97.50
DIDONNA, MICHAEL	48	162	6.06	291.00
DRYER, JOSEPH	186	889	11.85	2,204.20
ELLIS, NATALIE	327	1,927	14.73	4,817.00
FINE, STEVEN	15	90	15.00	225.00
GILROY, PATRICIA	<5	6	15.00	15.00
GOLDSTEIN, GARY	<5	<5	3.75	7.50
GROSSGOLD, ANDREAS	<5	6	7.50	7.50
HAYNES, SHERYL	36	153	10.63	382.50
HORNER, TAMI	16	90	14.06	225.00
KAMAJIAN, GEORGE	237	485	5.12	1,212.50
KAUZLARICH, JOHN	10	52	13.00	130.00
KHAN, ABRAHAM	209	1,162	7.31	1,528.00
KHOUSAKOUN, SOMPHANH	<5	6	15.00	15.00
LANDAU, IRWIN	19	114	15.00	285.00
LEIMBACHER, JEFFREY	580	3,480	15.00	8,700.00
LEVINE, BRETT	19	114	8.53	162.00
LIBREROS-CUPIDO, JAIRO	4	10	6.25	25.00
LIN, JENG	17	63	8.74	148.50
MAINOR, HENRY	29	174	15.00	435.00
MARGOLIN, JERRY	225	1,350	15.00	3,375.00
MAZA, RICHARD	<5	7	8.75	17.50
MEADOWS, WILLIAM	98	531	13.45	1,318.50
MONROE, KAREN	295	1,475	12.50	3,687.50
MONSON, ANTONIO	390	2,330	14.79	5,768.00
MURRAY, MICHAEL	<5	10	12.50	25.00
NIELSEN, JAMES	97	582	15.00	1,455.00
NUTINSKY, CHARLES	483	2,895	14.98	7,237.50
OLSZEWSKA, PAULINA	596	3,576	15.00	8,940.00
PALANCA, EDUARDO	136	810	14.82	2,016.00
PHILLIPS, BRANDI	15	84	14.00	210.00

Table 6. Individual Physician Certifications with Marijuana in a Form for Smoking, Number of Orders, Average Ounces, and Total Supply for all Marijuana in a Form for Smoking Ordered from October 1, 2018 through September 30, 2019.

Physician County	Number of Physician Certifications	Number of Smoking Orders in all Certifications	Smoking -- AVG Ounces Ordered	Smoking -- Total Supply (Oz) Ordered
STATEWIDE	136,861	745,804	13.32	1,822,766.05
POLLAN, ALINA	11	39	8.86	97.50
RIKER, SYLVAN	546	3,273	14.99	8,182.50
RINDE, JOHN	345	2,067	14.98	5,167.50
ROPHIE, RALPH	227	1,206	13.28	3,015.00
ROSEWATER, STANLEY	423	2,538	15.00	6,345.00
ROSIN, JOSEPH	<5	6	15.00	15.00
ROTHMAN, JACK	751	4,498	14.88	11,173.00
SALCEDO, STEPHEN	25	150	15.00	375.00
SAMUELSON, HEATHER	184	1,104	15.00	2,760.00
SANKOORIKAL, ANTONY	<5	6	15.00	15.00
SCHOW, DENISE	905	5,426	14.99	13,565.00
SCHOW, DOUGLAS	440	2,640	15.00	6,600.00
SHAPIRO, DAVID	10	60	13.50	135.00
SINAIKIN, PHILLIP	36	216	14.58	525.00
SIRNA, ELIZABETH	6	36	15.00	90.00
SPRINGS, JULIA	317	1,834	14.46	4,585.00
STRIKOWSKY, STUART	384	2,304	15.00	5,760.00
SUBRAMANIAN, VALLI	<5	12	12.00	24.00
SZABO, BRIAN	157	942	14.91	2,340.78
TAHIRAJ, GENTI	14	64	11.43	160.00
TALATI, AMAR	108	455	5.14	555.50
TEEKELL-TAYLOR, LEAH	114	606	13.29	1,515.00
TEYTELBAUM, RENATA	18	102	14.17	255.00
THOMAS, MARI	919	5,513	15.00	13,782.50
VAN BENSCHOTEN, CHRISTOPHER	491	2,585	13.16	6,462.50
VERMA, DEEPA	<5	12	15.00	30.00
WALLACE, ROBERT	<5	12	15.00	30.00
YCAZA, LUIS	94	564	15.00	1,410.00
ZHENG-SMITH, WENTING	514	3,084	15.00	7,710.00
Polk	636	3,440	10.84	6,893.00
BOLARAM, JAYANTH	35	135	8.61	301.50
HUANG, CHARLES	<5	6	15.00	15.00
KAUFMAN, SETH	<5	12	12.00	24.00
MIRANDA, FERNANDO	6	36	13.00	78.00
MONDELLO, CHRISTOPHER	129	698	5.78	746.00
MOORE, JAMES	<5	6	9.00	9.00

Table 6. Individual Physician Certifications with Marijuana in a Form for Smoking, Number of Orders, Average Ounces, and Total Supply for all Marijuana in a Form for Smoking Ordered from October 1, 2018 through September 30, 2019.

Physician County	Number of Physician Certifications	Number of Smoking Orders in all Certifications	Smoking -- AVG Ounces Ordered	Smoking -- Total Supply (Oz) Ordered
STATEWIDE	136,861	745,804	13.32	1,822,766.05
ROBINSON-FARAH, GRAHAM	106	425	3.91	414.50
SCHWARTZ, JEFFREY	356	2,122	14.90	5,305.00
Santa Rosa	391	2,100	13.16	5,145.00
BARBER, LAURA	236	1,415	14.99	3,537.50
BROWN, RACHEL	66	312	10.59	699.00
CABREROS, FLORA LORNA	<5	4	5.00	10.00
GARG, PURUSHOTTAM	22	44	5.00	110.00
HUDSON, JANICE	4	24	14.25	57.00
IGLEBURGER, JAMES	44	214	11.75	517.00
SHARP, ELAINE	9	54	15.00	135.00
VIGLIONE, DEBORAH	8	33	9.94	79.50
Sarasota	7,518	43,701	14.51	109,085.50
ANGELASTRO, NICHOLAS	34	111	8.16	277.50
ARISTIMUNO, JOAQUIN	22	132	15.00	330.00
ARNE, ELMER	<5	6	15.00	15.00
AUNG-DIN, RONALD	205	1,220	14.88	3,050.00
BENZING, PEGGY	334	1,726	12.92	4,315.00
CHEN, WELLINGTON	<5	12	15.00	30.00
COLE, WILLIAM	31	178	14.35	445.00
DE LOACH, VICTOR	99	554	13.99	1,385.00
DIENER, HOWARD	<5	<5	5.00	5.00
ELSBREE, SCOTT	<5	18	15.00	45.00
FARAG, NAGY	537	3,222	15.00	8,055.00
GAUDIEL, REMO	49	294	15.00	735.00
GERMAIN, JACQUELINE	178	1,066	14.97	2,665.00
GORDON, BARRY	1,806	10,835	15.00	27,087.50
GRUBBS, GERALD	139	769	13.83	1,922.50
GUPTA, VIRIND	<5	<5	1.00	1.00
HALIM, TARIQ	50	300	15.00	750.00
HARRIS, JUSTIN	<5	6	15.00	15.00
HARVEY, FRED	14	78	13.71	192.00
HOFFMEISTER, TIMOTHY	1,167	6,967	14.92	17,408.50
IZMIRLIAN, DOROTHY	<5	<5	2.50	2.50
KALNOKY, ACHILLES	454	2,719	14.97	6,797.50
KUNSTMAN, HEIDI	231	1,384	14.98	3,460.00
MARA, ROBERT	78	468	14.00	1,092.00

Table 6. Individual Physician Certifications with Marijuana in a Form for Smoking, Number of Orders, Average Ounces, and Total Supply for all Marijuana in a Form for Smoking Ordered from October 1, 2018 through September 30, 2019.

Physician County	Number of Physician Certifications	Number of Smoking Orders in all Certifications	Smoking -- AVG Ounces Ordered	Smoking -- Total Supply (Oz) Ordered
STATEWIDE	136,861	745,804	13.32	1,822,766.05
MASON, CLAUDE	4	24	15.00	60.00
MERRITT, LISA	<5	5	1.00	1.00
PATEL, GIRISH	8	38	7.25	58.00
PFAHLER, KENNETH	<5	6	15.00	15.00
SIMOVITZ, RICKY	<5	18	15.00	45.00
STEIN, DANIEL	873	4,687	13.40	11,699.50
THORNLEY, VIRGINIA	48	284	14.60	701.00
WOLPMANN, MICHAEL	82	410	12.50	1,025.00
ZALKIN, ADALINE	1,060	6,160	14.53	15,400.00
Seminole	2,648	14,453	12.22	32,365.70
BRINSON, ASHTON	115	528	11.48	1,320.00
BRUNO, PATRICIO	<5	6	15.00	15.00
BURROWES, ADRIAN	8	48	15.00	120.00
CEDENO, JOSE	574	3,361	10.31	5,916.50
CHANLATTE-ITHIER, MARINO	511	2,877	13.97	7,138.50
FLETCHER, BRANDON	281	1,666	14.82	4,165.00
MILTENBERGER, CHESTER	226	1,075	11.73	2,651.50
NAGALAPADI, VENKATESH	<5	6	15.00	15.00
RICHARDSON-PRICE, MARLA	203	1,195	9.04	1,834.50
SCHLAPPER, BRENT	248	873	8.73	2,164.50
SEIFERT, WALTER	11	11	2.50	27.50
ZELIKOVSKY, SHIRLEY	469	2,807	14.92	6,997.70
St. Johns	1,232	6,018	11.03	13,585.50
CARTWRIGHT, JOSEPH	6	26	10.83	65.00
ECKERT, ROBERT	312	1,861	14.91	4,652.50
ELKINS, ROBERT	268	1,188	10.84	2,904.00
GRIFFIN, RYAN	9	54	15.00	135.00
HENRY, JOSHUA	515	2,269	8.59	4,422.00
LONG, ADRIAN	111	570	12.10	1,343.00
MODEL, DMITRIY	9	42	6.67	60.00
SOLEYMANI, SAMAN	<5	8	2.00	4.00
St. Lucie	2,177	11,512	12.81	27,890.00
CHING, PEGGY	445	2,308	12.30	5,473.00
DAMERON, DANA	<5	6	15.00	15.00
ESCOBAR, JUAN	12	44	6.92	83.00
EUGENE, JEAN-MARIE	9	41	11.39	102.50

Table 6. Individual Physician Certifications with Marijuana in a Form for Smoking, Number of Orders, Average Ounces, and Total Supply for all Marijuana in a Form for Smoking Ordered from October 1, 2018 through September 30, 2019.

Physician County	Number of Physician Certifications	Number of Smoking Orders in all Certifications	Smoking -- AVG Ounces Ordered	Smoking -- Total Supply (Oz) Ordered
STATEWIDE	136,861	745,804	13.32	1,822,766.05
GLENER, DAVID	4	15	9.38	37.50
HILL, JAMES	256	1,153	10.94	2,801.50
KAUFFMAN, DEBORAH	10	25	6.25	62.50
LAMPARD, WILLIAM	27	147	11.09	299.50
MCCAIN, JESSICA	867	5,130	14.77	12,807.00
POTO, ANTONIO	6	12	5.00	30.00
RINCON, GEORGE	9	49	13.61	122.50
SIGMAN, TIMOTHY	285	1,702	14.93	4,255.00
SWANSON, PAUL	<5	<5	2.50	2.50
YECKES RODIN, HEATHER	<5	6	15.00	15.00
ZELINKA, MAUREEN	244	873	7.31	1,783.50
Sumter	447	2,523	13.74	6,143.00
BISBY, SHERI	57	243	8.40	479.00
DSTTEFFANO, DANIEL	<5	7	5.83	17.50
ECKLIND, JERROLD	6	12	5.00	30.00
HANNUM, ROBERT	380	2,255	14.75	5,604.50
SERRA, HIGINIO	<5	6	12.00	12.00
Suwannee	84	504	15.00	1,260.00
MOORE, EDWIN	84	504	15.00	1,260.00
Volusia	4,099	21,897	13.21	54,129.57
BENEZETTE, ALYN	503	2,166	10.73	5,397.00
BENTLEY, JAMES	133	783	14.69	1,953.50
BERNARD, JOHNNY	988	5,330	13.49	13,325.00
CHANMUGAM, JAY	32	73	4.86	155.50
CHEWNING, JOHN	73	355	12.03	878.50
CROUCH, EUGENE	5	21	10.50	52.50
DUREN, LAURA	5	30	15.00	75.00
HALL, PAULA	18	108	15.00	270.00
HANFLINK, NATHAN	261	1,530	14.66	3,825.00
JACKSON, ALLEN	4	16	9.75	39.00
JEPMA, JOHN	22	91	6.48	142.50
KENT, ROBERT	<5	6	6.00	6.00
MIRABELLI, JORGE	14	27	2.79	39.00
OLUSEGUN, TINUADE	1,649	9,845	14.93	24,612.50
ONYEMA, JUDEPATRICKS	11	48	8.09	89.00
PARNELL, JOHN	94	216	5.49	516.50

Table 6. Individual Physician Certifications with Marijuana in a Form for Smoking, Number of Orders, Average Ounces, and Total Supply for all Marijuana in a Form for Smoking Ordered from October 1, 2018 through September 30, 2019.

Physician County	Number of Physician Certifications	Number of Smoking Orders in all Certifications	Smoking -- AVG Ounces Ordered	Smoking -- Total Supply (Oz) Ordered
STATEWIDE	136,861	745,804	13.32	1,822,766.05
PICCHIELLO, ANTHONY	5	27	13.50	67.50
POTTER, WILLIE	40	92	5.50	220.00
RYAN, LORRAINE	16	71	8.84	141.50
SCHEFSKY, HARVEY	4	16	5.00	20.00
SCOTT, CLARENCE	<5	<5	5.00	5.00
SHEMIRANEI, SAIED	28	129	10.55	295.50
SPENCER, ROGER	20	116	14.50	290.00
TRAPANI, VICENTE	33	178	13.48	445.00
VAN DIEPEN, PATRICIA	77	382	11.58	892.00
VISVALINGAM, BHANU	<5	<5	6.00	6.00
WATRY, STEVEN	16	60	4.31	69.00
WULFF, KRISTIN	6	16	5.79	34.77
YEE, JOHN	39	160	6.84	266.80
Walton	1,463	8,512	14.53	21,251.80
ASENCIO, BRENDA LIZ	1,042	6,252	15.00	15,630.00
BLOUNT, CALVIN	70	298	10.26	718.00
CHERN, RICHARD	<5	6	7.50	15.00
CLARK, LISA	16	82	12.81	205.00
HIGHT, PERRY	39	226	14.49	565.00
JOHN, THOMAS	57	232	10.18	580.00
JOHNSON, STEPHANIE	237	1,416	14.93	3,538.80
Washington	162	837	12.56	2,034.00
LAPUZ, LAURO	162	837	12.56	2,034.00

Table 6. Individual Physician Certifications with Marijuana in a Form for Smoking, Number of Orders, Average Ounces, and Total Supply for all Marijuana in a Form for Smoking Ordered from October 1, 2018 through September 30, 2019.

Physician County	Number of Physician Certifications	Number of Smoking Orders in all Certifications	Smoking -- AVG Ounces Ordered	Smoking -- Total Supply (Oz) Ordered
STATEWIDE	136,861	745,804	13.32	1,822,766.05
Not Practicing	1,394	6,906	12.38	17,263.50
BERK, STUART	<5	6	15.00	15.00
SCHULMAN, ROBERT	1,393	6,900	12.38	17,248.50
Out of State	1,354	7,492	13.72	18,571.30
CAMPBELL, JAMES	29	174	15.00	435.00
COLE, SHOLA	197	1,182	14.97	2,949.00
LEVITT, DAVID	271	1,211	11.14	3,018.50
MAAROUF, JOHN	41	220	12.32	505.00
TRONSHAW-GETTINGS, NAPATIA	51	306	14.95	762.30
WOLFF, RICHARD	765	4,399	14.25	10,901.50

Table 7. State and County Average Daily Dose for Orders of Low-THC Cannabis and Medical Marijuana by Inhalation Route from October 1, 2018 through September 30, 2019.

Physician County	Low-THC Cannabis			Medical Marijuana		
	Number of Certifications	Number of Orders with Inhalation	AVG Daily Dose (mg) Ordered Inhalation	Number of Certifications	Number of Orders with Inhalation	AVG Daily Dose (mg) Ordered Inhalation
STATEWIDE	321,909	858,252	680	436,372	1,132,216	603
Alachua	2,457	6,955	166	3,790	10,153	158
Bay	5,962	17,577	184	6,190	18,133	182
Bradford	86	196	196	214	543	104
Brevard	2,301	5,712	157	5,604	12,815	170
Broward	14,624	38,982	314	23,901	61,032	275
Charlotte	3,587	9,899	238	4,795	13,116	258
Citrus	3,221	7,651	241	4,003	9,538	194
Clay	2,825	6,485	218	3,648	7,964	206
Collier	5,067	12,901	294	5,811	14,455	437
Columbia	30	52	144	219	377	117
Duval	15,065	39,620	170	17,876	46,215	178
Escambia	9,658	27,299	175	10,608	29,951	177
Flagler	440	1,148	400	972	2,505	1,202
Franklin	5	8	75	5	9	78
Hernando	3,664	8,932	311	4,300	10,030	296
Highlands	307	574	233	1,377	2,569	221
Hillsborough	27,749	76,635	201	34,161	95,025	318
Indian River	2,081	5,544	159	3,459	8,958	143
Jackson	<5	6	92	10	19	89
Jefferson	2,495	7,460	197	2,495	7,461	199
Lafayette	253	757	114	275	820	116
Lake	2,055	5,320	218	3,137	7,596	497
Lee	28,658	79,270	368	33,540	92,586	335
Leon	11,915	34,940	191	12,325	35,745	189
Levy	18	37	59	121	304	67
Manatee	2,441	6,333	265	3,715	9,261	189

Table 7. State and County Average Daily Dose for Orders of Low-THC Cannabis and Medical Marijuana by Inhalation Route from October 1, 2018 through September 30, 2019.

Physician County	Low-THC Cannabis			Medical Marijuana		
	Number of Certifications	Number of Orders with Inhalation	AVG Daily Dose (mg) Ordered Inhalation	Number of Certifications	Number of Orders with Inhalation	AVG Daily Dose (mg) Ordered Inhalation
STATEWIDE	321,909	858,252	680	436,372	1,132,216	603
Marion	2,747	7,339	204	3,983	9,551	325
Martin	3,707	8,567	145	7,253	16,964	456
Miami-Dade	17,113	40,038	9,508	32,008	74,207	5,469
Monroe	438	1,185	102	1,437	3,169	130
Nassau	720	1,603	217	730	1,632	214
Okaloosa	3,771	8,527	151	5,906	13,777	147
Okeechobee	43	58	74	97	195	84
Orange	12,358	29,042	666	21,339	50,279	244
Osceola	3,054	7,727	441	3,449	8,605	478
Palm Beach	18,566	47,497	217	39,071	96,230	206
Pasco	9,327	23,048	160	11,113	27,291	312
Pinellas	40,370	113,176	189	45,641	125,108	209
Polk	2,822	6,658	169	4,007	9,389	292
Putnam	19	28	108	28	39	121
Santa Rosa	899	2,468	178	1,006	2,630	177
Sarasota	22,376	61,427	277	24,049	66,241	323
Seminole	5,212	14,026	171	7,688	20,063	203
St. Johns	3,314	8,483	166	4,512	11,379	165
St. Lucie	5,714	15,232	148	7,433	19,583	203
Sumter	1,490	3,982	291	4,039	11,196	679
Suwannee	51	70	1,160	241	658	701
Volusia	11,977	32,971	284	14,471	38,326	232
Walton	3,816	10,767	143	4,221	11,767	152
Washington	159	395	119	738	1,932	167
Not Practicing	2,217	5,961	201	2,219	5,965	498
Out of State	2,661	7,684	494	3,142	8,860	237

Table 8. Individual Physician Average Daily Dose for Orders of Low-THC Cannabis and Medical Marijuana by Inhalation Route from October 1, 2018 through September 30, 2019.

Physician County	Low-THC Cannabis Number of Certifications	Number of Orders with Inhalation	AVG Daily Dose (mg)	Medical Marijuana Number of Certifications	Number of Orders with Inhalation	AVG Daily Dose (mg)
STATEWIDE	321,909	858,252	680	436,372	1,132,216	603
Alachua	2,457	6,955	166	3,790	10,153	158
DAVIS, JUSTIN	821	2,175	57	1,521	4,026	84
GUNN, KATHRYNE	413	1,234	457	449	1,342	471
JANES, DONALD	19	56	87	29	85	109
MALIK, ALEEM	851	2,537	123	853	2,532	135
ODOCHA, INNOCENT	8	8	34	73	73	72
RAINS, CAROLINE	165	436	111	287	920	155
STEWART, BRENT	19	28	69	417	694	51
WEINSTEIN, ALAN	161	481	199	161	481	199
Bay	5,962	17,577	184	6,190	18,133	182
BARRIO, GEORGE	786	2,343	100	787	2,342	100
DERKAZ, JEROLD	2,139	6,404	200	2,139	6,408	200
EDWARDS, WILSON	14	26	63	35	70	77
FICHTER, LEONARD	344	1,027	180	344	1,027	185
HAMMAD, MUSTAFA	14	42	100	14	42	100
MOLINARI, VINCENT	65	166	160	68	171	163
MONASTERO, JOSEPH	2,390	7,152	200	2,389	7,149	200
MULLIS, STEVEN	<5	<5	495	23	48	281
NAZIR, KHURRAM	<5	6	100	180	425	111
REED, MYRA	20	54	100	22	60	148
SHAABAN, MUHAMMAD	6	18	100	6	18	100
TEDTAOTAO, MARIA	71	175	294	75	211	135
ULLMANN, M	<5	<5	4	<5	<5	30
ZABIH, ISMAIL	107	161	100	107	161	104
Bradford	86	196	196	214	543	104
DECERCE, JOHN	86	196	196	214	543	104
Brevard	2,301	5,712	157	5,604	12,815	170
ARORA, SIDDHARTH	5	11	175	12	23	68
CAPRARO, FRANCES	10	12	100	10	12	70
CHANDRA, SUMEET	5	8	1,100	105	221	1,050
CROWLEY, SEAN	<5	<5	875	<5	<5	643
DOMINGUEZ, DAVID	30	32	145	204	217	156
FILIBERTO, FRANK	299	856	201	728	2,142	280
HUNTON, REBECCA				12	18	58
IRELAND, BRIAN	88	178	93	173	372	103
JAFFE, TODD				6	9	57
LEBRON SANCHEZ, JUAN	5	5	619	6	8	589
LESSER, MICHAEL	13	23	52	350	701	111
LORENTE, MIGUEL	<5	<5	35	12	23	67
MADLENER, JOHN	55	127	57	65	155	59
MAZO, JOSSE	41	59	82	1,046	1,894	104
MCTAMMANY, MARK	<5	6	8,750	<5	6	8,750
MILEY, JANET	329	666	52	335	683	87
NAMBA, MICHAEL	<5	<5	200	<5	<5	200
NIELSEN, RICHARD	994	2,754	180	1,173	3,285	172
RADU, MIOARA	18	33	67	91	189	72
RAGSDALE, VERNICE	113	190	84	816	1,680	100
ROJAS, JOSE				6	8	140
SANTIAGO, JUAN	<5	<5	255	<5	11	195
SKADEN, JIBRIL	14	22	72	19	35	84
SORIANO, VICTOR				<5	<5	5
TA, LAN	<5	7	1,586	5	12	983

Table 8. Individual Physician Average Daily Dose for Orders of Low-THC Cannabis and Medical Marijuana by Inhalation Route from October 1, 2018 through September 30, 2019.

Physician County	Low-THC Cannabis Number of Certifications	Number of Orders with Inhalation	AVG Daily Dose (mg)	Medical Marijuana Number of Certifications	Number of Orders with Inhalation	AVG Daily Dose (mg)
STATEWIDE	321,909	858,252	680	436,372	1,132,216	603
WOLFINGTON, MICHAEL	<5	<5	200			
WOODARD, DANIEL	12	29	100	68	168	102
ZIPPER, KIM	255	680	81	351	936	96
Broward	14,624	38,982	314	23,901	61,032	275
ALHOMSI, ABED	<5	<5	40	7	10	59
ALSHON, JOSEPH	36	44	49	441	768	57
AMADI, HEPSHARAT	94	229	292	159	404	273
ANSCHUETZ, DANNELL	5	12	86	66	185	102
ARAIZA, JOSEPH	19	19	32	171	175	49
BAEZ, JAVIER	10	28	108	23	67	114
BARRERAS, LUIS				<5	<5	2,070
BARRON, EARL				<5	<5	150
BARRON, HOWARD	<5	6	25	15	41	71
BERMAN, ROBERT				<5	<5	50
BORISIAK, TATYANA	5	5	42	19	42	53
BRANDWEIN, GARY						
BRETAL, ANDREA	10	30	200	10	30	200
BRIONES, LUIS	19	33	97	24	49	102
BUSH, DARIN	<5	<5	1,500	21	43	1,620
CHAPLIK, IGOR				<5	<5	25
CHISTY, KHAJA	27	39	213	158	259	206
COHEN, MITCHELL				<5	<5	50
COLAK, KAYA				<5	<5	1,000
CONCILIO, IAN	<5	<5	90	5	12	108
COUPET, SIDNEY				10	12	2,780
DARCY, SEAN	161	290	74	1,077	2,181	131
DAVIDSON, MYRON	6	6	200	6	6	200
DIAB, KHALED	<5	<5	200			
DONOWAY, ROBERT				5	6	123
EVANS, LILLIAN	420	1,013	4,736	420	1,010	4,746
EXELBERT, ERIC	38	73	574	46	97	131
FERNANDEZ SABATER, ALBERTO	<5	<5	42	<5	<5	126
FERNANDEZ, VANIA	<5	<5	78	9	18	85
FERNANDEZ, WIFREDO	<5	6	87	23	45	153
FIELDS, ALLAN	8	10	145	10	12	129
FINK, DAVID	54	144	201	122	331	205
FRANK, JAMES	248	491	224	330	746	309
GARCIA, BERNARD	65	80	35	137	181	124
GARDERE, SERGE-HENRI						
GATES, E JASON	<5	<5	200	<5	<5	200
GELBARD, STEVEN	511	1,315	187	1,263	3,444	171
GITTMAN, ALLAN	10	18	157	15	33	174
GIUFFRIDA, ANTHONY				<5	6	75
GOLDBERG, ANDREW	<5	<5	63	57	105	24
GOLDBERG, TODD				<5	9	83
GOLDMAN, JASON	7	7	123	49	53	69
GUTIERREZ, ALVIN				10	14	56
HALL, ANTHONY	120	215	68	204	434	75
HARAKE, ALI	12	15	39	28	35	52
HARMAN, LEONARD	<5	<5	200	<5	<5	250
HARRELL, JON						
HEYWOOD, KENDRICK	23	63	74	154	458	135

Table 8. Individual Physician Average Daily Dose for Orders of Low-THC Cannabis and Medical Marijuana by Inhalation Route from October 1, 2018 through September 30, 2019.

Physician County	Low-THC Cannabis Number of Certifications	Number of Orders with Inhalation	AVG Daily Dose (mg)	Medical Marijuana Number of Certifications	Number of Orders with Inhalation	AVG Daily Dose (mg)
STATEWIDE	321,909	858,252	680	436,372	1,132,216	603
IRIZARRY-ROMAN, MOISES	6	16	151	36	95	147
ISLAM, ZAMIL	31	90	117	90	256	143
JACKSON, ROOSEVELT	19	30	110	55	98	99
JARVIS, VINCENT	742	1,608	231	1,011	2,579	419
JAYSON, MAURY	61	152	87	76	204	137
JOHN, JONES	8	18	30	10	24	58
KALIRAO, PARAMJIT	<5	<5	28	<5	9	52
KATANICK, CINDY	5	7	400	50	110	509
KELLER, NATHANIEL	41	50	20	116	155	23
KHAN, HUMAIRA						
KHANI, HOWARD				6	12	427
KING, DEREK	432	1,103	204	1,124	3,139	180
KIRSCHBAUM, NEIL	<5	<5	110	28	61	75
KOTTURAN, PAULSON	6	11	76	102	262	94
KOWALSKI, IAN				21	43	93
KRICHMAR, PERRY				<5	<5	60
KUPPINGER, JORDAN				<5	5	67
LACROSS, CHRISTOPHER				<5	<5	100
LEE, MARAH				5	7	167
LENCHIG, SERGIO	36	80	87	91	209	88
LEVY, CARLOS	275	822	200	275	822	200
LIEBERMAN, DONALD	<5	<5	200	5	6	208
MARRERO, GABRIEL	<5	<5	84	19	31	76
MARSH, VICKY	<5	<5	70	11	24	101
MAY, MARTIN	<5	<5	100	<5	5	132
MCCLEAN, JACOB	<5	<5	1,060	43	63	333
MCKENZIE, MICHAEL	86	237	300	330	669	297
MILNE, JAMES	20	21	210	347	546	305
MIRZA, KHURRAM	<5	<5	100	<5	<5	167
MISHKIN, DAVID				7	13	37
MURPHY, DEREK	993	2,556	287	1,465	3,961	282
NAWABI, NASEH	<5	<5	125	29	53	243
NERETTE, JEAN-CLAUDE	<5	<5	40	7	10	43
ODELL, ROBERT				<5	<5	15
PANDYA , KAYLESH	58	152	297	66	167	240
PARDELL, HERBERT				<5	<5	1,000
PARZYNSKI, PAMELA	268	774	118	1,199	3,553	120
PEARLBERG, KENNETH	<5	<5	150	21	61	102
PINKSTON, JAMES	832	2,284	305	1,027	2,886	324
POHLMAN, DANE	19	31	60	60	92	64
PROPIS, MELVIN	<5	5	84	119	190	145
PULLER, CARRIE ELLEN	<5	8	59	11	26	85
REYES, RENE	119	348	72	150	447	83
RIVERA MENDEZ, JOSE	18	54	130	26	78	192
RIVERA-HIDALGO, ZORAIDA				17	33	50
ROBAINA-GONZALEZ, LUIS	6	6	100	59	166	101
ROBINSON, KEITH	<5	<5	900	8	12	103
RODRIGUEZ, FRANK	86	138	286	369	994	227
RODRIGUEZ, PAUL	126	126	87	193	193	85
ROSE, JOHN	141	419	199	142	418	199
SACHS, RACHEL	7	10	164	22	48	189
SADDLER, SHAWNETTE	103	231	60	640	1,581	81

Table 8. Individual Physician Average Daily Dose for Orders of Low-THC Cannabis and Medical Marijuana by Inhalation Route from October 1, 2018 through September 30, 2019.

Physician County	Low-THC Cannabis Number of Certifications	Number of Orders with Inhalation	AVG Daily Dose (mg)	Medical Marijuana Number of Certifications	Number of Orders with Inhalation	AVG Daily Dose (mg)
STATEWIDE	321,909	858,252	680	436,372	1,132,216	603
SAFF, GARY	44	50	71	409	498	72
SEIFAN, ALON	16	24	326	68	130	328
SHAWN, LESLIE	7	7	41	111	183	94
SHERMAN, F.	<5	<5	210	<5	5	210
SILVA, BRIDGET	5	15	200	5	15	200
SILVA, RICHARD	<5	<5	80	20	36	156
SINGH, ALKA	<5	<5	15	<5	<5	18
SLAVIN, HERBERT	23	35	56	49	82	55
SMITH, DOUGLAS				29	66	118
SOFFAT, ATUL				8	24	113
SOFF, MATTHEW	57	66	97	260	303	85
SOMMERS, ANDREA	120	175	82	119	173	91
STEINBERG, JEFF	<5	<5	650	20	20	480
STEINER, DAVID	<5	7	29	18	53	59
TADROS, WAGDY	<5	<5	40	<5	6	113
TIRMAL, VIVEK	1,667	4,961	208	1,743	5,136	207
TOMCHIK, ROBERT				<5	<5	1,200
TROBMAN, MAYER						
UDELL, BRIAN						
VICE, MARVIN	4,856	14,420	170	4,893	14,529	187
VRABLE, ALLAN				<5	<5	122
WARD JR., WILLIAM				<5	<5	40
WEINER, DOUGLAS				13	33	139
WEISMAN, PAUL	1,222	3,417	206	1,223	3,416	213
WEISS, CAROLINA				6	14	1,000
WILLIAMS, KAREN				31	56	49
WOLF ROSENBERG, AVA	62	105	96	62	106	108
WONG, SIMON				<5	<5	750
YELVERTON, CHERYL	<5	<5	30	7	8	24
ZANNIS, JASON	19	35	115	120	231	139
ZELLER, DONALD	<5	9	200	<5	9	200
ZITON, LAURA	8	13	70	50	116	51
Charlotte	3,587	9,899	238	4,795	13,116	258
BORDY, PASCAL	28	56	142	32	71	56
CAPOTE, NATALIA	<5	<5	150	17	34	254
DRATLER, STANLEY	<5	<5	75	6	6	40
GARCIA, GERARDO	<5	<5	100	<5	<5	75
GARCIA, JOSE	28	82	180	28	82	184
GREENE, TUCKER	1,285	3,680	296	2,207	6,459	278
LITTLE, LEW	518	1,531	202	524	1,552	200
MCALLISTER, BENNETT	11	17	80	32	45	82
MEMON, TANWEER	121	122	212	171	173	199
METYSK, TETYANA	176	374	203	177	404	208
MORROW, R	231	693	201	231	693	201
PANJIKARAN, ROSAMMA				65	65	4,177
RAVID, JOSEPH	15	30	780	15	32	769
ROSENFELD, LOUIS	5	6	87	8	14	196
SHELL, STEVEN				9	19	182
SMITH, DANIEL	1,140	3,238	201	1,158	3,286	204
TAR, LESLIE	<5	8	300	94	124	95
TORRES-URRUTIA, JUAN	19	55	198	19	55	198
Citrus	3,221	7,651	241	4,003	9,538	194

Table 8. Individual Physician Average Daily Dose for Orders of Low-THC Cannabis and Medical Marijuana by Inhalation Route from October 1, 2018 through September 30, 2019.

Physician County	Low-THC Cannabis Number of Certifications	Number of Orders with Inhalation	AVG Daily Dose (mg)	Medical Marijuana Number of Certifications	Number of Orders with Inhalation	AVG Daily Dose (mg)
STATEWIDE	321,909	858,252	680	436,372	1,132,216	603
FALLOWS, CHRISTOPHER	<5	7	55	56	124	102
GOETHE, ROBERT	2,336	5,527	257	2,346	5,568	187
GRACE, JOHN				12	12	58
HUSSEIN, MALEK	<5	<5	125	<5	7	225
KALAKATA, VIJAYASEKHARA				<5	7	54
REDRICK, SCOTT	849	2,042	201	1,403	3,389	217
SYVERSON, THOMAS	<5	7	150	120	284	148
TORRES, JAIME	16	30	107	39	92	112
WALLIS, B	<5	<5	200	10	20	208
WARD, ELAINE	12	35	100	12	35	100
Clay	2,825	6,485	218	3,648	7,964	206
ALESSANDRIA, MARC	<5	<5	100	30	57	191
ANDRAWIS, ASHRAF	49	59	67	267	438	96
BERNARD, GARY	22	34	78	128	266	86
CASTIEL, ALBERTO	6	8	92	179	207	118
LAFFERTY, BOBBY						
MAQUERA, VICTOR	28	28	259	<5	<5	267
MARS, DONALD	1,122	2,907	249	1,187	3,109	260
MATOS-GARSAULT, HUBER	54	61	96	263	407	119
MITCHELL, KIA	1,535	3,375	197	1,538	3,378	199
RUTERBUSCH, JEFFREY	<5	6	200	<5	6	200
SCHEINER, DAVID						
SHAUGHNESSY, JOSEPH	5	5	153	51	93	111
Collier	5,067	12,901	294	5,811	14,455	437
BAKER, MATTHEW	28	52	60	110	199	63
BARILE, MICHAEL	225	408	221	225	408	222
BLANCO FRANCO, ALEJANDRO	225	497	294	225	500	1,993
BRACCIA, GREGORY	211	621	246	218	642	244
BRODERICK, KATHLEEN				<5	6	35
CAMPBELL, JOHN						
CANTERBURY, JOHN	22	33	40	34	66	63
CHO, SHELDON	12	12	75	12	12	53
COURVILLE, GARY	<5	<5	110	46	86	91
CUGINI, CHRISTY	<5	<5	30	<5	<5	18
FAREMOUTH, JAMES	149	346	208	172	404	204
FERBER, ANDREW	279	646	251	366	878	261
FINAN, EUGENE						
FUCHS, SCOTT	112	202	58	178	336	78
FULLER, AARON				<5	7	250
GARRY, RONALD	<5	<5	60,000	<5	6	21
GUIDRY, ANDREW	29	61	1,074	31	63	1,095
HALIKAS, JAMES	85	157	515	141	253	372
HOWARD, COREY	<5	<5	76	8	13	46
HUSSEY, FRANCIS	521	1,017	201	521	1,017	201
KELLEY, EDWARD	38	74	19,237	57	121	18,824
KORUNDA, ZDENKO	51	90	50	128	254	54
MARISTANY, EDUARDO	<5	<5	100	21	48	59
MARQUES, ROMILIO	<5	<5	100	<5	<5	100
MOORTHY, PRATHIMA	6	7	2,225	5	6	61
PEREZ-RODRIGUEZ, SOCRATES	5	13	89	22	37	165
POTTER, CLINTON	1,220	3,608	115	1,220	3,615	119
PUERTO, JUAN	31	37	189	33	41	190

Table 8. Individual Physician Average Daily Dose for Orders of Low-THC Cannabis and Medical Marijuana by Inhalation Route from October 1, 2018 through September 30, 2019.

Physician County	Low-THC Cannabis Number of Certifications	Number of Orders with Inhalation	AVG Daily Dose (mg)	Medical Marijuana Number of Certifications	Number of Orders with Inhalation	AVG Daily Dose (mg)
STATEWIDE	321,909	858,252	680	436,372	1,132,216	603
ROBERTS, CAROL	8	21	90	54	148	127
RODRIGUEZ HERNANDEZ, RALPH	191	426	192	195	437	196
ROTH, ROBIN						
RUBINO, MARK	138	287	204	157	335	270
SIBLEY, MARK	<5	6	10	<5	6	10
SMITH-FERNANDEZ, HEATHER	<5	<5	160	117	174	259
TANDATNICK, CARL	54	161	57	54	163	64
UTTLEY, THOMAS	38	74	114	58	107	119
VACKER, MARK	1,369	4,017	177	1,374	4,037	332
VANCE, NANCY	5	12	48	15	26	40
Columbia	30	52	144	219	377	117
IZEIYAMU, OSAYANDE	5	5	94	190	320	109
RAVINDRA, RAJANI	24	46	148	26	54	163
SHOKAT, MAXIMILIAN	<5	<5	200	<5	<5	150
Duval	15,065	39,620	170	17,876	46,215	178
AKBARY, HARES	340	1,020	114	340	1,020	114
ALIU, KINGSLEY	5	8	55	53	111	114
ANTIPORDA, GLORIOSA	357	913	98	786	1,936	109
BEAMAN, RODERICK	168	402	167	204	531	190
BURNS, PATRICK	29	46	41	248	649	59
CAUDILL, JEFFREY	16	34	75	17	35	75
CHOPRA, SHAWN	465	910	113	468	917	112
CORDERO- LOPERENA, DIANA	576	1,506	246	633	1,644	239
CRUMP, JOHN	147	333	55	595	1,265	79
CUMBER, ZEHRA	167	498	100	170	505	240
DE ARMAS, LOURDES				<5	<5	60
FAROOQUE, MOHAMMAD	9	17	96	55	118	77
FOLTZ, JERRY	20	21	101	45	90	254
GOLDEN, MARLA	7	21	200	7	21	200
HALPERIN, ANDREW	592	1,497	244	1,227	3,301	288
HANES, MICHAEL	325	969	160	325	967	158
HARDY, CARL	3,691	11,004	112	3,691	11,006	126
HASSAN, MAJED	<5	<5	23	6	7	22
HESSON, HOSSAM				<5	<5	150
HUSSAIN, JAWED	20	38	72	17	37	97
HUSSAIN, SYED	6	6	67	7	7	1,057
JIMENEZ, ALEXIS	50	100	80	51	101	71
JONES, JEREMY	7	14	321	12	22	484
JOYNER, JAMES	<5	8	76	61	144	96
KATZ, DAVID	97	184	489	170	338	315
KHAN, SAJID	7	21	150	22	66	134
KHANNA, PARVEEN	69	136	90	78	160	89
LACINA, FRANCIS	96	287	101	96	286	103
LASKI, HAROLD	8	15	90	66	131	135
LOCKE, KEYA	10	17	165	19	47	230
MANN, JUSTIN	341	1,019	122	417	1,249	123
MANOHAR, SHONITH	5	7	40	7	13	65
MARCOM, RODNEY	34	60	82	56	101	75
MEDINA, NANCY	164	348	207	164	349	207
NABIZADEH, SHAHRIAR	53	122	109	55	127	109
NEWTON, TEREL	139	144	90	244	256	106
NOUMAN, ASIM	<5	<5	23			

Table 8. Individual Physician Average Daily Dose for Orders of Low-THC Cannabis and Medical Marijuana by Inhalation Route from October 1, 2018 through September 30, 2019.

Physician County	Low-THC Cannabis Number of Certifications	Number of Orders with Inhalation	AVG Daily Dose (mg)	Medical Marijuana Number of Certifications	Number of Orders with Inhalation	AVG Daily Dose (mg)
STATEWIDE	321,909	858,252	680	436,372	1,132,216	603
PATEL, VISHAL	18	38	42	19	39	41
PHAM, BAO	5	7	90	36	56	90
PULIDO, RENE	1,194	2,531	368	1,243	2,599	364
REDDY, SATHAVARAM	9	27	150	9	25	150
SALAH, ISMAIL	5	5	90	74	76	118
SANCHEZ, RACHAEL	<5	<5	97	<5	6	110
SERT, PERI	144	430	176	144	430	181
SIMONS, JOHN	2,882	8,539	214	2,882	8,529	231
SOURIAL, SOURIAL	<5	<5	90	<5	<5	90
SPOONER, JUSTIN	442	694	195	443	701	196
TRAN, BRADLEY	65	122	68	152	347	77
UCHE, CHIDI	1,564	3,498	112	1,659	3,768	116
ZACHAR, LENKA	593	1,755	200	587	1,737	200
ZEB, SHAHID	64	191	208	64	192	224
ZHANG, HAITAO	51	51	52	147	149	58
Escambia	9,658	27,299	175	10,608	29,951	177
BEAR, DAVID	402	1,193	71	438	1,300	71
BEASLEY, MICHELLE	5,549	16,424	163	5,558	16,414	176
BRANNON, HORACE	943	2,298	301	945	2,327	246
COX, JEFFREY	37	99	134	106	307	162
DUNCAN, SUZANNE	6	15	183	17	47	176
HASS, WILLIAM	112	281	149	114	290	137
HILLMAN, ALEXYS	8	9	106	80	162	104
JUDSON, DONNA				11	25	113
KESLER, ROMAN	13	29	97	12	28	66
MCFADDEN, NORMAN	85	254	107	93	278	115
MITCHELL, KENNETH	124	256	72	152	340	81
PELAEZ, JORGE	<5	6	53	<5	6	53
RAYSON, THOMAS	81	211	126	118	327	155
RINEY, THOMAS	585	1,264	113	795	1,784	120
SALZBERG, JAN	8	22	175	10	30	181
SAUER, SAMUAL	27	77	100	27	78	107
SAYRE, ROBERT	1,428	4,176	214	1,432	4,177	216
SERPAS, MICHELLE	<5	10	100	<5	10	100
SMITH, MICHELLE	18	46	859	20	52	840
THOMPSON, CHARLES	89	267	200	89	267	200
TRABUCCO, ARNALDO	26	51	184	326	946	182
TUEL, TIMOTHY	108	302	101	256	747	153
ZEICHNER, SIMON	<5	9	200	<5	9	100
Flagler	440	1,148	400	972	2,505	1,202
DANTINI, DANIEL	<5	<5	215	26	28	252
TREECE, JONATHAN	436	1,144	401	946	2,477	1,212
Franklin	5	8	75	5	9	78
TANGLAO, EMMANUEL	5	8	75	5	9	78
Hernando	3,664	8,932	311	4,300	10,030	296
ABDULFATTAH, QAHTAN	76	121	65	200	352	66
ALSABBAGH, EYAD	<5	<5	159	206	211	68
BAIN, RUSSELL	<5	<5	60	22	24	214
BANWATT, RAMNIK						
CARADONNA, RICHARD	<5	<5	40	<5	<5	40
COURTNEY, MICHAEL	25	52	255	101	194	275
DAVIS, BILLY	76	219	218	77	220	222

Table 8. Individual Physician Average Daily Dose for Orders of Low-THC Cannabis and Medical Marijuana by Inhalation Route from October 1, 2018 through September 30, 2019.

Physician County	Low-THC Cannabis Number of Certifications	Number of Orders with Inhalation	AVG Daily Dose (mg)	Medical Marijuana Number of Certifications	Number of Orders with Inhalation	AVG Daily Dose (mg)
STATEWIDE	321,909	858,252	680	436,372	1,132,216	603
DOHERTY, MARIA	230	463	67	278	607	91
GEBHARDT, SCOTT	2,541	6,701	377	2,536	6,690	385
GLIGICH, OLEG	59	104	60	67	122	62
KROLL, BRIAN	216	531	81	235	585	90
MALHOTRA, GAURAV	<5	<5	4	<5	<5	4
MARSH, MATTHEW	41	72	85	154	321	91
MORENO, DAVID	316	530	132	318	532	132
NAKHL, FADI	<5	<5	40	<5	<5	40
STOLTE, KEITH	74	123	231	75	125	229
SWAIN, SHYAM	<5	<5	35	27	39	45
Highlands	307	574	233	1,377	2,569	221
ARRIA-DEVOE, GERARD	13	19	902	16	25	230
BASSETTI, DENNIS	27	29	57	169	366	76
PALOSKY, ERIC	166	317	250	901	1,719	267
PATEL, DEEPAK				8	8	99
PEARCE, GARY	<5	<5	50	18	39	141
PINZON-REYES, ERNESTO	12	20	70	13	18	68
SHARMA, PRIXIT						
TORRES, ALEXANDER	88	186	186	249	385	173
TOTURGUL, DAVID				<5	9	47
Hillsborough	27,749	76,635	201	34,161	95,025	318
ACKERMAN, IVAN				<5	<5	69
AHMAD, BURHAAN	<5	7	137	110	239	85
ALI, MOHAMMED	407	1,132	103	407	1,130	104
AMSHEL, CRAIG	85	145	83	216	413	72
ANCHETA, JOEY	24	42	463	461	1,115	470
ARVIV, TALI	21	44	80	80	184	95
AUERBACH, LEWIS	914	2,697	164	2,257	6,664	161
AUSTIN, MICHAEL	93	270	267	332	985	296
AYER-COLE, JAWAN				5	5	67
AZEEM, NOMEN	7	15	100	7	15	100
BARBOUR, RONALD	18	41	1,058	32	68	6,539
BENNI, ABD ALRAHMAN	142	325	725	142	326	726
BERGER, DAVID	1,039	3,094	158	1,107	3,299	170
BIREDDY, VENKATA	15	34	77	17	40	83
BLAKE, GEORGE	21	61	106	20	59	107
BYRNE, PATRICK	646	1,895	109	761	2,254	187
CABAN, FRANCIS	365	871	145	365	873	146
CALKIN, PETER	2,216	6,630	200	2,216	6,634	202
CASANAS, ROBERT	40	45	146	130	162	140
CAZES, ELLIOT	<5	<5	90	88	157	183
CHOWDHARI, SHAUKAT	44	56	46	31	51	94
CODY, JOSEPH				7	10	155
COMMEDORE, EMILE						
COTTAM, JOHN	<5	<5	750	7	18	892
CROCKER, DAVID				<5	<5	144
DIAZ DIAZ, JOSE	2,841	7,373	291	4,023	11,224	365
DO, HOI	<5	5	54	24	24	88
DOWDY, MATTHEW	29	79	69	91	201	93
DRAPKIN, ROBERT				5	13	52
ECHEVARRIA-CRESPO, ESTHER	2,767	8,263	112	2,769	8,262	127
FAROOQ, SHIRAZ	114	235	126	121	257	136

Table 8. Individual Physician Average Daily Dose for Orders of Low-THC Cannabis and Medical Marijuana by Inhalation Route from October 1, 2018 through September 30, 2019.

Physician County	Low-THC Cannabis Number of Certifications	Number of Orders with Inhalation	AVG Daily Dose (mg)	Medical Marijuana Number of Certifications	Number of Orders with Inhalation	AVG Daily Dose (mg)
STATEWIDE	321,909	858,252	680	436,372	1,132,216	603
FLYNN, GREGORY	<5	<5	40	<5	<5	40
FRANKLIN, DONALD	1,466	2,811	185	1,598	3,592	1,609
FURMANSKI, DAVID	500	1,453	235	569	1,680	291
GERLEY, PETER	489	1,149	272	705	1,708	1,673
GLIDER, ROSS	3,385	10,147	200	3,384	10,141	201
GOLD, TANYA	394	1,175	173	395	1,175	177
GRIFFIN, JENNIFER	142	424	388	142	424	392
GRIFFIN, RADLEY	85	174	196	118	266	207
GRISALES, DARIO	19	31	42	89	133	63
HECHTMAN, JASON	18	24	26	31	53	34
HEIMAN, DAVID						
HOOVER, TYRON	177	530	155	299	895	175
KALIN, DAVID	10	23	70	31	87	196
KARUMANCHI, PRUDHVI RAJAN	11	18	233	16	23	239
KASHLAN, GHIATH	55	109	142	53	108	142
KAWLICHE, BORIS	5	7	129	41	86	295
KILGORE, JOHN	214	484	153	388	906	70
KING, KELLY	1,660	4,303	413	1,828	5,134	441
KRAMER, LENI	604	1,726	375	605	1,728	376
LAURO, STACIE	<5	<5	200	<5	<5	200
LIPINSKI, IRENE	706	2,083	149	706	2,083	185
LONG, AARON	22	39	63	25	46	84
LOREN, DANIEL	31	92	75	41	124	124
LYTER, DAVID	532	1,584	244	534	1,593	294
MARTINEZ, ROBERT	<5	<5	150	52	112	170
MCTAGGART, JOHN	701	2,037	131	737	2,140	227
MENNEN, LEONARD	41	45	119	47	51	105
MILLER, JEFFREY	43	91	98	102	269	124
NALLU, SAGARIKA						
NENINGER, YAMILET	<5	6	75	<5	7	66
NGUYEN, TRAN	<5	<5	275	6	6	267
NOE, SASHA	86	225	86	112	295	78
NORMAN, ROBERT	17	17	151	118	125	190
NOVITZKY, DIMITRI	235	622	200	341	922	188
NUSSBAUM, CHRIS	<5	<5	800	41	93	800
O'DONNELL, KIRK	36	106	129	36	106	127
PATEL, KAMLESH	<5	6	75	<5	<5	103
PATIDAR, BHAVIN	<5	7	143	10	17	152
PATWARI, SUNEETH	5	11	177	24	43	151
RAJ, VIJAY	558	1,499	230	616	1,669	281
RAMANI, PRIYA						
ROBAINA, AL				<5	8	425
ROBINSON, PATRICK	<5	6	100	<5	<5	100
SALHAB, SUZANNE	<5	<5	67	63	103	107
SAMALOT, JOSE	379	1,123	218	600	1,768	288
SANTIAGO, RAMON	84	221	152	255	716	155
SCOTT, DOUGLAS	3,031	8,615	133	3,030	8,606	221
SHAH, SYED	<5	9	200	<5	9	200
SHEMESH, RON	6	8	144	31	68	101
SHETH, BAIJU						
SHULTZ, DEBORAH	<5	<5	160	157	457	144
ST CLAIR, DEBORAH	23	53	216	24	56	215

Table 8. Individual Physician Average Daily Dose for Orders of Low-THC Cannabis and Medical Marijuana by Inhalation Route from October 1, 2018 through September 30, 2019.

Physician County	Low-THC Cannabis Number of Certifications	Number of Orders with Inhalation	AVG Daily Dose (mg)	Medical Marijuana Number of Certifications	Number of Orders with Inhalation	AVG Daily Dose (mg)
STATEWIDE	321,909	858,252	680	436,372	1,132,216	603
STEFANO, STEPHEN	11	11	282	23	27	289
TALAKKOTTUR, CHARLES	<5	6	205	23	52	210
TORRES-PEREZ, WILLIAM	39	74	299	40	70	110
TSENG, JACK	28	56	115	141	358	153
WASHINGTON, ANTHONY	<5	<5	50	<5	<5	200
ZACCARI, JAMES	8	16	90	83	190	64
Indian River	2,081	5,544	159	3,459	8,958	143
DEAN, MELISSA	157	452	200	160	464	202
GONSALVES SIKORA, ALITA	449	875	95	555	1,158	108
KHALAF, MAJID	17	38	193	19	41	200
MEETZE, RUSSELL	<5	<5	60	25	47	201
OFNER, MICHELE				9	20	17
OLENEK, CHRISTOPHER				13	22	283
PARVUS, DIRK				7	8	184
PIERONE, GERALD				<5	<5	43
PRESCOTT, THERESA	5	15	7	78	180	72
SABA, RASHID	255	762	386	258	772	387
SADHWANI, HARISH	<5	<5	70	115	216	31
SHIPLEY, JOSHUA				21	30	152
STACHTIARIS, ACHILLES	999	2,984	128	998	2,982	130
STROUP, EDWIN	58	129	83	222	612	92
TREATMAN, SCOTT	5	9	129	121	350	144
ZAMBELLI, PATRICIA	134	277	42	855	2,053	108
Jackson	<5	6	92	10	19	89
ANANIA, MARY	<5	<5	100	<5	<5	100
STOKES, STEVEN	<5	<5	88	7	16	87
Jefferson	2,495	7,460	197	2,495	7,461	199
DOTSON, ROBERT	2,495	7,460	197	2,495	7,461	199
Lafayette	253	757	114	275	820	116
CABRERO-MUNIZ, NICOLAS	253	757	114	275	820	116
Lake	2,055	5,320	218	3,137	7,596	497
ALVARADO-HERNANDEZ, LUIS	9	27	102	16	47	100
BROWN, THOMAS	45	136	144	45	132	160
CHARLES, KEITH				<5	<5	90
CHIN, GLORIA				<5	<5	1,000
CHOUDHRY, MOHAMMAD	<5	<5	50			
COY, JAMES	35	89	143	79	223	131
DAVINA, ELEANOR	80	205	212	80	204	212
DE LEON, HECTOR	15	28	33	125	236	220
DOMINICK, RAYMOND	8	8	74	181	186	142
KIM, LLOYD				11	13	73
KRAUCAK, NELSON	40	120	200	60	174	211
LOUGHLIN, MATTHEW	954	2,623	248	985	2,676	302
NAGEL, SHIRLEY	154	350	229	154	349	230
NOVIS, NORMAN	<5	<5	400	<5	<5	200
OEHLER, JAMES	547	1,441	201	607	1,603	1,452
RAJASHEKAR, HARSHA	<5	6	408	23	46	80
SAINT LOUIS, OBED	8	8	207	41	75	102
SAINT-ELIE, DANIEL	87	112	55	111	153	64
SANTI, CELESTINO	46	119	137	494	1,235	136
SMIRNOFF, ALEXANDER	<5	<5	3,200	<5	<5	35,000
STRICKLEN, HILLARY	<5	<5	100	12	24	3,871

Table 8. Individual Physician Average Daily Dose for Orders of Low-THC Cannabis and Medical Marijuana by Inhalation Route from October 1, 2018 through September 30, 2019.

Physician County	Low-THC Cannabis Number of Certifications	Number of Orders with Inhalation	AVG Daily Dose (mg)	Medical Marijuana Number of Certifications	Number of Orders with Inhalation	AVG Daily Dose (mg)
STATEWIDE	321,909	858,252	680	436,372	1,132,216	603
THOMAS, DANIEL				14	24	86
VILLA, MARIVIC	14	37	122	33	82	124
ZUBKIN, ALLAN	<5	<5	43	59	106	161
Lee	28,658	79,270	368	33,540	92,586	335
ABU SHAHIN, FADI	<5	7	71	6	16	50
ARNOLD, PAUL	<5	<5	180	210	214	260
AULD, HEATHER	321	953	201	321	951	389
BALTER, DAVID	216	648	178	216	647	198
BOND, WENDY	8	24	418	12	36	298
BRUECK, ROBERT	482	1,067	202	521	1,220	237
BRUHN, DONALD	88	259	275	91	264	276
CARLIN, LANE				13	27	30
CASTILLO-NIEVES, EDGARDO	5	5	200	78	128	200
COSSU, JOHN	<5	<5	143	7	8	266
DAITCH, JONATHAN	<5	<5	288	80	149	42
DAVIS, PHILLIP	<5	<5	200	<5	<5	400
DOUEK, MAURICE	138	390	188	152	425	118
DURY, PATRICIA	172	442	225	175	447	329
EL-GENDY, ALAA						
ENCARNACION, KEVIN	68	176	327	68	175	324
FERGUSON, LEE	59	177	349	59	177	349
FILIPOWICZ, ROMAN	1,404	4,194	283	1,446	4,322	297
GUAITOLI, GIUSEPPE				7	13	252
JAFFE, SCOTT	928	2,164	201	929	2,169	278
KHAN, RABIA	13	34	121	15	42	115
KUEHNER, PAUL	61	156	518	69	176	364
KYRITSIS, ATHINA	8,674	24,728	209	8,697	24,791	381
LIEBOWITZ, FRED	22	23	135	26	36	119
LIM, MAY JOY	11	29	42	24	42	55
LOMAS, JERILEE	25	54	200	47	96	218
LUKASIEWICZ, CYNTHIA	<5	<5	60	<5	<5	70
MANDELKORN, ROBERT				<5	<5	853
MARKOWITZ, DAVID	2,272	6,807	200	2,270	6,794	200
MARTINEZ, MICHAEL	<5	<5	100			
MIAN, MUNIRA	334	972	298	376	1,115	296
MORRIS, DARELD	3,378	9,026	1,504	3,380	9,027	751
MOULTON, MARLENE				<5	10	34
MURTAGH, WILLIAM	34	100	210	35	102	150
NORLEANS, MARK				19	35	178
PATRICK, JOHN	24	34	79	217	232	74
PREUDHOMME, JULES	<5	<5	6	51	92	141
RAMAMURTHY, SUJATHA	4,032	10,976	172	4,036	10,997	173
ROMERO, FRANCES	<5	<5	100	<5	<5	44
ROSENKRANTZ, ERIC				<5	<5	32
ROSS, STEPHEN	<5	<5	80	93	177	120
SAREEN, RAJAN				25	44	448
SAUER, MARK	165	438	196	169	490	195
SCHULTZ, CARL	284	660	180	296	732	207
SHAHLA, ZIAD				<5	<5	10
SOLIMAN, GEORGE	87	235	183	89	253	158
SONN, GREGORY	5,082	13,775	270	8,800	24,825	283
TAYLOR, TERESE	5	12	553	68	187	1,063

Table 8. Individual Physician Average Daily Dose for Orders of Low-THC Cannabis and Medical Marijuana by Inhalation Route from October 1, 2018 through September 30, 2019.

Physician County	Low-THC Cannabis Number of Certifications	Number of Orders with Inhalation	AVG Daily Dose (mg)	Medical Marijuana Number of Certifications	Number of Orders with Inhalation	AVG Daily Dose (mg)
STATEWIDE	321,909	858,252	680	436,372	1,132,216	603
VEL, JEAN-JACQUE	<5	5	75	15	20	143
WEINER, JAMES	<5	5	47	29	47	118
WILLIAMITIS, ANTHONY	227	642	422	275	786	409
ZFAZ, MARTIN	<5	6	500	<5	6	500
ZUGHBI, CINDY	12	25	252	12	25	252
Leon	11,915	34,940	191	12,325	35,745	189
COHEN, GEORGE						
DORN, JOSEPH	4,209	12,583	199	4,211	12,575	200
FEE, CHERYL	4,089	12,162	200	4,081	12,127	200
HOLLIMON, JOHN	16	48	84	32	94	102
JAIN, AMIT	5	11	28	5	7	87
KIRSCH, CHARLES	3,085	9,230	181	3,084	9,215	185
KOBERDA, JAROSLAW	5	7	40	17	25	30
MACKAY, JOHN	50	124	102	75	189	106
MAITLAND, CHARLES	9	16	43	21	30	42
MIGNON, YVETTE	<5	<5	15	44	130	27
MOORE, MARK	348	632	65	462	856	43
PATACXIL, FILEMON	86	105	51	159	190	53
SIANO, JOSEPH	5	10	125	6	16	150
STRIBLING, FRED				5	13	100
SWINEY, TOMMY	7	9	59	123	278	85
Levy	18	37	59	121	304	67
QAMAR, ASAD	18	37	59	121	304	67
Manatee	2,441	6,333	265	3,715	9,261	189
BEARD, MARGITA	8	14	58	85	210	66
BLEND, TIMOTHY	<5	5	100	58	116	80
BOYLE, KATHLEEN	15	45	176	30	78	161
BRAINARD, KAREN	10	30	947	13	39	335
FINE, ALEXANDER	<5	<5	120	13	22	1,087
FOLKENS, ERIC	14	23	96	123	254	94
KAHANE, IAN						
KUNWAR, SHAAN	135	285	194	307	590	171
MATHEW, MANOJ	981	2,695	205	982	2,706	286
NARVAEZ, ADOLFO	533	1,498	104	534	1,504	106
NESSETTI, MATTHEW	12	25	63	64	122	73
NORRIS, STEVEN	<5	<5	95	29	77	94
NOTMAN, SAMANTHA	29	72	7,864	29	72	447
PERRONE, VINCENZO	63	156	85	478	1,133	100
REICHBACH, STEVEN	420	1,090	199	608	1,676	201
RUCKER, GEORGE	36	43	84	97	160	201
YATHIRAJ, SANJAY	<5	9	323	90	168	122
YCAZA, ROBERT	176	338	202	175	334	201
Marion	2,747	7,339	204	3,983	9,551	325
BEAMS, KENT	1,644	4,881	235	1,643	4,879	299
CORRETTIER-RUSSI, CESAR	6	8	141	160	195	256
CUMPTON, TERI						
FAZAL, ZULFIQAR	9	11	61	126	218	62
HALL, DOUGLAS	591	1,765	128	591	1,758	161
JACKSON, BURKE	13	13	1,892	330	331	2,260
KAIRAB, HIMANSHU						
KATANICK, SHELDON	<5	5	84	225	539	95
LEMIRE, JAMES						

Table 8. Individual Physician Average Daily Dose for Orders of Low-THC Cannabis and Medical Marijuana by Inhalation Route from October 1, 2018 through September 30, 2019.

Physician County	Low-THC Cannabis Number of Certifications	Number of Orders with Inhalation	AVG Daily Dose (mg)	Medical Marijuana Number of Certifications	Number of Orders with Inhalation	AVG Daily Dose (mg)
STATEWIDE	321,909	858,252	680	436,372	1,132,216	603
LERRO, DESIREE	6	14	821	118	313	884
OFFENBERG, HOWARD	5	9	52	13	26	19
PERKINS, HASHANI				19	42	213
PYLES, STEPHEN	11	17	300	121	344	304
SACHER, MARK	27	31	78	200	312	81
TIECHE, STEVEN	432	585	133	437	594	135
Martin	3,707	8,567	145	7,253	16,964	456
ADELBERG, JONATHAN	60	124	175	61	123	174
BARATTA, ROBERT	10	13	47	151	323	144
BEEELITZ, JOHN	9	21	60	57	150	60
BUGGIA, MARY	<5	<5	40	8	24	89
BUSHNELL, JEANNE	<5	<5	133	77	115	183
CALAS, HENRY	50	119	87	86	220	97
CASTELLANOS, JAIME	<5	<5	60	11	15	167
DUFRESNE, CHANTELLE	112	326	267	117	342	326
GAMBINO, PAUL	145	219	66	362	608	95
KASHOUTY, RABIH	30	54	50	661	1,308	50
LOVAAS, GREGORY	496	1,210	122	504	1,237	131
MOHSENI, NATHAN	31	90	93	134	394	134
MURPHY, FRANCIS	<5	<5	100	8	10	140
MURPHY, JOHN	335	889	202	1,486	4,309	1,416
PATEL, RIMAL	11	14	160	14	23	154
PEARSON, EDWARD	194	490	104	629	1,354	120
POLSKY, MARK				<5	<5	275
RAMOS, JUAN	5	7	38	17	24	26
RANKIN, LISA	1,622	3,602	162	1,624	3,599	164
ROBBINS, HOWARD				<5	<5	9
TROVATO, FRANK	<5	<5	30	8	17	92
TURNER, DONALD	26	38	79	651	1,357	119
WATT, JASON				15	23	97
ZOTOVAS, ANDREA	563	1,342	100	569	1,383	105
Miami-Dade	17,113	40,038	9,508	32,008	74,207	5,469
ABELLO, ROBERT	38	72	29	68	151	36
ALEGRET, RAMON				<5	6	25
ALONSO, DELILAH	20	44	200	20	44	200
ALTMAN, ALAN	770	1,799	264	1,456	3,556	296
ANDREONI, ANTHONY	58	174	106	152	456	116
ASHBY, BERNARD	6	16	240	7	19	218
AU, ADAM				<5	<5	270
AVILES, RAFAEL	<5	<5	8	<5	<5	15
BAKER, JEFFREY	<5	<5	59	24	47	65
BELLMAN, BETTY	<5	<5	60	<5	5	40
BENJAMIN, YUKHANAN				<5	<5	80
BEN-KANE, SUZANNE	<5	<5	200	<5	<5	200
BERGER, LAWRENCE	<5	6	5	5	15	100
BERKE, WILLIAM						
BINKER, JOSEFA	<5	<5	108	58	104	211
BINKER, RODOLFO	5	10	242	60	117	188
BIRMAN, ALEX	9	26	265	15	43	247
BLEMUR, PIERRE				<5	<5	250
BLUMENTHAL, BARRY	1,226	2,831	442	1,612	3,768	272
BONNER, WILLIAM						

Table 8. Individual Physician Average Daily Dose for Orders of Low-THC Cannabis and Medical Marijuana by Inhalation Route from October 1, 2018 through September 30, 2019.

Physician County	Low-THC Cannabis Number of Certifications	Number of Orders with Inhalation	AVG Daily Dose (mg)	Medical Marijuana Number of Certifications	Number of Orders with Inhalation	AVG Daily Dose (mg)
STATEWIDE	321,909	858,252	680	436,372	1,132,216	603
BRISTOW, SANDEE	53	116	180	54	117	207
BRUCK, DARREN				8	14	37
CARA, JEFFREY	5	13	137	7	19	120
CARABALLO, DALIAN				<5	<5	50
CARPMAN, DANIEL				<5	<5	200
CARRASCO, ANGEL						
CASTELLANOS, RAMON	<5	<5	947	16	20	638
CAVA, ROBERT	9	13	48	19	35	40
CEBALLOS, CESAR	<5	<5	70	42	99	117
CHANG, RICHARD	22	29	53	377	567	62
CHILDRESS, JOHN	<5	<5	113	17	26	107
CHOXI, ANKEET	5	15	32	5	15	36
COBIELLA, JOSE	<5	<5	40	6	15	78
CORDOVES, LAZARO				<5	<5	450
DAMAS, HERVE	18	29	93	188	339	118
DANSKY, ALAN	<5	<5	100	17	26	134
DAVIS, CHRISTINE				<5	<5	20
DE LA PENA, MARIA	36	72	150	42	89	195
DE URRESTI, MIREN	11	30	3,568	13	35	3,202
DEBEN, SOPHIA						
DELGADO, MARIA	18	20	127	23	25	197
DOMINGUEZ, LUIS	170	291	180	840	1,690	203
DRAESEL, JEFFREY	442	949	245	668	1,470	265
DUARTE, JUAN				<5	8	181
EFTEKHARI, NASSER	85	239	159	95	263	155
EISMAN, EUGENE						
ELHAKIM, SAMER						
ELLENBY, JAY	1,118	2,645	360	3,697	7,427	432
FALCON, ARMANDO	146	372	275	784	2,275	232
FERNANDEZ, INTI	<5	<5	200	14	17	239
FERRIN, FRANK	564	885	662	1,373	2,578	1,257
FINK, RANDY				5	8	68
FISCHER, DANIEL	<5	<5	200	<5	<5	200
FOX, GREGORY	<5	<5	30	<5	8	26
FOX, KEVIN	144	322	163	257	540	168
FOX, SUSAN	<5	5	48	6	9	41
FRANCK, GEDEN	<5	<5	400	<5	<5	800
FRANCO, RIGOBERTO	35	57	202	89	170	234
FURMAN, NEIL	31	87	267	49	116	476
GALLO, BRUNO	85	113	259	377	577	247
GARCIA-RIVERA, CARLOS	<5	<5	30	8	13	27
GEARY, NATALIE	<5	<5	240	36	48	225
GELBLUM, JEFFREY	5	6	73	36	60	181
GENTHER, KATHERINE	<5	<5	50	<5	<5	85
GERENSTEIN, RICARDO	<5	12	625	5	13	654
GLASSMAN, PAUL	6	12	163	9	21	421
GONZALEZ, CHRISTIAN	118	256	162	142	299	176
GONZALEZ, MANUEL				25	49	66
GROSZ, RAUL						
GUPTA, NINA				7	15	247
GUTIERREZ, PETE	8	14	89	90	134	75
HALL, MICHAEL				<5	<5	69

Table 8. Individual Physician Average Daily Dose for Orders of Low-THC Cannabis and Medical Marijuana by Inhalation Route from October 1, 2018 through September 30, 2019.

Physician County	Low-THC Cannabis Number of Certifications	Number of Orders with Inhalation	AVG Daily Dose (mg)	Medical Marijuana Number of Certifications	Number of Orders with Inhalation	AVG Daily Dose (mg)
STATEWIDE	321,909	858,252	680	436,372	1,132,216	603
HASSAN, KAZI	<5	<5	50	<5	6	45
HERNANDEZ, HUMBERTO	<5	12	175	5	15	180
HERNANDEZ, OSCAR				6	7	56
HERON, PATRICK	233	455	185	233	455	185
HOLMEWOOD, KEVIN	704	1,730	205	839	2,265	348
HOTCHNER, KIRBY	<5	5	2,200	9	22	1,174
JACKSON, JOHN	<5	5	46	7	8	76
JARRETT, WENTWORTH	11	26	1,811	26	52	3,123
JENNINGS, JAMES	<5	<5	26	7	11	30
JETT, GARY	<5	10	130	22	62	146
KAMLET, JEFFREY	<5	<5	160	208	284	194
KHAMVONGSA, PETER	<5	<5	16	5	7	18
KHAWAND-AZOULAI, MARIANA	<5	<5	125	50	138	106
KLOPUKH, BORIS	<5	<5	25	<5	<5	28
KOFFLER, RICHARD	16	34	1,715	36	82	860
KOUKA, NABEEL	<5	<5	39	7	9	66
LANDRON-GARCIA, LOURDES						
LERMAN, ANDREW	16	29	55	100	204	50
LENER, LAUREN	148	253	78	154	269	85
LEVIN, ESTHER				5	10	92
LEVINSON, ANDREW	<5	<5	26	13	17	39
LIEBERMAN, BERNARD	440	1,276	477	486	1,416	490
LIPMAN, RICHARD	5	10	102	16	34	92
LOPEZ, RAYMOND	312	820	107	1,397	3,819	375
LOPEZ-BRIGNONI, EVELYN	<5	6	350	8	19	238
LUBETSKY, RONALD	7	8	75	64	126	178
LYN-LASSITER, SAFIYA	12	18	144	81	185	197
MACHADO, HUMBERTO				<5	<5	25
MACKSOUD, DELORES				<5	9	43
MAHL, CHARLES	<5	5	90	7	13	80
MAIT, JARRED	<5	<5	450	9	15	165
MALANKAR, AMOL	79	136	87	315	574	127
MANASHIROV, RUSLAN	10	11	59	10	11	59
MANRESA, ALDO	44	98	146	49	116	145
MARIN, DANIEL						
MARQUIS, DAVID	<5	<5	1,500	14	41	897
MARTIN DEL CAMPO, ALONSO	308	765	142	329	837	191
MARTINEZ, ADOLFO	<5	6	120	<5	6	60
MARTINEZ-LU, KIANFA	11	20	76	20	40	97
MEDINA, SULEYKI	52	140	94	84	241	127
MEHTA, NIRAJ	<5	<5	70	12	20	100
MENDEZ, EDUARDO	508	1,228	184	532	1,304	190
MENDEZ, LUIS						
MILLER, ZOE	<5	<5	125	<5	<5	125
MINSAL-BALLESTER, GERARDO				7	12	158
MIRANDA, ALTAGRACIA	<5	<5	200	<5	<5	200
MOISE, GUY	178	305	89	280	484	114
MORALES, OSMIN	9	21	88	12	26	97
MOUHANNA, JOSEPH				5	9	118
MUNOZ, JOSE	<5	6	300	<5	6	300
NEUWIRTH, ZEV	5	15	120	16	48	124
NOBILE, ANJALI	<5	5	52	18	52	125

Table 8. Individual Physician Average Daily Dose for Orders of Low-THC Cannabis and Medical Marijuana by Inhalation Route from October 1, 2018 through September 30, 2019.

Physician County	Low-THC Cannabis Number of Certifications	Number of Orders with Inhalation	AVG Daily Dose (mg)	Medical Marijuana Number of Certifications	Number of Orders with Inhalation	AVG Daily Dose (mg)
STATEWIDE	321,909	858,252	680	436,372	1,132,216	603
OPPENHEIMER, JOSHUA				<5	<5	120
PADRON, JOHN	6	6	750	14	16	1,580
PAIT, THEODORE	21	50	79	111	306	172
PEREZ, RENE				7	19	94
PEREZ, VIVIANA	<5	<5	394	10	20	445
PHILLIPS, J	19	38	575	127	271	594
PINO, ANTONIO	502	1,379	246	714	2,016	234
PINZON ARDILA, ALBERTO						
POLGA, JUSTIN	<5	<5	45	8	11	54
POPP, HOWARD	6	11	76	27	60	73
POWELL, MICHELLE	26	67	260	51	107	213
PRIETO-HERNANDEZ, JOSE	<5	<5	600	<5	<5	800
RABEN, KAREN	<5	<5	60	<5	6	65
REINES, ARIEL	<5	6	220	96	197	236
REMO, JUAN	712	1,947	280	1,486	4,014	302
RESNICK, STEVEN	25	55	97	106	215	84
REYES, RHEINCHARD	12	20	71	12	20	95
RIVAS, AGUSTIN						
RIVERA BUSCAGLIA, DANIEL	<5	<5	43	54	55	56
ROCA, ALEJANDRO	<5	<5	215	27	57	142
ROCHE, NORMA	<5	<5	467	<5	<5	467
RODRIGUEZ ALVAREZ, HUMBERTO	786	1,683	274	1,219	2,652	332
RODRIGUEZ DE LA TORRE, JESUS	16	30	150	55	135	147
RODRIGUEZ, MAGALY						
RODRIGUEZ, PEDRO				<5	6	100
RUBINOWICZ, BRUCE	596	1,774	175	727	2,158	176
SABBANI, ASHWIN	7	21	151	9	27	167
SAMUEL, VICKKI-ANN	43	71	232	95	181	267
SANCHEZ, CARLOS	10	17	69	88	208	59
SANTOS, GUILLERMO	<5	<5	500	7	7	957
SCHIFFMAN, LAWRENCE	61	133	94	63	144	97
SCHISANI, HOLLY	232	590	245	245	632	387
SCHOCHET, ELIE	<5	<5	100	16	32	149
SCHWARTZBARD, JULIE	<5	6	47	16	30	39
SEGAL, SCOTT	33	69	89	366	1,030	147
SENDE, FERNANDO	600	1,270	199	1,689	3,497	248
SERPA, JOHN	<5	6	1,407	5	9	1,096
SHABANAH, FIKRI VICTOR	<5	5	120	17	28	96
SINGER, ALLEN	<5	<5	33	5	8	50
STERN, JEFFREY	300	687	539,441	300	694	550,907
TABI, GEORGE	5	12	217	5	13	215
TEJEIRO, WILLIAM	79	80	38	121	127	51
TOLEDO, JOSE	<5	<5	45	<5	<5	30
URDANETA, MAYRE	1,026	2,251	325	1,178	2,767	421
VALLADARES, JOSE				<5	<5	50
VAN GINKEL, ERIK	9	11	1,793	27	43	3,849
VASQUEZ DUARTE, RICARDO	12	19	89	14	24	37
VAZQUEZ, SUZEL	<5	6	250	7	13	90
VENDRYES, CHRISTOPHER	<5	<5	38	15	30	147
VILLANO, KATHRYN				<5	<5	125
WAHLESTEDT, LISA	<5	7	414	5	13	300
WEINER, MICHELLE	2,097	4,627	179	2,105	4,679	211

Table 8. Individual Physician Average Daily Dose for Orders of Low-THC Cannabis and Medical Marijuana by Inhalation Route from October 1, 2018 through September 30, 2019.

Physician County	Low-THC Cannabis Number of Certifications	Number of Orders with Inhalation	AVG Daily Dose (mg)	Medical Marijuana Number of Certifications	Number of Orders with Inhalation	AVG Daily Dose (mg)
STATEWIDE	321,909	858,252	680	436,372	1,132,216	603
WHARTON, TOMAS	9	17	64	16	35	81
WILLIAMS, HAROLD				<5	<5	75
WOLF, AIZIK	<5	6	50	<5	6	33
WONG, ANN-MARIE	389	1,155	77	507	1,495	110
ZAIAC, MARTIN				<5	5	120
ZALIS, BRIAN				15	27	59
ZAPATA, SHEENA	10	30	100	10	30	100
ZAYAS, SHERYL				<5	6	67
ZHANG, MICHAEL	945	2,731	167	1,712	5,007	312
Monroe	438	1,185	102	1,437	3,169	130
BEYSOLOW, TAWEH				<5	6	50
CATANA, ROBERT	75	223	109	75	223	60
CHARITY, JENNIFER	24	58	104	58	108	124
FLOYD, JULIE ANN	289	811	100	729	1,831	118
GERTH, ELIAS	<5	<5	100	37	49	50
GRIDER, DAVID	<5	<5	150	57	122	82
GUDICELLO, FRANK	13	28	57	63	98	74
JACKSON, JERRY	10	18	77	295	488	127
JOHNSON, JESSICA	10	26	126	19	47	151
KEIFER, GREGORY						
LANGLEY, JOHN	<5	<5	172	<5	8	236
MCKNIGHT, RAYMOND	6	8	147	50	85	768
NORRIS, JOHN	5	7	70	44	101	137
RAE, IAN				<5	<5	27
Nassau	720	1,603	217	730	1,632	214
ATKINSON, ELIZABETH	<5	7	100	9	25	55
FINA, LERA				<5	7	40
GOLDBERG, KANDIS	704	1,577	219	703	1,577	219
TAYLOR, THOMAS	5	11	128	5	11	128
WHITE, DAVID	8	8	65	10	12	73
Okaloosa	3,771	8,527	151	5,906	13,777	147
BANKS, GARRY	1,680	3,838	122	1,797	4,141	139
BAWA, NITIN	283	471	80	411	862	101
BRENT, JOHN				57	110	110
BRYAN, CYNTHIA	11	25	131	12	32	185
CASTANEDA, THADDAEUS	342	754	200	342	754	202
ESCOFFERY, WILLIAM	97	289	220	97	289	201
GEORGE-SAINTILUS, ERICA	17	26	267	17	26	86
GIVEN, MICHAEL	5	11	173	5	11	200
GOLDBERG, ERIC	267	486	114	310	577	126
GRANT, WILLIAM	51	82	133	64	116	164
HANSON, SVETLANA	187	389	95	205	446	101
MANOS, GINGER	<5	6	100	26	58	85
MCCAIN, ELEANOR	5	13	15,582	7	19	10,718
MOHAMMED, SHEILA	183	361	82	419	945	135
MONTGOMERY, AARON	5	7	96	<5	6	96
MOORE, BRENDA	9	24	46	29	64	57
REMARK-ZARATE, ROBIN	520	1,501	103	877	2,275	104
SIEGEL, ROBERT	18	51	682	28	80	721
TAVERNARIS, MICHAEL	<5	<5	60	22	42	99
ZANT, ALBERT	88	190	125	1,177	2,924	120
Okeechobee	43	58	74	97	195	84

Table 8. Individual Physician Average Daily Dose for Orders of Low-THC Cannabis and Medical Marijuana by Inhalation Route from October 1, 2018 through September 30, 2019.

Physician County	Low-THC Cannabis Number of Certifications	Number of Orders with Inhalation	AVG Daily Dose (mg)	Medical Marijuana Number of Certifications	Number of Orders with Inhalation	AVG Daily Dose (mg)
STATEWIDE	321,909	858,252	680	436,372	1,132,216	603
KUMAR, RAMESH	43	58	74	92	188	84
SYED, MUHAMMAD				5	7	77
Orange	12,358	29,042	666	21,339	50,279	244
ABDEL AL, NAGLAA				<5	<5	40
AGGARWAL, BARBARA	130	380	156	428	1,263	168
ALDARONDO, SIGFREDO	5	7	129	5	7	126
ALEKSANDROVA, OLGA	<5	6	100	<5	6	100
ANTONYRAJAH, BERNADETTE						
AREVALO, CATHERINE	1,069	2,242	319	1,218	2,531	597
AWOSIKA, BANJI	<5	6	100	37	75	99
BAIGABATOV, ELDAR	45	87	162	67	145	168
BAUTISTA-ROSAS, MARIN	<5	<5	250	9	14	250
BAWANY, MOHAMMED	7	7	88	10	10	143
BEHANI, AIDA	29	50	211	34	68	127
BELOSO, ISMAEL	161	348	173	484	1,071	139
BHALANI, KANTILAL	53	90	81	294	635	88
BONES, RAPHAEL	104	176	93	1,031	1,867	103
BUSER, DAVID	<5	6	600	<5	6	600
CASTRO, IVAN	32	62	1,841	33	66	2,491
CHERUKUPALLY, PALLAVI	<5	<5	900			
CILBRITH, DAVID				16	30	90
COHEN-NEAMIE, DANIEL	159	260	920	194	332	978
COOPER, CHARLENE	573	1,679	156	659	1,935	153
DANG, PATRICK	<5	<5	3,283	94	184	1,051
DAPHTARY, UDAY	37	81	78	60	128	86
DAVIS, RONALD						
DEEN, RYAN	24	53	112	32	72	116
DESSLER, HARRIETT	241	696	201	295	852	217
DHILLON, MANVIR	6	9	3,583	6	9	3,583
FERNANDEZ, SANDER	2,209	5,846	2,310	2,211	5,957	117
FOX, ANDREW	715	1,459	155	3,254	7,404	160
FRASER, OWEN	248	595	2,182	318	787	2,364
FUNEZ, KEVIN				<5	<5	9
GRAHAM, DAVID	22	40	115	22	39	165
GREEN, SUSAN	516	1,306	156	784	2,045	162
HARDING, VICTOR	9	14	218	7	13	148
HARDY, PHILIP	41	109	151	49	119	182
HARRY, EUDENE	<5	<5	60	10	26	171
HILL, NATHAN				<5	<5	120
HITCHCOCK, LARA	8	14	101	42	82	118
IVANOV, OLGA	<5	<5	100	43	77	1,127
KHANNA, ASHOK	240	364	148	240	361	123
KIVETT, GERALD	272	746	375	296	842	387
KUSNETZ, NORMA				<5	7	130
LANSKY, MEYER	<5	12	171	34	55	161
LEVINE, SCOTT	9	19	150	9	19	150
MAGSINO, MARISSA	259	668	333	265	682	359
MALLONEE, RONALD	<5	<5	406	101	213	311
MARCELIN, PRUDENT	<5	<5	95	85	100	98
MASLIN, STUART	894	1,916	124	897	1,922	125
MASRI, ADDAM	<5	<5	100	21	51	91
MILLS, WILLIAM	<5	<5	200	21	61	200

Table 8. Individual Physician Average Daily Dose for Orders of Low-THC Cannabis and Medical Marijuana by Inhalation Route from October 1, 2018 through September 30, 2019.

Physician County	Low-THC Cannabis Number of Certifications	Number of Orders with Inhalation	AVG Daily Dose (mg)	Medical Marijuana Number of Certifications	Number of Orders with Inhalation	AVG Daily Dose (mg)
STATEWIDE	321,909	858,252	680	436,372	1,132,216	603
MUELLER, JEFFREY	<5	<5	50	21	35	93
NIELSEN, ANNETTE						
NURIEL, GABRIEL	15	38	422	20	53	262
OLIVEROS, PEDRO	674	1,398	79	880	1,928	109
PATEL, VARESH	684	1,131	149	692	1,146	150
PICHON, ANDRE	<5	<5	50	<5	<5	50
POWELL, BRIAN	<5	<5	40	29	55	54
QURESHI, IMTIAZ	29	32	54	61	93	79
RAJA, DEEPAK	<5	<5	12	<5	<5	48
RAJU, BHASKAR	125	247	99	133	259	168
REDDY, RAM	54	137	98	57	151	141
RIVERA, ALBERTO	168	381	252	173	392	227
SADEK, AHMED						
SANCHEZ, DANIEL	<5	<5	125	<5	9	96
SANGHRAJKA, NEHA	<5	<5	100	18	37	139
SCHULTZ, JASON	485	1,332	194	2,333	6,725	223
SHEKARI, SHIMA	76	211	120	76	211	120
SMITH, RICHARD	<5	<5	150	39	92	124
SMITH-MARTINEZ, CHERYLL	16	44	1,800	18	50	1,800
SNELL, GARY	559	1,623	111	706	2,030	130
STENZLER, STEPHEN	1,207	2,880	201	2,127	4,399	271
TEMPEL, RICHARD	<5	<5	100	27	43	105
UMPIERRE, ENRIQUE	<5	<5	50	68	132	62
WEAVER, HOWARD	105	191	121	127	259	139
WHEATLEY, RUSSELL				<5	<5	16
Osceola	3,054	7,727	441	3,449	8,605	478
AFZAL, AJAZ	<5	<5	50	11	11	135
ASHRAF, SUALEH				<5	5	60
AVILA, DUBY				<5	<5	120
HARDOWAR, LATCHMAN	20	22	493	118	124	501
HENNINGSEN, HARALD	<5	<5	150	6	12	80
KHAN, MOHAMMAD	8	18	200	19	50	187
KHAN, MUHAMMAD	5	5	59	31	54	46
LEVINE, HAL				<5	8	375
LY, DUSTIN	14	25	99	23	39	89
MARTINEZ, RAFAEL	40	76	75	46	96	84
MCDONALD, JOHN						
MORALES COLON, MARICELIS						
MORENO RIVERO, KEILER	26	76	173	62	172	149
PERFECTO VIERA, RAFAEL	<5	<5	200	7	7	202
POULOS, PETER	11	11	156	48	69	193
RUZ-PAU, CARLOS	<5	<5	41	5	13	67
THRASHER, MICHAEL	2,924	7,484	451	3,064	7,944	501
Palm Beach	18,566	47,497	217	39,071	96,230	206
ABDALLAH, NADER	<5	8	50	<5	<5	50
AGRESTI, MARK	<5	<5	200	40	56	96
AHMED, MUJAHED	7	12	85	64	140	119
ANDRE, PIERRE	<5	<5	51	57	57	76
ANDRICOPOULOS, GEORGE	697	1,993	456	753	2,172	477
ANTON, AMERICO	27	53	80	251	687	100
AQUA, KEITH	<5	<5	75	<5	6	158
ASHBERG, SHERRYL	23	52	185	26	68	185

Table 8. Individual Physician Average Daily Dose for Orders of Low-THC Cannabis and Medical Marijuana by Inhalation Route from October 1, 2018 through September 30, 2019.

Physician County	Low-THC Cannabis Number of Certifications	Number of Orders with Inhalation	AVG Daily Dose (mg)	Medical Marijuana Number of Certifications	Number of Orders with Inhalation	AVG Daily Dose (mg)
STATEWIDE	321,909	858,252	680	436,372	1,132,216	603
BACCHUS, ALBAN	43	51	309	43	52	310
BAFITIS, HAROLD	<5	<5	967	<5	<5	20
BAGO, MARIACLARA	67	189	66	244	709	88
BAIJNATH, JOAN	1,207	2,974	69	2,617	7,185	186
BAKER, JOHN	9	14	239	200	441	247
BALDA, LAURA	8	14	40	28	55	48
BARBOUR, MONIQUE	<5	<5	967	53	103	170
BEINHAKER, NEIL	13	35	234	96	249	212
BELOTTI, MICHAEL	394	1,182	200	399	1,195	200
BENAIM, MONROE	<5	<5	60	<5	5	42
BENSIMON, JAIMY	<5	<5	600	8	8	534
BERMAN, MIKHAIL	13	18	45	23	40	41
BERRY, ADAM	10	16	58	196	402	93
BLOCK, MICHAEL	<5	<5	20	<5	5	92
BOLTUCH, ROBERT	9	20	56	105	304	89
BONE, MELANIE	56	129	80	533	1,214	78
BRESKY, KENNETH	18	54	55	20	60	56
BRISKIN, ROBERT	<5	<5	20	<5	9	77
BROWN, NEAL	12	36	200	12	36	200
BROWN, RYAN	<5	<5	38	5	9	38
CAMERON, BLAINE	7	7	125	45	45	103
CANASI, JAVIER	43	82	180	355	645	197
CANAVES-NUNEZ, SONIA	<5	5	62	9	13	98
CARIDI, STEVEN	6	9	67	17	32	80
CARR, ORLON	180	328	602	286	524	709
CELIGOJ, FRANK	<5	5	20	<5	10	102
CHAPMAN, GLENN	<5	<5	20	<5	9	77
CHRZAN, DOMINIK	500	1,306	154	509	1,331	162
CICHOWICZ, IVAN	<5	<5	40	<5	5	37
COHEN, AARON	15	34	161	63	114	131
COLLINS, ROBERT	<5	<5	220	5	11	55
CONLEN, RICHARD	9	19	75	14	30	153
COOPER, HARRY	11	20	740	49	107	1,031
COSTELL, BRIAN	88	208	88	119	303	114
DAVIS II, CEDRIC	<5	<5	220	10	10	255
DAVIS, MITCHELL	90	237	61	963	2,721	103
DELTOR, PIERRE	<5	<5	617	<5	<5	200
DELUCA, JOHN	<5	6	617	31	64	182
DELUCA, MARK	<5	8	150	37	70	243
DHANDA, ANAND	<5	6	193	<5	<5	189
DIAMOND, PAUL	8	20	160	8	20	163
DISCEPOLA, CONSTANTINA	226	612	169	249	696	87
DRUCKER, RICHARD	<5	<5	105	27	62	176
DUDLEY, ROBERT	42	67	77	709	1,700	84
DURAN, ROBERTO	38	99	51	110	222	58
EISENBERG, BRUCE	6	17	30	6	18	30
EL-HADDAD, AHMED	127	258	62	1,072	2,413	108
ETTEDGUI, DANIEL	10	12	63	42	56	63
FERREIRA, MICHELLE	7	16	79	30	66	83
FICHMAN, HERBERT	49	137	109	54	148	272
FIDEL, JEFFREY	1,012	3,033	200	1,009	3,014	200
FORTIER, DANIEL	45	94	98	47	102	80

Table 8. Individual Physician Average Daily Dose for Orders of Low-THC Cannabis and Medical Marijuana by Inhalation Route from October 1, 2018 through September 30, 2019.

Physician County	Low-THC Cannabis Number of Certifications	Number of Orders with Inhalation	AVG Daily Dose (mg)	Medical Marijuana Number of Certifications	Number of Orders with Inhalation	AVG Daily Dose (mg)
STATEWIDE	321,909	858,252	680	436,372	1,132,216	603
FRIEDMAN, JARROD	6	8	89	33	44	101
FRIEDMAN, ROBERT	<5	<5	17	8	16	22
FRISCH, ANNA	<5	<5	75	32	76	220
GALANTE, EDGARDO				<5	5	10
GARIB-SANKAR, ANITA				17	29	55
GHEN, MITCHELL	<5	8	219	9	21	448
GIONIS, THOMAS	7	17	164	285	803	225
GIOVANELLI PORRATA, CLAUDIA						
GIRARD, JOHN	7	8	78	77	129	140
GLOVER, LESLEY	27	45	105	35	61	124
GOLGOTIU, ADRIAN	<5	<5	12	<5	<5	20
GRABER, MYLISSA	11	19	85	29	61	91
GUNTHER, ROBERT	<5	<5	200	<5	6	48
GUTHRIE, JENNIFER	861	2,189	104	1,217	3,298	305
HAO, YIHONG	<5	<5	5	<5	<5	125
HAYM, JEROME	629	1,767	137	778	2,219	136
HEVERT, DAVID	<5	5	445	<5	7	75
HORVATH, EDWARD						
HOUSS, CAROLYN	5	9	93	5	10	64
HUNT, CHRISTOPHER	25	39	59	38	68	74
HUQ, ZAHIDUL	<5	<5	16	12	25	39
HUTTON, BRETT				16	24	52
JAFFE, KENNETH	<5	5	63	40	88	53
JARIAL, RAVINDER						
JAVED, MOHAMMAD	7	10	62	137	324	99
JEWELWICZ, DANIEL						
JORDAN, THOMAS				<5	<5	113
JUSINO, EDUARDO	48	105	72	148	355	131
KAPLAN, EDWARD				7	15	131
KATEB, DAVID				7	9	217
KHAN, IRFAN	243	665	108	249	687	112
KILEY, LINDA	8	14	116	17	32	96
LALIA, JOSEPH						
LANE, KERRY	<5	6	158	21	54	116
LAROCCA, TULISA	<5	<5	41	34	60	116
LAUX, GARY	<5	7	31	39	66	54
LEICHMAN, GERALD	184	462	87	318	730	78
LEVITT, ALISON				<5	<5	50
LEWIS, BENNETT	105	284	101	399	1,146	102
LICHTSHEIN, GIL	68	109	120	349	712	382
LIOGIER-WEYBACK, LUIS ENRIQUE	40	103	202	175	448	113
LIPORACE, DAVID	<5	<5	93	54	98	90
LIPP, IRWIN				41	96	73
LIPSON, BRAD	93	152	947	257	359	2,117
LOPEZ-IVERN, FERNANDO	<5	<5	160	<5	<5	160
LOSS, MICHAEL	528	1,393	306	529	1,396	409
LOVINGER, ROBERT	602	1,636	104	748	2,044	106
MALDONADO BURDETTE, EDWIN	155	155	98	591	592	125
MANDELL, KENNETH	<5	5	105	6	8	158
MANSELL, KIMBERLY				13	27	128
MARKS, MITCHELL	5	8	108	6	11	95
MARTINEZ, GLADYS	286	759	188	302	790	193

Table 8. Individual Physician Average Daily Dose for Orders of Low-THC Cannabis and Medical Marijuana by Inhalation Route from October 1, 2018 through September 30, 2019.

Physician County	Low-THC Cannabis Number of Certifications	Number of Orders with Inhalation	AVG Daily Dose (mg)	Medical Marijuana Number of Certifications	Number of Orders with Inhalation	AVG Daily Dose (mg)
STATEWIDE	321,909	858,252	680	436,372	1,132,216	603
MARTINOFF, RICHARD	<5	5	87	10	14	56
MASSE, NICOLA	983	2,761	101	1,176	3,377	116
MATE, LASZLO				<5	6	48
MATEZ, MITCHELL	<5	<5	1,000	<5	<5	1,000
MATILSKY, MERNA KAREN	28	62	44	101	205	45
MCCORMICK, MARK	<5	<5	20	<5	5	90
MEISELMAN, HOWARD	81	168	63	916	2,247	78
MENDELOW, GARY	254	664	54	1,212	3,254	98
MERSON, MARCIE	45	70	166	45	71	165
MEWAR, SEETAL	30	47	48	32	51	48
MILLER, ADRIENE	10	17	110	38	82	117
MONTALVAN, JORGE						
MONTOYA, JACQUELINE	20	31	59	44	91	74
MOORE, CELINA						
MORAES, BRIAN	79	226	121	80	229	121
MORGAN, ANNE	168	260	134	4,557	9,354	159
NAM, PEDRO	35	60	84	79	159	104
NIR, ITZHAK	<5	<5	150	14	35	80
NOBLE, ANJALI	<5	<5	150	7	16	97
OLIN, MICHAEL	10	20	52	25	49	71
ORELUS, EMMANUEL				<5	<5	50
PARIKH, NAVAL	<5	<5	88	5	10	825
PARIS, MARK	14	22	231	87	171	315
PARRILLA ROSARIO, EDWIN	<5	<5	18	16	20	49
PESSAH, ARYEH				8	13	32
PICKHOLTZ, DOV	148	269	32	412	908	49
PROVOST, TYLER				<5	<5	37
QUINONEZ, GERARDO	<5	7	22	15	26	28
RAJAMANICKAM, SURESH	5	10	57	9	18	67
RAKOFSKY, JONATHAN	6	7	136	12	15	108
RAMIREZ, ANGELICA	<5	<5	7,150	<5	<5	7,150
RATHBUN, KATHLEEN	35	64	55	74	164	68
ROBERTS, EVANS	<5	<5	333	<5	<5	300
RODELL, SUSAN				<5	<5	50
ROSENBLATT, MELANIE	22	41	57	40	81	64
ROSSELLI, MATTEO				<5	<5	275
ROWLAND, WILLIAM	70	158	103	92	196	128
RUBIN, STUART	<5	<5	47	7	12	55
RYMER, WILLIAM	1,123	2,979	316	1,720	4,590	246
SABIDO, MICHAEL	5	11	34	38	76	62
SADOW, SAMUEL	1,073	2,897	228	1,093	2,988	266
SANCHEZ, PEDRO	12	23	78	65	129	63
SCHNEIDER, ROBERT	49	121	89	95	189	95
SCHOLLE, JANET				<5	<5	28
SCHWARTZ, PAUL	12	20	2,139	25	49	8,459
SCHWARZ, HAROLD				10	17	148
SEIDELMAN, RICHARD				27	46	25
SEMEL, LEWIS				13	20	41
SEVERSON, KAREN	<5	<5	100	<5	<5	917
SHARMA, SHEKHAR	<5	<5	650	<5	<5	1,500
SHESTACK, ADAM	11	23	65	13	29	70
SIDDIQUI, SAMUEL	461	1,127	96	957	2,427	161

Table 8. Individual Physician Average Daily Dose for Orders of Low-THC Cannabis and Medical Marijuana by Inhalation Route from October 1, 2018 through September 30, 2019.

Physician County	Low-THC Cannabis Number of Certifications	Number of Orders with Inhalation	AVG Daily Dose (mg)	Medical Marijuana Number of Certifications	Number of Orders with Inhalation	AVG Daily Dose (mg)
STATEWIDE	321,909	858,252	680	436,372	1,132,216	603
SILVER, STEPHEN	<5	<5	30	9	9	63
SILVERMAN, JOEL	5	6	40	22	22	81
SILVERS, DAVID						
SINCLAIR, MICHAEL	56	85	107	93	155	116
SINGER, MELISSA	285	615	161	286	609	161
SLOTNICK, DAVID	<5	<5	30	<5	<5	80
SPECTOR, STEVE	184	468	128	936	2,601	133
SPIRAZZA, CARL	6	10	110	54	134	87
STEIN, JEFFREY	615	1,095	94	640	1,147	94
STRATT, BRUCE	40	84	51	430	850	62
STRONG, DAVID	<5	<5	68	83	164	45
SZEINFELD, MARCOS	<5	<5	80	<5	<5	40
TAMBINI, PAMELA	<5	6	175	20	60	149
TARIQ, AMBREEN	1,305	3,629	569	1,618	4,515	541
TAUBMAN, RANDALL	<5	<5	300			
TAYLOR, ALEXANDRA	29	50	127	28	51	167
TEMER, ANYA	340	739	120	631	1,493	89
TENDLER, ARON						
TUMMINIA, LOUIS	<5	<5	11	39	66	69
VIZCAINO, VANESSA	<5	<5	20	28	59	111
WARSHAW, IRA	8	22	86	19	39	89
WEINSTEIN, LAWRENCE	25	66	62	50	118	64
WHELIHAN, MAUREEN	44	106	226	293	596	204
WISHNOV, BRUCE	106	206	129	110	218	120
WOLEK, EMILY	1,534	4,571	286	1,594	4,751	297
WOYOME, STEPHEN				12	13	54
YEE, GARVIN				8	14	58
ZAWADZKI, EDWARD	<5	<5	100	26	45	117
ZEMLIN, RICHARD				<5	<5	10
ZOPO, ALEX	<5	<5	153	70	140	120
Pasco	9,327	23,048	160	11,113	27,291	312
ALFORD MERCIER, CHARLENE	<5	<5	638	<5	<5	750
ANDRONICO, KENNETH	13	16	113	361	648	143
BAILEY, TIMOTHY	60	181	200	60	175	200
CANDELORA, PETER	57	164	191	347	1,046	117
CONDON, JAMES	8	10	78	13	19	92
DE LA GARZA, MIGUEL				39	39	32
FERREIRA, ROBERT	478	1,376	123	521	1,527	127
FIETSAM, ROBERT	<5	<5	90	71	144	132
FORMAN, MITCHELL	<5	5	108	246	377	97
HASHIM, MARK	3,522	9,196	217	3,524	9,189	221
HAYNES, ERIC				31	65	189
HERSON, DAVID	<5	7	19	<5	6	15
HIGGINS, CYNTHIA	18	32	122	36	74	157
KARAGIOZIS, MICHAEL				<5	6	127
LOGUIDICE, MICHAEL	622	1,651	189	842	2,309	1,936
MA, LI	24	41	24	29	50	22
MARKUS, PETER	50	147	168	359	1,068	231
PANGANIBAN, RUDOLFO	7	7	44	7	7	36
PARILO, KARINA				7	15	42
PATEL, TANMAY	3,774	8,381	109	3,858	8,614	110
RADICE, PETER	<5	<5	100	66	67	80

Table 8. Individual Physician Average Daily Dose for Orders of Low-THC Cannabis and Medical Marijuana by Inhalation Route from October 1, 2018 through September 30, 2019.

Physician County	Low-THC Cannabis Number of Certifications	Number of Orders with Inhalation	AVG Daily Dose (mg)	Medical Marijuana Number of Certifications	Number of Orders with Inhalation	AVG Daily Dose (mg)
STATEWIDE	321,909	858,252	680	436,372	1,132,216	603
RAMIREZ, EDGAR				<5	5	73
RUIZ, ESTEBAN	73	74	79	77	77	85
SYED, ASMA	13	27	100	13	26	100
VIEIRA, LEONARDO	596	1,723	105	597	1,737	154
Pinellas	40,370	113,176	189	45,641	125,108	209
ABDOOL, SHEREZA	15	33	201	30	61	412
AGIN, BRENT	10	22	73	94	214	102
ANDERSON, KATHY	99	212	287	100	222	309
ANDRIOLA, MICHAEL	<5	6	860	8	15	659
ASARE, KINGSLEY	12	22	88	15	30	129
AVERY, LISA	359	1,013	234	388	1,108	274
BALDIZZI, ANTHONY	11	31	98	13	37	99
BECKER, DAVID				12	28	1,014
BEYER, JOEY	956	2,788	121	974	2,852	247
BOTTARO, NICHOLAS	1,888	5,623	202	1,890	5,618	325
BOWMAN, STEVEN	9	22	52	22	49	93
BROWN, LORA	2,312	5,741	159	2,330	5,858	164
BROWNE-KING, ESTHER	69	207	203	69	207	203
BRUNO, MICHAEL	9	22	200	10	28	200
BRUNSON, ADAM	5	10	73	97	233	87
BUNCH, JENNIFER	32	84	51	120	288	78
CABELLO, DANIEL	71	143	59	99	203	66
CAMPANILE, RICHARD	371	899	310	387	932	308
CANTON, LARRY	13	28	895	47	94	685
CAPPIELLO, GERARD	<5	<5	200	<5	<5	200
CARVALLO, EDWARD	1,873	4,698	145	1,879	4,704	165
CHEESMAN, DAVID	18	54	300	18	54	300
CHIARELLO, NANCY	506	1,510	200	504	1,504	200
CHIPMAN, HOWARD	<5	10	100	100	204	111
CHUNG, CHARLES	881	2,643	200	878	2,634	202
CORZO, HECTOR	23	41	29	27	57	68
CROWLEY, EMILY	914	2,661	138	915	2,665	144
DECOSMO, JOHN	82	154	88	721	1,475	92
DELUCIA, EUGENE	12	21	239	60	136	140
DEUTSCHER, EDWARD	131	173	178	154	217	118
DEVRIES, BENJAMIN	<5	<5	25	<5	<5	13
DIDONNA, MICHAEL	50	70	87	101	157	110
DRYER, JOSEPH	255	520	168	576	1,380	279
ELLIS, NATALIE	1,001	2,988	111	1,023	3,057	117
FINE, STEVEN	15	45	253	15	45	253
GARCIA-LEYVA, GISELA				<5	<5	169
GILROY, PATRICIA	13	35	100	15	40	100
GOLDSTEIN, GARY	92	227	112	92	224	111
GROSSGOLD, ANDREAS				<5	5	79
HAYNES, SHERYL	101	158	1,132	267	409	1,926
HORNER, TAMI	53	117	201	53	119	200
HOSSAIN, IMTIAZ	<5	<5	90	18	41	50
KAMAJIAN, GEORGE	89	91	292	940	961	345
KAUZLARICH, JOHN	15	42	97	15	42	97
KHALAF, MOHAMED ABDEL	10	31	387	10	29	376
KHAN, ABRAHAM	256	695	103	526	1,326	98
KHOUSAKOUN, SOMPHANH	11	26	45	<5	8	100

Table 8. Individual Physician Average Daily Dose for Orders of Low-THC Cannabis and Medical Marijuana by Inhalation Route from October 1, 2018 through September 30, 2019.

Physician County	Low-THC Cannabis Number of Certifications	Number of Orders with Inhalation	AVG Daily Dose (mg)	Medical Marijuana Number of Certifications	Number of Orders with Inhalation	AVG Daily Dose (mg)
STATEWIDE	321,909	858,252	680	436,372	1,132,216	603
KOTAK, TANUJA	<5	<5	100	18	19	100
LANDAU, IRWIN	19	57	200	19	57	200
LANDRY, ABNER				<5	<5	600
LEIMBACHER, JEFFREY	1,494	4,476	118	1,495	4,485	121
LESLIE, FRED				10	23	44
LEVINE, BRETT	41	90	50	114	242	39
LIBREROS-CUPIDO, JAIRO	<5	<5	60	37	38	120
LIN, JENG	48	112	127	49	115	131
MAINOR, HENRY	202	535	96	203	540	98
MARGOLIN, JERRY	413	1,135	237	602	1,626	256
MAZA, RICHARD	9	13	167	28	58	919
MEADOWS, WILLIAM	19	33	191	228	559	300
MONROE, KAREN	687	1,713	182	694	1,752	181
MONSON, ANTONIO	667	1,988	282	675	2,004	290
MURRAY, MICHAEL	<5	6	200	<5	6	200
NIELSEN, JAMES	246	738	200	246	738	200
NUTINSKY, CHARLES	1,965	5,863	200	1,965	5,855	200
OLSZEWSKA, PAULINA	621	1,863	200	621	1,863	200
OSTRZENSKA, KATARZYNA	<5	<5	43	<5	<5	23
PALANCA, EDUARDO	513	1,030	258	512	1,030	258
PHILLIPS, BRANDI	55	127	200	55	127	200
POLLAN, ALINA	39	79	73	39	79	78
POLLOCK, DIANA	32	75	103	39	98	96
RIKER, SYLVAN	881	2,087	158	882	2,088	178
RINDE, JOHN	498	1,219	163	499	1,220	171
ROBINSON, STACEY	5	7	46	6	8	53
RODRIGUEZ, KATHERINE	9	12	99	13	24	185
ROPHIE, RALPH	128	376	98	971	2,883	175
ROSEWATER, STANLEY	820	1,708	169	823	1,712	171
ROSIN, JOSEPH	<5	<5	200	<5	6	200
ROTHMAN, JACK	2,856	8,560	200	2,833	8,486	202
SALCEDO, STEPHEN	528	1,577	200	528	1,575	201
SAMUELSON, HEATHER	189	567	200	189	567	201
SANKOORIKAL, ANTONY	<5	<5	18	7	17	38
SCHNEIDER, JEAN-RAPHAEL	88	240	45	221	608	64
SCHOW, DENISE	2,752	8,227	200	2,751	8,219	201
SCHOW, DOUGLAS	1,661	4,980	200	1,661	4,984	201
SHAH, SADHANA	<5	<5	160	8	9	98
SHAPIRO, DAVID	85	137	173	85	134	170
SINAIKIN, PHILLIP	36	107	208	46	135	182
SIRNA, ELIZABETH	19	53	131	33	88	180
SPRINGS, JULIA	919	2,653	274	1,060	3,129	299
STOICI, ROXANA	5	5	62	5	5	62
STRIKOWSKY, STUART	934	2,791	200	934	2,791	201
SUBRAMANIAN, VALLI	<5	6	23	<5	6	25
SZABO, BRIAN	3,360	10,052	201	3,360	10,057	206
TAHIRAJ, GENTI	77	219	376	77	215	373
TALATI, AMAR	201	395	247	451	885	220
TAYLOR, MARC	5	13	200	5	15	200
TEEKELL-TAYLOR, LEAH	291	835	200	302	869	200
TEYTELBAUM, RENATA	114	244	60	144	314	71
THOMAS, MARI	2,058	6,147	199	2,055	6,136	224

Table 8. Individual Physician Average Daily Dose for Orders of Low-THC Cannabis and Medical Marijuana by Inhalation Route from October 1, 2018 through September 30, 2019.

Physician County	Low-THC Cannabis Number of Certifications	Number of Orders with Inhalation	AVG Daily Dose (mg)	Medical Marijuana Number of Certifications	Number of Orders with Inhalation	AVG Daily Dose (mg)
STATEWIDE	321,909	858,252	680	436,372	1,132,216	603
VAN BENSCHOTEN, CHRISTOPHER	1,083	3,070	224	1,349	3,923	258
VERMA, DEEPA	38	78	249	38	78	246
WALLACE, ROBERT	<5	<5	400	13	35	424
WESTON, KHALILAH				19	47	78
YCAZA, LUIS	447	1,316	181	448	1,318	182
ZHENG-SMITH, WENTING	542	1,626	201	542	1,626	201
Polk	2,822	6,658	169	4,007	9,389	292
AHLUWALIA, PRAMJEET	11	11	125	10	10	133
ALVARADO, RONY	14	14	100	14	14	100
BOLARAM, JAYANTH	15	24	179	114	204	199
HUANG, CHARLES	15	27	141	26	52	173
ISSAR, JEETENDRA	5	5	60	42	66	83
ISSAR, REKHA	7	11	46	24	40	68
JORGE, JAIME	22	22	36	<5	<5	225
KALAN, SHIVAM	<5	<5	30	<5	<5	50
KAUFMAN, SETH	11	20	34	15	29	48
KHAN, AFTAB	<5	<5	53	7	11	53
LOUISVILLE, TOMMY	<5	<5	37	138	142	63
MIRANDA, FERNANDO	31	93	218	31	93	218
MONDELLO, CHRISTOPHER	780	2,228	49	735	2,077	89
MOORE, JAMES	<5	<5	4	8	22	141
NAVARRO, RICARDO	7	13	115	7	14	120
OKAFOR, CHUKWUKA						
ROBINSON-FARAH, GRAHAM	48	71	75	620	1,026	94
RUBENSTEIN, LISA						
SAYLOR, JASON	42	42	100	44	44	100
SCHWARTZ, JEFFREY	1,747	3,968	240	2,096	5,394	433
SMITH, WANDA	<5	<5	175	<5	13	204
TORRES, BENITO	49	86	195	50	101	149
VERNIER, ERIC	8	8	68	20	32	75
Putnam	19	28	108	28	39	121
PENDRAK, ROBERT	19	28	108	28	39	121
Santa Rosa	899	2,468	178	1,006	2,630	177
BARBER, LAURA	240	720	200	240	720	200
BROWN, RACHEL	300	840	200	303	850	200
CABREROS, FLORA LORNA	<5	<5	66	8	10	42
GARG, PURUSHOTTAM	23	23	64	91	91	102
HUDSON, JANICE				17	43	92
IGLEBURGER, JAMES	222	648	109	228	666	115
SHARP, ELAINE	84	173	281	84	172	282
VIGLIONE, DEBORAH	28	62	100	35	78	141
Sarasota	22,376	61,427	277	24,049	66,241	323
ANGELASTRO, NICHOLAS	77	162	182	244	532	314
ARISTIMUNO, JOAQUIN	100	214	233	102	222	241
ARNE, ELMER	<5	<5	200	9	19	200
AUNG-DIN, RONALD	634	1,673	290	684	1,832	294
BENZING, PEGGY	775	2,116	206	802	2,192	1,218
CHEN, WELLINGTON	121	360	213	122	361	403
COLE, WILLIAM	12	24	68	94	257	74
DE LOACH, VICTOR	111	307	493	111	307	493
DIENER, HOWARD	8	8	606	65	78	696
ELSBREE, SCOTT	<5	9	200	<5	9	200

Table 8. Individual Physician Average Daily Dose for Orders of Low-THC Cannabis and Medical Marijuana by Inhalation Route from October 1, 2018 through September 30, 2019.

Physician County	Low-THC Cannabis Number of Certifications	Number of Orders with Inhalation	AVG Daily Dose (mg)	Medical Marijuana Number of Certifications	Number of Orders with Inhalation	AVG Daily Dose (mg)
STATEWIDE	321,909	858,252	680	436,372	1,132,216	603
ERB, DONALD	170	311	106	343	694	121
FARAG, NAGY	1,729	5,074	164	1,730	5,075	179
FERNANDEZ, PETER				<5	<5	200
GAUDIEL, REMO	264	744	202	265	743	202
GERMAIN, JACQUELINE	559	1,673	201	559	1,672	202
GORDON, BARRY	5,658	16,930	201	5,660	16,926	386
GRUBBS, GERALD	417	1,186	200	417	1,192	356
GUPTA, VIRIND	13	16	150	31	36	489
HALIM, TARIQ	31	83	126	136	318	236
HARRIS, JUSTIN	<5	<5	100	15	43	32
HARVEY, FRED	34	74	116	62	135	130
HENSON, KENNETH						
HOFFMEISTER, TIMOTHY	2,461	7,287	414	2,468	7,283	410
HUME, DANIEL	9	21	2,857	9	21	2,857
IZMIRLIAN, DOROTHY	<5	<5	400	21	28	476
KALNOKY, ACHILLES	484	1,431	153	931	2,767	180
KUNSTMAN, HEIDI	573	1,714	400	572	1,707	400
LEXOW, STEPHEN	<5	6	150	<5	6	150
MAMUS, STEVEN	<5	<5	60	6	6	103
MARA, ROBERT	107	305	127	222	659	115
MASON, CLAUDE	61	97	542	70	121	579
MAURIELLO, JOHN	<5	<5	400	<5	<5	400
MERRITT, LISA	8	14	111	13	19	42
PATEL, GIRISH	5	14	61	8	22	52
PFAHLER, KENNETH	142	287	194	146	299	196
SIMOVITZ, RICKY				20	58	300
STEIN, DANIEL	3,472	9,644	515	3,471	9,646	271
TAYLOR, JANET	<5	5	630	15	44	655
THORNLEY, VIRGINIA	234	608	158	246	654	158
TRAVNICEK, PETRA	<5	<5	15	13	23	27
VASS, SUZANNA	<5	6	150	<5	8	130
WOLPMANN, MICHAEL	233	686	200	233	682	200
ZALKIN, ADALINE	3,856	8,326	174	4,123	9,542	180
Seminole	5,212	14,026	171	7,688	20,063	203
ALONSO, KENNETH	<5	<5	16	9	11	22
BALDWIN, ALICIA	51	150	299	58	174	153
BRINSON, ASHTON	63	145	164	592	1,442	313
BRUNO, PATRICIO	<5	7	750	<5	7	750
BURROWES, ADRIAN	6	9	56	54	115	57
CANNIZZARO, JOSEPH				<5	<5	800
CEDENO, JOSE	565	1,634	178	1,065	3,026	172
CHANLATTE-ITHIER, MARINO	1,195	3,398	189	1,698	4,976	199
FLETCHER, BRANDON	681	1,950	96	702	2,015	134
HOFFEN, BRUCE						
MACISAAC, KATHLEEN	70	125	88	70	128	90
MILTENBERGER, CHESTER	831	1,936	151	868	2,055	152
MORALES, ALLAMM						
NAGALAPADI, VENKATESH	<5	<5	70	14	25	104
OH, GREGORY	10	12	25	14	23	152
RICHARDSON-PRICE, MARLA	444	1,119	114	446	1,124	116
SCHLAPPER, BRENT	172	302	397	841	1,518	423
SEIFERT, WALTER	54	58	83	175	217	67

Table 8. Individual Physician Average Daily Dose for Orders of Low-THC Cannabis and Medical Marijuana by Inhalation Route from October 1, 2018 through September 30, 2019.

Physician County	Low-THC Cannabis Number of Certifications	Number of Orders with Inhalation	AVG Daily Dose (mg)	Medical Marijuana Number of Certifications	Number of Orders with Inhalation	AVG Daily Dose (mg)
STATEWIDE	321,909	858,252	680	436,372	1,132,216	603
SELSKY, CLIFFORD	5	7	994	17	31	1,063
ZELIKOVSKY, SHIRLEY	1,059	3,171	201	1,060	3,173	203
St. Johns	3,314	8,483	166	4,512	11,379	165
CARTWRIGHT, JOSEPH	118	254	99	119	257	92
CORNEAL, SCOTT	<5	<5	30	20	34	15
COVINGTON, DONALD	<5	<5	200			
ECKERT, ROBERT	1,442	4,272	200	1,441	4,264	203
ELKINS, ROBERT	34	56	166	674	1,805	174
FREIDENSTEIN, JAMES	76	103	71	74	101	69
GIBSON, GREGORY						
GRIFFIN, RYAN	39	92	200	39	96	200
HENRY, JOSHUA	1,131	2,446	101	1,380	2,939	96
LONG, ADRIAN	410	1,136	213	451	1,264	263
MODEL, DMITRIY	32	63	41	175	349	42
SOLEYMANI, SAMAN	5	7	36	113	214	40
TOCHTENHAGEN, CHLOE	23	48	99	26	56	96
St. Lucie	5,714	15,232	148	7,433	19,583	203
BALL, ADAM	<5	<5	12	<5	7	75,445
BLUM, MICHAEL	6	8	100	8	13	68
CHING, PEGGY	908	2,462	141	1,791	4,925	240
CONIDI, FRANCIS	54	94	36	42	79	27
DAMERON, DANA				6	12	17
ELLIOTT, PAUL				28	46	25
ESCOBAR, JUAN	10	14	69	97	166	99
EUGENE, JEAN-MARIE	20	37	295	25	52	292
FERNANDEZ MIRO, ULISES				5	8	63
GLENER, DAVID				5	6	115
HILL, JAMES	621	1,513	134	624	1,520	121
HOPPE, LEIGH						
IANNOTTI, NICHOLAS	26	50	339	50	96	288
KAUFFMAN, DEBORAH	18	36	59	104	233	70
LAMPARD, WILLIAM	5	7	37	137	274	57
MCCAIN, JESSICA	2,842	8,255	118	3,093	9,036	134
PORRAS POLO, ERNESTO	<5	<5	360	9	15	109
POTO, ANTONIO	63	69	123	66	73	123
RINCON, GEORGE	26	60	149	30	74	142
ROSEN, SETH	5	11	273	6	13	262
SCHMIDT, PAUL	<5	<5	900	5	5	229
SIGMAN, TIMOTHY	823	2,099	288	836	2,183	299
SWANSON, PAUL	9	15	260	21	43	219
SWARTZ, SIDNEY						
WERTHEIM, MICHAEL	7	12	280	9	16	260
YECKES RODIN, HEATHER	33	68	282	57	110	250
ZELINKA, MAUREEN	235	419	99	375	578	101
Sumter	1,490	3,982	291	4,039	11,196	679
BELL, MARGARET	7	13	119	7	13	126
BISBY, SHERI	49	89	6,132	385	774	6,333
CASTALDO, JOHN	30	30	650	97	98	510
DSTTEFFANO, DANIEL	<5	<5	400	76	131	360
ECKLIND, JERROLD	57	68	100	57	68	103
HANNUM, ROBERT	1,342	3,776	154	3,402	10,085	257
OLLIVIERRE, CARL	<5	<5	225	8	14	80

Table 8. Individual Physician Average Daily Dose for Orders of Low-THC Cannabis and Medical Marijuana by Inhalation Route from October 1, 2018 through September 30, 2019.

Physician County	Low-THC Cannabis Number of Certifications	Number of Orders with Inhalation	AVG Daily Dose (mg)	Medical Marijuana Number of Certifications	Number of Orders with Inhalation	AVG Daily Dose (mg)
STATEWIDE	321,909	858,252	680	436,372	1,132,216	603
RAMIREZ, GERARDO	<5	<5	250	7	13	200
SERRA, HIGINIO						
Suwannee	51	70	1,160	241	658	701
MOORE, EDWIN	51	70	1,160	241	658	701
Volusia	11,977	32,971	284	14,471	38,326	232
BENEZETTE, ALYN	1,102	2,613	442	1,695	4,344	448
BENTLEY, JAMES	740	1,850	1,498	766	1,918	434
BERNARD, JOHNNY	3,036	9,080	195	3,032	9,068	201
BOHANNON, JOHN	<5	<5	150	7	11	79
BRADY, WILLIAM	<5	<5	60	<5	<5	60
CHANMUGAM, JAY	8	8	99	148	187	108
CHEWNING, JOHN	27	52	200	182	405	150
COLLAZO, SYLVIA				18	18	164
CORAK, JEFFREY	<5	10	100	<5	10	100
CROUCH, EUGENE	5	11	232	<5	8	225
DUREN, LAURA				9	19	60
ESMAIL-RAWJI, ADAM	<5	<5	60	<5	<5	20
FELDMAN, ANDREW	<5	<5	200	49	91	146
GAREWAL, MANDEEP	15	25	33	20	32	44
HALL, PAULA	34	92	68	118	341	86
HANFLINK, NATHAN	775	1,541	97	1,255	2,588	133
JACKSON, ALLEN	33	54	55	33	54	55
JEPMA, JOHN				36	63	58
KENDRICK, MARK	<5	<5	100	11	21	70
KENT, ROBERT	39	82	83	64	143	82
KONICEK, ONNA				8	8	18
MIRABELLI, JORGE	<5	<5	20	240	240	42
NAIR, SANTOSH				<5	<5	55
OLUSEGUN, TINUADE	5,184	15,377	202	5,180	15,357	204
ONYEMA, JUDEPATRICKS	<5	<5	150	46	93	214
PARADIS, KRISTYNA	<5	<5	150	6	12	167
PARNELL, JOHN	122	136	146	170	221	146
PICCHIELLO, ANTHONY	57	119	122	59	127	134
POTTER, WILLIE	55	62	147	80	111	158
POTTS, RICHARD				<5	<5	40
RYAN, LORRAINE	94	271	141	98	284	138
SCHEFSKY, HARVEY	<5	<5	30	55	95	78
SCOTT, CLARENCE	<5	<5	4,375	<5	5	7,280
SHEMIRANEI, SAIED	51	115	77	71	151	86
SPENCER, ROGER	22	65	193	23	68	200
TIKKU, DEEPAK				<5	<5	253
TRAPANI, VICENTE	194	392	189	241	550	227
VAN DIEPEN, PATRICIA	333	942	201	334	940	248
VINTIMILLA, MARIA	<5	5	400	<5	7	400
VISVALINGAM, BHANU				<5	<5	28
WATRY, STEVEN	5	5	130	96	195	122
WULFF, KRISTIN	8	22	160	28	56	206
YEE, JOHN	14	17	60	269	466	79
Walton	3,816	10,767	143	4,221	11,767	152
ASENCIO, BRENDA LIZ	2,744	8,231	158	2,743	8,190	172
BLOUNT, CALVIN	320	653	54	323	662	70
CHERN, RICHARD	7	13	112	7	13	112

Table 8. Individual Physician Average Daily Dose for Orders of Low-THC Cannabis and Medical Marijuana by Inhalation Route from October 1, 2018 through September 30, 2019.

Physician County	Low-THC Cannabis Number of Certifications	Number of Orders with Inhalation	AVG Daily Dose (mg)	Medical Marijuana Number of Certifications	Number of Orders with Inhalation	AVG Daily Dose (mg)
STATEWIDE	321,909	858,252	680	436,372	1,132,216	603
CLARK, LISA	98	289	61	99	292	62
FAWAZ, FAWZI	10	21	100	10	21	100
HIGHT, PERRY	81	152	193	158	313	203
JOHN, THOMAS	167	350	107	181	393	112
JOHNSON, STEPHANIE	357	1,017	104	654	1,788	111
PICHARDO, NELSON	<5	<5	150	7	17	99
PUGLIA, JACQUELYN	30	38	100	39	78	101
Washington	159	395	119	738	1,932	167
LAPUZ, LAURO	159	395	119	738	1,932	167
Not Practicing	2,217	5,961	201	2,219	5,965	498
BERK, STUART				<5	<5	60
HAMMESFAHR, WILLIAM						
REICH, NORBERT				<5	<5	12
SCHULMAN, ROBERT	2,217	5,961	201	2,217	5,961	498
Out of State	2,661	7,684	494	3,142	8,860	237
CAMPBELL, JAMES	29	87	200	29	87	200
CAPUANO, MATTHEW						
COLE, SHOLA	431	1,292	183	434	1,302	177
GELFAND, PETER				35	79	54
LAKIN, RYAN	<5	5	35	5	8	34
LEVITT, DAVID	588	1,539	201	667	1,770	203
MAAROUF, JOHN	39	97	102	191	515	101
RENO, LETICIA	<5	<5	200	22	42	161
ROSS, HARRIS	<5	<5	160	<5	<5	30
TOLENTINO, JACLYN				<5	<5	40
TRONSHAW-GETTINGS, NAPATIA	51	153	300	51	153	300
UPHUES, MICHAEL	<5	<5	120	9	17	101
VREDENBURGH, JESSE	13	37	376	13	37	400
WARD, GREGORY	43	128	200	43	128	200
WOLFF, RICHARD	829	2,467	220	1,010	2,845	239
YARD, LAURA	631	1,873	1,386	631	1,874	353

Table 9. State and County Average Daily Dose for Orders of Low-THC Cannabis and Medical Marijuana by Oral Route from October 1, 2018 through September 30, 2019.

Physician County	Low-THC Cannabis			Medical Marijuana		
	Number of Certifications	Number of Orders with Oral	AVG Daily Dose (mg) Ordered Oral	Number of Certifications	Number of Orders with Oral	AVG Daily Dose (mg) Ordered Oral
STATEWIDE	343,149	910,048	612	405,899	1,060,385	584
Alachua	4,299	10,467	135	5,118	12,478	133
Bay	6,170	18,029	182	6,089	17,884	181
Bradford	70	169	222	159	416	104
Brevard	2,919	7,018	154	4,676	10,971	204
Broward	16,685	44,195	275	21,805	56,494	255
Charlotte	4,561	12,808	138	4,710	13,052	287
Citrus	3,300	7,817	186	3,932	9,336	187
Clay	3,335	7,384	205	3,686	8,011	198
Collier	5,010	12,739	167	5,352	13,511	159
Columbia	29	51	145	40	67	126
Duval	15,722	40,932	163	17,033	44,316	163
Escambia	10,074	28,595	176	10,398	29,397	164
Flagler	486	1,212	388	968	2,480	981
Franklin	<5	7	79	<5	7	79
Hernando	3,418	8,499	243	3,613	8,858	239
Highlands	290	559	210	943	1,721	223
Hillsborough	28,131	78,199	196	32,457	90,511	214
Indian River	3,007	7,814	124	3,409	8,833	129
Jackson	10	16	79	15	33	84
Jefferson	2,495	7,458	197	2,495	7,462	197
Lafayette	204	611	101	192	575	101
Lake	2,132	5,612	208	2,601	6,524	200
Lee	32,395	90,427	281	33,152	91,852	249
Leon	11,675	34,498	192	11,833	34,787	191
Levy	27	60	59	113	277	45
Manatee	2,632	6,695	254	3,199	8,022	163

Table 9. State and County Average Daily Dose for Orders of Low-THC Cannabis and Medical Marijuana by Oral Route from October 1, 2018 through September 30, 2019.

Physician County	Low-THC Cannabis			Medical Marijuana		
	Number of Certifications	Number of Orders with Oral	AVG Daily Dose (mg) Ordered Oral	Number of Certifications	Number of Orders with Oral	AVG Daily Dose (mg) Ordered Oral
STATEWIDE	343,149	910,048	612	405,899	1,060,385	584
Marion	2,814	7,516	216	3,308	8,467	221
Martin	4,057	9,215	137	5,806	13,793	516
Miami-Dade	19,384	45,556	8,382	28,362	65,309	6,072
Monroe	553	1,406	96	996	2,235	105
Nassau	749	1,651	213	750	1,650	212
Okaloosa	3,656	8,436	133	5,519	12,922	130
Okeechobee				<5	6	87
Orange	15,580	36,639	199	18,986	44,892	491
Osceola	3,138	8,001	297	3,277	8,266	297
Palm Beach	20,917	51,474	141	33,097	81,462	144
Pasco	9,521	23,531	129	10,266	25,138	212
Pinellas	41,373	116,044	169	44,540	122,489	174
Polk	2,463	6,126	162	3,397	8,279	486
Putnam	10	12	77	15	20	85
Santa Rosa	905	2,468	176	982	2,593	175
Sarasota	22,528	61,782	274	23,470	64,743	288
Seminole	5,762	15,718	160	7,044	18,535	173
St. Johns	3,559	8,852	150	4,114	10,322	152
St. Lucie	3,796	9,374	143	5,951	15,044	150
Sumter	2,224	6,168	196	3,760	10,681	245
Suwannee	51	80	1,865	222	584	615
Volusia	11,970	32,747	293	13,831	36,827	223
Walton	3,862	10,901	141	4,178	11,683	139
Washington	177	431	120	689	1,776	159
Not Practicing	2,218	5,960	202	2,219	5,973	306
Out of State	2,802	8,089	227	3,124	8,821	197

Table 10. Individual Physician Average Daily Dose for Orders of Low-THC Cannabis and Medical Marijuana by Oral Route from October 1, 2018 through September 30, 2019.

Physician County	Low-THC Cannabis Number of Certifications	Number of Orders with Oral	AVG Daily Dose (mg)	Medical Marijuana Number of Certifications	Number of Orders with Oral	AVG Daily Dose (mg)
STATEWIDE	343,149	910,048	612	405,899	1,060,385	584
Alachua	4,299	10,467	135	5,118	12,478	133
DAVIS, JUSTIN	1,142	3,045	61	1,464	3,886	73
GUNN, KATHRYNE	419	1,252	455	451	1,348	454
JANES, DONALD	16	48	78	23	68	97
MALIK, ALEEM	896	2,679	121	896	2,662	123
ODOCHA, INNOCENT	45	45	38	63	63	40
RAINS, CAROLINE	194	514	110	291	922	120
STEWART, BRENT	1,426	2,403	74	1,769	3,050	72
WEINSTEIN, ALAN	161	481	199	161	479	199
Bay	6,170	18,029	182	6,089	17,884	181
BARRIO, GEORGE	795	2,369	100	794	2,371	100
DERKAZ, JEROLD	2,139	6,404	200	2,139	6,408	200
EDWARDS, WILSON	29	57	71	35	70	78
FICHTER, LEONARD	341	1,012	182	344	1,028	180
HAMMAD, MUSTAFA	14	42	100	14	42	100
MOLINARI, VINCENT	60	146	152	61	149	154
MONASTERO, JOSEPH	2,391	7,154	200	2,390	7,152	200
MULLIS, STEVEN	<5	<5	185	8	16	78
NAZIR, KHURRAM	190	424	106	96	237	108
REED, MYRA	22	56	100	23	57	147
SHAABAN, MUHAMMAD	6	18	100	6	18	100
TEDTAOTAO, MARIA	71	181	314	70	173	136
ULLMANN, M	<5	<5	20	<5	<5	4
ZABIH, ISMAIL	108	162	100	108	162	100
Bradford	70	169	222	159	416	104
DECERCE, JOHN	70	169	222	159	416	104
Brevard	2,919	7,018	154	4,676	10,971	204
ARORA, SIDDHARTH	<5	8	105	6	13	73
CAPRARO, FRANCES	<5	<5	10	<5	<5	10
CHANDRA, SUMEET	16	32	1,257	127	253	951
CROWLEY, SEAN	<5	<5	1,000	<5	<5	727
DOMINGUEZ, DAVID	32	40	51	67	79	53
FILIBERTO, FRANK	304	864	201	633	1,813	203
HUNTON, REBECCA	9	10	98	20	30	67
IRELAND, BRIAN	78	164	29	160	334	34
JAFFE, TODD	10	23	44	16	30	51
LEBRON SANCHEZ, JUAN	8	8	406	6	8	403
LESSER, MICHAEL	9	22	73	82	177	78
LORENTE, MIGUEL	<5	<5	55	8	16	66
MADLENER, JOHN	63	141	57	72	167	58
MAZO, JOSSE	83	116	66	737	1,371	79
MCTAMMANY, MARK	<5	9	14,000	<5	9	14,000
MILEY, JANET	333	679	81	334	681	132
NAMBA, MICHAEL	<5	<5	200	<5	<5	200
NIELSEN, RICHARD	996	2,765	180	1,166	3,268	310
RADU, MIOARA	12	18	41	66	125	53
RAGSDALE, VERNICE	639	1,284	60	745	1,503	80
ROJAS, JOSE				8	12	26
SANTIAGO, JUAN	<5	6	165	<5	6	250
SKADEN, JIBRIL	9	13	73	11	19	83

Table 10. Individual Physician Average Daily Dose for Orders of Low-THC Cannabis and Medical Marijuana by Oral Route from October 1, 2018 through September 30, 2019.

Physician County	Low-THC Cannabis Number of Certifications	Number of Orders with Oral	AVG Daily Dose (mg)	Medical Marijuana Number of Certifications	Number of Orders with Oral	AVG Daily Dose (mg)
STATEWIDE	343,149	910,048	612	405,899	1,060,385	584
SORIANO, VICTOR						
TA, LAN	<5	9	1,250	5	11	1,059
WOLFINGTON, MICHAEL	<5	<5	200			
WOODARD, DANIEL	15	37	100	58	144	100
ZIPPER, KIM	284	757	84	339	893	91
Broward	16,685	44,195	275	21,805	56,494	255
ALHOMSI, ABED	<5	<5	20	<5	<5	40
ALSHON, JOSEPH	23	35	78	98	179	71
AMADI, HEPSHARAT	100	243	284	156	392	258
ANSCHUETZ, DANNELL	8	23	114	36	103	90
ARAIZA, JOSEPH				24	25	53
BAEZ, JAVIER	11	30	106	25	74	104
BARRERAS, LUIS	<5	<5	2,100	<5	<5	615
BARRON, EARL				<5	<5	150
BARRON, HOWARD	5	10	99	12	30	153
BERMAN, ROBERT				<5	<5	68
BORISIAK, TATYANA				<5	5	68
BRANDWEIN, GARY						
BRETAL, ANDREA	10	30	200	10	30	200
BRIONES, LUIS	22	43	87	23	45	87
BUSH, DARIN	<5	<5	1,000	16	29	1,459
CHAPLIK, IGOR				<5	<5	30
CHISTY, KHAJA	19	27	208	113	169	201
COHEN, MITCHELL	<5	<5	50	<5	<5	50
COLAK, KAYA						
CONCILIO, IAN	<5	<5	40	<5	9	74
COUPET, SIDNEY	<5	<5	120	11	11	79
DARCY, SEAN	292	531	54	1,016	2,008	81
DAVIDSON, MYRON	22	22	200	22	22	200
DIAB, KHALED	<5	<5	80			
DONOWAY, ROBERT				<5	<5	180
EVANS, LILLIAN	420	1,012	4,739	420	1,011	4,742
EXELBERT, ERIC	76	148	418	66	130	90
FERNANDEZ SABATER, ALBERTO						
FERNANDEZ, VANIA	5	5	62	<5	<5	53
FERNANDEZ, WIFREDO	<5	<5	103	5	7	53
FIELDS, ALLAN	9	10	95	9	10	95
FINK, DAVID	55	151	200	120	326	201
FRANK, JAMES	246	487	235	326	728	285
GARCIA, BERNARD	120	147	35	121	153	62
GARDERE, SERGE-HENRI				7	7	60
GATES, E JASON	<5	<5	225			
GELBARD, STEVEN	513	1,328	186	1,266	3,440	165
GITTMAN, ALLAN	10	15	165	14	32	172
GIUFFRIDA, ANTHONY	5	5	90	8	11	80
GOLDBERG, ANDREW	12	19	50	21	41	46
GOLDBERG, TODD				6	18	77
GOLDMAN, JASON	<5	<5	110	25	25	57
GUTIERREZ, ALVIN	<5	<5	70	14	22	26
HALL, ANTHONY	57	90	67	81	141	70

Table 10. Individual Physician Average Daily Dose for Orders of Low-THC Cannabis and Medical Marijuana by Oral Route from October 1, 2018 through September 30, 2019.

Physician County	Low-THC Cannabis Number of Certifications	Number of Orders with Oral	AVG Daily Dose (mg)	Medical Marijuana Number of Certifications	Number of Orders with Oral	AVG Daily Dose (mg)
STATEWIDE	343,149	910,048	612	405,899	1,060,385	584
HARAKE, ALI	18	21	50	5	6	38
HARMAN, LEONARD						
HARRELL, JON						
HEYWOOD, KENDRICK	52	146	62	111	323	46
IRIZARRY-ROMAN, MOISES	8	23	113	21	58	78
ISLAM, ZAMIL	30	87	107	89	253	113
JACKSON, ROOSEVELT	17	34	96	52	89	84
JARVIS, VINCENT	510	1,224	240	967	2,378	228
JAYSON, MAURY	38	87	90	50	125	99
JOHN, JONES	6	10	82	9	22	74
KALIRAO, PARAMJIT	<5	<5	15	11	21	35
KATANICK, CINDY	7	17	282	17	30	426
KELLER, NATHANIEL	8	8	20	10	10	18
KHAN, HUMAIRA						
KHANI, HOWARD				6	12	427
KING, DEREK	591	1,567	171	1,129	3,137	348
KIRSCHBAUM, NEIL	23	51	79	33	72	78
KOTTURAN, PAULSON	13	23	57	86	245	87
KOWALSKI, IAN	<5	<5	81	25	53	94
KRICHMAR, PERRY	<5	<5	20			
KUPPINGER, JORDAN	<5	<5	30	<5	<5	28
LACROSS, CHRISTOPHER				<5	<5	100
LEE, MARAH				<5	<5	96
LENCHIG, SERGIO	57	120	72	83	188	71
LEVY, CARLOS	275	822	200	275	822	200
LIEBERMAN, DONALD	<5	<5	200	<5	<5	200
MARRERO, GABRIEL	24	35	79	37	64	49
MARSH, VICKY	<5	<5	40	9	19	82
MAY, MARTIN	<5	<5	100	<5	<5	100
MCCLEAN, JACOB	<5	<5	120	40	61	137
MCKENZIE, MICHAEL	72	210	313	161	399	324
MILNE, JAMES	30	37	98	130	165	105
MIRZA, KHURRAM						
MISHKIN, DAVID				5	8	36
MURPHY, DEREK	1,054	2,729	207	1,439	3,875	188
NAWABI, NASEH	5	7	117	33	56	137
NERETTE, JEAN-CLAUDE	<5	<5	35	14	16	55
ODELL, ROBERT	<5	<5	19	<5	7	20
PANDYA , KAYLESH	43	110	252	49	116	233
PARDELL, HERBERT				<5	<5	33
PARZYNSKI, PAMELA	1,205	3,577	79	1,175	3,315	72
PEARLBERG, KENNETH	<5	6	100	14	42	82
PINKSTON, JAMES	826	2,281	135	989	2,774	132
POHLMAN, DANE	44	64	60	69	108	63
PROPIS, MELVIN	18	21	90	72	106	107
PULLER, CARRIE ELLEN	<5	6	50			
REYES, RENE	127	374	76	152	453	80
RIVERA MENDEZ, JOSE	25	74	88	20	59	123
RIVERA-HIDALGO, ZORAIDA	<5	<5	45	20	38	44
ROBAINA-GONZALEZ, LUIS	47	117	99	12	32	100

Table 10. Individual Physician Average Daily Dose for Orders of Low-THC Cannabis and Medical Marijuana by Oral Route from October 1, 2018 through September 30, 2019.

Physician County	Low-THC Cannabis Number of Certifications	Number of Orders with Oral	AVG Daily Dose (mg)	Medical Marijuana Number of Certifications	Number of Orders with Oral	AVG Daily Dose (mg)
STATEWIDE	343,149	910,048	612	405,899	1,060,385	584
ROBINSON, KEITH	15	24	425	15	24	50
RODRIGUEZ, FRANK	373	854	244	385	1,029	203
RODRIGUEZ, PAUL	247	247	78	244	244	77
ROSE, JOHN	146	427	202	143	423	203
SACHS, RACHEL	5	9	163	17	31	125
SADDLER, SHAWNETTE	196	441	49	480	1,152	66
SAFF, GARY	292	342	63	536	631	68
SEIFAN, ALON	19	37	316	41	74	297
SHAWN, LESLIE	10	16	33	61	97	43
SHERMAN, F.						
SILVA, BRIDGET	5	15	200	5	15	200
SILVA, RICHARD	<5	<5	40	<5	<5	20
SINGH, ALKA						
SLAVIN, HERBERT	24	37	51	49	84	44
SMITH, DOUGLAS	<5	<5	100	29	62	106
SO FAT, ATUL				<5	9	117
SOFF, MATTHEW	41	49	97	32	36	434
SOMMERS, ANDREA	128	184	81	128	184	84
STEINBERG, JEFF	9	9	384	<5	<5	1,500
STEINER, DAVID	7	18	40	11	26	61
TADROS, WAGDY	<5	<5	40			
TIRMAL, VIVEK	1,667	4,961	208	1,742	5,131	206
TOMCHIK, ROBERT	<5	<5	750	<5	<5	675
TROBMAN, MAYER	<5	<5	200			
UDELL, BRIAN	<5	5	202	18	37	72
VICE, MARVIN	4,874	14,473	171	4,893	14,526	172
VRABLE, ALLAN						
WARD JR., WILLIAM	<5	<5	40	<5	<5	40
WEINER, DOUGLAS	12	20	139	13	24	89
WEISMAN, PAUL	1,235	3,462	204	1,229	3,445	204
WEISS, CAROLINA	<5	<5	30	<5	<5	6
WILLIAMS, KAREN	<5	<5	20	13	23	28
WOLF ROSENBERG, AVA	66	115	99	66	115	103
WONG, SIMON				<5	<5	1,000
YELVERTON, CHERYL				<5	<5	20
ZANNIS, JASON	11	23	71	66	130	69
ZELLER, DONALD	<5	9	200	<5	9	200
ZITON, LAURA	34	61	126	48	96	38
Charlotte	4,561	12,808	138	4,710	13,052	287
BORDY, PASCAL	27	58	89	26	54	52
CAPOTE, NATALIA	<5	7	158	19	32	79
DRATLER, STANLEY				6	8	43
GARCIA, GERARDO	<5	<5	100	<5	<5	100
GARCIA, JOSE	28	80	179	29	81	180
GREENE, TUCKER	2,201	6,493	75	2,207	6,496	374
LITTLE, LEW	545	1,608	200	545	1,617	200
MCALLISTER, BENNETT	<5	5	80	12	16	126
MEMON, TANWEER	106	106	208	144	145	198
METYK, TETYANA	178	379	204	177	403	207
MORROW, R	231	693	201	231	693	201

Table 10. Individual Physician Average Daily Dose for Orders of Low-THC Cannabis and Medical Marijuana by Oral Route from October 1, 2018 through September 30, 2019.

Physician County	Low-THC Cannabis Number of Certifications	Number of Orders with Oral	AVG Daily Dose (mg)	Medical Marijuana Number of Certifications	Number of Orders with Oral	AVG Daily Dose (mg)
STATEWIDE	343,149	910,048	612	405,899	1,060,385	584
PANJIKARAN, ROSAMMA	<5	<5	2,500	8	8	2,129
RAVID, JOSEPH	19	35	720	19	35	714
ROSENFELD, LOUIS				<5	9	280
SHELL, STEVEN				8	18	190
SMITH, DANIEL	1,131	3,207	201	1,139	3,234	200
TAR, LESLIE	65	75	102	116	144	107
TORRES-URRUTIA, JUAN	20	58	198	20	58	198
Citrus	3,300	7,817	186	3,932	9,336	187
FALLOWS, CHRISTOPHER	52	94	68	118	257	105
GOETHE, ROBERT	2,343	5,552	185	2,350	5,575	186
GRACE, JOHN						
HUSSEIN, MALEK	<5	5	40	<5	7	69
KALAKATA, VIJAYASEKHARA				<5	<5	55
REDRICK, SCOTT	867	2,082	200	1,295	3,099	204
SYVERSON, THOMAS	6	12	150	114	270	148
TORRES, JAIME	17	34	99	36	82	105
WALLIS, B				<5	5	240
WARD, ELAINE	13	38	100	13	38	100
Clay	3,335	7,384	205	3,686	8,011	198
ALESSANDRIA, MARC	<5	<5	100	37	69	175
ANDRAWIS, ASHRAF	259	400	84	289	466	89
BERNARD, GARY	134	283	82	133	277	81
CASTIEL, ALBERTO	13	16	64	190	216	77
LAFFERTY, BOBBY	<5	<5	10	<5	<5	25
MAQUERA, VICTOR	54	54	302	<5	<5	370
MARS, DONALD	1,143	2,993	250	1,187	3,112	249
MATOS-GARSAULT, HUBER	141	187	81	247	374	85
MITCHELL, KIA	1,548	3,390	196	1,548	3,403	196
RUTERBUSCH, JEFFREY	<5	6	200	<5	6	200
SCHEINER, DAVID				<5	<5	27
SHAUGHNESSY, JOSEPH	38	50	139	46	79	134
Collier	5,010	12,739	167	5,352	13,511	159
BAKER, MATTHEW	11	18	86	29	43	62
BARILE, MICHAEL	220	397	150	220	398	150
BLANCO FRANCO, ALEJANDRO	113	280	158	112	275	145
BRACCIA, GREGORY	213	627	245	217	639	244
BRODERICK, KATHLEEN				<5	6	30
CAMPBELL, JOHN	<5	<5	120			
CANTERBURY, JOHN	17	28	47	33	52	48
CHO, SHELDON	44	50	67	43	49	34
COURVILLE, GARY	<5	<5	73	8	14	90
CUGINI, CHRISTY						
FAREMOUTH, JAMES	159	366	207	178	417	207
FERBER, ANDREW	284	659	116	325	780	170
FINAN, EUGENE				<5	<5	12
FUCHS, SCOTT	223	403	62	221	406	62
FULLER, AARON				<5	<5	133
GARRY, RONALD	<5	<5	60,000	<5	6	21
GUIDRY, ANDREW	31	63	1,087	30	62	1,037
HALIKAS, JAMES	84	149	432	109	199	177

Table 10. Individual Physician Average Daily Dose for Orders of Low-THC Cannabis and Medical Marijuana by Oral Route from October 1, 2018 through September 30, 2019.

Physician County	Low-THC Cannabis Number of Certifications	Number of Orders with Oral	AVG Daily Dose (mg)	Medical Marijuana Number of Certifications	Number of Orders with Oral	AVG Daily Dose (mg)
STATEWIDE	343,149	910,048	612	405,899	1,060,385	584
HOWARD, COREY	<5	<5	110	5	7	49
HUSSEY, FRANCIS	522	1,020	201	522	1,023	201
KELLEY, EDWARD	66	130	82	93	197	82
KORUNDA, ZDENKO	41	81	51	62	122	52
MARISTANY, EDUARDO	5	15	80	24	58	61
MARQUES, ROMILIO	<5	<5	100	<5	<5	100
MOORTHY, PRATHIMA	10	13	107	8	8	68
PEREZ-RODRIGUEZ, SOCRATES	6	14	89	17	28	141
POTTER, CLINTON	1,220	3,611	114	1,221	3,618	114
PUERTO, JUAN	29	35	192	31	38	197
ROBERTS, CAROL	32	70	95	98	238	106
RODRIGUEZ HERNANDEZ, RALPH	150	321	210	153	325	214
ROTH, ROBIN	<5	<5	60	<5	<5	90
RUBINO, MARK	52	110	203	69	136	202
SIBLEY, MARK	<5	6	10	<5	6	10
SMITH-FERNANDEZ, HEATHER	<5	<5	200	24	44	69
TANDATNICK, CARL	56	167	200	56	168	200
UTTLEY, THOMAS	36	69	103	53	97	104
VACKER, MARK	1,372	4,024	177	1,376	4,042	177
VANCE, NANCY				<5	<5	35
Columbia	29	51	145	40	67	126
IZEIYAMU, OSAYANDE	<5	<5	30	10	14	74
RAVINDRA, RAJANI	26	48	138	28	51	136
SHOKAT, MAXIMILIAN	<5	<5	350	<5	<5	225
Duval	15,722	40,932	163	17,033	44,316	163
AKBARY, HARES	340	1,020	114	340	1,020	114
ALIU, KINGSLEY				7	8	129
ANTIPORDA, GLORIOSA	489	1,077	108	491	1,196	96
BEAMAN, RODERICK	176	431	167	204	528	176
BURNS, PATRICK	43	77	39	305	827	43
CAUDILL, JEFFREY	16	34	75	17	35	75
CHOPRA, SHAWN	458	871	101	454	864	102
CORDERO- LOPERENA, DIANA	555	1,466	238	627	1,630	234
CRUMP, JOHN	768	1,592	54	747	1,536	55
CUMBER, ZEHRA	167	497	100	169	505	100
DE ARMAS, LOURDES						
FAROOQUE, MOHAMMAD	<5	7	133	17	33	71
FOLTZ, JERRY	19	41	61	40	84	225
GOLDEN, MARLA	10	30	233	9	27	200
HALPERIN, ANDREW	509	1,312	245	1,009	2,632	247
HANES, MICHAEL	327	975	158	327	975	158
HARDY, CARL	3,722	11,082	112	3,717	11,084	113
HASSAN, MAJED				<5	<5	40
HESSEN, HOSSAM				<5	<5	150
HUSSAIN, JAWED	20	38	72	17	37	97
HUSSAIN, SYED	7	7	66	8	8	933
JIMENEZ, ALEXIS	69	139	89	71	148	72
JONES, JEREMY	8	16	313	12	20	281
JOYNER, JAMES	24	50	44	58	136	50
KATZ, DAVID	168	328	470	169	334	296

Table 10. Individual Physician Average Daily Dose for Orders of Low-THC Cannabis and Medical Marijuana by Oral Route from October 1, 2018 through September 30, 2019.

Physician County	Low-THC Cannabis Number of Certifications	Number of Orders with Oral	AVG Daily Dose (mg)	Medical Marijuana Number of Certifications	Number of Orders with Oral	AVG Daily Dose (mg)
STATEWIDE	343,149	910,048	612	405,899	1,060,385	584
KHAN, SAJID	8	24	150	22	66	200
KHANNA, PARVEEN	33	67	89	48	99	86
LACINA, FRANCIS	99	296	101	99	295	102
LASKI, HAROLD	11	19	98	56	106	84
LOCKE, KEYA	12	22	187	18	43	202
MANN, JUSTIN	372	1,110	121	425	1,271	122
MANOHAR, SHONITH	<5	6	33	<5	8	40
MARCOM, RODNEY	24	40	56	29	47	62
MEDINA, NANCY	165	349	206	164	351	207
NABIZADEH, SHAHRIAR	53	122	109	52	122	119
NEWTON, TEREL	112	118	107	190	201	101
NOUMAN, ASIM	<5	<5	38			
PATEL, VISHAL	6	11	72	6	11	60
PHAM, BAO	6	8	90	34	51	91
PULIDO, RENE	1,177	2,513	368	1,222	2,573	365
REDDY, SATHAVARAM	9	27	150	9	25	150
SALAH, ISMAIL	<5	<5	90	11	11	80
SANCHEZ, RACHAEL	<5	7	129	<5	10	130
SERT, PERI	107	319	150	107	319	154
SIMONS, JOHN	2,883	8,543	201	2,884	8,536	203
SOURIAL, SOURIAL	<5	<5	90	<5	<5	90
SPOONER, JUSTIN	442	698	196	440	692	196
TRAN, BRADLEY	15	31	80	33	69	76
UCHE, CHIDI	1,591	3,530	110	1,664	3,765	112
ZACHAR, LENKA	593	1,755	200	587	1,739	200
ZEB, SHAHID	64	192	200	64	192	200
ZHANG, HAITAO	30	30	60	43	43	54
Escambia	10,074	28,595	176	10,398	29,397	164
BEAR, DAVID	474	1,410	100	461	1,373	81
BEASLEY, MICHELLE	5,608	16,594	163	5,595	16,522	165
BRANNON, HORACE	938	2,296	301	945	2,322	180
COX, JEFFREY	15	41	164	28	84	151
DUNCAN, SUZANNE	5	14	182	15	44	178
HASS, WILLIAM	113	285	135	113	287	135
HILLMAN, ALEXYS	<5	<5	100	72	140	103
JUDSON, DONNA	9	15	1,100	14	29	97
KESLER, ROMAN	12	26	90	11	26	65
MCFADDEN, NORMAN	87	260	117	94	281	108
MITCHELL, KENNETH	146	302	73	163	353	77
PELAEZ, JORGE	<5	6	55	<5	<5	100
RAYSON, THOMAS	49	129	112	70	182	132
RINEY, THOMAS	563	1,202	108	667	1,445	104
SALZBERG, JAN	8	24	178	9	27	178
SAUER, SAMUAL	29	84	100	30	93	100
SAYRE, ROBERT	1,497	4,394	213	1,493	4,378	214
SERPAS, MICHELLE	5	13	100	5	13	100
SMITH, MICHELLE	18	47	862	18	46	859
THOMPSON, CHARLES	89	267	200	89	267	200
TRABUCCO, ARNALDO	295	868	189	250	737	173
TUEL, TIMOTHY	108	308	100	252	736	103

Table 10. Individual Physician Average Daily Dose for Orders of Low-THC Cannabis and Medical Marijuana by Oral Route from October 1, 2018 through September 30, 2019.

Physician County	Low-THC Cannabis Number of Certifications	Number of Orders with Oral	AVG Daily Dose (mg)	Medical Marijuana Number of Certifications	Number of Orders with Oral	AVG Daily Dose (mg)
STATEWIDE	343,149	910,048	612	405,899	1,060,385	584
ZEICHNER, SIMON	<5	9	200	<5	9	100
Flagler	486	1,212	388	968	2,480	981
DANTINI, DANIEL	21	23	263	22	23	220
TREECE, JONATHAN	465	1,189	390	946	2,457	988
Franklin	<5	7	79	<5	7	79
TANGLAO, EMMANUEL	<5	7	79	<5	7	79
Hernando	3,418	8,499	243	3,613	8,858	239
ABDULFATTAH, QAHTAN	8	12	55	18	28	54
ALSABBAGH, EYAD	<5	<5	169	10	10	87
BAIN, RUSSELL	<5	<5	60	5	6	184
BANWATT, RAMNIK						
CARADONNA, RICHARD	<5	<5	40	<5	<5	40
COURTNEY, MICHAEL	50	95	215	104	204	194
DAVIS, BILLY	77	222	217	75	220	217
DOHERTY, MARIA	56	146	51	112	235	57
GEBHARDT, SCOTT	2,547	6,710	275	2,543	6,704	275
GLIGICH, OLEG	49	88	57	51	95	55
KROLL, BRIAN	203	503	80	221	552	85
MALHOTRA, GAURAV	<5	<5	12			
MARSH, MATTHEW	20	36	100	48	95	101
MORENO, DAVID	323	542	131	324	543	130
NAKHL, FADI	6	12	38	6	12	38
STOLTE, KEITH	72	120	233	72	120	234
SWAIN, SHYAM	<5	<5	33	23	31	40
Highlands	290	559	210	943	1,721	223
ARRIA-DEVOE, GERARD	<5	<5	300	5	6	145
BASSETTI, DENNIS	25	32	78	93	180	77
PALOSKY, ERIC	169	320	247	651	1,190	263
PATEL, DEEPAK				13	18	75
PEARCE, GARY	5	13	73	20	40	119
PINZON-REYES, ERNESTO	<5	5	90	<5	<5	30
SHARMA, PRIXIT	<5	<5	24			
TORRES, ALEXANDER	85	184	185	159	283	174
TOTURGUL, DAVID	<5	<5	20	<5	<5	20
Hillsborough	28,131	78,199	196	32,457	90,511	214
ACKERMAN, IVAN	<5	<5	195	<5	<5	600
AHMAD, BURHAAN	<5	5	160	112	248	75
ALI, MOHAMMED	420	1,164	101	419	1,160	101
AMSHEL, CRAIG	175	292	85	240	427	62
ANCHETA, JOEY	26	50	411	448	1,087	431
ARVIV, TALI	75	176	53	75	175	65
AUERBACH, LEWIS	824	2,409	152	1,657	4,861	139
AUSTIN, MICHAEL	105	311	307	320	951	198
AYER-COLE, JAWAN				<5	<5	25
AZEEM, NOMEN	5	8	100	5	8	100
BARBOUR, RONALD	19	44	994	26	57	7,792
BENNI, ABD ALRAHMAN	142	326	726	142	324	723
BERGER, DAVID	1,139	3,388	161	1,145	3,407	159
BIREDDY, VENKATA	12	23	57	12	24	58
BLAKE, GEORGE	21	60	107	21	60	107

Table 10. Individual Physician Average Daily Dose for Orders of Low-THC Cannabis and Medical Marijuana by Oral Route from October 1, 2018 through September 30, 2019.

Physician County	Low-THC Cannabis Number of Certifications	Number of Orders with Oral	AVG Daily Dose (mg)	Medical Marijuana Number of Certifications	Number of Orders with Oral	AVG Daily Dose (mg)
STATEWIDE	343,149	910,048	612	405,899	1,060,385	584
BYRNE, PATRICK	636	1,875	109	660	1,945	110
CABAN, FRANCIS	366	874	145	366	878	145
CALKIN, PETER	2,223	6,654	200	2,221	6,649	201
CASANAS, ROBERT	38	42	282	81	100	183
CAZES, ELLIOT	<5	<5	200	<5	5	126
CHOWDHARI, SHAUKAT	25	31	57	25	36	112
CODY, JOSEPH				6	9	133
COMMEDORE, EMILE				<5	<5	400
COTTAM, JOHN				<5	<5	100
CROCKER, DAVID	<5	<5	120	<5	<5	120
DIAZ DIAZ, JOSE	2,864	7,514	278	3,876	10,625	272
DO, HOI	6	6	49	10	10	57
DOWDY, MATTHEW	28	80	67	89	198	89
DRAPKIN, ROBERT	<5	<5	30	<5	<5	17
EHEVARRIA-CRESPO, ESTHER	2,787	8,310	111	2,787	8,330	113
FAROOQ, SHIRAZ	114	240	126	114	238	126
FLYNN, GREGORY	15	17	49	11	12	63
FRANKLIN, DONALD	1,485	2,982	187	1,598	3,583	194
FURMANSKI, DAVID	517	1,509	233	565	1,656	234
GERLEY, PETER	309	721	327	428	1,034	286
GLIDER, ROSS	3,385	10,148	200	3,385	10,141	201
GOLD, TANYA	396	1,181	173	398	1,185	175
GRIFFIN, JENNIFER	142	424	391	142	424	388
GRIFFIN, RADLEY	62	136	200	74	167	201
GRISALES, DARIO	<5	<5	143	7	9	120
HECHTMAN, JASON	5	10	32	25	43	25
HEIMAN, DAVID	<5	<5	30	7	13	24
HOOVER, TYRON	208	623	125	283	847	126
KALIN, DAVID	11	26	108	29	79	202
KARUMANCHI, PRUDHVI RAJAN	13	18	228	14	17	218
KASHLAN, GHIATH	52	102	158	53	103	157
KAWLICHE, BORIS	28	55	123	40	83	148
KILGORE, JOHN	213	490	89	335	776	53
KING, KELLY	1,766	4,851	413	1,842	5,187	445
KRAMER, LENI	606	1,732	376	607	1,731	376
LAURO, STACIE	<5	<5	200	<5	<5	200
LIPINSKI, IRENE	706	2,083	51	706	2,083	134
LONG, AARON	<5	9	54	7	15	56
LOREN, DANIEL	62	184	77	65	193	79
LYTER, DAVID	529	1,580	244	530	1,580	252
MARTINEZ, ROBERT						
MCTAGGART, JOHN	709	2,056	124	730	2,112	170
MENNEN, LEONARD	51	55	72	51	56	72
MILLER, JEFFREY	39	86	95	94	230	100
NALLU, SAGARIKA	<5	<5	275			
NENINGER, YAMILET	26	48	62	29	51	53
NGUYEN, TRAN	<5	<5	250	5	5	1,000
NOE, SASHA	114	290	112	108	270	79
NORMAN, ROBERT	9	9	104	34	35	130
NOVITZKY, DIMITRI	242	646	199	350	945	188

Table 10. Individual Physician Average Daily Dose for Orders of Low-THC Cannabis and Medical Marijuana by Oral Route from October 1, 2018 through September 30, 2019.

Physician County	Low-THC Cannabis Number of Certifications	Number of Orders with Oral	AVG Daily Dose (mg)	Medical Marijuana Number of Certifications	Number of Orders with Oral	AVG Daily Dose (mg)
STATEWIDE	343,149	910,048	612	405,899	1,060,385	584
NUSSBAUM, CHRIS	<5	<5	1,000	34	61	525
O'DONNELL, KIRK	36	106	129	36	106	127
PATEL, KAMLESH	7	10	84	<5	<5	78
PATIDAR, BHAVIN	<5	7	143	5	9	133
PATWARI, SUNEETH	<5	5	126	20	35	146
RAJ, VIJAY	576	1,551	228	610	1,637	227
RAMANI, PRIYA						
ROBAINA, AL				<5	<5	100
ROBINSON, PATRICK	<5	6	100	<5	6	100
SALHAB, SUZANNE				8	14	107
SAMALOT, JOSE	380	1,118	172	604	1,776	262
SANTIAGO, RAMON	202	563	153	261	737	151
SCOTT, DOUGLAS	3,033	8,634	133	3,031	8,611	194
SHAH, SYED	<5	9	200	<5	9	200
SHEMESH, RON	<5	<5	200	28	51	178
SHETH, BAIJU				<5	<5	100
SHULTZ, DEBORAH	<5	<5	128	137	398	110
ST CLAIR, DEBORAH	28	58	214	29	61	214
STEFANO, STEPHEN				<5	<5	300
TALAKKOTTUR, CHARLES	<5	<5	205	7	13	210
TORRES-PEREZ, WILLIAM	43	79	304	43	75	118
TSENG, JACK	25	54	103	120	302	114
WASHINGTON, ANTHONY				<5	<5	152
ZACCARI, JAMES	6	14	23	44	102	61
Indian River	3,007	7,814	124	3,409	8,833	129
DEAN, MELISSA	158	458	199	160	467	201
GONSALVES SIKORA, ALITA	520	1,052	92	573	1,202	96
KHALAF, MAJID	21	42	194	17	38	200
MEETZE, RUSSELL				14	24	177
OFNER, MICHELE	<5	5	50	21	43	38
OLENEK, CHRISTOPHER	<5	<5	20	7	15	102
PARVUS, DIRK				7	8	58
PIERONE, GERALD				<5	<5	45
PRESCOTT, THERESA	6	18	8	67	129	39
SABA, RASHID	268	802	369	269	803	365
SADHWANI, HARISH	22	32	18	63	105	24
SHIPLEY, JOSHUA	<5	<5	100	<5	<5	145
STACHTIARIS, ACHILLES	1,006	2,997	128	1,005	3,003	128
STROUP, EDWIN	61	143	86	168	454	68
TREATMAN, SCOTT	39	92	125	129	356	90
ZAMBELLI, PATRICIA	901	2,171	31	901	2,178	75
Jackson	10	16	79	15	33	84
ANANIA, MARY	<5	<5	100	<5	<5	100
STOKES, STEVEN	8	14	76	12	30	83
Jefferson	2,495	7,458	197	2,495	7,462	197
DOTSON, ROBERT	2,495	7,458	197	2,495	7,462	197
Lafayette	204	611	101	192	575	101
CABRERO-MUNIZ, NICOLAS	204	611	101	192	575	101
Lake	2,132	5,612	208	2,601	6,524	200
ALVARADO-HERNANDEZ, LUIS	15	45	52	16	46	60

Table 10. Individual Physician Average Daily Dose for Orders of Low-THC Cannabis and Medical Marijuana by Oral Route from October 1, 2018 through September 30, 2019.

Physician County	Low-THC Cannabis Number of Certifications	Number of Orders with Oral	AVG Daily Dose (mg)	Medical Marijuana Number of Certifications	Number of Orders with Oral	AVG Daily Dose (mg)
STATEWIDE	343,149	910,048	612	405,899	1,060,385	584
BROWN, THOMAS	45	137	143	45	132	147
CHARLES, KEITH						
CHIN, GLORIA				<5	<5	2,000
CHOUDHRY, MOHAMMAD	<5	<5	100	<5	<5	100
COY, JAMES	80	225	85	80	225	85
DAVINA, ELEANOR	80	205	212	80	204	212
DE LEON, HECTOR	35	56	21	93	160	162
DOMINICK, RAYMOND	<5	<5	107	43	43	110
KIM, LLOYD				11	13	40
KRAUCAK, NELSON	43	124	203	61	178	225
LOUGHLIN, MATTHEW	898	2,555	249	973	2,656	248
NAGEL, SHIRLEY	154	350	229	154	350	229
NOVIS, NORMAN	5	5	400	5	5	200
OEHLER, JAMES	592	1,579	201	599	1,593	202
RAJASHEKAR, HARSHA	7	12	138	14	25	109
SAINT LOUIS, OBED	<5	<5	40	8	15	84
SAINT-ELIE, DANIEL	103	138	51	122	169	55
SANTI, CELESTINO	54	145	80	221	573	76
SMIRNOFF, ALEXANDER	<5	<5	38			
STRICKLEN, HILLARY	<5	6	38	11	18	254
THOMAS, DANIEL				<5	<5	100
VILLA, MARIVIC	7	19	120	17	44	120
ZUBKIN, ALLAN	<5	<5	33	40	67	260
Lee	32,395	90,427	281	33,152	91,852	249
ABU SHAHIN, FADI	<5	10	85	<5	10	50
ARNOLD, PAUL	10	10	276	127	129	246
AULD, HEATHER	321	953	200	321	951	386
BALTER, DAVID	216	648	175	216	648	188
BOND, WENDY						
BRUECK, ROBERT	510	1,166	142	518	1,212	170
BRUHN, DONALD	91	264	99	92	267	104
CARLIN, LANE	<5	<5	15	<5	<5	20
CASTILLO-NIEVES, EDGARDO	5	5	124	79	128	101
COSSU, JOHN				<5	<5	220
DAITCH, JONATHAN	<5	<5	48	6	8	44
DAVIS, PHILLIP	<5	<5	200	<5	<5	400
DOUEK, MAURICE	138	388	205	149	417	110
DURY, PATRICIA	171	439	223	171	441	326
EL-GENDY, ALAA						
ENCARNACION, KEVIN	68	176	319	68	176	319
FERGUSON, LEE	59	177	349	59	177	349
FILIPOWICZ, ROMAN	1,450	4,331	76	1,449	4,331	101
GUAITOLI, GIUSEPPE	<5	<5	53	6	8	84
JAFFE, SCOTT	930	2,168	201	929	2,171	201
KHAN, RABIA	13	32	92	15	38	118
KUEHNER, PAUL	67	175	525	73	189	364
KYRITSIS, ATHINA	8,503	24,202	206	8,517	24,242	208
LIEBOWITZ, FRED	19	20	143	18	22	107
LIM, MAY JOY	26	48	51	27	49	52
LOMAS, JERILEE	27	54	200	48	97	218

Table 10. Individual Physician Average Daily Dose for Orders of Low-THC Cannabis and Medical Marijuana by Oral Route from October 1, 2018 through September 30, 2019.

Physician County	Low-THC Cannabis Number of Certifications	Number of Orders with Oral	AVG Daily Dose (mg)	Medical Marijuana Number of Certifications	Number of Orders with Oral	AVG Daily Dose (mg)
STATEWIDE	343,149	910,048	612	405,899	1,060,385	584
LUKASIEWICZ, CYNTHIA	<5	<5	30	<5	<5	30
MANDELKORN, ROBERT						
MARKOWITZ, DAVID	2,272	6,807	200	2,270	6,794	200
MARTINEZ, MICHAEL	<5	<5	100			
MIAN, MUNIRA	377	1,121	84	377	1,120	114
MORRIS, DARELD	3,315	8,857	1,492	3,316	8,853	993
MOULTON, MARLENE	<5	<5	60	<5	9	50
MURTAGH, WILLIAM	35	103	209	35	100	150
NORLEANS, MARK	8	16	500	9	15	171
PATRICK, JOHN	27	39	82	163	177	69
PREUDHOMME, JULES				<5	<5	173
RAMAMURTHY, SUJATHA	4,090	11,176	171	4,089	11,171	171
ROMERO, FRANCES	<5	<5	100	<5	<5	100
ROSENKRANTZ, ERIC						
ROSS, STEPHEN	5	9	83	59	110	73
SAREEN, RAJAN				18	25	2,408
SAUER, MARK	170	475	154	172	495	140
SCHULTZ, CARL	299	715	116	300	738	130
SHAHLA, ZIAD				<5	<5	10
SOLIMAN, GEORGE	90	236	184	93	261	157
SONN, GREGORY	8,765	24,785	69	8,806	24,947	113
TAYLOR, TERESE	<5	8	627	74	209	771
VEL, JEAN-JACQUE	6	9	90	11	15	132
WEINER, JAMES	15	19	42	154	249	52
WILLIAMITIS, ANTHONY	265	740	339	285	803	344
ZFAZ, MARTIN				<5	<5	250
ZUGHBI, CINDY	12	25	92	12	25	92
Leon	11,675	34,498	192	11,833	34,787	191
COHEN, GEORGE	5	11	313	<5	<5	400
DORN, JOSEPH	4,215	12,587	199	4,214	12,593	199
FEE, CHERYL	4,091	12,169	200	4,084	12,140	200
HOLLIMON, JOHN	20	58	84	37	109	102
JAIN, AMIT	10	22	30	5	7	63
KIRSCH, CHARLES	3,085	9,228	181	3,085	9,219	181
KOBERDA, JAROSLAW	17	25	58	<5	<5	30
MACKAY, JOHN	46	109	99	55	133	99
MAITLAND, CHARLES	23	41	58	28	49	52
MIGNON, YVETTE	9	21	50	29	83	61
MOORE, MARK	38	73	68	53	105	42
PATACXIL, FILEMON	95	114	46	177	205	49
SIANO, JOSEPH	5	10	95	6	15	127
STRIBLING, FRED				5	13	100
SWINEY, TOMMY	16	30	52	51	111	46
Levy	27	60	59	113	277	45
QAMAR, ASAD	27	60	59	113	277	45
Manatee	2,632	6,695	254	3,199	8,022	163
BEARD, MARGITA	55	116	38	79	173	33
BLEND, TIMOTHY	33	57	118	50	98	142
BOYLE, KATHLEEN	15	45	176	30	78	155
BRAINARD, KAREN	7	19	1,105	7	21	404

Table 10. Individual Physician Average Daily Dose for Orders of Low-THC Cannabis and Medical Marijuana by Oral Route from October 1, 2018 through September 30, 2019.

Physician County	Low-THC Cannabis Number of Certifications	Number of Orders with Oral	AVG Daily Dose (mg)	Medical Marijuana Number of Certifications	Number of Orders with Oral	AVG Daily Dose (mg)
STATEWIDE	343,149	910,048	612	405,899	1,060,385	584
FINE, ALEXANDER	<5	<5	160	<5	<5	175
FOLKENS, ERIC	5	13	123	41	81	100
KAHANE, IAN				<5	<5	10
KUNWAR, SHAAN	214	394	97	310	591	90
MATHEW, MANOJ	997	2,746	200	997	2,754	200
NARVAEZ, ADOLFO	539	1,501	103	538	1,507	104
NESSETTI, MATTHEW	12	24	53	41	76	56
NORRIS, STEVEN	<5	6	121	25	64	90
NOTMAN, SAMANTHA	29	72	7,967	29	72	397
PERRONE, VINCENZO	23	47	78	162	374	83
REICHBACH, STEVEN	494	1,279	206	605	1,622	207
RUCKER, GEORGE	25	31	86	66	101	216
YATHIRAJ, SANJAY	5	5	732	38	64	96
YCAZA, ROBERT	175	338	202	176	338	202
Marion	2,814	7,516	216	3,308	8,467	221
BEAMS, KENT	1,645	4,881	235	1,645	4,882	235
CORRETIER-RUSSI, CESAR	11	14	34	110	140	74
CUMPTON, TERI	<5	<5	3,000			
FAZAL, ZULFIQAR	<5	<5	27	21	35	62
HALL, DOUGLAS	582	1,734	129	589	1,754	143
JACKSON, BURKE	20	20	2,243	107	107	1,145
KAIRAB, HIMANSHU	<5	<5	30	<5	<5	38
KATANICK, SHELDON	14	30	55	120	286	67
LEMIRE, JAMES				<5	<5	100
LERRO, DESIREE	109	301	442	117	315	457
OFFENBERG, HOWARD	10	20	82	12	23	28
PERKINS, HASHANI				20	42	187
PYLES, STEPHEN	14	22	300	122	347	312
SACHER, MARK	9	9	90	48	56	78
TIECHE, STEVEN	396	480	124	394	475	125
Martin	4,057	9,215	137	5,806	13,793	516
ADELBERG, JONATHAN	63	131	176	62	130	175
BARATTA, ROBERT	5	5	44	38	56	87
BEELITZ, JOHN	12	30	59	57	162	57
BUGGIA, MARY				<5	7	49
BUSHNELL, JEANNE	<5	<5	60	12	16	78
CALAS, HENRY	122	308	103	138	352	76
CASTELLANOS, JAIME	<5	<5	55	8	10	91
DUFRESNE, CHANTELE	69	204	293	70	203	395
GAMBINO, PAUL	77	127	50	184	305	53
KASHOUTY, RABIH	511	974	82	457	899	56
LOVAAS, GREGORY	377	893	88	378	896	88
MOHSENI, NATHAN	41	112	100	120	345	113
MURPHY, FRANCIS	<5	<5	100	<5	7	66
MURPHY, JOHN	359	959	208	1,453	4,201	1,412
PATEL, RIMAL				14	21	110
PEARSON, EDWARD	188	480	101	456	976	106
POLSKY, MARK				<5	<5	100
RAMOS, JUAN	13	16	69			
RANKIN, LISA	1,628	3,606	162	1,628	3,606	164

Table 10. Individual Physician Average Daily Dose for Orders of Low-THC Cannabis and Medical Marijuana by Oral Route from October 1, 2018 through September 30, 2019.

Physician County	Low-THC Cannabis Number of Certifications	Number of Orders with Oral	AVG Daily Dose (mg)	Medical Marijuana Number of Certifications	Number of Orders with Oral	AVG Daily Dose (mg)
STATEWIDE	343,149	910,048	612	405,899	1,060,385	584
ROBBINS, HOWARD	11	15	35	11	15	26
TROVATO, FRANK	<5	<5	63	8	17	45
TURNER, DONALD	16	21	45	127	198	75
WATT, JASON				11	19	109
ZOTOVAS, ANDREA	559	1,326	100	566	1,349	101
Miami-Dade	19,384	45,556	8,382	28,362	65,309	6,072
ABELLO, ROBERT	33	70	47	28	58	41
ALEGRET, RAMON				7	10	29
ALONSO, DELILAH	20	44	200	20	44	200
ALTMAN, ALAN	680	1,565	179	1,138	2,674	159
ANDREONI, ANTHONY	35	105	100	96	288	103
ASHBY, BERNARD	6	16	240	7	19	218
AU, ADAM						
AVILES, RAFAEL	<5	<5	30			
BAKER, JEFFREY	5	9	31	14	29	26
BELLMAN, BETTY	<5	<5	55	<5	5	31
BENJAMIN, YUKHANAN	<5	<5	60	<5	<5	30
BEN-KANE, SUZANNE	<5	<5	200	<5	<5	200
BERGER, LAWRENCE				8	24	120
BERKE, WILLIAM	<5	<5	21	<5	<5	25
BINKER, JOSEFA	<5	<5	250	20	28	199
BINKER, RODOLFO	<5	6	160	34	69	158
BIRMAN, ALEX	8	24	274	12	34	196
BLEMUR, PIERRE	<5	<5	100	<5	<5	100
BLUMENTHAL, BARRY	1,214	2,805	247	1,478	3,446	245
BONNER, WILLIAM	<5	<5	30	<5	<5	50
BRISTOW, SANDEE	54	115	175	54	115	176
BRUCK, DARREN	9	15	35	6	11	25
CARA, JEFFREY	7	19	113	7	19	109
CARABALLO, DALIAN	<5	<5	60	<5	<5	60
CARPMAN, DANIEL						
CARRASCO, ANGEL	<5	<5	30			
CASTELLANOS, RAMON	5	7	221	15	18	286
CAVA, ROBERT	33	54	98	30	56	51
CEBALLOS, CESAR	6	8	43	42	93	70
CHANG, RICHARD	19	26	42	139	185	52
CHILDRESS, JOHN	6	8	79	13	17	65
CHOXI, ANKEET	5	15	32	5	15	36
COBIELLA, JOSE	6	15	131	6	15	128
CORDOVES, LAZARO						
DAMAS, HERVE	18	32	86	183	334	85
DANSKY, ALAN	<5	<5	70	8	13	85
DAVIS, CHRISTINE				<5	<5	19
DE LA PENA, MARIA	35	70	159	40	82	138
DE URRESTI, MIREN	11	30	2,407	13	35	2,159
DEBEN, SOPHIA						
DELGADO, MARIA	16	18	70	20	22	140
DOMINGUEZ, LUIS	239	420	178	622	1,227	183
DRAESEL, JEFFREY	465	987	214	663	1,458	208
DUARTE, JUAN	<5	9	109	<5	8	109

Table 10. Individual Physician Average Daily Dose for Orders of Low-THC Cannabis and Medical Marijuana by Oral Route from October 1, 2018 through September 30, 2019.

Physician County	Low-THC Cannabis Number of Certifications	Number of Orders with Oral	AVG Daily Dose (mg)	Medical Marijuana Number of Certifications	Number of Orders with Oral	AVG Daily Dose (mg)
STATEWIDE	343,149	910,048	612	405,899	1,060,385	584
EFTEKHARI, NASSER	88	244	161	85	240	165
EISMAN, EUGENE				<5	<5	52
ELHAKIM, SAMER	<5	<5	100			
ELLENBY, JAY	1,158	2,688	88	3,634	7,248	93
FALCON, ARMANDO	214	577	127	675	1,896	107
FERNANDEZ, INTI	<5	<5	200	10	10	148
FERRIN, FRANK	390	623	190	878	1,556	167
FINK, RANDY	<5	<5	90	<5	6	80
FISCHER, DANIEL	<5	<5	200	<5	<5	200
FOX, GREGORY	<5	<5	60			
FOX, KEVIN	165	345	155	238	476	153
FOX, SUSAN	<5	<5	18	<5	<5	10
FRANCK, GEDEN				<5	<5	800
FRANCO, RIGOBERTO	24	30	213	30	41	210
FURMAN, NEIL	29	84	211	35	95	226
GALLO, BRUNO	75	100	261	266	396	235
GARCIA-RIVERA, CARLOS	7	13	30	16	28	35
GEARY, NATALIE	<5	<5	240	24	28	232
GELBLUM, JEFFREY	8	12	73	9	13	85
GENTHER, KATHERINE	<5	<5	80	<5	<5	80
GERENSTEIN, RICARDO						
GLASSMAN, PAUL	<5	10	100	5	11	727
GONZALEZ, CHRISTIAN	117	257	159	139	296	150
GONZALEZ, MANUEL	<5	<5	15	13	25	44
GROSZ, RAUL						
GUPTA, NINA	<5	<5	60	<5	10	260
GUTIERREZ, PETE	72	102	38	94	127	36
HALL, MICHAEL	<5	<5	25	<5	<5	75
HASSAN, KAZI	<5	<5	50	<5	6	45
HERNANDEZ, HUMBERTO	<5	12	156	<5	9	167
HERNANDEZ, OSCAR	22	24	59	10	10	45
HERON, PATRICK	239	474	184	238	472	184
HOLMEWOOD, KEVIN	596	1,504	152	833	2,186	167
HOTCHNER, KIRBY	8	14	1,245	10	16	39,160
JACKSON, JOHN	<5	<5	40	6	7	46
JARRETT, WENTWORTH	10	26	1,628	27	53	41,765
JENNINGS, JAMES	11	15	29	7	13	30
JETT, GARY	6	14	121	14	37	126
KAMLET, JEFFREY	<5	<5	90	210	291	114
KHAMVONGSA, PETER	<5	5	52	5	8	30
KHAWAND-AZOULAI, MARIANA	15	33	97	65	177	40
KLOPUKH, BORIS	<5	<5	24			
KOFFLER, RICHARD	26	50	2,051	36	78	490
KOUKA, NABEEL	<5	<5	100	<5	5	88
LANDRON-GARCIA, LOURDES				<5	<5	10
LERMAN, ANDREW	189	395	86	163	344	65
LENER, LAUREN	172	289	76	175	299	79
LEVIN, ESTHER	<5	<5	65	7	14	92
LEVINSON, ANDREW				5	6	37
LIEBERMAN, BERNARD	171	480	183	206	582	184

Table 10. Individual Physician Average Daily Dose for Orders of Low-THC Cannabis and Medical Marijuana by Oral Route from October 1, 2018 through September 30, 2019.

Physician County	Low-THC Cannabis Number of Certifications	Number of Orders with Oral	AVG Daily Dose (mg)	Medical Marijuana Number of Certifications	Number of Orders with Oral	AVG Daily Dose (mg)
STATEWIDE	343,149	910,048	612	405,899	1,060,385	584
LIPMAN, RICHARD	10	23	94	14	33	111
LOPEZ, RAYMOND	762	1,955	94	1,398	3,795	172
LOPEZ-BRIGNONI, EVELYN	<5	5	160	<5	7	229
LUBETSKY, RONALD	<5	<5	83	30	50	87
LYN-LASSITER, SAFIYA	15	34	114	50	112	163
MACHADO, HUMBERTO	<5	<5	60	<5	<5	60
MACKSOUD, DELORES	<5	7	31	<5	<5	75
MAHL, CHARLES	<5	5	90	9	16	78
MAIT, JARRED	<5	<5	60	<5	<5	35
MALANKAR, AMOL	85	144	85	256	442	90
MANASHIROV, RUSLAN	11	12	56	11	12	56
MANRESA, ALDO	44	99	145	48	115	142
MARIN, DANIEL						
MARQUIS, DAVID	<5	<5	1,500	12	35	504
MARTIN DEL CAMPO, ALONSO	316	783	139	332	834	139
MARTINEZ, ADOLFO	<5	6	120	<5	6	60
MARTINEZ-LU, KIANFA	15	27	68	21	43	86
MEDINA, SULEYKI	94	255	68	112	314	58
MEHTA, NIRAJ	13	17	87	46	80	122
MENDEZ, EDUARDO	523	1,261	183	541	1,319	185
MENDEZ, LUIS						
MILLER, ZOE						
MINSAL-BALLESTER, GERARDO				<5	<5	175
MIRANDA, ALTAGRACIA	<5	<5	200	<5	<5	200
MOISE, GUY	51	86	64	69	122	97
MORALES, OSMIN	9	21	97	11	23	89
MOUHANNA, JOSEPH				<5	5	86
MUNOZ, JOSE	<5	6	300	<5	7	300
NEUWIRTH, ZEV	5	15	92	12	36	115
NOBILE, ANJALI	<5	<5	75	5	14	101
OPPENHEIMER, JOSHUA				<5	<5	20
PADRON, JOHN	<5	<5	100	<5	6	100
PAIT, THEODORE	10	20	84	62	163	128
PEREZ, RENE	<5	<5	35	<5	8	56
PEREZ, VIVIANA	<5	<5	82	10	19	131
PHILLIPS, J	24	52	365	106	218	7,308
PINO, ANTONIO	483	1,334	223	647	1,826	209
PINZON ARDILA, ALBERTO	<5	<5	32	<5	<5	12
POLGA, JUSTIN	<5	<5	50	7	11	54
POPP, HOWARD	5	11	35	14	26	53
POWELL, MICHELLE	28	69	249	44	95	224
PRIETO-HERNANDEZ, JOSE	<5	<5	400	<5	<5	700
RABEN, KAREN	<5	7	94	<5	5	72
REINES, ARIEL	67	139	214	98	202	248
REMOZ, JUAN	662	1,821	187	1,061	2,777	170
RESNICK, STEVEN	49	108	78	105	204	86
REYES, RHEINCHARD	14	26	175	13	22	172
RIVAS, AGUSTIN				<5	5	38
RIVERA BUSCAGLIA, DANIEL	6	6	36	35	37	33
ROCA, ALEJANDRO	<5	<5	20	9	15	180

Table 10. Individual Physician Average Daily Dose for Orders of Low-THC Cannabis and Medical Marijuana by Oral Route from October 1, 2018 through September 30, 2019.

Physician County	Low-THC Cannabis Number of Certifications	Number of Orders with Oral	AVG Daily Dose (mg)	Medical Marijuana Number of Certifications	Number of Orders with Oral	AVG Daily Dose (mg)
STATEWIDE	343,149	910,048	612	405,899	1,060,385	584
ROCHE, NORMA	<5	<5	550	<5	5	620
RODRIGUEZ ALVAREZ, HUMBERTO	860	1,869	279	1,152	2,532	273
RODRIGUEZ DE LA TORRE, JESUS	28	61	137	33	86	134
RODRIGUEZ, MAGALY	<5	<5	4			
RODRIGUEZ, PEDRO				<5	6	55
RUBINOWICZ, BRUCE	660	1,969	171	731	2,180	172
SABBANI, ASHWIN	6	18	148	8	24	154
SAMUEL, VICKI-ANN	39	64	205	88	160	257
SANCHEZ, CARLOS	48	117	92	57	139	31
SANTOS, GUILLERMO				<5	<5	1,800
SCHIFFMAN, LAWRENCE	59	129	95	61	137	95
SCHISANI, HOLLY	201	526	246	245	632	241
SCHOCHET, ELIE	<5	<5	105	11	21	145
SCHWARTZBARD, JULIE	20	31	33	26	42	38
SEGAL, SCOTT	26	62	85	220	597	94
SENDE, FERNANDO	1,484	3,013	195	1,673	3,465	204
SERPA, JOHN	<5	<5	28	6	15	2,233
SHABANAH, FIKRI VICTOR	17	28	100	17	28	96
SINGER, ALLEN	10	16	79	12	21	87
STERN, JEFFREY	298	690	541,531	300	689	553,037
TABI, GEORGE	5	11	218	5	12	200
TEJEIRO, WILLIAM	49	50	41	55	56	37
TOLEDO, JOSE	5	7	54	5	7	50
URDANETA, MAYRE	1,160	2,677	318	1,176	2,719	318
VALLADARES, JOSE	<5	<5	40			
VAN GINKEL, ERIK	<5	6	1,767	5	6	18,358
VASQUEZ DUARTE, RICARDO	20	29	79	19	32	31
VAZQUEZ, SUZEL	6	10	179	<5	5	36
VENDRYES, CHRISTOPHER				<5	<5	15
VILLANO, KATHRYN				<5	<5	50
WAHLESTEDT, LISA	<5	5	460	5	11	300
WEINER, MICHELLE	2,099	4,623	178	2,106	4,674	180
WHARTON, TOMAS	7	15	65	11	26	84
WILLIAMS, HAROLD						
WOLF, AIZIK	<5	6	50	<5	6	33
WONG, ANN-MARIE	568	1,679	136	556	1,639	100
ZAIAC, MARTIN	5	5	89	<5	<5	100
ZALIS, BRIAN	<5	<5	60	<5	<5	60
ZAPATA, SHEENA	12	36	35	12	36	31
ZAYAS, SHERYL				<5	5	75
ZHANG, MICHAEL	1,528	4,437	145	1,587	4,615	145
Monroe	553	1,406	96	996	2,235	105
BEYSOLOW, TAWEH	<5	<5	400	<5	<5	40
CATANA, ROBERT	75	223	109	75	223	59
CHARITY, JENNIFER	38	80	95	71	126	100
FLOYD, JULIE ANN	368	972	98	521	1,306	101
GERTH, ELIAS				19	27	34
GRIDER, DAVID	5	7	39	19	38	66
GUDICELLO, FRANK	7	17	48	6	14	60
JACKSON, JERRY	24	34	64	219	373	77

Table 10. Individual Physician Average Daily Dose for Orders of Low-THC Cannabis and Medical Marijuana by Oral Route from October 1, 2018 through September 30, 2019.

Physician County	Low-THC Cannabis Number of Certifications	Number of Orders with Oral	AVG Daily Dose (mg)	Medical Marijuana Number of Certifications	Number of Orders with Oral	AVG Daily Dose (mg)
STATEWIDE	343,149	910,048	612	405,899	1,060,385	584
JOHNSON, JESSICA	19	51	65	19	48	94
KEIFER, GREGORY	<5	<5	20			
LANGLEY, JOHN	<5	<5	118	<5	<5	175
MCKNIGHT, RAYMOND	9	12	100	36	64	574
NORRIS, JOHN	<5	<5	90	<5	7	69
RAE, IAN	<5	<5	12	<5	<5	33
Nassau	749	1,651	213	750	1,650	212
ATKINSON, ELIZABETH	6	17	90	6	15	64
FINA, LERA	5	9	24	5	9	14
GOLDBERG, KANDIS	706	1,581	218	706	1,581	218
TAYLOR, THOMAS	8	16	112	8	16	112
WHITE, DAVID	24	28	85	25	29	84
Okaloosa	3,656	8,436	133	5,519	12,922	130
BANKS, GARRY	1,761	4,031	121	1,854	4,281	128
BAWA, NITIN	83	190	79	132	288	91
BRENT, JOHN				61	116	105
BRYAN, CYNTHIA	13	28	124	14	35	177
CASTANEDA, THADDAEUS	342	754	200	341	752	200
ESCOFFERY, WILLIAM	93	274	200	93	276	200
GEORGE-SAINTILUS, ERICA	18	26	86	18	25	86
GIVEN, MICHAEL	5	11	173	5	11	173
GOLDBERG, ERIC	283	519	113	318	588	122
GRANT, WILLIAM	57	92	148	65	117	173
HANSON, SVETLANA	182	380	116	195	424	97
MANOS, GINGER	11	21	67	27	59	76
MCCAIN, ELEANOR	10	22	2,403	8	18	2,888
MOHAMMED, SHEILA	93	186	95	232	506	76
MONTGOMERY, AARON	<5	6	96	<5	6	96
MOORE, BRENDA	36	86	55	36	86	53
REMARK-ZARATE, ROBIN	537	1,534	101	880	2,295	101
SIEGEL, ROBERT	17	50	680	26	78	719
TAVERNARIS, MICHAEL				<5	5	160
ZANT, ALBERT	111	226	120	1,207	2,956	119
Okeechobee				<5	6	87
KUMAR, RAMESH				<5	<5	80
SYED, MUHAMMAD				<5	<5	90
Orange	15,580	36,639	199	18,986	44,892	491
ABDEL AL, NAGLAA						
AGGARWAL, BARBARA	339	999	153	395	1,162	143
ALDARONDO, SIGFREDO	5	7	129	5	7	126
ALEKSANDROVA, OLGA	<5	6	100	<5	6	100
ANTONYRAJAH, BERNADETTE	<5	<5	1	<5	<5	1
AREVALO, CATHERINE	1,114	2,313	272	1,208	2,490	323
AWOSIKA, BANJI	<5	<5	25	5	13	210
BAIGABATOV, ELDAR	6	14	239	9	20	191
BAUTISTA-ROSAS, MARIN	<5	<5	250	13	22	250
BAWANY, MOHAMMED	18	18	81	22	22	85
BEHANI, AIDA	5	9	230	7	12	139
BELOSO, ISMAEL	231	507	144	488	1,081	126
BHALANI, KANTILAL	264	541	59	270	572	75

Table 10. Individual Physician Average Daily Dose for Orders of Low-THC Cannabis and Medical Marijuana by Oral Route from October 1, 2018 through September 30, 2019.

Physician County	Low-THC Cannabis Number of Certifications	Number of Orders with Oral	AVG Daily Dose (mg)	Medical Marijuana Number of Certifications	Number of Orders with Oral	AVG Daily Dose (mg)
STATEWIDE	343,149	910,048	612	405,899	1,060,385	584
BONES, RAPHAEL	101	171	82	536	951	90
BUSER, DAVID	<5	7	629	<5	9	667
CASTRO, IVAN	16	33	2,925	15	32	2,738
CHERUKUPALLY, PALLAVI				5	9	741
CILBRITH, DAVID	<5	<5	43	12	22	103
COHEN-NEAMIE, DANIEL	156	258	914	185	311	954
COOPER, CHARLENE	576	1,693	156	661	1,943	155
DANG, PATRICK	57	120	155	22	38	107
DAPHTARY, UDAY	24	45	66	38	69	69
DAVIS, RONALD	<5	<5	144			
DEEN, RYAN	25	57	104	25	55	114
DEISSLER, HARRIETT	148	430	132	182	523	143
DHILLON, MANVIR	<5	5	6,360	<5	5	6,360
FERNANDEZ, SANDER	2,215	5,960	110	2,218	5,971	2,266
FOX, ANDREW	2,106	4,479	142	3,225	7,336	151
FRASER, OWEN	237	588	2,062	290	724	2,140
FUNEZ, KEVIN				<5	<5	12
GRAHAM, DAVID	21	37	115	22	38	130
GREEN, SUSAN	471	1,187	154	693	1,796	158
HARDING, VICTOR	<5	6	200	<5	6	150
HARDY, PHILIP	40	106	122	50	119	136
HARRY, EUDENE	<5	5	96	5	12	80
HILL, NATHAN						
HITCHCOCK, LARA	25	50	50	42	78	98
IVANOV, OLGA	<5	<5	100	43	76	878
KHANNA, ASHOK	240	365	121	240	365	100
KIVETT, GERALD	281	781	290	296	837	263
KUSNETZ, NORMA				<5	<5	50
LANSKY, MEYER						
LEVINE, SCOTT	7	14	150	7	14	150
MAGSINO, MARISSA	69	195	187	81	209	163
MALLONEE, RONALD	52	81	298	57	134	300
MARCELIN, PRUDENT	6	6	72	78	89	98
MASLIN, STUART	897	1,929	124	898	1,930	125
MASRI, ADDAM				<5	7	26
MILLS, WILLIAM	8	20	200	24	68	200
MUELLER, JEFFREY	<5	<5	90	16	26	84
NIELSEN, ANNETTE	<5	<5	77			
NURIEL, GABRIEL	5	12	585	6	15	122
OLIVEROS, PEDRO	91	167	73	220	461	82
PATEL, VARESH	722	1,202	148	723	1,200	149
PICHON, ANDRE				<5	<5	50
POWELL, BRIAN	28	50	16	<5	<5	92
QURESHI, IMTIAZ	44	67	38	35	50	62
RAJA, DEEPAK	<5	<5	6	<5	<5	24
RAJU, BHASKAR	139	268	99	140	268	187
REDDY, RAM	58	145	140	58	151	197
RIVERA, ALBERTO	175	396	248	175	394	245
SADEK, AHMED	8	14	221			
SANCHEZ, DANIEL	<5	<5	125	<5	9	88

Table 10. Individual Physician Average Daily Dose for Orders of Low-THC Cannabis and Medical Marijuana by Oral Route from October 1, 2018 through September 30, 2019.

Physician County	Low-THC Cannabis Number of Certifications	Number of Orders with Oral	AVG Daily Dose (mg)	Medical Marijuana Number of Certifications	Number of Orders with Oral	AVG Daily Dose (mg)
STATEWIDE	343,149	910,048	612	405,899	1,060,385	584
SANGHRAJKA, NEHA	<5	6	122	17	35	132
SCHULTZ, JASON	1,928	5,493	170	2,297	6,612	175
SHEKARI, SHIMA	77	214	120	77	214	120
SMITH, RICHARD	<5	<5	150	39	89	120
SMITH-MARTINEZ, CHERYLL	17	49	1,800	17	49	1,800
SNELL, GARY	415	1,207	108	499	1,438	114
STENZLER, STEPHEN	1,997	4,114	199	2,130	4,404	204
TEMPEL, RICHARD	<5	6	417	28	46	104
UMPIERRE, ENRIQUE	<5	<5	50	17	40	63
WEAVER, HOWARD	76	160	120	92	192	122
WHEATLEY, RUSSELL				<5	<5	40
Osceola	3,138	8,001	297	3,277	8,266	297
AFZAL, AJAZ	<5	<5	220	<5	<5	240
ASHRAF, SUALEH	<5	<5	75			
AVILA, DUBY						
HARDOWAR, LATCHMAN	17	18	256	62	68	402
HENNINGSEN, HARALD	5	11	50	7	14	40
KHAN, MOHAMMAD	11	22	200	17	42	200
KHAN, MUHAMMAD				<5	<5	70
LEVINE, HAL				<5	<5	200
LY, DUSTIN	<5	10	118	8	16	104
MARTINEZ, RAFAEL	38	72	85	45	90	82
MCDONALD, JOHN	<5	<5	2	5	7	22
MORALES COLON, MARICELIS	<5	<5	80			
MORENO RIVERO, KEILER	6	16	131	19	53	119
PERFECTO VIERA, RAFAEL	<5	<5	200	7	7	202
POULOS, PETER	9	9	88	41	50	79
RUZ-PAU, CARLOS	<5	<5	41	<5	6	42
THRASHER, MICHAEL	3,039	7,832	301	3,059	7,908	303
Palm Beach	20,917	51,474	141	33,097	81,462	144
ABDALLAH, NADER	<5	<5	20			
AGRESTI, MARK	<5	<5	100	7	8	91
AHMED, MUJAHED	8	8	103	21	38	84
ANDRE, PIERRE	12	12	50	55	55	66
ANDRICOPOULOS, GEORGE	537	1,515	129	589	1,678	135
ANTON, AMERICO	64	156	81	173	473	85
AQUA, KEITH	<5	<5	50	<5	<5	53
ASHBERG, SHERRYL	24	52	185	27	71	187
BACCHUS, ALBAN	47	53	282	43	50	299
BAFITIS, HAROLD				10	13	39
BAGO, MARIACLARA	62	176	68	137	395	72
BAIJNATH, JOAN	1,446	3,615	73	2,632	7,234	120
BAKER, JOHN	7	12	243	87	189	248
BALDA, LAURA	11	14	54	26	49	57
BARBOUR, MONIQUE	5	7	660	23	35	92
BEINHAKER, NEIL	29	73	362	38	102	400
BELOTTI, MICHAEL	395	1,185	200	401	1,198	199
BENAIM, MONROE	<5	<5	60	7	12	59
BENSIMON, JAIMY				<5	<5	600
BERMAN, MIKHAIL	6	10	51	14	26	52

Table 10. Individual Physician Average Daily Dose for Orders of Low-THC Cannabis and Medical Marijuana by Oral Route from October 1, 2018 through September 30, 2019.

Physician County	Low-THC Cannabis Number of Certifications	Number of Orders with Oral	AVG Daily Dose (mg)	Medical Marijuana Number of Certifications	Number of Orders with Oral	AVG Daily Dose (mg)
STATEWIDE	343,149	910,048	612	405,899	1,060,385	584
BERRY, ADAM	7	17	62	138	269	50
BLOCK, MICHAEL	<5	<5	4,040	<5	<5	84
BOLTUCH, ROBERT	11	32	55	31	84	103
BONE, MELANIE	121	252	80	246	594	91
BRESKY, KENNETH	19	57	55	20	60	56
BRISKIN, ROBERT						
BROWN, NEAL	12	36	200	12	36	200
BROWN, RYAN	<5	<5	53	5	10	34
CAMERON, BLAINE	<5	<5	70	28	28	60
CANASI, JAVIER	47	84	182	240	386	178
CANAVES-NUNEZ, SONIA	7	10	75	6	9	78
CARIDI, STEVEN	14	24	70	27	43	71
CARR, ORLON	138	249	300	190	331	348
CELIGOJ, FRANK						
CHAPMAN, GLENN	<5	<5	62	25	40	71
CHRZAN, DOMINIK	520	1,342	154	530	1,374	157
CICHOWICZ, IVAN						
COHEN, AARON	13	23	99	39	64	77
COLLINS, ROBERT	<5	<5	10	<5	<5	25
CONLEN, RICHARD	10	18	75	14	30	153
COOPER, HARRY	12	26	52	31	68	231
COSTELL, BRIAN	36	86	64	44	108	77
DAVIS II, CEDRIC	<5	<5	220	7	7	246
DAVIS, MITCHELL	419	1,138	55	915	2,510	84
DELTOR, PIERRE	<5	<5	160	<5	<5	40
DELUCA, JOHN	17	32	291	33	73	460
DELUCA, MARK	8	21	120	9	20	190
DHANDA, ANAND	<5	7	201	<5	5	193
DIAMOND, PAUL	8	20	160	8	20	160
DISCEPOLA, CONSTANTINA	201	535	177	196	532	89
DRUCKER, RICHARD				20	46	134
DUDLEY, ROBERT	260	623	32	528	1,178	51
DURAN, ROBERTO	27	61	49	51	109	50
EISENBERG, BRUCE	12	36	30	12	36	30
EL-HADDAD, AHMED	391	838	73	1,071	2,359	78
ETTEDGUI, DANIEL	10	11	58	34	42	62
FERREIRA, MICHELLE	6	9	27	13	24	51
FICHMAN, HERBERT	55	151	121	73	176	123
FIDEL, JEFFREY	1,013	3,036	200	1,009	3,014	200
FORTIER, DANIEL	55	110	106	58	114	83
FRIEDMAN, JARROD	6	9	72	16	21	86
FRIEDMAN, ROBERT	13	25	38	14	25	21
FRISCH, ANNA	<5	<5	90	23	53	175
GALANTE, EDGARDO	8	14	22			
GARIB-SANKAR, ANITA	7	7	51	30	48	56
GHEN, MITCHELL	<5	8	950	<5	6	900
GIONIS, THOMAS	<5	12	117	49	124	125
GIOVANELLI PORRATA, CLAUDIA						
GIRARD, JOHN	11	19	59	12	19	49
GLOVER, LESLEY	33	51	106	41	67	124

Table 10. Individual Physician Average Daily Dose for Orders of Low-THC Cannabis and Medical Marijuana by Oral Route from October 1, 2018 through September 30, 2019.

Physician County	Low-THC Cannabis Number of Certifications	Number of Orders with Oral	AVG Daily Dose (mg)	Medical Marijuana Number of Certifications	Number of Orders with Oral	AVG Daily Dose (mg)
STATEWIDE	343,149	910,048	612	405,899	1,060,385	584
GOLGOTIU, ADRIAN				<5	<5	15
GRABER, MYLISSA	23	48	41	38	84	44
GUNTHER, ROBERT						
GUTHRIE, JENNIFER	1,202	3,226	152	1,225	3,326	190
HAO, YIHONG	<5	<5	33	<5	<5	44
HAYM, JEROME	311	824	206	697	1,892	170
HEVERT, DAVID	12	15	186	<5	5	120
HORVATH, EDWARD						
HOUSS, CAROLYN	6	13	82	7	15	79
HUNT, CHRISTOPHER	36	71	62	43	80	55
HUQ, ZAHIDUL	<5	5	11	8	16	16
HUTTON, BRETT	<5	<5	30	6	11	50
JAFFE, KENNETH	7	13	32	37	75	48
JARIAL, RAVINDER	<5	<5	60			
JAVED, MOHAMMAD	6	11	105	69	151	97
JEWELWICZ, DANIEL				<5	<5	10
JORDAN, THOMAS				<5	<5	113
JUSINO, EDUARDO	98	228	59	152	350	67
KAPLAN, EDWARD				<5	<5	40
KATEB, DAVID	<5	<5	67	<5	6	200
KHAN, IRFAN	273	761	107	273	766	108
KILEY, LINDA	7	16	125	8	16	58
LALIA, JOSEPH						
LANE, KERRY	<5	8	136	20	52	119
LARocca, TULISA	<5	7	34	11	18	87
LAUX, GARY				6	9	43
LEICHMAN, GERALD	176	448	86	345	832	71
LEVITT, ALISON	<5	<5	100	<5	<5	50
LEWIS, BENNETT	55	137	99	396	1,147	148
LICHTSHEIN, GIL	41	80	111	157	319	153
LIOGIER-WEYBACK, LUIS ENRIQUE	39	105	101	140	356	50
LIPORACE, DAVID	<5	<5	40	12	16	60
LIPP, IRWIN	<5	8	49	7	18	63
LIPSON, BRAD	94	154	832	225	308	1,901
LOPEZ-IVERN, FERNANDO	<5	<5	1,388	<5	<5	15
LOSS, MICHAEL	529	1,396	306	530	1,399	401
LOVINGER, ROBERT	483	1,273	142	748	2,046	140
MALDONADO BURDETTE, EDWIN	115	115	108	229	229	123
MANDELL, KENNETH				<5	<5	450
MANSELL, KIMBERLY				7	10	90
MARKS, MITCHELL	5	9	107	6	12	92
MARTINEZ, GLADYS	310	816	186	310	815	183
MARTINOFF, RICHARD	7	8	61	6	7	53
MASSE, NICOLA	111	221	155	816	2,136	141
MATE, LASZLO				<5	6	45
MATEZ, MITCHELL						
MATILSKY, MERNA KAREN	9	24	51	25	55	45
MCCORMICK, MARK				<5	<5	100
MEISELMAN, HOWARD	143	324	60	583	1,330	53
MENDELOW, GARY	298	775	49	825	2,231	64

Table 10. Individual Physician Average Daily Dose for Orders of Low-THC Cannabis and Medical Marijuana by Oral Route from October 1, 2018 through September 30, 2019.

Physician County	Low-THC Cannabis Number of Certifications	Number of Orders with Oral	AVG Daily Dose (mg)	Medical Marijuana Number of Certifications	Number of Orders with Oral	AVG Daily Dose (mg)
STATEWIDE	343,149	910,048	612	405,899	1,060,385	584
MERSON, MARCIE	5	12	200	6	15	185
MEWAR, SEETAL	19	32	47	22	35	46
MILLER, ADRIENE	15	27	74	17	29	101
MONTALVAN, JORGE				<5	<5	20
MONTOYA, JACQUELINE	23	49	68	27	57	76
MOORE, CELINA						
MORAES, BRIAN	74	209	118	75	211	118
MORGAN, ANNE	2,772	5,268	161	4,128	8,246	144
NAM, PEDRO	63	105	88	92	184	98
NIR, ITZHAK				10	27	72
NOBLE, ANJALI	<5	6	92	13	27	79
OLIN, MICHAEL	5	7	53	11	20	55
ORELUS, EMMANUEL				5	6	54
PARIKH, NAVAL	<5	7	103	9	14	331
PARIS, MARK	26	45	205	69	133	293
PARRILLA ROSARIO, EDWIN				<5	<5	50
PESSAH, ARYEH	<5	<5	45	32	45	39
PICKHOLTZ, DOV	44	85	38	136	319	36
PROVOST, TYLER				<5	<5	80
QUINONEZ, GERARDO	<5	<5	47	<5	6	14
RAJAMANICKAM, SURESH	6	13	51	6	12	37
RAKOFSKY, JONATHAN	<5	<5	150	<5	<5	140
RAMIREZ, ANGELICA	<5	<5	30	<5	<5	30
RATHBUN, KATHLEEN	31	54	56	59	113	55
ROBERTS, EVANS						
RODELL, SUSAN						
ROSENBLATT, MELANIE	23	44	37	31	55	35
ROSSELLI, MATTEO	<5	6	35			
ROWLAND, WILLIAM	141	290	113	141	290	117
RUBIN, STUART	<5	5	26	6	9	30
RYMER, WILLIAM	1,124	2,957	120	1,687	4,496	124
SABIDO, MICHAEL	25	46	35	25	42	36
SADOW, SAMUEL	946	2,599	189	1,017	2,718	194
SANCHEZ, PEDRO	6	12	48	28	56	69
SCHNEIDER, ROBERT	72	151	90	112	213	90
SCHOLLE, JANET	<5	<5	5	<5	<5	28
SCHWARTZ, PAUL	<5	<5	105	<5	7	8,573
SCHWARZ, HAROLD	<5	5	77	9	12	109
SEIDELMAN, RICHARD	10	14	26	30	35	24
SEMEL, LEWIS				12	18	35
SEVERSON, KAREN	<5	<5	75	<5	<5	50
SHARMA, SHEKHAR				<5	<5	933
SHESTACK, ADAM	14	29	69	11	26	67
SIDDIQUI, SAMUEL	499	1,245	87	940	2,397	87
SILVER, STEPHEN	9	11	27	16	16	23
SILVERMAN, JOEL	<5	<5	35	<5	<5	23
SILVERS, DAVID	<5	<5	30	<5	<5	23
SINCLAIR, MICHAEL	89	130	97	93	153	90
SINGER, MELISSA	288	617	161	287	615	163
SLOTNICK, DAVID	<5	<5	30	<5	<5	30

Table 10. Individual Physician Average Daily Dose for Orders of Low-THC Cannabis and Medical Marijuana by Oral Route from October 1, 2018 through September 30, 2019.

Physician County	Low-THC Cannabis Number of Certifications	Number of Orders with Oral	AVG Daily Dose (mg)	Medical Marijuana Number of Certifications	Number of Orders with Oral	AVG Daily Dose (mg)
STATEWIDE	343,149	910,048	612	405,899	1,060,385	584
SPECTOR, STEVE	180	455	151	932	2,591	155
SPIRAZZA, CARL	<5	8	33	25	61	38
STEIN, JEFFREY	302	529	91	320	552	91
STRATT, BRUCE	124	254	63	406	792	51
STRONG, DAVID	8	8	41	122	195	48
SZEINFELD, MARCOS	<5	<5	90	<5	<5	40
TAMBINI, PAMELA	<5	9	150	19	57	95
TARIQ, AMBREEN	886	2,413	259	1,234	3,401	237
TAUBMAN, RANDALL						
TAYLOR, ALEXANDRA	<5	<5	180	<5	<5	180
TEMER, ANYA	647	1,530	124	633	1,488	84
TENDLER, ARON	<5	<5	20	6	11	24
TUMMINIA, LOUIS	<5	<5	11	18	28	36
VIZCAINO, VANESSA	7	12	78	24	52	96
WARSHAW, IRA	5	15	81	7	18	84
WEINSTEIN, LAWRENCE	54	119	62	62	143	62
WHELIHAN, MAUREEN	20	48	136	187	358	108
WISHNOV, BRUCE	106	209	132	110	217	121
WOLEK, EMILY	1,552	4,640	73	1,595	4,754	102
WOYOME, STEPHEN				<5	5	24
YEE, GARVIN	<5	<5	12	7	13	14
ZAWADZKI, EDWARD	<5	5	322	<5	6	275
ZELIN, RICHARD				<5	<5	40
ZOPO, ALEX	6	10	103	39	68	98
Pasco	9,521	23,531	129	10,266	25,138	212
ALFORD MERCIER, CHARLENE	<5	<5	700	<5	<5	700
ANDRONICO, KENNETH	13	20	80	276	502	109
BAILEY, TIMOTHY	61	184	200	61	178	200
CANDELORA, PETER	28	80	148	75	212	108
CONDON, JAMES	7	8	88	7	10	92
DE LA GARZA, MIGUEL	37	37	158	71	71	64
FERREIRA, ROBERT	496	1,427	123	528	1,549	123
FIETSAM, ROBERT				26	46	94
FORMAN, MITCHELL	5	7	107	100	156	79
HASHIM, MARK	3,529	9,204	202	3,528	9,194	202
HAYNES, ERIC				9	15	201
HERSON, DAVID	6	13	31	6	12	30
HIGGINS, CYNTHIA	11	21	147	20	41	104
KARAGIOZIS, MICHAEL				<5	5	72
LOGUIDICE, MICHAEL	674	1,839	68	689	1,866	1,155
MA, LI	<5	<5	25			
MARKUS, PETER	142	421	58	284	839	106
PANGANIBAN, RUDOLFO	22	22	31	21	21	30
PARILO, KARINA	<5	<5	40	7	15	29
PATEL, TANMAY	3,790	8,375	71	3,847	8,513	72
RADICE, PETER	<5	<5	80	10	10	76
RAMIREZ, EDGAR				<5	<5	100
RUIZ, ESTEBAN	83	83	77	81	81	83
SYED, ASMA	12	26	100	13	27	100
VIEIRA, LEONARDO	600	1,757	103	600	1,768	151

Table 10. Individual Physician Average Daily Dose for Orders of Low-THC Cannabis and Medical Marijuana by Oral Route from October 1, 2018 through September 30, 2019.

Physician County	Low-THC Cannabis Number of Certifications	Number of Orders with Oral	AVG Daily Dose (mg)	Medical Marijuana Number of Certifications	Number of Orders with Oral	AVG Daily Dose (mg)
STATEWIDE	343,149	910,048	612	405,899	1,060,385	584
Pinellas	41,373	116,044	169	44,540	122,489	174
ABDOOL, SHEREZA	24	52	113	34	74	141
AGIN, BRENT	14	30	76	93	210	86
ANDERSON, KATHY	99	213	287	95	201	281
ANDRIOLA, MICHAEL	33	58	110	7	10	123
ASARE, KINGSLEY	10	18	46	11	18	64
AVERY, LISA	378	1,069	199	404	1,149	219
BALDIZZI, ANTHONY	10	27	101	7	20	101
BECKER, DAVID	<5	<5	200	13	20	302
BEYER, JOEY	902	2,632	91	917	2,690	92
BOTTARO, NICHOLAS	1,889	5,626	202	1,890	5,617	219
BOWMAN, STEVEN	10	27	116	19	41	75
BROWN, LORA	2,386	6,020	119	2,381	6,006	118
BROWNE-KING, ESTHER	69	207	203	69	207	203
BRUNO, MICHAEL	9	22	200	10	28	200
BRUNSON, ADAM	38	93	38	62	159	47
BUNCH, JENNIFER	40	106	52	59	145	64
CABELLO, DANIEL	108	232	52	106	232	62
CAMPANILE, RICHARD	390	936	162	395	943	160
CANTON, LARRY	36	70	491	42	82	488
CAPPIELLO, GERARD	<5	<5	200	<5	<5	200
CARVALLO, EDWARD	1,872	4,696	52	1,874	4,698	122
CHEESMAN, DAVID	18	54	300	18	54	300
CHIARELLO, NANCY	507	1,513	200	505	1,507	200
CHIPMAN, HOWARD	94	185	90	100	201	93
CHUNG, CHARLES	881	2,643	200	878	2,634	201
CORZO, HECTOR	9	15	36	9	18	46
CROWLEY, EMILY	916	2,670	137	917	2,672	138
DECOSMO, JOHN	87	162	92	702	1,442	91
DELUCIA, EUGENE	8	17	221	16	32	198
DEUTSCHER, EDWARD	138	191	93	146	205	61
DEVRIES, BENJAMIN	<5	<5	22	<5	<5	18
DIDONNA, MICHAEL	58	85	96	101	156	97
DRYER, JOSEPH	270	555	79	523	1,239	67
ELLIS, NATALIE	1,005	2,997	110	1,027	3,065	112
FINE, STEVEN	15	45	253	15	45	253
GARCIA-LEYVA, GISELA						
GILROY, PATRICIA	15	37	100	15	40	100
GOLDSTEIN, GARY	91	225	107	91	223	115
GROSSGOLD, ANDREAS						
HAYNES, SHERYL	68	99	686	138	199	625
HORNER, TAMI	53	118	200	53	119	200
HOSSAIN, IMTIAZ	29	54	51	24	44	47
KAMAJIAN, GEORGE	164	167	346	868	888	188
KAUZLARICH, JOHN	13	34	90	13	36	88
KHALAF, MOHAMED ABDEL	10	31	387	10	29	386
KHAN, ABRAHAM	232	640	106	357	934	103
KHOUSAKOUN, SOMPHANH	11	26	45	<5	5	100
KOTAK, TANUJA	<5	<5	10	<5	<5	80
LANDAU, IRWIN	19	57	200	19	57	200

Table 10. Individual Physician Average Daily Dose for Orders of Low-THC Cannabis and Medical Marijuana by Oral Route from October 1, 2018 through September 30, 2019.

Physician County	Low-THC Cannabis Number of Certifications	Number of Orders with Oral	AVG Daily Dose (mg)	Medical Marijuana Number of Certifications	Number of Orders with Oral	AVG Daily Dose (mg)
STATEWIDE	343,149	910,048	612	405,899	1,060,385	584
LANDRY, ABNER	<5	<5	10	9	12	293
LEIMBACHER, JEFFREY	1,482	4,441	115	1,485	4,457	116
LESLIE, FRED				8	18	44
LEVINE, BRETT	96	190	46	116	246	26
LIBREROS-CUPIDO, JAIRO	<5	<5	23	<5	<5	30
LIN, JENG	44	99	122	45	102	126
MAINOR, HENRY	164	429	99	161	420	93
MARGOLIN, JERRY	385	1,083	236	586	1,593	214
MAZA, RICHARD	17	34	252	25	48	767
MEADOWS, WILLIAM	24	48	123	150	363	208
MONROE, KAREN	347	990	99	686	1,647	78
MONSON, ANTONIO	583	1,735	151	589	1,745	155
MURRAY, MICHAEL	<5	6	200	<5	6	200
NIELSEN, JAMES	246	738	200	246	738	200
NUTINSKY, CHARLES	1,965	5,863	200	1,965	5,855	200
OLSZEWSKA, PAULINA	625	1,875	200	625	1,875	200
OSTRZEWSKA, KATARZYNA	<5	<5	47	<5	<5	20
PALANCA, EDUARDO	517	1,040	257	516	1,039	257
PHILLIPS, BRANDI	55	127	200	55	127	200
POLLAN, ALINA	38	78	74	38	78	74
POLLOCK, DIANA	60	141	96	74	168	96
RIKER, SYLVAN	880	2,086	52	881	2,087	118
RINDE, JOHN	498	1,219	53	498	1,219	108
ROBINSON, STACEY	<5	5	40	5	8	51
RODRIGUEZ, KATHERINE	10	15	86	9	16	155
ROPHIE, RALPH	973	2,891	91	971	2,884	107
ROSEWATER, STANLEY	820	1,708	51	821	1,710	102
ROSIN, JOSEPH	<5	5	200	<5	5	180
ROTHMAN, JACK	2,859	8,569	200	2,837	8,495	200
SALCEDO, STEPHEN	528	1,577	200	528	1,574	200
SAMUELSON, HEATHER	189	567	200	189	567	201
SANKOORIKAL, ANTONY	<5	6	14	5	11	22
SCHNEIDER, JEAN-RAPHAEL	174	479	47	251	697	53
SCHOW, DENISE	2,754	8,227	200	2,752	8,222	200
SCHOW, DOUGLAS	1,661	4,981	200	1,661	4,983	201
SHAH, SADHANA				<5	<5	17
SHAPIRO, DAVID	84	135	60	84	133	82
SINAIKIN, PHILLIP	32	96	224	36	106	217
SIRNA, ELIZABETH	19	54	146	29	76	162
SPRINGS, JULIA	1,005	2,916	267	1,058	3,117	266
STOICI, ROXANA	7	10	89	6	8	95
STRIKOWSKY, STUART	934	2,791	200	934	2,791	200
SUBRAMANIAN, VALLI	<5	<5	10	<5	<5	10
SZABO, BRIAN	3,362	10,055	200	3,359	10,053	201
TAHIRAJ, GENTI	77	219	376	77	215	374
TALATI, AMAR	278	531	215	466	921	162
TAYLOR, MARC	5	13	200	5	16	213
TEEKELL-TAYLOR, LEAH	266	769	200	275	800	202
TEYTELBAUM, RENATA	64	132	49	46	92	53
THOMAS, MARI	2,072	6,164	199	2,056	6,139	202

Table 10. Individual Physician Average Daily Dose for Orders of Low-THC Cannabis and Medical Marijuana by Oral Route from October 1, 2018 through September 30, 2019.

Physician County	Low-THC Cannabis Number of Certifications	Number of Orders with Oral	AVG Daily Dose (mg)	Medical Marijuana Number of Certifications	Number of Orders with Oral	AVG Daily Dose (mg)
STATEWIDE	343,149	910,048	612	405,899	1,060,385	584
VAN BENSCHOTEN, CHRISTOPHER	1,216	3,481	219	1,341	3,889	222
VERMA, DEEPA	37	72	247	38	73	248
WALLACE, ROBERT				5	15	380
WESTON, KHALILAH	<5	8	83	16	41	91
YCAZA, LUIS	323	946	176	324	948	176
ZHENG-SMITH, WENTING	543	1,628	201	543	1,629	200
Polk	2,463	6,126	162	3,397	8,279	486
AHLUWALIA, PRAMJEET	<5	<5	50	<5	<5	50
ALVARADO, RONY	22	22	100	22	22	100
BOLARAM, JAYANTH	33	49	163	59	95	162
HUANG, CHARLES	19	39	132	26	53	175
ISSAR, JEETENDRA	<5	<5	43	20	29	64
ISSAR, REKHA	6	10	51	10	14	51
JORGE, JAIME	24	25	49	<5	<5	200
KALAN, SHIVAM	<5	7	20	<5	7	32
KAUFMAN, SETH	5	9	36	6	15	41
KHAN, AFTAB	<5	<5	40	11	15	71
LOUISVILLE, TOMMY	5	5	80	50	50	28
MIRANDA, FERNANDO	36	108	215	36	108	215
MONDELLO, CHRISTOPHER	779	2,228	49	735	2,079	90
MOORE, JAMES				<5	<5	20
NAVARRO, RICARDO	11	19	107	11	22	113
OKAFOR, CHUKWUKA	8	14	20			
ROBINSON-FARAH, GRAHAM	35	63	74	202	310	97
RUBENSTEIN, LISA	<5	<5	20	<5	<5	20
SAYLOR, JASON	6	6	93	6	6	93
SCHWARTZ, JEFFREY	1,373	3,363	240	2,060	5,196	716
SMITH, WANDA	<5	11	195	<5	7	221
TORRES, BENITO	42	75	193	48	91	119
VERNIER, ERIC	43	64	96	83	155	90
Putnam	10	12	77	15	20	85
PENDRAK, ROBERT	10	12	77	15	20	85
Santa Rosa	905	2,468	176	982	2,593	175
BARBER, LAURA	240	720	200	240	720	200
BROWN, RACHEL	304	855	199	306	859	200
CABREROS, FLORA LORNA				5	7	20
GARG, PURUSHOTTAM	35	35	60	76	76	72
HUDSON, JANICE	<5	<5	36	16	39	52
IGLEBURGER, JAMES	213	621	102	219	638	112
SHARP, ELAINE	84	172	281	84	173	282
VIGLIONE, DEBORAH	28	64	100	36	81	119
Sarasota	22,528	61,782	274	23,470	64,743	288
ANGELASTRO, NICHOLAS	113	244	171	235	502	158
ARISTIMUNO, JOAQUIN	98	210	233	97	210	232
ARNE, ELMER	7	14	200	16	37	200
AUNG-DIN, RONALD	336	896	266	343	908	266
BENZING, PEGGY	776	2,121	202	804	2,200	204
CHEN, WELLINGTON	121	361	213	122	363	309
COLE, WILLIAM	13	29	62	80	214	84
DE LOACH, VICTOR	115	319	494	115	319	494

Table 10. Individual Physician Average Daily Dose for Orders of Low-THC Cannabis and Medical Marijuana by Oral Route from October 1, 2018 through September 30, 2019.

Physician County	Low-THC Cannabis Number of Certifications	Number of Orders with Oral	AVG Daily Dose (mg)	Medical Marijuana Number of Certifications	Number of Orders with Oral	AVG Daily Dose (mg)
STATEWIDE	343,149	910,048	612	405,899	1,060,385	584
DIENER, HOWARD	11	13	509	25	27	572
ELSBREE, SCOTT	<5	9	200	<5	9	200
ERB, DONALD	338	639	81	419	857	84
FARAG, NAGY	1,777	5,235	162	1,776	5,232	172
FERNANDEZ, PETER	<5	<5	200	<5	<5	200
GAUDIEL, REMO	266	749	202	266	748	202
GERMAIN, JACQUELINE	559	1,673	201	559	1,673	201
GORDON, BARRY	5,664	16,955	201	5,662	16,939	477
GRUBBS, GERALD	417	1,186	200	417	1,190	201
GUPTA, VIRIND				6	6	408
HALIM, TARIQ	100	254	162	113	276	192
HARRIS, JUSTIN	<5	<5	147	17	35	29
HARVEY, FRED	28	66	94	26	64	99
HENSON, KENNETH	<5	<5	100	<5	<5	113
HOFFMEISTER, TIMOTHY	2,470	7,322	408	2,473	7,320	407
HUME, DANIEL	9	21	2,857	9	21	2,857
IZMIRLIAN, DOROTHY	12	15	390	20	29	397
KALNOKY, ACHILLES	588	1,744	141	904	2,676	125
KUNSTMAN, HEIDI	574	1,717	400	573	1,712	400
LEXOW, STEPHEN	<5	<5	150	<5	<5	150
MAMUS, STEVEN				5	5	112
MARA, ROBERT	137	401	123	231	689	80
MASON, CLAUDE	66	100	520	66	105	528
MAURIELLO, JOHN	<5	<5	400	<5	<5	400
MERRITT, LISA	10	15	115	7	10	29
PATEL, GIRISH	<5	11	64	5	14	53
PFAHLER, KENNETH	146	299	194	148	304	195
SIMOVITZ, RICKY	<5	<5	300	21	59	300
STEIN, DANIEL	3,589	9,774	515	3,474	9,653	164
TAYLOR, JANET	<5	6	466	8	18	629
THORNLEY, VIRGINIA	199	522	181	202	539	182
TRAVNICEK, PETRA	5	7	23	7	9	17
VASS, SUZANNA	<5	<5	200	<5	<5	200
WOLPMANN, MICHAEL	90	233	200	89	229	200
ZALKIN, ADALINE	3,872	8,608	174	4,118	9,529	176
Seminole	5,762	15,718	160	7,044	18,535	173
ALONSO, KENNETH	<5	<5	57	<5	<5	70
BALDWIN, ALICIA	56	167	137	58	174	115
BRINSON, ASHTON	75	167	134	349	811	155
BRUNO, PATRICIO	<5	<5	1,000	<5	<5	1,000
BURROWES, ADRIAN	<5	<5	33	9	16	99
CANNIZZARO, JOSEPH	<5	<5	600	<5	<5	600
CEDENO, JOSE	465	1,364	160	779	2,224	162
CHANLATTE-ITHIER, MARINO	1,706	5,003	169	1,706	5,011	171
FLETCHER, BRANDON	704	2,016	113	719	2,054	120
HOFFEN, BRUCE	<5	<5	50	<5	<5	10
MACISAAC, KATHLEEN	75	145	88	77	148	89
MILTENBERGER, CHESTER	857	2,032	136	867	2,057	138
MORALES, ALLAMM	<5	<5	320			
NAGALAPADI, VENKATESH	6	8	51	18	29	96

Table 10. Individual Physician Average Daily Dose for Orders of Low-THC Cannabis and Medical Marijuana by Oral Route from October 1, 2018 through September 30, 2019.

Physician County	Low-THC Cannabis Number of Certifications	Number of Orders with Oral	AVG Daily Dose (mg)	Medical Marijuana Number of Certifications	Number of Orders with Oral	AVG Daily Dose (mg)
STATEWIDE	343,149	910,048	612	405,899	1,060,385	584
OH, GREGORY	101	148	35	67	97	17
RICHARDSON-PRICE, MARLA	452	1,144	115	453	1,145	115
SCHLAPPER, BRENT	179	312	295	838	1,512	324
SEIFERT, WALTER	<5	<5	100	<5	<5	56
SELSKY, CLIFFORD	13	23	663	33	68	599
ZELIKOVSKY, SHIRLEY	1,059	3,172	200	1,059	3,173	201
St. Johns	3,559	8,852	150	4,114	10,322	152
CARTWRIGHT, JOSEPH	126	274	103	126	272	85
CORNEAL, SCOTT				<5	<5	23
COVINGTON, DONALD						
ECKERT, ROBERT	1,442	4,271	200	1,441	4,264	201
ELKINS, ROBERT	213	550	141	685	1,854	177
FREIDENSTEIN, JAMES	77	103	106	76	102	71
GIBSON, GREGORY						
GRIFFIN, RYAN	39	91	200	39	91	200
HENRY, JOSHUA	1,383	2,957	96	1,395	2,992	93
LONG, ADRIAN	61	158	182	66	172	190
MODEL, DMITRIY	160	324	55	172	347	40
SOLEYMANI, SAMAN	27	52	38	79	151	31
TOCHTENHAGEN, CHLOE	31	72	98	33	74	95
St. Lucie	3,796	9,374	143	5,951	15,044	150
BALL, ADAM	<5	<5	120	<5	6	7,563
BLUM, MICHAEL	9	9	98	11	11	85
CHING, PEGGY	114	287	115	1,602	4,373	107
CONIDI, FRANCIS	82	152	81	83	154	50
DAMERON, DANA	<5	<5	20	5	11	15
ELLIOTT, PAUL	19	28	31	16	25	35
ESCOBAR, JUAN	12	19	44	86	143	36
EUGENE, JEAN-MARIE	18	33	294	20	40	290
FERNANDEZ MIRO, ULISES				<5	<5	35
GLENER, DAVID				<5	<5	50
HILL, JAMES	620	1,511	82	618	1,505	218
HOPPE, LEIGH				<5	<5	60
IANNOTTI, NICHOLAS	27	53	353	52	97	268
KAUFFMAN, DEBORAH	21	43	54	93	200	53
LAMPARD, WILLIAM	15	23	53	123	225	55
MCCAIN, JESSICA	1,664	4,750	126	1,851	5,314	124
PORRAS POLO, ERNESTO	<5	<5	160	<5	5	101
POTO, ANTONIO	62	67	124	66	72	127
RINCON, GEORGE	26	60	149	30	74	141
ROSEN, SETH	7	13	277	10	16	263
SCHMIDT, PAUL	<5	<5	300	<5	<5	613
SIGMAN, TIMOTHY	704	1,671	283	791	1,985	294
SWANSON, PAUL	10	16	297	19	40	227
SWARTZ, SIDNEY				<5	<5	30
WERTHEIM, MICHAEL	7	12	280	13	22	471
YECKES RODIN, HEATHER	36	70	276	58	110	246
ZELINKA, MAUREEN	339	549	32	392	607	32
Sumter	2,224	6,168	196	3,760	10,681	245
BELL, MARGARET	7	13	119	7	13	126

Table 10. Individual Physician Average Daily Dose for Orders of Low-THC Cannabis and Medical Marijuana by Oral Route from October 1, 2018 through September 30, 2019.

Physician County	Low-THC Cannabis Number of Certifications	Number of Orders with Oral	AVG Daily Dose (mg)	Medical Marijuana Number of Certifications	Number of Orders with Oral	AVG Daily Dose (mg)
STATEWIDE	343,149	910,048	612	405,899	1,060,385	584
BISBY, SHERI	68	114	2,684	225	460	2,404
CASTALDO, JOHN	<5	<5	500	10	11	500
DSTTEFFANO, DANIEL	<5	<5	933	54	89	293
ECKLIND, JERROLD	57	68	100	57	68	102
HANNUM, ROBERT	2,074	5,950	150	3,388	10,008	146
OLLIVIERRE, CARL	12	16	42	12	19	41
RAMIREZ, GERARDO	<5	<5	300	7	13	200
SERRA, HIGINIO						
Suwannee	51	80	1,865	222	584	615
MOORE, EDWIN	51	80	1,865	222	584	615
Volusia	11,970	32,747	293	13,831	36,827	223
BENEZETTE, ALYN	1,215	2,964	432	1,670	4,288	438
BENTLEY, JAMES	689	1,599	1,857	725	1,808	393
BERNARD, JOHNNY	3,036	9,082	196	3,031	9,067	195
BOHANNON, JOHN	<5	5	128	6	9	70
BRADY, WILLIAM	<5	<5	71	<5	<5	75
CHANMUGAM, JAY				119	151	99
CHEWNING, JOHN	80	122	256	154	337	143
COLLAZO, SYLVIA				29	29	118
CORAK, JEFFREY	<5	10	100	<5	10	100
CROUCH, EUGENE	5	11	232	<5	8	225
DUREN, LAURA				8	16	836
ESMAIL-RAWJI, ADAM						
FELDMAN, ANDREW				<5	<5	60
GAREWAL, MANDEEP	45	81	36	38	69	41
HALL, PAULA	41	108	53	104	289	56
HANFLINK, NATHAN	718	1,428	97	1,149	2,352	101
JACKSON, ALLEN	20	30	51	20	30	51
JEPMA, JOHN	<5	<5	50	9	16	26
KENDRICK, MARK	<5	<5	1,500	8	16	74
KENT, ROBERT	15	34	74	24	50	70
KONICEK, ONNA				8	9	36
MIRABELLI, JORGE	19	19	30	238	239	33
NAIR, SANTOSH				<5	<5	30
OLUSEGUN, TINUADE	5,177	15,355	201	5,173	15,335	201
ONYEMA, JUDEPATRICKS	<5	<5	150	62	120	203
PARADIS, KRISTYNA	<5	5	136	9	18	137
PARNELL, JOHN	115	125	81	163	205	69
PICCHIELLO, ANTHONY	59	127	106	60	130	113
POTTER, WILLIE	53	61	69	71	91	62
POTTS, RICHARD	<5	<5	1,000	<5	<5	385
RYAN, LORRAINE	100	286	143	100	289	136
SCHEFSKY, HARVEY	<5	6	36	39	63	24
SCOTT, CLARENCE	<5	<5	2,400	<5	<5	3,950
SHEMIRANEI, SAIED	47	114	73	71	152	78
SPENCER, ROGER	24	71	200	26	77	200
TIKKU, DEEPAK	<5	<5	200	10	12	52
TRAPANI, VICENTE	205	429	195	248	565	208
VAN DIEPEN, PATRICIA	186	493	200	185	494	200
VINTIMILLA, MARIA	<5	8	325	<5	10	340

Table 10. Individual Physician Average Daily Dose for Orders of Low-THC Cannabis and Medical Marijuana by Oral Route from October 1, 2018 through September 30, 2019.

Physician County	Low-THC Cannabis Number of Certifications	Number of Orders with Oral	AVG Daily Dose (mg)	Medical Marijuana Number of Certifications	Number of Orders with Oral	AVG Daily Dose (mg)
STATEWIDE	343,149	910,048	612	405,899	1,060,385	584
VISVALINGAM, BHANU				<5	<5	30
WATRY, STEVEN	10	15	87	63	128	108
WULFF, KRISTIN	26	51	172	24	45	120
YEE, JOHN	59	97	28	165	284	50
Walton	3,862	10,901	141	4,178	11,683	139
ASENCIO, BRENDA LIZ	2,743	8,225	158	2,742	8,185	158
BLOUNT, CALVIN	323	659	61	325	665	60
CHERN, RICHARD	7	13	112	7	13	112
CLARK, LISA	103	304	57	102	301	56
FAWAZ, FAWZI	10	21	100	10	21	100
HIGHT, PERRY	57	120	182	114	226	170
JOHN, THOMAS	178	374	102	182	388	102
JOHNSON, STEPHANIE	411	1,145	102	657	1,807	103
PICHARDO, NELSON						
PUGLIA, JACQUELYN	30	40	100	39	77	99
Washington	177	431	120	689	1,776	159
LAPUZ, LAURO	177	431	120	689	1,776	159
Not Practicing	2,218	5,960	202	2,219	5,973	306
BERK, STUART				<5	<5	60
HAMMESFAHR, WILLIAM				<5	<5	200
REICH, NORBERT						
SCHULMAN, ROBERT	2,218	5,960	202	2,217	5,969	306
Out of State	2,802	8,089	227	3,124	8,821	197
CAMPBELL, JAMES	29	87	200	29	87	200
CAPUANO, MATTHEW				<5	<5	10
COLE, SHOLA	434	1,302	161	435	1,305	156
GELFAND, PETER	7	14	44	27	60	41
LAKIN, RYAN	<5	<5	25	5	7	28
LEVITT, DAVID	652	1,748	200	661	1,767	201
MAAROUF, JOHN	98	244	96	210	551	92
RENO, LETICIA				11	13	154
ROSS, HARRIS	<5	<5	160	<5	<5	30
TOLENTINO, JACLYN						
TRONSHAW-GETTINGS, NAPATIA	51	153	300	51	153	300
UPHUES, MICHAEL				8	15	157
VREDENBURGH, JESSE	13	37	376	13	37	400
WARD, GREGORY	43	128	200	43	128	200
WOLFF, RICHARD	840	2,494	219	999	2,824	208
YARD, LAURA	631	1,874	323	630	1,872	227

Table 11. State and County Average Daily Dose for Orders of Low-THC Cannabis and Medical Marijuana by Sublingual Route from October 1, 2018 through September 30, 2019.

Physician County	Low-THC Cannabis			Medical Marijuana		
	Number of Certifications	Number of Orders with Sublingual	AVG Daily Dose (mg) Ordered Sublingual	Number of Certifications	Number of Orders with Sublingual	AVG Daily Dose (mg) Ordered Sublingual
STATEWIDE	86,068	216,605	233	110,884	269,759	317
Alachua	29	68	168	53	101	132
Bay	242	495	181	262	540	125
Bradford	9	21	292	13	34	131
Brevard	521	925	206	1,831	3,309	148
Broward	5,765	14,334	331	8,530	20,311	256
Charlotte	1,825	5,121	105	1,957	5,309	149
Citrus	28	61	126	144	343	154
Clay	246	530	202	344	716	185
Collier	2,756	5,919	176	2,902	6,273	174
Columbia	18	43	142	65	119	102
Duval	4,026	10,420	211	4,486	11,358	177
Escambia	1,082	2,604	211	1,358	3,370	153
Flagler	353	974	390	620	1,446	390
Franklin	<5	<5	100	<5	<5	100
Hernando	426	846	85	750	1,368	77
Highlands	298	545	222	810	1,380	200
Hillsborough	4,496	12,249	216	5,554	14,573	216
Indian River	335	837	134	439	1,016	121
Jackson						
Jefferson	5	13	200	<5	12	200
Lafayette	201	601	80	191	571	80
Lake	1,257	3,352	235	1,637	4,133	206
Lee	10,183	28,592	231	10,627	29,454	203
Leon	1,026	2,412	153	1,112	2,573	136
Levy	<5	<5	60	6	12	49
Manatee	542	1,320	155	979	2,243	108

Table 11. State and County Average Daily Dose for Orders of Low-THC Cannabis and Medical Marijuana by Sublingual Route from October 1, 2018 through September 30, 2019.

Physician County	Low-THC Cannabis			Medical Marijuana		
	Number of Certifications	Number of Orders with Sublingual	AVG Daily Dose (mg) Ordered Sublingual	Number of Certifications	Number of Orders with Sublingual	AVG Daily Dose (mg) Ordered Sublingual
STATEWIDE	86,068	216,605	233	110,884	269,759	317
Marion	405	538	222	1,069	1,593	477
Martin	970	2,189	129	2,271	4,767	119
Miami-Dade	4,914	11,154	481	7,982	17,601	531
Monroe	619	1,491	88	774	1,841	96
Nassau	98	187	215	99	188	211
Okaloosa	830	1,608	103	1,124	2,293	98
Okeechobee	52	81	73	86	161	80
Orange	3,695	8,323	296	4,348	9,698	326
Osceola	359	1,026	306	422	1,156	268
Palm Beach	11,323	27,148	129	14,757	35,510	907
Pasco	1,530	4,058	166	2,243	5,533	145
Pinellas	9,613	24,378	137	10,991	28,072	141
Polk	1,906	4,934	150	2,392	5,599	160
Putnam	14	20	226	15	21	216
Santa Rosa	34	75	115	35	70	99
Sarasota	5,136	14,068	436	5,368	14,550	201
Seminole	673	1,692	169	1,353	3,329	159
St. Johns	495	1,290	196	1,019	2,762	184
St. Lucie	4,694	12,744	128	5,630	14,988	137
Sumter	259	409	2,122	613	1,021	2,984
Suwannee	51	111	3,257	149	378	755
Volusia	1,604	3,629	640	2,273	4,754	199
Walton	300	733	102	303	740	103
Washington				6	9	150
Not Practicing	<5	5	176	7	8	300
Out of State	819	2,428	221	880	2,550	218

Table 12. Individual Physician Average Daily Dose for Orders of Low-THC Cannabis and Medical Marijuana by Sublingual Route from October 1, 2018 through September 30, 2019.

Physician County	Low-THC Cannabis Number of Certifications	Number of Orders with Sublingual	AVG Daily Dose (mg)	Medical Marijuana Number of Certifications	Number of Orders with Sublingual	AVG Daily Dose (mg)
STATEWIDE	86,068	216,605	233	110,884	269,759	317
Alachua	29	68	168	53	101	132
DAVIS, JUSTIN	<5	5	359	7	12	124
GUNN, KATHRYNE	<5	9	358	<5	9	358
JANES, DONALD	7	21	67	8	24	58
MALIK, ALEEM	8	21	171	8	21	171
ODOCHA, INNOCENT	6	6	36	19	19	35
RAINS, CAROLINE				<5	<5	1,000
STEWART, BRENT				<5	6	30
WEINSTEIN, ALAN	<5	6	200	<5	9	200
Bay	242	495	181	262	540	125
BARRIO, GEORGE	<5	5	100	5	5	100
DERKAZ, JEROLD	<5	<5	200	<5	<5	200
EDWARDS, WILSON	<5	<5	80	24	48	81
FICHTER, LEONARD	28	84	186	28	84	186
HAMMAD, MUSTAFA						
MOLINARI, VINCENT	8	21	134	8	21	134
MONASTERO, JOSEPH				<5	<5	200
MULLIS, STEVEN	26	54	64	<5	9	110
NAZIR, KHURRAM				19	52	100
REED, MYRA	<5	<5	100	<5	5	100
SHAABAN, MUHAMMAD						
TEDTAOTAO, MARIA	65	164	307	62	151	138
ULLMANN, M						
ZABIH, ISMAIL	107	159	99	107	159	99
Bradford	9	21	292	13	34	131
DECERCE, JOHN	9	21	292	13	34	131
Brevard	521	925	206	1,831	3,309	148
ARORA, SIDDHARTH	<5	7	193	<5	6	65
CAPRARO, FRANCES	10	12	100	10	12	68
CHANDRA, SUMEET	10	22	1,337	71	154	823
CROWLEY, SEAN	<5	<5	1,000	<5	<5	727
DOMINGUEZ, DAVID	71	75	70	148	160	72
FILIBERTO, FRANK				<5	<5	200
HUNTON, REBECCA	<5	<5	123	8	15	37
IRELAND, BRIAN	61	141	28	128	257	30
JAFFE, TODD				<5	<5	133
LEBRON SANCHEZ, JUAN	5	5	619			
LESSER, MICHAEL	28	50	50	144	268	78
LORENTE, MIGUEL	<5	<5	75	6	11	67
MADLENER, JOHN	68	153	58	74	174	58
MAZO, JOSSE	160	253	63	1,089	1,952	95
MCTAMMANY, MARK	<5	6	14,000	<5	6	14,000
MILEY, JANET				<5	<5	100
NAMBA, MICHAEL						
NIELSEN, RICHARD	33	99	167	37	109	161
RADU, MIOARA	28	47	55	59	109	49
RAGSDALE, VERNICE	10	10	53	15	17	37
ROJAS, JOSE						
SANTIAGO, JUAN						
SKADEN, JIBRIL	11	17	64	15	22	71

Table 12. Individual Physician Average Daily Dose for Orders of Low-THC Cannabis and Medical Marijuana by Sublingual Route from October 1, 2018 through September 30, 2019.

Physician County	Low-THC Cannabis Number of Certifications	Number of Orders with Sublingual	AVG Daily Dose (mg)	Medical Marijuana Number of Certifications	Number of Orders with Sublingual	AVG Daily Dose (mg)
STATEWIDE	86,068	216,605	233	110,884	269,759	317
SORIANO, VICTOR						
TA, LAN	<5	6	1,825	<5	5	2,180
WOLFINGTON, MICHAEL	<5	<5	200			
WOODARD, DANIEL				<5	<5	100
ZIPPER, KIM	8	12	78	9	15	74
Broward	5,765	14,334	331	8,530	20,311	256
ALHOMSI, ABED	<5	<5	30	<5	<5	20
ALSHON, JOSEPH	117	172	74	396	676	81
AMADI, HEPHARAT	39	117	400	47	135	387
ANSCHUETZ, DANNELL	13	37	38	65	183	146
ARAIZA, JOSEPH	18	18	36	50	52	30
BAEZ, JAVIER	12	30	96	24	70	101
BARRERAS, LUIS				<5	<5	180
BARRON, EARL				<5	<5	120
BARRON, HOWARD						
BERMAN, ROBERT						
BORISIAK, TATYANA	19	29	55	24	40	43
BRANDWEIN, GARY						
BRETAL, ANDREA						
BRIONES, LUIS	21	40	88	22	43	87
BUSH, DARIN	<5	<5	1,500	16	32	1,491
CHAPLIK, IGOR						
CHISTY, KHAJA	14	24	188	78	125	193
COHEN, MITCHELL						
COLAK, KAYA						
CONCILIO, IAN						
COUPET, SIDNEY						
DARCY, SEAN	213	376	46	662	1,260	49
DAVIDSON, MYRON	15	15	200	15	15	200
DIAB, KHALED						
DONOWAY, ROBERT				5	5	123
EVANS, LILLIAN	339	862	1,610	338	856	1,565
EXELBERT, ERIC	<5	<5	400			
FERNANDEZ SABATER, ALBERTO						
FERNANDEZ, VANIA	<5	6	37	7	9	74
FERNANDEZ, WIFREDO				<5	<5	50
FIELDS, ALLAN	8	9	100	8	9	100
FINK, DAVID	36	91	199	88	230	197
FRANK, JAMES	308	661	1,002	177	410	830
GARCIA, BERNARD	<5	<5	50	<5	<5	63
GARDERE, SERGE-HENRI						
GATES, E JASON						
GELBARD, STEVEN	388	1,000	198	478	1,214	193
GITTMAN, ALLAN	<5	<5	23	<5	<5	180
GIUFFRIDA, ANTHONY				<5	<5	50
GOLDBERG, ANDREW	23	35	46	65	112	43
GOLDBERG, TODD				<5	<5	50
GOLDMAN, JASON	<5	<5	108	7	7	60
GUTIERREZ, ALVIN				14	22	37
HALL, ANTHONY	112	201	74	165	329	68

Table 12. Individual Physician Average Daily Dose for Orders of Low-THC Cannabis and Medical Marijuana by Sublingual Route from October 1, 2018 through September 30, 2019.

Physician County	Low-THC Cannabis Number of Certifications	Number of Orders with Sublingual	AVG Daily Dose (mg)	Medical Marijuana Number of Certifications	Number of Orders with Sublingual	AVG Daily Dose (mg)
STATEWIDE	86,068	216,605	233	110,884	269,759	317
HARAKE, ALI	<5	<5	40			
HARMAN, LEONARD	<5	<5	60	<5	5	1,476
HARRELL, JON	<5	<5	30	<5	<5	15
HEYWOOD, KENDRICK				<5	<5	25
IRIZARRY-ROMAN, MOISES	<5	10	77	5	13	79
ISLAM, ZAMIL	24	71	100	88	250	107
JACKSON, ROOSEVELT						
JARVIS, VINCENT	335	858	250	371	900	249
JAYSON, MAURY	62	155	79	59	150	85
JOHN, JONES	8	22	131	9	25	40
KALIRAO, PARAMJIT				<5	<5	26
KATANICK, CINDY	<5	7	200	24	40	418
KELLER, NATHANIEL	37	46	20	50	58	16
KHAN, HUMAIRA	<5	<5	8	<5	<5	100
KHANI, HOWARD						
KING, DEREK	415	1,075	187	1,108	3,011	147
KIRSCHBAUM, NEIL	7	13	81	29	66	70
KOTTURAN, PAULSON	6	14	42	39	109	83
KOWALSKI, IAN						
KRICHMAR, PERRY				<5	<5	60
KUPPINGER, JORDAN						
LACROSS, CHRISTOPHER				<5	<5	83
LEE, MARAH						
LENCHIG, SERGIO	64	132	53	54	117	56
LEVY, CARLOS						
LIEBERMAN, DONALD	<5	<5	217	<5	<5	200
MARRERO, GABRIEL	<5	<5	33	16	23	33
MARSH, VICKY	<5	<5	60			
MAY, MARTIN						
MCCLEAN, JACOB	<5	<5	120	39	58	120
MCKENZIE, MICHAEL	119	289	315	355	714	316
MILNE, JAMES	29	38	85	212	328	92
MIRZA, KHURRAM				<5	<5	100
MISHKIN, DAVID	<5	<5	30	<5	<5	40
MURPHY, DEREK	125	319	273	126	323	268
NAWABI, NASEH	<5	<5	85	26	35	106
NERETTE, JEAN-CLAUDE	<5	<5	58	<5	<5	20
ODELL, ROBERT						
PANDYA , KAYLESH	55	140	303	66	163	240
PARDELL, HERBERT						
PARZYNSKI, PAMELA				8	8	91
PEARLBERG, KENNETH	<5	6	13	6	18	52
PINKSTON, JAMES	68	151	266	105	255	241
POHLMAN, DANE				<5	<5	60
PROPIS, MELVIN	8	9	87	49	58	89
PULLER, CARRIE ELLEN	9	21	61	<5	9	60
REYES, RENE	<5	5	212	<5	<5	300
RIVERA MENDEZ, JOSE						
RIVERA-HIDALGO, ZORAIDA						
ROBAINA-GONZALEZ, LUIS	<5	6	100	55	152	99

Table 12. Individual Physician Average Daily Dose for Orders of Low-THC Cannabis and Medical Marijuana by Sublingual Route from October 1, 2018 through September 30, 2019.

Physician County	Low-THC Cannabis Number of Certifications	Number of Orders with Sublingual	AVG Daily Dose (mg)	Medical Marijuana Number of Certifications	Number of Orders with Sublingual	AVG Daily Dose (mg)
STATEWIDE	86,068	216,605	233	110,884	269,759	317
ROBINSON, KEITH	<5	<5	350	<5	<5	30
RODRIGUEZ, FRANK	39	66	381	110	173	385
RODRIGUEZ, PAUL	<5	<5	90	<5	<5	73
ROSE, JOHN	<5	<5	200	<5	5	170
SACHS, RACHEL	<5	<5	180	<5	<5	190
SADDLER, SHAWNETTE	131	322	39	92	218	42
SAFF, GARY	64	116	47	141	248	55
SEIFAN, ALON	9	14	356	38	59	313
SHAWN, LESLIE	14	22	36	58	88	41
SHERMAN, F.						
SILVA, BRIDGET	5	15	200	5	15	200
SILVA, RICHARD	<5	<5	60	<5	<5	40
SINGH, ALKA						
SLAVIN, HERBERT						
SMITH, DOUGLAS				5	14	107
SO FAT, ATUL						
SOFF, MATTHEW	189	224	111	94	117	88
SOMMERS, ANDREA	<5	<5	50	<5	<5	50
STEINBERG, JEFF	23	23	412	19	20	181
STEINER, DAVID	5	14	73	7	16	41
TADROS, WAGDY				<5	<5	160
TIRMAL, VIVEK	46	114	180	61	154	174
TOMCHIK, ROBERT	<5	<5	750	<5	<5	750
TROBMAN, MAYER	<5	<5	200			
UDELL, BRIAN						
VICE, MARVIN	1,889	5,643	249	1,887	5,639	249
VRABLE, ALLAN						
WARD JR., WILLIAM				<5	<5	40
WEINER, DOUGLAS	6	9	97	8	15	83
WEISMAN, PAUL	197	556	222	197	558	222
WEISS, CAROLINA						
WILLIAMS, KAREN						
WOLF ROSENBERG, AVA	<5	<5	50	<5	<5	100
WONG, SIMON						
YELVERTON, CHERYL	<5	<5	12	<5	<5	16
ZANNIS, JASON	11	25	63	92	164	67
ZELLER, DONALD				<5	<5	200
ZITON, LAURA	<5	5	50	13	24	37
Charlotte	1,825	5,121	105	1,957	5,309	149
BORDY, PASCAL	18	32	82	18	29	47
CAPOTE, NATALIA	7	10	168	8	16	190
DRATLER, STANLEY	<5	<5	75	5	6	50
GARCIA, GERARDO	<5	<5	45	<5	<5	15
GARCIA, JOSE	26	78	179	26	78	179
GREENE, TUCKER	1,118	3,334	50	1,120	3,333	50
LITTLE, LEW				<5	<5	200
MCALLISTER, BENNETT	12	19	79	21	32	85
MEMON, TANWEER	43	43	256	48	48	247
METYK, TETYANA	177	376	204	176	393	207
MORROW, R	213	639	201	213	639	201

Table 12. Individual Physician Average Daily Dose for Orders of Low-THC Cannabis and Medical Marijuana by Sublingual Route from October 1, 2018 through September 30, 2019.

Physician County	Low-THC Cannabis Number of Certifications	Number of Orders with Sublingual	AVG Daily Dose (mg)	Medical Marijuana Number of Certifications	Number of Orders with Sublingual	AVG Daily Dose (mg)
STATEWIDE	86,068	216,605	233	110,884	269,759	317
PANJIKARAN, ROSAMMA	<5	<5	4,500	57	58	4,278
RAVID, JOSEPH	5	7	429	5	7	429
ROSENFELD, LOUIS	<5	<5	68	5	9	261
SHELL, STEVEN				9	19	182
SMITH, DANIEL	187	557	203	186	558	203
TAR, LESLIE	10	15	200	56	76	104
TORRES-URRUTIA, JUAN	<5	<5	200	<5	6	200
Citrus	28	61	126	144	343	154
FALLOWS, CHRISTOPHER	<5	<5	40	<5	6	80
GOETHE, ROBERT	<5	7	150	5	9	140
GRACE, JOHN				10	10	55
HUSSEIN, MALEK						
KALAKATA, VIJAYASEKHARA						
REDRICK, SCOTT	<5	9	200	6	14	229
SYVERSON, THOMAS	<5	7	150	80	212	150
TORRES, JAIME	15	28	101	35	80	105
WALLIS, B				<5	<5	2,000
WARD, ELAINE	<5	9	100	<5	9	100
Clay	246	530	202	344	716	185
ALESSANDRIA, MARC	<5	<5	120	33	59	175
ANDRAWIS, ASHRAF				<5	<5	80
BERNARD, GARY				<5	<5	40
CASTIEL, ALBERTO				<5	<5	100
LAFFERTY, BOBBY	<5	7	23	6	12	36
MAQUERA, VICTOR	<5	<5	233			
MARS, DONALD	68	186	267	77	202	266
MATOS-GARSAULT, HUBER	<5	<5	50	19	35	62
MITCHELL, KIA	125	236	205	127	242	202
RUTERBUSCH, JEFFREY	<5	6	200	<5	6	200
SCHEINER, DAVID	<5	<5	72	<5	<5	342
SHAUGHNESSY, JOSEPH	39	84	78	76	151	96
Collier	2,756	5,919	176	2,902	6,273	174
BAKER, MATTHEW	83	142	46	100	186	37
BARILE, MICHAEL	221	401	150	221	401	150
BLANCO FRANCO, ALEJANDRO	228	490	253	229	489	271
BRACCIA, GREGORY	183	545	249	184	548	248
BRODERICK, KATHLEEN						
CAMPBELL, JOHN	46	93	64			
CANTERBURY, JOHN	15	28	37	33	56	60
CHO, SHELDON						
COURVILLE, GARY				<5	<5	70
CUGINI, CHRISTY				<5	<5	30
FAREMOUTH, JAMES	6	13	231	7	16	225
FERBER, ANDREW	239	557	107	286	679	165
FINAN, EUGENE						
FUCHS, SCOTT	<5	<5	45	<5	<5	42
FULLER, AARON						
GARRY, RONALD				<5	<5	20
GUIDRY, ANDREW	31	63	1,087	31	63	1,079
HALIKAS, JAMES	85	158	471	99	187	199

Table 12. Individual Physician Average Daily Dose for Orders of Low-THC Cannabis and Medical Marijuana by Sublingual Route from October 1, 2018 through September 30, 2019.

Physician County	Low-THC Cannabis Number of Certifications	Number of Orders with Sublingual	AVG Daily Dose (mg)	Medical Marijuana Number of Certifications	Number of Orders with Sublingual	AVG Daily Dose (mg)
STATEWIDE	86,068	216,605	233	110,884	269,759	317
HOWARD, COREY	<5	<5	30	<5	<5	30
HUSSEY, FRANCIS	521	1,012	201	521	1,011	201
KELLEY, EDWARD	65	129	82	82	170	81
KORUNDA, ZDENKO	147	279	50	191	381	45
MARISTANY, EDUARDO				5	5	56
MARQUES, ROMILIO	<5	<5	100	<5	<5	100
MOORTHY, PRATHIMA	10	11	178	7	7	1,669
PEREZ-RODRIGUEZ, SOCRATES	5	13	54	15	25	133
POTTER, CLINTON	8	16	138	5	9	92
PUERTO, JUAN	29	35	193	29	37	197
ROBERTS, CAROL	36	75	90	75	175	82
RODRIGUEZ HERNANDEZ, RALPH	174	373	215	177	375	220
ROTH, ROBIN	7	8	74	7	8	54
RUBINO, MARK	107	225	233	115	241	211
SIBLEY, MARK	<5	6	10	<5	6	10
SMITH-FERNANDEZ, HEATHER	121	183	98	62	97	153
TANDATNICK, CARL				<5	<5	30
UTTLEY, THOMAS	34	69	115	50	89	119
VACKER, MARK	344	974	102	347	976	102
VANCE, NANCY	5	15	46	13	24	40
Columbia	18	43	142	65	119	102
IZEIYAMU, OSAYANDE	6	7	203	53	83	90
RAVINDRA, RAJANI	12	36	130	12	36	130
SHOKAT, MAXIMILIAN						
Duval	4,026	10,420	211	4,486	11,358	177
AKBARY, HARES						
ALIU, KINGSLEY	<5	<5	63	14	24	97
ANTIPORDA, GLORIOSA	215	459	115	124	276	80
BEAMAN, RODERICK	94	198	170	100	206	195
BURNS, PATRICK	<5	6	35	127	381	45
CAUDILL, JEFFREY						
CHOPRA, SHAWN	245	482	107	244	479	107
CORDERO- LOPERENA, DIANA	422	1,169	237	448	1,230	237
CRUMP, JOHN	28	43	55	18	27	50
CUMBER, ZEHRA	109	322	100	110	325	100
DE ARMAS, LOURDES						
FAROOQUE, MOHAMMAD				10	18	39
FOLTZ, JERRY	41	79	68	43	89	232
GOLDEN, MARLA	9	27	76	9	27	76
HALPERIN, ANDREW	283	717	247	357	915	248
HANES, MICHAEL						
HARDY, CARL	394	1,182	422	393	1,179	168
HASSAN, MAJED						
HESSON, HOSSAM						
HUSSAIN, JAWED	<5	<5	45	<5	<5	60
HUSSAIN, SYED	7	7	66	7	7	66
JIMENEZ, ALEXIS	30	74	75	32	76	67
JONES, JEREMY	<5	5	360	6	9	289
JOYNER, JAMES	21	50	45	20	54	60
KATZ, DAVID	45	125	475	51	131	357

Table 12. Individual Physician Average Daily Dose for Orders of Low-THC Cannabis and Medical Marijuana by Sublingual Route from October 1, 2018 through September 30, 2019.

Physician County	Low-THC Cannabis Number of Certifications	Number of Orders with Sublingual	AVG Daily Dose (mg)	Medical Marijuana Number of Certifications	Number of Orders with Sublingual	AVG Daily Dose (mg)
STATEWIDE	86,068	216,605	233	110,884	269,759	317
KHAN, SAJID						
KHANNA, PARVEEN	47	99	95	50	105	86
LACINA, FRANCIS						
LASKI, HAROLD				5	7	100
LOCKE, KEYA	<5	<5	300	<5	<5	269
MANN, JUSTIN	124	370	121	122	364	121
MANOHAR, SHONITH	<5	<5	60	<5	<5	60
MARCOM, RODNEY	76	126	54	75	130	56
MEDINA, NANCY	<5	<5	200	<5	<5	200
NABIZADEH, SHAHRIAR	52	120	108	53	122	110
NEWTON, TEREL	133	139	103	219	231	102
NOUMAN, ASIM						
PATEL, VISHAL	15	32	27	16	33	33
PHAM, BAO	5	7	90	32	48	90
PULIDO, RENE	461	1,300	398	479	1,320	396
REDDY, SATHAVARAM				<5	<5	150
SALAH, ISMAIL	17	17	75	44	44	88
SANCHEZ, RACHAEL	<5	<5	150	<5	<5	150
SERT, PERI	75	225	162	75	225	162
SIMONS, JOHN	<5	<5	200	<5	<5	200
SOURIAL, SOURIAL	<5	<5	90	<5	<5	90
SPOONER, JUSTIN	<5	<5	250			
TRAN, BRADLEY	61	114	66	126	275	71
UCHE, CHIDI	961	2,870	119	1,022	2,940	119
ZACHAR, LENKA						
ZEB, SHAHID	<5	<5	488			
ZHANG, HAITAO	33	33	55	39	39	55
Escambia	1,082	2,604	211	1,358	3,370	153
BEAR, DAVID						
BEASLEY, MICHELLE						
BRANNON, HORACE	589	1,327	301	601	1,364	198
COX, JEFFREY	27	76	95	55	157	120
DUNCAN, SUZANNE						
HASS, WILLIAM	<5	6	140			
HILLMAN, ALEXYS	<5	5	120	21	33	96
JUDSON, DONNA	<5	<5	100	9	15	75
KESLER, ROMAN	8	20	101	8	20	67
MCFADDEN, NORMAN						
MITCHELL, KENNETH	<5	<5	100	<5	<5	100
PELAEZ, JORGE	<5	6	55	<5	<5	100
RAYSON, THOMAS	27	78	82	42	121	86
RINEY, THOMAS	246	597	69	267	637	63
SALZBERG, JAN						
SAUER, SAMUAL	<5	7	100	<5	6	100
SAYRE, ROBERT	<5	9	200	6	16	200
SERPAS, MICHELLE	5	13	100	5	13	100
SMITH, MICHELLE				<5	<5	1,000
THOMPSON, CHARLES						
TRABUCCO, ARNALDO	161	449	191	334	968	168
TUEL, TIMOTHY				<5	6	100

Table 12. Individual Physician Average Daily Dose for Orders of Low-THC Cannabis and Medical Marijuana by Sublingual Route from October 1, 2018 through September 30, 2019.

Physician County	Low-THC Cannabis Number of Certifications	Number of Orders with Sublingual	AVG Daily Dose (mg)	Medical Marijuana Number of Certifications	Number of Orders with Sublingual	AVG Daily Dose (mg)
STATEWIDE	86,068	216,605	233	110,884	269,759	317
ZEICHNER, SIMON	<5	9	200	<5	9	100
Flagler	353	974	390	620	1,446	390
DANTINI, DANIEL	23	25	258	21	21	318
TREECE, JONATHAN	330	949	394	599	1,425	391
Franklin	<5	<5	100	<5	<5	100
TANGLAO, EMMANUEL	<5	<5	100	<5	<5	100
Hernando	426	846	85	750	1,368	77
ABDULFATTAH, QAHTAN	90	154	63	130	228	60
ALSABBAGH, EYAD	<5	<5	63	70	73	48
BAIN, RUSSELL						
BANWATT, RAMNIK	<5	<5	12	<5	<5	57
CARADONNA, RICHARD	<5	<5	40	<5	<5	40
COURTNEY, MICHAEL	53	103	226	77	127	186
DAVIS, BILLY	7	13	249	7	13	249
DOHERTY, MARIA	157	367	61	259	537	68
GEBHARDT, SCOTT	<5	<5	200	<5	6	200
GLIGICH, OLEG	63	106	58	68	114	60
KROLL, BRIAN						
MALHOTRA, GAURAV						
MARSH, MATTHEW	43	80	68	113	227	70
MORENO, DAVID	<5	<5	60	<5	<5	60
NAKHL, FADI	5	11	40	5	11	40
STOLTE, KEITH						
SWAIN, SHYAM	<5	<5	50	14	25	42
Highlands	298	545	222	810	1,380	200
ARRIA-DEVOE, GERARD	9	12	1,247	7	11	283
BASSETTI, DENNIS	18	23	50	62	116	54
PALOSKY, ERIC	147	267	241	439	783	254
PATEL, DEEPAK				<5	5	60
PEARCE, GARY	5	15	80	8	24	88
PINZON-REYES, ERNESTO	<5	<5	205	5	10	67
SHARMA, PRIXIT	<5	<5	24	<5	<5	134
TORRES, ALEXANDER	116	223	174	285	429	149
TOTURGUL, DAVID						
Hillsborough	4,496	12,249	216	5,554	14,573	216
ACKERMAN, IVAN						
AHMAD, BURHAAN				<5	7	79
ALI, MOHAMMED	174	456	100	175	456	101
AMSHEL, CRAIG	<5	<5	60			
ANCHETA, JOEY	15	31	328	365	866	453
ARVIV, TALI	<5	8	75	9	21	61
AUERBACH, LEWIS	177	525	154	285	834	135
AUSTIN, MICHAEL	<5	<5	250			
AYER-COLE, JAWAN						
AZEEM, NOMEN	6	11	100	6	11	100
BARBOUR, RONALD	24	48	5,082	17	37	3,324
BENNI, ABD ALRAHMAN	<5	6	600	<5	9	600
BERGER, DAVID						
BIREDDY, VENKATA	5	15	54	5	15	54
BLAKE, GEORGE						

Table 12. Individual Physician Average Daily Dose for Orders of Low-THC Cannabis and Medical Marijuana by Sublingual Route from October 1, 2018 through September 30, 2019.

Physician County	Low-THC Cannabis Number of Certifications	Number of Orders with Sublingual	AVG Daily Dose (mg)	Medical Marijuana Number of Certifications	Number of Orders with Sublingual	AVG Daily Dose (mg)
STATEWIDE	86,068	216,605	233	110,884	269,759	317
BYRNE, PATRICK	12	28	69	11	31	75
CABAN, FRANCIS						
CALKIN, PETER	5	12	169	<5	<5	50
CASANAS, ROBERT	9	9	110	37	38	134
CAZES, ELLIOT	<5	<5	137	94	159	143
CHOWDHARI, SHAUKAT	21	25	51	13	16	96
CODY, JOSEPH						
COMMEDORE, EMILE				<5	<5	400
COTTAM, JOHN						
CROCKER, DAVID						
DIAZ DIAZ, JOSE	1,311	3,500	294	1,384	3,652	293
DO, HOI						
DOWDY, MATTHEW	27	79	63	89	198	90
DRAPKIN, ROBERT						
EHEVARRIA-CRESPO, ESTHER	30	80	159	30	80	159
FAROOQ, SHIRAZ	29	60	106	25	54	110
FLYNN, GREGORY	13	15	80	16	17	46
FRANKLIN, DONALD	133	356	234	146	381	237
FURMANSKI, DAVID	197	584	250	198	587	254
GERLEY, PETER	108	247	439	135	314	381
GLIDER, ROSS				<5	<5	76
GOLD, TANYA	<5	<5	150			
GRIFFIN, JENNIFER	<5	<5	200			
GRIFFIN, RADLEY	26	52	186	30	64	190
GRISALES, DARIO	12	18	33	74	114	45
HECHTMAN, JASON						
HEIMAN, DAVID				<5	<5	24
HOOVER, TYRON	123	369	103	152	454	105
KALIN, DAVID	7	14	61	24	62	243
KARUMANCHI, PRUDHVI RAJAN	8	12	183	8	11	227
KASHLAN, GHIATH	<5	<5	150	<5	<5	150
KAWLICHE, BORIS				<5	<5	100
KILGORE, JOHN	<5	<5	100	<5	<5	40
KING, KELLY	13	19	616	26	51	420
KRAMER, LENI	7	19	347	<5	7	257
LAURO, STACIE						
LIPINSKI, IRENE	703	2,080	55	703	2,080	55
LONG, AARON	20	37	46	21	39	59
LOREN, DANIEL	<5	<5	71	<5	<5	75
LYTER, DAVID	390	1,163	246	389	1,164	250
MARTINEZ, ROBERT	<5	9	200	<5	6	163
MCTAGGART, JOHN	10	29	106	14	41	113
MENNEN, LEONARD	10	12	63	10	12	63
MILLER, JEFFREY	41	94	88	93	229	98
NALLU, SAGARIKA						
NENINGER, YAMILET						
NGUYEN, TRAN	<5	<5	400	<5	<5	200
NOE, SASHA	45	122	124	36	96	68
NORMAN, ROBERT	9	9	133	41	41	136
NOVITZKY, DIMITRI	192	482	207	200	509	205

Table 12. Individual Physician Average Daily Dose for Orders of Low-THC Cannabis and Medical Marijuana by Sublingual Route from October 1, 2018 through September 30, 2019.

Physician County	Low-THC Cannabis Number of Certifications	Number of Orders with Sublingual	AVG Daily Dose (mg)	Medical Marijuana Number of Certifications	Number of Orders with Sublingual	AVG Daily Dose (mg)
STATEWIDE	86,068	216,605	233	110,884	269,759	317
NUSSBAUM, CHRIS				10	21	767
O'DONNELL, KIRK	35	105	130	35	105	127
PATEL, KAMLESH	12	22	113	6	7	75
PATIDAR, BHAVIN	<5	<5	107	<5	6	147
PATWARI, SUNEETH						
RAJ, VIJAY	253	730	233	266	750	233
RAMANI, PRIYA	<5	<5	1			
ROBAINA, AL						
ROBINSON, PATRICK	<5	<5	100	<5	<5	100
SALHAB, SUZANNE				22	37	115
SAMALOT, JOSE	221	663	77	249	727	99
SANTIAGO, RAMON	<5	<5	80	<5	<5	125
SCOTT, DOUGLAS				<5	<5	180
SHAH, SYED	<5	9	200	<5	9	200
SHEMESH, RON	9	15	153	33	67	182
SHETH, BAIJU	<5	<5	83	<5	<5	50
SHULTZ, DEBORAH						
ST CLAIR, DEBORAH	5	15	200	6	16	200
STEFANO, STEPHEN	9	9	300	10	10	310
TALAKKOTTUR, CHARLES				<5	<5	210
TORRES-PEREZ, WILLIAM	9	11	295	15	19	103
TSENG, JACK						
WASHINGTON, ANTHONY						
ZACCARI, JAMES				<5	5	24
Indian River	335	837	134	439	1,016	121
DEAN, MELISSA	<5	<5	200	<5	<5	200
GONSALVES SIKORA, ALITA	201	485	100	208	499	101
KHALAF, MAJID	22	42	194	17	37	200
MEETZE, RUSSELL						
OFNER, MICHELE						
OLENEK, CHRISTOPHER	<5	<5	80	14	17	90
PARVUS, DIRK						
PIERONE, GERALD						
PRESCOTT, THERESA				15	19	39
SABA, RASHID	16	46	498	15	45	500
SADHWANI, HARISH	<5	<5	10	<5	<5	10
SHIPLEY, JOSHUA				9	11	135
STACHTIARIS, ACHILLES	76	227	131	75	224	133
STROUP, EDWIN	11	25	88	41	101	44
TREATMAN, SCOTT	5	6	73	32	44	69
ZAMBELLI, PATRICIA	<5	<5	40	11	17	64
Jackson						
ANANIA, MARY						
STOKES, STEVEN						
Jefferson	5	13	200	<5	12	200
DOTSON, ROBERT	5	13	200	<5	12	200
Lafayette	201	601	80	191	571	80
CABRERO-MUNIZ, NICOLAS	201	601	80	191	571	80
Lake	1,257	3,352	235	1,637	4,133	206
ALVARADO-HERNANDEZ, LUIS						

Table 12. Individual Physician Average Daily Dose for Orders of Low-THC Cannabis and Medical Marijuana by Sublingual Route from October 1, 2018 through September 30, 2019.

Physician County	Low-THC Cannabis Number of Certifications	Number of Orders with Sublingual	AVG Daily Dose (mg)	Medical Marijuana Number of Certifications	Number of Orders with Sublingual	AVG Daily Dose (mg)
STATEWIDE	86,068	216,605	233	110,884	269,759	317
BROWN, THOMAS						
CHARLES, KEITH						
CHIN, GLORIA						
CHOUHRY, MOHAMMAD						
COY, JAMES	<5	<5	30	<5	<5	73
DAVINA, ELEANOR	80	205	212	80	204	212
DE LEON, HECTOR	5	11	21	11	25	110
DOMINICK, RAYMOND	47	49	125	72	72	104
KIM, LLOYD						
KRAUCAK, NELSON				<5	<5	200
LOUGHLIN, MATTHEW	831	2,460	250	859	2,491	250
NAGEL, SHIRLEY	154	350	229	154	350	229
NOVIS, NORMAN						
OEHLER, JAMES	<5	9	211	16	27	211
RAJASHEKAR, HARSHA	88	171	193	54	102	97
SAINT LOUIS, OBED				5	9	98
SAINT-ELIE, DANIEL	15	19	55	12	16	58
SANTI, CELESTINO	9	18	51	283	653	70
SMIRNOFF, ALEXANDER						
STRICKLEN, HILLARY	<5	<5	45	7	15	573
THOMAS, DANIEL	<5	<5	68	13	22	63
VILLA, MARIVIC	19	51	122	32	82	119
ZUBKIN, ALLAN	<5	<5	70	37	61	233
Lee	10,183	28,592	231	10,627	29,454	203
ABU SHAHIN, FADI	10	28	88	8	22	50
ARNOLD, PAUL				13	13	266
AULD, HEATHER						
BALTER, DAVID	199	597	178	199	597	189
BOND, WENDY	<5	9	67	<5	6	75
BRUECK, ROBERT	263	548	143	292	612	178
BRUHN, DONALD	87	256	80	86	256	82
CARLIN, LANE	<5	<5	23	<5	7	19
CASTILLO-NIEVES, EDGARDO				<5	<5	100
COSSU, JOHN	<5	<5	30	<5	<5	290
DAITCH, JONATHAN	8	8	38	174	349	33
DAVIS, PHILLIP						
DOUEK, MAURICE	7	19	113	7	21	147
DURY, PATRICIA	106	293	189	109	296	293
EL-GENDY, ALAA	<5	<5	10			
ENCARNACION, KEVIN	67	172	326	68	169	321
FERGUSON, LEE	59	177	349	59	177	349
FILIPOWICZ, ROMAN	768	2,300	93	767	2,299	93
GUAITOLI, GIUSEPPE	<5	<5	150	<5	<5	86
JAFFE, SCOTT	<5	7	127	<5	5	154
KHAN, RABIA	<5	<5	30	<5	<5	50
KUEHNER, PAUL	61	159	536	65	168	382
KYRITSIS, ATHINA	4,531	13,019	209	4,545	13,037	209
LIEBOWITZ, FRED	<5	<5	150	7	8	66
LIM, MAY JOY	<5	6	40	<5	7	37
LOMAS, JERILEE	27	56	200	49	98	215

Table 12. Individual Physician Average Daily Dose for Orders of Low-THC Cannabis and Medical Marijuana by Sublingual Route from October 1, 2018 through September 30, 2019.

Physician County	Low-THC Cannabis Number of Certifications	Number of Orders with Sublingual	AVG Daily Dose (mg)	Medical Marijuana Number of Certifications	Number of Orders with Sublingual	AVG Daily Dose (mg)
STATEWIDE	86,068	216,605	233	110,884	269,759	317
LUKASIEWICZ, CYNTHIA				<5	<5	12
MANDELKORN, ROBERT				28	50	7
MARKOWITZ, DAVID	14	42	200	14	42	200
MARTINEZ, MICHAEL	<5	<5	100			
MIAN, MUNIRA	254	760	100	254	761	100
MORRIS, DARELD	645	1,370	1,534	643	1,366	988
MOULTON, MARLENE	<5	10	44	9	27	50
MURTAGH, WILLIAM	<5	<5	210	<5	<5	150
NORLEANS, MARK						
PATRICK, JOHN	<5	<5	100	<5	<5	150
PREUDHOMME, JULES	<5	<5	17	48	94	40
RAMAMURTHY, SUJATHA	320	851	170	324	857	170
ROMERO, FRANCES	<5	7	100	<5	10	100
ROSENKRANTZ, ERIC						
ROSS, STEPHEN	<5	<5	80	<5	<5	43
SAREEN, RAJAN				6	7	279
SAUER, MARK	76	174	81	80	180	80
SCHULTZ, CARL	184	409	105	195	454	131
SHAHLA, ZIAD						
SOLIMAN, GEORGE	90	245	185	93	265	157
SONN, GREGORY	2,253	6,723	92	2,275	6,744	92
TAYLOR, TERESE	<5	<5	800	10	25	319
VEL, JEAN-JACQUE	<5	<5	113	6	6	155
WEINER, JAMES	5	5	34	45	61	33
WILLIAMITIS, ANTHONY	103	293	440	111	315	433
ZFAZ, MARTIN						
ZUGHBI, CINDY	7	20	100	7	20	100
Leon	1,026	2,412	153	1,112	2,573	136
COHEN, GEORGE						
DORN, JOSEPH	<5	<5	200			
FEE, CHERYL	56	168	200	58	173	198
HOLLIMON, JOHN	19	57	84	35	105	102
JAIN, AMIT	<5	<5	100	<5	<5	100
KIRSCH, CHARLES	430	1,286	208	431	1,287	201
KOBERDA, JAROSLAW	6	7	50	7	9	31
MACKAY, JOHN	45	117	99	53	142	98
MAITLAND, CHARLES	<5	<5	20	<5	<5	20
MIGNON, YVETTE	<5	<5	1	9	27	29
MOORE, MARK	382	664	67	384	671	35
PATACXIL, FILEMON	83	102	46	130	150	44
SIANO, JOSEPH	<5	<5	100	<5	6	150
STRIBLING, FRED						
SWINEY, TOMMY						
Levy	<5	<5	60	6	12	49
QAMAR, ASAD	<5	<5	60	6	12	49
Manatee	542	1,320	155	979	2,243	108
BEARD, MARGITA	17	23	53	51	96	34
BLEND, TIMOTHY	24	44	108	62	119	124
BOYLE, KATHLEEN	15	45	172	30	78	155
BRAINARD, KAREN	12	34	736	14	41	258

Table 12. Individual Physician Average Daily Dose for Orders of Low-THC Cannabis and Medical Marijuana by Sublingual Route from October 1, 2018 through September 30, 2019.

Physician County	Low-THC Cannabis Number of Certifications	Number of Orders with Sublingual	AVG Daily Dose (mg)	Medical Marijuana Number of Certifications	Number of Orders with Sublingual	AVG Daily Dose (mg)
STATEWIDE	86,068	216,605	233	110,884	269,759	317
FINE, ALEXANDER						
FOLKENS, ERIC	21	38	102	76	156	99
KAHANE, IAN				<5	<5	10
KUNWAR, SHAAN	75	168	100	74	164	100
MATHEW, MANOJ	75	214	200	76	217	200
NARVAEZ, ADOLFO	156	465	102	157	466	102
NESSETTI, MATTHEW	14	26	51	51	95	49
NORRIS, STEVEN				<5	<5	100
NOTMAN, SAMANTHA	<5	<5	5,700			
PERRONE, VINCENZO	82	194	87	168	403	77
REICHBACH, STEVEN	<5	<5	200	5	5	180
RUCKER, GEORGE	26	30	71	49	74	193
YATHIRAJ, SANJAY	17	28	779	159	315	83
YCAZA, ROBERT	5	8	200	5	9	200
Marion	405	538	222	1,069	1,593	477
BEAMS, KENT	<5	<5	180	<5	<5	270
CORRETTIER-RUSSI, CESAR	61	76	38	210	246	81
CUMPTON, TERI	<5	<5	6,000	<5	<5	100
FAZAL, ZULFIQAR	5	7	21	31	50	38
HALL, DOUGLAS	<5	6	200	<5	6	200
JACKSON, BURKE	21	21	2,314	231	232	2,428
KAIRAB, HIMANSHU						
KATANICK, SHELDON	5	9	184	81	200	47
LEMIRE, JAMES				<5	<5	100
LERRO, DESIREE	<5	<5	250	16	40	381
OFFENBERG, HOWARD	8	9	127	10	15	21
PERKINS, HASHANI				17	41	193
PYLES, STEPHEN	13	20	300	108	273	301
SACHER, MARK	11	12	80	86	116	73
TIECHE, STEVEN	276	373	134	273	368	134
Martin	970	2,189	129	2,271	4,767	119
ADELBERG, JONATHAN	12	36	179	12	36	179
BARATTA, ROBERT	17	24	36	164	301	63
BEELITZ, JOHN	<5	12	53	20	61	59
BUGGIA, MARY				12	36	85
BUSHNELL, JEANNE	<5	<5	47	71	106	92
CALAS, HENRY	<5	<5	60			
CASTELLANOS, JAIME				<5	<5	100
DUFRESNE, CHANTELE	98	285	262	98	286	338
GAMBINO, PAUL	95	148	49	150	237	52
KASHOUTY, RABIH	<5	<5	88	14	20	32
LOVAAS, GREGORY	193	448	84	194	440	85
MOHSENI, NATHAN	18	46	87	51	140	84
MURPHY, FRANCIS	<5	<5	60	7	8	66
MURPHY, JOHN	<5	6	300	13	26	1,200
PATEL, RIMAL				13	22	100
PEARSON, EDWARD	234	547	100	557	1,230	107
POLSKY, MARK						
RAMOS, JUAN						
RANKIN, LISA	242	559	160	244	563	160

Table 12. Individual Physician Average Daily Dose for Orders of Low-THC Cannabis and Medical Marijuana by Sublingual Route from October 1, 2018 through September 30, 2019.

Physician County	Low-THC Cannabis Number of Certifications	Number of Orders with Sublingual	AVG Daily Dose (mg)	Medical Marijuana Number of Certifications	Number of Orders with Sublingual	AVG Daily Dose (mg)
STATEWIDE	86,068	216,605	233	110,884	269,759	317
ROBBINS, HOWARD	<5	<5	20	<5	<5	20
TROVATO, FRANK						
TURNER, DONALD	46	66	62	637	1,231	87
WATT, JASON				11	19	84
ZOTOVAS, ANDREA				<5	<5	100
Miami-Dade	4,914	11,154	481	7,982	17,601	531
ABELLO, ROBERT	66	142	42	67	142	33
ALEGRET, RAMON						
ALONSO, DELILAH						
ALTMAN, ALAN	384	859	187	624	1,416	161
ANDREONI, ANTHONY	38	114	97	69	207	99
ASHBY, BERNARD				<5	<5	100
AU, ADAM						
AVILES, RAFAEL				<5	<5	285
BAKER, JEFFREY				<5	<5	25
BELLMAN, BETTY				<5	<5	60
BENJAMIN, YUKHANAN						
BEN-KANE, SUZANNE	<5	<5	200	<5	<5	200
BERGER, LAWRENCE	<5	6	19	7	21	111
BERKE, WILLIAM						
BINKER, JOSEFA	8	11	161	50	85	182
BINKER, RODOLFO	10	21	174	48	98	170
BIRMAN, ALEX	<5	<5	200	<5	8	188
BLEMUR, PIERRE	<5	<5	140	<5	<5	140
BLUMENTHAL, BARRY	724	1,450	243	867	1,768	250
BONNER, WILLIAM	<5	<5	20			
BRISTOW, SANDEE	<5	<5	100			
BRUCK, DARREN	<5	<5	30	<5	<5	30
CARA, JEFFREY						
CARABALLO, DALIAN						
CARPMAN, DANIEL						
CARRASCO, ANGEL	<5	<5	20			
CASTELLANOS, RAMON				<5	<5	120
CAVA, ROBERT	12	17	83	10	16	49
CEBALLOS, CESAR	5	8	109	12	27	78
CHANG, RICHARD	16	21	38	91	110	38
CHILDRESS, JOHN	<5	<5	53	<5	<5	63
CHOXI, ANKEET	5	15	32	5	15	36
COBIELLA, JOSE	<5	<5	40	<5	5	68
CORDOVES, LAZARO						
DAMAS, HERVE	10	17	63	122	236	64
DANSKY, ALAN				<5	7	95
DAVIS, CHRISTINE						
DE LA PENA, MARIA	5	7	93	8	12	112
DE URRESTI, MIREN						
DEBEN, SOPHIA	<5	<5	20			
DELGADO, MARIA	11	13	89	13	15	79
DOMINGUEZ, LUIS	26	35	183	77	107	177
DRAESEL, JEFFREY	449	958	243	662	1,452	243
DUARTE, JUAN						

Table 12. Individual Physician Average Daily Dose for Orders of Low-THC Cannabis and Medical Marijuana by Sublingual Route from October 1, 2018 through September 30, 2019.

Physician County	Low-THC Cannabis Number of Certifications	Number of Orders with Sublingual	AVG Daily Dose (mg)	Medical Marijuana Number of Certifications	Number of Orders with Sublingual	AVG Daily Dose (mg)
STATEWIDE	86,068	216,605	233	110,884	269,759	317
EFTEKHARI, NASSER	<5	6	40	<5	6	40
EISMAN, EUGENE						
ELHAKIM, SAMER						
ELLENBY, JAY	13	24	133	32	45	253
FALCON, ARMANDO	43	115	165	166	444	134
FERNANDEZ, INTI				14	17	140
FERRIN, FRANK	271	423	186	933	1,722	135
FINK, RANDY	<5	<5	60			
FISCHER, DANIEL	<5	<5	200	<5	<5	200
FOX, GREGORY	<5	<5	30			
FOX, KEVIN	72	210	160	88	238	157
FOX, SUSAN	<5	<5	23			
FRANCK, GEDEN						
FRANCO, RIGOBERTO	36	63	253	61	107	217
FURMAN, NEIL	27	81	200	37	96	210
GALLO, BRUNO	59	77	265	190	293	235
GARCIA-RIVERA, CARLOS						
GEARY, NATALIE	<5	<5	85	18	19	107
GELBLUM, JEFFREY	22	28	68	72	110	59
GENTHER, KATHERINE						
GERENSTEIN, RICARDO						
GLASSMAN, PAUL	<5	6	100	<5	7	1,086
GONZALEZ, CHRISTIAN	20	36	132	29	50	138
GONZALEZ, MANUEL	6	7	59	11	17	45
GROSZ, RAUL	5	7	11	5	9	10
GUPTA, NINA	<5	6	55	6	14	187
GUTIERREZ, PETE	<5	<5	45	22	27	44
HALL, MICHAEL				<5	<5	75
HASSAN, KAZI	<5	<5	50	<5	<5	50
HERNANDEZ, HUMBERTO						
HERNANDEZ, OSCAR	7	8	43	24	29	46
HERON, PATRICK	13	32	190	11	29	194
HOLMEWOOD, KEVIN	177	436	202	176	433	198
HOTCHNER, KIRBY	14	28	593	26	46	47,359
JACKSON, JOHN	<5	<5	60	<5	<5	60
JARRETT, WENTWORTH	7	21	2,000	10	28	1,476
JENNINGS, JAMES	7	9	29	7	13	30
JETT, GARY						
KAMLET, JEFFREY				58	131	113
KHAMVONGSA, PETER						
KHAWAND-AZOULAI, MARIANA	<5	<5	100	13	27	66
KLOPUKH, BORIS						
KOFFLER, RICHARD	14	31	1,519	30	64	426
KOUKA, NABEEL	<5	<5	43	<5	6	55
LANDRON-GARCIA, LOURDES				<5	<5	18
LERMAN, ANDREW	8	14	83	12	21	71
LERNER, LAUREN				<5	<5	60
LEVIN, ESTHER	<5	<5	58	7	12	46
LEVINSON, ANDREW	<5	<5	353	12	19	85
LIEBERMAN, BERNARD	238	692	176	255	744	181

Table 12. Individual Physician Average Daily Dose for Orders of Low-THC Cannabis and Medical Marijuana by Sublingual Route from October 1, 2018 through September 30, 2019.

Physician County	Low-THC Cannabis Number of Certifications	Number of Orders with Sublingual	AVG Daily Dose (mg)	Medical Marijuana Number of Certifications	Number of Orders with Sublingual	AVG Daily Dose (mg)
STATEWIDE	86,068	216,605	233	110,884	269,759	317
LIPMAN, RICHARD	6	14	131	<5	5	180
LOPEZ, RAYMOND						
LOPEZ-BRIGNONI, EVELYN	<5	6	250	<5	<5	194
LUBETSKY, RONALD	<5	<5	180	15	30	72
LYN-LASSITER, SAFIYA	<5	<5	138	5	7	261
MACHADO, HUMBERTO						
MACKSOUD, DELORES				<5	<5	75
MAHL, CHARLES						
MAIT, JARRED						
MALANKAR, AMOL	24	43	80	60	97	88
MANASHIROV, RUSLAN	6	7	36	6	7	36
MANRESA, ALDO	43	95	146	49	108	143
MARIN, DANIEL	<5	11	19			
MARQUIS, DAVID	<5	<5	1,500	15	45	973
MARTIN DEL CAMPO, ALONSO	9	23	121	16	39	106
MARTINEZ, ADOLFO						
MARTINEZ-LU, KIANFA	6	10	56	<5	7	62
MEDINA, SULEYKI	<5	12	73	<5	12	73
MEHTA, NIRAJ						
MENDEZ, EDUARDO	6	9	160	7	10	148
MENDEZ, LUIS	<5	<5	30			
MILLER, ZOE	<5	<5	103			
MINSAL-BALLESTER, GERARDO				<5	8	150
MIRANDA, ALTAGRACIA	<5	<5	200	<5	<5	200
MOISE, GUY	96	169	84	112	197	113
MORALES, OSMIN						
MOUHANNA, JOSEPH	<5	<5	100	<5	<5	99
MUNOZ, JOSE	<5	5	300	<5	5	300
NEUWIRTH, ZEV	<5	6	70	<5	9	77
NOBILE, ANJALI	<5	5	87	8	26	65
OPPENHEIMER, JOSHUA						
PADRON, JOHN	5	5	780	11	13	1,160
PAIT, THEODORE	15	40	75	21	56	76
PEREZ, RENE	<5	<5	14	<5	5	76
PEREZ, VIVIANA						
PHILLIPS, J				6	11	409
PINO, ANTONIO	445	1,243	222	580	1,655	208
PINZON ARDILA, ALBERTO						
POLGA, JUSTIN				5	9	33
POPP, HOWARD	52	95	29	51	102	34
POWELL, MICHELLE	33	74	250	42	92	232
PRIETO-HERNANDEZ, JOSE	<5	<5	40			
RABEN, KAREN	<5	<5	120			
REINES, ARIEL						
REMOS, JUAN	228	602	204	359	955	186
RESNICK, STEVEN	17	46	105	27	68	106
REYES, RHEINCHARD						
RIVAS, AGUSTIN						
RIVERA BUSCAGLIA, DANIEL	<5	<5	28	38	39	32
ROCA, ALEJANDRO	12	19	132	60	101	99

Table 12. Individual Physician Average Daily Dose for Orders of Low-THC Cannabis and Medical Marijuana by Sublingual Route from October 1, 2018 through September 30, 2019.

Physician County	Low-THC Cannabis Number of Certifications	Number of Orders with Sublingual	AVG Daily Dose (mg)	Medical Marijuana Number of Certifications	Number of Orders with Sublingual	AVG Daily Dose (mg)
STATEWIDE	86,068	216,605	233	110,884	269,759	317
ROCHE, NORMA	<5	<5	200	<5	<5	200
RODRIGUEZ ALVAREZ, HUMBERTO	66	142	291	319	681	254
RODRIGUEZ DE LA TORRE, JESUS	17	36	174	21	52	173
RODRIGUEZ, MAGALY				<5	<5	19
RODRIGUEZ, PEDRO						
RUBINOWICZ, BRUCE	<5	<5	100	<5	<5	100
SABBANI, ASHWIN						
SAMUEL, VICKKI-ANN	<5	<5	200	5	10	280
SANCHEZ, CARLOS	66	130	84	63	141	35
SANTOS, GUILLERMO	<5	<5	675	8	11	918
SCHIFFMAN, LAWRENCE	59	129	94	61	136	94
SCHISANI, HOLLY	136	396	250	149	414	250
SCHOCHET, ELIE	<5	<5	100	12	22	144
SCHWARTZBARD, JULIE	<5	<5	60	<5	6	43
SEGAL, SCOTT	20	42	66	53	127	74
SENDE, FERNANDO	26	53	180	45	88	185
SERPA, JOHN				<5	<5	20
SHABANAH, FIKRI VICTOR	<5	<5	100	<5	<5	100
SINGER, ALLEN	<5	<5	30			
STERN, JEFFREY	41	101	30,911	43	104	37,807
TABI, GEORGE						
TEJEIRO, WILLIAM	66	74	38	65	70	41
TOLEDO, JOSE						
URDANETA, MAYRE	<5	<5	325	<5	<5	550
VALLADARES, JOSE						
VAN GINKEL, ERIK	<5	<5	2,000	<5	<5	3,600
VASQUEZ DUARTE, RICARDO	6	8	109	7	11	26
VAZQUEZ, SUZEL	8	16	187	10	20	67
VENDRYES, CHRISTOPHER	8	14	172	<5	9	35
VILLANO, KATHRYN						
WAHLESTEDT, LISA	<5	8	400	<5	8	325
WEINER, MICHELLE	15	24	167	25	37	150
WHARTON, TOMAS	6	12	40	11	25	71
WILLIAMS, HAROLD				<5	<5	100
WOLF, AIZIK	<5	6	50	<5	6	33
WONG, ANN-MARIE	<5	6	135	<5	10	165
ZAIAC, MARTIN						
ZALIS, BRIAN	<5	<5	40	<5	5	56
ZAPATA, SHEENA						
ZAYAS, SHERYL	<5	<5	75			
ZHANG, MICHAEL	434	1,260	189	434	1,263	189
Monroe	619	1,491	88	774	1,841	96
BEYSOLOW, TAWEH						
CATANA, ROBERT						
CHARITY, JENNIFER	25	54	93	48	87	97
FLOYD, JULIE ANN	518	1,302	91	600	1,478	99
GERTH, ELIAS				6	10	37
GRIDER, DAVID	<5	8	48	8	13	58
GUDICELLO, FRANK	44	58	56	12	16	51
JACKSON, JERRY				24	66	81

Table 12. Individual Physician Average Daily Dose for Orders of Low-THC Cannabis and Medical Marijuana by Sublingual Route from October 1, 2018 through September 30, 2019.

Physician County	Low-THC Cannabis Number of Certifications	Number of Orders with Sublingual	AVG Daily Dose (mg)	Medical Marijuana Number of Certifications	Number of Orders with Sublingual	AVG Daily Dose (mg)
STATEWIDE	86,068	216,605	233	110,884	269,759	317
JOHNSON, JESSICA	7	21	64	8	22	68
KEIFER, GREGORY	10	31	20	<5	<5	24
LANGLEY, JOHN						
MCKNIGHT, RAYMOND	<5	<5	69	5	10	85
NORRIS, JOHN	8	12	69	62	137	98
RAE, IAN	<5	<5	15			
Nassau	98	187	215	99	188	211
ATKINSON, ELIZABETH	5	9	98	<5	8	53
FINA, LERA						
GOLDBERG, KANDIS	75	156	239	76	157	237
TAYLOR, THOMAS						
WHITE, DAVID	18	22	91	19	23	89
Okaloosa	830	1,608	103	1,124	2,293	98
BANKS, GARRY	127	298	101	127	300	104
BAWA, NITIN	284	479	78	395	786	83
BRENT, JOHN				19	36	103
BRYAN, CYNTHIA	<5	<5	67	<5	<5	50
CASTANEDA, THADDAEUS	86	174	200	86	174	200
ESCOFFERY, WILLIAM						
GEORGE-SAINTILUS, ERICA						
GIVEN, MICHAEL						
GOLDBERG, ERIC	52	84	100	54	89	99
GRANT, WILLIAM	12	14	114	12	17	106
HANSON, SVETLANA	182	379	95	191	409	114
MANOS, GINGER				19	36	79
MCCAIN, ELEANOR	<5	<5	100	<5	<5	100
MOHAMMED, SHEILA	65	123	93	188	375	59
MONTGOMERY, AARON	<5	<5	100	<5	<5	100
MOORE, BRENDA	<5	<5	100	<5	<5	50
REMARK-ZARATE, ROBIN	16	48	100	14	42	100
SIEGEL, ROBERT						
TAVERNARIS, MICHAEL	<5	<5	60	11	20	119
ZANT, ALBERT				<5	<5	105
Okeechobee	52	81	73	86	161	80
KUMAR, RAMESH	52	81	73	86	161	80
SYED, MUHAMMAD						
Orange	3,695	8,323	296	4,348	9,698	326
ABDEL AL, NAGLAA						
AGGARWAL, BARBARA	21	60	141	30	85	139
ALDARONDO, SIGFREDO	5	7	129	5	7	126
ALEKSANDROVA, OLGA	<5	6	100	<5	6	100
ANTONYRAJAH, BERNADETTE						
AREVALO, CATHERINE	867	1,886	323	920	1,977	393
AWOSIKA, BANJI	<5	6	100	37	75	100
BAIGABATOV, ELDAR	53	109	155	56	118	165
BAUTISTA-ROSAS, MARIN	<5	<5	250	<5	5	250
BAWANY, MOHAMMED	<5	<5	38	<5	<5	25
BEHANI, AIDA	30	50	234	32	57	107
BELOSO, ISMAEL	5	10	136	<5	7	71
BHALANI, KANTILAL	6	9	40	15	19	49

Table 12. Individual Physician Average Daily Dose for Orders of Low-THC Cannabis and Medical Marijuana by Sublingual Route from October 1, 2018 through September 30, 2019.

Physician County	Low-THC Cannabis Number of Certifications	Number of Orders with Sublingual	AVG Daily Dose (mg)	Medical Marijuana Number of Certifications	Number of Orders with Sublingual	AVG Daily Dose (mg)
STATEWIDE	86,068	216,605	233	110,884	269,759	317
BONES, RAPHAEL	45	80	70	242	396	77
BUSER, DAVID	<5	<5	950	<5	6	900
CASTRO, IVAN	31	44	2,310	31	44	2,310
CHERUKUPALLY, PALLAVI				<5	<5	705
CILBRITH, DAVID						
COHEN-NEAMIE, DANIEL	12	20	888	18	29	916
COOPER, CHARLENE	<5	10	165	<5	12	163
DANG, PATRICK	15	26	96	6	8	39
DAPHTARY, UDAY	26	54	67	34	69	70
DAVIS, RONALD						
DEEN, RYAN						
DEISSLER, HARRIETT	197	570	178	217	633	192
DHILLON, MANVIR						
FERNANDEZ, SANDER	33	93	115	33	93	115
FOX, ANDREW	24	42	167	59	111	185
FRASER, OWEN	150	367	2,107	208	498	2,349
FUNEZ, KEVIN	<5	<5	12			
GRAHAM, DAVID						
GREEN, SUSAN	34	86	154	43	115	155
HARDING, VICTOR	6	10	240	6	10	120
HARDY, PHILIP	37	102	95	42	107	106
HARRY, EUDENE	<5	<5	73	<5	5	111
HILL, NATHAN						
HITCHCOCK, LARA	<5	<5	60	<5	8	85
IVANOV, OLGA				<5	<5	100
KHANNA, ASHOK	92	130	120	95	133	119
KIVETT, GERALD	243	680	273	251	703	271
KUSNETZ, NORMA	<5	<5	20	<5	<5	43
LANSKY, MEYER	<5	5	180	7	14	171
LEVINE, SCOTT	<5	<5	150	<5	<5	150
MAGSINO, MARISSA	108	284	202	112	289	182
MALLONEE, RONALD	<5	<5	310	<5	<5	263
MARCELIN, PRUDENT				<5	<5	143
MASLIN, STUART	<5	<5	163	<5	<5	163
MASRI, ADDAM				<5	<5	100
MILLS, WILLIAM						
MUELLER, JEFFREY	<5	<5	80	<5	7	57
NIELSEN, ANNETTE	<5	6	95	<5	<5	120
NURIEL, GABRIEL	19	47	541	19	48	316
OLIVEROS, PEDRO	756	1,557	80	891	1,896	78
PATEL, VARESH	155	245	150	157	248	149
PICHON, ANDRE						
POWELL, BRIAN						
QURESHI, IMTIAZ	6	6	53	<5	<5	80
RAJA, DEEPAK						
RAJU, BHASKAR	<5	<5	100			
REDDY, RAM	56	139	117	54	140	181
RIVERA, ALBERTO	174	393	214	175	393	214
SADEK, AHMED	<5	<5	200			
SANCHEZ, DANIEL						

Table 12. Individual Physician Average Daily Dose for Orders of Low-THC Cannabis and Medical Marijuana by Sublingual Route from October 1, 2018 through September 30, 2019.

Physician County	Low-THC Cannabis Number of Certifications	Number of Orders with Sublingual	AVG Daily Dose (mg)	Medical Marijuana Number of Certifications	Number of Orders with Sublingual	AVG Daily Dose (mg)
STATEWIDE	86,068	216,605	233	110,884	269,759	317
SANGHRAJKA, NEHA						
SCHULTZ, JASON	53	152	183	68	196	203
SHEKARI, SHIMA	<5	6	135	<5	6	135
SMITH, RICHARD						
SMITH-MARTINEZ, CHERYLL	15	41	1,800	15	41	1,800
SNELL, GARY	231	675	104	248	726	108
STENZLER, STEPHEN	9	17	182	10	18	183
TEMPEL, RICHARD				<5	<5	100
UMPIERRE, ENRIQUE	21	35	63	32	49	59
WEAVER, HOWARD	124	225	120	134	260	124
WHEATLEY, RUSSELL				<5	<5	60
Osceola	359	1,026	306	422	1,156	268
AFZAL, AJAZ						
ASHRAF, SUALEH				5	6	57
AVILA, DUBY				<5	<5	120
HARDOWAR, LATCHMAN	<5	<5	250	5	5	252
HENNINGSSEN, HARALD						
KHAN, MOHAMMAD	12	22	200	16	39	195
KHAN, MUHAMMAD	<5	<5	67	27	48	41
LEVINE, HAL				<5	6	400
LY, DUSTIN	<5	6	128	5	7	111
MARTINEZ, RAFAEL						
MCDONALD, JOHN	<5	<5	72	5	7	42
MORALES COLON, MARICELIS						
MORENO RIVERO, KEILER	27	74	435	41	114	154
PERFECTO VIERA, RAFAEL						
POULOS, PETER	<5	<5	100	<5	<5	150
RUZ-PAU, CARLOS				<5	<5	75
THRASHER, MICHAEL	310	918	301	313	921	301
Palm Beach	11,323	27,148	129	14,757	35,510	907
ABDALLAH, NADER						
AGRESTI, MARK	<5	<5	75	22	25	111
AHMED, MUJAHED	11	17	94	28	51	89
ANDRE, PIERRE	<5	<5	20	12	12	96
ANDRICOPOULOS, GEORGE	633	1,806	114	659	1,884	118
ANTON, AMERICO						
AQUA, KEITH	<5	<5	6,330	<5	<5	60
ASHBERG, SHERRYL	<5	<5	200	<5	<5	200
BACCHUS, ALBAN	47	55	313	46	56	324
BAFITIS, HAROLD						
BAGO, MARIACLARA	40	108	65	86	247	74
BAIJNATH, JOAN	5	14	71	17	30	109
BAKER, JOHN	14	21	235	126	260	244
BALDA, LAURA	<5	<5	50	<5	<5	20
BARBOUR, MONIQUE	<5	<5	1,800	19	28	73
BEINHAKER, NEIL	7	18	400	20	50	400
BELOTTI, MICHAEL				<5	<5	200
BENAIM, MONROE				<5	<5	10
BENSIMON, JAIMY				<5	<5	602
BERMAN, MIKHAIL				<5	<5	25

Table 12. Individual Physician Average Daily Dose for Orders of Low-THC Cannabis and Medical Marijuana by Sublingual Route from October 1, 2018 through September 30, 2019.

Physician County	Low-THC Cannabis Number of Certifications	Number of Orders with Sublingual	AVG Daily Dose (mg)	Medical Marijuana Number of Certifications	Number of Orders with Sublingual	AVG Daily Dose (mg)
STATEWIDE	86,068	216,605	233	110,884	269,759	317
BERRY, ADAM	<5	6	57	57	105	76
BLOCK, MICHAEL	6	14	669			
BOLTUCH, ROBERT	10	27	44	9	25	72
BONE, MELANIE	119	256	82	509	1,132	68
BRESKY, KENNETH	18	54	55	19	57	55
BRISKIN, ROBERT				<5	<5	20
BROWN, NEAL	<5	<5	200	<5	<5	200
BROWN, RYAN	<5	<5	20	<5	<5	30
CAMERON, BLAINE	7	7	106	10	10	98
CANASI, JAVIER	54	99	172	367	654	185
CANAVES-NUNEZ, SONIA	18	31	55	18	30	54
CARIDI, STEVEN	13	19	71	15	23	75
CARR, ORLON	183	324	509	243	428	550
CELIGOJ, FRANK						
CHAPMAN, GLENN	6	7	78	52	114	67
CHRZAN, DOMINIK	10	19	196	12	21	196
CICHOWICZ, IVAN	<5	<5	45	<5	8	32
COHEN, AARON	18	38	101	48	84	87
COLLINS, ROBERT	<5	<5	60	5	11	58
CONLEN, RICHARD				<5	6	463
COOPER, HARRY	<5	<5	53	10	22	826
COSTELL, BRIAN	93	221	73	96	234	73
DAVIS II, CEDRIC	<5	<5	240	<5	<5	240
DAVIS, MITCHELL	32	74	58	144	356	37
DELTOR, PIERRE	<5	<5	70	<5	<5	70
DELUCA, JOHN	<5	8	175			
DELUCA, MARK	6	16	135	34	67	122
DHANDA, ANAND						
DIAMOND, PAUL	<5	11	160	<5	11	160
DISCEPOLA, CONSTANTINA	39	97	129	53	141	63
DRUCKER, RICHARD	<5	<5	188	<5	5	192
DUDLEY, ROBERT						
DURAN, ROBERTO	57	145	48	122	249	55
EISENBERG, BRUCE	12	36	30	12	36	30
EL-HADDAD, AHMED	<5	5	84	7	12	198
ETTEDGUI, DANIEL	11	12	58	54	69	62
FERREIRA, MICHELLE	16	32	40	20	39	39
FICHMAN, HERBERT	<5	9	70	15	38	62
FIDEL, JEFFREY	9	27	200	9	27	200
FORTIER, DANIEL	32	62	99	30	61	83
FRIEDMAN, JARROD	<5	<5	65	10	11	88
FRIEDMAN, ROBERT						
FRISCH, ANNA	<5	<5	90	19	38	123
GALANTE, EDGARDO	<5	7	18	<5	<5	8
GARIB-SANKAR, ANITA						
GHEN, MITCHELL	<5	8	725	<5	8	781
GIONIS, THOMAS	15	33	94	142	373	107
GIOVANELLI PORRATA, CLAUDIA	<5	<5	20	<5	<5	20
GIRARD, JOHN	35	52	63	24	31	43
GLOVER, LESLEY	27	44	106	35	57	116

Table 12. Individual Physician Average Daily Dose for Orders of Low-THC Cannabis and Medical Marijuana by Sublingual Route from October 1, 2018 through September 30, 2019.

Physician County	Low-THC Cannabis Number of Certifications	Number of Orders with Sublingual	AVG Daily Dose (mg)	Medical Marijuana Number of Certifications	Number of Orders with Sublingual	AVG Daily Dose (mg)
STATEWIDE	86,068	216,605	233	110,884	269,759	317
GOLGOTIU, ADRIAN				<5	<5	50
GRABER, MYLISSA	13	30	47	19	43	51
GUNTHER, ROBERT						
GUTHRIE, JENNIFER	<5	<5	94	6	12	104
HAO, YIHONG	6	6	56	<5	<5	27
HAYM, JEROME	535	1,498	104	680	1,938	14,089
HEVERT, DAVID	11	19	124	<5	5	650
HORVATH, EDWARD				<5	<5	40
HOUSS, CAROLYN	<5	<5	80	<5	<5	110
HUNT, CHRISTOPHER	17	29	77	17	28	69
HUQ, ZAHIDUL	<5	<5	20	<5	<5	20
HUTTON, BRETT	<5	<5	40	16	25	48
JAFFE, KENNETH	<5	5	20	<5	<5	40
JARIAL, RAVINDER						
JAVED, MOHAMMAD	<5	<5	30	48	115	101
JEWELWICZ, DANIEL				<5	<5	10
JORDAN, THOMAS	<5	<5	100	<5	<5	100
JUSINO, EDUARDO				<5	5	47
KAPLAN, EDWARD						
KATEB, DAVID				<5	<5	200
KHAN, IRFAN						
KILEY, LINDA	12	24	33	13	26	74
LALIA, JOSEPH						
LANE, KERRY	<5	5	161	16	43	119
LARocca, TULISA	7	9	51	32	46	86
LAUX, GARY	16	22	42	44	74	33
LEICHMAN, GERALD	70	205	107	143	383	60
LEVITT, ALISON	<5	<5	25	<5	<5	67
LEWIS, BENNETT	402	1,156	94	388	1,108	53
LICHTSHEIN, GIL	32	55	106	103	219	149
LIOGIER-WEYBACK, LUIS ENRIQUE	47	120	107	157	399	44
LIPORACE, DAVID	7	11	64	27	53	81
LIPP, IRWIN	<5	6	90	44	94	56
LIPSON, BRAD	112	175	1,129	245	332	2,035
LOPEZ-IVERN, FERNANDO				<5	<5	120
LOSS, MICHAEL	528	1,393	305	529	1,396	401
LOVINGER, ROBERT	600	1,615	103	736	2,022	101
MALDONADO BURDETTE, EDWIN	125	127	55	238	241	70
MANDELL, KENNETH	<5	<5	347	<5	<5	36
MANSELL, KIMBERLY	<5	<5	300	5	11	127
MARKS, MITCHELL	<5	<5	75	<5	<5	80
MARTINEZ, GLADYS	11	31	200	23	49	162
MARTINOFF, RICHARD	<5	<5	42	<5	<5	50
MASSE, NICOLA	995	2,803	129	1,168	3,341	88
MATE, LASZLO						
MATEZ, MITCHELL	<5	<5	1,000			
MATILSKY, MERNA KAREN	24	55	46	77	164	42
MCCORMICK, MARK						
MEISELMAN, HOWARD	66	151	70	322	718	44
MENDELOW, GARY	104	278	51	314	828	68

Table 12. Individual Physician Average Daily Dose for Orders of Low-THC Cannabis and Medical Marijuana by Sublingual Route from October 1, 2018 through September 30, 2019.

Physician County	Low-THC Cannabis Number of Certifications	Number of Orders with Sublingual	AVG Daily Dose (mg)	Medical Marijuana Number of Certifications	Number of Orders with Sublingual	AVG Daily Dose (mg)
STATEWIDE	86,068	216,605	233	110,884	269,759	317
MERSON, MARCIE	77	136	151	77	136	150
MEWAR, SEETAL	<5	<5	56	<5	<5	57
MILLER, ADRIENE	9	16	105	24	49	110
MONTALVAN, JORGE						
MONTOYA, JACQUELINE	44	90	54	40	84	58
MOORE, CELINA	<5	<5	40			
MORAES, BRIAN	13	39	112	17	49	113
MORGAN, ANNE	2,222	4,417	45	570	1,071	128
NAM, PEDRO	<5	6	95	<5	<5	90
NIR, ITZHAK				14	35	73
NOBLE, ANJALI	<5	<5	50	7	17	960
OLIN, MICHAEL	13	25	49	18	36	54
ORELUS, EMMANUEL						
PARIKH, NAVAL				<5	<5	120
PARIS, MARK						
PARRILLA ROSARIO, EDWIN	7	9	31	11	11	36
PESSAH, ARYEH	67	111	51	71	120	55
PICKHOLTZ, DOV	256	488	26	444	916	27
PROVOST, TYLER				14	28	30
QUINONEZ, GERARDO	9	14	15	6	11	23
RAJAMANICKAM, SURESH	<5	6	60	<5	6	53
RAKOFSKY, JONATHAN	<5	<5	100	<5	<5	100
RAMIREZ, ANGELICA	<5	<5	3,583	<5	<5	3,300
RATHBUN, KATHLEEN	16	27	46	34	59	50
ROBERTS, EVANS						
RODELL, SUSAN						
ROSENBLATT, MELANIE	35	64	41	47	86	41
ROSSELLI, MATTEO						
ROWLAND, WILLIAM	59	155	87	60	156	88
RUBIN, STUART	6	7	21	5	5	13
RYMER, WILLIAM	96	240	178	123	297	163
SABIDO, MICHAEL	12	22	25	17	38	31
SADOW, SAMUEL	568	1,644	179	576	1,660	179
SANCHEZ, PEDRO	12	26	75	51	98	56
SCHNEIDER, ROBERT	<5	7	90	16	23	91
SCHOLLE, JANET	<5	<5	5	<5	<5	5
SCHWARTZ, PAUL	38	64	65	37	60	35
SCHWARZ, HAROLD	<5	5	108	<5	<5	160
SEIDELMAN, RICHARD	<5	<5	13	49	80	23
SEMEL, LEWIS				<5	<5	57
SEVERSON, KAREN				<5	<5	25
SHARMA, SHEKHAR				<5	<5	515
SHESTACK, ADAM	<5	<5	100	<5	<5	100
SIDDIQUI, SAMUEL	36	63	82	49	88	72
SILVER, STEPHEN						
SILVERMAN, JOEL	<5	<5	30	<5	<5	23
SILVERS, DAVID						
SINCLAIR, MICHAEL	16	36	119	20	43	124
SINGER, MELISSA	44	103	160	45	106	160
SLOTNICK, DAVID				<5	<5	44

Table 12. Individual Physician Average Daily Dose for Orders of Low-THC Cannabis and Medical Marijuana by Sublingual Route from October 1, 2018 through September 30, 2019.

Physician County	Low-THC Cannabis Number of Certifications	Number of Orders with Sublingual	AVG Daily Dose (mg)	Medical Marijuana Number of Certifications	Number of Orders with Sublingual	AVG Daily Dose (mg)
STATEWIDE	86,068	216,605	233	110,884	269,759	317
SPECTOR, STEVE	174	455	100	935	2,605	102
SPIRAZZA, CARL	<5	6	30	20	48	45
STEIN, JEFFREY	301	434	86	303	436	87
STRATT, BRUCE						
STRONG, DAVID	196	350	60	189	340	59
SZEINFELD, MARCOS						
TAMBINI, PAMELA	<5	8	122	<5	<5	145
TARIQ, AMBREEN	549	1,556	265	805	2,257	252
TAUBMAN, RANDALL						
TAYLOR, ALEXANDRA	<5	<5	40			
TEMER, ANYA	64	157	108	110	256	83
TENDLER, ARON				<5	7	19
TUMMINIA, LOUIS	<5	<5	20	19	26	26
VIZCAINO, VANESSA	12	21	89	24	51	94
WARSHAW, IRA	11	23	87	17	32	87
WEINSTEIN, LAWRENCE	<5	6	70	<5	9	100
WHELIHAN, MAUREEN	114	218	130	303	595	115
WISHNOV, BRUCE				<5	<5	160
WOLEK, EMILY	765	2,293	90	765	2,295	90
WOYOME, STEPHEN						
YEE, GARVIN						
ZAWADZKI, EDWARD	19	31	122	12	18	179
ZEMLIN, RICHARD						
ZOPO, ALEX	5	11	99	59	112	98
Pasco	1,530	4,058	166	2,243	5,533	145
ALFORD MERCIER, CHARLENE	<5	<5	1,000	<5	<5	1,000
ANDRONICO, KENNETH	5	9	67	164	313	114
BAILEY, TIMOTHY	25	72	200	25	72	200
CANDELORA, PETER	83	237	171	212	623	109
CONDON, JAMES	<5	<5	93	7	11	107
DE LA GARZA, MIGUEL				12	12	56
FERREIRA, ROBERT	<5	7	129	<5	<5	120
FIETSAM, ROBERT	<5	8	100	56	112	106
FORMAN, MITCHELL	5	5	70	211	310	57
HASHIM, MARK	917	2,555	201	919	2,557	201
HAYNES, ERIC	<5	<5	40	35	74	176
HERSON, DAVID						
HIGGINS, CYNTHIA	7	11	95	12	23	79
KARAGIOZIS, MICHAEL				<5	<5	60
LOGUIDICE, MICHAEL	347	974	92	362	1,019	93
MA, LI	32	53	22	27	46	17
MARKUS, PETER	10	30	87	76	219	87
PANGANIBAN, RUDOLFO						
PARILO, KARINA				<5	10	29
PATEL, TANMAY	<5	<5	165	5	7	43
RADICE, PETER	20	20	75	42	42	78
RAMIREZ, EDGAR						
RUIZ, ESTEBAN	62	62	81	62	62	79
SYED, ASMA				<5	<5	100
VIEIRA, LEONARDO	<5	6	50	6	14	57

Table 12. Individual Physician Average Daily Dose for Orders of Low-THC Cannabis and Medical Marijuana by Sublingual Route from October 1, 2018 through September 30, 2019.

Physician County	Low-THC Cannabis Number of Certifications	Number of Orders with Sublingual	AVG Daily Dose (mg)	Medical Marijuana Number of Certifications	Number of Orders with Sublingual	AVG Daily Dose (mg)
STATEWIDE	86,068	216,605	233	110,884	269,759	317
Pinellas	9,613	24,378	137	10,991	28,072	141
ABDOOL, SHEREZA						
AGIN, BRENT	<5	<5	60	<5	<5	60
ANDERSON, KATHY						
ANDRIOLA, MICHAEL	38	74	147	11	22	347
ASARE, KINGSLEY	7	15	53	6	8	69
AVERY, LISA	114	318	197	117	325	195
BALDIZZI, ANTHONY	<5	7	79	<5	7	75
BECKER, DAVID	<5	<5	200	<5	6	473
BEYER, JOEY	91	259	90	91	261	91
BOTTARO, NICHOLAS						
BOWMAN, STEVEN	8	21	92	12	26	76
BROWN, LORA	307	652	107	324	674	108
BROWNE-KING, ESTHER						
BRUNO, MICHAEL						
BRUNSON, ADAM	6	12	64	16	31	36
BUNCH, JENNIFER	109	245	61	133	325	64
CABELLO, DANIEL	6	12	78	7	14	71
CAMPANILE, RICHARD	9	14	183	8	11	164
CANTON, LARRY	<5	<5	50			
CAPPIELLO, GERARD						
CARVALLO, EDWARD	1,862	4,686	69	1,864	4,688	69
CHEESMAN, DAVID	18	54	300	18	54	300
CHIARELLO, NANCY						
CHIPMAN, HOWARD						
CHUNG, CHARLES	<5	6	200	<5	6	200
CORZO, HECTOR	8	18	10	8	18	23
CROWLEY, EMILY	46	132	198	44	126	199
DECOSMO, JOHN	<5	5	53	10	18	108
DELUCIA, EUGENE	12	23	226	59	127	132
DEUTSCHER, EDWARD						
DEVRIES, BENJAMIN						
DIDONNA, MICHAEL						
DRYER, JOSEPH	11	33	60	19	51	66
ELLIS, NATALIE	30	85	127	29	82	122
FINE, STEVEN	<5	<5	300	<5	<5	300
GARCIA-LEYVA, GISELA				<5	<5	182
GILROY, PATRICIA	5	10	100	<5	12	100
GOLDSTEIN, GARY						
GROSSGOLD, ANDREAS				<5	5	22
HAYNES, SHERYL	123	198	788	238	368	941
HORNER, TAMI	53	118	200	53	119	200
HOSSAIN, IMTIAZ				<5	<5	40
KAMAJIAN, GEORGE	19	19	457	51	52	190
KAUZLARICH, JOHN	8	21	90	8	23	90
KHALAF, MOHAMED ABDEL						
KHAN, ABRAHAM	223	623	105	292	779	101
KHOUSAKOUN, SOMPHANH	5	15	31			
KOTAK, TANUJA	<5	<5	60	<5	<5	73
LANDAU, IRWIN						

Table 12. Individual Physician Average Daily Dose for Orders of Low-THC Cannabis and Medical Marijuana by Sublingual Route from October 1, 2018 through September 30, 2019.

Physician County	Low-THC Cannabis Number of Certifications	Number of Orders with Sublingual	AVG Daily Dose (mg)	Medical Marijuana Number of Certifications	Number of Orders with Sublingual	AVG Daily Dose (mg)
STATEWIDE	86,068	216,605	233	110,884	269,759	317
LANDRY, ABNER	<5	<5	304	<5	<5	600
LEIMBACHER, JEFFREY						
LESLIE, FRED				7	17	88
LEVINE, BRETT						
LIBREROS-CUPIDO, JAIRO	<5	<5	30	21	23	53
LIN, JENG	6	12	115	5	11	115
MAINOR, HENRY	89	215	93	88	221	90
MARGOLIN, JERRY	283	809	250	304	857	245
MAZA, RICHARD	18	42	532	29	62	1,065
MEADOWS, WILLIAM	8	13	123	45	96	293
MONROE, KAREN	715	1,758	94	718	1,793	93
MONSON, ANTONIO	200	591	123	200	592	125
MURRAY, MICHAEL	<5	6	200	<5	6	200
NIELSEN, JAMES	122	354	200	121	352	200
NUTINSKY, CHARLES						
OLSZEWSKA, PAULINA						
OSTRZEWSKA, KATARZYNA						
PALANCA, EDUARDO	96	277	282	94	274	282
PHILLIPS, BRANDI	55	126	200	55	127	200
POLLAN, ALINA	<5	6	63	<5	6	63
POLLOCK, DIANA	25	60	112	26	62	117
RIKER, SYLVAN	877	2,083	71	877	2,083	71
RINDE, JOHN	493	1,214	79	493	1,214	79
ROBINSON, STACEY	13	20	50	11	17	38
RODRIGUEZ, KATHERINE						
ROPHIE, RALPH	12	35	74	969	2,881	99
ROSEWATER, STANLEY	815	1,703	87	816	1,705	87
ROSIN, JOSEPH						
ROTHMAN, JACK	<5	9	200	5	15	240
SALCEDO, STEPHEN	<5	<5	200	<5	<5	200
SAMUELSON, HEATHER						
SANKOORIKAL, ANTONY	<5	<5	7	<5	<5	30
SCHNEIDER, JEAN-RAPHAEL	15	43	46	16	45	57
SCHOW, DENISE	7	21	179	8	24	181
SCHOW, DOUGLAS	9	26	188	8	24	200
SHAH, SADHANA	<5	<5	20	5	5	40
SHAPIRO, DAVID	84	135	67	82	131	66
SINAIKIN, PHILLIP	12	34	231	13	37	216
SIRNA, ELIZABETH	<5	9	120	<5	9	120
SPRINGS, JULIA	184	534	211	178	519	213
STOICI, ROXANA	5	7	96	7	11	81
STRIKOWSKY, STUART						
SUBRAMANIAN, VALLI	<5	<5	20	<5	<5	20
SZABO, BRIAN	<5	<5	1,000	<5	<5	1,500
TAHIRAJ, GENTI						
TALATI, AMAR	158	325	261	160	331	254
TAYLOR, MARC	<5	9	200	<5	10	280
TEEKELL-TAYLOR, LEAH	212	614	202	214	625	202
TEYTELBAUM, RENATA	138	292	58	144	305	61
THOMAS, MARI	925	2,774	200	926	2,776	201

Table 12. Individual Physician Average Daily Dose for Orders of Low-THC Cannabis and Medical Marijuana by Sublingual Route from October 1, 2018 through September 30, 2019.

Physician County	Low-THC Cannabis Number of Certifications	Number of Orders with Sublingual	AVG Daily Dose (mg)	Medical Marijuana Number of Certifications	Number of Orders with Sublingual	AVG Daily Dose (mg)
STATEWIDE	86,068	216,605	233	110,884	269,759	317
VAN BENSCHOTEN, CHRISTOPHER	419	1,214	227	419	1,219	232
VERMA, DEEPA	37	67	249	37	67	249
WALLACE, ROBERT				<5	<5	200
WESTON, KHALILAH	<5	5	884	13	30	80
YCAZA, LUIS	420	1,231	179	419	1,226	179
ZHENG-SMITH, WENTING						
Polk	1,906	4,934	150	2,392	5,599	160
AHLUWALIA, PRAMJEET	8	8	87	8	8	87
ALVARADO, RONY	8	8	100	8	8	100
BOLARAM, JAYANTH	<5	<5	250	<5	6	202
HUANG, CHARLES	<5	<5	100	<5	5	55
ISSAR, JEETENDRA				<5	<5	40
ISSAR, REKHA						
JORGE, JAIME	21	21	31			
KALAN, SHIVAM	<5	<5	13	<5	<5	19
KAUFMAN, SETH	9	15	35	13	25	38
KHAN, AFTAB	<5	<5	40	15	23	52
LOUISVILLE, TOMMY						
MIRANDA, FERNANDO	19	57	203	19	57	203
MONDELLO, CHRISTOPHER	779	2,224	49	733	2,071	90
MOORE, JAMES	12	25	23	<5	9	20
NAVARRO, RICARDO	6	11	98	10	18	105
OKAFOR, CHUKWUKA						
ROBINSON-FARAH, GRAHAM	67	100	75	474	748	71
RUBENSTEIN, LISA	<5	<5	20	<5	<5	20
SAYLOR, JASON	48	48	100	50	50	100
SCHWARTZ, JEFFREY	912	2,388	250	1,020	2,514	250
SMITH, WANDA				<5	<5	200
TORRES, BENITO	11	21	195	27	50	127
VERNIER, ERIC						
Putnam	14	20	226	15	21	216
PENDRAK, ROBERT	14	20	226	15	21	216
Santa Rosa	34	75	115	35	70	99
BARBER, LAURA						
BROWN, RACHEL						
CABREROS, FLORA LORNA	<5	<5	56	<5	6	17
GARG, PURUSHOTTAM				<5	<5	90
HUDSON, JANICE	<5	<5	40	<5	<5	30
IGLEBURGER, JAMES	<5	<5	100	<5	<5	100
SHARP, ELAINE	<5	8	275	<5	<5	200
VIGLIONE, DEBORAH	26	59	100	26	57	105
Sarasota	5,136	14,068	436	5,368	14,550	201
ANGELASTRO, NICHOLAS	<5	7	177	14	33	167
ARISTIMUNO, JOAQUIN	<5	10	390	6	12	392
ARNE, ELMER	<5	6	200	6	18	200
AUNG-DIN, RONALD	421	1,097	275	424	1,097	295
BENZING, PEGGY	96	280	225	96	281	228
CHEN, WELLINGTON						
COLE, WILLIAM	<5	<5	70	36	106	113
DE LOACH, VICTOR	114	316	495	114	316	495

Table 12. Individual Physician Average Daily Dose for Orders of Low-THC Cannabis and Medical Marijuana by Sublingual Route from October 1, 2018 through September 30, 2019.

Physician County	Low-THC Cannabis Number of Certifications	Number of Orders with Sublingual	AVG Daily Dose (mg)	Medical Marijuana Number of Certifications	Number of Orders with Sublingual	AVG Daily Dose (mg)
STATEWIDE	86,068	216,605	233	110,884	269,759	317
DIENER, HOWARD	26	27	1,480	86	101	1,237
ELSBREE, SCOTT	<5	9	200	<5	9	200
ERB, DONALD	<5	<5	100	<5	<5	100
FARAG, NAGY						
FERNANDEZ, PETER						
GAUDIEL, REMO	38	114	205	39	115	205
GERMAIN, JACQUELINE	<5	<5	200	<5	<5	200
GORDON, BARRY	9	19	187	12	21	243
GRUBBS, GERALD	138	388	200	139	389	200
GUPTA, VIRIND	<5	<5	1,001	17	19	759
HALIM, TARIQ	84	216	147	95	235	168
HARRIS, JUSTIN	<5	<5	200	17	51	30
HARVEY, FRED	62	124	135	71	159	127
HENSON, KENNETH	<5	<5	100	<5	<5	150
HOFFMEISTER, TIMOTHY	6	14	175	12	22	243
HUME, DANIEL	9	21	2,857	9	21	2,857
IZMIRLIAN, DOROTHY	<5	<5	1,600	13	20	465
KALNOKY, ACHILLES	8	22	143	16	45	123
KUNSTMAN, HEIDI	<5	<5	400	<5	<5	400
LEXOW, STEPHEN						
MAMUS, STEVEN						
MARA, ROBERT	10	28	174	21	59	91
MASON, CLAUDE	22	35	740	24	38	726
MAURIELLO, JOHN	<5	<5	400	<5	<5	400
MERRITT, LISA	<5	8	41	7	11	35
PATEL, GIRISH	5	14	61	6	17	53
PFAHLER, KENNETH	26	78	200	26	78	200
SIMOVITZ, RICKY	<5	<5	300	20	56	300
STEIN, DANIEL	3,476	9,661	515	3,474	9,654	164
TAYLOR, JANET	7	14	663	9	18	550
THORNLEY, VIRGINIA	110	253	189	111	254	188
TRAVNICEK, PETRA	<5	5	12	6	9	16
VASS, SUZANNA	<5	6	148	<5	<5	200
WOLPMANN, MICHAEL	242	718	199	242	715	199
ZALKIN, ADALINE	189	557	208	190	558	207
Seminole	673	1,692	169	1,353	3,329	159
ALONSO, KENNETH	<5	<5	80			
BALDWIN, ALICIA	<5	<5	60	<5	<5	60
BRINSON, ASHTON	82	205	129	497	1,160	143
BRUNO, PATRICIO	<5	<5	1,000	<5	<5	1,000
BURROWES, ADRIAN	22	35	44	43	81	32
CANNIZZARO, JOSEPH						
CEDENO, JOSE	361	1,065	155	535	1,564	154
CHANLATTE-ITHIER, MARINO	<5	6	200	6	17	156
FLETCHER, BRANDON	14	34	229	14	34	233
HOFFEN, BRUCE						
MACISAAC, KATHLEEN	<5	<5	138	<5	<5	138
MILTENBERGER, CHESTER	34	64	76	36	68	65
MORALES, ALLAMM	<5	<5	320			
NAGALAPADI, VENKATESH	21	32	75	45	81	80

Table 12. Individual Physician Average Daily Dose for Orders of Low-THC Cannabis and Medical Marijuana by Sublingual Route from October 1, 2018 through September 30, 2019.

Physician County	Low-THC Cannabis Number of Certifications	Number of Orders with Sublingual	AVG Daily Dose (mg)	Medical Marijuana Number of Certifications	Number of Orders with Sublingual	AVG Daily Dose (mg)
STATEWIDE	86,068	216,605	233	110,884	269,759	317
OH, GREGORY						
RICHARDSON-PRICE, MARLA	<5	8	143	<5	6	110
SCHLAPPER, BRENT	104	203	306	129	245	307
SEIFERT, WALTER	16	16	97	22	27	60
SELSKY, CLIFFORD	5	11	709	18	36	501
ZELIKOVSKY, SHIRLEY	<5	<5	200	<5	<5	200
St. Johns	495	1,290	196	1,019	2,762	184
CARTWRIGHT, JOSEPH	9	24	83	8	23	80
CORNEAL, SCOTT	13	23	33	15	23	20
COVINGTON, DONALD						
ECKERT, ROBERT						
ELKINS, ROBERT	29	43	165	519	1,429	167
FREIDENSTEIN, JAMES	<5	<5	100	<5	<5	20
GIBSON, GREGORY	<5	<5	27	<5	<5	30
GRIFFIN, RYAN	34	63	200	34	65	200
HENRY, JOSHUA	7	12	94	7	12	97
LONG, ADRIAN	401	1,121	205	431	1,203	209
MODEL, DMITRIY				<5	<5	37
SOLEYMANI, SAMAN						
TOCHTENHAGEN, CHLOE						
St. Lucie	4,694	12,744	128	5,630	14,988	137
BALL, ADAM				<5	<5	4
BLUM, MICHAEL				<5	<5	38
CHING, PEGGY	1,254	3,478	137	1,621	4,387	139
CONIDI, FRANCIS	<5	<5	60	<5	<5	60
DAMERON, DANA						
ELLIOTT, PAUL						
ESCOBAR, JUAN	<5	<5	40	7	12	73
EUGENE, JEAN-MARIE	17	33	294	22	41	300
FERNANDEZ MIRO, ULISES				7	11	46
GLENER, DAVID						
HILL, JAMES	22	62	72	24	66	261
HOPPE, LEIGH						
IANNOTTI, NICHOLAS	24	45	332	46	87	259
KAUFFMAN, DEBORAH	<5	<5	50	<5	5	36
LAMPARD, WILLIAM	<5	<5	55	30	42	49
MCCAIN, JESSICA	2,825	8,218	124	3,024	8,820	128
PORRAS POLO, ERNESTO	<5	<5	70	8	11	73
POTO, ANTONIO	18	22	56	18	22	56
RINCON, GEORGE	26	60	148	30	74	141
ROSEN, SETH	9	13	285	9	15	229
SCHMIDT, PAUL	<5	<5	133	<5	<5	64
SIGMAN, TIMOTHY	105	178	341	293	629	321
SWANSON, PAUL	10	14	296	19	37	221
SWARTZ, SIDNEY				<5	<5	100
WERTHEIM, MICHAEL	<5	6	300	10	16	550
YECKES RODIN, HEATHER	24	46	266	43	79	256
ZELINKA, MAUREEN	343	553	21	409	624	20
Sumter	259	409	2,122	613	1,021	2,984
BELL, MARGARET						

Table 12. Individual Physician Average Daily Dose for Orders of Low-THC Cannabis and Medical Marijuana by Sublingual Route from October 1, 2018 through September 30, 2019.

Physician County	Low-THC Cannabis Number of Certifications	Number of Orders with Sublingual	AVG Daily Dose (mg)	Medical Marijuana Number of Certifications	Number of Orders with Sublingual	AVG Daily Dose (mg)
STATEWIDE	86,068	216,605	233	110,884	269,759	317
BISBY, SHERI	119	190	4,265	365	691	4,274
CASTALDO, JOHN	26	26	519	116	118	509
DSTTEFFANO, DANIEL				<5	<5	200
ECKLIND, JERROLD	57	68	100	57	68	102
HANNUM, ROBERT	56	124	298	70	132	181
OLLIVIERRE, CARL				<5	<5	50
RAMIREZ, GERARDO	<5	<5	300	<5	9	200
SERRA, HIGINIO						
Suwannee	51	111	3,257	149	378	755
MOORE, EDWIN	51	111	3,257	149	378	755
Volusia	1,604	3,629	640	2,273	4,754	199
BENEZETTE, ALYN	<5	7	229	10	13	450
BENTLEY, JAMES	549	1,323	1,501	528	1,138	392
BERNARD, JOHNNY				<5	<5	20
BOHANNON, JOHN						
BRADY, WILLIAM						
CHANMUGAM, JAY	<5	<5	100	107	128	95
CHEWNING, JOHN	10	30	200	88	206	178
COLLAZO, SYLVIA				<5	<5	167
CORAK, JEFFREY						
CROUCH, EUGENE	<5	8	244	<5	5	240
DUREN, LAURA				<5	<5	60
ESMAIL-RAWJI, ADAM	<5	<5	60	<5	<5	20
FELDMAN, ANDREW	<5	<5	143	26	45	99
GAREWAL, MANDEEP	<5	6	45	11	14	49
HALL, PAULA	21	52	44	39	111	39
HANFLINK, NATHAN	436	858	97	530	1,078	99
JACKSON, ALLEN						
JEPMA, JOHN				28	50	76
KENDRICK, MARK				<5	<5	20
KENT, ROBERT	36	70	83	62	130	77
KONICEK, ONNA	7	7	71	<5	<5	20
MIRABELLI, JORGE	<5	<5	33	12	12	34
NAIR, SANTOSH				<5	<5	30
OLUSEGUN, TINUADE	6	18	200	6	18	200
ONYEMA, JUDEPATRICKS				<5	<5	150
PARADIS, KRISTYNA				<5	<5	150
PARNELL, JOHN				<5	<5	30
PICCHIELLO, ANTHONY						
POTTER, WILLIE				<5	<5	75
POTTS, RICHARD						
RYAN, LORRAINE						
SCHEFSKY, HARVEY	5	8	34	48	79	28
SCOTT, CLARENCE	<5	<5	2,400	<5	5	5,160
SHEMIRANEI, SAIED	32	76	73	37	80	73
SPENCER, ROGER	16	48	206	16	48	206
TIKKU, DEEPAK						
TRAPANI, VICENTE	211	431	197	259	573	219
VAN DIEPEN, PATRICIA	212	602	200	211	595	201
VINTIMILLA, MARIA	<5	6	300	<5	6	300

Table 12. Individual Physician Average Daily Dose for Orders of Low-THC Cannabis and Medical Marijuana by Sublingual Route from October 1, 2018 through September 30, 2019.

Physician County	Low-THC Cannabis Number of Certifications	Number of Orders with Sublingual	AVG Daily Dose (mg)	Medical Marijuana Number of Certifications	Number of Orders with Sublingual	AVG Daily Dose (mg)
STATEWIDE	86,068	216,605	233	110,884	269,759	317
VISVALINGAM, BHANU				<5	<5	40
WATRY, STEVEN	<5	9	88	6	10	84
WULFF, KRISTIN	5	15	190	<5	6	175
YEE, JOHN	30	42	29	224	383	41
Walton	300	733	102	303	740	103
ASENCIO, BRENDA LIZ						
BLOUNT, CALVIN	<5	<5	100	<5	<5	100
CHERN, RICHARD	<5	<5	100	<5	<5	100
CLARK, LISA						
FAWAZ, FAWZI						
HIGHT, PERRY	<5	9	200	6	16	194
JOHN, THOMAS	178	377	102	178	379	102
JOHNSON, STEPHANIE	116	344	100	116	342	100
PICHARDO, NELSON						
PUGLIA, JACQUELYN	<5	<5	100	<5	<5	100
Washington				6	9	150
LAPUZ, LAURO				6	9	150
Not Practicing	<5	5	176	7	8	300
BERK, STUART						
HAMMESFAHR, WILLIAM						
REICH, NORBERT	<5	<5	82			
SCHULMAN, ROBERT	<5	<5	200	7	8	300
Out of State	819	2,428	221	880	2,550	218
CAMPBELL, JAMES	29	87	200	29	87	200
CAPUANO, MATTHEW						
COLE, SHOLA	9	27	133	10	30	125
GELFAND, PETER	<5	8	66	9	22	55
LAKIN, RYAN						
LEVITT, DAVID	<5	7	221	17	35	209
MAAROUF, JOHN	7	15	152	20	49	132
RENO, LETICIA				<5	<5	150
ROSS, HARRIS						
TOLENTINO, JACLYN				<5	<5	20
TRONSHAW-GETTINGS, NAPATIA	19	57	300	21	63	300
UPHUES, MICHAEL	<5	<5	100	<5	5	56
VREDENBURGH, JESSE						
WARD, GREGORY						
WOLFF, RICHARD	746	2,226	222	760	2,247	222
YARD, LAURA				9	9	87

Table 13. State and County Average Daily Dose for Orders of Low-THC Cannabis and Medical Marijuana by Suppository Route from October 1, 2018 through September 30, 2019.

Physician County	Low-THC Cannabis Number of Certifications	Number of Orders with Suppository	AVG Daily Dose (mg)	Medical Marijuana Number of Certifications	Number of Orders with Suppository	AVG Daily Dose (mg)
STATEWIDE	6,802	18,207	1,519	8,768	22,845	223
Alachua	<5	8	298	25	48	99
Bay	8	17	135	9	20	123
Bradford						
Brevard	11	22	158	39	74	102
Broward	154	380	152	229	513	184
Charlotte	372	1,114	201	373	1,117	200
Citrus	18	39	169	34	68	157
Clay	45	116	187	45	116	182
Collier	34	73	817	38	81	702
Columbia				<5	<5	60
Duval	56	130	151	66	146	141
Escambia	54	125	157	74	164	137
Flagler				<5	6	360
Franklin						
Hernando	15	39	138	16	40	166
Highlands	33	86	143	56	120	138
Hillsborough	396	1,094	172	417	1,152	187
Indian River	20	46	173	16	42	172
Jackson						
Jefferson	<5	12	200	<5	12	200
Lafayette	<5	<5	100	<5	<5	100
Lake	240	566	221	240	562	227
Lee	393	886	312	401	908	250
Leon	20	57	154	24	69	145
Levy						
Manatee	10	21	462	16	38	192

Table 13. State and County Average Daily Dose for Orders of Low-THC Cannabis and Medical Marijuana by Suppository Route from October 1, 2018 through September 30, 2019.

Physician County	Low-THC Cannabis Number of Certifications	Number of Orders with Suppository	AVG Daily Dose (mg)	Medical Marijuana Number of Certifications	Number of Orders with Suppository	AVG Daily Dose (mg)
STATEWIDE	6,802	18,207	1,519	8,768	22,845	223
Marion	<5	<5	125	<5	<5	103
Martin	169	437	138	209	503	136
Miami-Dade	252	633	2,792	608	1,360	822
Monroe	20	58	108	28	74	120
Nassau	9	13	200	9	13	200
Okaloosa	121	249	143	153	319	140
Okeechobee						
Orange	171	302	184	210	373	183
Osceola	<5	9	233	6	13	246
Palm Beach	248	555	200	573	1,190	164
Pasco	937	2,598	199	941	2,606	199
Pinellas	407	1,155	182	1,277	3,698	126
Polk	422	1,123	50	393	1,031	97
Putnam						
Santa Rosa	36	52	279	36	52	279
Sarasota	253	724	30,983	261	732	276
Seminole	497	1,486	199	508	1,500	199
St. Johns	17	44	162	21	53	141
St. Lucie	516	1,504	153	534	1,534	171
Sumter	19	42	405	43	87	167
Suwannee						
Volusia	787	2,315	335	793	2,323	261
Walton	17	39	119	17	39	123
Washington						
Not Practicing				<5	<5	500
Out of State	11	33	255	14	39	187

Table 14. Individual Physician Average Daily Dose for Orders of Low-THC Cannabis and Medical Marijuana by Suppository Route from October 1, 2018 through September 30, 2019.

Physician County	Low-THC Cannabis Number of Certifications	Number of Orders with Suppository	AVG Daily Dose (mg)	Medical Marijuana Number of Certifications	Number of Orders with Suppository	AVG Daily Dose (mg)
STATEWIDE	6,802	18,207	1,519	8,768	22,845	223
Alachua	<5	8	298	25	48	99
DAVIS, JUSTIN				8	16	68
GUNN, KATHRYNE	<5	6	350	<5	6	350
JANES, DONALD						
MALIK, ALEEM						
ODOCHA, INNOCENT				<5	<5	30
RAINS, CAROLINE	<5	<5	140	<5	10	88
STEWART, BRENT				9	14	45
WEINSTEIN, ALAN						
Bay	8	17	135	9	20	123
BARRIO, GEORGE						
DERKAZ, JEROLD	<5	<5	200	<5	6	125
EDWARDS, WILSON						
FICHTER, LEONARD	<5	9	133	<5	9	133
HAMMAD, MUSTAFA						
MOLINARI, VINCENT	<5	<5	100	<5	<5	100
MONASTERO, JOSEPH						
MULLIS, STEVEN						
NAZIR, KHURRAM						
REED, MYRA						
SHAABAN, MUHAMMAD						
TEDTAOTAO, MARIA						
ULLMANN, M						
ZABIH, ISMAIL	<5	<5	100	<5	<5	100
Bradford						
DECERCE, JOHN						
Brevard	11	22	158	39	74	102
ARORA, SIDDHARTH						
CAPRARO, FRANCES						
CHANDRA, SUMEET						
CROWLEY, SEAN	<5	<5	600	<5	<5	390
DOMINGUEZ, DAVID						
FILIBERTO, FRANK	<5	8	200	7	14	200
HUNTON, REBECCA						
IRELAND, BRIAN						
JAFFE, TODD						
LEBRON SANCHEZ, JUAN						
LESSER, MICHAEL				<5	<5	55
LORENTE, MIGUEL						
MADLENER, JOHN	<5	5	60	<5	12	57
MAZO, JOSSE				10	21	53
MCTAMMANY, MARK						
MILEY, JANET				<5	<5	60
NAMBA, MICHAEL						
NIELSEN, RICHARD	<5	<5	200	<5	<5	175
RADU, MIOARA						
RAGSDALE, VERNICE				<5	9	63
ROJAS, JOSE						
SANTIAGO, JUAN						
SKADEN, JIBRIL	<5	5	74	<5	5	74
SORIANO, VICTOR						
TA, LAN						

Table 14. Individual Physician Average Daily Dose for Orders of Low-THC Cannabis and Medical Marijuana by Suppository Route from October 1, 2018 through September 30, 2019.

Physician County	Low-THC Cannabis Number of Certifications	Number of Orders with Suppository	AVG Daily Dose (mg)	Medical Marijuana Number of Certifications	Number of Orders with Suppository	AVG Daily Dose (mg)
STATEWIDE	6,802	18,207	1,519	8,768	22,845	223
WOLFINGTON, MICHAEL						
WOODARD, DANIEL						
ZIPPER, KIM				<5	<5	90
Broward	154	380	152	229	513	184
ALHOMSI, ABED						
ALSHON, JOSEPH	<5	<5	90	8	9	53
AMADI, HEPSHARAT				<5	<5	60
ANSCHUETZ, DANNELL						
ARAIZA, JOSEPH						
BAEZ, JAVIER	6	18	98	12	33	105
BARRERAS, LUIS						
BARRON, EARL						
BARRON, HOWARD						
BERMAN, ROBERT						
BORISIAK, TATYANA						
BRANDWEIN, GARY						
BRETAL, ANDREA						
BRIONES, LUIS						
BUSH, DARIN						
CHAPLIK, IGOR						
CHISTY, KHAJA	<5	<5	180	<5	5	180
COHEN, MITCHELL						
COLAK, KAYA						
CONCILIO, IAN						
COUPET, SIDNEY						
DARCY, SEAN	<5	<5	37	<5	<5	60
DAVIDSON, MYRON						
DIAB, KHALED						
DONOWAY, ROBERT						
EVANS, LILLIAN	<5	<5	1,420	<5	9	1,420
EXELBERT, ERIC						
FERNANDEZ SABATER, ALBERTO						
FERNANDEZ, VANIA						
FERNANDEZ, WIFREDO						
FIELDS, ALLAN	<5	<5	67	<5	<5	67
FINK, DAVID						
FRANK, JAMES				<5	<5	1,450
GARCIA, BERNARD	<5	<5	10	<5	<5	15
GARDERE, SERGE-HENRI						
GATES, E JASON						
GELBARD, STEVEN	<5	<5	150	<5	6	150
GITTMAN, ALLAN						
GIUFFRIDA, ANTHONY						
GOLDBERG, ANDREW						
GOLDBERG, TODD						
GOLDMAN, JASON						
GUTIERREZ, ALVIN						
HALL, ANTHONY	5	6	65	5	7	71
HARAKE, ALI						
HARMAN, LEONARD						
HARRELL, JON						
HEYWOOD, KENDRICK				<5	5	16

Table 14. Individual Physician Average Daily Dose for Orders of Low-THC Cannabis and Medical Marijuana by Suppository Route from October 1, 2018 through September 30, 2019.

Physician County	Low-THC Cannabis Number of Certifications	Number of Orders with Suppository	AVG Daily Dose (mg)	Medical Marijuana Number of Certifications	Number of Orders with Suppository	AVG Daily Dose (mg)
STATEWIDE	6,802	18,207	1,519	8,768	22,845	223
IRIZARRY-ROMAN, MOISES						
ISLAM, ZAMIL	<5	<5	100	<5	6	113
JACKSON, ROOSEVELT						
JARVIS, VINCENT	<5	<5	180	<5	<5	393
JAYSON, MAURY	<5	<5	200	5	9	158
JOHN, JONES						
KALIRAO, PARAMJIT						
KATANICK, CINDY						
KELLER, NATHANIEL						
KHAN, HUMAIRA						
KHANI, HOWARD						
KING, DEREK	5	13	354	10	23	470
KIRSCHBAUM, NEIL						
KOTTURAN, PAULSON						
KOWALSKI, IAN						
KRICHMAR, PERRY						
KUPPINGER, JORDAN						
LACROSS, CHRISTOPHER				<5	<5	75
LEE, MARAH						
LENCHIG, SERGIO						
LEVY, CARLOS	<5	<5	100	<5	<5	50
LIEBERMAN, DONALD						
MARRERO, GABRIEL						
MARSH, VICKY						
MAY, MARTIN						
MCCLEAN, JACOB				<5	<5	120
MCKENZIE, MICHAEL				6	9	300
MILNE, JAMES						
MIRZA, KHURRAM						
MISHKIN, DAVID						
MURPHY, DEREK	9	23	223	13	31	195
NAWABI, NASEH				<5	<5	800
NERETTE, JEAN-CLAUDE						
ODELL, ROBERT						
PANDYA , KAYLESH	<5	<5	250	<5	<5	250
PARDELL, HERBERT						
PARZYNSKI, PAMELA	<5	<5	30	<5	<5	48
PEARLBERG, KENNETH						
PINKSTON, JAMES	50	142	118	55	156	121
POHLMAN, DANE						
PROPIS, MELVIN	<5	<5	30			
PULLER, CARRIE ELLEN						
REYES, RENE	<5	<5	20	<5	<5	20
RIVERA MENDEZ, JOSE						
RIVERA-HIDALGO, ZORAIDA						
ROBAINA-GONZALEZ, LUIS						
ROBINSON, KEITH						
RODRIGUEZ, FRANK	<5	<5	85	<5	7	143
RODRIGUEZ, PAUL						
ROSE, JOHN						
SACHS, RACHEL						
SADDLER, SHAWNETTE	<5	6	30	<5	6	55

Table 14. Individual Physician Average Daily Dose for Orders of Low-THC Cannabis and Medical Marijuana by Suppository Route from October 1, 2018 through September 30, 2019.

Physician County	Low-THC Cannabis Number of Certifications	Number of Orders with Suppository	AVG Daily Dose (mg)	Medical Marijuana Number of Certifications	Number of Orders with Suppository	AVG Daily Dose (mg)
STATEWIDE	6,802	18,207	1,519	8,768	22,845	223
SAFF, GARY						
SEIFAN, ALON	5	8	350	16	29	306
SHAWN, LESLIE				<5	<5	40
SHERMAN, F.						
SILVA, BRIDGET	<5	6	200	<5	6	200
SILVA, RICHARD						
SINGH, ALKA						
SLAVIN, HERBERT						
SMITH, DOUGLAS						
SOFAT, ATUL						
SOFF, MATTHEW						
SOMMERS, ANDREA						
STEINBERG, JEFF						
STEINER, DAVID						
TADROS, WAGDY						
TIRMAL, VIVEK	40	102	117	41	103	117
TOMCHIK, ROBERT						
TROBMAN, MAYER						
UDELL, BRIAN						
VICE, MARVIN	<5	12	225	5	14	221
VRABLE, ALLAN						
WARD JR., WILLIAM						
WEINER, DOUGLAS						
WEISMAN, PAUL	<5	6	200	<5	6	200
WEISS, CAROLINA						
WILLIAMS, KAREN						
WOLF ROSENBERG, AVA						
WONG, SIMON						
YELVERTON, CHERYL						
ZANNIS, JASON						
ZELLER, DONALD						
ZITON, LAURA				<5	<5	20
Charlotte	372	1,114	201	373	1,117	200
BORDY, PASCAL						
CAPOTE, NATALIA						
DRATLER, STANLEY						
GARCIA, GERARDO						
GARCIA, JOSE						
GREENE, TUCKER	<5	<5	48	<5	6	48
LITTLE, LEW						
MCALLISTER, BENNETT						
MEMON, TANWEER						
METYK, TETYANA						
MORROW, R	199	597	201	199	597	201
PANJIKARAN, ROSAMMA						
RAVID, JOSEPH						
ROSENFELD, LOUIS						
SHELL, STEVEN						
SMITH, DANIEL	172	514	201	172	514	201
TAR, LESLIE						
TORRES-URRUTIA, JUAN						
Citrus	18	39	169	34	68	157

Table 14. Individual Physician Average Daily Dose for Orders of Low-THC Cannabis and Medical Marijuana by Suppository Route from October 1, 2018 through September 30, 2019.

Physician County	Low-THC Cannabis Number of Certifications	Number of Orders with Suppository	AVG Daily Dose (mg)	Medical Marijuana Number of Certifications	Number of Orders with Suppository	AVG Daily Dose (mg)
STATEWIDE	6,802	18,207	1,519	8,768	22,845	223
FALLOWS, CHRISTOPHER						
GOETHE, ROBERT	13	30	166	23	49	147
GRACE, JOHN						
HUSSEIN, MALEK	<5	<5	10			
KALAKATA, VIJAYASEKHARA						
REDRICK, SCOTT	<5	8	200	9	17	186
SYVERSON, THOMAS				<5	<5	150
TORRES, JAIME						
WALLIS, B						
WARD, ELAINE						
Clay	45	116	187	45	116	182
ALESSANDRIA, MARC						
ANDRAWIS, ASHRAF						
BERNARD, GARY						
CASTIEL, ALBERTO						
LAFFERTY, BOBBY				<5	<5	20
MAQUERA, VICTOR	<5	<5	300			
MARS, DONALD	31	91	201	30	89	201
MATOS-GARSAULT, HUBER				<5	<5	60
MITCHELL, KIA	13	24	128	13	24	128
RUTERBUSCH, JEFFREY						
SCHEINER, DAVID						
SHAUGHNESSY, JOSEPH						
Collier	34	73	817	38	81	702
BAKER, MATTHEW						
BARILE, MICHAEL						
BLANCO FRANCO, ALEJANDRO	<5	<5	100	<5	<5	100
BRACCIA, GREGORY						
BRODERICK, KATHLEEN						
CAMPBELL, JOHN						
CANTERBURY, JOHN						
CHO, SHELDON						
COURVILLE, GARY						
CUGINI, CHRISTY						
FAREMOUTH, JAMES						
FERBER, ANDREW	<5	6	120	<5	10	81
FINAN, EUGENE						
FUCHS, SCOTT	<5	<5	50			
FULLER, AARON						
GARRY, RONALD						
GUIDRY, ANDREW	23	55	1,036	22	54	1,000
HALIKAS, JAMES						
HOWARD, COREY						
HUSSEY, FRANCIS	6	7	200	<5	5	200
KELLEY, EDWARD						
KORUNDA, ZDENKO						
MARISTANY, EDUARDO						
MARQUES, ROMILIO						
MOORTHY, PRATHIMA						
PEREZ-RODRIGUEZ, SOCRATES						
POTTER, CLINTON				<5	<5	100
PUERTO, JUAN						

Table 14. Individual Physician Average Daily Dose for Orders of Low-THC Cannabis and Medical Marijuana by Suppository Route from October 1, 2018 through September 30, 2019.

Physician County	Low-THC Cannabis Number of Certifications	Number of Orders with Suppository	AVG Daily Dose (mg)	Medical Marijuana Number of Certifications	Number of Orders with Suppository	AVG Daily Dose (mg)
STATEWIDE	6,802	18,207	1,519	8,768	22,845	223
ROBERTS, CAROL						
RODRIGUEZ HERNANDEZ, RALPH						
ROTH, ROBIN						
RUBINO, MARK						
SIBLEY, MARK						
SMITH-FERNANDEZ, HEATHER				<5	6	55
TANDATNICK, CARL						
UTTLEY, THOMAS				<5	<5	125
VACKER, MARK	<5	<5	200	<5	<5	200
VANCE, NANCY						
Columbia				<5	<5	60
IZEIYAMU, OSAYANDE				<5	<5	60
RAVINDRA, RAJANI						
SHOKAT, MAXIMILIAN						
Duval	56	130	151	66	146	141
AKBARY, HARES						
ALIU, KINGSLEY						
ANTIPORDA, GLORIOSA				<5	<5	80
BEAMAN, RODERICK	7	12	248	10	16	204
BURNS, PATRICK						
CAUDILL, JEFFREY						
CHOPRA, SHAWN	<5	<5	30	<5	<5	30
CORDERO- LOPERENA, DIANA	<5	7	229	5	9	228
CRUMP, JOHN	<5	6	50	6	14	46
CUMBER, ZEHRA	6	18	100	6	18	100
DE ARMAS, LOURDES						
FAROOQUE, MOHAMMAD						
FOLTZ, JERRY						
GOLDEN, MARLA						
HALPERIN, ANDREW	<5	<5	250	<5	<5	100
HANES, MICHAEL						
HARDY, CARL	15	44	107	15	43	107
HASSAN, MAJED						
HESSSEN, HOSSAM						
HUSSAIN, JAWED						
HUSSAIN, SYED						
JIMENEZ, ALEXIS						
JONES, JEREMY	<5	<5	600	<5	<5	600
JOYNER, JAMES						
KATZ, DAVID						
KHAN, SAJID						
KHANNA, PARVEEN	<5	<5	85	<5	<5	100
LACINA, FRANCIS						
LASKI, HAROLD						
LOCKE, KEYA						
MANN, JUSTIN	<5	9	120	<5	9	120
MANOHAR, SHONITH						
MARCOM, RODNEY						
MEDINA, NANCY	<5	<5	200	<5	<5	200
NABIZADEH, SHAHRIAR	<5	<5	120	<5	<5	120
NEWTON, TEREL						
NOUMAN, ASIM						

Table 14. Individual Physician Average Daily Dose for Orders of Low-THC Cannabis and Medical Marijuana by Suppository Route from October 1, 2018 through September 30, 2019.

Physician County	Low-THC Cannabis Number of Certifications	Number of Orders with Suppository	AVG Daily Dose (mg)	Medical Marijuana Number of Certifications	Number of Orders with Suppository	AVG Daily Dose (mg)
STATEWIDE	6,802	18,207	1,519	8,768	22,845	223
PATEL, VISHAL						
PHAM, BAO	<5	<5	90	<5	<5	90
PULIDO, RENE	5	8	331	<5	7	324
REDDY, SATHAVARAM						
SALAH, ISMAIL						
SANCHEZ, RACHAEL						
SERT, PERI						
SIMONS, JOHN	<5	8	238	<5	8	238
SOURIAL, SOURIAL	<5	<5	90	<5	<5	90
SPOONER, JUSTIN						
TRAN, BRADLEY						
UCHE, CHIDI				<5	<5	160
ZACHAR, LENKA	<5	<5	200	<5	<5	200
ZEB, SHAHID						
ZHANG, HAITAO				<5	<5	100
Escambia	54	125	157	74	164	137
BEAR, DAVID	<5	<5	140			
BEASLEY, MICHELLE	18	43	93	20	47	94
BRANNON, HORACE	8	14	293	14	20	132
COX, JEFFREY	<5	7	229	5	9	222
DUNCAN, SUZANNE	<5	9	217	<5	8	156
HASS, WILLIAM						
HILLMAN, ALEXYS						
JUDSON, DONNA						
KESLER, ROMAN						
MCFADDEN, NORMAN						
MITCHELL, KENNETH	<5	<5	200	<5	<5	200
PELAEZ, JORGE						
RAYSON, THOMAS	<5	7	126	<5	7	111
RINEY, THOMAS	9	19	124	14	33	149
SALZBERG, JAN						
SAUER, SAMUAL	<5	<5	100	<5	<5	100
SAYRE, ROBERT	6	18	200	6	18	200
SERPAS, MICHELLE						
SMITH, MICHELLE						
THOMPSON, CHARLES						
TRABUCCO, ARNALDO				<5	12	120
TUEL, TIMOTHY	<5	<5	100	<5	5	100
ZEICHNER, SIMON						
Flagler				<5	6	360
DANTINI, DANIEL				<5	<5	200
TREECE, JONATHAN				<5	5	392
Franklin						
TANGLAO, EMMANUEL						
Hernando	15	39	138	16	40	166
ABDULFATTAH, QAHTAN						
ALSABBAGH, EYAD						
BAIN, RUSSELL						
BANWATT, RAMNIK						
CARADONNA, RICHARD						
COURTNEY, MICHAEL						
DAVIS, BILLY						

Table 14. Individual Physician Average Daily Dose for Orders of Low-THC Cannabis and Medical Marijuana by Suppository Route from October 1, 2018 through September 30, 2019.

Physician County	Low-THC Cannabis Number of Certifications	Number of Orders with Suppository	AVG Daily Dose (mg)	Medical Marijuana Number of Certifications	Number of Orders with Suppository	AVG Daily Dose (mg)
STATEWIDE	6,802	18,207	1,519	8,768	22,845	223
DOHERTY, MARIA	6	15	40	6	14	60
GEBHARDT, SCOTT	9	24	200	10	26	223
GLIGICH, OLEG						
KROLL, BRIAN						
MALHOTRA, GAURAV						
MARSH, MATTHEW						
MORENO, DAVID						
NAKHL, FADI						
STOLTE, KEITH						
SWAIN, SHYAM						
Highlands	33	86	143	56	120	138
ARRIA-DEVOE, GERARD						
BASSETTI, DENNIS						
PALOSKY, ERIC	<5	<5	250	<5	<5	250
PATEL, DEEPAK						
PEARCE, GARY						
PINZON-REYES, ERNESTO						
SHARMA, PRIXIT						
TORRES, ALEXANDER	32	83	139	55	117	135
TOTURGUL, DAVID						
Hillsborough	396	1,094	172	417	1,152	187
ACKERMAN, IVAN						
AHMAD, BURHAAN						
ALI, MOHAMMED	<5	<5	100	<5	<5	100
AMSHEL, CRAIG						
ANCHETA, JOEY				<5	5	490
ARVIV, TALI						
AUERBACH, LEWIS	<5	9	83	5	15	118
AUSTIN, MICHAEL						
AYER-COLE, JAWAN						
AZEEM, NOMEN						
BARBOUR, RONALD						
BENNI, ABD ALRAHMAN	<5	<5	750	<5	<5	750
BERGER, DAVID	78	232	152	92	270	152
BIREDDY, VENKATA	<5	<5	40	<5	<5	40
BLAKE, GEORGE						
BYRNE, PATRICK	<5	9	102	<5	9	117
CABAN, FRANCIS						
CALKIN, PETER	<5	10	94	<5	9	89
CASANAS, ROBERT	<5	<5	150	<5	<5	77
CAZES, ELLIOT						
CHOWDHARI, SHAUKAT						
CODY, JOSEPH						
COMMEDORE, EMILE						
COTTAM, JOHN						
CROCKER, DAVID						
DIAZ DIAZ, JOSE	16	38	270	16	40	261
DO, HOI						
DOWDY, MATTHEW				<5	<5	20
DRAPKIN, ROBERT						
ECHEVARRIA-CRESPO, ESTHER	<5	12	100	<5	12	100
FAROOQ, SHIRAZ	5	13	134	<5	12	140

Table 14. Individual Physician Average Daily Dose for Orders of Low-THC Cannabis and Medical Marijuana by Suppository Route from October 1, 2018 through September 30, 2019.

Physician County	Low-THC Cannabis Number of Certifications	Number of Orders with Suppository	AVG Daily Dose (mg)	Medical Marijuana Number of Certifications	Number of Orders with Suppository	AVG Daily Dose (mg)
STATEWIDE	6,802	18,207	1,519	8,768	22,845	223
FLYNN, GREGORY						
FRANKLIN, DONALD				<5	<5	500
FURMANSKI, DAVID	<5	<5	250	5	8	263
GERLEY, PETER						
GLIDER, ROSS	<5	<5	100	<5	<5	100
GOLD, TANYA	171	508	184	172	510	183
GRIFFIN, JENNIFER						
GRIFFIN, RADLEY	<5	<5	200	<5	<5	200
GRISALES, DARIO						
HECHTMAN, JASON						
HEIMAN, DAVID						
HOOVER, TYRON	<5	9	80	<5	9	87
KALIN, DAVID	<5	5	50	<5	10	1,085
KARUMANCHI, PRUDHVI RAJAN	<5	6	167	6	8	250
KASHLAN, GHIATH						
KAWLICHE, BORIS						
KILGORE, JOHN						
KING, KELLY	8	16	378	12	27	396
KRAMER, LENI						
LAURO, STACIE						
LIPINSKI, IRENE						
LONG, AARON						
LOREN, DANIEL						
LYTER, DAVID	5	12	250	<5	10	280
MARTINEZ, ROBERT						
MCTAGGART, JOHN	<5	<5	200	<5	12	165
MENNEN, LEONARD						
MILLER, JEFFREY				<5	<5	100
NALLU, SAGARIKA						
NENINGER, YAMILET						
NGUYEN, TRAN						
NOE, SASHA	<5	<5	80	<5	<5	80
NORMAN, ROBERT						
NOVITZKY, DIMITRI	<5	<5	200			
NUSSBAUM, CHRIS						
O'DONNELL, KIRK	35	105	130	35	105	127
PATEL, KAMLESH						
PATIDAR, BHAVIN				<5	<5	120
PATWARI, SUNEETH						
RAJ, VIJAY	14	36	178	18	45	193
RAMANI, PRIYA						
ROBAINA, AL						
ROBINSON, PATRICK						
SALHAB, SUZANNE						
SAMALOT, JOSE	<5	<5	250	<5	<5	250
SANTIAGO, RAMON				<5	<5	150
SCOTT, DOUGLAS	24	45	120	<5	<5	100
SHAH, SYED						
SHEMESH, RON	<5	<5	100			
SHETH, BAIJU						
SHULTZ, DEBORAH						
ST CLAIR, DEBORAH						

Table 14. Individual Physician Average Daily Dose for Orders of Low-THC Cannabis and Medical Marijuana by Suppository Route from October 1, 2018 through September 30, 2019.

Physician County	Low-THC Cannabis Number of Certifications	Number of Orders with Suppository	AVG Daily Dose (mg)	Medical Marijuana Number of Certifications	Number of Orders with Suppository	AVG Daily Dose (mg)
STATEWIDE	6,802	18,207	1,519	8,768	22,845	223
STEFANO, STEPHEN				<5	<5	300
TALAKKOTTUR, CHARLES				<5	<5	210
TORRES-PEREZ, WILLIAM	<5	<5	300	<5	<5	150
TSENG, JACK				<5	<5	100
WASHINGTON, ANTHONY						
ZACCARI, JAMES						
Indian River	20	46	173	16	42	172
DEAN, MELISSA						
GONSALVES SIKORA, ALITA	6	6	95	<5	<5	55
KHALAF, MAJID						
MEETZE, RUSSELL						
OFNER, MICHELE						
OLENEK, CHRISTOPHER						
PARVUS, DIRK						
PIERONE, GERALD						
PRESCOTT, THERESA						
SABA, RASHID	<5	7	457	<5	7	457
SADHWANI, HARISH						
SHIPLEY, JOSHUA						
STACHTIARIS, ACHILLES	11	33	127	11	33	118
STROUP, EDWIN						
TREATMAN, SCOTT						
ZAMBELLI, PATRICIA						
Jackson						
ANANIA, MARY						
STOKES, STEVEN						
Jefferson	<5	12	200	<5	12	200
DOTSON, ROBERT	<5	12	200	<5	12	200
Lafayette	<5	<5	100	<5	<5	100
CABRERO-MUNIZ, NICOLAS	<5	<5	100	<5	<5	100
Lake	240	566	221	240	562	227
ALVARADO-HERNANDEZ, LUIS						
BROWN, THOMAS						
CHARLES, KEITH						
CHIN, GLORIA						
CHOUDHRY, MOHAMMAD						
COY, JAMES						
DAVINA, ELEANOR	80	205	212	80	203	221
DE LEON, HECTOR				<5	<5	30
DOMINICK, RAYMOND						
KIM, LLOYD						
KRAUCAK, NELSON						
LOUGHLIN, MATTHEW						
NAGEL, SHIRLEY	154	350	229	154	349	228
NOVIS, NORMAN						
OEHLER, JAMES	<5	7	200	<5	5	560
RAJASHEKAR, HARSHA						
SAINT LOUIS, OBED						
SAINT-ELIE, DANIEL	<5	<5	66	<5	<5	66
SANTI, CELESTINO						
SMIRNOFF, ALEXANDER						
STRICKLEN, HILLARY						

Table 14. Individual Physician Average Daily Dose for Orders of Low-THC Cannabis and Medical Marijuana by Suppository Route from October 1, 2018 through September 30, 2019.

Physician County	Low-THC Cannabis Number of Certifications	Number of Orders with Suppository	AVG Daily Dose (mg)	Medical Marijuana Number of Certifications	Number of Orders with Suppository	AVG Daily Dose (mg)
STATEWIDE	6,802	18,207	1,519	8,768	22,845	223
THOMAS, DANIEL						
VILLA, MARIVIC						
ZUBKIN, ALLAN						
Lee	393	886	312	401	908	250
ABU SHAHIN, FADI						
ARNOLD, PAUL						
AULD, HEATHER	<5	7	134	<5	7	134
BALTER, DAVID	106	318	195	107	321	197
BOND, WENDY						
BRUECK, ROBERT						
BRUHN, DONALD	<5	<5	100	<5	<5	100
CARLIN, LANE						
CASTILLO-NIEVES, EDGARDO						
COSSU, JOHN						
DAITCH, JONATHAN						
DAVIS, PHILLIP						
DOUEK, MAURICE						
DURY, PATRICIA						
EL-GENDY, ALAA						
ENCARNACION, KEVIN	<5	<5	1,500	<5	<5	1,500
FERGUSON, LEE						
FILIPOWICZ, ROMAN	17	49	128	16	48	125
GUAITOLI, GIUSEPPE						
JAFFE, SCOTT						
KHAN, RABIA						
KUEHNER, PAUL						
KYRITSIS, ATHINA	23	69	200	26	72	207
LIEBOWITZ, FRED						
LIM, MAY JOY						
LOMAS, JERILEE	<5	<5	200	<5	<5	200
LUKASIEWICZ, CYNTHIA	<5	<5	60			
MANDELKORN, ROBERT						
MARKOWITZ, DAVID	14	42	200	14	42	200
MARTINEZ, MICHAEL						
MIAN, MUNIRA	5	13	108	5	13	103
MORRIS, DARELD	128	142	1,014	128	142	606
MOULTON, MARLENE						
MURTAGH, WILLIAM						
NORLEANS, MARK						
PATRICK, JOHN						
PREUDHOMME, JULES						
RAMAMURTHY, SUJATHA	56	139	176	55	138	177
ROMERO, FRANCES						
ROSENKRANTZ, ERIC						
ROSS, STEPHEN				<5	<5	53
SAREEN, RAJAN						
SAUER, MARK						
SCHULTZ, CARL	<5	<5	100	<5	<5	100
SHAHLA, ZIAD						
SOLIMAN, GEORGE	11	31	100	11	31	200
SONN, GREGORY	24	65	119	29	78	129
TAYLOR, TERESE						

Table 14. Individual Physician Average Daily Dose for Orders of Low-THC Cannabis and Medical Marijuana by Suppository Route from October 1, 2018 through September 30, 2019.

Physician County	Low-THC Cannabis Number of Certifications	Number of Orders with Suppository	AVG Daily Dose (mg)	Medical Marijuana Number of Certifications	Number of Orders with Suppository	AVG Daily Dose (mg)
STATEWIDE	6,802	18,207	1,519	8,768	22,845	223
VEL, JEAN-JACQUE						
WEINER, JAMES						
WILLIAMITIS, ANTHONY	<5	<5	1,000	<5	<5	825
ZFAZ, MARTIN						
ZUGHBI, CINDY						
Leon	20	57	154	24	69	145
COHEN, GEORGE						
DORN, JOSEPH	7	21	186	7	21	186
FEE, CHERYL	6	18	142	6	18	142
HOLLIMON, JOHN	<5	7	100	7	19	105
JAIN, AMIT						
KIRSCH, CHARLES	<5	6	200	<5	6	200
KOBERDA, JAROSLAW						
MACKAY, JOHN	<5	<5	100	<5	<5	100
MAITLAND, CHARLES						
MIGNON, YVETTE						
MOORE, MARK	<5	<5	60	<5	<5	27
PATACXIL, FILEMON						
SIANO, JOSEPH						
STRIBLING, FRED						
SWINEY, TOMMY						
Levy						
QAMAR, ASAD						
Manatee	10	21	462	16	38	192
BEARD, MARGITA						
BLEND, TIMOTHY				<5	<5	150
BOYLE, KATHLEEN						
BRAINARD, KAREN	<5	<5	2,133	<5	<5	800
FINE, ALEXANDER						
FOLKENS, ERIC						
KAHANE, IAN						
KUNWAR, SHAAN						
MATHEW, MANOJ						
NARVAEZ, ADOLFO	5	11	173	5	13	156
NESSETTI, MATTHEW				<5	6	47
NORRIS, STEVEN				<5	<5	100
NOTMAN, SAMANTHA						
PERRONE, VINCENZO						
REICHBACH, STEVEN	<5	6	200	<5	6	175
RUCKER, GEORGE				<5	<5	200
YATHIRAJ, SANJAY						
YCAZA, ROBERT	<5	<5	200	<5	<5	200
Marion	<5	<5	125	<5	<5	103
BEAMS, KENT						
CORRETTJER-RUSSI, CESAR						
CUMPTON, TERI						
FAZAL, ZULFIQAR						
HALL, DOUGLAS						
JACKSON, BURKE				<5	<5	60
KAIRAB, HIMANSHU						
KATANICK, SHELDON						
LEMIRE, JAMES						

Table 14. Individual Physician Average Daily Dose for Orders of Low-THC Cannabis and Medical Marijuana by Suppository Route from October 1, 2018 through September 30, 2019.

Physician County	Low-THC Cannabis Number of Certifications	Number of Orders with Suppository	AVG Daily Dose (mg)	Medical Marijuana Number of Certifications	Number of Orders with Suppository	AVG Daily Dose (mg)
STATEWIDE	6,802	18,207	1,519	8,768	22,845	223
LERRO, DESIREE						
OFFENBERG, HOWARD						
PERKINS, HASHANI						
PYLES, STEPHEN						
SACHER, MARK						
TIECHE, STEVEN	<5	<5	125	<5	<5	117
Martin	169	437	138	209	503	136
ADELBERG, JONATHAN						
BARATTA, ROBERT						
BEELITZ, JOHN						
BUGGIA, MARY						
BUSHNELL, JEANNE						
CALAS, HENRY	<5	<5	100	<5	<5	100
CASTELLANOS, JAIME						
DUFRESNE, CHANTELE						
GAMBINO, PAUL	<5	<5	25	<5	5	45
KASHOUTY, RABIH				<5	<5	64
LOVAAS, GREGORY	5	9	77	6	11	70
MOHSENI, NATHAN						
MURPHY, FRANCIS						
MURPHY, JOHN				5	15	253
PATEL, RIMAL						
PEARSON, EDWARD	52	151	104	78	185	105
POLSKY, MARK						
RAMOS, JUAN						
RANKIN, LISA	110	271	160	111	270	160
ROBBINS, HOWARD						
TROVATO, FRANK						
TURNER, DONALD						
WATT, JASON				<5	12	40
ZOTOVAS, ANDREA						
Miami-Dade	252	633	2,792	608	1,360	822
ABELLO, ROBERT				<5	<5	20
ALEGRET, RAMON						
ALONSO, DELILAH						
ALTMAN, ALAN	<5	10	165	7	15	151
ANDREONI, ANTHONY						
ASHBY, BERNARD						
AU, ADAM						
AVILES, RAFAEL						
BAKER, JEFFREY						
BELLMAN, BETTY						
BENJAMIN, YUKHANAN						
BEN-KANE, SUZANNE						
BERGER, LAWRENCE						
BERKE, WILLIAM						
BINKER, JOSEFA				5	9	140
BINKER, RODOLFO				5	11	195
BIRMAN, ALEX						
BLEMUR, PIERRE						
BLUMENTHAL, BARRY	17	38	236	22	46	219
BONNER, WILLIAM						

Table 14. Individual Physician Average Daily Dose for Orders of Low-THC Cannabis and Medical Marijuana by Suppository Route from October 1, 2018 through September 30, 2019.

Physician County	Low-THC Cannabis Number of Certifications	Number of Orders with Suppository	AVG Daily Dose (mg)	Medical Marijuana Number of Certifications	Number of Orders with Suppository	AVG Daily Dose (mg)
STATEWIDE	6,802	18,207	1,519	8,768	22,845	223
BRISTOW, SANDEE						
BRUCK, DARREN						
CARA, JEFFREY						
CARABALLO, DALIAN						
CARPMAN, DANIEL						
CARRASCO, ANGEL						
CASTELLANOS, RAMON						
CAVA, ROBERT						
CEBALLOS, CESAR						
CHANG, RICHARD						
CHILDRESS, JOHN						
CHOXI, ANKEET	<5	12	35	<5	12	35
COBIELLA, JOSE						
CORDOVES, LAZARO						
DAMAS, HERVE	<5	<5	60	77	138	51
DANSKY, ALAN						
DAVIS, CHRISTINE						
DE LA PENNA, MARIA						
DE URRESTI, MIREN						
DEBEN, SOPHIA						
DELGADO, MARIA						
DOMINGUEZ, LUIS				<5	<5	180
DRAESEL, JEFFREY				<5	<5	180
DUARTE, JUAN						
EFTEKHARI, NASSER	<5	<5	200	<5	<5	200
EISMAN, EUGENE						
ELHAKIM, SAMER						
ELLENBY, JAY	<5	8	84	8	15	154
FALCON, ARMANDO	<5	<5	500	<5	7	330
FERNANDEZ, INTI						
FERRIN, FRANK	5	7	284	8	10	180
FINK, RANDY						
FISCHER, DANIEL						
FOX, GREGORY						
FOX, KEVIN						
FOX, SUSAN						
FRANCK, GEDEN						
FRANCO, RIGOBERTO	<5	<5	160	8	8	230
FURMAN, NEIL	19	57	195	19	57	195
GALLO, BRUNO	<5	<5	240	30	51	240
GARCIA-RIVERA, CARLOS						
GEARY, NATALIE						
GELBLUM, JEFFREY						
GENTHER, KATHERINE						
GERENSTEIN, RICARDO						
GLASSMAN, PAUL						
GONZALEZ, CHRISTIAN						
GONZALEZ, MANUEL						
GROSZ, RAUL						
GUPTA, NINA						
GUTIERREZ, PETE						
HALL, MICHAEL						

Table 14. Individual Physician Average Daily Dose for Orders of Low-THC Cannabis and Medical Marijuana by Suppository Route from October 1, 2018 through September 30, 2019.

Physician County	Low-THC Cannabis Number of Certifications	Number of Orders with Suppository	AVG Daily Dose (mg)	Medical Marijuana Number of Certifications	Number of Orders with Suppository	AVG Daily Dose (mg)
STATEWIDE	6,802	18,207	1,519	8,768	22,845	223
HASSAN, KAZI						
HERNANDEZ, HUMBERTO						
HERNANDEZ, OSCAR				<5	<5	15
HERON, PATRICK				<5	<5	180
HOLMEWOOD, KEVIN	<5	9	77	5	11	102
HOTCHNER, KIRBY						
JACKSON, JOHN						
JARRETT, WENTWORTH						
JENNINGS, JAMES						
JETT, GARY						
KAMLET, JEFFREY				<5	<5	240
KHAMVONGSA, PETER						
KHAWAND-AZOULAI, MARIANA				<5	<5	30
KLOPUKH, BORIS						
KOFFLER, RICHARD						
KOUKA, NABEEL						
LANDRON-GARCIA, LOURDES						
LERMAN, ANDREW						
LERNER, LAUREN				<5	<5	45
LEVIN, ESTHER						
LEVINSON, ANDREW						
LIEBERMAN, BERNARD	<5	<5	150	<5	<5	150
LIPMAN, RICHARD						
LOPEZ, RAYMOND				<5	<5	5
LOPEZ-BRIGNONI, EVELYN						
LUBETSKY, RONALD						
LYN-LASSITER, SAFIYA				<5	<5	135
MACHADO, HUMBERTO						
MACKSOUD, DELORES						
MAHL, CHARLES						
MAIT, JARRED						
MALANKAR, AMOL						
MANASHIROV, RUSLAN						
MANRESA, ALDO	<5	<5	150	<5	<5	150
MARIN, DANIEL						
MARQUIS, DAVID	<5	<5	1,000	<5	<5	600
MARTIN DEL CAMPO, ALONSO	9	23	143	9	22	143
MARTINEZ, ADOLFO						
MARTINEZ-LU, KIANFA						
MEDINA, SULEYKI	<5	<5	1,200			
MEHTA, NIRAJ						
MENDEZ, EDUARDO	<5	8	150	<5	8	150
MENDEZ, LUIS						
MILLER, ZOE						
MINSAL-BALLESTER, GERARDO						
MIRANDA, ALTAGRACIA						
MOISE, GUY						
MORALES, OSMIN						
MOUHANNA, JOSEPH						
MUNOZ, JOSE	<5	<5	300	<5	<5	300
NEUWIRTH, ZEV						
NOBILE, ANJALI						

Table 14. Individual Physician Average Daily Dose for Orders of Low-THC Cannabis and Medical Marijuana by Suppository Route from October 1, 2018 through September 30, 2019.

Physician County	Low-THC Cannabis Number of Certifications	Number of Orders with Suppository	AVG Daily Dose (mg)	Medical Marijuana Number of Certifications	Number of Orders with Suppository	AVG Daily Dose (mg)
STATEWIDE	6,802	18,207	1,519	8,768	22,845	223
OPPENHEIMER, JOSHUA						
PADRON, JOHN						
PAIT, THEODORE						
PEREZ, RENE						
PEREZ, VIVIANA						
PHILLIPS, J						
PINO, ANTONIO	<5	<5	153	<5	<5	120
PINZON ARDILA, ALBERTO						
POLGA, JUSTIN						
POPP, HOWARD						
POWELL, MICHELLE	19	57	284	20	58	280
PRIETO-HERNANDEZ, JOSE						
RABEN, KAREN						
REINES, ARIEL						
REMOS, JUAN	6	18	300	10	25	259
RESNICK, STEVEN	9	25	119	10	29	123
REYES, RHEINCHARD						
RIVAS, AGUSTIN	<5	<5	1,000			
RIVERA BUSCAGLIA, DANIEL						
ROCA, ALEJANDRO						
ROCHE, NORMA	<5	<5	200	<5	<5	200
RODRIGUEZ ALVAREZ, HUMBERTO	38	89	340	222	531	293
RODRIGUEZ DE LA TORRE, JESUS	7	19	176	5	13	172
RODRIGUEZ, MAGALY						
RODRIGUEZ, PEDRO						
RUBINOWICZ, BRUCE	<5	<5	175	<5	5	200
SABBANI, ASHWIN						
SAMUEL, VICKKI-ANN						
SANCHEZ, CARLOS						
SANTOS, GUILLERMO						
SCHIFFMAN, LAWRENCE	<5	8	100	<5	8	100
SCHISANI, HOLLY						
SCHOCHET, ELIE				<5	6	150
SCHWARTZBARD, JULIE						
SEGAL, SCOTT						
SENDE, FERNANDO				9	11	195
SERPA, JOHN						
SHABANAH, FIKRI VICTOR						
SINGER, ALLEN				<5	<5	30
STERN, JEFFREY	<5	<5	810,000	<5	<5	810,000
TABI, GEORGE						
TEJEIRO, WILLIAM						
TOLEDO, JOSE						
URDANETA, MAYRE	14	22	375	23	35	424
VALLADARES, JOSE						
VAN GINKEL, ERIK				<5	<5	2,400
VASQUEZ DUARTE, RICARDO						
VAZQUEZ, SUZEL						
VENDRYES, CHRISTOPHER						
VILLANO, KATHRYN						
WAHLESTEDT, LISA						
WEINER, MICHELLE	8	14	164	6	10	150

Table 14. Individual Physician Average Daily Dose for Orders of Low-THC Cannabis and Medical Marijuana by Suppository Route from October 1, 2018 through September 30, 2019.

Physician County	Low-THC Cannabis Number of Certifications	Number of Orders with Suppository	AVG Daily Dose (mg)	Medical Marijuana Number of Certifications	Number of Orders with Suppository	AVG Daily Dose (mg)
STATEWIDE	6,802	18,207	1,519	8,768	22,845	223
WHARTON, TOMAS	<5	5	40	<5	5	73
WILLIAMS, HAROLD						
WOLF, AIZIK						
WONG, ANN-MARIE	<5	9	60	<5	9	60
ZAIAC, MARTIN						
ZALIS, BRIAN						
ZAPATA, SHEENA						
ZAYAS, SHERYL						
ZHANG, MICHAEL	55	159	204	55	159	204
Monroe	20	58	108	28	74	120
BEYSOLOW, TAWEH						
CATANA, ROBERT				<5	<5	100
CHARITY, JENNIFER						
FLOYD, JULIE ANN	19	57	107	25	71	120
GERTH, ELIAS						
GRIDER, DAVID						
GUDICELLO, FRANK						
JACKSON, JERRY						
JOHNSON, JESSICA						
KEIFER, GREGORY						
LANGLEY, JOHN						
MCKNIGHT, RAYMOND	<5	<5	200	<5	<5	125
NORRIS, JOHN						
RAE, IAN						
Nassau	9	13	200	9	13	200
ATKINSON, ELIZABETH						
FINA, LERA						
GOLDBERG, KANDIS	9	13	200	9	13	200
TAYLOR, THOMAS						
WHITE, DAVID						
Okaloosa	121	249	143	153	319	140
BANKS, GARRY	92	201	149	104	233	155
BAWA, NITIN						
BRENT, JOHN						
BRYAN, CYNTHIA	<5	<5	100	<5	<5	175
CASTANEDA, THADDAEUS	<5	<5	200	<5	<5	200
ESCOFFERY, WILLIAM						
GEORGE-SAINTILUS, ERICA						
GIVEN, MICHAEL						
GOLDBERG, ERIC	19	31	110	23	35	109
GRANT, WILLIAM	5	8	100	7	12	108
HANSON, SVETLANA						
MANOS, GINGER						
MCCAIN, ELEANOR						
MOHAMMED, SHEILA	<5	<5	100	5	5	44
MONTGOMERY, AARON						
MOORE, BRENDA				6	18	46
REMARK-ZARATE, ROBIN	<5	<5	100	<5	<5	100
SIEGEL, ROBERT						
TAVERNARIS, MICHAEL						
ZANT, ALBERT				<5	5	132
Okeechobee						

Table 14. Individual Physician Average Daily Dose for Orders of Low-THC Cannabis and Medical Marijuana by Suppository Route from October 1, 2018 through September 30, 2019.

Physician County	Low-THC Cannabis Number of Certifications	Number of Orders with Suppository	AVG Daily Dose (mg)	Medical Marijuana Number of Certifications	Number of Orders with Suppository	AVG Daily Dose (mg)
STATEWIDE	6,802	18,207	1,519	8,768	22,845	223
KUMAR, RAMESH						
SYED, MUHAMMAD						
Orange	171	302	184	210	373	183
ABDEL AL, NAGLAA						
AGGARWAL, BARBARA	<5	12	100	6	18	113
ALDARONDO, SIGFREDO	<5	<5	80	<5	<5	70
ALEKSANDROVA, OLGA	<5	<5	150	<5	6	100
ANTONYRAJAH, BERNADETTE						
AREVALO, CATHERINE	<5	6	350	<5	5	540
AWOSIKA, BANJI						
BAIGABATOV, ELGAR						
BAUTISTA-ROSAS, MARIN						
BAWANY, MOHAMMED						
BEHANI, AIDA						
BELOSO, ISMAEL						
BHALANI, KANTILAL				5	9	69
BONES, RAPHAEL				15	24	68
BUSER, DAVID						
CASTRO, IVAN	<5	<5	200			
CHERUKUPALLY, PALLAVI						
CILBRITH, DAVID						
COHEN-NEAMIE, DANIEL				<5	<5	1,050
COOPER, CHARLENE	<5	6	190	5	13	180
DANG, PATRICK						
DAPHTARY, UDAY						
DAVIS, RONALD						
DEEN, RYAN				<5	<5	150
DESSLER, HARRIETT	<5	<5	500	<5	<5	500
DHILLON, MANVIR						
FERNANDEZ, SANDER	9	19	100	9	20	100
FOX, ANDREW	5	7	181	15	23	174
FRASER, OWEN	<5	8	1,350	<5	8	1,350
FUNEZ, KEVIN						
GRAHAM, DAVID						
GREEN, SUSAN	16	37	152	13	34	152
HARDING, VICTOR						
HARDY, PHILIP						
HARRY, EUDENE						
HILL, NATHAN						
HITCHCOCK, LARA						
IVANOV, OLGA						
KHANNA, ASHOK	88	126	121	89	127	121
KIVETT, GERALD	<5	7	300	<5	6	300
KUSNETZ, NORMA						
LANSKY, MEYER						
LEVINE, SCOTT						
MAGSINO, MARISSA						
MALLONEE, RONALD						
MARCELIN, PRUDENT						
MASLIN, STUART	<5	<5	120	<5	<5	120
MASRI, ADDAM						
MILLS, WILLIAM						

Table 14. Individual Physician Average Daily Dose for Orders of Low-THC Cannabis and Medical Marijuana by Suppository Route from October 1, 2018 through September 30, 2019.

Physician County	Low-THC Cannabis Number of Certifications	Number of Orders with Suppository	AVG Daily Dose (mg)	Medical Marijuana Number of Certifications	Number of Orders with Suppository	AVG Daily Dose (mg)
STATEWIDE	6,802	18,207	1,519	8,768	22,845	223
MUELLER, JEFFREY						
NIELSEN, ANNETTE						
NURIEL, GABRIEL						
OLIVEROS, PEDRO	<5	<5	90	<5	<5	83
PATEL, VARESH	16	24	93	16	23	95
PICHON, ANDRE						
POWELL, BRIAN				<5	<5	25
QURESHI, IMTIAZ						
RAJA, DEEPAK						
RAJU, BHASKAR	<5	<5	100			
REDDY, RAM						
RIVERA, ALBERTO	10	28	284	10	28	288
SADEK, AHMED						
SANCHEZ, DANIEL						
SANGHRAJKA, NEHA						
SCHULTZ, JASON						
SHEKARI, SHIMA						
SMITH, RICHARD						
SMITH-MARTINEZ, CHERYLL						
SNELL, GARY	<5	<5	100			
STENZLER, STEPHEN	<5	<5	200	6	10	200
TEMPEL, RICHARD						
UMPIERRE, ENRIQUE						
WEAVER, HOWARD						
WHEATLEY, RUSSELL						
Osceola	<5	9	233	6	13	246
AFZAL, AJAZ						
ASHRAF, SUALEH						
AVILA, DUBY						
HARDOWAR, LATCHMAN						
HENNINGSEN, HARALD						
KHAN, MOHAMMAD				<5	<5	200
KHAN, MUHAMMAD						
LEVINE, HAL						
LY, DUSTIN						
MARTINEZ, RAFAEL	<5	<5	100	<5	<5	100
MCDONALD, JOHN						
MORALES COLON, MARICELIS						
MORENO RIVERO, KEILER						
PERFECTO VIERA, RAFAEL						
POULOS, PETER						
RUZ-PAU, CARLOS						
THRASHER, MICHAEL	<5	6	300	<5	9	300
Palm Beach	248	555	200	573	1,190	164
ABDALLAH, NADER						
AGRESTI, MARK						
AHMED, MUJAHED						
ANDRE, PIERRE						
ANDRICOPOULOS, GEORGE	9	23	176	11	32	145
ANTON, AMERICO				<5	<5	100
AQUA, KEITH						
ASHBERG, SHERRYL						

Table 14. Individual Physician Average Daily Dose for Orders of Low-THC Cannabis and Medical Marijuana by Suppository Route from October 1, 2018 through September 30, 2019.

Physician County	Low-THC Cannabis Number of Certifications	Number of Orders with Suppository	AVG Daily Dose (mg)	Medical Marijuana Number of Certifications	Number of Orders with Suppository	AVG Daily Dose (mg)
STATEWIDE	6,802	18,207	1,519	8,768	22,845	223
BACCHUS, ALBAN				<5	<5	300
BAFITIS, HAROLD						
BAGO, MARIACLARA	<5	<5	20	5	9	63
BAIJNATH, JOAN	5	10	75	10	19	87
BAKER, JOHN						
BALDA, LAURA				<5	<5	30
BARBOUR, MONIQUE				<5	<5	60
BEINHAKER, NEIL						
BELOTTI, MICHAEL						
BENAIM, MONROE						
BENSIMON, JAIMY						
BERMAN, MIKHAIL						
BERRY, ADAM						
BLOCK, MICHAEL						
BOLTUCH, ROBERT				<5	<5	38
BONE, MELANIE	<5	<5	100	10	24	78
BRESKY, KENNETH						
BRISKIN, ROBERT						
BROWN, NEAL						
BROWN, RYAN						
CAMERON, BLAINE						
CANASI, JAVIER				<5	<5	140
CANAVES-NUNEZ, SONIA						
CARIDI, STEVEN						
CARR, ORLON	7	15	297	8	17	344
CELIGOJ, FRANK						
CHAPMAN, GLENN						
CHRZAN, DOMINIK	13	28	196	13	29	183
CICHOWICZ, IVAN						
COHEN, AARON						
COLLINS, ROBERT						
CONLEN, RICHARD						
COOPER, HARRY						
COSTELL, BRIAN						
DAVIS II, CEDRIC						
DAVIS, MITCHELL						
DELTOR, PIERRE						
DELUCA, JOHN				<5	<5	100
DELUCA, MARK	<5	6	150	6	14	87
DHANDA, ANAND						
DIAMOND, PAUL						
DISCEPOLA, CONSTANTINA				<5	<5	68
DRUCKER, RICHARD						
DUDLEY, ROBERT						
DURAN, ROBERTO				<5	<5	38
EISENBERG, BRUCE						
EL-HADDAD, AHMED				<5	<5	90
ETTEDGUI, DANIEL						
FERREIRA, MICHELLE						
FICHMAN, HERBERT	<5	6	90	18	52	62
FIDEL, JEFFREY	12	33	173	12	34	169
FORTIER, DANIEL	<5	<5	100	<5	<5	50

Table 14. Individual Physician Average Daily Dose for Orders of Low-THC Cannabis and Medical Marijuana by Suppository Route from October 1, 2018 through September 30, 2019.

Physician County	Low-THC Cannabis Number of Certifications	Number of Orders with Suppository	AVG Daily Dose (mg)	Medical Marijuana Number of Certifications	Number of Orders with Suppository	AVG Daily Dose (mg)
STATEWIDE	6,802	18,207	1,519	8,768	22,845	223
FRIEDMAN, JARROD						
FRIEDMAN, ROBERT						
FRISCH, ANNA						
GALANTE, EDGARDO						
GARIB-SANKAR, ANITA						
GHEN, MITCHELL						
GIONIS, THOMAS				<5	<5	130
GIOVANELLI PORRATA, CLAUDIA						
GIRARD, JOHN						
GLOVER, LESLEY						
GOLGOTIU, ADRIAN						
GRABER, MYLISSA						
GUNTHER, ROBERT						
GUTHRIE, JENNIFER	<5	7	129	<5	8	125
HAO, YIHONG						
HAYM, JEROME	5	11	291	8	16	234
HEVERT, DAVID						
HORVATH, EDWARD						
HOUSS, CAROLYN						
HUNT, CHRISTOPHER	<5	<5	50			
HUQ, ZAHIDUL						
HUTTON, BRETT						
JAFFE, KENNETH				<5	<5	20
JARIAL, RAVINDER						
JAVED, MOHAMMAD						
JEWELWICZ, DANIEL						
JORDAN, THOMAS						
JUSINO, EDUARDO	<5	<5	60	<5	<5	30
KAPLAN, EDWARD						
KATEB, DAVID						
KHAN, IRFAN	<5	<5	25	<5	<5	44
KILEY, LINDA						
LALIA, JOSEPH						
LANE, KERRY	<5	<5	200	5	13	161
LAROCCA, TULISA						
LAUX, GARY						
LEICHMAN, GERALD						
LEVITT, ALISON						
LEWIS, BENNETT						
LICHTSHEIN, GIL				<5	<5	100
LIOGIER-WEYBACK, LUIS ENRIQUE	<5	12	94	5	15	41
LIPORACE, DAVID						
LIPP, IRWIN						
LIPSON, BRAD	70	129	322	93	153	465
LOPEZ-IVERN, FERNANDO						
LOSS, MICHAEL	<5	<5	300	<5	<5	400
LOVINGER, ROBERT				<5	5	72
MALDONADO BURDETTE, EDWIN				<5	<5	50
MANDELL, KENNETH						
MANSELL, KIMBERLY						
MARKS, MITCHELL						
MARTINEZ, GLADYS	<5	12	203	20	41	119

Table 14. Individual Physician Average Daily Dose for Orders of Low-THC Cannabis and Medical Marijuana by Suppository Route from October 1, 2018 through September 30, 2019.

Physician County	Low-THC Cannabis Number of Certifications	Number of Orders with Suppository	AVG Daily Dose (mg)	Medical Marijuana Number of Certifications	Number of Orders with Suppository	AVG Daily Dose (mg)
STATEWIDE	6,802	18,207	1,519	8,768	22,845	223
MARTINOFF, RICHARD						
MASSE, NICOLA	<5	<5	100	<5	5	160
MATE, LASZLO						
MATEZ, MITCHELL						
MATILSKY, MERNA KAREN	5	14	56	7	18	63
MCCORMICK, MARK						
MEISELMAN, HOWARD						
MENDELOW, GARY				<5	9	82
MERSON, MARCIE						
MEWAR, SEETAL						
MILLER, ADRIENE						
MONTALVAN, JORGE						
MONTOYA, JACQUELINE						
MOORE, CELINA						
MORAES, BRIAN	<5	<5	120	<5	<5	120
MORGAN, ANNE	<5	<5	124	6	12	161
NAM, PEDRO						
NIR, ITZHAK						
NOBLE, ANJALI						
OLIN, MICHAEL						
ORELUS, EMMANUEL						
PARIKH, NAVAL						
PARIS, MARK						
PARRILLA ROSARIO, EDWIN						
PESSAH, ARYEH						
PICKHOLTZ, DOV				<5	<5	15
PROVOST, TYLER						
QUINONEZ, GERARDO						
RAJAMANICKAM, SURESH						
RAKOFSKY, JONATHAN				<5	<5	400
RAMIREZ, ANGELICA						
RATHBUN, KATHLEEN				<5	<5	40
ROBERTS, EVANS						
RODELL, SUSAN						
ROSENBLATT, MELANIE						
ROSSELLI, MATTEO						
ROWLAND, WILLIAM						
RUBIN, STUART						
RYMER, WILLIAM				6	14	107
SABIDO, MICHAEL				<5	<5	60
SADOW, SAMUEL						
SANCHEZ, PEDRO						
SCHNEIDER, ROBERT						
SCHOLLE, JANET						
SCHWARTZ, PAUL						
SCHWARZ, HAROLD						
SEIDELMAN, RICHARD						
SEMEL, LEWIS						
SEVERSON, KAREN						
SHARMA, SHEKHAR						
SHESTACK, ADAM						
SIDDIQUI, SAMUEL	7	11	64	7	9	80

Table 14. Individual Physician Average Daily Dose for Orders of Low-THC Cannabis and Medical Marijuana by Suppository Route from October 1, 2018 through September 30, 2019.

Physician County	Low-THC Cannabis Number of Certifications	Number of Orders with Suppository	AVG Daily Dose (mg)	Medical Marijuana Number of Certifications	Number of Orders with Suppository	AVG Daily Dose (mg)
STATEWIDE	6,802	18,207	1,519	8,768	22,845	223
SILVER, STEPHEN						
SILVERMAN, JOEL						
SILVERS, DAVID						
SINCLAIR, MICHAEL	<5	8	109	6	10	109
SINGER, MELISSA	15	35	160	15	35	160
SLOTNICK, DAVID						
SPECTOR, STEVE				<5	<5	100
SPIRAZZA, CARL						
STEIN, JEFFREY	6	8	84	8	11	87
STRATT, BRUCE						
STRONG, DAVID						
SZEINFELD, MARCOS						
TAMBINI, PAMELA						
TARIQ, AMBREEN	19	43	347	23	57	316
TAUBMAN, RANDALL						
TAYLOR, ALEXANDRA						
TEMER, ANYA	32	90	103	209	441	86
TENDLER, ARON				<5	<5	15
TUMMINIA, LOUIS						
VIZCAINO, VANESSA						
WARSHAW, IRA	<5	<5	5	<5	<5	5
WEINSTEIN, LAWRENCE						
WHELIHAN, MAUREEN				<5	<5	20
WISHNOV, BRUCE						
WOLEK, EMILY	8	24	185	8	24	219
WOYOME, STEPHEN						
YEE, GARVIN						
ZAWADZKI, EDWARD						
ZEMLIN, RICHARD						
ZOPO, ALEX						
Pasco	937	2,598	199	941	2,606	199
ALFORD MERCIER, CHARLENE						
ANDRONICO, KENNETH				<5	<5	125
BAILEY, TIMOTHY	<5	<5	200	<5	<5	200
CANDELORA, PETER				<5	6	45
CONDON, JAMES						
DE LA GARZA, MIGUEL						
FERREIRA, ROBERT	<5	8	135	<5	8	155
FIETSAM, ROBERT						
FORMAN, MITCHELL						
HASHIM, MARK	916	2,556	201	917	2,557	201
HAYNES, ERIC						
HERSON, DAVID						
HIGGINS, CYNTHIA						
KARAGIOZIS, MICHAEL						
LOGUIDICE, MICHAEL	<5	<5	50	<5	<5	50
MA, LI						
MARKUS, PETER						
PANGANIBAN, RUDOLFO						
PARILO, KARINA						
PATEL, TANMAY	9	21	76	9	21	84
RADICE, PETER						

Table 14. Individual Physician Average Daily Dose for Orders of Low-THC Cannabis and Medical Marijuana by Suppository Route from October 1, 2018 through September 30, 2019.

Physician County	Low-THC Cannabis Number of Certifications	Number of Orders with Suppository	AVG Daily Dose (mg)	Medical Marijuana Number of Certifications	Number of Orders with Suppository	AVG Daily Dose (mg)
STATEWIDE	6,802	18,207	1,519	8,768	22,845	223
RAMIREZ, EDGAR						
RUIZ, ESTEBAN	<5	<5	50	<5	<5	50
SYED, ASMA						
VIEIRA, LEONARDO	<5	5	100	<5	5	140
Pinellas	407	1,155	182	1,277	3,698	126
ABDOOL, SHEREZA						
AGIN, BRENT						
ANDERSON, KATHY						
ANDRIOLA, MICHAEL						
ASARE, KINGSLEY						
AVERY, LISA	110	309	199	113	314	198
BALDIZZI, ANTHONY						
BECKER, DAVID						
BEYER, JOEY	<5	12	63	<5	12	63
BOTTARO, NICHOLAS				<5	5	200
BOWMAN, STEVEN				<5	<5	30
BROWN, LORA	8	21	155	8	20	153
BROWNE-KING, ESTHER						
BRUNO, MICHAEL						
BRUNSON, ADAM						
BUNCH, JENNIFER	5	15	64	5	15	88
CABELLO, DANIEL						
CAMPANILE, RICHARD	<5	8	144	6	15	120
CANTON, LARRY						
CAPPIELLO, GERARD						
CARVALLO, EDWARD	<5	<5	150	<5	<5	150
CHEESMAN, DAVID						
CHIARELLO, NANCY	<5	<5	100	<5	<5	100
CHIPMAN, HOWARD				<5	<5	95
CHUNG, CHARLES	<5	8	163	<5	8	163
CORZO, HECTOR						
CROWLEY, EMILY	36	106	194	36	106	194
DECOSMO, JOHN						
DELUCIA, EUGENE	<5	<5	267	<5	<5	267
DEUTSCHER, EDWARD						
DEVRIES, BENJAMIN						
DIDONNA, MICHAEL						
DRYER, JOSEPH				10	23	61
ELLIS, NATALIE	5	15	140	5	15	140
FINE, STEVEN						
GARCIA-LEYVA, GISELA						
GILROY, PATRICIA						
GOLDSTEIN, GARY						
GROSSGOLD, ANDREAS						
HAYNES, SHERYL						
HORNER, TAMI						
HOSSAIN, IMTIAZ						
KAMAJIAN, GEORGE				<5	<5	75
KAUZLARICH, JOHN						
KHALAF, MOHAMED ABDEL						
KHAN, ABRAHAM	<5	<5	100	<5	<5	100
KHOUSAKOUN, SOMPHANH						

Table 14. Individual Physician Average Daily Dose for Orders of Low-THC Cannabis and Medical Marijuana by Suppository Route from October 1, 2018 through September 30, 2019.

Physician County	Low-THC Cannabis Number of Certifications	Number of Orders with Suppository	AVG Daily Dose (mg)	Medical Marijuana Number of Certifications	Number of Orders with Suppository	AVG Daily Dose (mg)
STATEWIDE	6,802	18,207	1,519	8,768	22,845	223
KOTAK, TANUJA						
LANDAU, IRWIN						
LANDRY, ABNER						
LEIMBACHER, JEFFREY	<5	<5	100	<5	<5	100
LESLIE, FRED	<5	<5	44	7	14	44
LEVINE, BRETT				7	15	25
LIBREROS-CUPIDO, JAIRO						
LIN, JENG						
MAINOR, HENRY						
MARGOLIN, JERRY	<5	6	165	<5	6	165
MAZA, RICHARD						
MEADOWS, WILLIAM				10	28	306
MONROE, KAREN	<5	<5	60	<5	<5	35
MONSON, ANTONIO	14	41	75	13	39	71
MURRAY, MICHAEL						
NIELSEN, JAMES	108	324	200	112	327	200
NUTINSKY, CHARLES	<5	<5	100	<5	<5	100
OLSZEWSKA, PAULINA						
OSTRZENSKA, KATARZYNA						
PALANCA, EDUARDO						
PHILLIPS, BRANDI						
POLLAN, ALINA						
POLLOCK, DIANA						
RIKER, SYLVAN						
RINDE, JOHN						
ROBINSON, STACEY	<5	<5	40	<5	<5	40
RODRIGUEZ, KATHERINE						
ROPHIE, RALPH	15	39	77	830	2,466	98
ROSEWATER, STANLEY						
ROSIN, JOSEPH						
ROTHMAN, JACK	8	24	131	8	24	131
SALCEDO, STEPHEN						
SAMUELSON, HEATHER						
SANKOORIKAL, ANTONY						
SCHNEIDER, JEAN-RAPHAEL				<5	<5	40
SCHOW, DENISE	6	16	198	7	19	198
SCHOW, DOUGLAS	8	24	200	8	24	200
SHAH, SADHANA						
SHAPIRO, DAVID						
SINAIKIN, PHILLIP	<5	<5	200	<5	<5	200
SIRNA, ELIZABETH						
SPRINGS, JULIA	13	37	196	15	41	201
STOICI, ROXANA	<5	<5	150	<5	<5	150
STRIKOWSKY, STUART						
SUBRAMANIAN, VALLI						
SZABO, BRIAN	5	13	188	<5	8	200
TAHIRAJ, GENTI						
TALATI, AMAR	<5	<5	233	5	7	131
TAYLOR, MARC						
TEEKELL-TAYLOR, LEAH	<5	<5	200	<5	<5	200
TEYTELBAUM, RENATA	<5	<5	60	<5	<5	56
THOMAS, MARI	<5	10	200	<5	13	200

Table 14. Individual Physician Average Daily Dose for Orders of Low-THC Cannabis and Medical Marijuana by Suppository Route from October 1, 2018 through September 30, 2019.

Physician County	Low-THC Cannabis Number of Certifications	Number of Orders with Suppository	AVG Daily Dose (mg)	Medical Marijuana Number of Certifications	Number of Orders with Suppository	AVG Daily Dose (mg)
STATEWIDE	6,802	18,207	1,519	8,768	22,845	223
VAN BENSCHOTEN, CHRISTOPHER	16	48	253	18	52	246
VERMA, DEEPA						
WALLACE, ROBERT						
WESTON, KHALILAH						
YCAZA, LUIS	15	36	158	13	36	154
ZHENG-SMITH, WENTING						
Polk	422	1,123	50	393	1,031	97
AHLUWALIA, PRAMJEET						
ALVARADO, RONY						
BOLARAM, JAYANTH						
HUANG, CHARLES						
ISSAR, JEETENDRA						
ISSAR, REKHA						
JORGE, JAIME						
KALAN, SHIVAM						
KAUFMAN, SETH						
KHAN, AFTAB						
LOUISVILLE, TOMMY						
MIRANDA, FERNANDO						
MONDELLO, CHRISTOPHER	419	1,119	49	378	1,009	96
MOORE, JAMES						
NAVARRO, RICARDO				<5	6	95
OKAFOR, CHUKWUKA						
ROBINSON-FARAH, GRAHAM	<5	<5	100	10	13	96
RUBENSTEIN, LISA						
SAYLOR, JASON						
SCHWARTZ, JEFFREY	<5	<5	300	<5	<5	267
SMITH, WANDA						
TORRES, BENITO						
VERNIER, ERIC						
Putnam						
PENDRAK, ROBERT						
Santa Rosa	36	52	279	36	52	279
BARBER, LAURA	<5	<5	200	<5	<5	200
BROWN, RACHEL						
CABREROS, FLORA LORNA						
GARG, PURUSHOTTAM						
HUDSON, JANICE						
IGLEBURGER, JAMES						
SHARP, ELAINE	33	45	300	33	45	300
VIGLIONE, DEBORAH	<5	<5	100	<5	<5	100
Sarasota	253	724	30,983	261	732	276
ANGELASTRO, NICHOLAS						
ARISTIMUNO, JOAQUIN						
ARNE, ELMER						
AUNG-DIN, RONALD	<5	<5	267	<5	<5	250
BENZING, PEGGY	60	179	200	61	182	200
CHEN, WELLINGTON						
COLE, WILLIAM						
DE LOACH, VICTOR	68	178	479	67	175	479
DIENER, HOWARD						
ELSBREE, SCOTT	<5	9	200	<5	9	200

Table 14. Individual Physician Average Daily Dose for Orders of Low-THC Cannabis and Medical Marijuana by Suppository Route from October 1, 2018 through September 30, 2019.

Physician County	Low-THC Cannabis Number of Certifications	Number of Orders with Suppository	AVG Daily Dose (mg)	Medical Marijuana Number of Certifications	Number of Orders with Suppository	AVG Daily Dose (mg)
STATEWIDE	6,802	18,207	1,519	8,768	22,845	223
ERB, DONALD	<5	<5	83	<5	<5	80
FARAG, NAGY	<5	<5	200	<5	<5	200
FERNANDEZ, PETER						
GAUDIEL, REMO	38	114	205	38	114	205
GERMAIN, JACQUELINE	<5	<5	200	<5	<5	200
GORDON, BARRY	18	52	427,562	21	57	290
GRUBBS, GERALD						
GUPTA, VIRIND						
HALIM, TARIQ						
HARRIS, JUSTIN						
HARVEY, FRED				<5	<5	400
HENSON, KENNETH						
HOFFMEISTER, TIMOTHY	13	39	300	11	31	269
HUME, DANIEL						
IZMIRLIAN, DOROTHY				<5	<5	400
KALNOKY, ACHILLES	<5	<5	210	<5	<5	210
KUNSTMAN, HEIDI	5	15	400	5	15	400
LEXOW, STEPHEN						
MAMUS, STEVEN						
MARA, ROBERT	<5	<5	100	<5	<5	50
MASON, CLAUDE						
MAURIELLO, JOHN						
MERRITT, LISA						
PATEL, GIRISH	<5	11	64	5	14	53
PFÄHLER, KENNETH	26	78	200	26	78	200
SIMOVITZ, RICKY						
STEIN, DANIEL	11	31	501	12	32	160
TAYLOR, JANET						
THORNLEY, VIRGINIA						
TRAVNICEK, PETRA						
VASS, SUZANNA						
WOLPMANN, MICHAEL				<5	<5	200
ZALKIN, ADALINE	<5	<5	120	<5	<5	120
Seminole	497	1,486	199	508	1,500	199
ALONSO, KENNETH						
BALDWIN, ALICIA						
BRINSON, ASHTON				<5	<5	100
BRUNO, PATRICIO						
BURROWES, ADRIAN						
CANNIZZARO, JOSEPH						
CEDENO, JOSE	<5	<5	245	<5	5	193
CHANLATTE-ITHIER, MARINO	486	1,454	200	486	1,454	200
FLETCHER, BRANDON	5	14	135	8	19	168
HOFFEN, BRUCE						
MACISAAC, KATHLEEN						
MILTENBERGER, CHESTER				<5	<5	200
MORALES, ALLAMM						
NAGALAPADI, VENKATESH						
OH, GREGORY						
RICHARDSON-PRICE, MARLA	<5	<5	100	<5	<5	100
SCHLAPPER, BRENT				<5	5	104
SEIFERT, WALTER						

Table 14. Individual Physician Average Daily Dose for Orders of Low-THC Cannabis and Medical Marijuana by Suppository Route from October 1, 2018 through September 30, 2019.

Physician County	Low-THC Cannabis Number of Certifications	Number of Orders with Suppository	AVG Daily Dose (mg)	Medical Marijuana Number of Certifications	Number of Orders with Suppository	AVG Daily Dose (mg)
STATEWIDE	6,802	18,207	1,519	8,768	22,845	223
SELSKY, CLIFFORD						
ZELIKOVSKY, SHIRLEY	<5	12	163	<5	12	163
St. Johns	17	44	162	21	53	141
CARTWRIGHT, JOSEPH						
CORNEAL, SCOTT						
COVINGTON, DONALD						
ECKERT, ROBERT	10	28	143	9	25	144
ELKINS, ROBERT				<5	<5	100
FREIDENSTEIN, JAMES				<5	<5	40
GIBSON, GREGORY						
GRIFFIN, RYAN						
HENRY, JOSHUA	<5	<5	134	<5	<5	134
LONG, ADRIAN	<5	12	225	<5	12	225
MODEL, DMITRIY	<5	<5	40	<5	5	20
SOLEYMANI, SAMAN						
TOCHTENHAGEN, CHLOE						
St. Lucie	516	1,504	153	534	1,534	171
BALL, ADAM						
BLUM, MICHAEL						
CHING, PEGGY	<5	<5	110	5	8	139
CONIDI, FRANCIS						
DAMERON, DANA						
ELLIOTT, PAUL						
ESCOBAR, JUAN						
EUGENE, JEAN-MARIE	11	26	300	13	30	300
FERNANDEZ MIRO, ULISES						
GLENER, DAVID						
HILL, JAMES	14	33	78	13	32	96
HOPPE, LEIGH						
IANNOTTI, NICHOLAS	<5	<5	225	<5	7	214
KAUFFMAN, DEBORAH						
LAMPARD, WILLIAM						
MCCAIN, JESSICA	476	1,416	150	482	1,426	167
PORRAS POLO, ERNESTO						
POTO, ANTONIO						
RINCON, GEORGE	<5	<5	80	<5	<5	80
ROSEN, SETH	<5	<5	200	<5	<5	200
SCHMIDT, PAUL						
SIGMAN, TIMOTHY	7	15	305	13	24	331
SWANSON, PAUL	<5	<5	300	<5	<5	300
SWARTZ, SIDNEY						
WERTHEIM, MICHAEL						
YECKES RODIN, HEATHER	<5	<5	300	<5	<5	250
ZELINKA, MAUREEN						
Sumter	19	42	405	43	87	167
BELL, MARGARET						
BISBY, SHERI						
CASTALDO, JOHN						
DSTTEFFANO, DANIEL						
ECKLIND, JERROLD	<5	<5	100	<5	<5	100
HANNUM, ROBERT	17	39	428	41	84	169
OLLIVIERRE, CARL						

Table 14. Individual Physician Average Daily Dose for Orders of Low-THC Cannabis and Medical Marijuana by Suppository Route from October 1, 2018 through September 30, 2019.

Physician County	Low-THC Cannabis Number of Certifications	Number of Orders with Suppository	AVG Daily Dose (mg)	Medical Marijuana Number of Certifications	Number of Orders with Suppository	AVG Daily Dose (mg)
STATEWIDE	6,802	18,207	1,519	8,768	22,845	223
RAMIREZ, GERARDO						
SERRA, HIGINIO						
Suwannee						
MOORE, EDWIN						
Volusia	787	2,315	335	793	2,323	261
BENEZETTE, ALYN	<5	<5	200	<5	10	290
BENTLEY, JAMES	68	168	1,504	66	161	394
BERNARD, JOHNNY	699	2,093	245	698	2,090	245
BOHANNON, JOHN						
BRADY, WILLIAM						
CHANMUGAM, JAY						
CHEWNING, JOHN						
COLLAZO, SYLVIA						
CORAK, JEFFREY						
CROUCH, EUGENE						
DUREN, LAURA						
ESMAIL-RAWJI, ADAM						
FELDMAN, ANDREW						
GAREWAL, MANDEEP						
HALL, PAULA				<5	<5	20
HANFLINK, NATHAN	<5	12	100	6	15	100
JACKSON, ALLEN						
JEPMA, JOHN						
KENDRICK, MARK						
KENT, ROBERT				<5	<5	80
KONICEK, ONNA						
MIRABELLI, JORGE				<5	<5	20
NAIR, SANTOSH						
OLUSEGUN, TINUADE	<5	12	200	<5	12	200
ONYEMA, JUDEPATRICKS						
PARADIS, KRISTYNA						
PARNELL, JOHN						
PICCHIELLO, ANTHONY						
POTTER, WILLIE						
POTTS, RICHARD						
RYAN, LORRAINE						
SCHEFSKY, HARVEY						
SCOTT, CLARENCE	<5	<5	2,400	<5	<5	6,400
SHEMIRANEI, SAIED	6	17	72	7	18	75
SPENCER, ROGER	<5	6	300	<5	6	300
TIKKU, DEEPAK						
TRAPANI, VICENTE	<5	<5	200			
VAN DIEPEN, PATRICIA	<5	<5	200	<5	<5	200
VINTIMILLA, MARIA						
VISVALINGAM, BHANU						
WATRY, STEVEN						
WULFF, KRISTIN						
YEE, JOHN						
Walton	17	39	119	17	39	123
ASENCIO, BRENDA LIZ	7	21	121	8	22	120
BLOUNT, CALVIN	<5	6	92	<5	5	100
CHERN, RICHARD						

Table 14. Individual Physician Average Daily Dose for Orders of Low-THC Cannabis and Medical Marijuana by Suppository Route from October 1, 2018 through September 30, 2019.

Physician County	Low-THC Cannabis Number of Certifications	Number of Orders with Suppository	AVG Daily Dose (mg)	Medical Marijuana Number of Certifications	Number of Orders with Suppository	AVG Daily Dose (mg)
STATEWIDE	6,802	18,207	1,519	8,768	22,845	223
CLARK, LISA						
FAWAZ, FAWZI						
HIGHT, PERRY	<5	<5	188	<5	5	190
JOHN, THOMAS	<5	<5	100	<5	<5	100
JOHNSON, STEPHANIE	<5	<5	100	<5	<5	100
PICHARDO, NELSON						
PUGLIA, JACQUELYN						
Washington						
LAPUZ, LAURO						
Not Practicing				<5	<5	500
BERK, STUART						
HAMMESFAHR, WILLIAM						
REICH, NORBERT						
SCHULMAN, ROBERT				<5	<5	500
Out of State	11	33	255	14	39	187
CAMPBELL, JAMES						
CAPUANO, MATTHEW						
COLE, SHOLA	<5	9	167	5	15	86
GELFAND, PETER						
LAKIN, RYAN						
LEVITT, DAVID						
MAAROUF, JOHN				<5	<5	80
RENO, LETICIA				<5	<5	150
ROSS, HARRIS						
TOLENTINO, JACLYN						
TRONSHAW-GETTINGS, NAPATIA						
UPHUES, MICHAEL						
VREDENBURGH, JESSE						
WARD, GREGORY						
WOLFF, RICHARD	8	24	288	7	21	271
YARD, LAURA						

Table 15. State and County Average Daily Dose for Orders of Low-THC Cannabis and Medical Marijuana by Topical Route from October 1, 2018 through September 30, 2019.

Physician County	Low-THC Cannabis Number of Certifications	Number of Orders with Topical	AVG Daily Dose (mg)	Medical Marijuana Number of Certifications	Number of Orders with Topical	AVG Daily Dose (mg)
STATEWIDE	258,286	702,422	707	320,008	852,108	598
Alachua	1,526	4,328	210	2,556	6,481	166
Bay	5,866	17,290	65	5,922	17,409	64
Bradford	24	56	154	32	76	104
Brevard	1,466	3,877	180	3,062	7,227	148
Broward	12,733	35,249	286	16,761	44,525	270
Charlotte	3,040	8,537	131	4,118	11,632	115
Citrus	1,689	4,017	171	1,919	4,552	173
Clay	1,999	4,740	102	2,259	5,154	103
Collier	4,181	10,746	172	4,746	12,115	174
Columbia	<5	<5	100	26	36	161
Duval	12,465	34,640	165	13,160	36,035	164
Escambia	8,008	22,822	129	8,616	24,219	120
Flagler	395	1,070	391	858	2,091	384
Franklin						
Hernando	3,073	7,841	183	3,259	8,179	181
Highlands	173	366	197	431	785	200
Hillsborough	23,612	65,386	163	27,456	75,849	177
Indian River	1,829	4,909	160	2,861	7,351	274
Jackson	<5	5	218	<5	<5	85
Jefferson	2,490	7,450	198	2,491	7,437	197
Lafayette	85	255	188	72	216	197
Lake	1,711	4,585	224	1,991	5,150	216
Lee	20,228	55,872	211	27,086	75,068	152
Leon	11,513	34,159	139	11,593	34,276	139
Levy	5	10	88	11	27	90
Manatee	2,171	5,591	240	2,578	6,493	159

Table 15. State and County Average Daily Dose for Orders of Low-THC Cannabis and Medical Marijuana by Topical Route from October 1, 2018 through September 30, 2019.

Physician County	Low-THC Cannabis Number of Certifications	Number of Orders with Topical	AVG Daily Dose (mg)	Medical Marijuana Number of Certifications	Number of Orders with Topical	AVG Daily Dose (mg)
STATEWIDE	258,286	702,422	707	320,008	852,108	598
Marion	1,984	5,164	210	2,892	7,624	209
Martin	2,470	5,763	138	4,100	9,663	195
Miami-Dade	12,238	29,094	13,127	18,160	41,578	9,016
Monroe	449	1,236	98	946	2,251	87
Nassau	708	1,583	72	711	1,587	73
Okaloosa	2,156	5,015	126	3,435	7,978	124
Okeechobee	<5	6	67	14	22	54
Orange	7,687	18,308	234	11,652	26,266	222
Osceola	2,860	7,282	609	2,934	7,460	598
Palm Beach	11,506	29,634	163	22,112	56,250	184
Pasco	6,083	15,104	141	6,731	16,775	262
Pinellas	36,652	103,501	90	39,908	111,660	93
Polk	1,921	4,978	149	2,227	5,511	162
Putnam	9	14	117	9	13	120
Santa Rosa	755	2,080	153	767	2,098	153
Sarasota	21,524	59,344	246	22,596	62,457	187
Seminole	3,915	10,967	108	5,563	15,055	116
St. Johns	1,792	5,041	68	3,438	8,771	90
St. Lucie	3,641	9,282	141	5,255	13,444	147
Sumter	1,019	2,707	168	2,719	7,562	346
Suwannee	10	23	1,270	96	260	944
Volusia	10,216	28,800	168	11,105	30,902	147
Walton	3,669	10,468	97	3,844	10,825	97
Washington	7	13	100	27	47	119
Not Practicing	2,217	5,962	203	2,217	5,958	102
Out of State	2,506	7,249	173	2,684	7,704	166

Table 16. Individual Physician Average Daily Dose for Orders of Low-THC Cannabis and Medical Marijuana by Topical Route from October 1, 2018 through September 30, 2019.

Physician County	Low-THC Cannabis Number of Certifications	Number of Orders with Topical	AVG Daily Dose (mg)	Medical Marijuana Number of Certifications	Number of Orders with Topical	AVG Daily Dose (mg)
STATEWIDE	258,286	702,422	707	320,008	852,108	598
Alachua	1,526	4,328	210	2,556	6,481	166
DAVIS, JUSTIN	281	756	56	733	1,959	61
GUNN, KATHRYNE	398	1,188	461	420	1,255	477
JANES, DONALD	7	21	76	12	36	100
MALIK, ALEEM	546	1,619	132	547	1,611	132
ODOCHA, INNOCENT	<5	<5	30	26	26	43
RAINS, CAROLINE	80	182	82	89	221	99
STEWART, BRENT	52	80	34	569	897	30
WEINSTEIN, ALAN	161	481	183	160	476	184
Bay	5,866	17,290	65	5,922	17,409	64
BARRIO, GEORGE	753	2,239	101	753	2,236	101
DERKAZ, JEROLD	2,138	6,402	50	2,138	6,404	50
EDWARDS, WILSON	6	14	80	35	70	77
FICHTER, LEONARD	344	1,028	145	344	1,028	145
HAMMAD, MUSTAFA	14	42	100	14	41	100
MOLINARI, VINCENT	30	72	130	30	72	131
MONASTERO, JOSEPH	2,391	7,155	50	2,390	7,150	50
MULLIS, STEVEN				<5	8	113
NAZIR, KHURRAM	<5	6	100	26	63	95
REED, MYRA	14	33	98	15	34	96
SHAABAN, MUHAMMAD	6	18	100	6	18	100
TEDTAOTAO, MARIA	59	122	298	60	127	137
ULLMANN, M						
ZABIH, ISMAIL	107	159	99	107	158	99
Bradford	24	56	154	32	76	104
DECERCE, JOHN	24	56	154	32	76	104
Brevard	1,466	3,877	180	3,062	7,227	148
ARORA, SIDDHARTH	<5	5	144	5	11	135
CAPRARO, FRANCES	9	11	25	7	9	25
CHANDRA, SUMEET	9	19	1,621	69	147	899
CROWLEY, SEAN	<5	<5	800	<5	<5	593
DOMINGUEZ, DAVID	10	10	31	34	41	67
FILIBERTO, FRANK	281	804	200	418	1,169	203
HUNTON, REBECCA	<5	<5	30	<5	<5	129
IRELAND, BRIAN	58	124	180	156	299	199
JAFFE, TODD	<5	<5	20	7	13	40
LEBRON SANCHEZ, JUAN						
LESSER, MICHAEL	9	15	63	16	34	82
LORENTE, MIGUEL				<5	<5	34
MADLENER, JOHN	60	134	58	68	160	58
MAZO, JOSSE	20	29	43	442	852	33
MCTAMMANY, MARK	<5	<5	3,500	<5	<5	3,500
MILEY, JANET	23	62	122	312	634	64
NAMBA, MICHAEL	<5	<5	200	<5	<5	200
NIELSEN, RICHARD	806	2,244	187	840	2,343	186
RADU, MIOARA	5	9	53	19	33	46
RAGSDALE, VERNICE	23	41	79	384	783	60
ROJAS, JOSE						
SANTIAGO, JUAN						
SKADEN, JIBRIL	12	22	68	9	17	66
SORIANO, VICTOR						
TA, LAN				<5	<5	150

Table 16. Individual Physician Average Daily Dose for Orders of Low-THC Cannabis and Medical Marijuana by Topical Route from October 1, 2018 through September 30, 2019.

Physician County	Low-THC Cannabis Number of Certifications	Number of Orders with Topical	AVG Daily Dose (mg)	Medical Marijuana Number of Certifications	Number of Orders with Topical	AVG Daily Dose (mg)
STATEWIDE	258,286	702,422	707	320,008	852,108	598
WOLFINGTON, MICHAEL						
WOODARD, DANIEL	6	16	100	16	37	99
ZIPPER, KIM	127	320	81	249	627	86
Broward	12,733	35,249	286	16,761	44,525	270
ALHOMSI, ABED	<5	<5	60			
ALSHON, JOSEPH	11	16	90	108	173	58
AMADI, HEPSHARAT	72	176	312	123	309	253
ANSCHUETZ, DANNELL	11	32	96	24	68	219
ARAIZA, JOSEPH				7	7	22
BAEZ, JAVIER	6	16	116	19	55	109
BARRERAS, LUIS						
BARRON, EARL						
BARRON, HOWARD	<5	7	39	10	25	75
BERMAN, ROBERT				<5	<5	80
BORISIAK, TATYANA	9	16	75			
BRANDWEIN, GARY				<5	<5	50
BRETAL, ANDREA	10	30	200	10	30	200
BRIONES, LUIS	21	40	88	22	41	88
BUSH, DARIN	<5	<5	1,500	5	9	1,444
CHAPLIK, IGOR						
CHISTY, KHAJA	13	19	223	61	87	200
COHEN, MITCHELL						
COLAK, KAYA						
CONCILIO, IAN						
COUPET, SIDNEY	<5	<5	24	<5	<5	120
DARCY, SEAN	90	173	43	555	1,119	43
DAVIDSON, MYRON	10	10	200	10	10	200
DIAB, KHALED						
DONOWAY, ROBERT						
EVANS, LILLIAN	419	1,012	4,739	418	1,008	4,752
EXELBERT, ERIC	10	19	347	13	25	298
FERNANDEZ SABATER, ALBERTO						
FERNANDEZ, VANIA	<5	<5	20	<5	8	63
FERNANDEZ, WIFREDO				<5	<5	60
FIELDS, ALLAN	9	10	110	9	10	110
FINK, DAVID	31	82	199	53	141	197
FRANK, JAMES	138	322	288	311	661	495
GARCIA, BERNARD	34	45	26	41	53	38
GARDERE, SERGE-HENRI						
GATES, E JASON						
GELBARD, STEVEN	427	1,098	194	854	2,150	176
GITTMAN, ALLAN	8	10	106	9	14	141
GIUFFRIDA, ANTHONY				<5	6	45
GOLDBERG, ANDREW	<5	<5	200	10	16	45
GOLDBERG, TODD				<5	<5	50
GOLDMAN, JASON	<5	<5	143	5	6	99
GUTIERREZ, ALVIN				8	13	26
HALL, ANTHONY	59	104	61	82	151	63
HARAKE, ALI				<5	<5	20
HARMAN, LEONARD	<5	<5	1,800	<5	<5	975
HARRELL, JON						
HEYWOOD, KENDRICK	20	56	30	36	94	27

Table 16. Individual Physician Average Daily Dose for Orders of Low-THC Cannabis and Medical Marijuana by Topical Route from October 1, 2018 through September 30, 2019.

Physician County	Low-THC Cannabis Number of Certifications	Number of Orders with Topical	AVG Daily Dose (mg)	Medical Marijuana Number of Certifications	Number of Orders with Topical	AVG Daily Dose (mg)
STATEWIDE	258,286	702,422	707	320,008	852,108	598
IRIZARRY-ROMAN, MOISES	<5	6	63	<5	7	70
ISLAM, ZAMIL	20	60	100	80	227	102
JACKSON, ROOSEVELT	<5	<5	63	41	68	82
JARVIS, VINCENT	345	872	243	437	1,068	220
JAYSON, MAURY	18	42	89	39	95	92
JOHN, JONES				6	16	110
KALIRAO, PARAMJIT						
KATANICK, CINDY	7	14	504	19	45	501
KELLER, NATHANIEL	<5	<5	25	17	17	20
KHAN, HUMAIRA						
KHANI, HOWARD				<5	<5	150
KING, DEREK	385	1,018	289	526	1,367	357
KIRSCHBAUM, NEIL	7	17	74	19	45	59
KOTTURAN, PAULSON	5	13	2,577	48	133	5,622
KOWALSKI, IAN						
KRICHMAR, PERRY				<5	<5	7
KUPPINGER, JORDAN	<5	<5	50	<5	<5	50
LACROSS, CHRISTOPHER				<5	<5	100
LEE, MARAH						
LENCHIG, SERGIO	15	33	82	25	54	67
LEVY, CARLOS	275	822	51	275	822	51
LIEBERMAN, DONALD	<5	<5	200	<5	<5	250
MARRERO, GABRIEL	<5	<5	40	<5	<5	80
MARSH, VICKY						
MAY, MARTIN				<5	<5	180
MCCLEAN, JACOB				39	60	120
MCKENZIE, MICHAEL	70	202	150	191	438	154
MILNE, JAMES	21	29	100	68	94	96
MIRZA, KHURRAM						
MISHKIN, DAVID				<5	<5	40
MURPHY, DEREK	919	2,347	146	1,253	3,315	128
NAWABI, NASEH	<5	<5	125	8	12	137
NERETTE, JEAN-CLAUDE				<5	<5	35
ODELL, ROBERT	<5	<5	15	<5	<5	20
PANDYA, KAYLESH	33	86	312	35	86	234
PARDELL, HERBERT				<5	<5	77
PARZYNSKI, PAMELA	283	786	112	1,030	3,043	80
PEARLBERG, KENNETH				<5	<5	40
PINKSTON, JAMES	708	1,941	135	782	2,159	134
POHLMAN, DANE	40	59	60	60	91	64
PROPIS, MELVIN	<5	<5	68	47	61	75
PULLER, CARRIE ELLEN	<5	<5	48	5	9	102
REYES, RENE	77	223	88	79	232	90
RIVERA MENDEZ, JOSE	10	29	65	7	20	113
RIVERA-HIDALGO, ZORAIDA	<5	<5	750	<5	<5	30
ROBAINA-GONZALEZ, LUIS	<5	<5	100	6	16	98
ROBINSON, KEITH	<5	<5	450			
RODRIGUEZ, FRANK	55	96	331	115	239	284
RODRIGUEZ, PAUL	19	19	100	23	23	126
ROSE, JOHN	144	422	50	144	421	51
SACHS, RACHEL				<5	5	150
SADDLER, SHAWNETTE	17	31	48	190	436	72

Table 16. Individual Physician Average Daily Dose for Orders of Low-THC Cannabis and Medical Marijuana by Topical Route from October 1, 2018 through September 30, 2019.

Physician County	Low-THC Cannabis Number of Certifications	Number of Orders with Topical	AVG Daily Dose (mg)	Medical Marijuana Number of Certifications	Number of Orders with Topical	AVG Daily Dose (mg)
STATEWIDE	258,286	702,422	707	320,008	852,108	598
SAFF, GARY	14	19	56	315	384	45
SEIFAN, ALON	12	18	302	22	37	348
SHAWN, LESLIE	<5	5	60	23	36	60
SHERMAN, F.						
SILVA, BRIDGET	5	15	200	5	15	200
SILVA, RICHARD	<5	5	72	<5	<5	30
SINGH, ALKA						
SLAVIN, HERBERT	6	13	83	16	27	69
SMITH, DOUGLAS				<5	6	62
SO FAT, ATUL				<5	<5	60
SOFF, MATTHEW	15	21	144	29	32	131
SOMMERS, ANDREA	65	97	89	64	96	93
STEINBERG, JEFF	<5	<5	60			
STEINER, DAVID						
TADROS, WAGDY						
TIRMAL, VIVEK	1,662	4,944	57	1,705	5,037	59
TOMCHIK, ROBERT						
TROBMAN, MAYER	<5	<5	200			
UDELL, BRIAN						
VICE, MARVIN	4,742	14,059	169	4,779	14,177	170
VRABLE, ALLAN						
WARD JR., WILLIAM				<5	<5	40
WEINER, DOUGLAS	5	8	54	7	13	59
WEISMAN, PAUL	1,226	3,436	205	1,224	3,420	204
WEISS, CAROLINA				5	11	20
WILLIAMS, KAREN	<5	<5	15	<5	<5	13
WOLF ROSENBERG, AVA	41	71	110	39	68	111
WONG, SIMON						
YELVERTON, CHERYL						
ZANNIS, JASON	7	19	65	44	73	70
ZELLER, DONALD	<5	9	200	<5	9	200
ZITON, LAURA	<5	<5	50	14	26	174
Charlotte	3,040	8,537	131	4,118	11,632	115
BORDY, PASCAL				<5	<5	39
CAPOTE, NATALIA				10	15	135
DRATLER, STANLEY						
GARCIA, GERARDO	<5	<5	100	<5	<5	100
GARCIA, JOSE	27	77	179	28	78	179
GREENE, TUCKER	1,192	3,410	50	2,199	6,390	58
LITTLE, LEW	285	835	105	285	838	106
MCALLISTER, BENNETT	<5	<5	60	<5	<5	80
MEMON, TANWEER	20	20	281	42	42	222
METYSK, TETYANA	175	373	203	176	396	207
MORROW, R	231	693	201	231	693	201
PANJIKARAN, ROSAMMA						
RAVID, JOSEPH	<5	<5	600	<5	<5	533
ROSENFELD, LOUIS	<5	<5	280			
SHELL, STEVEN				8	18	185
SMITH, DANIEL	1,081	3,057	201	1,078	3,058	201
TAR, LESLIE	5	9	100	36	40	100
TORRES-URRUTIA, JUAN	20	58	198	18	54	200
Citrus	1,689	4,017	171	1,919	4,552	173

Table 16. Individual Physician Average Daily Dose for Orders of Low-THC Cannabis and Medical Marijuana by Topical Route from October 1, 2018 through September 30, 2019.

Physician County	Low-THC Cannabis Number of Certifications	Number of Orders with Topical	AVG Daily Dose (mg)	Medical Marijuana Number of Certifications	Number of Orders with Topical	AVG Daily Dose (mg)
STATEWIDE	258,286	702,422	707	320,008	852,108	598
FALLOWS, CHRISTOPHER	<5	6	70	8	17	104
GOETHE, ROBERT	1,234	2,865	163	1,242	2,883	163
GRACE, JOHN						
HUSSEIN, MALEK	<5	<5	50	<5	<5	50
KALAKATA, VIJAYASEKHARA						
REDRICK, SCOTT	423	1,075	200	535	1,322	200
SYVERSON, THOMAS	<5	10	150	89	222	150
TORRES, JAIME	12	22	105	28	61	112
WALLIS, B				<5	6	1,104
WARD, ELAINE	13	38	100	13	38	100
Clay	1,999	4,740	102	2,259	5,154	103
ALESSANDRIA, MARC				<5	5	224
ANDRAWIS, ASHRAF	<5	<5	50	53	78	137
BERNARD, GARY	95	186	33	61	118	31
CASTIEL, ALBERTO	<5	<5	30	50	52	49
LAFFERTY, BOBBY						
MAQUERA, VICTOR	6	6	250	<5	<5	200
MARS, DONALD	821	2,217	110	884	2,390	112
MATOS-GARSAULT, HUBER	11	13	48	130	179	56
MITCHELL, KIA	1,058	2,305	99	1,055	2,290	99
RUTERBUSCH, JEFFREY	<5	6	200	<5	6	200
SCHEINER, DAVID						
SHAUGHNESSY, JOSEPH	<5	<5	154	19	34	96
Collier	4,181	10,746	172	4,746	12,115	174
BAKER, MATTHEW	27	53	38	73	128	40
BARILE, MICHAEL	219	396	150	220	397	156
BLANCO FRANCO, ALEJANDRO	120	287	171	120	291	181
BRACCIA, GREGORY	191	566	264	194	575	262
BRODERICK, KATHLEEN						
CAMPBELL, JOHN						
CANTERBURY, JOHN	8	12	49	13	20	39
CHO, SHELDON	<5	<5	100	<5	<5	100
COURVILLE, GARY				<5	<5	80
CUGINI, CHRISTY						
FAREMOUTH, JAMES	52	112	206	56	123	210
FERBER, ANDREW	248	558	261	275	634	305
FINAN, EUGENE						
FUCHS, SCOTT	112	203	58	113	206	57
FULLER, AARON						
GARRY, RONALD						
GUIDRY, ANDREW	27	59	1,034	22	54	1,000
HALIKAS, JAMES	<5	8	400	<5	8	375
HOWARD, COREY	<5	<5	200	<5	<5	120
HUSSEY, FRANCIS	522	1,019	201	521	1,014	201
KELLEY, EDWARD	41	73	158	38	71	160
KORUNDA, ZDENKO	12	18	51	25	38	47
MARISTANY, EDUARDO				<5	5	80
MARQUES, ROMILIO	<5	<5	100	<5	<5	100
MOORTHY, PRATHIMA	5	5	134	5	5	18
PEREZ-RODRIGUEZ, SOCRATES	<5	9	56	6	11	95
POTTER, CLINTON	1,216	3,598	114	1,218	3,608	114
PUERTO, JUAN	30	36	192	30	35	194

Table 16. Individual Physician Average Daily Dose for Orders of Low-THC Cannabis and Medical Marijuana by Topical Route from October 1, 2018 through September 30, 2019.

Physician County	Low-THC Cannabis Number of Certifications	Number of Orders with Topical	AVG Daily Dose (mg)	Medical Marijuana Number of Certifications	Number of Orders with Topical	AVG Daily Dose (mg)
STATEWIDE	258,286	702,422	707	320,008	852,108	598
ROBERTS, CAROL	14	33	108	36	88	101
RODRIGUEZ HERNANDEZ, RALPH	96	206	184	96	203	184
ROTH, ROBIN	<5	<5	15			
RUBINO, MARK	67	144	206	70	151	206
SIBLEY, MARK	<5	6	10	<5	6	10
SMITH-FERNANDEZ, HEATHER	<5	<5	60	129	194	139
TANDATNICK, CARL	56	167	30	56	168	30
UTTLEY, THOMAS	35	71	113	50	91	114
VACKER, MARK	1,063	3,097	200	1,358	3,978	200
VANCE, NANCY	<5	<5	20	6	6	19
Columbia	<5	<5	100	26	36	161
IZEIYAMU, OSAYANDE	<5	<5	100	25	35	163
RAVINDRA, RAJANI				<5	<5	100
SHOKAT, MAXIMILIAN	<5	<5	100			
Duval	12,465	34,640	165	13,160	36,035	164
AKBARY, HARES	340	1,020	113	340	1,020	113
ALIU, KINGSLEY	<5	<5	90	<5	<5	145
ANTIPORDA, GLORIOSA	72	179	58	157	396	89
BEAMAN, RODERICK	140	329	160	166	412	155
BURNS, PATRICK	5	8	43	72	206	39
CAUDILL, JEFFREY	16	34	75	17	35	75
CHOPRA, SHAWN	134	248	118	134	248	119
CORDERO- LOPERENA, DIANA	536	1,441	238	559	1,493	236
CRUMP, JOHN	83	205	45	114	272	47
CUMBER, ZEHRA	100	298	103	100	296	100
DE ARMAS, LOURDES						
FAROOQUE, MOHAMMAD	<5	<5	273	6	10	112
FOLTZ, JERRY	32	67	70	7	10	205
GOLDEN, MARLA	<5	12	50	<5	12	50
HALPERIN, ANDREW	402	1,071	240	597	1,531	229
HANES, MICHAEL	326	972	158	326	970	158
HARDY, CARL	3,534	10,525	112	3,535	10,526	113
HASSAN, MAJED						
HESSSEN, HOSSAM				<5	<5	150
HUSSAIN, JAWED	13	30	77	14	33	101
HUSSAIN, SYED	5	5	60	5	5	60
JIMENEZ, ALEXIS	44	84	80	33	71	69
JONES, JEREMY	8	16	319	9	17	312
JOYNER, JAMES	<5	<5	58	13	19	57
KATZ, DAVID	59	142	470	60	141	351
KHAN, SAJID				<5	<5	150
KHANNA, PARVEEN	36	75	88	34	65	84
LACINA, FRANCIS	37	109	100	37	109	100
LASKI, HAROLD				<5	6	65
LOCKE, KEYA	<5	6	250	9	19	189
MANN, JUSTIN	170	505	122	181	534	121
MANOHAR, SHONITH						
MARCOM, RODNEY	14	25	58	17	32	58
MEDINA, NANCY	150	326	119	149	328	116
NABIZADEH, SHAHRIAR	53	118	108	55	123	110
NEWTON, TEREL	71	74	127	75	78	122
NOUMAN, ASIM						

Table 16. Individual Physician Average Daily Dose for Orders of Low-THC Cannabis and Medical Marijuana by Topical Route from October 1, 2018 through September 30, 2019.

Physician County	Low-THC Cannabis Number of Certifications	Number of Orders with Topical	AVG Daily Dose (mg)	Medical Marijuana Number of Certifications	Number of Orders with Topical	AVG Daily Dose (mg)
STATEWIDE	258,286	702,422	707	320,008	852,108	598
PATEL, VISHAL	<5	<5	50	<5	<5	62
PHAM, BAO	5	7	90	32	47	90
PULIDO, RENE	1,036	2,364	381	1,057	2,391	380
REDDY, SATHAVARAM	9	27	150	8	22	150
SALAH, ISMAIL	5	5	90	5	5	108
SANCHEZ, RACHAEL	<5	<5	100	<5	6	100
SERT, PERI	130	390	140	130	390	141
SIMONS, JOHN	2,874	8,509	195	2,874	8,501	195
SOURIAL, SOURIAL	<5	<5	90	<5	<5	90
SPOONER, JUSTIN	355	522	394	356	523	395
TRAN, BRADLEY	15	36	81	42	91	73
UCHE, CHIDI	971	2,885	119	1,149	3,081	119
ZACHAR, LENKA	593	1,752	51	590	1,744	51
ZEB, SHAHID	64	192	200	64	192	200
ZHANG, HAITAO	8	8	68	15	15	59
Escambia	8,008	22,822	129	8,616	24,219	120
BEAR, DAVID	56	158	62	78	219	55
BEASLEY, MICHELLE	5,582	16,531	101	5,579	16,471	100
BRANNON, HORACE	633	1,334	299	669	1,412	161
COX, JEFFREY	9	25	151	15	42	154
DUNCAN, SUZANNE	7	18	150	9	27	178
HASS, WILLIAM	111	280	136	113	287	136
HILLMAN, ALEXYS	7	8	106	66	143	102
JUDSON, DONNA	<5	<5	2,400	7	16	113
KESLER, ROMAN	9	21	106	8	21	64
MCFADDEN, NORMAN	6	16	98	16	47	96
MITCHELL, KENNETH	96	223	70	97	225	71
PELAEZ, JORGE	<5	<5	100	<5	<5	100
RAYSON, THOMAS	6	12	165	19	47	154
RINEY, THOMAS	277	668	147	522	1,146	143
SALZBERG, JAN						
SAUER, SAMUAL	29	83	100	29	85	100
SAYRE, ROBERT	1,010	2,952	211	1,011	2,942	211
SERPAS, MICHELLE	5	13	100	5	13	100
SMITH, MICHELLE	8	22	836	7	19	968
THOMPSON, CHARLES	89	267	100	89	267	100
TRABUCCO, ARNALDO	<5	8	193	106	314	111
TUEL, TIMOTHY	59	170	100	167	464	100
ZEICHNER, SIMON	<5	9	200	<5	9	100
Flagler	395	1,070	391	858	2,091	384
DANTINI, DANIEL	<5	<5	200	23	25	330
TREECE, JONATHAN	394	1,069	392	835	2,066	384
Franklin						
TANGLAO, EMMANUEL						
Hernando	3,073	7,841	183	3,259	8,179	181
ABDULFATTAH, QAHTAN	27	46	62	32	54	60
ALSABBAGH, EYAD	7	8	97	6	6	97
BAIN, RUSSELL				<5	<5	60
BANWATT, RAMNIK						
CARADONNA, RICHARD	<5	<5	40	<5	<5	40
COURTNEY, MICHAEL	<5	<5	25	45	95	182
DAVIS, BILLY	62	184	53	64	186	53

Table 16. Individual Physician Average Daily Dose for Orders of Low-THC Cannabis and Medical Marijuana by Topical Route from October 1, 2018 through September 30, 2019.

Physician County	Low-THC Cannabis Number of Certifications	Number of Orders with Topical	AVG Daily Dose (mg)	Medical Marijuana Number of Certifications	Number of Orders with Topical	AVG Daily Dose (mg)
STATEWIDE	258,286	702,422	707	320,008	852,108	598
DOHERTY, MARIA	95	252	51	153	332	56
GEBHARDT, SCOTT	2,543	6,702	200	2,539	6,695	200
GLIGICH, OLEG	10	14	51	12	17	56
KROLL, BRIAN	158	379	76	170	414	80
MALHOTRA, GAURAV						
MARSH, MATTHEW	17	27	87	46	89	88
MORENO, DAVID	113	166	128	114	166	127
NAKHL, FADI	<5	<5	40	<5	<5	40
STOLTE, KEITH	36	52	249	74	118	230
SWAIN, SHYAM	<5	<5	30	<5	<5	20
Highlands	173	366	197	431	785	200
ARRIA-DEVOE, GERARD				5	6	220
BASSETTI, DENNIS	<5	<5	25	15	24	55
PALOSKY, ERIC	110	212	238	248	464	245
PATEL, DEEPAK				6	10	73
PEARCE, GARY				<5	8	35
PINZON-REYES, ERNESTO				<5	5	130
SHARMA, PRIXIT						
TORRES, ALEXANDER	62	153	142	151	268	143
TOTURGUL, DAVID						
Hillsborough	23,612	65,386	163	27,456	75,849	177
ACKERMAN, IVAN	<5	<5	69	<5	<5	69
AHMAD, BURHAAN	<5	<5	165	93	201	58
ALI, MOHAMMED	344	917	100	345	920	100
AMSHEL, CRAIG	62	102	88	84	140	55
ANCHETA, JOEY	27	57	325	368	922	807
ARVIV, TALI	9	22	54	11	27	48
AUERBACH, LEWIS	413	1,209	112	854	2,500	93
AUSTIN, MICHAEL	9	21	293	74	204	234
AYER-COLE, JAWAN				<5	<5	33
AZEEM, NOMEN	5	10	100	5	10	100
BARBOUR, RONALD	16	36	13,394	9	21	3,889
BENNI, ABD ALRAHMAN	142	325	726	141	322	728
BERGER, DAVID	1,024	3,047	155	1,013	3,005	155
BIREDDY, VENKATA	6	13	36	6	13	36
BLAKE, GEORGE	21	60	107	21	60	107
BYRNE, PATRICK	596	1,748	108	613	1,798	107
CABAN, FRANCIS	318	811	145	351	860	145
CALKIN, PETER	2,210	6,613	130	2,210	6,610	103
CASANAS, ROBERT	22	24	130	57	71	126
CAZES, ELLIOT				<5	<5	132
CHOWDHARI, SHAUKAT	14	18	58	18	29	105
CODY, JOSEPH				7	10	135
COMMEDORE, EMILE				<5	<5	400
COTTAM, JOHN						
CROCKER, DAVID						
DIAZ DIAZ, JOSE	1,562	4,098	273	2,361	6,159	240
DO, HOI	<5	<5	105			
DOWDY, MATTHEW	27	79	65	90	198	88
DRAPKIN, ROBERT						
ECHEVARRIA-CRESPO, ESTHER	2,621	7,818	112	2,626	7,835	112
FAROOQ, SHIRAZ	39	88	110	48	101	116

Table 16. Individual Physician Average Daily Dose for Orders of Low-THC Cannabis and Medical Marijuana by Topical Route from October 1, 2018 through September 30, 2019.

Physician County	Low-THC Cannabis Number of Certifications	Number of Orders with Topical	AVG Daily Dose (mg)	Medical Marijuana Number of Certifications	Number of Orders with Topical	AVG Daily Dose (mg)
STATEWIDE	258,286	702,422	707	320,008	852,108	598
FLYNN, GREGORY				<5	<5	320
FRANKLIN, DONALD	1,320	2,456	183	1,454	3,046	182
FURMANSKI, DAVID	490	1,425	235	534	1,553	233
GERLEY, PETER	136	348	475	207	535	378
GLIDER, ROSS	3,385	10,147	51	3,383	10,133	51
GOLD, TANYA	390	1,162	170	391	1,163	171
GRIFFIN, JENNIFER	141	421	191	142	424	191
GRIFFIN, RADLEY	43	90	202	43	97	203
GRISALES, DARIO	<5	<5	25	12	19	39
HECHTMAN, JASON	<5	<5	50	<5	<5	143
HEIMAN, DAVID	<5	<5	30			
HOOVER, TYRON	146	437	114	214	640	118
KALIN, DAVID	10	23	57	27	71	218
KARUMANCHI, PRUDHVI RAJAN	9	12	225	14	17	241
KASHLAN, GHIATH	7	13	218	7	16	215
KAWLICHE, BORIS	<5	<5	100	20	41	143
KILGORE, JOHN	113	271	91	202	463	56
KING, KELLY	1,046	2,674	416	1,796	4,965	443
KRAMER, LENI	602	1,720	368	607	1,731	368
LAURO, STACIE						
LIPINSKI, IRENE	706	2,083	50	706	2,083	29
LONG, AARON	7	13	49	12	23	55
LOREN, DANIEL	10	26	992	15	41	4,613
LYTER, DAVID	530	1,579	244	531	1,582	248
MARTINEZ, ROBERT	<5	<5	100	<5	<5	150
MCTAGGART, JOHN	693	2,011	129	716	2,075	168
MENNEN, LEONARD	16	20	116	16	20	180
MILLER, JEFFREY	40	86	93	90	209	95
NALLU, SAGARIKA						
NENINGER, YAMILET	<5	7	63	<5	7	65
NGUYEN, TRAN						
NOE, SASHA	52	127	84	50	127	76
NORMAN, ROBERT	13	13	135	45	47	124
NOVITZKY, DIMITRI	209	528	200	275	693	189
NUSSBAUM, CHRIS	<5	<5	400	17	36	603
O'DONNELL, KIRK	40	118	123	40	118	121
PATEL, KAMLESH	<5	<5	90	<5	<5	65
PATIDAR, BHAVIN	<5	6	147	<5	9	142
PATWARI, SUNEETH	<5	<5	150	<5	<5	150
RAJ, VIJAY	534	1,456	230	570	1,540	233
RAMANI, PRIYA						
ROBAINA, AL				<5	<5	15
ROBINSON, PATRICK	<5	<5	100	<5	<5	100
SALHAB, SUZANNE	<5	<5	50	<5	5	50
SAMALOT, JOSE	301	889	137	481	1,418	194
SANTIAGO, RAMON	58	146	163	176	472	153
SCOTT, DOUGLAS	3,000	7,829	127	3,011	7,871	157
SHAH, SYED	<5	9	200	<5	9	200
SHEMESH, RON	<5	8	238	17	32	104
SHETH, BAIJU						
SHULTZ, DEBORAH	<5	<5	160	98	276	159
ST CLAIR, DEBORAH	20	44	203	22	46	203

Table 16. Individual Physician Average Daily Dose for Orders of Low-THC Cannabis and Medical Marijuana by Topical Route from October 1, 2018 through September 30, 2019.

Physician County	Low-THC Cannabis Number of Certifications	Number of Orders with Topical	AVG Daily Dose (mg)	Medical Marijuana Number of Certifications	Number of Orders with Topical	AVG Daily Dose (mg)
STATEWIDE	258,286	702,422	707	320,008	852,108	598
STEFANO, STEPHEN						
TALAKKOTTUR, CHARLES	<5	<5	210	<5	6	210
TORRES-PEREZ, WILLIAM	18	30	337	19	30	110
TSENG, JACK	7	13	100	25	54	117
WASHINGTON, ANTHONY	<5	<5	40			
ZACCARI, JAMES				29	62	39
Indian River	1,829	4,909	160	2,861	7,351	274
DEAN, MELISSA	125	339	199	126	344	200
GONSALVES SIKORA, ALITA	395	765	89	501	1,005	84
KHALAF, MAJID	21	41	191	14	34	200
MEETZE, RUSSELL	<5	<5	150	<5	6	125
OFNER, MICHELE						
OLENEK, CHRISTOPHER						
PARVUS, DIRK						
PIERONE, GERALD				<5	<5	50
PRESCOTT, THERESA				12	21	44
SABA, RASHID	248	740	363	248	740	363
SADHWANI, HARISH	<5	<5	10	12	19	13
SHIPLEY, JOSHUA	<5	<5	20	<5	<5	133
STACHTIARIS, ACHILLES	970	2,895	127	970	2,892	126
STROUP, EDWIN	11	19	100	97	243	4,677
TREATMAN, SCOTT	8	14	155	44	123	145
ZAMBELLI, PATRICIA	48	92	36	827	1,918	33
Jackson	<5	5	218	<5	<5	85
ANANIA, MARY	<5	<5	40	<5	<5	40
STOKES, STEVEN	<5	<5	263	<5	<5	100
Jefferson	2,490	7,450	198	2,491	7,437	197
DOTSON, ROBERT	2,490	7,450	198	2,491	7,437	197
Lafayette	85	255	188	72	216	197
CABRERO-MUNIZ, NICOLAS	85	255	188	72	216	197
Lake	1,711	4,585	224	1,991	5,150	216
ALVARADO-HERNANDEZ, LUIS	<5	<5	45	<5	7	44
BROWN, THOMAS	<5	<5	60	14	39	51
CHARLES, KEITH						
CHIN, GLORIA				<5	<5	200
CHOUDHRY, MOHAMMAD						
COY, JAMES	6	15	164	16	42	211
DAVINA, ELEANOR	80	205	212	80	204	213
DE LEON, HECTOR	10	22	51	31	51	193
DOMINICK, RAYMOND	<5	<5	53	36	38	78
KIM, LLOYD						
KRAUCAK, NELSON	6	18	194	8	22	186
LOUGHLIN, MATTHEW	817	2,419	248	863	2,483	245
NAGEL, SHIRLEY	154	349	230	154	350	229
NOVIS, NORMAN	<5	<5	400	<5	<5	200
OEHLER, JAMES	542	1,426	201	584	1,545	201
RAJASHEKAR, HARSHA	9	12	158	50	110	141
SAINT LOUIS, OBED	<5	<5	40	<5	<5	60
SAINT-ELIE, DANIEL	64	80	58	73	97	53
SANTI, CELESTINO	9	21	52	52	124	49
SMIRNOFF, ALEXANDER						
STRICKLEN, HILLARY				<5	6	267

Table 16. Individual Physician Average Daily Dose for Orders of Low-THC Cannabis and Medical Marijuana by Topical Route from October 1, 2018 through September 30, 2019.

Physician County	Low-THC Cannabis Number of Certifications	Number of Orders with Topical	AVG Daily Dose (mg)	Medical Marijuana Number of Certifications	Number of Orders with Topical	AVG Daily Dose (mg)
STATEWIDE	258,286	702,422	707	320,008	852,108	598
THOMAS, DANIEL	<5	<5	45	<5	5	71
VILLA, MARIVIC				<5	7	91
ZUBKIN, ALLAN	5	7	56	10	13	974
Lee	20,228	55,872	211	27,086	75,068	152
ABU SHAHIN, FADI	5	13	87	6	16	49
ARNOLD, PAUL				33	33	193
AULD, HEATHER	321	953	200	321	950	201
BALTER, DAVID	216	648	175	216	647	186
BOND, WENDY	<5	9	139	5	15	98
BRUECK, ROBERT	450	997	220	475	1,080	253
BRUHN, DONALD	86	256	61	86	256	64
CARLIN, LANE	<5	<5	30			
CASTILLO-NIEVES, EDGARDO				11	24	100
COSSU, JOHN						
DAITCH, JONATHAN				14	22	23
DAVIS, PHILLIP	<5	<5	200	<5	<5	200
DOUEK, MAURICE	130	366	35	143	402	52
DURY, PATRICIA	163	420	234	165	422	336
EL-GENDY, ALAA						
ENCARNACION, KEVIN	67	163	317	68	165	325
FERGUSON, LEE	59	177	349	59	177	349
FILIPOWICZ, ROMAN	846	2,486	51	1,439	4,276	45
GUAITOLI, GIUSEPPE				<5	<5	45
JAFFE, SCOTT	490	1,113	200	489	1,116	200
KHAN, RABIA						
KUEHNER, PAUL	59	153	399	65	165	255
KYRITSIS, ATHINA	8,368	23,798	205	8,377	23,822	207
LIEBOWITZ, FRED	<5	<5	88	<5	5	49
LIM, MAY JOY	10	30	40	25	45	49
LOMAS, JERILEE	26	54	200	49	97	215
LUKASIEWICZ, CYNTHIA				<5	<5	30
MANDELKORN, ROBERT						
MARKOWITZ, DAVID	2,272	6,803	51	2,269	6,793	51
MARTINEZ, MICHAEL						
MIAN, MUNIRA	262	773	51	376	1,110	49
MORRIS, DARELD	1,611	3,912	996	1,612	3,910	612
MOULTON, MARLENE	<5	6	28	<5	9	40
MURTAGH, WILLIAM	8	22	58	9	24	56
NORLEANS, MARK	<5	<5	500	<5	5	218
PATRICK, JOHN	10	17	111	14	26	123
PREUDHOMME, JULES	<5	<5	50	<5	<5	50
RAMAMURTHY, SUJATHA	1,427	3,646	174	1,429	3,649	175
ROMERO, FRANCES	<5	<5	100	<5	<5	100
ROSENKRANTZ, ERIC						
ROSS, STEPHEN				6	9	27
SAREEN, RAJAN				5	6	147
SAUER, MARK	120	300	200	124	321	197
SCHULTZ, CARL	223	507	173	239	547	198
SHAHLA, ZIAD						
SOLIMAN, GEORGE	90	238	184	92	255	157
SONN, GREGORY	2,730	7,545	58	8,585	24,010	51
TAYLOR, TERESE	<5	<5	400	29	75	459

Table 16. Individual Physician Average Daily Dose for Orders of Low-THC Cannabis and Medical Marijuana by Topical Route from October 1, 2018 through September 30, 2019.

Physician County	Low-THC Cannabis Number of Certifications	Number of Orders with Topical	AVG Daily Dose (mg)	Medical Marijuana Number of Certifications	Number of Orders with Topical	AVG Daily Dose (mg)
STATEWIDE	258,286	702,422	707	320,008	852,108	598
VEL, JEAN-JACQUE	<5	<5	125	5	7	74
WEINER, JAMES				65	109	41
WILLIAMITIS, ANTHONY	151	423	419	154	428	423
ZFAZ, MARTIN	<5	<5	500	<5	<5	500
ZUGHBI, CINDY	12	25	104	12	25	104
Leon	11,513	34,159	139	11,593	34,276	139
COHEN, GEORGE				<5	<5	10
DORN, JOSEPH	4,200	12,556	199	4,201	12,555	198
FEE, CHERYL	4,089	12,150	50	4,082	12,127	50
HOLLIMON, JOHN	16	44	80	32	96	106
JAIN, AMIT	<5	<5	100	<5	<5	65
KIRSCH, CHARLES	3,079	9,212	177	3,080	9,187	177
KOBERDA, JAROSLAW				<5	<5	10
MACKAY, JOHN	18	38	100	14	36	96
MAITLAND, CHARLES	5	12	43	7	15	39
MIGNON, YVETTE	<5	10	50	18	51	54
MOORE, MARK	17	32	72	30	56	49
PATACXIL, FILEMON	81	98	46	117	136	46
SIANO, JOSEPH	<5	<5	100	<5	5	100
STRIBLING, FRED				<5	<5	100
SWINEY, TOMMY				<5	6	33
Levy	5	10	88	11	27	90
QAMAR, ASAD	5	10	88	11	27	90
Manatee	2,171	5,591	240	2,578	6,493	159
BEARD, MARGITA	<5	<5	20	86	203	37
BLEND, TIMOTHY	<5	7	120	10	20	141
BOYLE, KATHLEEN	15	45	180	30	78	163
BRAINARD, KAREN	<5	9	167	8	20	148
FINE, ALEXANDER						
FOLKENS, ERIC	12	17	100	9	13	100
KAHANE, IAN						
KUNWAR, SHAAN	136	265	93	195	364	84
MATHEW, MANOJ	899	2,465	200	899	2,469	200
NARVAEZ, ADOLFO	538	1,503	103	538	1,502	103
NESSETTI, MATTHEW	11	24	50	53	101	51
NORRIS, STEVEN				17	44	96
NOTMAN, SAMANTHA	23	49	8,629	28	70	429
PERRONE, VINCENZO	13	33	85	96	217	74
REICHBACH, STEVEN	330	831	202	378	967	200
RUCKER, GEORGE	24	30	85	51	85	188
YATHIRAJ, SANJAY	<5	<5	68	20	32	78
YCAZA, ROBERT	160	309	200	160	308	200
Marion	1,984	5,164	210	2,892	7,624	209
BEAMS, KENT	1,018	2,973	269	1,645	4,866	235
CORRETJER-RUSSI, CESAR	<5	<5	135	34	38	170
CUMPTON, TERI						
FAZAL, ZULFIQAR	<5	6	63	<5	<5	67
HALL, DOUGLAS	580	1,733	127	590	1,771	127
JACKSON, BURKE	5	5	700	75	75	796
KAIRAB, HIMANSHU						
KATANICK, SHELDON	<5	<5	100	49	118	78
LEMIRE, JAMES						

Table 16. Individual Physician Average Daily Dose for Orders of Low-THC Cannabis and Medical Marijuana by Topical Route from October 1, 2018 through September 30, 2019.

Physician County	Low-THC Cannabis Number of Certifications	Number of Orders with Topical	AVG Daily Dose (mg)	Medical Marijuana Number of Certifications	Number of Orders with Topical	AVG Daily Dose (mg)
STATEWIDE	258,286	702,422	707	320,008	852,108	598
LERRO, DESIREE	<5	<5	250	5	15	450
OFFENBERG, HOWARD	<5	<5	500	<5	<5	400
PERKINS, HASHANI				14	33	186
PYLES, STEPHEN	14	22	300	111	269	300
SACHER, MARK	<5	<5	70	11	21	96
TIECHE, STEVEN	355	412	126	354	414	125
Martin	2,470	5,763	138	4,100	9,663	195
ADELBERG, JONATHAN	15	36	179	15	37	181
BARATTA, ROBERT	20	27	35	29	53	42
BEELITZ, JOHN	<5	6	50	23	62	53
BUGGIA, MARY	<5	7	14	7	21	16
BUSHNELL, JEANNE	6	9	40	6	11	46
CALAS, HENRY	42	96	82	65	164	79
CASTELLANOS, JAIME				<5	<5	100
DUFRESNE, CHANTELLE	47	131	308	49	134	299
GAMBINO, PAUL	55	82	34	98	154	37
KASHOUTY, RABIH	29	49	39	129	253	52
LOVAAS, GREGORY	108	242	86	109	242	87
MOHSENI, NATHAN	20	56	108	57	159	92
MURPHY, FRANCIS	<5	5	84	5	8	56
MURPHY, JOHN	296	789	148	962	2,707	365
PATEL, RIMAL				15	24	100
PEARSON, EDWARD	185	474	101	447	1,001	103
POLSKY, MARK						
RAMOS, JUAN	<5	<5	50	<5	<5	30
RANKIN, LISA	1,237	2,862	161	1,606	3,572	162
ROBBINS, HOWARD				<5	<5	40
TROVATO, FRANK	<5	<5	20	<5	<5	40
TURNER, DONALD	69	111	24	129	245	34
WATT, JASON				11	19	84
ZOTOVAS, ANDREA	330	778	100	332	787	100
Miami-Dade	12,238	29,094	13,127	18,160	41,578	9,016
ABELLO, ROBERT	17	36	33	20	43	31
ALEGRET, RAMON						
ALONSO, DELILAH	20	44	200	20	44	200
ALTMAN, ALAN	472	1,085	197	884	2,059	159
ANDREONI, ANTHONY	17	51	66	45	135	62
ASHBY, BERNARD	6	16	240	6	16	240
AU, ADAM						
AVILES, RAFAEL						
BAKER, JEFFREY	<5	<5	26	5	12	29
BELLMAN, BETTY						
BENJAMIN, YUKHANAN						
BEN-KANE, SUZANNE	<5	<5	200	<5	<5	200
BERGER, LAWRENCE	<5	<5	25	8	24	130
BERKE, WILLIAM				<5	<5	40
BINKER, JOSEFA	<5	<5	203	32	50	176
BINKER, RODOLFO	5	10	214	35	78	153
BIRMAN, ALEX	<5	9	230	7	19	231
BLEMUR, PIERRE	<5	<5	105	<5	<5	105
BLUMENTHAL, BARRY	1,131	2,576	251	1,318	3,020	253
BONNER, WILLIAM						

Table 16. Individual Physician Average Daily Dose for Orders of Low-THC Cannabis and Medical Marijuana by Topical Route from October 1, 2018 through September 30, 2019.

Physician County	Low-THC Cannabis Number of Certifications	Number of Orders with Topical	AVG Daily Dose (mg)	Medical Marijuana Number of Certifications	Number of Orders with Topical	AVG Daily Dose (mg)
STATEWIDE	258,286	702,422	707	320,008	852,108	598
BRISTOW, SANDEE	52	113	177	51	112	177
BRUCK, DARREN	<5	<5	<5	<5	<5	30
CARA, JEFFREY	<5	10	160	5	13	137
CARABALLO, DALIAN	<5	<5	40	<5	<5	40
CARPMAN, DANIEL						
CARRASCO, ANGEL						
CASTELLANOS, RAMON	<5	<5	45	<5	<5	7,600
CAVA, ROBERT	7	8	101	14	22	65
CEBALLOS, CESAR	23	47	73	30	69	66
CHANG, RICHARD	7	10	64	77	100	39
CHILDRESS, JOHN				6	8	89
CHOXI, ANKEET	5	15	32	5	15	36
COBIELLA, JOSE	<5	<5	100	<5	<5	167
CORDOVES, LAZARO						
DAMAS, HERVE	<5	<5	155	85	189	55
DANSKY, ALAN						
DAVIS, CHRISTINE						
DE LA PENNA, MARIA	32	62	151	32	62	151
DE URRESTI, MIREN						
DEBEN, SOPHIA						
DELGADO, MARIA	<5	<5	20	5	7	140
DOMINGUEZ, LUIS	75	120	173	225	429	179
DRAESEL, JEFFREY	440	952	243	662	1,456	244
DUARTE, JUAN				<5	8	100
EFTEKHARI, NASSER	50	136	99	50	136	99
EISMAN, EUGENE						
ELHAKIM, SAMER	<5	<5	100			
ELLENBY, JAY	793	1,991	254	974	2,280	244
FALCON, ARMANDO	71	184	179	244	647	124
FERNANDEZ, INTI	<5	<5	300	<5	<5	188
FERRIN, FRANK	296	500	205	721	1,254	170
FINK, RANDY	<5	<5	30			
FISCHER, DANIEL	<5	<5	200	<5	<5	200
FOX, GREGORY						
FOX, KEVIN	106	246	163	133	291	155
FOX, SUSAN				<5	<5	40
FRANCK, GEDEN				<5	<5	600
FRANCO, RIGOBERTO	7	11	205	13	22	241
FURMAN, NEIL	28	82	195	38	95	238
GALLO, BRUNO	36	49	256	172	265	231
GARCIA-RIVERA, CARLOS						
GEARY, NATALIE				<5	<5	70
GELBLUM, JEFFREY	<5	<5	80	35	46	109
GENTHER, KATHERINE				<5	<5	80
GERENSTEIN, RICARDO						
GLASSMAN, PAUL						
GONZALEZ, CHRISTIAN	108	234	163	109	236	162
GONZALEZ, MANUEL	<5	<5	45	5	8	31
GROSZ, RAUL						
GUPTA, NINA				<5	<5	300
GUTIERREZ, PETE	<5	5	19	19	29	34
HALL, MICHAEL	<5	<5	40	<5	<5	25

Table 16. Individual Physician Average Daily Dose for Orders of Low-THC Cannabis and Medical Marijuana by Topical Route from October 1, 2018 through September 30, 2019.

Physician County	Low-THC Cannabis Number of Certifications	Number of Orders with Topical	AVG Daily Dose (mg)	Medical Marijuana Number of Certifications	Number of Orders with Topical	AVG Daily Dose (mg)
STATEWIDE	258,286	702,422	707	320,008	852,108	598
HASSAN, KAZI	<5	6	27	<5	6	45
HERNANDEZ, HUMBERTO	<5	6	50	<5	6	50
HERNANDEZ, OSCAR	<5	<5	23	<5	<5	23
HERON, PATRICK	162	290	182	161	288	182
HOLMEWOOD, KEVIN	367	985	139	447	1,149	137
HOTCHNER, KIRBY	<5	7	2,009	14	21	873
JACKSON, JOHN	6	7	69	7	8	68
JARRETT, WENTWORTH	10	24	1,759	14	30	1,387
JENNINGS, JAMES	<5	5	30	9	11	30
JETT, GARY	<5	<5	200	<5	11	128
KAMLET, JEFFREY	<5	<5	90	133	140	109
KHAMVONGSA, PETER	<5	<5	40	<5	<5	40
KHAWAND-AZOULAI, MARIANA	<5	<5	80	25	63	81
KLOPUKH, BORIS						
KOFFLER, RICHARD				7	14	764
KOUKA, NABEEL						
LANDRON-GARCIA, LOURDES						
LERMAN, ANDREW	6	8	73	70	148	44
LERNER, LAUREN	40	102	90	166	273	58
LEVIN, ESTHER	<5	<5	75	8	16	60
LEVINSON, ANDREW						
LIEBERMAN, BERNARD	131	371	146	155	448	149
LIPMAN, RICHARD	<5	9	114	9	21	124
LOPEZ, RAYMOND	83	184	81	520	1,298	97
LOPEZ-BRIGNONI, EVELYN						
LUBETSKY, RONALD				5	8	64
LYN-LASSITER, SAFIYA	5	11	114	15	31	162
MACHADO, HUMBERTO				<5	<5	20
MACKSOUD, DELORES				<5	<5	75
MAHL, CHARLES	<5	<5	90	6	13	81
MAIT, JARRED	<5	<5	55	<5	5	36
MALANKAR, AMOL	30	49	76	58	102	84
MANASHIROV, RUSLAN	7	8	44	7	8	44
MANRESA, ALDO	38	93	147	44	106	145
MARIN, DANIEL	<5	11	16			
MARQUIS, DAVID	<5	9	1,167	12	35	839
MARTIN DEL CAMPO, ALONSO	272	663	142	290	705	142
MARTINEZ, ADOLFO	<5	6	120	<5	6	60
MARTINEZ-LU, KIANFA	12	23	62	15	30	61
MEDINA, SULEYKI	34	96	40	55	157	62
MEHTA, NIRAJ				<5	<5	100
MENDEZ, EDUARDO	320	753	112	320	761	112
MENDEZ, LUIS						
MILLER, ZOE						
MINSAL-BALLESTER, GERARDO				7	11	150
MIRANDA, ALTAGRACIA	<5	<5	200	<5	<5	200
MOISE, GUY	25	36	95	36	49	97
MORALES, OSMIN	<5	5	76	<5	5	56
MOUHANNA, JOSEPH				<5	7	89
MUNOZ, JOSE	<5	6	300	<5	6	300
NEUWIRTH, ZEV	<5	12	48	8	24	51
NOBILE, ANJALI	<5	<5	30	5	14	23

Table 16. Individual Physician Average Daily Dose for Orders of Low-THC Cannabis and Medical Marijuana by Topical Route from October 1, 2018 through September 30, 2019.

Physician County	Low-THC Cannabis Number of Certifications	Number of Orders with Topical	AVG Daily Dose (mg)	Medical Marijuana Number of Certifications	Number of Orders with Topical	AVG Daily Dose (mg)
STATEWIDE	258,286	702,422	707	320,008	852,108	598
OPPENHEIMER, JOSHUA	<5	<5	120	<5	<5	120
PADRON, JOHN				<5	<5	4,800
PAIT, THEODORE	<5	9	42	36	93	65
PEREZ, RENE	<5	<5	25	<5	<5	10
PEREZ, VIVIANA	<5	<5	85	10	16	93
PHILLIPS, J	15	33	355	58	120	14,203
PINO, ANTONIO	433	1,180	223	518	1,448	204
PINZON ARDILA, ALBERTO						
POLGA, JUSTIN	<5	<5	45	<5	<5	30
POPP, HOWARD	8	11	35	34	58	33
POWELL, MICHELLE	29	71	247	40	88	234
PRIETO-HERNANDEZ, JOSE	<5	<5	400			
RABEN, KAREN				5	8	56
REINES, ARIEL	<5	<5	240	35	77	213
REMOS, JUAN	563	1,582	224	656	1,820	212
RESNICK, STEVEN	17	44	109	41	80	100
REYES, RHEINCHARD	<5	<5	150	<5	<5	150
RIVAS, AGUSTIN						
RIVERA BUSCAGLIA, DANIEL				18	19	25
ROCA, ALEJANDRO	<5	<5	23	11	22	109
ROCHE, NORMA	<5	<5	200	<5	<5	200
RODRIGUEZ ALVAREZ, HUMBERTO	391	834	518	775	1,651	477
RODRIGUEZ DE LA TORRE, JESUS	10	22	202	15	35	159
RODRIGUEZ, MAGALY						
RODRIGUEZ, PEDRO				<5	<5	20
RUBINOWICZ, BRUCE	463	1,374	198	498	1,484	188
SABBANI, ASHWIN	<5	<5	150	<5	<5	150
SAMUEL, VICKKI-ANN	<5	<5	263	27	44	291
SANCHEZ, CARLOS	5	9	41	45	107	35
SANTOS, GUILLERMO	<5	<5	600	<5	<5	1,033
SCHIFFMAN, LAWRENCE	59	128	95	61	136	94
SCHISANI, HOLLY	157	454	246	185	497	233
SCHOCHET, ELIE	<5	<5	100	9	19	139
SCHWARTZBARD, JULIE	6	8	24	<5	5	17
SEGAL, SCOTT	30	82	55	60	147	45
SENDE, FERNANDO	455	1,104	199	1,630	3,319	195
SERPA, JOHN				5	7	543
SHABANAH, FIKRI VICTOR	5	8	113	16	28	96
SINGER, ALLEN				<5	<5	35
STERN, JEFFREY	295	676	555,745	295	673	541,453
TABI, GEORGE	5	9	200	<5	11	191
TEJEIRO, WILLIAM	9	9	54	14	14	42
TOLEDO, JOSE				<5	<5	33
URDANETA, MAYRE	683	1,407	599	1,008	2,237	632
VALLADARES, JOSE						
VAN GINKEL, ERIK	<5	<5	2,533	<5	<5	600
VASQUEZ DUARTE, RICARDO	10	12	116	11	15	51
VAZQUEZ, SUZEL	<5	<5	220	5	8	120
VENDRYES, CHRISTOPHER	<5	<5	210	<5	<5	750
VILLANO, KATHRYN	<5	<5	100	<5	<5	975
WAHLESTEDT, LISA	<5	<5	300	<5	<5	300
WEINER, MICHELLE	2,043	4,450	177	2,043	4,473	177

Table 16. Individual Physician Average Daily Dose for Orders of Low-THC Cannabis and Medical Marijuana by Topical Route from October 1, 2018 through September 30, 2019.

Physician County	Low-THC Cannabis Number of Certifications	Number of Orders with Topical	AVG Daily Dose (mg)	Medical Marijuana Number of Certifications	Number of Orders with Topical	AVG Daily Dose (mg)
STATEWIDE	258,286	702,422	707	320,008	852,108	598
WHARTON, TOMAS	7	15	62	8	15	113
WILLIAMS, HAROLD				<5	<5	75
WOLF, AIZIK						
WONG, ANN-MARIE	238	702	61	350	1,035	62
ZAIAC, MARTIN	<5	<5	83	<5	<5	100
ZALIS, BRIAN	<5	<5	60			
ZAPATA, SHEENA	11	33	31	11	33	31
ZAYAS, SHERYL	<5	<5	75			
ZHANG, MICHAEL	819	2,338	153	818	2,327	153
Monroe	449	1,236	98	946	2,251	87
BEYSOLOW, TAWEH				<5	<5	40
CATANA, ROBERT	75	223	109	75	223	59
CHARITY, JENNIFER	34	69	98	42	79	97
FLOYD, JULIE ANN	316	897	97	665	1,636	94
GERTH, ELIAS				<5	<5	10
GRIDER, DAVID				6	12	33
GUDICELLO, FRANK	8	8	59	<5	<5	50
JACKSON, JERRY	<5	<5	48	118	220	68
JOHNSON, JESSICA	11	29	56	19	43	68
KEIFER, GREGORY						
LANGLEY, JOHN				<5	<5	36
MCKNIGHT, RAYMOND	<5	6	75	11	18	97
NORRIS, JOHN				5	12	18
RAE, IAN						
Nassau	708	1,583	72	711	1,587	73
ATKINSON, ELIZABETH	<5	<5	100	<5	8	81
FINA, LERA						
GOLDBERG, KANDIS	700	1,567	72	700	1,566	72
TAYLOR, THOMAS	5	11	111	5	11	111
WHITE, DAVID	<5	<5	100	<5	<5	100
Okaloosa	2,156	5,015	126	3,435	7,978	124
BANKS, GARRY	879	1,981	124	917	2,081	128
BAWA, NITIN	88	177	82	146	289	92
BRENT, JOHN	<5	<5	100	6	11	100
BRYAN, CYNTHIA	11	22	140	14	35	189
CASTANEDA, THADDAEUS	128	257	200	128	257	200
ESCOFFERY, WILLIAM	5	13	200	5	13	200
GEORGE-SAINTILUS, ERICA	<5	<5	100	<5	<5	100
GIVEN, MICHAEL	<5	5	140	<5	5	140
GOLDBERG, ERIC	222	407	113	234	422	116
GRANT, WILLIAM	34	53	111	40	65	117
HANSON, SVETLANA	155	341	94	169	363	102
MANOS, GINGER				<5	<5	20
MCCAIN, ELEANOR	<5	<5	50,400	<5	<5	50,400
MOHAMMED, SHEILA	28	50	75	93	193	40
MONTGOMERY, AARON	<5	<5	88	<5	<5	88
MOORE, BRENDA	35	80	47	35	76	46
REMARK-ZARATE, ROBIN	511	1,488	99	803	2,054	99
SIEGEL, ROBERT	<5	9	467	<5	9	467
TAVERNARIS, MICHAEL				<5	<5	100
ZANT, ALBERT	49	126	137	833	2,097	130
Okeechobee	<5	6	67	14	22	54

Table 16. Individual Physician Average Daily Dose for Orders of Low-THC Cannabis and Medical Marijuana by Topical Route from October 1, 2018 through September 30, 2019.

Physician County	Low-THC Cannabis Number of Certifications	Number of Orders with Topical	AVG Daily Dose (mg)	Medical Marijuana Number of Certifications	Number of Orders with Topical	AVG Daily Dose (mg)
STATEWIDE	258,286	702,422	707	320,008	852,108	598
KUMAR, RAMESH	<5	6	67	14	22	54
SYED, MUHAMMAD						
Orange	7,687	18,308	234	11,652	26,266	222
ABDEL AL, NAGLAA						
AGGARWAL, BARBARA	218	644	209	241	716	207
ALDARONDO, SIGFREDO	<5	6	140	<5	6	137
ALEKSANDROVA, OLGA	<5	6	100	<5	6	100
ANTONYRAJAH, BERNADETTE						
AREVALO, CATHERINE	970	2,061	329	1,030	2,167	391
AWOSIKA, BANJI				7	13	94
BAIGABATOV, ELДАР	5	11	136	5	12	150
BAUTISTA-ROSAS, MARIN	7	11	250	6	14	250
BAWANY, MOHAMMED	<5	<5	45	<5	<5	25
BEHANI, AIDA	5	6	178	5	8	141
BELOSO, ISMAEL	227	483	144	263	578	147
BHALANI, KANTILAL	15	24	73	138	301	61
BONES, RAPHAEL	14	24	87	138	238	71
BUSER, DAVID	<5	7	586	<5	9	633
CASTRO, IVAN	14	19	3,579	13	19	3,579
CHERUKUPALLY, PALLAVI				<5	5	780
CILBRITH, DAVID	<5	<5	25	7	13	58
COHEN-NEAMIE, DANIEL	126	209	919	144	237	964
COOPER, CHARLENE	336	997	198	389	1,154	197
DANG, PATRICK	9	18	147	<5	6	167
DAPHTARY, UDAY	5	9	64	11	16	75
DAVIS, RONALD						
DEEN, RYAN	5	9	83	14	22	109
DEISSLER, HARRIETT	51	152	113	67	187	127
DHILLON, MANVIR						
FERNANDEZ, SANDER	1,553	3,745	108	1,567	3,775	108
FOX, ANDREW	378	804	150	2,013	4,348	156
FRASER, OWEN	148	369	2,002	175	444	2,041
FUNEZ, KEVIN	<5	<5	12			
GRAHAM, DAVID	21	37	119	21	37	112
GREEN, SUSAN	124	335	156	185	496	161
HARDING, VICTOR	7	11	259	6	10	155
HARDY, PHILIP	42	108	222	39	105	203
HARRY, EUDENE	<5	<5	60	<5	<5	300
HILL, NATHAN						
HITCHCOCK, LARA	<5	<5	100	20	38	111
IVANOV, OLGA	<5	<5	2,575	5	9	100
KHANNA, ASHOK	93	132	119	203	275	92
KIVETT, GERALD	256	712	292	269	756	277
KUSNETZ, NORMA						
LANSKY, MEYER						
LEVINE, SCOTT	<5	<5	150	<5	<5	150
MAGSINO, MARISSA	102	301	56	134	371	111
MALLONEE, RONALD	52	72	180	45	110	179
MARCELIN, PRUDENT				11	12	79
MASLIN, STUART	156	427	130	163	436	128
MASRI, ADDAM				<5	<5	100
MILLS, WILLIAM	<5	<5	200	16	45	200

Table 16. Individual Physician Average Daily Dose for Orders of Low-THC Cannabis and Medical Marijuana by Topical Route from October 1, 2018 through September 30, 2019.

Physician County	Low-THC Cannabis Number of Certifications	Number of Orders with Topical	AVG Daily Dose (mg)	Medical Marijuana Number of Certifications	Number of Orders with Topical	AVG Daily Dose (mg)
STATEWIDE	258,286	702,422	707	320,008	852,108	598
MUELLER, JEFFREY	<5	<5	25	<5	<5	60
NIELSEN, ANNETTE	<5	5	68			
NURIEL, GABRIEL	<5	<5	160	<5	<5	24
OLIVEROS, PEDRO	125	339	87	551	1,175	82
PATEL, VARESH	492	767	95	491	766	96
PICHON, ANDRE	<5	<5	50	<5	<5	50
POWELL, BRIAN	<5	<5	100	<5	<5	125
QURESHI, IMTIAZ	6	8	40	17	20	58
RAJA, DEEPAK	<5	<5	4	<5	<5	16
RAJU, BHASKAR	18	50	99	21	53	212
REDDY, RAM	11	22	120	11	22	125
RIVERA, ALBERTO	175	394	228	174	393	246
SADEK, AHMED						
SANCHEZ, DANIEL						
SANGHRAJKA, NEHA				<5	<5	132
SCHULTZ, JASON	506	1,386	236	604	1,655	237
SHEKARI, SHIMA	75	208	189	75	208	189
SMITH, RICHARD	<5	<5	150	36	83	112
SMITH-MARTINEZ, CHERYLL	12	34	1,800	10	28	1,800
SNELL, GARY	176	509	104	174	507	106
STENZLER, STEPHEN	1,107	2,779	200	2,069	4,263	199
TEMPEL, RICHARD	<5	<5	100	5	8	100
UMPIERRE, ENRIQUE				15	29	69
WEAVER, HOWARD	12	27	117	20	39	126
WHEATLEY, RUSSELL						
Osceola	2,860	7,282	609	2,934	7,460	598
AFZAL, AJAZ				<5	<5	240
ASHRAF, SUALEH						
AVILA, DUBY						
HARDOWAR, LATCHMAN	<5	<5	567	26	28	466
HENNINGSEN, HARALD						
KHAN, MOHAMMAD	9	20	87	18	41	85
KHAN, MUHAMMAD	<5	<5	80	<5	<5	20
LEVINE, HAL						
LY, DUSTIN	<5	5	120	<5	8	113
MARTINEZ, RAFAEL	12	25	84	12	25	84
MCDONALD, JOHN						
MORALES COLON, MARICELIS	<5	<5	50			
MORENO RIVERO, KEILER	<5	<5	163	6	17	132
PERFECTO VIERA, RAFAEL						
POULOS, PETER	<5	<5	50	12	13	58
RUZ-PAU, CARLOS						
THRASHER, MICHAEL	2,828	7,222	613	2,853	7,323	607
Palm Beach	11,506	29,634	163	22,112	56,250	184
ABDALLAH, NADER	<5	<5	20			
AGRESTI, MARK				7	9	94
AHMED, MUJAHED	<5	<5	100	13	27	59
ANDRE, PIERRE	<5	<5	75	10	10	55
ANDRICOPOULOS, GEORGE	415	1,169	124	465	1,320	131
ANTON, AMERICO	9	21	59	61	151	82
AQUA, KEITH	<5	<5	60			
ASHBERG, SHERRYL	<5	7	200	<5	7	200

Table 16. Individual Physician Average Daily Dose for Orders of Low-THC Cannabis and Medical Marijuana by Topical Route from October 1, 2018 through September 30, 2019.

Physician County	Low-THC Cannabis Number of Certifications	Number of Orders with Topical	AVG Daily Dose (mg)	Medical Marijuana Number of Certifications	Number of Orders with Topical	AVG Daily Dose (mg)
STATEWIDE	258,286	702,422	707	320,008	852,108	598
BACCHUS, ALBAN	32	37	242	27	32	269
BAFITIS, HAROLD				<5	<5	20
BAGO, MARIACLARA	17	38	59	54	141	71
BAIJNATH, JOAN	1,430	3,561	73	2,330	6,064	102
BAKER, JOHN	6	10	249	85	187	261
BALDA, LAURA	<5	6	55	10	15	51
BARBOUR, MONIQUE	<5	5	568	10	18	94
BEINHAKER, NEIL	8	22	400	<5	10	400
BELOTTI, MICHAEL	395	1,185	50	394	1,182	50
BENAIM, MONROE	<5	<5	60	<5	<5	75
BENSIMON, JAIMY				<5	<5	600
BERMAN, MIKHAIL	<5	<5	130	<5	<5	30
BERRY, ADAM	5	6	40	122	224	38
BLOCK, MICHAEL						
BOLTUCH, ROBERT				14	37	50
BONE, MELANIE	25	57	99	247	576	80
BRESKY, KENNETH	15	45	54	14	42	55
BRISKIN, ROBERT						
BROWN, NEAL	11	33	200	11	33	200
BROWN, RYAN				<5	<5	50
CAMERON, BLAINE	6	6	95	<5	<5	100
CANASI, JAVIER	28	50	196	83	146	177
CANAVES-NUNEZ, SONIA	<5	5	48	10	13	50
CARIDI, STEVEN	<5	<5	80	13	18	72
CARR, ORLON	102	198	448	172	303	523
CELIGOJ, FRANK						
CHAPMAN, GLENN	<5	<5	76	11	20	69
CHRZAN, DOMINIK	334	813	166	368	907	159
CICHOWICZ, IVAN						
COHEN, AARON	19	38	1,298	40	69	1,314
COLLINS, ROBERT	<5	<5	40	<5	<5	70
CONLEN, RICHARD	<5	6	75	5	10	308
COOPER, HARRY	7	13	4,369	27	60	1,302
COSTELL, BRIAN	12	29	94	20	44	89
DAVIS II, CEDRIC						
DAVIS, MITCHELL	278	783	51	687	1,876	47
DELTOR, PIERRE						
DELUCA, JOHN	<5	5	880	5	14	300
DELUCA, MARK	<5	9	133	<5	12	150
DHANDA, ANAND	<5	7	195	<5	5	193
DIAMOND, PAUL	8	18	160	8	18	160
DISCEPOLA, CONSTANTINA	145	391	177	137	371	104
DRUCKER, RICHARD				7	14	213
DUDLEY, ROBERT	21	42	33	129	265	40
DURAN, ROBERTO	12	36	42	51	101	41
EISENBERG, BRUCE	12	35	30	10	30	30
EL-HADDAD, AHMED	19	41	42	379	867	39
ETTEDGUI, DANIEL	<5	<5	56	15	18	61
FERREIRA, MICHELLE	<5	<5	47	6	12	73
FICHMAN, HERBERT	29	76	110	55	147	89
FIDEL, JEFFREY	1,012	3,029	51	1,006	3,010	51
FORTIER, DANIEL	27	58	88	28	62	74

Table 16. Individual Physician Average Daily Dose for Orders of Low-THC Cannabis and Medical Marijuana by Topical Route from October 1, 2018 through September 30, 2019.

Physician County	Low-THC Cannabis Number of Certifications	Number of Orders with Topical	AVG Daily Dose (mg)	Medical Marijuana Number of Certifications	Number of Orders with Topical	AVG Daily Dose (mg)
STATEWIDE	258,286	702,422	707	320,008	852,108	598
FRIEDMAN, JARROD	<5	<5	300	21	31	103
FRIEDMAN, ROBERT				18	34	29
FRISCH, ANNA	<5	<5	600	19	37	419
GALANTE, EDGARDO						
GARIB-SANKAR, ANITA				14	20	47
GHEN, MITCHELL	<5	<5	300	<5	9	700
GIONIS, THOMAS	<5	<5	120	25	67	97
GIOVANELLI PORRATA, CLAUDIA						
GIRARD, JOHN	<5	<5	87	<5	<5	78
GLOVER, LESLEY	25	42	107	36	61	120
GOLGOTIU, ADRIAN	<5	<5	40			
GRABER, MYLISSA	7	16	77	12	29	92
GUNTHER, ROBERT						
GUTHRIE, JENNIFER	880	2,261	99	1,179	3,103	102
HAO, YIHONG	<5	<5	16	<5	<5	68
HAYM, JEROME	314	832	399	739	1,970	589
HEVERT, DAVID	5	9	170	<5	<5	347
HORVATH, EDWARD						
HOUSS, CAROLYN	<5	<5	80	<5	<5	93
HUNT, CHRISTOPHER	5	9	483	34	60	1,243
HUQ, ZAHIDUL	<5	<5	7	<5	5	8
HUTTON, BRETT				<5	<5	30
JAFFE, KENNETH	<5	<5	20	10	20	30
JARIAL, RAVINDER						
JAVED, MOHAMMAD	<5	<5	55	34	76	83
JEWELWICZ, DANIEL						
JORDAN, THOMAS	<5	<5	100			
JUSINO, EDUARDO	9	15	87	68	152	56
KAPLAN, EDWARD						
KATEB, DAVID						
KHAN, IRFAN	26	65	89	33	83	64
KILEY, LINDA	6	15	50	5	8	60
LALIA, JOSEPH						
LANE, KERRY	<5	5	180	11	29	181
LARocca, TULISA	<5	<5	30			
LAUX, GARY	<5	<5	20	34	54	28
LEICHMAN, GERALD	72	208	56	223	561	50
LEVITT, ALISON	<5	<5	100	<5	<5	50
LEWIS, BENNETT	49	120	100	389	1,116	103
LICHTSHEIN, GIL	21	41	115	44	84	99
LIOGIER-WEYBACK, LUIS ENRIQUE	41	111	138	149	380	75
LIPORACE, DAVID				9	13	75
LIPP, IRWIN				7	20	59
LIPSON, BRAD	103	164	1,188	205	281	1,462
LOPEZ-IVERN, FERNANDO						
LOSS, MICHAEL	528	1,393	305	529	1,396	401
LOVINGER, ROBERT	482	1,268	416	745	2,033	450
MALDONADO BURDETTE, EDWIN	23	23	131	113	113	93
MANDELL, KENNETH				5	5	106
MANSELL, KIMBERLY				<5	<5	100
MARKS, MITCHELL				<5	<5	87
MARTINEZ, GLADYS	249	665	193	292	748	181

Table 16. Individual Physician Average Daily Dose for Orders of Low-THC Cannabis and Medical Marijuana by Topical Route from October 1, 2018 through September 30, 2019.

Physician County	Low-THC Cannabis Number of Certifications	Number of Orders with Topical	AVG Daily Dose (mg)	Medical Marijuana Number of Certifications	Number of Orders with Topical	AVG Daily Dose (mg)
STATEWIDE	258,286	702,422	707	320,008	852,108	598
MARTINOFF, RICHARD	5	7	73	6	9	82
MASSE, NICOLA	177	349	1,294	946	2,441	685
MATE, LASZLO				<5	<5	30
MATEZ, MITCHELL						
MATILSKY, MERNA KAREN	7	18	52	36	74	39
MCCORMICK, MARK						
MEISELMAN, HOWARD	22	39	37	222	513	38
MENDELOW, GARY	161	416	45	361	949	47
MERSON, MARCIE	30	54	168	31	57	161
MEWAR, SEETAL	8	13	49	<5	6	33
MILLER, ADRIENE	<5	<5	20	<5	7	79
MONTALVAN, JORGE						
MONTOYA, JACQUELINE	14	26	28	38	78	27
MOORE, CELINA				<5	<5	10
MORAES, BRIAN	9	23	119	18	38	121
MORGAN, ANNE	409	753	158	562	1,058	172
NAM, PEDRO	<5	<5	41	21	40	93
NIR, ITZHAK						
NOBLE, ANJALI				<5	5	140
OLIN, MICHAEL	<5	10	20	<5	10	20
ORELUS, EMMANUEL				<5	<5	500
PARIKH, NAVAL				<5	<5	100
PARIS, MARK	<5	7	600	20	38	586
PARRILLA ROSARIO, EDWIN				6	6	31
PESSAH, ARYEH				<5	<5	30
PICKHOLTZ, DOV	27	66	27	175	350	22
PROVOST, TYLER				<5	<5	45
QUINONEZ, GERARDO	<5	<5	10	<5	<5	19
RAJAMANICKAM, SURESH	<5	<5	20	<5	<5	10
RAKOFKY, JONATHAN	<5	<5	100	6	9	61
RAMIREZ, ANGELICA	<5	<5	10,650	<5	<5	10,450
RATHBUN, KATHLEEN	9	18	58	41	73	83
ROBERTS, EVANS						
RODELL, SUSAN						
ROSENBLATT, MELANIE	16	35	39	32	55	38
ROSSELLI, MATTEO				<5	<5	90
ROWLAND, WILLIAM	45	105	99	53	116	112
RUBIN, STUART						
RYMER, WILLIAM	247	595	97	1,171	3,103	52
SABIDO, MICHAEL				31	62	56
SADOW, SAMUEL	712	2,043	164	745	2,097	161
SANCHEZ, PEDRO	6	6	65	12	18	53
SCHNEIDER, ROBERT	46	98	91	51	106	92
SCHOLLE, JANET	<5	<5	5	<5	<5	5
SCHWARTZ, PAUL	9	12	118	8	11	1,685
SCHWARZ, HAROLD	<5	<5	50	7	11	108
SEIDELMAN, RICHARD	<5	<5	49	18	25	24
SEMEL, LEWIS				<5	<5	60
SEVERSON, KAREN						
SHARMA, SHEKHAR						
SHESTACK, ADAM	12	22	95	<5	8	85
SIDDIQUI, SAMUEL	186	475	49	436	1,133	52

Table 16. Individual Physician Average Daily Dose for Orders of Low-THC Cannabis and Medical Marijuana by Topical Route from October 1, 2018 through September 30, 2019.

Physician County	Low-THC Cannabis Number of Certifications	Number of Orders with Topical	AVG Daily Dose (mg)	Medical Marijuana Number of Certifications	Number of Orders with Topical	AVG Daily Dose (mg)
STATEWIDE	258,286	702,422	707	320,008	852,108	598
SILVER, STEPHEN						
SILVERMAN, JOEL				<5	<5	23
SILVERS, DAVID						
SINCLAIR, MICHAEL	47	70	118	68	107	104
SINGER, MELISSA	216	496	161	283	608	161
SLOTNICK, DAVID						
SPECTOR, STEVE	160	427	399	934	2,595	397
SPIRAZZA, CARL	<5	<5	30	12	27	40
STEIN, JEFFREY	101	180	94	168	276	96
STRATT, BRUCE	7	13	42	87	178	41
STRONG, DAVID	<5	<5	45	<5	5	28
SZEINFELD, MARCOS				<5	<5	40
TAMBINI, PAMELA	<5	9	100	<5	<5	75
TARIQ, AMBREEN	445	1,212	219	789	2,181	208
TAUBMAN, RANDALL				<5	<5	40
TAYLOR, ALEXANDRA	<5	<5	80	22	37	105
TEMER, ANYA	156	393	112	603	1,377	83
TENDLER, ARON				<5	<5	30
TUMMINIA, LOUIS				7	10	22
VIZCAINO, VANESSA	6	14	54	24	51	91
WARSHAW, IRA	6	16	83	6	16	83
WEINSTEIN, LAWRENCE	12	20	64	9	16	61
WHELIHAN, MAUREEN	10	22	134	137	242	118
WISHNOV, BRUCE	8	16	135	53	101	149
WOLEK, EMILY	789	2,314	51	1,579	4,677	46
WOYOME, STEPHEN						
YEE, GARVIN				<5	<5	20
ZAWADZKI, EDWARD	<5	<5	250	13	24	199
ZEMLIN, RICHARD						
ZOPO, ALEX	<5	<5	80	28	51	121
Pasco	6,083	15,104	141	6,731	16,775	262
ALFORD MERCIER, CHARLENE						
ANDRONICO, KENNETH	9	12	83	95	167	81
BAILEY, TIMOTHY	6	16	200	6	16	200
CANDELORA, PETER	14	35	166	32	83	117
CONDON, JAMES						
DE LA GARZA, MIGUEL	<5	<5	200	5	5	51
FERREIRA, ROBERT	196	550	126	487	1,404	122
FIETSAM, ROBERT				10	18	89
FORMAN, MITCHELL	<5	<5	45	48	70	58
HASHIM, MARK	3,447	8,966	201	3,525	9,184	201
HAYNES, ERIC				<5	7	141
HERSON, DAVID	<5	7	23	<5	6	20
HIGGINS, CYNTHIA	9	16	138	8	15	150
KARAGIOZIS, MICHAEL						
LOGUIDICE, MICHAEL	366	1,018	52	398	1,115	959
MA, LI	<5	8	18	<5	6	10
MARKUS, PETER	<5	12	110	62	178	71
PANGANIBAN, RUDOLFO	13	13	22	11	11	25
PARILO, KARINA	<5	<5	125	5	9	41
PATEL, TANMAY	1,372	2,717	37	1,379	2,734	37
RADICE, PETER				6	7	40

Table 16. Individual Physician Average Daily Dose for Orders of Low-THC Cannabis and Medical Marijuana by Topical Route from October 1, 2018 through September 30, 2019.

Physician County	Low-THC Cannabis Number of Certifications	Number of Orders with Topical	AVG Daily Dose (mg)	Medical Marijuana Number of Certifications	Number of Orders with Topical	AVG Daily Dose (mg)
STATEWIDE	258,286	702,422	707	320,008	852,108	598
RAMIREZ, EDGAR						
RUIZ, ESTEBAN	53	53	83	58	58	80
SYED, ASMA	11	22	100	11	22	100
VIEIRA, LEONARDO	571	1,653	53	577	1,660	690
Pinellas	36,652	103,501	90	39,908	111,660	93
ABDOOL, SHEREZA	<5	5	50	7	9	50
AGIN, BRENT				17	36	76
ANDERSON, KATHY	57	108	150	61	115	152
ANDRIOLA, MICHAEL	5	6	200	<5	8	318
ASARE, KINGSLEY	<5	<5	150	<5	<5	150
AVERY, LISA	370	1,035	93	392	1,102	89
BALDIZZI, ANTHONY	<5	<5	100	5	13	105
BECKER, DAVID	<5	<5	200	6	11	818
BEYER, JOEY	317	927	67	320	928	67
BOTTARO, NICHOLAS	1,887	5,621	51	1,887	5,612	51
BOWMAN, STEVEN	6	14	68	6	12	63
BROWN, LORA	2,041	4,644	118	2,326	5,785	113
BROWNE-KING, ESTHER	69	207	50	69	207	50
BRUNO, MICHAEL	9	22	50	10	28	50
BRUNSON, ADAM	<5	8	80	32	78	62
BUNCH, JENNIFER	36	98	51	69	169	61
CABELLO, DANIEL	20	48	59	21	52	62
CAMPANILE, RICHARD	59	135	218	63	142	210
CANTON, LARRY	<5	5	60	29	54	457
CAPPIELLO, GERARD	<5	<5	50	<5	<5	50
CARVALLO, EDWARD	1,870	4,694	50	1,873	4,697	38
CHEESMAN, DAVID	18	54	500	18	54	500
CHIARELLO, NANCY	507	1,513	50	506	1,509	50
CHIPMAN, HOWARD	7	17	99	42	93	97
CHUNG, CHARLES	881	2,641	51	880	2,633	51
CORZO, HECTOR	<5	<5	13	<5	<5	20
CROWLEY, EMILY	831	2,408	138	916	2,664	132
DECOSMO, JOHN	28	56	91	131	245	100
DELUCIA, EUGENE	10	21	236	12	24	234
DEUTSCHER, EDWARD	<5	<5	80	14	20	91
DEVRIES, BENJAMIN						
DIDONNA, MICHAEL	<5	<5	83	39	54	72
DRYER, JOSEPH	84	210	62	246	626	67
ELLIS, NATALIE	999	2,983	110	1,023	3,045	111
FINE, STEVEN	15	45	253	15	45	253
GARCIA-LEYVA, GISELA	<5	<5	181	<5	<5	160
GILROY, PATRICIA	7	19	100	7	20	100
GOLDSTEIN, GARY	62	142	104	62	142	104
GROSSGOLD, ANDREAS						
HAYNES, SHERYL	93	145	794	182	272	716
HORNER, TAMI	53	118	200	52	118	200
HOSSAIN, IMTIAZ	<5	<5	60			
KAMAJIAN, GEORGE	159	161	670	479	488	693
KAUZLARICH, JOHN	<5	12	90	<5	12	90
KHALAF, MOHAMED ABDEL	10	31	377	10	29	376
KHAN, ABRAHAM	218	611	105	261	696	105
KHOUSAKOUN, SOMPHANH						

Table 16. Individual Physician Average Daily Dose for Orders of Low-THC Cannabis and Medical Marijuana by Topical Route from October 1, 2018 through September 30, 2019.

Physician County	Low-THC Cannabis Number of Certifications	Number of Orders with Topical	AVG Daily Dose (mg)	Medical Marijuana Number of Certifications	Number of Orders with Topical	AVG Daily Dose (mg)
STATEWIDE	258,286	702,422	707	320,008	852,108	598
KOTAK, TANUJA	<5	<5	20			
LANDAU, IRWIN	19	57	50	19	57	50
LANDRY, ABNER						
LEIMBACHER, JEFFREY	1,378	4,126	115	1,380	4,132	115
LESLIE, FRED	<5	<5	44	7	15	44
LEVINE, BRETT	8	12	44	104	219	45
LIBREROS-CUPIDO, JAIRO	<5	<5	30	<5	<5	50
LIN, JENG	<5	<5	125	<5	<5	125
MAINOR, HENRY	45	107	97	51	124	96
MARGOLIN, JERRY	351	1,007	213	430	1,195	199
MAZA, RICHARD	13	28	495	23	50	1,246
MEADOWS, WILLIAM	5	8	63	45	107	186
MONROE, KAREN	332	961	100	710	1,745	77
MONSON, ANTONIO	565	1,675	108	571	1,693	110
MURRAY, MICHAEL	<5	6	200	<5	6	200
NIELSEN, JAMES	246	738	200	246	736	200
NUTINSKY, CHARLES	1,965	5,861	50	1,965	5,854	50
OLSZEWSKA, PAULINA	625	1,875	50	625	1,875	50
OSTRZENSKA, KATARZYNA						
PALANCA, EDUARDO	262	534	269	262	537	269
PHILLIPS, BRANDI	55	127	214	55	127	200
POLLAN, ALINA	<5	7	79	<5	7	79
POLLOCK, DIANA	30	66	98	37	81	89
RIKER, SYLVAN	880	2,085	51	880	2,086	40
RINDE, JOHN	496	1,217	50	496	1,217	46
ROBINSON, STACEY	<5	<5	40	<5	<5	40
RODRIGUEZ, KATHERINE	<5	<5	415			
ROPHIE, RALPH	48	128	92	967	2,868	100
ROSEWATER, STANLEY	816	1,704	51	817	1,705	49
ROSIN, JOSEPH	<5	<5	200	<5	<5	200
ROTHMAN, JACK	2,852	8,541	51	2,853	8,539	52
SALCEDO, STEPHEN	528	1,576	50	528	1,574	50
SAMUELSON, HEATHER	189	567	50	189	567	50
SANKOORIKAL, ANTONY	<5	<5	6	<5	<5	6
SCHNEIDER, JEAN-RAPHAEL	23	61	53	68	190	48
SCHOW, DENISE	2,751	8,223	51	2,751	8,222	51
SCHOW, DOUGLAS	1,661	4,979	51	1,661	4,983	51
SHAH, SADHANA						
SHAPIRO, DAVID	81	132	56	83	132	54
SINAIKIN, PHILLIP	32	95	224	34	99	221
SIRNA, ELIZABETH	10	28	116	15	41	104
SPRINGS, JULIA	916	2,654	199	1,004	2,929	200
STOICI, ROXANA	<5	6	104	<5	<5	124
STRIKOWSKY, STUART	934	2,791	50	934	2,791	50
SUBRAMANIAN, VALLI						
SZABO, BRIAN	3,359	10,044	50	3,361	10,054	50
TAHIRAJ, GENTI	77	219	242	77	215	239
TALATI, AMAR	191	380	244	285	541	213
TAYLOR, MARC	<5	<5	200	<5	7	243
TEEKELL-TAYLOR, LEAH	145	418	200	148	422	200
TEYTELBAUM, RENATA	33	63	63	37	75	70
THOMAS, MARI	2,058	6,145	199	2,055	6,134	199

Table 16. Individual Physician Average Daily Dose for Orders of Low-THC Cannabis and Medical Marijuana by Topical Route from October 1, 2018 through September 30, 2019.

Physician County	Low-THC Cannabis Number of Certifications	Number of Orders with Topical	AVG Daily Dose (mg)	Medical Marijuana Number of Certifications	Number of Orders with Topical	AVG Daily Dose (mg)
STATEWIDE	258,286	702,422	707	320,008	852,108	598
VAN BENSCHOTEN, CHRISTOPHER	1,035	2,896	225	1,139	3,252	222
VERMA, DEEPA	11	18	222	11	18	222
WALLACE, ROBERT				<5	8	388
WESTON, KHALILAH	<5	<5	80	11	25	680
YCAZA, LUIS	305	898	180	306	901	178
ZHENG-SMITH, WENTING	543	1,629	50	543	1,629	50
Polk	1,921	4,978	149	2,227	5,511	162
AHLUWALIA, PRAMJEET	<5	<5	63	5	5	60
ALVARADO, RONY	22	22	100	22	22	100
BOLARAM, JAYANTH	<5	<5	89	15	21	127
HUANG, CHARLES				<5	7	91
ISSAR, JEETENDRA	<5	<5	80			
ISSAR, REKHA	<5	<5	25	<5	<5	43
JORGE, JAIME	21	21	20			
KALAN, SHIVAM						
KAUFMAN, SETH	9	13	37	9	13	37
KHAN, AFTAB						
LOUISVILLE, TOMMY	<5	<5	200	8	9	28
MIRANDA, FERNANDO	36	108	215	36	108	215
MONDELLO, CHRISTOPHER	779	2,224	49	735	2,074	90
MOORE, JAMES	<5	<5	20			
NAVARRO, RICARDO	7	12	93	10	18	105
OKAFOR, CHUKWUKA						
ROBINSON-FARAH, GRAHAM	27	41	77	153	241	73
RUBENSTEIN, LISA						
SAYLOR, JASON	47	47	99	49	49	99
SCHWARTZ, JEFFREY	940	2,439	243	1,150	2,889	224
SMITH, WANDA	<5	<5	200	<5	6	200
TORRES, BENITO	14	28	188	15	31	136
VERNIER, ERIC	5	7	61	11	14	74
Putnam	9	14	117	9	13	120
PENDRAK, ROBERT	9	14	117	9	13	120
Santa Rosa	755	2,080	153	767	2,098	153
BARBER, LAURA	239	717	102	239	717	102
BROWN, RACHEL	283	791	200	284	791	200
CABREROS, FLORA LORNA				<5	<5	38
GARG, PURUSHOTTAM	5	5	60	<5	<5	83
HUDSON, JANICE				<5	7	45
IGLEBURGER, JAMES	118	341	100	118	341	100
SHARP, ELAINE	82	165	280	84	170	282
VIGLIONE, DEBORAH	28	61	100	31	64	108
Sarasota	21,524	59,344	246	22,596	62,457	187
ANGELASTRO, NICHOLAS	13	26	230	40	84	237
ARISTIMUNO, JOAQUIN	16	41	276	24	53	263
ARNE, ELMER	6	13	200	10	20	200
AUNG-DIN, RONALD	346	882	184	348	892	185
BENZING, PEGGY	774	2,120	203	803	2,198	203
CHEN, WELLINGTON	120	359	203	122	363	113
COLE, WILLIAM	<5	8	98	47	128	104
DE LOACH, VICTOR	115	319	494	115	319	494
DIENER, HOWARD	8	8	656	17	21	658
ELSBREE, SCOTT	<5	9	200	<5	9	200

Table 16. Individual Physician Average Daily Dose for Orders of Low-THC Cannabis and Medical Marijuana by Topical Route from October 1, 2018 through September 30, 2019.

Physician County	Low-THC Cannabis Number of Certifications	Number of Orders with Topical	AVG Daily Dose (mg)	Medical Marijuana Number of Certifications	Number of Orders with Topical	AVG Daily Dose (mg)
STATEWIDE	258,286	702,422	707	320,008	852,108	598
ERB, DONALD	178	349	103	300	573	106
FARAG, NAGY	1,569	4,634	166	1,574	4,625	169
FERNANDEZ, PETER						
GAUDIEL, REMO	245	687	202	245	685	202
GERMAIN, JACQUELINE	558	1,668	50	559	1,673	50
GORDON, BARRY	5,663	16,943	201	5,660	16,921	202
GRUBBS, GERALD	403	1,111	202	417	1,187	202
GUPTA, VIRIND						
HALIM, TARIQ	41	110	148	51	139	155
HARRIS, JUSTIN	5	5	168	12	21	31
HARVEY, FRED	30	64	125	42	88	119
HENSON, KENNETH						
HOFFMEISTER, TIMOTHY	2,460	7,291	202	2,466	7,303	201
HUME, DANIEL	9	21	2,857	9	21	2,857
IZMIRLIAN, DOROTHY	<5	<5	400	7	10	340
KALNOKY, ACHILLES	472	1,400	150	864	2,557	136
KUNSTMAN, HEIDI	574	1,717	400	573	1,711	400
LEXOW, STEPHEN						
MAMUS, STEVEN				<5	<5	60
MARA, ROBERT	68	195	91	150	442	57
MASON, CLAUDE	11	24	608	17	29	583
MAURIELLO, JOHN						
MERRITT, LISA	<5	<5	20	13	20	42
PATEL, GIRISH	5	14	61	6	17	53
PFÄHLER, KENNETH	52	152	200	62	176	200
SIMOVITZ, RICKY				6	16	300
STEIN, DANIEL	3,476	9,662	515	3,473	9,651	164
TAYLOR, JANET	5	10	727	6	11	616
THORNLEY, VIRGINIA	288	764	111	293	780	111
TRAVNICEK, PETRA	7	13	45	10	16	49
VASS, SUZANNA						
WOLPMANN, MICHAEL	140	415	200	141	419	200
ZALKIN, ADALINE	3,857	8,305	173	4,109	9,277	176
Seminole	3,915	10,967	108	5,563	15,055	116
ALONSO, KENNETH	7	9	58	<5	<5	60
BALDWIN, ALICIA	33	95	142	43	127	97
BRINSON, ASHTON	49	120	143	286	649	156
BRUNO, PATRICIO	<5	7	1,000	<5	7	1,000
BURROWES, ADRIAN	6	6	37	21	48	24
CANNIZZARO, JOSEPH	<5	<5	200			
CEDENO, JOSE	554	1,613	110	971	2,767	114
CHANLATTE-ITHIER, MARINO	873	2,491	162	1,420	4,001	150
FLETCHER, BRANDON	576	1,673	123	680	1,946	118
HOFFEN, BRUCE						
MACISAAC, KATHLEEN	53	69	113	63	99	121
MILTENBERGER, CHESTER	371	926	82	422	1,027	79
MORALES, ALLAMM						
NAGALAPADI, VENKATESH	9	15	65	14	26	64
OH, GREGORY	11	13	23	9	13	17
RICHARDSON-PRICE, MARLA	185	525	171	189	529	171
SCHLAPPER, BRENT	120	230	79	366	611	180
SEIFERT, WALTER	<5	<5	74	<5	<5	50

Table 16. Individual Physician Average Daily Dose for Orders of Low-THC Cannabis and Medical Marijuana by Topical Route from October 1, 2018 through September 30, 2019.

Physician County	Low-THC Cannabis Number of Certifications	Number of Orders with Topical	AVG Daily Dose (mg)	Medical Marijuana Number of Certifications	Number of Orders with Topical	AVG Daily Dose (mg)
STATEWIDE	258,286	702,422	707	320,008	852,108	598
SELSKY, CLIFFORD	<5	5	1,240	14	31	624
ZELIKOVSKY, SHIRLEY	1,058	3,166	50	1,058	3,169	50
St. Johns	1,792	5,041	68	3,438	8,771	90
CARTWRIGHT, JOSEPH	24	51	105	37	75	92
CORNEAL, SCOTT						
COVINGTON, DONALD						
ECKERT, ROBERT	1,442	4,270	50	1,441	4,267	50
ELKINS, ROBERT	29	59	146	391	1,075	188
FREIDENSTEIN, JAMES	31	42	138	65	81	88
GIBSON, GREGORY						
GRIFFIN, RYAN	33	68	200	33	68	200
HENRY, JOSHUA	51	86	90	1,180	2,510	98
LONG, ADRIAN	150	406	207	156	423	211
MODEL, DMITRIY	28	53	20	109	219	20
SOLEYMANI, SAMAN				9	14	15
TOCHTENHAGEN, CHLOE	<5	6	79	17	39	81
St. Lucie	3,641	9,282	141	5,255	13,444	147
BALL, ADAM						
BLUM, MICHAEL	<5	<5	80	<5	8	35
CHING, PEGGY	752	2,004	105	1,579	4,280	103
CONIDI, FRANCIS	8	12	55	<5	5	46
DAMERON, DANA				<5	<5	10
ELLIOTT, PAUL	<5	<5	60	5	7	36
ESCOBAR, JUAN	<5	5	30	28	46	38
EUGENE, JEAN-MARIE	13	29	300	17	35	300
FERNANDEZ MIRO, ULISES	<5	<5	10			
GLENER, DAVID						
HILL, JAMES	351	849	45	370	891	236
HOPPE, LEIGH						
IANNOTTI, NICHOLAS	25	47	351	40	80	284
KAUFFMAN, DEBORAH	6	12	53	14	31	47
LAMPARD, WILLIAM	13	17	46	53	99	43
MCCAIN, JESSICA	1,475	4,170	133	1,863	5,296	129
PORRAS POLO, ERNESTO				5	6	297
POTO, ANTONIO	5	5	136	64	68	149
RINCON, GEORGE	26	60	149	30	74	141
ROSEN, SETH	5	11	273	5	11	273
SCHMIDT, PAUL	<5	<5	10	<5	<5	223
SIGMAN, TIMOTHY	663	1,538	274	744	1,817	289
SWANSON, PAUL	9	14	271	18	34	228
SWARTZ, SIDNEY						
WERTHEIM, MICHAEL	5	10	300	7	14	271
YECKES RODIN, HEATHER	31	65	283	47	89	262
ZELINKA, MAUREEN	246	430	36	356	548	36
Sumter	1,019	2,707	168	2,719	7,562	346
BELL, MARGARET						
BISBY, SHERI	27	54	2,024	218	481	3,396
CASTALDO, JOHN	<5	<5	500	26	26	485
DSTTEFFANO, DANIEL				12	18	297
ECKLIND, JERROLD	56	66	100	56	66	99
HANNUM, ROBERT	928	2,577	130	2,401	6,961	138
OLLIVIERRE, CARL	<5	6	42	<5	<5	50

Table 16. Individual Physician Average Daily Dose for Orders of Low-THC Cannabis and Medical Marijuana by Topical Route from October 1, 2018 through September 30, 2019.

Physician County	Low-THC Cannabis Number of Certifications	Number of Orders with Topical	AVG Daily Dose (mg)	Medical Marijuana Number of Certifications	Number of Orders with Topical	AVG Daily Dose (mg)
STATEWIDE	258,286	702,422	707	320,008	852,108	598
RAMIREZ, GERARDO	<5	<5	50	<5	8	69
SERRA, HIGINIO						
Suwannee	10	23	1,270	96	260	944
MOORE, EDWIN	10	23	1,270	96	260	944
Volusia	10,216	28,800	168	11,105	30,902	147
BENEZETTE, ALYN	860	1,907	441	1,175	2,890	433
BENTLEY, JAMES	236	576	2,081	248	608	504
BERNARD, JOHNNY	3,036	9,081	195	3,032	9,067	196
BOHANNON, JOHN						
BRADY, WILLIAM						
CHANMUGAM, JAY	<5	<5	150	47	60	84
CHEWNING, JOHN	15	32	212	55	119	163
COLLAZO, SYLVIA						
CORAK, JEFFREY						
CROUCH, EUGENE						
DUREN, LAURA				<5	5	2,544
ESMAIL-RAWJI, ADAM	<5	<5	60	<5	<5	20
FELDMAN, ANDREW				<5	7	77
GAREWAL, MANDEEP	<5	6	45	6	8	41
HALL, PAULA	26	73	65	56	155	127
HANFLINK, NATHAN	268	550	99	365	749	99
JACKSON, ALLEN						
JEPMA, JOHN				22	38	42
KENDRICK, MARK				<5	<5	20
KENT, ROBERT	26	58	75	51	108	69
KONICEK, ONNA	<5	<5	50	5	5	44
MIRABELLI, JORGE	7	7	24	25	25	22
NAIR, SANTOSH				<5	<5	30
OLUSEGUN, TINUADE	5,180	15,362	50	5,178	15,346	50
ONYEMA, JUDEPATRICKS				20	39	204
PARADIS, KRISTYNA	<5	<5	128	<5	9	124
PARNELL, JOHN	81	89	75	103	128	66
PICCHIELLO, ANTHONY	16	26	130	21	40	138
POTTER, WILLIE	35	38	66	43	49	57
POTTS, RICHARD						
RYAN, LORRAINE	92	265	155	92	266	144
SCHEFSKY, HARVEY	<5	<5	75	42	69	53
SCOTT, CLARENCE	<5	<5	2,400	<5	5	7,255
SHEMIRANEI, SAIED	23	54	71	29	62	74
SPENCER, ROGER	16	48	200	17	51	200
TIKKU, DEEPAK				<5	<5	200
TRAPANI, VICENTE	207	425	197	240	542	209
VAN DIEPEN, PATRICIA	70	176	201	72	188	199
VINTIMILLA, MARIA	<5	<5	250	<5	<5	200
VISVALINGAM, BHANU				<5	<5	35
WATRY, STEVEN				5	10	95
WULFF, KRISTIN				10	24	49
YEE, JOHN	8	10	39	126	216	76
Walton	3,669	10,468	97	3,844	10,825	97
ASENCIO, BRENDA LIZ	2,735	8,201	100	2,734	8,143	100
BLOUNT, CALVIN	306	608	47	326	665	47
CHERN, RICHARD	6	12	113	6	12	113

Table 16. Individual Physician Average Daily Dose for Orders of Low-THC Cannabis and Medical Marijuana by Topical Route from October 1, 2018 through September 30, 2019.

Physician County	Low-THC Cannabis Number of Certifications	Number of Orders with Topical	AVG Daily Dose (mg)	Medical Marijuana Number of Certifications	Number of Orders with Topical	AVG Daily Dose (mg)
STATEWIDE	258,286	702,422	707	320,008	852,108	598
CLARK, LISA	67	195	57	69	200	57
FAWAZ, FAWZI	10	21	100	10	21	100
HIGHT, PERRY	36	95	198	50	117	191
JOHN, THOMAS	172	359	102	176	374	102
JOHNSON, STEPHANIE	332	972	101	460	1,272	100
PICHARDO, NELSON				<5	<5	200
PUGLIA, JACQUELYN	5	5	100	12	18	100
Washington	7	13	100	27	47	119
LAPUZ, LAURO	7	13	100	27	47	119
Not Practicing	2,217	5,962	203	2,217	5,958	102
BERK, STUART						
HAMMESFAHR, WILLIAM						
REICH, NORBERT	<5	<5	12	<5	<5	6
SCHULMAN, ROBERT	2,216	5,961	203	2,216	5,957	102
Out of State	2,506	7,249	173	2,684	7,704	166
CAMPBELL, JAMES	29	87	200	29	87	200
CAPUANO, MATTHEW						
COLE, SHOLA	306	916	176	335	1,005	131
GELFAND, PETER	<5	5	44	<5	8	34
LAKIN, RYAN						
LEVITT, DAVID	586	1,548	200	644	1,710	200
MAAROUF, JOHN	26	64	90	67	160	91
RENO, LETICIA	<5	<5	200	5	5	160
ROSS, HARRIS	<5	<5	200			
TOLENTINO, JACLYN				<5	<5	30
TRONSHAW-GETTINGS, NAPATIA	51	153	300	49	147	300
UPHUES, MICHAEL						
VREDENBURGH, JESSE	13	37	157	13	37	150
WARD, GREGORY	43	128	50	43	128	50
WOLFF, RICHARD	817	2,438	209	863	2,551	206
YARD, LAURA	630	1,869	102	631	1,864	103

Table 17. Statewide and County Certifications Overall, and Total Supply Ordered in all Certifications for Low-THCCannabis and Medical Marijuana by Inhalation and Oral Routes from October 1, 2018 through September 30,2019.

Physician County	Number of Physician Certifications	Total Supply (mg) Ordered Low-THC Cannabis Inhalation	Total Supply (mg) Ordered Medical Marijuana Inhalation	Total Supply (mg) Ordered Low-THC Cannabis Oral	Total Supply (mg) Ordered Medical Marijuana Oral
STATEWIDE	460,469	39,909,364,654	46,288,125,073	38,038,925,284	42,332,836,822
Alachua	5,313	80,349,650	110,348,423	94,979,740	110,786,220
Bay	6,286	226,658,870	229,839,703	230,032,290	226,925,540
Bradford	229	2,646,439	3,789,054	2,584,315	2,957,318
Brevard	6,190	60,748,912	148,085,245	73,598,745	152,962,819
Broward	25,554	844,927,191	1,146,702,332	836,680,863	991,801,731
Charlotte	5,002	162,970,415	234,754,138	121,449,497	260,456,000
Citrus	4,135	118,616,150	124,906,380	98,794,548	118,275,913
Clay	3,939	98,276,880	113,382,540	105,095,610	109,628,330
Collier	6,544	245,420,107	388,365,452	141,995,364	143,255,065
Columbia	232	509,650	2,961,500	516,250	589,120
Duval	18,887	460,850,549	563,923,129	457,304,735	492,777,340
Escambia	11,045	328,772,592	363,122,935	347,749,367	331,668,951
Flagler	982	32,015,900	209,231,340	32,698,410	168,935,280
Franklin	5	40,000	47,000	38,500	38,500
Hernando	4,550	190,890,630	202,693,558	141,437,755	144,418,957
Highlands	1,651	8,692,715	34,619,498	7,341,855	23,055,870
Hillsborough	35,402	1,049,068,937	1,882,746,451	1,045,063,231	1,307,269,557
Indian River	3,721	61,237,370	88,631,263	67,085,530	78,576,684
Jackson	17	35,000	111,200	80,040	175,640
Jefferson	2,495	103,099,400	103,876,400	103,033,600	103,078,400
Lafayette	294	6,003,900	6,629,000	4,336,500	4,067,700
Lake	3,368	77,049,720	198,179,388	77,310,285	86,057,690
Lee	34,314	1,875,517,548	2,058,228,924	1,616,125,594	1,477,564,948
Leon	12,571	465,687,105	471,743,790	464,377,485	465,406,368
Levy	131	145,140	1,283,600	201,330	795,808
Manatee	4,170	113,410,435	116,389,303	115,098,935	87,011,881
Marion	4,408	104,342,650	214,789,735	113,012,490	130,391,085
Martin	8,019	80,389,770	529,795,370	81,346,422	488,476,146
Miami-Dade	34,082	26,159,427,403	27,871,724,318	26,222,024,465	27,251,950,318
Monroe	1,600	8,392,189	28,295,575	9,398,930	16,118,914
Nassau	756	24,322,690	24,434,016	24,573,660	24,510,010
Okaloosa	6,173	81,379,035	129,403,737	70,418,350	106,579,186
Okeechobee	146	154,400	677,180		30,000
Orange	22,184	1,335,488,103	826,229,275	491,919,894	1,518,383,625
Osceola	3,516	237,148,860	283,203,975	165,045,750	169,376,550
Palm Beach	42,704	706,223,229	1,287,616,002	478,807,303	758,210,226
Pasco	11,770	252,628,025	517,404,827	208,955,571	333,663,894
Pinellas	46,771	1,482,682,219	1,801,465,981	1,355,224,952	1,466,988,303
Polk	4,516	77,571,218	184,402,468	68,617,605	279,149,584
Putnam	40	193,500	302,500	60,025	108,635
Santa Rosa	1,032	30,261,900	31,895,300	29,998,380	31,226,550
Sarasota	25,027	1,145,869,147	1,466,306,252	1,136,697,868	1,283,896,110

Table 17.Statewide and County Certifications Overall, and Total Supply Ordered in all Certifications for Low-THC Cannabis and Medical Marijuana by Inhalation and Oral Routes from October 1, 2018 through September 30, 2019.

Physician County	Number of Physician Certifications	Total Supply (mg) Ordered Low-THC Cannabis Inhalation	Total Supply (mg) Ordered Medical Marijuana Inhalation	Total Supply (mg) Ordered Low-THC Cannabis Oral	Total Supply (mg) Ordered Medical Marijuana Oral
STATEWIDE	460,469	39,909,364,654	46,288,125,073	38,038,925,284	42,332,836,822
Seminole	8,240	165,321,480	278,772,801	173,848,152	221,251,641
St. Johns	4,803	97,274,809	128,791,257	91,362,165	107,817,125
St. Lucie	7,700	141,950,870	258,204,866	84,836,885	142,082,170
Sumter	4,208	80,066,242	520,762,037	83,334,535	176,810,120
Suwannee	248	5,631,420	31,568,675	9,907,300	24,597,030
Volusia	15,056	631,921,117	593,401,413	646,772,025	547,975,971
Walton	4,267	106,534,243	123,708,700	106,714,393	112,908,548
Washington	752	3,057,320	20,779,545	3,392,860	18,339,511
Not Practicing	2,221	76,827,300	190,328,260	76,943,100	117,139,200
Out of State	3,203	260,664,310	139,269,462	120,701,830	116,318,740

Table 18. Individual Physician Certifications Overall, and Total Supply Ordered in all Certifications for Low-THC Cannabis and Medical Marijuana by Inhalation and Oral Routes from October 1, 2018 through September 30, 2019.

Physician County	Number of Physician Certifications	Total Supply (mg) Ordered Low-THC Cannabis Inhalation	Total Supply (mg) Ordered Medical Marijuana Inhalation	Total Supply (mg) Ordered Low-THC Cannabis Oral	Total Supply (mg) Ordered Medical Marijuana Oral
STATEWIDE	460,469	39,909,364,654	46,288,125,073	38,038,925,284	42,332,836,822
Alachua	5,313	80,349,650	110,348,423	94,979,740	110,786,220
DAVIS, JUSTIN	1,585	8,506,200	23,065,673	12,656,885	19,394,935
GUNN, KATHRYNE	453	39,442,900	44,153,830	39,802,000	42,784,000
JANES, DONALD	30	331,800	638,400	262,500	460,950
MALIK, ALEEM	906	21,886,550	23,912,250	22,711,350	22,798,400
ODOCHA, INNOCENT	91	9,550	193,810	59,035	84,735
RAINS, CAROLINE	302	3,390,800	9,990,810	3,945,640	7,728,580
STEWART, BRENT	1,785	89,850	1,701,650	8,850,330	10,870,620
WEINSTEIN, ALAN	161	6,692,000	6,692,000	6,692,000	6,664,000
Bay	6,286	226,658,870	229,839,703	230,032,290	226,925,540
BARRIO, GEORGE	796	16,434,400	16,442,870	16,611,600	16,630,120
DERKAZ, JEROLD	2,140	89,635,200	89,726,200	89,635,200	89,691,200
EDWARDS, WILSON	35	115,360	375,200	282,870	380,450
FICHTER, LEONARD	344	12,957,900	13,307,900	12,856,900	12,978,900
HAMMAD, MUSTAFA	14	294,000	294,000	294,000	294,000
MOLINARI, VINCENT	70	1,771,350	1,823,400	1,469,650	1,474,450
MONASTERO, JOSEPH	2,392	100,149,000	100,121,000	100,177,000	100,149,000
MULLIS, STEVEN	29	67,230	632,728	38,850	84,790
NAZIR, KHURRAM	251	38,700	3,217,975	3,075,270	1,761,700
REED, MYRA	23	376,300	617,830	390,300	587,700
SHAABAN, MUHAMMAD	6	126,000	126,000	126,000	126,000
TEDAOTAO, MARIA	77	3,569,650	1,980,000	3,946,250	1,639,950
ULLMANN, M	<5	280	2,100	1,400	280
ZABIH, ISMAIL	108	1,123,500	1,172,500	1,127,000	1,127,000
Bradford	229	2,646,439	3,789,054	2,584,315	2,957,318
DECERCE, JOHN	229	2,646,439	3,789,054	2,584,315	2,957,318
Brevard	6,190	60,748,912	148,085,245	73,598,745	152,962,819
ARORA, SIDDHARTH	15	133,170	106,495	58,800	63,455
CAPRARO, FRANCES	10	80,500	55,300	2,100	2,100
CHANDRA, SUMEET	152	616,000	16,236,500	2,815,960	16,845,780
CROWLEY, SEAN	<5	61,250	73,850	70,000	82,600
DOMINGUEZ, DAVID	228	325,010	2,314,775	141,450	294,500

Table 18. Individual Physician Certifications Overall, and Total Supply Ordered in all Certifications for Low-THC Cannabis and Medical Marijuana by Inhalation and Oral Routes from October 1, 2018 through September 30, 2019.

Physician County	Number of Physician Certifications	Total Supply (mg) Ordered Low-THC Cannabis Inhalation	Total Supply (mg) Ordered Medical Marijuana Inhalation	Total Supply (mg) Ordered Low-THC Cannabis Oral	Total Supply (mg) Ordered Medical Marijuana Oral
STATEWIDE	460,469	39,909,364,654	46,288,125,073	38,038,925,284	42,332,836,822
FILIBERTO, FRANK	737	12,055,150	41,814,930	12,119,200	25,783,040
HUNTON, REBECCA	26		72,800	68,600	140,000
IRELAND, BRIAN	214	1,142,350	2,608,740	332,380	780,810
JAFFE, TODD	18		33,880	68,950	102,380
LEBRON SANCHEZ, JUAN	11	216,650	330,050	227,500	225,400
LESSER, MICHAEL	378	79,490	5,293,987	111,050	932,434
LORENTE, MIGUEL	16	9,870	107,450	15,400	73,500
MADLENER, JOHN	81	497,050	627,345	558,305	665,325
MAZO, JOSSE	1,310	313,925	12,344,360	487,675	6,801,310
MCTAMMANY, MARK	<5	3,675,000	3,675,000	8,820,000	8,820,000
MILEY, JANET	337	2,409,320	4,127,740	3,837,340	6,259,240
NAMBA, MICHAEL	<5	42,000	42,000	42,000	42,000
NIELSEN, RICHARD	1,176	33,153,775	37,970,915	33,305,225	69,257,815
RADU, MIOARA	118	155,400	923,115	50,340	447,025
RAGSDALE, VERNICE	871	1,058,372	11,032,348	5,136,180	7,984,165
ROJAS, JOSE	10		78,400		21,700
SANTIAGO, JUAN	<5	71,400	150,150	69,300	105,000
SKADEN, JIBRIL	21	105,350	173,050	64,400	108,150
SORIANO, VICTOR	<5		175		
TA, LAN	5	586,800	632,900	596,300	623,400
WOLFINGTON, MICHAEL	<5	14,000		14,000	
WOODARD, DANIEL	71	203,000	1,171,040	256,900	992,400
ZIPPER, KIM	372	3,744,080	6,087,950	4,329,390	5,509,290
Broward	25,554	844,927,191	1,146,702,332	836,680,863	991,801,731
ALHOMSI, ABED	9	5,600	41,405	1,400	5,600
ALSHON, JOSEPH	484	143,672	2,941,945	178,260	857,220
AMADI, HEPHARAT	163	4,682,850	7,715,095	4,833,000	7,066,715
ANSCHUETZ, DANNELL	81	57,300	1,310,295	162,400	631,998
ARAIZA, JOSEPH	242	21,990	317,550		46,590
BAEZ, JAVIER	25	209,340	525,670	219,840	531,020
BARRERAS, LUIS	5		432,300	564,000	150,600
BARRON, EARL	<5		9,450		9,450

Table 18. Individual Physician Certifications Overall, and Total Supply Ordered in all Certifications for Low-THC Cannabis and Medical Marijuana by Inhalation and Oral Routes from October 1, 2018 through September 30, 2019.

Physician County	Number of Physician Certifications	Total Supply (mg) Ordered Low-THC Cannabis Inhalation	Total Supply (mg) Ordered Medical Marijuana Inhalation	Total Supply (mg) Ordered Low-THC Cannabis Oral	Total Supply (mg) Ordered Medical Marijuana Oral
STATEWIDE	460,469	39,909,364,654	46,288,125,073	38,038,925,284	42,332,836,822
BARRON, HOWARD	16	10,500	201,950	68,950	321,850
BERMAN, ROBERT	<5		7,000		9,450
BORISIAK, TATYANA	36	14,700	151,620		23,800
BRANDWEIN, GARY	<5				
BRETAL, ANDREA	10	420,000	420,000	420,000	420,000
BRIONES, LUIS	28	172,240	298,800	208,080	219,840
BUSH, DARIN	32	315,000	4,412,250	70,000	2,901,000
CHAPLIK, IGOR	<5		3,500		2,100
CHISTY, KHAJA	164	533,430	3,329,800	355,440	2,155,070
COHEN, MITCHELL	<5		3,500	3,500	3,500
COLAK, KAYA	<5		210,000		
CONCILIO, IAN	5	24,960	90,170	2,800	46,750
COUPET, SIDNEY	16		2,323,740	8,400	54,300
DARCY, SEAN	1,130	1,451,725	19,139,155	1,912,685	10,919,015
DAVIDSON, MYRON	23	84,000	84,000	308,000	308,000
DIAB, KHALED	<5	14,000		5,600	
DONOWAY, ROBERT	5		51,450		12,600
EVANS, LILLIAN	420	329,902,720	329,617,240	329,805,320	329,717,410
EXELBERT, ERIC	81	2,830,600	850,720	4,198,000	771,910
FERNANDEZ SABATER, ALBERTO	<5	294	26,460		
FERNANDEZ, VANIA	18	16,450	106,750	21,700	7,350
FERNANDEZ, WIFREDO	24	36,400	463,820	21,700	26,180
FIELDS, ALLAN	10	86,000	89,000	47,000	47,000
FINK, DAVID	135	1,969,500	4,625,750	2,051,100	4,442,350
FRANK, JAMES	331	7,402,950	15,741,400	7,721,250	14,187,750
GARCIA, BERNARD	165	192,140	1,498,210	338,360	620,580
GARDERE, SERGE-HENRI	7				29,400
GATES, E JASON	<5	42,000	42,000	22,750	
GELBARD, STEVEN	1,274	16,689,050	40,634,975	16,815,675	39,255,455
GITTMAN, ALLAN	15	189,095	388,260	170,200	372,020
GIUFFRIDA, ANTHONY	14		31,500	31,500	56,400
GOLDBERG, ANDREW	85	7,240	139,088	42,170	94,770

Table 18. Individual Physician Certifications Overall, and Total Supply Ordered in all Certifications for Low-THC Cannabis and Medical Marijuana by Inhalation and Oral Routes from October 1, 2018 through September 30, 2019.

Physician County	Number of Physician Certifications	Total Supply (mg) Ordered Low-THC Cannabis Inhalation	Total Supply (mg) Ordered Medical Marijuana Inhalation	Total Supply (mg) Ordered Low-THC Cannabis Oral	Total Supply (mg) Ordered Medical Marijuana Oral
STATEWIDE	460,469	39,909,364,654	46,288,125,073	38,038,925,284	42,332,836,822
GOLDBERG, TODD	6		52,500		96,600
GOLDMAN, JASON	62	51,400	241,920	22,000	90,950
GUTIERREZ, ALVIN	15		39,800	2,500	31,470
HALL, ANTHONY	239	982,360	2,172,940	410,335	663,990
HARAKE, ALI	32	41,220	124,460	70,540	16,100
HARMAN, LEONARD	<5	28,000	68,000		
HARRELL, JON	<5				
HEYWOOD, KENDRICK	165	322,600	4,282,835	619,460	1,024,485
IRIZARRY-ROMAN, MOISES	38	169,300	964,650	179,240	312,090
ISLAM, ZAMIL	90	728,000	2,477,650	644,000	1,933,050
JACKSON, ROOSEVELT	58	226,370	659,374	224,405	507,770
JARVIS, VINCENT	1,016	25,169,290	71,180,080	20,309,570	36,528,170
JAYSON, MAURY	80	882,600	1,863,875	515,050	817,850
JOHN, JONES	15	37,450	94,500	57,050	113,750
KALIRAO, PARAMJIT	18	1,960	32,480	3,150	51,450
KATANICK, CINDY	61	186,000	3,793,870	297,000	852,850
KELLER, NATHANIEL	167	68,114	234,441	10,748	12,530
KHAN, HUMAIRA	<5				
KHANI, HOWARD	6		358,400		358,400
KING, DEREK	1,132	15,036,385	37,978,995	18,077,305	75,268,365
KIRSCHBAUM, NEIL	33	30,800	316,970	282,650	385,470
KOTTURAN, PAULSON	109	58,720	1,685,758	90,520	1,434,836
KOWALSKI, IAN	25		280,000	22,750	350,000
KRICHMAR, PERRY	<5		3,600	2,600	
KUPPINGER, JORDAN	<5		22,490	5,340	6,740
LACROSS, CHRISTOPHER	<5		21,000		21,000
LEE, MARAH	7		82,040		13,440
LENCHIG, SERGIO	159	477,710	1,262,070	603,000	923,470
LEVY, CARLOS	276	11,518,500	11,518,500	11,508,000	11,501,000
LIEBERMAN, DONALD	7	28,000	87,500	28,000	14,000
MARRERO, GABRIEL	39	23,450	155,975	189,050	207,605
MARSH, VICKY	11	14,700	162,570	5,600	105,370

Table 18. Individual Physician Certifications Overall, and Total Supply Ordered in all Certifications for Low-THC Cannabis and Medical Marijuana by Inhalation and Oral Routes from October 1, 2018 through September 30, 2019.

Physician County	Number of Physician Certifications	Total Supply (mg) Ordered Low-THC Cannabis Inhalation	Total Supply (mg) Ordered Medical Marijuana Inhalation	Total Supply (mg) Ordered Low-THC Cannabis Oral	Total Supply (mg) Ordered Medical Marijuana Oral
STATEWIDE	460,469	39,909,364,654	46,288,125,073	38,038,925,284	42,332,836,822
MAY, MARTIN	<5	21,000	46,200	21,000	21,000
MCCLEAN, JACOB	43	225,600	964,840	7,200	504,140
MCKENZIE, MICHAEL	373	4,974,300	13,749,300	4,599,000	8,997,500
MILNE, JAMES	373	293,450	10,821,960	232,640	1,156,200
MIRZA, KHURRAM	<5	3,000	28,000		
MISHKIN, DAVID	10		33,520		20,300
MURPHY, DEREK	1,491	50,728,025	77,220,621	38,890,770	50,445,960
NAWABI, NASEH	38	33,200	834,480	55,600	479,760
NERETTE, JEAN-CLAUDE	19	2,800	30,000	4,840	61,420
ODELL, ROBERT	5		3,150	5,250	9,800
PANDYA , KAYLESH	71	3,082,950	2,717,800	1,873,400	1,812,750
PARDELL, HERBERT	<5		135,000		7,000
PARZYNSKI, PAMELA	1,224	6,386,240	29,595,370	19,607,950	16,735,510
PEARLBERG, KENNETH	24	31,500	436,625	42,000	240,450
PINKSTON, JAMES	1,080	47,910,510	64,023,720	21,039,515	25,184,805
POHLMAN, DANE	69	121,980	350,430	236,040	402,090
PROPIS, MELVIN	136	16,600	1,579,940	104,925	647,435
PULLER, CARRIE ELLEN	22	31,060	146,070	21,000	
REYES, RENE	163	1,743,830	2,555,210	1,968,970	2,512,250
RIVERA MENDEZ, JOSE	28	491,280	1,045,620	451,120	506,280
RIVERA-HIDALGO, ZORAIDA	20		113,385	6,300	115,865
ROBAINA-GONZALEZ, LUIS	71	42,000	1,165,500	807,800	224,000
ROBINSON, KEITH	17	126,000	78,050	703,500	82,250
RODRIGUEZ, FRANK	387	2,351,216	13,734,792	13,972,830	13,824,120
RODRIGUEZ, PAUL	256	675,200	978,400	1,140,100	1,121,050
ROSE, JOHN	146	5,820,500	5,834,500	6,044,500	6,007,750
SACHS, RACHEL	24	72,500	490,750	63,000	217,270
SADDLER, SHAWNETTE	735	833,370	7,627,600	1,282,430	4,546,560
SAFF, GARY	628	206,420	2,147,120	1,270,690	2,606,930
SEIFAN, ALON	72	458,600	2,643,120	759,240	1,368,700
SHAWN, LESLIE	142	15,800	925,490	32,360	241,484
SHERMAN, F.	<5	14,700	50,820		

Table 18. Individual Physician Certifications Overall, and Total Supply Ordered in all Certifications for Low-THC Cannabis and Medical Marijuana by Inhalation and Oral Routes from October 1, 2018 through September 30, 2019.

Physician County	Number of Physician Certifications	Total Supply (mg) Ordered Low-THC Cannabis Inhalation	Total Supply (mg) Ordered Medical Marijuana Inhalation	Total Supply (mg) Ordered Low-THC Cannabis Oral	Total Supply (mg) Ordered Medical Marijuana Oral
STATEWIDE	460,469	39,909,364,654	46,288,125,073	38,038,925,284	42,332,836,822
SILVA, BRIDGET	5	210,000	210,000	210,000	210,000
SILVA, RICHARD	20	6,880	339,090	1,400	4,200
SINGH, ALKA	<5	525	1,925		
SLAVIN, HERBERT	60	132,670	307,960	131,300	250,970
SMITH, DOUGLAS	43		533,750	7,000	455,000
SO FAT, ATUL	8		189,000		73,500
SOFF, MATTHEW	334	402,920	1,586,770	299,710	858,600
SOMMERS, ANDREA	130	883,230	958,130	911,530	934,180
STEINBERG, JEFF	37	112,500	529,200	211,600	126,000
STEINER, DAVID	27	14,000	219,100	50,750	110,250
TADROS, WAGDY	5	1,200	41,000	2,800	
TIRMAL, VIVEK	1,744	72,098,050	74,222,700	72,070,050	73,913,850
TOMCHIK, ROBERT	<5		168,000	52,500	73,500
TROBMAN, MAYER	<5			14,000	
UDELL, BRIAN	19			60,200	157,345
VICE, MARVIN	4,907	171,108,580	189,840,188	172,257,730	174,037,540
VRABLE, ALLAN	<5		17,420		
WARD JR., WILLIAM	<5		2,800	2,800	2,800
WEINER, DOUGLAS	25		308,300	191,200	149,200
WEISMAN, PAUL	1,235	48,553,450	50,312,240	48,690,150	48,429,500
WEISS, CAROLINA	6		968,000	3,960	1,248
WILLIAMS, KAREN	40		181,650	1,400	45,500
WOLF ROSENBERG, AVA	67	643,690	733,080	717,520	750,770
WONG, SIMON	<5		157,500		210,000
YELVERTON, CHERYL	10	2,100	9,000		4,200
ZANNIS, JASON	124	246,940	1,738,920	100,100	557,145
ZELLER, DONALD	<5	126,000	126,000	126,000	126,000
ZITON, LAURA	66	62,150	398,165	534,250	251,960
Charlotte	5,002	162,970,415	234,754,138	121,449,497	260,456,000
BORDY, PASCAL	45	556,150	278,075	362,250	195,300
CAPOTE, NATALIA	30	32,900	566,900	57,850	152,125
DRATLER, STANLEY	11	1,875	15,925		20,850
GARCIA, GERARDO	<5	14,000	10,500	7,000	7,000

Table 18. Individual Physician Certifications Overall, and Total Supply Ordered in all Certifications for Low-THC Cannabis and Medical Marijuana by Inhalation and Oral Routes from October 1, 2018 through September 30, 2019.

Physician County	Number of Physician Certifications	Total Supply (mg) Ordered Low-THC Cannabis Inhalation	Total Supply (mg) Ordered Medical Marijuana Inhalation	Total Supply (mg) Ordered Low-THC Cannabis Oral	Total Supply (mg) Ordered Medical Marijuana Oral
STATEWIDE	460,469	39,909,364,654	46,288,125,073	38,038,925,284	42,332,836,822
GARCIA, JOSE	30	1,018,500	1,043,000	990,500	1,004,500
GREENE, TUCKER	2,208	76,240,940	125,300,244	33,925,626	170,092,705
LITTLE, LEW	557	20,446,000	20,518,800	21,219,800	21,357,100
MCALLISTER, BENNETT	44	78,400	216,810	20,720	79,000
MEMON, TANWEER	225	1,603,550	2,108,520	1,383,700	1,778,500
METYSK, TETYANA	180	5,268,400	5,627,700	5,331,400	5,617,200
MORROW, R	231	9,744,000	9,744,000	9,744,000	9,744,000
PANJIKARAN, ROSAMMA	78		19,005,000	487,500	1,192,100
RAVID, JOSEPH	23	1,594,800	1,657,800	1,720,800	1,706,800
ROSENFELD, LOUIS	21	36,400	168,140		176,400
SHELL, STEVEN	9		241,920		239,120
SMITH, DANIEL	1,164	45,462,500	46,738,950	44,946,843	45,292,750
TAR, LESLIE	122	109,000	748,854	446,508	995,550
TORRES-URRUTIA, JUAN	20	763,000	763,000	805,000	805,000
Citrus	4,135	118,616,150	124,906,380	98,794,548	118,275,913
FALLOWS, CHRISTOPHER	130	25,350	841,595	436,258	1,813,533
GOETHE, ROBERT	2,353	90,117,340	70,590,650	69,355,080	70,144,560
GRACE, JOHN	13		32,165		
HUSSEIN, MALEK	<5	17,500	94,200	12,710	29,420
KALAKATA, VIJAYASEKHARA	<5		26,160		11,550
REDRICK, SCOTT	1,440	27,910,700	49,173,800	28,367,800	42,543,000
SYVERSON, THOMAS	126	73,500	2,909,550	120,750	2,784,600
TORRES, JAIME	43	222,700	719,700	236,300	599,600
WALLIS, B	11	4,200	273,700		84,000
WARD, ELAINE	13	244,860	244,860	265,650	265,650
Clay	3,939	98,276,880	113,382,540	105,095,610	109,628,330
ALESSANDRIA, MARC	37	14,000	745,000	14,000	825,800
ANDRAWIS, ASHRAF	295	273,920	2,703,610	2,128,265	2,665,720
BERNARD, GARY	137	182,475	1,561,615	1,583,120	1,544,425
CASTIEL, ALBERTO	213	51,450	1,658,390	71,190	1,139,730
LAFFERTY, BOBBY	7			2,100	7,000
MAQUERA, VICTOR	76	492,360	50,000	1,141,300	103,600
MARS, DONALD	1,189	50,452,305	56,170,205	52,331,105	54,108,005

Table 18. Individual Physician Certifications Overall, and Total Supply Ordered in all Certifications for Low-THC Cannabis and Medical Marijuana by Inhalation and Oral Routes from October 1, 2018 through September 30, 2019.

Physician County	Number of Physician Certifications	Total Supply (mg) Ordered Low-THC Cannabis Inhalation	Total Supply (mg) Ordered Medical Marijuana Inhalation	Total Supply (mg) Ordered Low-THC Cannabis Oral	Total Supply (mg) Ordered Medical Marijuana Oral
STATEWIDE	460,469	39,909,364,654	46,288,125,073	38,038,925,284	42,332,836,822
MATOS-GARSAULT, HUBER	312	382,400	3,033,245	989,435	1,972,015
MITCHELL, KIA	1,559	46,291,545	46,674,095	46,277,745	46,460,095
RUTERBUSCH, JEFFREY	<5	84,000	84,000	84,000	84,000
SCHEINER, DAVID	<5				1,890
SHAUGHNESSY, JOSEPH	110	52,425	702,380	473,350	716,050
Collier	6,544	245,420,107	388,365,452	141,995,364	143,255,065
BAKER, MATTHEW	185	212,280	852,880	106,740	185,150
BARILE, MICHAEL	231	6,167,650	6,167,400	4,087,500	4,098,840
BLANCO FRANCO, ALEJANDRO	266	8,860,770	38,531,680	2,776,600	2,495,350
BRACCIA, GREGORY	219	10,530,606	10,741,618	10,562,956	10,724,968
BRODERICK, KATHLEEN	<5		14,700		12,600
CAMPBELL, JOHN	47			16,800	
CANTERBURY, JOHN	64	78,020	228,305	75,460	126,370
CHO, SHELDON	51	59,500	42,700	220,600	110,825
COURVILLE, GARY	46	15,400	533,760	15,400	86,600
CUGINI, CHRISTY	6	3,300	1,125		
FAREMOUTH, JAMES	183	5,024,900	5,769,370	5,304,300	6,031,300
FERBER, ANDREW	381	10,447,120	14,908,608	5,041,970	8,803,250
FINAN, EUGENE	<5				840
FUCHS, SCOTT	269	730,311	1,598,557	1,533,098	1,518,539
FULLER, AARON	6		122,500		28,000
GARRY, RONALD	<5	4,200,000	8,610	4,200,000	8,610
GUIDRY, ANDREW	31	4,515,000	4,760,000	4,725,000	4,431,000
HALIKAS, JAMES	150	5,647,000	5,236,540	4,475,700	2,342,390
HOWARD, COREY	10	15,890	41,200	15,400	23,800
HUSSEY, FRANCIS	522	9,533,600	9,527,600	9,552,600	9,599,600
KELLEY, EDWARD	107	88,302,720	147,234,364	735,540	1,116,280
KORUNDA, ZDENKO	255	297,480	862,365	281,945	410,040
MARISTANY, EDUARDO	30	27,800	197,750	84,000	246,550
MARQUES, ROMILIO	<5	14,000	14,000	14,000	14,000
MOORTHY, PRATHIMA	20	1,090,250	25,550	97,720	37,800
PEREZ-RODRIGUEZ, SOCRATES	26	66,710	373,450	72,310	240,450

Table 18. Individual Physician Certifications Overall, and Total Supply Ordered in all Certifications for Low-THC Cannabis and Medical Marijuana by Inhalation and Oral Routes from October 1, 2018 through September 30, 2019.

Physician County	Number of Physician Certifications	Total Supply (mg) Ordered Low-THC Cannabis Inhalation	Total Supply (mg) Ordered Medical Marijuana Inhalation	Total Supply (mg) Ordered Low-THC Cannabis Oral	Total Supply (mg) Ordered Medical Marijuana Oral
STATEWIDE	460,469	39,909,364,654	46,288,125,073	38,038,925,284	42,332,836,822
POTTER, CLINTON	1,223	29,009,010	29,906,300	28,667,900	28,753,340
PUERTO, JUAN	34	488,000	545,400	470,500	523,000
ROBERTS, CAROL	111	131,880	1,266,340	458,340	1,709,108
RODRIGUEZ HERNANDEZ, RALPH	233	5,168,510	5,377,400	4,333,135	4,451,385
ROTH, ROBIN	15			4,200	5,850
RUBINO, MARK	171	3,784,800	5,729,000	1,525,800	1,845,600
SIBLEY, MARK	<5	4,200	4,200	4,200	4,200
SMITH-FERNANDEZ, HEATHER	132	9,600	2,624,530	10,300	176,370
TANDATNICK, CARL	56	638,950	724,540	2,337,400	2,348,100
UTTLEY, THOMAS	58	548,800	849,510	456,750	662,960
VACKER, MARK	1,378	49,758,150	93,473,600	49,731,200	50,077,100
VANCE, NANCY	18	37,900	70,000		4,900
Columbia	232	509,650	2,961,500	516,250	589,120
IZEIYAMU, OSAYANDE	198	19,650	2,312,600	2,100	71,120
RAVINDRA, RAJANI	30	476,000	617,400	465,150	486,500
SHOKAT, MAXIMILIAN	<5	14,000	31,500	49,000	31,500
Duval	18,887	460,850,549	563,923,129	457,304,735	492,777,340
AKBARY, HARES	340	8,077,640	8,077,640	8,061,000	8,061,000
ALIU, KINGSLEY	64	30,800	842,612		72,250
ANTIPORDA, GLORIOSA	903	6,266,035	14,654,720	8,119,370	7,990,440
BEAMAN, RODERICK	215	4,590,290	6,878,050	4,935,950	6,357,560
BURNS, PATRICK	377	131,230	2,654,427	207,270	2,484,515
CAUDILL, JEFFREY	19	179,200	181,300	179,200	181,300
CHOPRA, SHAWN	536	4,892,715	4,932,415	4,245,500	4,231,100
CORDERO- LOPERENA, DIANA	637	25,853,020	27,310,610	24,329,160	26,609,110
CRUMP, JOHN	818	1,283,620	6,951,300	5,968,170	5,935,350
CUMBER, ZEHRA	171	3,484,300	8,486,900	3,474,500	3,539,600
DE ARMAS, LOURDES	<5		4,200		
FAROOQUE, MOHAMMAD	59	103,970	491,060	63,250	153,900
FOLTZ, JERRY	48	148,400	1,596,050	175,275	1,320,250
GOLDEN, MARLA	10	293,600	293,600	489,600	377,600
HALPERIN, ANDREW	1,274	25,413,800	65,184,300	22,404,755	44,523,700

Table 18. Individual Physician Certifications Overall, and Total Supply Ordered in all Certifications for Low-THC Cannabis and Medical Marijuana by Inhalation and Oral Routes from October 1, 2018 through September 30, 2019.

Physician County	Number of Physician Certifications	Total Supply (mg) Ordered Low-THC Cannabis Inhalation	Total Supply (mg) Ordered Medical Marijuana Inhalation	Total Supply (mg) Ordered Low-THC Cannabis Oral	Total Supply (mg) Ordered Medical Marijuana Oral
STATEWIDE	460,469	39,909,364,654	46,288,125,073	38,038,925,284	42,332,836,822
HANES, MICHAEL	327	10,735,680	10,600,640	10,683,060	10,669,820
HARDY, CARL	3,730	86,206,050	96,978,920	86,612,050	87,604,180
HASSAN, MAJED	10	2,850	10,850		2,800
HESSEN, HOSSAM	<5		15,750		15,750
HUSSAIN, JAWED	21	179,200	239,400	179,200	239,400
HUSSAIN, SYED	8	24,500	269,500	28,700	273,700
JIMENEZ, ALEXIS	75	561,400	501,200	862,400	743,270
JONES, JEREMY	16	296,700	726,500	331,700	375,100
JOYNER, JAMES	62	42,600	956,895	151,260	474,910
KATZ, DAVID	171	5,502,400	6,588,900	9,609,800	6,067,000
KHAN, SAJID	23	220,500	617,400	252,000	926,100
KHANNA, PARVEEN	80	850,680	984,690	419,370	588,520
LACINA, FRANCIS	100	2,019,500	2,056,600	2,082,500	2,096,500
LASKI, HAROLD	76	85,420	1,197,150	124,960	592,610
LOCKE, KEYA	19	191,950	687,300	271,200	559,050
MANN, JUSTIN	448	8,692,280	10,726,140	9,412,220	10,807,900
MANOHAR, SHONITH	7	19,600	58,800	14,000	22,400
MARCOM, RODNEY	107	333,380	519,150	148,080	195,150
MEDINA, NANCY	165	5,030,200	5,023,940	5,025,300	5,052,990
NABIZADEH, SHAHRIAR	56	893,200	936,320	893,320	976,540
NEWTON, TEREL	277	872,290	1,838,735	860,650	1,394,405
NOUMAN, ASIM	<5			1,140	
PATEL, VISHAL	21	111,160	112,420	55,720	45,920
PHAM, BAO	37	44,100	348,840	50,400	323,130
PULIDO, RENE	1,248	60,402,110	61,491,950	60,070,330	61,078,130
REDDY, SATHAVARAM	9	283,500	262,500	283,500	262,500
SALAH, ISMAIL	106	28,800	545,030	14,400	53,850
SANCHEZ, RACHAEL	<5	19,300	44,960	58,400	86,100
SERT, PERI	151	5,294,100	5,453,700	3,351,600	3,429,300
SIMONS, JOHN	2,886	127,982,784	137,688,920	120,285,600	121,369,260
SOURIAL, SOURIAL	<5	6,300	6,300	6,300	6,300
SPOONER, JUSTIN	444	9,015,150	9,130,350	9,116,650	9,031,300

Table 18. Individual Physician Certifications Overall, and Total Supply Ordered in all Certifications for Low-THC Cannabis and Medical Marijuana by Inhalation and Oral Routes from October 1, 2018 through September 30, 2019.

Physician County	Number of Physician Certifications	Total Supply (mg) Ordered Low-THC Cannabis Inhalation	Total Supply (mg) Ordered Medical Marijuana Inhalation	Total Supply (mg) Ordered Low-THC Cannabis Oral	Total Supply (mg) Ordered Medical Marijuana Oral
STATEWIDE	460,469	39,909,364,654	46,288,125,073	38,038,925,284	42,332,836,822
TRAN, BRADLEY	183	569,425	1,799,175	171,575	364,575
UCHE, CHIDI	1,680	26,172,270	29,165,830	25,921,000	28,129,620
ZACHAR, LENKA	593	24,538,600	24,282,450	24,532,600	24,274,125
ZEB, SHAHID	64	2,689,200	2,907,880	2,645,800	2,645,800
ZHANG, HAITAO	207	184,750	608,860	124,950	161,660
Escambia	11,045	328,772,592	363,122,935	347,749,367	331,668,951
BEAR, DAVID	511	5,904,671	6,449,208	9,882,040	7,790,341
BEASLEY, MICHELLE	5,608	185,701,700	199,620,590	187,687,581	189,113,550
BRANNON, HORACE	951	47,549,940	39,352,280	47,437,600	28,560,450
COX, JEFFREY	112	903,035	3,345,805	470,360	833,870
DUNCAN, SUZANNE	17	192,500	577,500	178,500	549,500
HASS, WILLIAM	114	2,935,700	2,772,600	2,699,100	2,709,600
HILLMAN, ALEXYS	86	66,500	1,175,100	7,000	1,006,250
JUDSON, DONNA	18		195,160	1,155,000	192,280
KESLER, ROMAN	16	196,350	128,800	164,150	117,950
MCFADDEN, NORMAN	97	1,898,700	2,215,100	2,117,100	2,111,850
MITCHELL, KENNETH	166	1,254,700	1,859,070	1,515,550	1,836,590
PELAEZ, JORGE	<5	22,050	22,050	23,100	21,000
RAYSON, THOMAS	120	1,828,605	3,407,480	997,700	1,589,440
RINEY, THOMAS	885	7,642,515	11,408,196	6,859,960	8,172,350
SALZBERG, JAN	10	270,200	374,680	295,600	331,420
SAUER, SAMUAL	30	534,900	577,550	583,000	648,140
SAYRE, ROBERT	1,512	62,558,726	62,958,006	65,453,950	65,414,190
SERPAS, MICHELLE	5	70,000	70,000	91,000	91,000
SMITH, MICHELLE	20	2,609,000	2,901,000	2,677,000	2,609,000
THOMPSON, CHARLES	89	3,738,000	3,738,000	3,738,000	3,738,000
TRABUCCO, ARNALDO	406	656,100	12,002,300	11,474,776	8,919,620
TUEL, TIMOTHY	267	2,112,700	7,909,460	2,115,300	5,249,560
ZEICHNER, SIMON	<5	126,000	63,000	126,000	63,000
Flagler	982	32,015,900	209,231,340	32,698,410	168,935,280
DANTINI, DANIEL	29	60,200	487,800	417,800	347,800
TREECE, JONATHAN	953	31,955,700	208,743,540	32,280,610	168,587,480

Table 18. Individual Physician Certifications Overall, and Total Supply Ordered in all Certifications for Low-THC Cannabis and Medical Marijuana by Inhalation and Oral Routes from October 1, 2018 through September 30, 2019.

Physician County	Number of Physician Certifications	Total Supply (mg) Ordered Low-THC Cannabis Inhalation	Total Supply (mg) Ordered Medical Marijuana Inhalation	Total Supply (mg) Ordered Low-THC Cannabis Oral	Total Supply (mg) Ordered Medical Marijuana Oral
STATEWIDE	460,469	39,909,364,654	46,288,125,073	38,038,925,284	42,332,836,822
Franklin	5	40,000	47,000	38,500	38,500
TANGLAO, EMMANUEL	5	40,000	47,000	38,500	38,500
Hernando	4,550	190,890,630	202,693,558	141,437,755	144,418,957
ABDULFATTAH, QAHTAN	223	404,360	1,102,670	34,950	77,535
ALSABBAGH, EYAD	249	21,255	607,738	22,500	38,772
BAIN, RUSSELL	24	10,380	355,950	10,380	77,350
BANWATT, RAMNIK	<5				
CARADONNA, RICHARD	<5	8,400	8,400	8,400	8,400
COURTNEY, MICHAEL	157	902,000	3,587,200	1,427,490	2,719,850
DAVIS, BILLY	79	3,320,840	3,388,200	3,334,040	3,318,040
DOHERTY, MARIA	282	2,080,460	3,678,225	516,010	913,890
GEBHARDT, SCOTT	2,547	174,109,800	177,494,080	126,473,600	126,703,600
GLIGICH, OLEG	83	439,360	531,980	349,760	363,280
KROLL, BRIAN	246	2,996,110	3,638,730	2,785,060	3,226,390
MALHOTRA, GAURAV	<5	280	280	840	
MARSH, MATTHEW	206	399,500	1,945,145	230,200	637,200
MORENO, DAVID	335	4,243,625	4,277,250	4,288,565	4,301,890
NAKHL, FADI	6	11,200	11,200	32,200	32,200
STOLTE, KEITH	76	1,938,560	1,956,760	1,916,760	1,922,360
SWAIN, SHYAM	32	4,500	109,750	7,000	78,200
Highlands	1,651	8,692,715	34,619,498	7,341,855	23,055,870
ARRIA-DEVOE, GERARD	17	1,190,800	395,700	21,000	56,250
BASSETTI, DENNIS	207	108,250	1,702,676	165,800	882,840
PALOSKY, ERIC	983	4,915,000	27,423,210	4,712,250	18,289,810
PATEL, DEEPAK	19		55,650		93,750
PEARCE, GARY	28	10,500	367,942	66,500	330,950
PINZON-REYES, ERNESTO	24	88,430	76,830	24,500	2,100
SHARMA, PRIXIT	<5			1,680	
TORRES, ALEXANDER	367	2,379,735	4,569,285	2,346,065	3,396,330
TOTURGUL, DAVID	<5		28,205	4,060	3,840
Hillsborough	35,402	1,049,068,937	1,882,746,451	1,045,063,231	1,307,269,557
ACKERMAN, IVAN	<5		4,140	29,770	18,000

Table 18. Individual Physician Certifications Overall, and Total Supply Ordered in all Certifications for Low-THC Cannabis and Medical Marijuana by Inhalation and Oral Routes from October 1, 2018 through September 30, 2019.

Physician County	Number of Physician Certifications	Total Supply (mg) Ordered Low-THC Cannabis Inhalation	Total Supply (mg) Ordered Medical Marijuana Inhalation	Total Supply (mg) Ordered Low-THC Cannabis Oral	Total Supply (mg) Ordered Medical Marijuana Oral
STATEWIDE	460,469	39,909,364,654	46,288,125,073	38,038,925,284	42,332,836,822
AHMAD, BURHAAN	152	66,600	1,379,980	56,000	1,248,405
ALI, MOHAMMED	426	7,905,395	8,031,045	7,981,770	7,969,580
AMSHEL, CRAIG	320	839,730	2,077,240	1,727,050	1,840,930
ANCHETA, JOEY	478	1,333,700	35,795,215	1,409,300	32,319,000
ARVIV, TALI	97	241,960	1,173,860	644,690	776,675
AUERBACH, LEWIS	2,437	30,922,770	74,821,350	25,483,455	47,055,840
AUSTIN, MICHAEL	340	5,047,000	20,325,730	6,683,020	13,135,560
AYER-COLE, JAWAN	5		23,450		7,000
AZEEM, NOMEN	11	105,000	105,000	56,000	56,000
BARBOUR, RONALD	33	2,020,500	19,943,100	2,049,375	19,516,325
BENNI, ABD ALRAHMAN	142	16,048,000	16,132,000	16,132,000	15,964,000
BERGER, DAVID	1,221	33,539,595	38,561,445	37,514,110	37,218,340
BIREDDY, VENKATA	21	176,770	225,770	89,620	95,920
BLAKE, GEORGE	21	452,880	440,280	446,580	446,580
BYRNE, PATRICK	768	14,478,260	29,437,645	14,242,020	14,976,170
CABAN, FRANCIS	366	8,786,780	8,881,980	8,809,180	8,848,380
CALKIN, PETER	2,224	92,917,390	93,701,350	93,242,840	93,422,470
CASANAS, ROBERT	157	433,240	1,340,489	784,710	1,187,111
CAZES, ELLIOT	119	5,400	1,367,049	8,600	33,738
CHOWDHARI, SHAUKAT	73	88,652	190,126	66,350	166,600
CODY, JOSEPH	7		108,500		84,000
COMMEDORE, EMILE	<5				84,000
COTTAM, JOHN	8	52,500	1,123,500		28,000
CROCKER, DAVID	<5		20,160	8,400	8,400
DIAZ DIAZ, JOSE	4,076	149,243,495	282,774,535	145,354,285	200,384,275
DO, HOI	26	15,750	146,650	19,600	38,850
DOWDY, MATTHEW	91	379,400	1,201,340	373,100	1,149,940
DRAPKIN, ROBERT	6		43,565	2,100	3,500
ECHEVARRIA-CRESPO, ESTHER	2,794	64,538,100	73,554,000	64,607,800	65,605,200
FAROOQ, SHIRAZ	134	2,036,020	2,368,010	2,100,760	2,066,110
FLYNN, GREGORY	21	9,600	5,200	44,615	46,500
FRANKLIN, DONALD	1,601	36,069,190	228,715,206	38,567,686	48,208,886

Table 18. Individual Physician Certifications Overall, and Total Supply Ordered in all Certifications for Low-THC Cannabis and Medical Marijuana by Inhalation and Oral Routes from October 1, 2018 through September 30, 2019.

Physician County	Number of Physician Certifications	Total Supply (mg) Ordered Low-THC Cannabis Inhalation	Total Supply (mg) Ordered Medical Marijuana Inhalation	Total Supply (mg) Ordered Low-THC Cannabis Oral	Total Supply (mg) Ordered Medical Marijuana Oral
STATEWIDE	460,469	39,909,364,654	46,288,125,073	38,038,925,284	42,332,836,822
FURMANSKI, DAVID	572	20,294,600	29,127,550	20,951,050	23,008,600
GERLEY, PETER	745	21,789,530	199,872,030	16,454,450	20,608,380
GLIDER, ROSS	3,387	142,157,380	142,505,120	142,132,600	142,367,320
GOLD, TANYA	398	14,050,580	14,398,430	14,180,080	14,345,280
GRIFFIN, JENNIFER	142	11,428,600	11,520,200	11,504,200	11,436,360
GRIFFIN, RADLEY	128	2,363,380	3,723,095	1,864,780	2,283,945
GRISALES, DARIO	102	79,920	485,911	30,120	67,020
HECHTMAN, JASON	42	41,930	121,230	22,050	74,790
HEIMAN, DAVID	10			2,760	21,840
HOOVER, TYRON	346	5,720,155	10,963,750	5,430,390	7,446,600
KALIN, DAVID	31	111,600	1,190,580	195,100	1,118,150
KARUMANCHI, PRUDHVI RAJAN	17	280,800	371,200	273,800	258,400
KASHLAN, GHIATH	56	1,021,370	1,013,970	1,064,020	1,067,860
KAWLICHE, BORIS	42	58,600	1,741,400	462,000	847,000
KILGORE, JOHN	395	5,072,940	4,235,473	2,948,895	2,744,385
KING, KELLY	1,845	124,022,390	157,771,330	139,545,670	160,652,360
KRAMER, LENI	607	45,209,300	45,286,300	45,365,370	45,359,300
LAURO, STACIE	<5	14,000	14,000	14,000	14,000
LIPINSKI, IRENE	706	21,744,100	26,955,600	7,397,600	19,570,600
LONG, AARON	27	170,170	270,270	34,300	58,800
LOREN, DANIEL	72	467,290	871,575	956,050	1,002,230
LYTER, DAVID	535	23,001,200	27,781,550	22,949,000	23,636,250
MARTINEZ, ROBERT	58	16,000	1,213,200		
MCTAGGART, JOHN	757	17,648,560	31,925,560	16,792,620	23,349,620
MENNEN, LEONARD	63	374,850	373,800	277,550	282,100
MILLER, JEFFREY	106	609,650	2,162,015	557,150	1,542,905
NALLU, SAGARIKA	<5			74,500	
NENINGER, YAMILET	36	31,500	32,480	203,575	187,800
NGUYEN, TRAN	6	77,000	112,000	70,000	350,000
NOE, SASHA	169	1,350,580	1,609,730	2,268,770	1,488,400
NORMAN, ROBERT	125	169,600	1,479,740	63,100	305,550
NOVITZKY, DIMITRI	355	8,438,600	11,906,900	8,762,300	12,168,170

Table 18. Individual Physician Certifications Overall, and Total Supply Ordered in all Certifications for Low-THC Cannabis and Medical Marijuana by Inhalation and Oral Routes from October 1, 2018 through September 30, 2019.

Physician County	Number of Physician Certifications	Total Supply (mg) Ordered Low-THC Cannabis Inhalation	Total Supply (mg) Ordered Medical Marijuana Inhalation	Total Supply (mg) Ordered Low-THC Cannabis Oral	Total Supply (mg) Ordered Medical Marijuana Oral
STATEWIDE	460,469	39,909,364,654	46,288,125,073	38,038,925,284	42,332,836,822
NUSSBAUM, CHRIS	53	56,000	4,995,130	70,000	2,128,500
O'DONNELL, KIRK	40	873,775	860,650	873,775	860,650
PATEL, KAMLESH	16	31,500	19,300	57,600	14,050
PATIDAR, BHAVIN	11	51,200	166,800	51,200	70,200
PATWARI, SUNEETH	24	116,900	404,600	38,850	322,350
RAJ, VIJAY	621	20,533,000	27,854,260	21,011,000	22,076,000
RAMANI, PRIYA	<5				
ROBAINA, AL	5		44,800		7,000
ROBINSON, PATRICK	<5	42,000	21,000	42,000	42,000
SALHAB, SUZANNE	68	14,000	732,946		104,440
SAMALOT, JOSE	606	16,462,850	34,699,000	12,732,100	31,723,080
SANTIAGO, RAMON	270	2,201,395	7,195,035	5,540,825	7,214,190
SCOTT, DOUGLAS	3,035	69,920,500	118,659,250	70,179,800	102,861,250
SHAH, SYED	<5	126,000	126,000	126,000	126,000
SHEMESH, RON	42	60,100	425,540	14,000	534,700
SHETH, BAIJU	<5				14,000
SHULTZ, DEBORAH	164	22,400	4,602,350	35,700	3,072,330
ST CLAIR, DEBORAH	31	728,965	770,965	798,965	840,965
STEFANO, STEPHEN	24	106,000	312,600		37,800
TALAKKOTTUR, CHARLES	28	86,100	745,920	57,400	179,970
TORRES-PEREZ, WILLIAM	43	1,522,300	535,445	1,651,800	606,585
TSENG, JACK	143	440,400	3,674,810	377,900	2,312,210
WASHINGTON, ANTHONY	<5	3,000	35,800		36,160
ZACCARI, JAMES	103	100,700	809,351	21,680	410,827
Indian River	3,721	61,237,370	88,631,263	67,085,530	78,576,684
DEAN, MELISSA	161	6,203,800	6,440,800	6,266,800	6,441,600
GONSALVES SIKORA, ALITA	592	5,627,330	8,357,800	6,469,070	7,679,845
KHALAF, MAJID	27	510,000	567,000	555,200	532,000
MEETZE, RUSSELL	25	4,200	642,150		290,150
OFNER, MICHELE	22		22,180	16,700	112,700
OLENEK, CHRISTOPHER	30		424,500	1,400	104,280
PARVUS, DIRK	7		95,250		29,650

Table 18. Individual Physician Certifications Overall, and Total Supply Ordered in all Certifications for Low-THC Cannabis and Medical Marijuana by Inhalation and Oral Routes from October 1, 2018 through September 30, 2019.

Physician County	Number of Physician Certifications	Total Supply (mg) Ordered Low-THC Cannabis Inhalation	Total Supply (mg) Ordered Medical Marijuana Inhalation	Total Supply (mg) Ordered Low-THC Cannabis Oral	Total Supply (mg) Ordered Medical Marijuana Oral
STATEWIDE	460,469	39,909,364,654	46,288,125,073	38,038,925,284	42,332,836,822
PIERONE, GERALD	<5		9,100		12,600
PRESCOTT, THERESA	84	7,350	884,950	10,500	352,255
SABA, RASHID	272	20,613,000	20,913,600	20,718,200	20,516,600
SADHWANI, HARISH	163	3,300	461,480	41,300	170,950
SHIPLEY, JOSHUA	23		318,500	7,000	40,600
STACHTIARIS, ACHILLES	1,010	26,653,500	27,070,650	26,730,850	26,915,100
STROUP, EDWIN	238	735,800	3,831,988	856,290	2,113,149
TREATMAN, SCOTT	160	81,200	3,402,820	771,900	2,131,285
ZAMBELLI, PATRICIA	903	797,890	15,188,495	4,640,320	11,133,920
Jackson	17	35,000	111,200	80,040	175,640
ANANIA, MARY	<5	14,000	21,000	14,000	21,000
STOKES, STEVEN	14	21,000	90,200	66,040	154,640
Jefferson	2,495	103,099,400	103,876,400	103,033,600	103,078,400
DOTSON, ROBERT	2,495	103,099,400	103,876,400	103,033,600	103,078,400
Lafayette	294	6,003,900	6,629,000	4,336,500	4,067,700
CABRERO-MUNIZ, NICOLAS	294	6,003,900	6,629,000	4,336,500	4,067,700
Lake	3,368	77,049,720	198,179,388	77,310,285	86,057,690
ALVARADO-HERNANDEZ, LUIS	17	192,000	328,650	162,800	194,300
BROWN, THOMAS	45	1,356,900	1,409,730	1,356,800	1,313,630
CHARLES, KEITH	<5		12,600		
CHIN, GLORIA	<5		70,000		140,000
CHOUDHRY, MOHAMMAD	<5	3,500		14,000	21,000
COY, JAMES	81	875,930	2,006,370	1,307,150	1,308,500
DAVINA, ELEANOR	80	2,599,000	2,585,000	2,599,000	2,585,000
DE LEON, HECTOR	133	64,750	3,503,470	82,600	1,746,970
DOMINICK, RAYMOND	217	36,700	1,389,125	19,200	269,975
KIM, LLOYD	11		66,640		36,400
KRAUCAK, NELSON	66	1,659,400	2,532,800	1,750,800	2,701,600
LOUGHLIN, MATTHEW	985	45,501,100	56,300,250	44,369,200	46,040,100
NAGEL, SHIRLEY	154	4,605,800	4,591,800	4,605,800	4,605,800
NOVIS, NORMAN	5	84,000	56,000	140,000	70,000
OEHLER, JAMES	609	17,815,000	102,008,024	19,448,450	19,704,150

Table 18. Individual Physician Certifications Overall, and Total Supply Ordered in all Certifications for Low-THC Cannabis and Medical Marijuana by Inhalation and Oral Routes from October 1, 2018 through September 30, 2019.

Physician County	Number of Physician Certifications	Total Supply (mg) Ordered Low-THC Cannabis Inhalation	Total Supply (mg) Ordered Medical Marijuana Inhalation	Total Supply (mg) Ordered Low-THC Cannabis Oral	Total Supply (mg) Ordered Medical Marijuana Oral
STATEWIDE	460,469	39,909,364,654	46,288,125,073	38,038,925,284	42,332,836,822
RAJASHEKAR, HARSHA	118	171,500	252,350	114,000	187,600
SAINT LOUIS, OBED	49	114,650	520,794	2,800	82,100
SAINT-ELIE, DANIEL	132	379,310	586,805	442,135	580,060
SANTI, CELESTINO	513	1,025,740	9,993,915	715,400	2,583,665
SMIRNOFF, ALEXANDER	<5	224,000	2,450,000	5,250	
STRICKLEN, HILLARY	16	14,000	5,529,500	11,740	295,860
THOMAS, DANIEL	17		134,895		28,000
VILLA, MARIVIC	40	316,160	703,280	156,960	369,000
ZUBKIN, ALLAN	73	10,280	1,147,390	6,200	1,193,980
Lee	34,314	1,875,517,548	2,058,228,924	1,616,125,594	1,477,564,948
ABU SHAHIN, FADI	12	35,000	56,000	59,500	35,000
ARNOLD, PAUL	222	28,800	3,367,870	160,200	1,957,270
AULD, HEATHER	321	13,368,800	25,856,600	13,326,800	25,689,000
BALTER, DAVID	217	8,077,704	8,951,988	7,947,608	8,541,560
BOND, WENDY	15	701,400	750,750		
BRUECK, ROBERT	537	14,592,580	19,538,992	11,121,015	13,867,020
BRUHN, DONALD	92	4,982,440	5,103,340	1,829,480	1,941,980
CARLIN, LANE	13		56,523	1,050	5,600
CASTILLO-NIEVES, EDGARDO	79	58,200	1,713,400	36,800	861,100
COSSU, JOHN	8	29,500	145,540		25,760
DAITCH, JONATHAN	199	34,848	369,195	5,808	21,400
DAVIS, PHILLIP	<5	42,000	84,000	42,000	84,000
DOUEK, MAURICE	156	5,014,750	3,391,040	5,446,450	3,121,440
DURY, PATRICIA	175	6,463,480	9,732,775	6,360,780	9,521,125
EL-GENDY, ALAA	<5				
ENCARNACION, KEVIN	68	3,880,550	3,823,350	3,788,200	3,789,000
FERGUSON, LEE	59	4,326,000	4,326,000	4,326,000	4,326,000
FILIPOWICZ, ROMAN	1,451	83,064,400	89,777,592	23,138,840	30,602,760
GUAITOLI, GIUSEPPE	11		219,850	10,900	38,900
JAFFE, SCOTT	930	23,424,230	31,960,830	23,457,430	23,526,030
KHAN, RABIA	15	283,115	332,955	202,815	308,615
KUEHNER, PAUL	76	5,599,000	4,454,500	6,377,500	4,780,675

Table 18. Individual Physician Certifications Overall, and Total Supply Ordered in all Certifications for Low-THC Cannabis and Medical Marijuana by Inhalation and Oral Routes from October 1, 2018 through September 30, 2019.

Physician County	Number of Physician Certifications	Total Supply (mg) Ordered Low-THC Cannabis Inhalation	Total Supply (mg) Ordered Medical Marijuana Inhalation	Total Supply (mg) Ordered Low-THC Cannabis Oral	Total Supply (mg) Ordered Medical Marijuana Oral
STATEWIDE	460,469	39,909,364,654	46,288,125,073	38,038,925,284	42,332,836,822
KYRITSIS, ATHINA	8,763	357,121,070	652,408,200	344,792,200	348,883,870
LIEBOWITZ, FRED	28	217,000	301,000	199,500	164,500
LIM, MAY JOY	27	86,100	160,300	172,200	179,200
LOMAS, JERILEE	50	749,000	1,396,500	742,000	1,417,500
LUKASIEWICZ, CYNTHIA	<5	4,200	19,240	4,020	4,200
MANDELKORN, ROBERT	35		189,840		
MARKOWITZ, DAVID	2,272	95,176,840	95,024,184	95,156,680	94,923,100
MARTINEZ, MICHAEL	<5	14,000		21,000	
MIAN, MUNIRA	377	20,254,080	23,117,064	6,617,004	8,910,460
MORRIS, DARELD	3,443	816,157,350	406,584,050	792,646,120	527,494,800
MOULTON, MARLENE	15		23,730	12,600	31,500
MURTAGH, WILLIAM	36	1,450,470	1,060,500	1,480,570	1,029,500
NORLEANS, MARK	19		415,642	494,712	171,560
PATRICK, JOHN	218	185,500	1,200,450	220,500	852,550
PREUDHOMME, JULES	55	420	875,700		48,440
RAMAMURTHY, SUJATHA	4,092	114,223,948	114,925,622	116,065,966	115,842,850
ROMERO, FRANCES	7	21,000	12,250	28,000	28,000
ROSENKRANTZ, ERIC	<5		2,240		
ROSS, STEPHEN	105	17,560	1,202,370	42,740	474,270
SAREEN, RAJAN	43		914,300		4,177,380
SAUER, MARK	173	5,946,460	6,619,620	5,036,450	4,772,330
SCHULTZ, CARL	307	8,116,670	10,333,750	5,634,280	6,501,660
SHAHLA, ZIAD	<5		2,100		2,100
SOLIMAN, GEORGE	94	2,592,800	2,394,860	2,602,760	2,432,600
SONN, GREGORY	8,838	259,566,891	488,525,185	118,774,675	195,191,765
TAYLOR, TERESE	91	459,160	13,455,106	350,812	10,948,224
VEL, JEAN-JACQUE	15	26,250	199,980	56,480	138,600
WEINER, JAMES	184	12,132	350,626	53,588	851,651
WILLIAMITIS, ANTHONY	350	18,460,850	21,850,425	17,120,561	18,834,603
ZFAZ, MARTIN	<5	210,000	210,000		52,500
ZUGHBI, CINDY	12	441,000	441,000	161,000	161,000
Leon	12,571	465,687,105	471,743,790	464,377,485	465,406,368

Table 18. Individual Physician Certifications Overall, and Total Supply Ordered in all Certifications for Low-THC Cannabis and Medical Marijuana by Inhalation and Oral Routes from October 1, 2018 through September 30, 2019.

Physician County	Number of Physician Certifications	Total Supply (mg) Ordered Low-THC Cannabis Inhalation	Total Supply (mg) Ordered Medical Marijuana Inhalation	Total Supply (mg) Ordered Low-THC Cannabis Oral	Total Supply (mg) Ordered Medical Marijuana Oral
STATEWIDE	460,469	39,909,364,654	46,288,125,073	38,038,925,284	42,332,836,822
COHEN, GEORGE	5			240,800	28,000
DORN, JOSEPH	4,218	174,907,500	176,153,470	174,919,400	174,996,950
FEE, CHERYL	4,091	170,192,820	169,893,400	170,115,820	169,793,650
HOLLIMON, JOHN	37	283,500	669,550	343,000	779,800
JAIN, AMIT	13	19,500	37,500	39,100	25,600
KIRSCH, CHARLES	3,086	117,044,100	119,064,350	116,919,500	116,921,890
KOBERDA, JAROSLAW	27	18,600	47,610	89,040	7,000
MACKAY, JOHN	88	874,500	1,371,560	740,900	900,300
MAITLAND, CHARLES	36	47,000	75,880	157,800	164,110
MIGNON, YVETTE	59	3,030	233,586	73,020	351,070
MOORE, MARK	569	1,822,470	1,633,499	216,060	196,853
PATACXIL, FILEMON	187	350,785	673,875	349,735	676,390
SIANO, JOSEPH	6	86,200	166,700	65,200	131,700
STRIBLING, FRED	5		76,600		76,600
SWINEY, TOMMY	144	37,100	1,646,210	108,110	356,455
Levy	131	145,140	1,283,600	201,330	795,808
QAMAR, ASAD	131	145,140	1,283,600	201,330	795,808
Manatee	4,170	113,410,435	116,389,303	115,098,935	87,011,881
BEARD, MARGITA	136	56,915	958,540	309,520	397,218
BLEND, TIMOTHY	81	35,000	613,340	449,930	841,850
BOYLE, KATHLEEN	30	554,400	875,420	554,400	845,875
BRAINARD, KAREN	15	1,944,600	898,600	1,461,700	591,200
FINE, ALEXANDER	14	8,400	1,667,360	22,400	45,880
FOLKENS, ERIC	152	141,110	1,580,534	105,000	544,000
KAHANE, IAN	<5				2,100
KUNWAR, SHAAN	326	3,738,550	6,822,325	2,580,760	3,578,470
MATHEW, MANOJ	1,010	37,530,200	53,022,000	37,282,400	37,413,500
NARVAEZ, ADOLFO	540	10,907,100	11,197,600	10,837,100	10,917,600
NESSETTI, MATTHEW	72	110,600	613,520	88,200	289,900
NORRIS, STEVEN	33	26,600	487,050	40,825	385,200
NOTMAN, SAMANTHA	29	39,301,000	2,239,200	39,819,000	1,987,200
PERRONE, VINCENZO	547	773,710	6,517,824	209,200	1,805,118
REICHBACH, STEVEN	707	14,597,700	22,339,900	17,669,600	22,374,550

Table 18. Individual Physician Certifications Overall, and Total Supply Ordered in all Certifications for Low-THC Cannabis and Medical Marijuana by Inhalation and Oral Routes from October 1, 2018 through September 30, 2019.

Physician County	Number of Physician Certifications	Total Supply (mg) Ordered Low-THC Cannabis Inhalation	Total Supply (mg) Ordered Medical Marijuana Inhalation	Total Supply (mg) Ordered Low-THC Cannabis Oral	Total Supply (mg) Ordered Medical Marijuana Oral
STATEWIDE	460,469	39,909,364,654	46,288,125,073	38,038,925,284	42,332,836,822
RUCKER, GEORGE	111	253,750	2,040,000	187,600	1,362,820
YATHIRAJ, SANJAY	189	202,200	1,329,690	252,700	389,400
YCAZA, ROBERT	176	3,228,600	3,186,400	3,228,600	3,240,000
Marion	4,408	104,342,650	214,789,735	113,012,490	130,391,085
BEAMS, KENT	1,645	79,972,740	101,906,200	80,062,820	80,019,560
CORRETJER-RUSSI, CESAR	373	79,100	3,479,580	32,900	725,900
CUMPTON, TERI	<5			210,000	
FAZAL, ZULFIQAR	150	37,350	821,200	5,200	132,160
HALL, DOUGLAS	601	15,857,900	19,790,540	15,598,900	17,502,900
JACKSON, BURKE	368	1,707,600	51,913,170	3,139,500	8,514,600
KAIRAB, HIMANSHU	<5			2,100	9,450
KATANICK, SHELDON	284	17,760	3,310,815	106,430	1,273,730
LEMIRE, JAMES	<5				7,000
LERRO, DESIREE	121	795,000	18,853,000	9,081,500	9,841,250
OFFENBERG, HOWARD	16	26,150	31,925	108,200	41,125
PERKINS, HASHANI	21		618,800		533,200
PYLES, STEPHEN	122	356,700	7,140,100	461,700	7,392,100
SACHER, MARK	245	138,600	1,421,555	56,700	283,470
TIECHE, STEVEN	457	5,353,750	5,502,850	4,146,540	4,114,640
Martin	8,019	80,389,770	529,795,370	81,346,422	488,476,146
ADELBERG, JONATHAN	64	1,467,660	1,456,160	1,559,010	1,539,110
BARATTA, ROBERT	227	32,800	2,903,070	14,420	260,950
BEELITZ, JOHN	76	86,410	618,040	120,690	631,735
BUGGIA, MARY	14	2,800	150,150		23,800
BUSHNELL, JEANNE	103	13,500	1,085,195	3,600	65,260
CALAS, HENRY	182	667,635	1,388,355	2,160,475	1,815,700
CASTELLANOS, JAIME	12	2,100	164,200	3,850	57,050
DUFRESNE, CHANTELE	130	5,861,260	7,570,410	3,979,132	5,401,070
GAMBINO, PAUL	402	984,395	3,902,249	433,575	1,117,425
KASHOUTY, RABIH	754	184,100	4,255,444	5,519,120	3,287,235
LOVAAS, GREGORY	558	10,037,930	10,882,520	5,340,010	5,363,280
MOHSENI, NATHAN	148	575,290	3,580,220	773,400	2,639,100

Table 18. Individual Physician Certifications Overall, and Total Supply Ordered in all Certifications for Low-THC Cannabis and Medical Marijuana by Inhalation and Oral Routes from October 1, 2018 through September 30, 2019.

Physician County	Number of Physician Certifications	Total Supply (mg) Ordered Low-THC Cannabis Inhalation	Total Supply (mg) Ordered Medical Marijuana Inhalation	Total Supply (mg) Ordered Low-THC Cannabis Oral	Total Supply (mg) Ordered Medical Marijuana Oral
STATEWIDE	460,469	39,909,364,654	46,288,125,073	38,038,925,284	42,332,836,822
MURPHY, FRANCIS	13	10,500	89,775	6,500	26,450
MURPHY, JOHN	1,500	12,480,900	425,074,860	13,857,600	413,256,516
PATEL, RIMAL	18	156,800	247,800		162,400
PEARSON, EDWARD	658	3,495,050	10,928,632	3,325,900	7,017,100
POLSKY, MARK	<5		57,750		21,000
RAMOS, JUAN	17	18,760	44,380	77,000	
RANKIN, LISA	1,633	34,836,410	35,244,640	34,884,360	35,272,520
ROBBINS, HOWARD	20		1,820	32,090	25,420
TROVATO, FRANK	8	4,200	95,710	16,900	47,115
TURNER, DONALD	879	195,050	9,905,570	55,550	909,870
WATT, JASON	15		156,800		145,600
ZOTOVAS, ANDREA	587	9,276,220	9,991,620	9,183,240	9,390,440
Miami-Dade	34,082	26,159,427,403	27,871,724,318	26,222,024,465	27,251,950,318
ABELLO, ROBERT	90	147,201	376,215	224,960	164,130
ALEGRET, RAMON	7		8,100		14,100
ALONSO, DELILAH	20	616,000	616,000	616,000	616,000
ALTMAN, ALAN	1,503	32,624,045	72,290,815	19,220,690	29,171,200
ANDREONI, ANTHONY	165	1,287,300	3,710,700	732,900	2,081,100
ASHBY, BERNARD	7	268,800	289,800	268,800	289,800
AU, ADAM	<5		56,700		
AVILES, RAFAEL	<5	560	1,050	2,100	
BAKER, JEFFREY	25	8,260	212,675	19,600	53,760
BELLMAN, BETTY	<5	12,600	10,080	15,400	6,930
BENJAMIN, YUKHANAN	<5		11,200	8,100	4,050
BEN-KANE, SUZANNE	<5	42,000	42,000	42,000	42,000
BERGER, LAWRENCE	12	2,100	105,350		201,950
BERKE, WILLIAM	<5			1,260	1,750
BINKER, JOSEFA	64	30,101	1,412,490	17,500	372,060
BINKER, RODOLFO	64	167,000	1,439,600	67,200	741,300
BIRMAN, ALEX	17	470,800	744,660	460,950	466,900
BLEMUR, PIERRE	<5		17,500	7,000	7,000
BLUMENTHAL, BARRY	1,635	86,612,665	70,462,590	47,718,825	58,135,545
BONNER, WILLIAM	<5			2,100	10,500

Table 18. Individual Physician Certifications Overall, and Total Supply Ordered in all Certifications for Low-THC Cannabis and Medical Marijuana by Inhalation and Oral Routes from October 1, 2018 through September 30, 2019.

Physician County	Number of Physician Certifications	Total Supply (mg) Ordered Low-THC Cannabis Inhalation	Total Supply (mg) Ordered Medical Marijuana Inhalation	Total Supply (mg) Ordered Low-THC Cannabis Oral	Total Supply (mg) Ordered Medical Marijuana Oral
STATEWIDE	460,469	39,909,364,654	46,288,125,073	38,038,925,284	42,332,836,822
BRISTOW, SANDEE	56	1,314,850	1,556,000	1,271,100	1,284,750
BRUCK, DARREN	15		35,840	36,400	19,600
CARA, JEFFREY	7	103,600	138,250	128,800	124,600
CARABALLO, DALIAN	<5		10,500	12,600	12,600
CARPMAN, DANIEL	<5		12,000		
CARRASCO, ANGEL	<5			900	
CASTELLANOS, RAMON	28	198,800	609,975	61,110	229,100
CAVA, ROBERT	44	41,400	93,900	367,150	196,850
CEBALLOS, CESAR	48	12,600	776,180	23,110	452,650
CHANG, RICHARD	430	102,400	2,429,157	75,880	657,350
CHILDRESS, JOHN	21	17,880	188,105	38,090	73,710
CHOXI, ANKEET	5	33,600	37,800	33,600	37,800
COBIELLA, JOSE	7	8,400	76,250	125,900	126,400
CORDOVES, LAZARO	<5		94,500		
DAMAS, HERVE	194	172,175	2,679,100	177,400	1,895,390
DANSKY, ALAN	17	14,000	235,960	18,760	75,060
DAVIS, CHRISTINE	<5		5,670		5,250
DE LA PENA, MARIA	43	625,450	988,475	616,890	656,960
DE URRESTI, MIREN	13	7,492,800	7,844,200	5,054,000	5,289,200
DEBEN, SOPHIA	<5				
DELGADO, MARIA	25	177,800	344,400	88,200	215,600
DOMINGUEZ, LUIS	868	2,908,030	17,842,300	4,029,620	12,094,770
DRAESEL, JEFFREY	669	14,309,540	22,370,870	13,033,665	17,654,590
DUARTE, JUAN	<5		101,500	68,600	60,900
EFTEKHARI, NASSER	98	2,610,300	2,792,300	2,700,600	2,707,600
EISMAN, EUGENE	<5				7,210
ELHAKIM, SAMER	<5			7,000	
ELLENBY, JAY	3,721	64,299,935	207,709,822	15,964,190	44,528,550
FALCON, ARMANDO	865	6,966,840	35,351,453	4,969,276	13,632,360
FERNANDEZ, INTI	18	14,000	277,000	14,000	103,250
FERRIN, FRANK	1,436	38,851,370	216,028,425	7,740,165	17,153,795
FINK, RANDY	5		31,020	6,300	26,380

Table 18. Individual Physician Certifications Overall, and Total Supply Ordered in all Certifications for Low-THC Cannabis and Medical Marijuana by Inhalation and Oral Routes from October 1, 2018 through September 30, 2019.

Physician County	Number of Physician Certifications	Total Supply (mg) Ordered Low-THC Cannabis Inhalation	Total Supply (mg) Ordered Medical Marijuana Inhalation	Total Supply (mg) Ordered Low-THC Cannabis Oral	Total Supply (mg) Ordered Medical Marijuana Oral
STATEWIDE	460,469	39,909,364,654	46,288,125,073	38,038,925,284	42,332,836,822
FISCHER, DANIEL	<5	42,000	42,000	42,000	42,000
FOX, GREGORY	7	2,100	13,900	12,600	
FOX, KEVIN	289	3,574,950	6,080,065	3,682,700	4,979,635
FOX, SUSAN	8	16,800	26,040	2,450	1,400
FRANCK, GEDEN	<5	12,000	56,000		56,000
FRANCO, RIGOBERTO	121	767,860	2,719,110	431,320	602,460
FURMAN, NEIL	52	1,624,000	3,819,000	1,234,000	1,504,400
GALLO, BRUNO	396	1,969,560	9,530,480	1,702,200	6,240,920
GARCIA-RIVERA, CARLOS	21	6,300	24,370	26,700	64,840
GEARY, NATALIE	42	48,000	736,200	33,600	441,800
GELBLUM, JEFFREY	127	29,540	683,560	58,350	74,830
GENTHER, KATHERINE	<5	10,400	17,650	16,640	16,640
GERENSTEIN, RICARDO	5	525,000	595,000		
GLASSMAN, PAUL	15	136,500	614,100	66,500	556,500
GONZALEZ, CHRISTIAN	153	2,449,240	3,128,890	2,410,740	2,615,290
GONZALEZ, MANUEL	34		219,875	1,050	75,544
GROSZ, RAUL	7				
GUPTA, NINA	9		254,500	12,600	182,000
GUTIERREZ, PETE	145	80,350	669,615	253,630	299,470
HALL, MICHAEL	6		19,250	1,750	5,250
HASSAN, KAZI	<5	10,500	18,900	10,500	18,900
HERNANDEZ, HUMBERTO	6	147,000	189,000	131,250	105,000
HERNANDEZ, OSCAR	31		20,100	64,080	20,550
HERON, PATRICK	240	5,817,720	5,821,920	6,031,920	6,011,620
HOLMEWOOD, KEVIN	855	23,193,860	50,227,980	14,642,935	23,747,615
HOTCHNER, KIRBY	34	770,000	1,797,310	1,113,950	43,752,100
JACKSON, JOHN	7	16,240	42,420	2,800	22,750
JARRETT, WENTWORTH	28	3,295,600	11,365,560	2,962,600	154,946,560
JENNINGS, JAMES	23	7,350	23,100	30,800	27,300
JETT, GARY	23	91,000	624,525	119,000	325,850
KAMLET, JEFFREY	212	11,200	3,840,100	18,900	2,325,030
KHAMVONGSA, PETER	5	1,120	8,960	18,200	16,800

Table 18. Individual Physician Certifications Overall, and Total Supply Ordered in all Certifications for Low-THC Cannabis and Medical Marijuana by Inhalation and Oral Routes from October 1, 2018 through September 30, 2019.

Physician County	Number of Physician Certifications	Total Supply (mg) Ordered Low-THC Cannabis Inhalation	Total Supply (mg) Ordered Medical Marijuana Inhalation	Total Supply (mg) Ordered Low-THC Cannabis Oral	Total Supply (mg) Ordered Medical Marijuana Oral
STATEWIDE	460,469	39,909,364,654	46,288,125,073	38,038,925,284	42,332,836,822
KHAWAND-AZOULAI, MARIANA	81	26,250	992,770	215,700	493,470
KLOPUKH, BORIS	<5	3,430	5,664	1,680	
KOFFLER, RICHARD	39	4,034,750	4,727,900	7,118,100	2,619,445
KOUKA, NABEEL	9	5,460	41,720	7,000	30,800
LANDRON-GARCIA, LOURDES	<5				700
LERMAN, ANDREW	198	98,620	637,890	2,114,640	1,385,000
LERNER, LAUREN	176	1,254,480	1,426,180	1,382,310	1,486,220
LEVIN, ESTHER	10		64,050	18,200	88,420
LEVINSON, ANDREW	21	7,350	42,590		14,336
LIEBERMAN, BERNARD	538	42,274,550	48,267,350	6,045,900	7,388,140
LIPMAN, RICHARD	26	71,400	214,329	151,880	251,180
LOPEZ, RAYMOND	1,413	6,020,700	97,453,325	12,566,140	44,433,930
LOPEZ-BRIGNONI, EVELYN	8	144,000	289,900	53,000	109,000
LUBETSKY, RONALD	65	24,000	1,319,160	12,300	232,700
LYN-LASSITER, SAFIYA	87	140,280	2,101,420	246,900	1,099,050
MACHADO, HUMBERTO	<5		5,250	12,600	12,600
MACKSOUD, DELORES	8		24,468	12,645	10,500
MAHL, CHARLES	9	30,150	67,950	30,150	82,650
MAIT, JARRED	10	15,750	159,250	4,200	4,900
MALANKAR, AMOL	342	824,320	5,027,630	845,300	2,755,630
MANASHIROV, RUSLAN	11	44,625	44,625	46,375	46,375
MANRESA, ALDO	50	988,175	1,164,500	991,750	1,129,500
MARIN, DANIEL	<5				
MARQUIS, DAVID	29	315,000	2,574,250	315,000	1,235,500
MARTIN DEL CAMPO, ALONSO	343	7,573,400	10,409,450	7,585,300	7,988,435
MARTINEZ, ADOLFO	<5	50,400	25,200	50,400	25,200
MARTINEZ-LU, KIANFA	23	100,780	255,780	121,930	248,880
MEDINA, SULEYKI	115	903,620	2,087,340	1,188,480	1,256,050
MEHTA, NIRAJ	48	14,700	100,780	96,250	624,790
MENDEZ, EDUARDO	547	15,118,855	16,552,975	15,385,100	16,283,165
MENDEZ, LUIS	<5				
MILLER, ZOE	<5	17,500	17,500		

Table 18. Individual Physician Certifications Overall, and Total Supply Ordered in all Certifications for Low-THC Cannabis and Medical Marijuana by Inhalation and Oral Routes from October 1, 2018 through September 30, 2019.

Physician County	Number of Physician Certifications	Total Supply (mg) Ordered Low-THC Cannabis Inhalation	Total Supply (mg) Ordered Medical Marijuana Inhalation	Total Supply (mg) Ordered Low-THC Cannabis Oral	Total Supply (mg) Ordered Medical Marijuana Oral
STATEWIDE	460,469	39,909,364,654	46,288,125,073	38,038,925,284	42,332,836,822
MINSAL-BALLESTER, GERARDO	8		117,700		41,500
MIRANDA, ALTAGRACIA	<5	14,000	14,000	14,000	14,000
MOISE, GUY	326	1,780,825	3,571,855	352,164	760,620
MORALES, OSMIN	12	125,980	173,580	138,200	140,000
MOUHANNA, JOSEPH	9		56,360		26,750
MUNOZ, JOSE	<5	126,000	126,000	126,000	146,700
NEUWIRTH, ZEV	18	126,000	416,850	96,600	289,800
NOBILE, ANJALI	25	18,270	453,600	10,500	98,700
OPPENHEIMER, JOSHUA	<5		8,400		1,400
PADRON, JOHN	15	171,000	781,200	21,000	42,000
PAIT, THEODORE	125	274,680	3,689,000	116,900	1,460,340
PEREZ, RENE	13		59,400	5,150	20,471
PEREZ, VIVIANA	11	54,750	370,510	8,480	144,320
PHILLIPS, J	128	1,406,600	10,876,700	1,278,450	111,394,010
PINO, ANTONIO	730	23,616,290	32,789,470	20,691,110	26,580,620
PINZON ARDILA, ALBERTO	<5			4,480	1,680
POLGA, JUSTIN	8	6,300	41,300	10,500	41,300
POPP, HOWARD	71	58,800	302,490	25,740	93,620
POWELL, MICHELLE	58	1,213,400	1,585,840	1,203,300	1,479,080
PRIETO-HERNANDEZ, JOSE	6	168,000	54,400	28,000	47,600
RABEN, KAREN	8	5,400	22,550	44,100	23,100
REINES, ARIEL	99	90,720	3,144,720	2,020,680	3,400,700
REMOS, JUAN	1,551	37,719,025	84,064,050	23,595,485	32,783,930
RESNICK, STEVEN	141	366,960	1,209,260	580,910	1,183,720
REYES, RHEINCHARD	17	96,930	132,930	313,200	264,600
RIVAS, AGUSTIN	<5				13,300
RIVERA BUSCAGLIA, DANIEL	94	8,400	190,200	13,000	76,340
ROCA, ALEJANDRO	82	22,102	532,586	1,400	188,930
ROCHE, NORMA	<5	98,000	98,000	109,000	172,000
RODRIGUEZ ALVAREZ, HUMBERTO	1,240	31,510,487	59,942,122	35,676,894	47,236,635
RODRIGUEZ DE LA TORRE, JESUS	59	315,700	1,326,680	563,580	785,040
RODRIGUEZ, MAGALY	<5			560	

Table 18. Individual Physician Certifications Overall, and Total Supply Ordered in all Certifications for Low-THC Cannabis and Medical Marijuana by Inhalation and Oral Routes from October 1, 2018 through September 30, 2019.

Physician County	Number of Physician Certifications	Total Supply (mg) Ordered Low-THC Cannabis Inhalation	Total Supply (mg) Ordered Medical Marijuana Inhalation	Total Supply (mg) Ordered Low-THC Cannabis Oral	Total Supply (mg) Ordered Medical Marijuana Oral
STATEWIDE	460,469	39,909,364,654	46,288,125,073	38,038,925,284	42,332,836,822
RODRIGUEZ, PEDRO	<5		42,000		23,100
RUBINOWICZ, BRUCE	760	21,640,570	26,492,250	23,486,828	26,161,750
SABBANI, ASHWIN	9	221,720	313,800	186,020	257,100
SAMUEL, VICKKI-ANN	97	1,108,900	3,098,605	882,400	2,676,250
SANCHEZ, CARLOS	112	79,990	834,830	749,300	297,980
SANTOS, GUILLERMO	16	30,000	345,000		108,000
SCHIFFMAN, LAWRENCE	65	857,600	938,800	836,400	878,400
SCHISANI, HOLLY	245	10,112,800	17,088,500	9,036,200	10,669,300
SCHOCHET, ELIE	16	21,000	326,480	28,200	207,520
SCHWARTZBARD, JULIE	41	17,200	74,510	70,620	108,675
SEGAL, SCOTT	397	431,200	10,626,140	369,250	3,915,590
SENDE, FERNANDO	1,705	17,272,750	58,716,630	39,747,390	47,710,330
SERPA, JOHN	8	566,680	666,080	3,850	2,320,880
SHABANAH, FIKRI VICTOR	17	42,000	186,700	193,700	186,700
SINGER, ALLEN	14	9,100	27,280	63,400	126,580
STERN, JEFFREY	302	25,477,101,330	26,298,784,580	25,668,980,810	26,196,249,840
TABI, GEORGE	5	144,300	185,800	130,300	164,800
TEJEIRO, WILLIAM	175	204,620	440,081	137,730	139,845
TOLEDO, JOSE	5	6,300	4,200	17,420	15,320
URDANETA, MAYRE	1,187	50,151,330	79,162,685	58,228,816	59,110,925
VALLADARES, JOSE	<5		5,250	4,200	
VAN GINKEL, ERIK	29	1,380,820	11,231,200	598,000	7,710,500
VASQUEZ DUARTE, RICARDO	21	117,950	61,890	161,350	66,905
VAZQUEZ, SUZEL	11	89,850	69,900	123,450	12,150
VENDRYES, CHRISTOPHER	18	10,500	245,690		2,100
VILLANO, KATHRYN	<5		8,750		3,500
WAHLESTEDT, LISA	5	194,000	264,400	152,000	222,400
WEINER, MICHELLE	2,118	52,588,925	63,219,570	52,188,000	53,229,480
WHARTON, TOMAS	18	72,700	195,150	65,700	149,650
WILLIAMS, HAROLD	<5		5,250		
WOLF, AIZIK	<5	21,000	13,650	21,000	13,650
WONG, ANN-MARIE	586	6,175,840	11,413,530	15,812,750	11,333,760

Table 18. Individual Physician Certifications Overall, and Total Supply Ordered in all Certifications for Low-THC Cannabis and Medical Marijuana by Inhalation and Oral Routes from October 1, 2018 through September 30, 2019.

Physician County	Number of Physician Certifications	Total Supply (mg) Ordered Low-THC Cannabis Inhalation	Total Supply (mg) Ordered Medical Marijuana Inhalation	Total Supply (mg) Ordered Low-THC Cannabis Oral	Total Supply (mg) Ordered Medical Marijuana Oral
STATEWIDE	460,469	39,909,364,654	46,288,125,073	38,038,925,284	42,332,836,822
ZAIAC, MARTIN	11		30,000	26,350	14,000
ZALIS, BRIAN	16		112,000	4,200	16,320
ZAPATA, SHEENA	12	210,000	210,000	88,200	77,700
ZAYAS, SHERYL	<5		25,200		23,700
ZHANG, MICHAEL	1,781	31,827,872	108,307,031	44,737,562	46,674,842
Monroe	1,600	8,392,189	28,295,575	9,398,930	16,118,914
BEYSOLOW, TAWEH	5		21,000	28,000	8,400
CATANA, ROBERT	75	1,685,080	924,530	1,685,080	910,980
CHARITY, JENNIFER	72	422,100	936,390	531,370	878,450
FLOYD, JULIE ANN	752	5,691,382	14,753,511	6,586,585	9,095,695
GERTH, ELIAS	47	21,000	172,200		65,100
GRIDER, DAVID	74	6,300	641,610	19,175	171,849
GUDICELLO, FRANK	74	102,585	413,035	55,500	52,950
JACKSON, JERRY	326	95,550	4,299,900	150,300	1,990,850
JOHNSON, JESSICA	19	230,160	498,120	233,098	314,720
KEIFER, GREGORY	10			4,200	
LANGLEY, JOHN	<5	24,080	132,160	16,520	49,000
MCKNIGHT, RAYMOND	51	80,672	4,538,649	80,902	2,547,150
NORRIS, JOHN	88	33,280	960,520	6,300	31,170
RAE, IAN	<5		3,950	1,900	2,600
Nassau	756	24,322,690	24,434,016	24,573,660	24,510,010
ATKINSON, ELIZABETH	9	49,000	95,736	106,410	67,370
FINA, LERA	5		17,340	12,680	8,020
GOLDBERG, KANDIS	707	24,138,450	24,161,200	24,172,750	24,149,300
TAYLOR, THOMAS	9	98,840	98,840	121,520	121,520
WHITE, DAVID	26	36,400	60,900	160,300	163,800
Okaloosa	6,173	81,379,035	129,403,737	70,418,350	106,579,186
BANKS, GARRY	1,892	27,646,850	33,863,125	28,760,550	32,551,375
BAWA, NITIN	414	2,480,270	5,752,990	947,810	1,647,605
BRENT, JOHN	84		578,900		587,700
BRYAN, CYNTHIA	15	224,250	404,125	238,250	423,375
CASTANEDA, THADDAEUS	342	8,487,500	8,581,700	8,500,100	8,483,300

Table 18. Individual Physician Certifications Overall, and Total Supply Ordered in all Certifications for Low-THC Cannabis and Medical Marijuana by Inhalation and Oral Routes from October 1, 2018 through September 30, 2019.

Physician County	Number of Physician Certifications	Total Supply (mg) Ordered Low-THC Cannabis Inhalation	Total Supply (mg) Ordered Medical Marijuana Inhalation	Total Supply (mg) Ordered Low-THC Cannabis Oral	Total Supply (mg) Ordered Medical Marijuana Oral
STATEWIDE	460,469	39,909,364,654	46,288,125,073	38,038,925,284	42,332,836,822
ESCOFFERY, WILLIAM	97	4,327,600	3,949,600	3,719,200	3,747,200
GEORGE-SAINTILUS, ERICA	18	481,150	151,450	150,820	149,450
GIVEN, MICHAEL	5	129,500	147,000	129,500	129,500
GOLDBERG, ERIC	332	3,816,920	4,962,300	4,036,420	4,939,700
GRANT, WILLIAM	67	715,500	1,254,400	883,100	1,318,900
HANSON, SVETLANA	206	2,303,895	2,809,845	2,698,590	2,554,975
MANOS, GINGER	27	42,000	342,800	95,850	309,550
MCCAIN, ELEANOR	15	13,724,960	13,799,840	3,699,480	3,638,600
MOHAMMED, SHEILA	444	2,057,700	8,877,109	1,233,630	2,656,101
MONTGOMERY, AARON	5	47,250	40,250	40,250	40,250
MOORE, BRENDA	36	76,300	251,500	319,500	310,775
REMARK-ZARATE, ROBIN	892	10,808,350	16,441,730	10,801,630	16,147,840
SIEGEL, ROBERT	30	2,436,000	4,033,400	2,380,000	3,921,400
TAVERNARIS, MICHAEL	28	12,600	259,940		56,000
ZANT, ALBERT	1,224	1,560,440	22,901,733	1,783,670	22,965,590
Okeechobee	146	154,400	677,180		30,000
KUMAR, RAMESH	139	154,400	640,080		4,800
SYED, MUHAMMAD	7		37,100		25,200
Orange	22,184	1,335,488,103	826,229,275	491,919,894	1,518,383,625
ABDEL AL, NAGLAA	<5		2,800		
AGGARWAL, BARBARA	466	4,118,400	14,718,100	10,615,100	11,556,900
ALDARONDO, SIGFREDO	5	55,300	53,900	55,300	53,900
ALEKSANDROVA, OLGA	<5	42,000	42,000	42,000	42,000
ANTONYRAJAH, BERNADETTE	<5				35
AREVALO, CATHERINE	1,233	47,946,994	102,571,650	42,000,370	53,544,650
AWOSIKA, BANJI	39	42,000	513,650	1,750	190,750
BAIGABATOV, ELДАР	74	956,900	1,537,325	234,150	256,200
BAUTISTA-ROSAS, MARIN	15	52,500	239,500	35,000	370,750
BAWANY, MOHAMMED	38	43,050	99,750	102,550	130,900
BEHANI, AIDA	36	717,230	563,220	131,260	115,620
BELOSO, ISMAEL	495	4,214,880	10,296,765	5,093,730	9,417,920
BHALANI, KANTILAL	323	488,770	3,800,558	2,160,280	2,926,110

Table 18. Individual Physician Certifications Overall, and Total Supply Ordered in all Certifications for Low-THC Cannabis and Medical Marijuana by Inhalation and Oral Routes from October 1, 2018 through September 30, 2019.

Physician County	Number of Physician Certifications	Total Supply (mg) Ordered Low-THC Cannabis Inhalation	Total Supply (mg) Ordered Medical Marijuana Inhalation	Total Supply (mg) Ordered Low-THC Cannabis Oral	Total Supply (mg) Ordered Medical Marijuana Oral
STATEWIDE	460,469	39,909,364,654	46,288,125,073	38,038,925,284	42,332,836,822
BONES, RAPHAEL	1,079	1,100,520	12,684,199	940,220	5,644,415
BUSER, DAVID	<5	252,000	252,000	308,000	392,000
CASTRO, IVAN	54	5,058,750	8,526,600	3,826,400	3,315,400
CHERUKUPALLY, PALLAVI	6	63,000			427,300
CILBRITH, DAVID	21		143,487	4,760	121,660
COHEN-NEAMIE, DANIEL	198	16,053,500	21,707,670	15,789,750	19,793,300
COOPER, CHARLENE	663	18,317,570	20,668,110	18,496,230	20,957,310
DANG, PATRICK	104	689,500	12,889,550	1,252,800	273,370
DAPHTARY, UDAY	63	436,000	753,030	195,710	318,185
DAVIS, RONALD	<5			20,160	
DEEN, RYAN	32	406,600	569,650	404,500	425,500
DEISSLER, HARRIETT	322	9,731,200	12,895,200	3,931,800	5,205,200
DHILLON, MANVIR	6	2,257,500	2,257,500	2,226,000	2,226,000
FERNANDEZ, SANDER	2,231	944,885,240	48,279,630	45,497,020	946,367,340
FOX, ANDREW	3,338	15,409,635	80,705,486	43,225,987	75,365,407
FRASER, OWEN	350	84,035,850	120,340,800	79,203,930	101,255,400
FUNEZ, KEVIN	<5		1,872		2,496
GRAHAM, DAVID	22	317,575	446,625	297,150	345,000
GREEN, SUSAN	805	13,449,145	22,003,565	12,087,955	18,972,720
HARDING, VICTOR	11	199,500	119,000	84,000	63,000
HARDY, PHILIP	55	1,153,950	1,492,750	907,900	1,129,100
HARRY, EUDENE	12	4,200	305,830	33,600	67,170
HILL, NATHAN	<5		16,800		
HITCHCOCK, LARA	49	93,300	638,400	164,120	500,780
IVANOV, OLGA	43	7,000	6,058,350	28,000	4,658,450
KHANNA, ASHOK	240	3,529,454	2,977,338	2,914,524	2,436,164
KIVETT, GERALD	298	19,517,904	22,280,484	15,764,300	15,310,900
KUSNETZ, NORMA	<5		58,150		8,650
LANSKY, MEYER	42	143,500	590,600		
LEVINE, SCOTT	10	183,150	183,150	137,250	137,250
MAGSINO, MARISSA	288	15,229,230	16,480,135	2,556,050	2,326,690
MALLONEE, RONALD	103	84,640	4,375,490	1,681,140	2,606,590

Table 18. Individual Physician Certifications Overall, and Total Supply Ordered in all Certifications for Low-THC Cannabis and Medical Marijuana by Inhalation and Oral Routes from October 1, 2018 through September 30, 2019.

Physician County	Number of Physician Certifications	Total Supply (mg) Ordered Low-THC Cannabis Inhalation	Total Supply (mg) Ordered Medical Marijuana Inhalation	Total Supply (mg) Ordered Low-THC Cannabis Oral	Total Supply (mg) Ordered Medical Marijuana Oral
STATEWIDE	460,469	39,909,364,654	46,288,125,073	38,038,925,284	42,332,836,822
MARCELIN, PRUDENT	100	17,192	490,054	25,882	456,137
MASLIN, STUART	903	16,208,160	16,376,840	16,319,410	16,482,090
MASRI, ADDAM	22	7,000	323,400		12,600
MILLS, WILLIAM	28	42,000	833,000	273,000	943,000
MUELLER, JEFFREY	27	9,875	219,250	12,600	145,970
NIELSEN, ANNETTE	<5			15,800	
NURIEL, GABRIEL	27	1,055,504	906,710	466,896	121,928
OLIVEROS, PEDRO	976	7,179,445	12,938,265	732,245	2,297,770
PATEL, VARESH	753	10,752,330	10,982,355	11,379,665	11,353,885
PICHON, ANDRE	<5	10,500	10,500		10,500
POWELL, BRIAN	30	5,400	181,975	47,070	14,750
QURESHI, IMTIAZ	76	102,335	414,945	155,740	188,815
RAJA, DEEPAK	<5	1,680	6,720	840	3,360
RAJU, BHASKAR	142	1,704,850	3,030,650	1,847,230	3,495,450
REDDY, RAM	64	912,110	1,457,900	1,396,440	2,023,630
RIVERA, ALBERTO	175	6,709,500	6,232,100	6,870,500	6,765,850
SADEK, AHMED	9			205,800	
SANCHEZ, DANIEL	<5	25,000	54,850	25,000	50,300
SANGHRAJKA, NEHA	19	21,000	350,390	51,100	313,260
SCHULTZ, JASON	2,380	17,911,300	103,381,400	64,328,750	80,020,850
SHEKARI, SHIMA	77	1,738,800	1,738,800	1,761,900	1,761,900
SMITH, RICHARD	39	42,000	791,320	42,000	745,850
SMITH-MARTINEZ, CHERYLL	20	5,544,000	6,300,000	6,174,000	6,174,000
SNELL, GARY	725	12,430,185	18,235,890	9,015,730	11,329,490
STENZLER, STEPHEN	2,136	40,135,740	82,571,910	56,803,400	62,294,800
TEMPEL, RICHARD	28	4,200	311,700	172,200	332,700
UMPIERRE, ENRIQUE	91	10,500	469,600	3,500	148,070
WEAVER, HOWARD	140	1,620,060	2,476,962	1,342,450	1,635,388
WHEATLEY, RUSSELL	<5		1,120		2,800
Osceola	3,516	237,148,860	283,203,975	165,045,750	169,376,550
AFZAL, AJAZ	11	1,750	93,475	39,000	33,600
ASHRAF, SUALEH	6		14,250	5,250	

Table 18. Individual Physician Certifications Overall, and Total Supply Ordered in all Certifications for Low-THC Cannabis and Medical Marijuana by Inhalation and Oral Routes from October 1, 2018 through September 30, 2019.

Physician County	Number of Physician Certifications	Total Supply (mg) Ordered Low-THC Cannabis Inhalation	Total Supply (mg) Ordered Medical Marijuana Inhalation	Total Supply (mg) Ordered Low-THC Cannabis Oral	Total Supply (mg) Ordered Medical Marijuana Oral
STATEWIDE	460,469	39,909,364,654	46,288,125,073	38,038,925,284	42,332,836,822
AVILA, DUBY	<5		5,400		
HARDOWAR, LATCHMAN	133	317,750	1,892,170	147,250	872,240
HENNINGSSEN, HARALD	7	42,000	67,200	38,500	39,200
KHAN, MOHAMMAD	26	252,000	645,660	308,000	588,000
KHAN, MUHAMMAD	32	20,650	162,060		9,800
LEVINE, HAL	<5		209,200		14,000
LY, DUSTIN	31	169,500	238,380	82,600	115,600
MARTINEZ, RAFAEL	47	400,680	559,360	428,750	515,040
MCDONALD, JOHN	5			140	10,780
MORALES COLON, MARICELIS	<5			5,600	
MORENO RIVERO, KEILER	79	922,530	1,782,550	146,300	440,300
PERFECTO VIERA, RAFAEL	7	14,000	84,840	14,000	84,840
POULOS, PETER	49	117,250	904,470	53,550	266,700
RUZ-PAU, CARLOS	5	11,550	58,200	11,550	17,500
THRASHER, MICHAEL	3,072	234,879,200	276,486,760	163,765,260	166,368,950
Palm Beach	42,704	706,223,229	1,287,616,002	478,807,303	758,210,226
ABDALLAH, NADER	5	25,250	10,500	5,560	
AGRESTI, MARK	52	14,000	256,800	16,000	36,950
AHMED, MUJAHED	85	68,550	1,131,300	57,750	213,600
ANDRE, PIERRE	74	11,824	227,056	29,926	184,101
ANDRICOPOULOS, GEORGE	765	63,178,750	72,112,490	13,421,910	15,567,120
ANTON, AMERICO	275	293,092	4,683,334	871,840	2,729,228
AQUA, KEITH	<5	10,500	66,450	7,000	14,690
ASHBERG, SHERRYL	27	656,400	859,200	656,400	908,200
BACCHUS, ALBAN	51	1,101,500	1,128,100	1,045,600	1,045,400
BAFITIS, HAROLD	10		1,400		35,680
BAGO, MARIACLARA	276	741,620	3,704,650	713,390	1,680,760
BAIJNATH, JOAN	2,640	13,539,250	85,244,645	17,203,800	56,176,395
BAKER, JOHN	207	206,500	6,967,670	203,920	2,994,990
BALDA, LAURA	31	39,200	166,830	50,640	178,560
BARBOUR, MONIQUE	61	198,000	1,082,445	317,280	196,505
BEINHAKER, NEIL	96	556,500	3,509,850	1,802,500	2,688,000

Table 18. Individual Physician Certifications Overall, and Total Supply Ordered in all Certifications for Low-THC Cannabis and Medical Marijuana by Inhalation and Oral Routes from October 1, 2018 through September 30, 2019.

Physician County	Number of Physician Certifications	Total Supply (mg) Ordered Low-THC Cannabis Inhalation	Total Supply (mg) Ordered Medical Marijuana Inhalation	Total Supply (mg) Ordered Low-THC Cannabis Oral	Total Supply (mg) Ordered Medical Marijuana Oral
STATEWIDE	460,469	39,909,364,654	46,288,125,073	38,038,925,284	42,332,836,822
BELOTTI, MICHAEL	401	16,547,200	16,705,400	16,589,200	16,695,670
BENAIM, MONROE	8	4,200	14,700	4,200	49,700
BENSIMON, JAIMY	9	42,000	212,220		36,000
BERMAN, MIKHAIL	35	46,710	93,495	28,660	79,960
BERRY, ADAM	219	52,160	2,349,170	70,100	839,910
BLOCK, MICHAEL	8	2,800	31,200	565,600	22,450
BOLTUCH, ROBERT	114	77,040	1,852,537	118,705	598,240
BONE, MELANIE	596	603,185	5,543,195	1,178,705	3,184,005
BRESKY, KENNETH	20	207,900	233,100	220,500	233,100
BRISKIN, ROBERT	<5				
BROWN, NEAL	12	504,000	504,000	504,000	504,000
BROWN, RYAN	6	5,250	23,720	11,200	23,370
CAMERON, BLAINE	48	61,250	307,150	9,800	107,046
CANASI, JAVIER	378	1,013,660	8,318,040	1,033,860	4,621,035
CANAVES-NUNEZ, SONIA	28	21,700	88,120	52,500	49,000
CARIDI, STEVEN	32	42,000	169,880	117,220	209,280
CARR, ORLON	322	12,240,561	22,863,894	4,595,305	7,194,355
CELIGOJ, FRANK	<5	7,000	67,880		
CHAPMAN, GLENN	52		40,380	17,220	182,013
CHRZAN, DOMINIK	544	13,753,895	14,678,415	14,102,460	14,758,360
CICHOWICZ, IVAN	<5	2,400	11,808		
COHEN, AARON	121	383,720	1,035,554	159,170	332,565
COLLINS, ROBERT	7		42,140	700	3,500
CONLEN, RICHARD	17	92,925	313,425	89,175	314,925
COOPER, HARRY	51	1,035,650	7,646,520	89,580	1,095,450
COSTELL, BRIAN	166	1,227,700	2,333,970	364,560	557,930
DAVIS II, CEDRIC	12	30,800	178,500	30,800	120,400
DAVIS, MITCHELL	1,030	1,010,820	19,603,828	4,351,800	14,793,940
DELTOR, PIERRE	<5		14,000	33,600	5,600
DELUCA, JOHN	35	259,000	787,700	645,600	2,305,000
DELUCA, MARK	42	84,000	1,171,800	172,200	261,800
DHANDA, ANAND	<5	67,550	46,550	84,350	61,250

Table 18. Individual Physician Certifications Overall, and Total Supply Ordered in all Certifications for Low-THC Cannabis and Medical Marijuana by Inhalation and Oral Routes from October 1, 2018 through September 30, 2019.

Physician County	Number of Physician Certifications	Total Supply (mg) Ordered Low-THC Cannabis Inhalation	Total Supply (mg) Ordered Medical Marijuana Inhalation	Total Supply (mg) Ordered Low-THC Cannabis Oral	Total Supply (mg) Ordered Medical Marijuana Oral
STATEWIDE	460,469	39,909,364,654	46,288,125,073	38,038,925,284	42,332,836,822
DIAMOND, PAUL	8	217,600	221,740	217,600	217,600
DISCEPOLA, CONSTANTINA	252	7,122,550	4,134,992	6,514,170	3,229,580
DRUCKER, RICHARD	27	7,350	734,925		407,950
DUDLEY, ROBERT	715	338,440	9,949,300	1,365,030	4,189,030
DURAN, ROBERTO	137	354,866	881,231	210,300	373,150
EISENBERG, BRUCE	12	35,700	37,800	75,600	75,600
EL-HADDAD, AHMED	1,135	980,330	16,305,880	3,784,530	11,577,245
ETTEDGUI, DANIEL	71	53,200	245,700	44,450	181,650
FERREIRA, MICHELLE	47	85,800	375,690	15,750	82,810
FICHMAN, HERBERT	77	1,042,650	2,096,080	1,273,650	1,504,335
FIDEL, JEFFREY	1,014	42,451,600	42,257,700	42,493,600	42,183,150
FORTIER, DANIEL	70	640,900	563,000	810,400	651,690
FRIEDMAN, JARROD	46	22,230	188,150	18,090	53,530
FRIEDMAN, ROBERT	22	3,500	24,380	63,190	35,880
FRISCH, ANNA	33	10,500	1,156,170	12,600	638,425
GALANTE, EDGARDO	11		3,200	14,842	
GARIB-SANKAR, ANITA	31		111,590	25,200	180,850
GHEN, MITCHELL	14	108,500	554,550	472,600	318,600
GIONIS, THOMAS	321	179,100	9,748,800	97,120	1,071,415
GIOVANELLI PORRATA, CLAUDIA	<5				
GIRARD, JOHN	94	27,200	1,113,295	60,430	49,770
GLOVER, LESLEY	43	290,480	423,980	333,830	470,040
GOLGOTIU, ADRIAN	<5	840	1,400		2,100
GRABER, MYLISSA	40	112,560	374,896	136,640	254,540
GUNTHER, ROBERT	<5	16,800	16,380		
GUTHRIE, JENNIFER	1,229	15,413,658	68,778,878	33,525,976	43,251,465
HAO, YIHONG	16	210	17,500	6,720	12,250
HAYM, JEROME	779	16,460,000	20,431,225	11,747,250	21,788,950
HEVERT, DAVID	19	155,750	36,680	194,950	41,200
HORVATH, EDWARD	<5				
HOUSS, CAROLYN	7	58,800	44,800	74,200	83,300
HUNT, CHRISTOPHER	80	158,630	340,545	309,520	309,270
HUQ, ZAHIDUL	13	2,520	53,210	2,960	16,370

Table 18. Individual Physician Certifications Overall, and Total Supply Ordered in all Certifications for Low-THC Cannabis and Medical Marijuana by Inhalation and Oral Routes from October 1, 2018 through September 30, 2019.

Physician County	Number of Physician Certifications	Total Supply (mg) Ordered Low-THC Cannabis Inhalation	Total Supply (mg) Ordered Medical Marijuana Inhalation	Total Supply (mg) Ordered Low-THC Cannabis Oral	Total Supply (mg) Ordered Medical Marijuana Oral
STATEWIDE	460,469	39,909,364,654	46,288,125,073	38,038,925,284	42,332,836,822
HUTTON, BRETT	19		87,990	2,100	38,500
JAFFE, KENNETH	51	16,248	182,260	19,640	137,260
JARIAL, RAVINDER	<5			4,200	
JAVED, MOHAMMAD	140	43,400	2,209,540	80,500	1,015,700
JEWELWICZ, DANIEL	<5				700
JORDAN, THOMAS	<5		23,800		23,800
JUSINO, EDUARDO	173	510,200	3,158,085	922,710	1,598,365
KAPLAN, EDWARD	7		137,200		8,400
KATEB, DAVID	10		122,500	12,250	66,500
KHAN, IRFAN	304	5,006,570	5,327,290	5,684,980	5,757,995
KILEY, LINDA	21	113,540	214,510	139,650	64,610
LALIA, JOSEPH	<5				
LANE, KERRY	23	66,360	438,550	75,950	430,675
LAROCCA, TULISA	50	8,950	416,860	7,880	86,120
LAUX, GARY	58	13,800	211,820		25,500
LEICHMAN, GERALD	402	2,544,230	3,547,725	2,469,155	3,676,475
LEVITT, ALISON	<5		10,500	7,000	7,000
LEWIS, BENNETT	405	1,876,300	6,944,950	908,400	10,101,300
LICHTSHEIN, GIL	370	761,995	12,353,556	547,600	2,930,453
LIOGIER-WEYBACK, LUIS ENRIQUE	180	1,416,100	3,425,780	728,000	1,190,775
LIPORACE, DAVID	66	13,720	612,200	2,800	67,200
LIPP, IRWIN	65		455,320	24,300	76,000
LIPSON, BRAD	283	9,163,530	39,669,570	8,059,530	31,315,620
LOPEZ-IVERN, FERNANDO	5	11,200	11,200	388,500	1,050
LOSS, MICHAEL	530	29,080,000	38,975,400	29,122,000	38,274,000
LOVINGER, ROBERT	753	11,833,725	15,064,875	12,511,425	19,950,190
MALDONADO BURDETTE, EDWIN	763	961,200	4,450,640	793,950	1,724,640
MANDELL, KENNETH	9	36,750	85,200		124,500
MANSELL, KIMBERLY	13		186,975		62,325
MARKS, MITCHELL	6	55,720	68,320	62,720	72,520
MARTINEZ, GLADYS	311	9,946,185	10,540,755	10,562,745	10,394,755
MARTINOFF, RICHARD	13	22,680	43,760	27,825	19,355

Table 18. Individual Physician Certifications Overall, and Total Supply Ordered in all Certifications for Low-THC Cannabis and Medical Marijuana by Inhalation and Oral Routes from October 1, 2018 through September 30, 2019.

Physician County	Number of Physician Certifications	Total Supply (mg) Ordered Low-THC Cannabis Inhalation	Total Supply (mg) Ordered Medical Marijuana Inhalation	Total Supply (mg) Ordered Low-THC Cannabis Oral	Total Supply (mg) Ordered Medical Marijuana Oral
STATEWIDE	460,469	39,909,364,654	46,288,125,073	38,038,925,284	42,332,836,822
MASSE, NICOLA	1,176	18,680,025	25,753,020	2,334,000	20,046,355
MATE, LASZLO	7		18,830		18,900
MATEZ, MITCHELL	<5	210,000	210,000		
MATILSKY, MERNA KAREN	106	183,825	635,100	83,300	168,665
MCCORMICK, MARK	<5	4,200	31,500		7,000
MEISELMAN, HOWARD	1,024	633,850	10,398,887	1,154,405	4,196,960
MENDELOW, GARY	1,280	2,497,360	22,363,280	2,659,055	9,955,295
MERSON, MARCIE	79	640,700	645,300	100,200	124,800
MEWAR, SEETAL	43	147,395	161,615	98,910	105,380
MILLER, ADRIENE	48	130,900	662,140	137,550	204,050
MONTALVAN, JORGE	<5				4,200
MONTOYA, JACQUELINE	52	124,960	464,390	228,500	297,950
MOORE, CELINA	<5				
MORAES, BRIAN	84	1,906,660	1,929,130	1,715,000	1,736,000
MORGAN, ANNE	4,833	1,904,455	78,840,715	41,981,821	61,554,636
NAM, PEDRO	98	351,180	1,128,500	633,905	1,241,285
NIR, ITZHAK	17	10,050	191,950		136,500
NOBLE, ANJALI	15	10,500	108,150	38,500	148,750
OLIN, MICHAEL	26	73,150	232,050	25,900	77,350
ORELUS, EMMANUEL	7		10,000		21,500
PARIKH, NAVAL	9	19,800	569,200	38,050	309,350
PARIS, MARK	98	316,200	3,397,120	582,300	2,525,380
PARRILLA ROSARIO, EDWIN	26	1,260	63,470		7,000
PESSAH, ARYEH	73		27,150	9,450	119,710
PICKHOLTZ, DOV	591	601,070	3,056,562	226,430	808,425
PROVOST, TYLER	14		9,830		5,600
QUINONEZ, GERARDO	27	10,180	48,612	9,200	5,950
RAJAMANICKAM, SURESH	9	33,520	78,280	44,220	30,160
RAKOFSKY, JONATHAN	15	66,780	113,400	42,000	29,400
RAMIREZ, ANGELICA	<5	1,501,500	1,501,500	2,100	2,100
RATHBUN, KATHLEEN	88	246,130	752,616	207,310	421,076
ROBERTS, EVANS	<5	59,500	52,500		

Table 18. Individual Physician Certifications Overall, and Total Supply Ordered in all Certifications for Low-THC Cannabis and Medical Marijuana by Inhalation and Oral Routes from October 1, 2018 through September 30, 2019.

Physician County	Number of Physician Certifications	Total Supply (mg) Ordered Low-THC Cannabis Inhalation	Total Supply (mg) Ordered Medical Marijuana Inhalation	Total Supply (mg) Ordered Low-THC Cannabis Oral	Total Supply (mg) Ordered Medical Marijuana Oral
STATEWIDE	460,469	39,909,364,654	46,288,125,073	38,038,925,284	42,332,836,822
RODELL, SUSAN	<5		2,000		
ROSENBLATT, MELANIE	65	152,490	327,430	107,050	124,200
ROSSELLI, MATTEO	<5		57,750	14,700	
ROWLAND, WILLIAM	150	1,125,500	1,691,640	2,226,350	2,297,180
RUBIN, STUART	19	5,340	30,478	3,890	14,560
RYMER, WILLIAM	1,785	65,136,244	77,757,582	24,434,334	38,215,004
SABIDO, MICHAEL	62	25,800	328,990	109,768	105,560
SADOW, SAMUEL	1,127	46,147,676	55,487,915	34,407,800	36,918,070
SANCHEZ, PEDRO	80	124,110	558,905	38,760	263,980
SCHNEIDER, ROBERT	127	731,250	1,185,000	916,020	1,266,270
SCHOLLE, JANET	<5		3,325	350	1,600
SCHWARTZ, PAUL	51	2,994,450	29,011,210	7,350	4,200,700
SCHWARZ, HAROLD	13		175,830	27,090	91,910
SEIDELMAN, RICHARD	69		80,600	24,330	55,640
SEMEL, LEWIS	14		52,760		44,100
SEVERSON, KAREN	6	7,000	192,500	8,500	3,000
SHARMA, SHEKHAR	<5	45,500	105,000		98,000
SHESTACK, ADAM	24	101,100	140,850	139,900	121,100
SIDDIQUI, SAMUEL	1,039	6,533,870	18,453,105	6,549,575	11,211,180
SILVER, STEPHEN	23	900	21,770	9,600	13,495
SILVERMAN, JOEL	30	14,700	117,150	4,200	6,200
SILVERS, DAVID	<5			4,200	4,760
SINCLAIR, MICHAEL	110	612,780	1,221,090	845,280	923,070
SINGER, MELISSA	288	5,960,150	5,922,400	5,976,009	6,074,400
SLOTNICK, DAVID	10	1,800	12,300	3,600	2,100
SPECTOR, STEVE	937	4,067,550	21,892,100	4,633,000	25,203,000
SPIRAZZA, CARL	67	75,940	794,820	18,200	156,700
STEIN, JEFFREY	875	6,872,240	7,193,770	3,199,080	3,342,910
STRATT, BRUCE	453	289,300	3,612,170	1,080,442	2,764,015
STRONG, DAVID	200	9,450	498,400	22,750	626,000
SZEINFELD, MARCOS	<5	4,800	5,200	24,000	2,800
TAMBINI, PAMELA	21	73,500	624,750	94,500	378,910

Table 18. Individual Physician Certifications Overall, and Total Supply Ordered in all Certifications for Low-THC Cannabis and Medical Marijuana by Inhalation and Oral Routes from October 1, 2018 through September 30, 2019.

Physician County	Number of Physician Certifications	Total Supply (mg) Ordered Low-THC Cannabis Inhalation	Total Supply (mg) Ordered Medical Marijuana Inhalation	Total Supply (mg) Ordered Low-THC Cannabis Oral	Total Supply (mg) Ordered Medical Marijuana Oral
STATEWIDE	460,469	39,909,364,654	46,288,125,073	38,038,925,284	42,332,836,822
TARIQ, AMBREEN	1,695	143,175,000	167,629,155	43,181,750	54,787,170
TAUBMAN, RANDALL	<5	63,000			
TAYLOR, ALEXANDRA	30	435,900	586,100	24,300	12,600
TEMER, ANYA	659	5,948,145	9,004,310	12,848,365	8,520,940
TENDLER, ARON	8			600	16,200
TUMMINIA, LOUIS	57	1,900	305,670	1,470	68,230
VIZCAINO, VANESSA	41	1,200	366,350	50,680	289,230
WARSHAW, IRA	22	132,300	242,500	85,050	105,350
WEINSTEIN, LAWRENCE	90	278,320	518,140	505,900	607,380
WHELIHAN, MAUREEN	321	1,422,575	7,461,590	384,390	2,346,284
WISHNOV, BRUCE	111	1,721,980	1,684,630	1,779,830	1,693,350
WOLEK, EMILY	1,596	91,606,440	98,601,756	23,765,770	33,941,270
WOYOME, STEPHEN	13		43,030		5,910
YEE, GARVIN	8		50,910	720	11,790
ZAWADZKI, EDWARD	27	3,000	348,300	112,700	115,000
ZEMLIN, RICHARD	<5		2,100		2,800
ZOPO, ALEX	102	32,200	1,122,065	71,750	462,520
Pasco	11,770	252,628,025	517,404,827	208,955,571	333,663,894
ALFORD MERCIER, CHARLENE	<5	152,250	26,250	161,000	161,000
ANDRONICO, KENNETH	404	118,050	5,503,210	102,225	3,432,620
BAILEY, TIMOTHY	62	2,526,800	2,442,800	2,568,800	2,484,800
CANDELORA, PETER	446	2,182,450	8,513,230	826,650	1,598,840
CONDON, JAMES	18	54,600	121,720	49,000	64,320
DE LA GARZA, MIGUEL	76		85,120	408,800	314,300
FERREIRA, ROBERT	539	11,839,830	13,498,640	12,223,230	13,297,040
FIETSAM, ROBERT	76	25,200	1,291,560		302,150
FORMAN, MITCHELL	400	37,800	2,503,415	52,500	862,750
HASHIM, MARK	3,532	138,576,850	141,011,700	128,709,800	128,602,800
HAYNES, ERIC	41		794,625		173,050
HERSON, DAVID	6	9,100	6,300	28,000	25,200
HIGGINS, CYNTHIA	38	259,290	781,450	197,350	278,150
KARAGIOZIS, MICHAEL	<5		49,300		23,640

Table 18. Individual Physician Certifications Overall, and Total Supply Ordered in all Certifications for Low-THC Cannabis and Medical Marijuana by Inhalation and Oral Routes from October 1, 2018 through September 30, 2019.

Physician County	Number of Physician Certifications	Total Supply (mg) Ordered Low-THC Cannabis Inhalation	Total Supply (mg) Ordered Medical Marijuana Inhalation	Total Supply (mg) Ordered Low-THC Cannabis Oral	Total Supply (mg) Ordered Medical Marijuana Oral
STATEWIDE	460,469	39,909,364,654	46,288,125,073	38,038,925,284	42,332,836,822
LOGUIDICE, MICHAEL	881	18,444,175	237,920,315	7,340,962	114,212,355
MA, LI	47	53,060	59,850	1,500	
MARKUS, PETER	387	1,723,160	17,272,340	1,721,100	6,197,880
PANGANIBAN, RUDOLFO	24	20,700	17,100	46,100	43,000
PARILO, KARINA	9		40,870	1,200	28,620
PATEL, TANMAY	3,976	63,319,090	65,765,892	41,258,344	42,184,469
RADICE, PETER	99	13,760	365,140	5,600	53,200
RAMIREZ, EDGAR	<5		21,350		16,800
RUIZ, ESTEBAN	88	405,400	455,000	444,250	469,000
SYED, ASMA	13	189,000	182,000	182,000	189,000
VIEIRA, LEONARDO	600	12,677,460	18,675,650	12,627,160	18,648,910
Pinellas	46,771	1,482,682,219	1,801,465,981	1,355,224,952	1,466,988,303
ABDOOL, SHEREZA	36	460,550	1,750,400	405,250	719,300
AGIN, BRENT	94	112,980	1,485,940	159,072	1,231,523
ANDERSON, KATHY	107	4,181,600	4,707,600	4,189,900	3,854,100
ANDRIOLA, MICHAEL	46	361,200	691,600	407,160	86,100
ASARE, KINGSLEY	23	132,490	261,570	55,900	79,990
AVERY, LISA	406	16,394,505	21,066,320	14,754,320	17,455,981
BALDIZZI, ANTHONY	13	208,835	253,215	186,850	139,110
BECKER, DAVID	15		1,866,000	42,000	420,400
BEYER, JOEY	1,038	23,340,650	48,480,300	16,604,750	17,180,210
BOTTARO, NICHOLAS	1,891	79,445,400	127,657,000	79,389,400	85,925,600
BOWMAN, STEVEN	25	79,800	318,500	219,100	215,600
BROWN, LORA	2,392	62,271,222	65,491,562	48,947,852	48,071,760
BROWNE-KING, ESTHER	70	2,940,000	2,940,000	2,940,000	2,940,000
BRUNO, MICHAEL	10	308,000	392,000	308,000	392,000
BRUNSON, ADAM	116	44,000	1,375,470	236,760	502,785
BUNCH, JENNIFER	147	297,150	1,468,931	377,800	642,650
CABELLO, DANIEL	132	579,794	917,840	817,705	974,281
CAMPANILE, RICHARD	424	19,466,500	20,005,160	10,537,480	10,510,940
CANTON, LARRY	49	1,731,150	4,467,755	2,400,910	2,789,230
CAPPIELLO, GERARD	<5	14,000	14,000	14,000	14,000

Table 18. Individual Physician Certifications Overall, and Total Supply Ordered in all Certifications for Low-THC Cannabis and Medical Marijuana by Inhalation and Oral Routes from October 1, 2018 through September 30, 2019.

Physician County	Number of Physician Certifications	Total Supply (mg) Ordered Low-THC Cannabis Inhalation	Total Supply (mg) Ordered Medical Marijuana Inhalation	Total Supply (mg) Ordered Low-THC Cannabis Oral	Total Supply (mg) Ordered Medical Marijuana Oral
STATEWIDE	460,469	39,909,364,654	46,288,125,073	38,038,925,284	42,332,836,822
CARVALLO, EDWARD	1,879	47,781,150	54,282,750	17,189,100	40,061,150
CHEESMAN, DAVID	18	1,134,000	1,134,000	1,134,000	1,134,000
CHIARELLO, NANCY	507	21,107,200	21,023,200	21,149,200	21,065,200
CHIPMAN, HOWARD	101	70,000	1,572,954	1,160,920	1,297,644
CHUNG, CHARLES	881	36,984,200	37,266,260	37,043,000	36,985,350
CORZO, HECTOR	33	80,805	264,040	34,675	55,650
CROWLEY, EMILY	917	25,257,980	26,413,200	25,174,890	25,428,150
DECOSMO, JOHN	731	938,568	9,263,092	1,022,648	8,966,134
DELUCIA, EUGENE	67	349,600	1,265,916	261,688	443,384
DEUTSCHER, EDWARD	160	2,154,720	1,776,080	1,244,490	873,365
DEVRIES, BENJAMIN	7	1,750	1,750	4,550	3,850
DIDONNA, MICHAEL	106	420,460	1,188,350	570,000	1,048,300
DRYER, JOSEPH	598	5,721,612	25,543,127	2,911,560	5,417,465
ELLIS, NATALIE	1,030	23,032,450	24,993,900	23,046,450	23,809,190
FINE, STEVEN	15	798,000	798,000	798,000	798,000
GARCIA-LEYVA, GISELA	<5		32,000		
GILROY, PATRICIA	17	237,400	272,300	253,700	272,300
GOLDSTEIN, GARY	92	1,721,200	1,687,100	1,636,525	1,747,975
GROSSGOLD, ANDREAS	<5		27,580		
HAYNES, SHERYL	288	12,392,130	53,257,890	4,704,080	8,580,000
HORNER, TAMI	53	1,618,990	1,637,400	1,624,800	1,637,400
HOSSAIN, IMTIAZ	32	5,400	138,640	186,820	136,940
KAMAJIAN, GEORGE	1,009	1,856,750	22,862,350	3,797,250	11,435,770
KAUZLARICH, JOHN	18	279,210	276,060	207,900	211,750
KHALAF, MOHAMED ABDEL	10	840,000	763,000	840,000	784,000
KHAN, ABRAHAM	541	4,965,730	9,023,215	4,668,230	6,638,660
KHOUSAKOUN, SOMPHANH	11	81,900	45,500	81,900	35,000
KOTAK, TANUJA	21	14,000	131,100	700	11,200
LANDAU, IRWIN	19	798,000	798,000	798,000	798,000
LANDRY, ABNER	11		78,000	600	234,300
LEIMBACHER, JEFFREY	1,496	37,018,000	38,015,500	35,798,000	36,155,000
LESLIE, FRED	11		65,780		50,468

Table 18. Individual Physician Certifications Overall, and Total Supply Ordered in all Certifications for Low-THC Cannabis and Medical Marijuana by Inhalation and Oral Routes from October 1, 2018 through September 30, 2019.

Physician County	Number of Physician Certifications	Total Supply (mg) Ordered Low-THC Cannabis Inhalation	Total Supply (mg) Ordered Medical Marijuana Inhalation	Total Supply (mg) Ordered Low-THC Cannabis Oral	Total Supply (mg) Ordered Medical Marijuana Oral
STATEWIDE	460,469	39,909,364,654	46,288,125,073	38,038,925,284	42,332,836,822
LEVINE, BRETT	120	312,780	637,553	606,100	428,512
LIBREROS-CUPIDO, JAIRO	45	8,400	314,940	4,900	8,400
LIN, JENG	49	956,440	1,013,180	810,320	860,120
MAINOR, HENRY	217	3,514,725	3,637,195	2,893,945	2,671,683
MARGOLIN, JERRY	606	18,832,300	29,033,750	17,875,700	23,693,450
MAZA, RICHARD	53	127,760	3,482,900	599,480	2,404,700
MEADOWS, WILLIAM	242	440,750	11,455,450	407,500	5,047,200
MONROE, KAREN	736	18,663,550	19,026,740	5,691,660	7,611,750
MONSON, ANTONIO	683	39,184,150	40,624,680	18,360,300	18,872,280
MURRAY, MICHAEL	<5	70,000	70,000	70,000	70,000
NIELSEN, JAMES	246	10,245,200	10,245,200	10,245,200	10,245,200
NUTINSKY, CHARLES	1,965	82,153,000	82,078,100	82,069,000	81,998,650
OLSZEWSKA, PAULINA	625	26,109,300	26,109,300	26,250,000	26,250,000
OSTRZEWSKA, KATARZYNA	<5	5,950	5,040	6,650	1,540
PALANCA, EDUARDO	519	18,202,700	18,154,600	18,282,100	18,235,560
PHILLIPS, BRANDI	55	1,767,600	1,768,000	1,767,600	1,768,000
POLLAN, ALINA	39	379,794	402,240	383,250	375,590
POLLOCK, DIANA	82	537,886	647,015	938,155	1,112,443
RIKER, SYLVAN	882	23,090,900	26,071,500	7,552,300	17,201,800
RINDE, JOHN	499	13,851,110	14,551,800	4,501,850	9,181,350
ROBINSON, STACEY	17	22,400	29,400	14,000	28,640
RODRIGUEZ, KATHERINE	13	47,460	251,320	56,540	125,360
ROPHIE, RALPH	973	2,501,800	30,779,280	16,180,880	18,964,020
ROSEWATER, STANLEY	823	20,157,270	20,503,880	6,083,070	12,238,070
ROSIN, JOSEPH	<5	28,000	84,000	70,000	63,000
ROTHMAN, JACK	2,861	120,069,788	119,898,130	119,966,792	118,777,800
SALCEDO, STEPHEN	528	22,078,000	22,144,500	22,099,000	22,036,000
SAMUELSON, HEATHER	189	7,938,000	7,980,000	7,938,000	7,959,000
SANKOORIKAL, ANTONY	11	4,560	40,190	4,210	11,310
SCHNEIDER, JEAN-RAPHAEL	317	706,320	2,552,712	1,476,200	2,425,010
SCHOW, DENISE	2,755	115,275,800	115,349,950	115,180,600	115,204,200
SCHOW, DOUGLAS	1,661	69,801,000	70,235,660	69,795,600	69,942,600

Table 18. Individual Physician Certifications Overall, and Total Supply Ordered in all Certifications for Low-THC Cannabis and Medical Marijuana by Inhalation and Oral Routes from October 1, 2018 through September 30, 2019.

Physician County	Number of Physician Certifications	Total Supply (mg) Ordered Low-THC Cannabis Inhalation	Total Supply (mg) Ordered Medical Marijuana Inhalation	Total Supply (mg) Ordered Low-THC Cannabis Oral	Total Supply (mg) Ordered Medical Marijuana Oral
STATEWIDE	460,469	39,909,364,654	46,288,125,073	38,038,925,284	42,332,836,822
SHAH, SADHANA	10	9,600	60,040		3,500
SHAPIRO, DAVID	86	1,663,550	1,594,600	566,300	765,100
SINAIKIN, PHILLIP	57	1,561,000	1,722,000	1,508,500	1,606,500
SIRNA, ELIZABETH	33	475,550	1,089,325	526,750	842,390
SPRINGS, JULIA	1,067	47,924,150	60,378,410	51,039,400	54,136,500
STOICI, ROXANA	7	21,560	21,560	62,300	53,060
STRIKOWSKY, STUART	934	39,048,400	39,150,960	39,048,400	39,095,800
SUBRAMANIAN, VALLI	<5	9,450	10,500	2,100	2,100
SZABO, BRIAN	3,364	141,070,000	144,595,540	140,951,600	141,339,200
TAHIRAJ, GENTI	77	5,713,600	5,567,400	5,713,600	5,581,400
TALATI, AMAR	552	6,782,340	13,329,240	7,921,920	10,287,600
TAYLOR, MARC	5	168,400	184,000	168,400	212,000
TEEKELL-TAYLOR, LEAH	335	11,531,400	12,007,400	10,651,000	11,181,600
TEYTELBAUM, RENATA	161	1,014,845	1,524,089	442,565	339,800
THOMAS, MARI	2,075	85,730,600	96,045,380	85,952,500	86,609,100
VAN BENSCHOTEN, CHRISTOPHER	1,363	41,938,250	61,453,700	46,428,550	52,517,200
VERMA, DEEPA	52	1,296,300	1,282,580	1,197,800	1,218,800
WALLACE, ROBERT	13	83,600	924,000		366,500
WESTON, KHALILAH	31		249,555	43,880	259,060
YCAZA, LUIS	465	16,665,400	16,755,000	11,625,600	11,669,700
ZHENG-SMITH, WENTING	543	22,858,500	22,833,300	22,855,000	22,827,000
Polk	4,516	77,571,218	184,402,468	68,617,605	279,149,584
AHLUWALIA, PRAMJEET	14	96,250	92,750	7,000	7,000
ALVARADO, RONY	22	98,000	98,000	154,000	154,000
BOLARAM, JAYANTH	127	295,950	2,593,470	520,275	979,105
HUANG, CHARLES	39	245,000	543,950	337,020	577,100
ISSAR, JEETENDRA	46	21,000	362,890	11,240	118,830
ISSAR, REKHA	35	35,700	190,050	33,300	48,650
JORGE, JAIME	24	56,000	31,500	85,400	14,000
KALAN, SHIVAM	<5	6,300	10,500	9,800	15,750
KAUFMAN, SETH	17	47,600	98,000	22,400	43,400
KHAN, AFTAB	31	13,200	37,400	5,400	67,825

Table 18. Individual Physician Certifications Overall, and Total Supply Ordered in all Certifications for Low-THC Cannabis and Medical Marijuana by Inhalation and Oral Routes from October 1, 2018 through September 30, 2019.

Physician County	Number of Physician Certifications	Total Supply (mg) Ordered Low-THC Cannabis Inhalation	Total Supply (mg) Ordered Medical Marijuana Inhalation	Total Supply (mg) Ordered Low-THC Cannabis Oral	Total Supply (mg) Ordered Medical Marijuana Oral
STATEWIDE	460,469	39,909,364,654	46,288,125,073	38,038,925,284	42,332,836,822
LOUISVILLE, TOMMY	157	5,180	600,666	27,550	95,770
MIRANDA, FERNANDO	36	1,416,500	1,416,500	1,626,500	1,626,500
MONDELLO, CHRISTOPHER	786	7,538,020	12,926,480	7,609,630	12,943,980
MOORE, JAMES	23	1,120	217,000		1,400
NAVARRO, RICARDO	14	100,140	112,740	137,940	164,940
OKAFOR, CHUKWUKA	8			19,320	
ROBINSON-FARAH, GRAHAM	801	319,248	5,962,492	272,270	1,897,409
RUBENSTEIN, LISA	<5			700	700
SAYLOR, JASON	50	294,700	308,700	39,200	39,200
SCHWARTZ, JEFFREY	2,101	65,761,230	157,461,530	56,141,150	258,582,120
SMITH, WANDA	<5	24,500	153,600	133,100	92,550
TORRES, BENITO	81	1,158,130	1,022,000	1,004,490	748,155
VERNIER, ERIC	96	37,450	162,250	419,920	931,200
Putnam	40	193,500	302,500	60,025	108,635
PENDRAK, ROBERT	40	193,500	302,500	60,025	108,635
Santa Rosa	1,032	30,261,900	31,895,300	29,998,380	31,226,550
BARBER, LAURA	240	10,083,500	10,083,500	10,073,000	10,073,000
BROWN, RACHEL	311	11,732,000	11,868,400	11,904,200	11,998,000
CABREROS, FLORA LORNA	15	8,520	28,040		8,900
GARG, PURUSHOTTAM	93	90,480	616,070	135,060	364,160
HUDSON, JANICE	19		276,640	2,520	142,940
IGLEBURGER, JAMES	234	4,538,500	4,904,600	4,081,900	4,595,000
SHARP, ELAINE	84	3,382,500	3,372,500	3,361,500	3,393,500
VIGLIONE, DEBORAH	36	426,400	745,550	440,200	651,050
Sarasota	25,027	1,145,869,147	1,466,306,252	1,136,697,868	1,283,896,110
ANGELASTRO, NICHOLAS	279	1,489,845	8,420,360	2,171,745	3,947,310
ARISTIMUNO, JOAQUIN	103	3,318,100	3,524,450	3,246,600	3,233,200
ARNE, ELMER	18	49,000	234,600	192,400	496,800
AUNG-DIN, RONALD	791	33,280,925	36,967,397	16,451,570	16,671,670
BENZING, PEGGY	805	29,406,130	185,837,560	29,052,130	30,457,340
CHEN, WELLINGTON	122	4,697,600	8,835,600	4,715,600	6,831,600
COLE, WILLIAM	113	114,600	1,330,896	126,080	1,251,788

Table 18. Individual Physician Certifications Overall, and Total Supply Ordered in all Certifications for Low-THC Cannabis and Medical Marijuana by Inhalation and Oral Routes from October 1, 2018 through September 30, 2019.

Physician County	Number of Physician Certifications	Total Supply (mg) Ordered Low-THC Cannabis Inhalation	Total Supply (mg) Ordered Medical Marijuana Inhalation	Total Supply (mg) Ordered Low-THC Cannabis Oral	Total Supply (mg) Ordered Medical Marijuana Oral
STATEWIDE	460,469	39,909,364,654	46,288,125,073	38,038,925,284	42,332,836,822
DE LOACH, VICTOR	115	10,451,000	10,451,000	10,892,000	10,892,000
DIENER, HOWARD	147	327,500	3,467,805	445,900	883,470
ELSBREE, SCOTT	<5	126,000	126,000	126,000	126,000
ERB, DONALD	456	2,236,270	5,688,630	3,507,060	4,841,580
FARAG, NAGY	1,778	58,325,720	63,523,626	59,501,020	62,977,510
FERNANDEZ, PETER	<5		28,000	14,000	28,000
GAUDIEL, REMO	269	10,530,600	10,515,900	10,598,500	10,584,500
GERMAIN, JACQUELINE	559	23,544,336	23,616,716	23,488,576	23,555,220
GORDON, BARRY	5,665	238,520,400	457,694,300	238,263,176	566,000,780
GRUBBS, GERALD	417	16,514,200	29,561,300	16,512,800	16,610,800
GUPTA, VIRIND	35	159,805	714,791		101,500
HALIM, TARIQ	143	717,750	5,189,625	2,850,000	3,659,492
HARRIS, JUSTIN	34	21,000	93,975	30,800	70,050
HARVEY, FRED	72	597,450	1,215,400	427,700	435,300
HENSON, KENNETH	<5			10,500	24,750
HOFFMEISTER, TIMOTHY	2,475	210,535,120	208,000,120	208,206,880	207,603,080
HUME, DANIEL	9	4,200,000	4,200,000	4,200,000	4,200,000
IZMIRLIAN, DOROTHY	24	28,000	796,200	395,200	699,900
KALNOKY, ACHILLES	1,084	15,284,600	34,610,210	17,141,130	23,349,270
KUNSTMAN, HEIDI	574	47,963,600	47,767,600	48,022,400	47,907,600
LEXOW, STEPHEN	<5	63,000	63,000	31,500	31,500
MAMUS, STEVEN	7	4,200	43,400		39,200
MARA, ROBERT	242	2,711,330	5,305,030	3,421,350	3,864,450
MASON, CLAUDE	73	3,528,500	4,676,700	3,491,300	3,635,600
MAURIELLO, JOHN	<5	28,000	28,000	28,000	28,000
MERRITT, LISA	14	93,400	49,260	113,250	19,150
PATEL, GIRISH	8	50,750	69,125	42,000	44,625
PFAHLER, KENNETH	149	3,856,400	4,056,400	4,000,620	4,103,900
SIMOVITZ, RICKY	25		1,203,000	21,000	1,224,000
STEIN, DANIEL	3,589	308,495,550	163,568,930	312,864,910	98,744,150
TAYLOR, JANET	15	219,240	1,989,768	195,720	782,130
THORNLEY, VIRGINIA	373	6,551,850	7,079,150	6,482,975	6,743,015

Table 18. Individual Physician Certifications Overall, and Total Supply Ordered in all Certifications for Low-THC Cannabis and Medical Marijuana by Inhalation and Oral Routes from October 1, 2018 through September 30, 2019.

Physician County	Number of Physician Certifications	Total Supply (mg) Ordered Low-THC Cannabis Inhalation	Total Supply (mg) Ordered Medical Marijuana Inhalation	Total Supply (mg) Ordered Low-THC Cannabis Oral	Total Supply (mg) Ordered Medical Marijuana Oral
STATEWIDE	460,469	39,909,364,654	46,288,125,073	38,038,925,284	42,332,836,822
TRAVNICEK, PETRA	19	2,100	41,460	11,200	10,850
VASS, SUZANNA	6	63,000	72,800	42,000	42,000
WOLPMANN, MICHAEL	282	8,657,600	8,608,600	2,811,200	2,755,200
ZALKIN, ADALINE	4,126	99,104,676	117,039,568	102,551,076	114,387,830
Seminole	8,240	165,321,480	278,772,801	173,848,152	221,251,641
ALONSO, KENNETH	12	960	16,590	10,500	17,800
BALDWIN, ALICIA	59	2,856,350	1,842,880	1,556,350	1,392,650
BRINSON, ASHTON	618	1,479,290	29,875,910	1,388,800	8,355,800
BRUNO, PATRICIO	<5	367,500	367,500	280,000	280,000
BURROWES, ADRIAN	87	35,000	454,500	7,000	106,300
CANNIZZARO, JOSEPH	<5		96,000	18,000	72,000
CEDENO, JOSE	1,262	20,297,495	36,367,145	15,255,330	25,145,270
CHANLATTE-ITHIER, MARINO	1,707	44,515,910	68,715,836	58,738,520	59,297,990
FLETCHER, BRANDON	726	12,772,625	18,215,395	15,576,712	16,771,115
HOFFEN, BRUCE	<5			10,200	600
MACISAAC, KATHLEEN	77	708,290	739,090	830,765	852,815
MILTENBERGER, CHESTER	901	19,862,990	21,308,550	18,823,285	19,275,258
MORALES, ALLAMM	<5			19,200	
NAGALAPADI, VENKATESH	62	9,800	181,980	27,900	192,750
OH, GREGORY	110	18,610	242,805	344,480	103,955
RICHARDSON-PRICE, MARLA	454	8,879,630	9,035,730	9,180,980	9,126,380
SCHLAPPER, BRENT	855	8,202,100	42,983,510	6,276,150	32,961,588
SEIFERT, WALTER	203	337,470	1,009,270	14,000	15,680
SELSKY, CLIFFORD	38	481,760	2,248,860	1,050,280	2,701,090
ZELIKOVSKY, SHIRLEY	1,060	44,495,700	45,071,250	44,439,700	44,582,600
St. Johns	4,803	97,274,809	128,791,257	91,362,165	107,817,125
CARTWRIGHT, JOSEPH	130	1,593,440	1,509,360	1,795,220	1,484,960
CORNEAL, SCOTT	30	3,864	30,726		4,830
COVINGTON, DONALD	<5	42,000			
ECKERT, ROBERT	1,442	59,676,200	60,444,000	59,669,200	59,810,500
ELKINS, ROBERT	809	640,000	21,416,300	5,296,700	22,343,144
FREIDENSTEIN, JAMES	79	440,260	411,505	674,530	440,755

Table 18. Individual Physician Certifications Overall, and Total Supply Ordered in all Certifications for Low-THC Cannabis and Medical Marijuana by Inhalation and Oral Routes from October 1, 2018 through September 30, 2019.

Physician County	Number of Physician Certifications	Total Supply (mg) Ordered Low-THC Cannabis Inhalation	Total Supply (mg) Ordered Medical Marijuana Inhalation	Total Supply (mg) Ordered Low-THC Cannabis Oral	Total Supply (mg) Ordered Medical Marijuana Oral
STATEWIDE	460,469	39,909,364,654	46,288,125,073	38,038,925,284	42,332,836,822
GIBSON, GREGORY	<5				
GRIFFIN, RYAN	39	1,269,800	1,318,600	1,255,800	1,255,800
HENRY, JOSHUA	1,399	16,381,795	18,713,461	18,948,875	18,565,561
LONG, ADRIAN	490	16,714,400	23,104,000	1,979,100	2,243,700
MODEL, DMITRIY	183	164,400	942,780	1,132,940	886,400
SOLEYMANI, SAMAN	167	15,600	529,900	121,000	294,750
TOCHTENHAGEN, CHLOE	33	333,050	370,625	488,800	486,725
St. Lucie	7,700	141,950,870	258,204,866	84,836,885	142,082,170
BALL, ADAM	6	840	36,420,640	8,400	3,167,480
BLUM, MICHAEL	25	56,000	61,000	61,600	63,780
CHING, PEGGY	1,796	24,040,870	81,582,155	2,276,225	32,414,315
CONIDI, FRANCIS	85	238,210	145,460	857,680	530,960
DAMERON, DANA	7		14,280	4,200	11,900
ELLIOTT, PAUL	29		81,550	60,900	61,950
ESCOBAR, JUAN	103	58,150	1,030,390	54,100	326,110
EUGENE, JEAN-MARIE	25	746,800	1,037,300	668,500	791,000
FERNANDEZ MIRO, ULISES	8		30,920		4,200
GLENER, DAVID	9		45,100		3,800
HILL, JAMES	626	12,226,940	11,170,670	7,540,625	19,870,335
HOPPE, LEIGH	<5				1,500
IANNOTTI, NICHOLAS	70	1,179,800	1,921,700	1,303,000	1,807,400
KAUFFMAN, DEBORAH	118	123,730	968,890	138,500	629,430
LAMPARD, WILLIAM	152	13,860	956,423	72,765	770,890
MCCAIN, JESSICA	3,150	64,767,090	79,768,586	40,674,960	44,430,470
PORRAS POLO, ERNESTO	12	25,200	107,530	11,200	35,350
POTO, ANTONIO	67	534,300	567,970	523,080	579,080
RINCON, GEORGE	30	444,640	540,600	444,640	535,560
ROSEN, SETH	13	207,900	235,900	249,900	291,900
SCHMIDT, PAUL	8	51,300	75,580	59,100	117,100
SIGMAN, TIMOTHY	839	32,526,140	34,790,575	26,719,350	31,083,310
SWANSON, PAUL	24	273,000	640,600	332,500	629,600
SWARTZ, SIDNEY	<5				2,100

Table 18. Individual Physician Certifications Overall, and Total Supply Ordered in all Certifications for Low-THC Cannabis and Medical Marijuana by Inhalation and Oral Routes from October 1, 2018 through September 30, 2019.

Physician County	Number of Physician Certifications	Total Supply (mg) Ordered Low-THC Cannabis Inhalation	Total Supply (mg) Ordered Medical Marijuana Inhalation	Total Supply (mg) Ordered Low-THC Cannabis Oral	Total Supply (mg) Ordered Medical Marijuana Oral
STATEWIDE	460,469	39,909,364,654	46,288,125,073	38,038,925,284	42,332,836,822
WERTHEIM, MICHAEL	13	231,900	287,900	231,900	721,900
YECKES RODIN, HEATHER	66	1,320,900	1,871,760	1,330,700	1,851,760
ZELINKA, MAUREEN	417	2,883,300	3,851,387	1,213,060	1,348,990
Sumter	4,208	80,066,242	520,762,037	83,334,535	176,810,120
BELL, MARGARET	7	108,500	114,800	108,500	114,800
BISBY, SHERI	466	37,775,000	332,385,200	20,630,750	71,856,350
CASTALDO, JOHN	144	1,365,000	3,482,500	105,000	367,500
DSTTEFFANO, DANIEL	82	28,000	3,144,800	196,000	1,705,100
ECKLIND, JERROLD	57	476,000	491,050	476,000	487,550
HANNUM, ROBERT	3,428	40,231,492	180,882,937	61,750,035	102,042,570
OLLIVIERRE, CARL	15	47,250	78,750	47,250	54,250
RAMIREZ, GERARDO	8	35,000	182,000	21,000	182,000
SERRA, HIGINIO	<5				
Suwannee	248	5,631,420	31,568,675	9,907,300	24,597,030
MOORE, EDWIN	248	5,631,420	31,568,675	9,907,300	24,597,030
Volusia	15,056	631,921,117	593,401,413	646,772,025	547,975,971
BENEZETTE, ALYN	1,736	78,703,000	132,827,700	87,088,850	128,099,470
BENTLEY, JAMES	809	192,122,320	57,790,620	206,172,720	49,222,960
BERNARD, JOHNNY	3,037	105,620,171	108,651,381	105,941,103	105,509,211
BOHANNON, JOHN	7	21,000	48,540	41,120	36,900
BRADY, WILLIAM	<5	16,800	12,600	19,950	15,750
CHANMUGAM, JAY	172	55,300	1,300,435		942,735
CHEWNING, JOHN	197	606,388	3,505,692	1,983,088	2,816,401
COLLAZO, SYLVIA	32		206,850		238,700
CORAK, JEFFREY	<5	70,000	70,000	70,000	70,000
CROUCH, EUGENE	5	171,500	119,000	171,500	119,000
DUREN, LAURA	11		79,680		935,220
ESMAIL-RAWJI, ADAM	<5	10,500	3,500		
FELDMAN, ANDREW	56	28,000	849,315		5,880
GAREWAL, MANDEEP	54	57,750	91,560	200,175	194,795
HALL, PAULA	143	426,854	2,023,780	397,900	1,115,462
HANFLINK, NATHAN	1,328	9,612,004	22,730,705	8,899,215	15,692,105

Table 18. Individual Physician Certifications Overall, and Total Supply Ordered in all Certifications for Low-THC Cannabis and Medical Marijuana by Inhalation and Oral Routes from October 1, 2018 through September 30, 2019.

Physician County	Number of Physician Certifications	Total Supply (mg) Ordered Low-THC Cannabis Inhalation	Total Supply (mg) Ordered Medical Marijuana Inhalation	Total Supply (mg) Ordered Low-THC Cannabis Oral	Total Supply (mg) Ordered Medical Marijuana Oral
STATEWIDE	460,469	39,909,364,654	46,288,125,073	38,038,925,284	42,332,836,822
JACKSON, ALLEN	33	167,050	167,050	84,950	84,950
JEPMA, JOHN	39		253,050	7,000	28,700
KENDRICK, MARK	16	14,000	102,970	73,500	81,680
KENT, ROBERT	65	438,110	726,970	158,900	225,630
KONICEK, ONNA	8		9,800		22,400
MIRABELLI, JORGE	313	3,976	699,740	38,744	551,260
NAIR, SANTOSH	<5		11,480		2,100
OLUSEGUN, TINUADE	5,184	216,620,500	218,546,400	215,151,000	215,139,250
ONYEMA, JUDEPATRICKS	70	10,500	1,040,375	10,500	1,307,379
PARADIS, KRISTYNA	11	10,500	138,350	47,600	168,950
PARNELL, JOHN	172	1,384,300	2,239,250	712,950	984,530
PICCHIELLO, ANTHONY	60	979,844	1,147,277	900,445	984,905
POTTER, WILLIE	80	638,750	1,202,050	295,750	391,550
POTTS, RICHARD	<5		11,200	70,000	53,900
RYAN, LORRAINE	100	2,659,650	2,713,300	2,846,200	2,727,500
SCHEFSKY, HARVEY	65	4,830	438,310	12,845	86,850
SCOTT, CLARENCE	<5	1,225,000	2,548,000	168,000	1,106,000
SHEMIRANEI, SAIED	86	545,860	826,790	511,900	762,750
SPENCER, ROGER	26	862,750	936,250	978,250	1,062,250
TIKKU, DEEPAK	11		32,420	12,800	39,610
TRAPANI, VICENTE	264	5,146,750	8,560,400	5,808,900	8,048,350
VAN DIEPEN, PATRICIA	377	13,204,600	16,256,600	6,877,800	6,884,800
VINTIMILLA, MARIA	<5	138,400	193,600	180,400	235,600
VISVALINGAM, BHANU	<5		6,000		6,540
WATRY, STEVEN	118	36,050	1,244,050	75,580	759,578
WULFF, KRISTIN	28	245,700	756,190	591,150	340,680
YEE, JOHN	320	62,410	2,282,183	171,240	873,690
Walton	4,267	106,534,243	123,708,700	106,714,393	112,908,548
ASENCIO, BRENDA LIZ	2,745	90,798,100	97,786,250	90,407,500	90,419,480
BLOUNT, CALVIN	326	2,344,045	3,057,897	2,681,670	2,572,385
CHERN, RICHARD	7	94,500	94,500	94,500	94,500
CLARK, LISA	103	1,218,125	1,259,775	1,190,850	1,161,300

Table 18. Individual Physician Certifications Overall, and Total Supply Ordered in all Certifications for Low-THC Cannabis and Medical Marijuana by Inhalation and Oral Routes from October 1, 2018 through September 30, 2019.

Physician County	Number of Physician Certifications	Total Supply (mg) Ordered Low-THC Cannabis Inhalation	Total Supply (mg) Ordered Medical Marijuana Inhalation	Total Supply (mg) Ordered Low-THC Cannabis Oral	Total Supply (mg) Ordered Medical Marijuana Oral
STATEWIDE	460,469	39,909,364,654	46,288,125,073	38,038,925,284	42,332,836,822
FAWAZ, FAWZI	10	147,000	147,000	147,000	147,000
HIGHT, PERRY	162	1,966,700	4,249,640	1,443,400	2,587,250
JOHN, THOMAS	187	2,298,400	2,699,450	2,331,800	2,426,700
JOHNSON, STEPHANIE	679	7,369,873	13,759,913	8,137,673	12,974,473
PICHARDO, NELSON	8	31,500	113,275		
PUGLIA, JACQUELYN	40	266,000	541,000	280,000	525,460
Washington	752	3,057,320	20,779,545	3,392,860	18,339,511
LAPUZ, LAURO	752	3,057,320	20,779,545	3,392,860	18,339,511
Not Practicing	2,221	76,827,300	190,328,260	76,943,100	117,139,200
BERK, STUART	<5		12,600		12,600
HAMMESFAHR, WILLIAM	<5				14,000
REICH, NORBERT	<5		360		
SCHULMAN, ROBERT	2,218	76,827,300	190,315,300	76,943,100	117,112,600
Out of State	3,203	260,664,310	139,269,462	120,701,830	116,318,740
CAMPBELL, JAMES	29	1,218,000	1,218,000	1,218,000	1,218,000
CAPUANO, MATTHEW	<5				700
COLE, SHOLA	437	16,505,300	16,122,400	14,707,350	14,286,650
GELFAND, PETER	37		252,212	35,640	149,700
LAKIN, RYAN	5	12,250	19,250	7,000	13,650
LEVITT, DAVID	668	18,849,000	21,803,250	21,310,600	21,568,150
MAAROUF, JOHN	236	691,950	3,609,900	1,643,090	3,516,290
RENO, LETICIA	26	14,000	387,000		129,500
ROSS, HARRIS	<5	44,800	2,100	44,800	2,100
TOLENTINO, JACLYN	<5		5,560		
TRONSHAW-GETTINGS, NAPATIA	51	3,213,000	3,213,000	3,213,000	3,213,000
UPHUES, MICHAEL	11	8,160	116,750		150,800
VREDENBURGH, JESSE	13	973,000	1,036,000	973,000	1,036,000
WARD, GREGORY	43	1,788,200	1,788,200	1,788,200	1,788,200
WOLFF, RICHARD	1,012	37,872,250	46,756,210	38,034,750	40,856,940
YARD, LAURA	631	179,474,400	42,939,630	37,726,400	28,389,060

Table 19.Statewide and County Certifications Overall, and Total Supply Ordered in all Certifications for Low-THC Cannabis and Medical Marijuana by Sublingual, Suppository, and Topical Routes from October 1, 2018 through September 30, 2019.

Physician County	Number of Physician Certifications	Total Supply (mg) Ordered Low-THC Cannabis Sublingual	Total Supply (mg) Ordered Medical Marijuana Sublingual	Total Supply (mg) Ordered Low-THC Cannabis Suppository	Total Supply (mg) Ordered Medical Marijuana Suppository	Total Supply (mg) Ordered Low-THC Cannabis Topical	Total Supply (mg) Ordered Medical Marijuana Topical
STATEWIDE	460,469	3,376,437,102	5,808,682,968	1,924,609,884	341,879,352	33,995,872,901	34,859,985,498
Alachua	5,313	770,730	878,610	166,600	318,950	63,596,755	74,340,445
Bay	6,286	6,233,420	4,687,230	157,500	168,000	78,684,770	78,034,530
Bradford	229	411,250	311,150			593,530	533,450
Brevard	6,190	12,897,420	32,338,755	219,450	495,680	47,471,405	73,103,075
Broward	25,554	323,974,423	355,006,842	3,964,820	6,483,130	694,327,015	830,061,747
Charlotte	5,002	37,085,590	54,725,081	15,648,080	15,658,160	78,101,058	93,296,972
Citrus	4,135	532,950	3,659,965	443,200	738,210	47,156,760	53,737,710
Clay	3,939	7,503,100	9,210,600	1,494,360	1,452,740	33,526,710	36,747,295
Collier	6,544	65,675,418	68,698,801	4,084,900	3,888,620	122,377,895	140,550,930
Columbia	232	410,950	811,140		4,800	21,000	363,060
Duval	18,887	148,581,395	134,804,695	1,349,870	1,416,740	391,657,280	404,185,018
Escambia	11,045	37,195,825	35,055,548	1,328,806	1,473,540	203,620,755	200,104,193
Flagler	982	26,553,500	39,072,180		150,840	29,235,070	54,986,980
Franklin	5	21,000	21,000				
Hernando	4,550	4,728,936	6,770,535	360,600	450,800	97,483,925	100,643,695
Highlands	1,651	7,717,740	16,813,525	859,600	1,159,480	4,559,050	9,734,445
Hillsborough	35,402	171,251,689	205,886,576	12,837,855	14,674,280	705,817,085	907,412,009
Indian River	3,721	7,768,220	8,474,344	557,520	502,880	54,795,420	140,400,695
Jackson	17					72,800	23,800
Jefferson	2,495	182,000	168,000	168,000	168,000	103,085,400	102,749,400
Lafayette	294	3,344,600	3,176,600	21,000	21,000	3,357,900	2,972,550
Lake	3,368	53,536,590	57,530,870	7,306,190	7,325,869	67,943,160	73,524,830
Lee	34,314	437,718,723	399,671,463	18,724,088	15,380,750	770,604,799	756,432,009
Leon	12,571	24,615,894	23,871,966	611,800	698,930	332,269,555	332,525,267
Levy	131	3,600	38,000			58,800	127,950
Manatee	4,170	14,015,610	16,347,544	655,400	490,310	91,101,120	69,065,770
Marion	4,408	8,252,060	52,678,090	17,500	28,700	75,742,360	110,813,330
Martin	8,019	18,429,885	36,641,589	3,797,750	4,373,010	50,456,138	124,648,313

Table 19. Statewide and County Certifications Overall, and Total Supply Ordered in all Certifications for Low-THC Cannabis and Medical Marijuana by Sublingual, Suppository, and Topical Routes from October 1, 2018 through September 30, 2019.

Physician County	Number of Physician Certifications	Total Supply (mg) Ordered Low-THC Cannabis Sublingual	Total Supply (mg) Ordered Medical Marijuana Sublingual	Total Supply (mg) Ordered Low-THC Cannabis Suppository	Total Supply (mg) Ordered Medical Marijuana Suppository	Total Supply (mg) Ordered Low-THC Cannabis Topical	Total Supply (mg) Ordered Medical Marijuana Topical
STATEWIDE	460,469	3,376,437,102	5,808,682,968	1,924,609,884	341,879,352	33,995,872,901	34,859,985,498
Miami-Dade	34,082	366,043,731	639,164,845	123,537,600	77,791,670	26,251,968,410	25,737,583,413
Monroe	1,600	8,988,017	12,232,997	439,250	617,470	8,424,200	13,444,609
Nassau	756	2,801,140	2,775,990	182,000	182,000	8,017,280	8,085,640
Okaloosa	6,173	10,288,405	14,068,060	2,157,750	2,736,050	39,991,870	63,843,285
Okeechobee	146	235,720	569,360			14,400	44,520
Orange	22,184	165,429,288	210,382,601	3,689,150	4,497,130	291,149,601	396,381,143
Osceola	3,516	21,966,440	21,607,360	147,000	208,700	308,725,750	310,416,150
Palm Beach	42,704	234,220,477	2,229,673,214	6,981,360	12,575,345	325,372,094	688,888,135
Pasco	11,770	46,050,312	54,728,726	36,164,970	36,244,420	147,777,204	287,658,824
Pinellas	46,771	228,061,630	267,451,238	14,450,410	30,246,907	640,185,918	710,725,631
Polk	4,516	51,475,965	62,171,123	3,918,480	6,956,336	51,904,838	62,129,566
Putnam	40	291,975	294,075			104,915	101,765
Santa Rosa	1,032	595,720	475,400	1,011,500	1,011,500	22,042,580	22,246,230
Sarasota	25,027	388,605,529	189,520,468	1,570,035,440	13,966,145	978,470,024	798,739,577
Seminole	8,240	19,755,450	36,167,180	20,689,150	20,804,860	81,852,463	120,512,358
St. Johns	4,803	17,518,880	34,916,835	499,470	521,450	23,615,780	53,520,325
St. Lucie	7,700	108,171,951	132,859,472	15,739,965	17,699,510	84,978,248	125,653,355
Sumter	4,208	58,931,420	204,609,100	1,069,300	985,140	31,340,825	179,033,355
Suwannee	248	24,879,200	19,700,550			2,044,000	17,040,100
Volusia	15,056	160,186,024	64,062,495	48,212,200	36,437,800	317,471,801	295,120,924
Walton	4,267	4,900,800	4,996,600	322,000	332,500	70,531,205	72,571,615
Washington	752		79,780			84,300	335,500
Not Practicing	2,221	54,460	146,000		30,000	77,545,460	38,824,580
Out of State	3,203	37,572,050	38,678,800	588,000	511,000	84,542,220	85,965,430

Table 20. Individual Physician Certifications Overall, and Total Supply Ordered in all Certifications for Low-THC Cannabis and Medical Marijuana by Sublingual, Suppository, and Topical Routes from October 1, 2018 through September 30, 2019.

Physician County	Number of Physician Certifications	Total Supply (mg) Ordered Low-THC Cannabis Sublingual	Total Supply (mg) Ordered Medical Marijuana Sublingual	Total Supply (mg) Ordered Low-THC Cannabis Suppository	Total Supply (mg) Ordered Medical Marijuana Suppository	Total Supply (mg) Ordered Low-THC Cannabis Topical	Total Supply (mg) Ordered Medical Marijuana Topical
STATEWIDE	460,469	3,376,437,102	5,808,682,968	1,924,609,884	341,879,352	33,995,872,901	34,859,985,498
Alachua	5,313	770,730	878,610	166,600	318,950	63,596,755	74,340,445
DAVIS, JUSTIN	1,585	111,250	93,525		72,100	2,928,015	8,277,135
GUNN, KATHRYNE	453	225,750	225,750	147,000	147,000	38,255,000	41,860,000
JANES, DONALD	30	98,700	97,650			111,300	252,000
MALIK, ALEEM	906	245,000	245,000			14,946,400	14,890,400
ODOCHA, INNOCENT	91	6,030	24,585		3,150	1,050	43,600
RAINS, CAROLINE	302		56,000	19,600	61,600	1,046,240	1,492,840
STEWART, BRENT	1,785		10,100		35,100	137,550	1,385,470
WEINSTEIN, ALAN	161	84,000	126,000			6,171,200	6,139,000
Bay	6,286	6,233,420	4,687,230	157,500	168,000	78,684,770	78,034,530
BARRIO, GEORGE	796	35,000	35,000			15,758,020	15,744,580
DERKAZ, JEROLD	2,140	42,000	42,000	42,000	52,500	22,443,700	22,468,600
EDWARDS, WILSON	35	5,600	271,600			78,400	377,300
FICHTER, LEONARD	344	1,092,000	1,092,000	84,000	84,000	10,409,900	10,409,900
HAMMAD, MUSTAFA	14					294,000	287,000
MOLINARI, VINCENT	70	186,900	186,900	10,500	10,500	589,050	593,250
MONASTERO, JOSEPH	2,392		42,000			25,074,000	25,025,000
MULLIS, STEVEN	29	233,670	67,230				59,400
NAZIR, KHURRAM	251		363,700			41,000	411,650
REED, MYRA	23	28,000	35,000			227,300	227,300
SHAABAN, MUHAMMAD	6					126,000	126,000
TEDTAOTAO, MARIA	77	3,511,250	1,452,800			2,544,400	1,212,550
ULLMANN, M	<5						
ZABIH, ISMAIL	108	1,099,000	1,099,000	21,000	21,000	1,099,000	1,092,000
Bradford	229	411,250	311,150			593,530	533,450
DECERCE, JOHN	229	411,250	311,150			593,530	533,450
Brevard	6,190	12,897,420	32,338,755	219,450	495,680	47,471,405	73,103,075
ARORA, SIDDHARTH	15	94,500	27,300			50,400	103,600
CAPRARO, FRANCES	10	80,500	54,600			18,375	14,875
CHANDRA, SUMEET	152	2,059,400	8,876,280			2,156,000	9,254,420
CROWLEY, SEAN	<5	70,000	82,600	21,000	33,600	56,000	68,600
DOMINGUEZ, DAVID	228	368,385	790,650			21,700	191,507
FILIBERTO, FRANK	737		56,000	112,000	196,000	11,269,600	16,607,580
HUNTON, REBECCA	26	25,900	39,200			2,100	36,050
IRELAND, BRIAN	214	273,550	534,390			1,561,000	4,094,700
JAFFE, TODD	18		28,000			4,200	32,850
LEBRON SANCHEZ, JUAN	11	216,650					

Table 20. Individual Physician Certifications Overall, and Total Supply Ordered in all Certifications for Low-THC Cannabis and Medical Marijuana by Sublingual, Suppository, and Topical Routes from October 1, 2018 through September 30, 2019.

Physician County	Number of Physician Certifications	Total Supply (mg) Ordered Low-THC Cannabis Sublingual	Total Supply (mg) Ordered Medical Marijuana Sublingual	Total Supply (mg) Ordered Low-THC Cannabis Suppository	Total Supply (mg) Ordered Medical Marijuana Suppository	Total Supply (mg) Ordered Low-THC Cannabis Topical	Total Supply (mg) Ordered Medical Marijuana Topical
STATEWIDE	460,469	3,376,437,102	5,808,682,968	1,924,609,884	341,879,352	33,995,872,901	34,859,985,498
LESSER, MICHAEL	378	166,950	1,425,720		7,700	66,500	193,718
LORENTE, MIGUEL	16	21,000	51,800				9,450
MADLENER, JOHN	81	609,405	695,345	21,000	47,380	535,255	639,825
MAZO, JOSSE	1,310	962,480	11,410,720		69,550	75,050	1,695,365
MCTAMMANY, MARK	<5	5,880,000	5,880,000			735,000	735,000
MILEY, JANET	337		28,000		4,200	530,600	2,816,500
NAMBA, MICHAEL	<5					42,000	42,000
NIELSEN, RICHARD	1,176	1,129,500	1,206,500	42,000	49,000	28,126,525	29,316,475
RADU, MIOARA	118	178,850	353,320			33,600	101,400
RAGSDALE, VERNICE	871	29,550	31,010		39,900	220,600	3,155,480
ROJAS, JOSE	10						
SANTIAGO, JUAN	<5						
SKADEN, JIBRIL	21	73,850	93,600	23,450	23,450	95,000	76,300
SORIANO, VICTOR	<5						
TA, LAN	5	578,300	575,800				7,500
WOLFINGTON, MICHAEL	<5	14,000					
WOODARD, DANIEL	71		21,000			111,600	255,100
ZIPPER, KIM	372	64,650	76,920		24,900	1,760,300	3,654,780
Broward	25,554	323,974,423	355,006,842	3,964,820	6,483,130	694,327,015	830,061,747
ALHOMSI, ABED	9	4,200	1,400			4,200	
ALSHON, JOSEPH	484	848,120	3,725,202	12,600	33,360	96,480	682,230
AMADI, HEPSHARAT	163	3,276,000	3,661,000		12,600	3,848,200	5,479,850
ANSCHUETZ, DANNELL	81	93,920	1,849,400			215,600	1,037,400
ARAIZA, JOSEPH	242	21,975	62,645				6,115
BAEZ, JAVIER	25	198,840	486,780	123,210	237,750	130,020	415,120
BARRERAS, LUIS	5		12,600				
BARRON, EARL	<5		7,560				
BARRON, HOWARD	16					19,250	131,250
BERMAN, ROBERT	<5						5,600
BORISIAK, TATYANA	36	110,950	119,160			84,000	
BRANDWEIN, GARY	<5						3,500
BRETAL, ANDREA	10					420,000	420,000
BRIONES, LUIS	28	194,080	211,440			191,280	200,240
BUSH, DARIN	32	315,000	3,339,000			105,000	910,000
CHAPLIK, IGOR	<5						
CHISTY, KHAJA	164	277,740	1,436,970	12,600	63,000	274,080	1,090,470
COHEN, MITCHELL	<5						

Table 20. Individual Physician Certifications Overall, and Total Supply Ordered in all Certifications for Low-THC Cannabis and Medical Marijuana by Sublingual, Suppository, and Topical Routes from October 1, 2018 through September 30, 2019.

Physician County	Number of Physician Certifications	Total Supply (mg) Ordered Low-THC Cannabis Sublingual	Total Supply (mg) Ordered Medical Marijuana Sublingual	Total Supply (mg) Ordered Low-THC Cannabis Suppository	Total Supply (mg) Ordered Medical Marijuana Suppository	Total Supply (mg) Ordered Low-THC Cannabis Topical	Total Supply (mg) Ordered Medical Marijuana Topical
STATEWIDE	460,469	3,376,437,102	5,808,682,968	1,924,609,884	341,879,352	33,995,872,901	34,859,985,498
COLAK, KAYA	<5						
CONCILIO, IAN	5						
COUPET, SIDNEY	16					1,440	4,200
DARCY, SEAN	1,130	1,144,783	4,179,918	7,650	13,620	498,150	3,220,560
DAVIDSON, MYRON	23	210,000	210,000			140,000	140,000
DIAB, KHALED	<5						
DONOWAY, ROBERT	5		43,050				
EVANS, LILLIAN	420	93,265,200	89,956,140	397,600	894,600	329,803,320	329,415,040
EXELBERT, ERIC	81	28,000				458,400	508,200
FERNANDEZ SABATER, ALBERTO	<5						
FERNANDEZ, VANIA	18	15,400	46,550			1,400	35,000
FERNANDEZ, WIFREDO	24		3,500				4,200
FIELDS, ALLAN	10	45,500	45,500	8,500	8,500	52,250	52,250
FINK, DAVID	135	1,225,200	3,085,300			1,093,800	1,899,100
FRANK, JAMES	331	44,775,850	22,592,850		203,000	6,247,450	22,349,100
GARCIA, BERNARD	165	10,500	13,300	700	2,100	75,420	124,960
GARDERE, SERGE-HENRI	7						
GATES, E JASON	<5						
GELBARD, STEVEN	1,274	13,420,950	15,935,150	10,500	62,700	14,453,425	25,918,975
GITTMAN, ALLAN	15	6,300	12,600			73,850	136,575
GIUFFRIDA, ANTHONY	14		10,500				18,900
GOLDBERG, ANDREW	85	86,150	285,150			4,400	32,800
GOLDBERG, TODD	6		10,500				10,500
GOLDMAN, JASON	62	30,100	26,520			21,300	32,850
GUTIERREZ, ALVIN	15		38,820				17,100
HALL, ANTHONY	239	998,760	1,495,305	27,300	34,650	424,255	628,160
HARAKE, ALI	32	5,400					1,400
HARMAN, LEONARD	<5	8,400	516,000			126,000	136,500
HARRELL, JON	<5	1,710	855				
HEYWOOD, KENDRICK	165		5,250		5,475	117,350	176,640
IRIZARRY-ROMAN, MOISES	38	53,860	72,100			24,760	34,300
ISLAM, ZAMIL	90	493,500	1,795,500	21,000	47,250	416,500	1,554,000
JACKSON, ROOSEVELT	58					17,500	370,565
JARVIS, VINCENT	1,016	14,977,750	15,670,000	12,600	82,600	14,780,000	16,336,100
JAYSON, MAURY	80	816,250	833,700	42,000	95,925	255,400	574,875
JOHN, JONES	15	199,850	68,600				122,850
KALIRAO, PARAMJIT	18		7,350				

Table 20. Individual Physician Certifications Overall, and Total Supply Ordered in all Certifications for Low-THC Cannabis and Medical Marijuana by Sublingual, Suppository, and Topical Routes from October 1, 2018 through September 30, 2019.

Physician County	Number of Physician Certifications	Total Supply (mg) Ordered Low-THC Cannabis Sublingual	Total Supply (mg) Ordered Medical Marijuana Sublingual	Total Supply (mg) Ordered Low-THC Cannabis Suppository	Total Supply (mg) Ordered Medical Marijuana Suppository	Total Supply (mg) Ordered Low-THC Cannabis Topical	Total Supply (mg) Ordered Medical Marijuana Topical
STATEWIDE	460,469	3,376,437,102	5,808,682,968	1,924,609,884	341,879,352	33,995,872,901	34,859,985,498
KATANICK, CINDY	61	98,000	1,130,700			439,500	1,440,450
KELLER, NATHANIEL	167	64,970	65,954			3,500	23,380
KHAN, HUMAIRA	<5	560	7,000				
KHANI, HOWARD	6						10,500
KING, DEREK	1,132	13,452,800	29,777,609	311,500	745,500	19,857,565	33,245,875
KIRSCHBAUM, NEIL	33	73,500	318,150			87,500	185,850
KOTTURAN, PAULSON	109	41,440	632,380			2,343,880	52,338,400
KOWALSKI, IAN	25						
KRICHMAR, PERRY	<5		3,600				900
KUPPINGER, JORDAN	<5					8,900	8,900
LACROSS, CHRISTOPHER	<5		17,500		10,500		21,000
LEE, MARAH	7						
LENCHIG, SERGIO	159	486,600	456,750			186,340	249,690
LEVY, CARLOS	276			7,000	3,500	2,919,000	2,950,500
LIEBERMAN, DONALD	7	45,500	28,000			28,000	17,500
MARRERO, GABRIEL	39	3,690	53,550			11,200	5,600
MARSH, VICKY	11	4,200					
MAY, MARTIN	<5						25,200
MCCLEAN, JACOB	43	12,600	447,940		8,400		460,540
MCKENZIE, MICHAEL	373	6,339,270	15,567,600		186,000	2,113,200	4,660,200
MILNE, JAMES	373	214,080	2,004,200			183,000	602,400
MIRZA, KHURRAM	<5		6,000				
MISHKIN, DAVID	10	1,290	5,600				2,720
MURPHY, DEREK	1,491	6,033,825	5,996,835	340,900	405,940	23,436,300	29,294,330
NAWABI, NASEH	38	23,800	233,600		56,000	33,200	99,000
NERETTE, JEAN-CLAUDE	19	16,100	2,800				4,900
ODELL, ROBERT	5					1,050	1,400
PANDYA , KAYLESH	71	2,927,150	2,682,900	69,500	52,000	1,832,250	1,365,050
PARDELL, HERBERT	<5						16,100
PARZYNSKI, PAMELA	1,224		51,100	6,300	13,300	6,113,360	16,980,045
PEARLBERG, KENNETH	24	5,250	65,100				8,400
PINKSTON, JAMES	1,080	2,576,100	4,070,890	1,158,690	1,307,790	17,949,830	19,932,625
POHLMAN, DANE	69		3,600			218,880	348,030
PROPIS, MELVIN	136	41,550	261,050	900		14,100	251,875
PULLER, CARRIE ELLEN	22	87,320	37,660			13,300	61,900
REYES, RENE	163	74,120	63,000	4,200	4,200	1,371,950	1,454,470
RIVERA MENDEZ, JOSE	28					130,500	155,100

Table 20. Individual Physician Certifications Overall, and Total Supply Ordered in all Certifications for Low-THC Cannabis and Medical Marijuana by Sublingual, Suppository, and Topical Routes from October 1, 2018 through September 30, 2019.

Physician County	Number of Physician Certifications	Total Supply (mg) Ordered Low-THC Cannabis Sublingual	Total Supply (mg) Ordered Medical Marijuana Sublingual	Total Supply (mg) Ordered Low-THC Cannabis Suppository	Total Supply (mg) Ordered Medical Marijuana Suppository	Total Supply (mg) Ordered Low-THC Cannabis Topical	Total Supply (mg) Ordered Medical Marijuana Topical
STATEWIDE	460,469	3,376,437,102	5,808,682,968	1,924,609,884	341,879,352	33,995,872,901	34,859,985,498
RIVERA-HIDALGO, ZORAIDA	20					104,250	4,170
ROBAINA-GONZALEZ, LUIS	71	42,000	1,055,600			7,000	109,200
ROBINSON, KEITH	17	49,000	8,400			126,000	
RODRIGUEZ, FRANK	387	1,666,540	4,382,380	23,720	69,320	1,971,280	4,295,200
RODRIGUEZ, PAUL	256	6,300	11,800			127,300	189,400
ROSE, JOHN	146	52,500	56,000			1,475,250	1,503,250
SACHS, RACHEL	24	5,400	27,120				37,070
SADDLER, SHAWNETTE	735	757,600	547,640	10,650	18,950	89,300	1,920,580
SAFF, GARY	628	286,195	728,595			45,800	977,980
SEIFAN, ALON	72	290,680	1,150,960	162,400	575,400	325,440	864,040
SHAWN, LESLIE	142	47,795	216,484		2,800	16,860	116,512
SHERMAN, F.	<5						
SILVA, BRIDGET	5	210,000	210,000	84,000	84,000	210,000	210,000
SILVA, RICHARD	20	8,400	2,800			25,200	6,300
SINGH, ALKA	<5						
SLAVIN, HERBERT	60					75,600	128,800
SMITH, DOUGLAS	43		105,000				25,900
SOFFAT, ATUL	8						12,600
SOFF, MATTHEW	334	1,492,430	659,480			190,700	283,800
SOMMERS, ANDREA	130	5,500	5,500			534,500	545,400
STEINBERG, JEFF	37	576,400	219,600			4,200	
STEINER, DAVID	27	71,400	46,200				
TADROS, WAGDY	5		11,200				
TIRMAL, VIVEK	1,744	1,435,000	1,879,500	835,800	840,000	19,752,200	20,772,710
TOMCHIK, ROBERT	<5	52,500	52,500				
TROBMAN, MAYER	<5	14,000				14,000	
UDELL, BRIAN	19						
VICE, MARVIN	4,907	98,407,700	98,295,700	189,000	217,000	166,211,120	168,089,240
VRABLE, ALLAN	<5						
WARD JR., WILLIAM	<5		2,800				2,800
WEINER, DOUGLAS	25	55,140	76,490			30,100	51,020
WEISMAN, PAUL	1,235	8,540,950	8,602,300	84,000	84,000	48,509,700	48,205,970
WEISS, CAROLINA	6						15,200
WILLIAMS, KAREN	40					3,150	2,800
WOLF ROSENBERG, AVA	67	3,500	10,500			506,730	496,540
WONG, SIMON	<5						
YELVERTON, CHERYL	10	840	1,860				

Table 20. Individual Physician Certifications Overall, and Total Supply Ordered in all Certifications for Low-THC Cannabis and Medical Marijuana by Sublingual, Suppository, and Topical Routes from October 1, 2018 through September 30, 2019.

Physician County	Number of Physician Certifications	Total Supply (mg) Ordered Low-THC Cannabis Sublingual	Total Supply (mg) Ordered Medical Marijuana Sublingual	Total Supply (mg) Ordered Low-THC Cannabis Suppository	Total Supply (mg) Ordered Medical Marijuana Suppository	Total Supply (mg) Ordered Low-THC Cannabis Topical	Total Supply (mg) Ordered Medical Marijuana Topical
STATEWIDE	460,469	3,376,437,102	5,808,682,968	1,924,609,884	341,879,352	33,995,872,901	34,859,985,498
ZANNIS, JASON	124	95,200	672,890			71,050	296,150
ZELLER, DONALD	<5		42,000			126,000	126,000
ZITON, LAURA	66	17,500	61,310		1,400	3,500	312,810
Charlotte	5,002	37,085,590	54,725,081	15,648,080	15,658,160	78,101,058	93,296,972
BORDY, PASCAL	45	180,600	92,400				10,920
CAPOTE, NATALIA	30	110,400	189,700				132,650
DRATLER, STANLEY	11	5,250	21,000				
GARCIA, GERARDO	<5	1,350	450			7,000	7,000
GARCIA, JOSE	30	962,500	962,500			948,500	962,500
GREENE, TUCKER	2,208	11,672,500	11,685,660	10,080	20,160	12,031,908	25,962,532
LITTLE, LEW	557		14,000			5,977,750	6,013,750
MCALLISTER, BENNETT	44	81,400	143,200			4,200	11,200
MEMON, TANWEER	225	623,700	675,350			322,000	558,900
METYSK, TETYANA	180	5,289,400	5,477,000			5,247,400	5,519,000
MORROW, R	231	8,988,000	8,988,000	8,400,000	8,400,000	9,744,000	9,744,000
PANJIKARAN, ROSAMMA	78	832,500	17,314,500				
RAVID, JOSEPH	23	210,000	210,000			84,000	112,000
ROSENFELD, LOUIS	21	8,890	164,500			19,600	
SHELL, STEVEN	9		242,620				232,820
SMITH, DANIEL	1,164	7,928,200	7,942,200	7,238,000	7,238,000	42,852,400	43,008,400
TAR, LESLIE	122	148,900	518,001			57,300	265,300
TORRES-URRUTIA, JUAN	20	42,000	84,000			805,000	756,000
Citrus	4,135	532,950	3,659,965	443,200	738,210	47,156,760	53,737,710
FALLOWS, CHRISTOPHER	130	2,800	32,000			29,400	122,300
GOETHE, ROBERT	2,353	69,150	83,250	347,500	503,010	31,656,110	31,896,760
GRACE, JOHN	13		29,165				
HUSSEIN, MALEK	<5			700		3,500	8,350
KALAKATA, VIJAYASEKHARA	<5						
REDRICK, SCOTT	1,440	126,000	224,000	95,000	214,200	14,936,400	18,183,700
SYVERSON, THOMAS	126	73,500	2,222,850		21,000	105,000	2,322,600
TORRES, JAIME	43	198,500	585,700			160,700	477,800
WALLIS, B	11		420,000				460,550
WARD, ELAINE	13	63,000	63,000			265,650	265,650
Clay	3,939	7,503,100	9,210,600	1,494,360	1,452,740	33,526,710	36,747,295
ALESSANDRIA, MARC	37	25,200	719,200				78,400
ANDRAWIS, ASHRAF	295		11,200			3,500	703,375
BERNARD, GARY	137		8,400			424,680	253,360

Table 20. Individual Physician Certifications Overall, and Total Supply Ordered in all Certifications for Low-THC Cannabis and Medical Marijuana by Sublingual, Suppository, and Topical Routes from October 1, 2018 through September 30, 2019.

Physician County	Number of Physician Certifications	Total Supply (mg) Ordered Low-THC Cannabis Sublingual	Total Supply (mg) Ordered Medical Marijuana Sublingual	Total Supply (mg) Ordered Low-THC Cannabis Suppository	Total Supply (mg) Ordered Medical Marijuana Suppository	Total Supply (mg) Ordered Low-THC Cannabis Topical	Total Supply (mg) Ordered Medical Marijuana Topical
STATEWIDE	460,469	3,376,437,102	5,808,682,968	1,924,609,884	341,879,352	33,995,872,901	34,859,985,498
CASTIEL, ALBERTO	213		7,000			4,200	176,960
LAFFERTY, BOBBY	7	10,560	29,120		1,080		
MAQUERA, VICTOR	76	49,000		21,000		105,000	28,000
MARS, DONALD	1,189	3,475,500	3,759,000	1,282,160	1,254,160	16,945,420	18,757,720
MATOS-GARSAULT, HUBER	312	10,500	118,260		6,300	38,700	614,420
MITCHELL, KIA	1,559	3,388,000	3,421,600	191,200	191,200	15,878,160	15,821,810
RUTERBUSCH, JEFFREY	<5	84,000	84,000			84,000	84,000
SCHEINER, DAVID	<5	5,040	54,390				
SHAUGHNESSY, JOSEPH	110	455,300	998,430			43,050	229,250
Collier	6,544	65,675,418	68,698,801	4,084,900	3,888,620	122,377,895	140,550,930
BAKER, MATTHEW	185	443,300	463,830			140,620	347,000
BARILE, MICHAEL	231	4,137,205	4,155,050			4,076,100	4,277,490
BLANCO FRANCO, ALEJANDRO	266	7,563,560	8,132,610	19,000	19,000	3,007,760	3,249,710
BRACCIA, GREGORY	219	9,462,250	9,489,900			10,293,870	10,346,870
BRODERICK, KATHLEEN	<5						
CAMPBELL, JOHN	47	380,440					
CANTERBURY, JOHN	64	55,560	168,105			27,415	42,355
CHO, SHELDON	51					12,250	12,250
COURVILLE, GARY	46		8,600				4,000
CUGINI, CHRISTY	6		870				
FAREMOUTH, JAMES	183	210,000	252,000			1,616,400	1,805,400
FERBER, ANDREW	381	3,909,185	7,443,655	50,400	56,270	9,638,240	12,875,610
FINAN, EUGENE	<5						
FUCHS, SCOTT	269	12,600	5,880	3,500		725,485	726,035
FULLER, AARON	6						
GARRY, RONALD	<5		4,200				
GUIDRY, ANDREW	31	4,725,000	4,690,000	3,920,000	3,710,000	4,200,000	3,710,000
HALIKAS, JAMES	150	5,196,400	2,571,970			224,000	210,000
HOWARD, COREY	10	2,100	4,200			14,000	16,800
HUSSEY, FRANCIS	522	9,463,600	9,466,600	78,000	55,000	9,564,600	9,508,600
KELLEY, EDWARD	107	731,380	942,280			798,180	786,980
KORUNDA, ZDENKO	255	917,875	1,082,061			64,100	114,695
MARISTANY, EDUARDO	30		19,600				28,000
MARQUES, ROMILIO	<5	7,000	7,000			14,000	14,000
MOORTHY, PRATHIMA	20	137,338	817,600			46,900	6,300
PEREZ-RODRIGUEZ, SOCRATES	26	40,460	221,550			31,500	63,000
POTTER, CLINTON	1,223	154,000	58,100		7,000	28,569,340	28,636,900

Table 20. Individual Physician Certifications Overall, and Total Supply Ordered in all Certifications for Low-THC Cannabis and Medical Marijuana by Sublingual, Suppository, and Topical Routes from October 1, 2018 through September 30, 2019.

Physician County	Number of Physician Certifications	Total Supply (mg) Ordered Low-THC Cannabis Sublingual	Total Supply (mg) Ordered Medical Marijuana Sublingual	Total Supply (mg) Ordered Low-THC Cannabis Suppository	Total Supply (mg) Ordered Medical Marijuana Suppository	Total Supply (mg) Ordered Low-THC Cannabis Topical	Total Supply (mg) Ordered Medical Marijuana Topical
STATEWIDE	460,469	3,376,437,102	5,808,682,968	1,924,609,884	341,879,352	33,995,872,901	34,859,985,498
PUERTO, JUAN	34	472,600	509,000			483,800	475,400
ROBERTS, CAROL	111	465,460	995,200			246,340	622,960
RODRIGUEZ HERNANDEZ, RALPH	233	5,122,235	5,289,065			2,353,435	2,320,685
ROTH, ROBIN	15	11,550	7,455			450	
RUBINO, MARK	171	3,503,200	3,337,400			2,022,000	2,094,400
SIBLEY, MARK	<5	4,200	4,200			4,200	4,200
SMITH-FERNANDEZ, HEATHER	132	1,057,950	849,160		18,600	6,000	1,564,520
TANDATNICK, CARL	56		2,100			346,410	352,740
UTTLEY, THOMAS	58	512,750	695,860		8,750	519,400	686,000
VACKER, MARK	1,378	6,930,800	6,939,900	14,000	14,000	43,328,800	55,640,700
VANCE, NANCY	18	45,420	63,800			2,300	7,330
Columbia	232	410,950	811,140		4,800	21,000	363,060
IZEIYAMU, OSAYANDE	198	84,400	484,590		4,800	7,000	356,060
RAVINDRA, RAJANI	30	326,550	326,550				7,000
SHOKAT, MAXIMILIAN	<5					14,000	
Duval	18,887	148,581,395	134,804,695	1,349,870	1,416,740	391,657,280	404,185,018
AKBARY, HARES	340					8,049,960	8,049,960
ALIU, KINGSLEY	64	17,500	162,540			24,750	19,650
ANTIPORDA, GLORIOSA	903	3,641,950	1,485,900		11,200	723,600	2,466,800
BEAMAN, RODERICK	215	2,333,150	2,771,730	208,050	228,720	3,594,200	4,336,155
BURNS, PATRICK	377	14,700	1,200,500			22,920	560,273
CAUDILL, JEFFREY	19					179,200	181,300
CHOPRA, SHAWN	536	2,544,220	2,530,570	2,520	2,520	1,423,070	1,422,820
CORDERO- LOPERENA, DIANA	637	19,329,060	20,263,710	112,000	143,500	23,923,160	24,529,360
CRUMP, JOHN	818	165,200	92,840	21,000	45,500	650,650	892,500
CUMBER, ZEHRA	171	2,240,000	2,271,500	126,000	126,000	2,137,100	2,067,100
DE ARMAS, LOURDES	<5						
FAROOQUE, MOHAMMAD	59		38,900			56,600	74,700
FOLTZ, JERRY	48	378,000	1,442,750			327,175	143,500
GOLDEN, MARLA	10	142,720	142,720			42,000	42,000
HALPERIN, ANDREW	1,274	12,324,200	15,731,200	17,500	21,000	17,947,900	24,493,950
HANES, MICHAEL	327					10,643,780	10,605,420
HARDY, CARL	3,730	34,916,000	13,874,000	329,000	322,000	82,674,650	82,899,070
HASSAN, MAJED	10						
HESSSEN, HOSSAM	<5						15,750
HUSSAIN, JAWED	21	12,600	4,200			153,300	224,700
HUSSAIN, SYED	8	28,700	28,700			21,000	21,000

Table 20. Individual Physician Certifications Overall, and Total Supply Ordered in all Certifications for Low-THC Cannabis and Medical Marijuana by Sublingual, Suppository, and Topical Routes from October 1, 2018 through September 30, 2019.

Physician County	Number of Physician Certifications	Total Supply (mg) Ordered Low-THC Cannabis Sublingual	Total Supply (mg) Ordered Medical Marijuana Sublingual	Total Supply (mg) Ordered Low-THC Cannabis Suppository	Total Supply (mg) Ordered Medical Marijuana Suppository	Total Supply (mg) Ordered Low-THC Cannabis Topical	Total Supply (mg) Ordered Medical Marijuana Topical
STATEWIDE	460,469	3,376,437,102	5,808,682,968	1,924,609,884	341,879,352	33,995,872,901	34,859,985,498
JIMENEZ, ALEXIS	75	388,500	355,250			469,000	341,250
JONES, JEREMY	16	126,000	182,000	42,000	42,000	338,700	352,700
JOYNER, JAMES	62	156,470	224,630			14,060	74,250
KATZ, DAVID	171	3,561,000	2,826,000			3,979,900	2,936,800
KHAN, SAJID	23						31,500
KHANNA, PARVEEN	80	651,850	620,380	23,800	21,000	456,950	375,830
LACINA, FRANCIS	100					763,000	763,000
LASKI, HAROLD	76		40,600				24,400
LOCKE, KEYA	19	21,000	75,250			104,500	238,350
MANN, JUSTIN	448	3,134,100	3,079,500	75,600	75,600	4,308,960	4,528,880
MANOHAR, SHONITH	7	12,600	12,600				
MARCOM, RODNEY	107	449,120	483,475			98,400	125,120
MEDINA, NANCY	165	28,000	28,000	14,000	14,000	2,723,000	2,656,040
NABIZADEH, SHAHRIAR	56	876,280	901,360	8,400	8,400	862,240	909,280
NEWTON, TEREL	277	963,790	1,592,700			637,815	649,415
NOUMAN, ASIM	<5						
PATEL, VISHAL	21	61,250	76,300			14,000	8,680
PHAM, BAO	37	44,100	302,130	25,200	18,900	44,100	295,830
PULIDO, RENE	1,248	34,041,650	34,373,350	163,500	136,900	58,487,680	58,948,780
REDDY, SATHAVARAM	9		31,500			283,500	231,000
SALAH, ISMAIL	106	79,000	235,720			27,900	34,500
SANCHEZ, RACHAEL	<5	38,400	38,400			20,000	40,800
SERT, PERI	151	2,551,500	2,551,500			3,815,700	3,836,700
SIMONS, JOHN	2,886	28,000	49,000	133,000	133,000	116,104,500	116,266,400
SOURIAL, SOURIAL	<5	6,300	6,300	6,300	6,300	6,300	6,300
SPOONER, JUSTIN	444	17,500				13,678,350	13,773,350
TRAN, BRADLEY	183	513,775	1,302,040			202,600	457,325
UCHE, CHIDI	1,680	22,598,730	23,224,510		11,200	22,719,910	24,278,680
ZACHAR, LENKA	593			42,000	42,000	6,217,250	6,246,100
ZEB, SHAHID	64	17,080				2,645,800	2,645,800
ZHANG, HAITAO	207	127,400	150,440		7,000	38,150	61,950
Escambia	11,045	37,195,825	35,055,548	1,328,806	1,473,540	203,620,755	200,104,193
BEAR, DAVID	511			9,800		682,130	837,595
BEASLEY, MICHELLE	5,608			276,616	310,100	115,968,200	114,843,160
BRANNON, HORACE	951	27,348,300	18,513,000	285,800	183,250	27,444,900	15,616,650
COX, JEFFREY	112	480,645	1,252,175	112,000	126,200	263,900	452,460
DUNCAN, SUZANNE	17			136,500	87,500	189,000	336,000

Table 20. Individual Physician Certifications Overall, and Total Supply Ordered in all Certifications for Low-THC Cannabis and Medical Marijuana by Sublingual, Suppository, and Topical Routes from October 1, 2018 through September 30, 2019.

Physician County	Number of Physician Certifications	Total Supply (mg) Ordered Low-THC Cannabis Sublingual	Total Supply (mg) Ordered Medical Marijuana Sublingual	Total Supply (mg) Ordered Low-THC Cannabis Suppository	Total Supply (mg) Ordered Medical Marijuana Suppository	Total Supply (mg) Ordered Low-THC Cannabis Topical	Total Supply (mg) Ordered Medical Marijuana Topical
STATEWIDE	460,469	3,376,437,102	5,808,682,968	1,924,609,884	341,879,352	33,995,872,901	34,859,985,498
HASS, WILLIAM	114	58,800				2,656,400	2,724,300
HILLMAN, ALEXYS	86	42,000	221,700			59,500	1,025,160
JUDSON, DONNA	18	7,000	78,080			110,400	126,000
KESLER, ROMAN	16	140,840	93,100			155,400	93,380
MCFADDEN, NORMAN	97					110,250	315,000
MITCHELL, KENNETH	166	7,000	7,000	42,000	56,000	1,084,550	1,104,300
PELAEZ, JORGE	<5	23,100	21,000			21,000	21,000
RAYSON, THOMAS	120	435,090	706,230	53,240	46,240	123,650	476,125
RINEY, THOMAS	885	2,251,950	2,299,673	132,850	269,650	6,056,495	9,273,863
SALZBERG, JAN	10						
SAUER, SAMUAL	30	48,800	41,800	7,000	7,000	576,000	591,200
SAYRE, ROBERT	1,512	126,000	224,000	252,000	252,000	43,605,980	43,459,540
SERPAS, MICHELLE	5	91,000	91,000			91,000	91,000
SMITH, MICHELLE	20		68,000			1,144,000	1,144,000
THOMPSON, CHARLES	89					1,869,000	1,869,000
TRABUCCO, ARNALDO	406	6,009,300	11,333,990		100,800	107,800	2,431,360
TUEL, TIMOTHY	267		41,800	21,000	34,800	1,175,200	3,210,100
ZEICHNER, SIMON	<5	126,000	63,000			126,000	63,000
Flagler	982	26,553,500	39,072,180		150,840	29,235,070	54,986,980
DANTINI, DANIEL	29	445,800	467,950		14,000	14,000	571,800
TREECE, JONATHAN	953	26,107,700	38,604,230		136,840	29,221,070	54,415,180
Franklin	5	21,000	21,000				
TANGLAO, EMMANUEL	5	21,000	21,000				
Hernando	4,550	4,728,936	6,770,535	360,600	450,800	97,483,925	100,643,695
ABDULFATTAH, QAHTAN	223	481,856	666,015			132,810	150,015
ALSABBAGH, EYAD	249	5,170	154,550			33,710	26,055
BAIN, RUSSELL	24						8,400
BANWATT, RAMNIK	<5	840	11,900				
CARADONNA, RICHARD	<5	8,400	8,400			8,400	8,400
COURTNEY, MICHAEL	157	1,626,650	1,572,600			7,000	1,194,420
DAVIS, BILLY	79	211,440	211,440			656,200	670,900
DOHERTY, MARIA	282	1,520,320	2,436,710	40,600	58,800	877,775	1,274,945
GEBHARDT, SCOTT	2,547	42,000	75,000	320,000	392,000	91,329,600	91,260,600
GLIGICH, OLEG	83	426,760	475,980			50,160	66,260
KROLL, BRIAN	246					2,003,440	2,291,760
MALHOTRA, GAURAV	<5						
MARSH, MATTHEW	206	363,500	1,059,100			150,500	520,500

Table 20. Individual Physician Certifications Overall, and Total Supply Ordered in all Certifications for Low-THC Cannabis and Medical Marijuana by Sublingual, Suppository, and Topical Routes from October 1, 2018 through September 30, 2019.

Physician County	Number of Physician Certifications	Total Supply (mg) Ordered Low-THC Cannabis Sublingual	Total Supply (mg) Ordered Medical Marijuana Sublingual	Total Supply (mg) Ordered Low-THC Cannabis Suppository	Total Supply (mg) Ordered Medical Marijuana Suppository	Total Supply (mg) Ordered Low-THC Cannabis Topical	Total Supply (mg) Ordered Medical Marijuana Topical
STATEWIDE	460,469	3,376,437,102	5,808,682,968	1,924,609,884	341,879,352	33,995,872,901	34,859,985,498
MORENO, DAVID	335	4,200	4,200			1,320,770	1,310,780
NAKHL, FADI	6	30,800	30,800			2,800	2,800
STOLTE, KEITH	76					904,460	1,856,460
SWAIN, SHYAM	32	7,000	63,840			6,300	1,400
Highlands	1,651	7,717,740	16,813,525	859,600	1,159,480	4,559,050	9,734,445
ARRIA-DEVOE, GERARD	17	1,038,200	216,250				92,400
BASSETTI, DENNIS	207	74,250	389,030			1,750	80,500
PALOSKY, ERIC	983	3,807,000	11,612,100	52,500	52,500	3,039,940	6,806,550
PATEL, DEEPAK	19		21,000				50,750
PEARCE, GARY	28	84,000	147,000				18,800
PINZON-REYES, ERNESTO	24	43,050	38,670				37,250
SHARMA, PRIXIT	<5	3,360	10,760				
TORRES, ALEXANDER	367	2,667,880	4,378,715	807,100	1,106,980	1,517,360	2,648,195
TOTURGUL, DAVID	<5						
Hillsborough	35,402	171,251,689	205,886,576	12,837,855	14,674,280	705,817,085	907,412,009
ACKERMAN, IVAN	<5					8,970	8,970
AHMAD, BURHAAN	152		38,400			43,800	796,350
ALI, MOHAMMED	426	3,115,600	3,129,800	8,800	8,800	6,280,470	6,310,070
AMSHEL, CRAIG	320	4,200				624,930	527,210
ANCHETA, JOEY	478	711,550	26,647,790		171,500	1,286,950	51,463,210
ARVIV, TALI	97	39,600	87,900			80,140	81,930
AUERBACH, LEWIS	2,437	5,644,020	7,816,830	52,500	123,900	9,490,070	16,273,820
AUSTIN, MICHAEL	340	52,500				430,500	3,342,050
AYER-COLE, JAWAN	5						4,550
AZEEM, NOMEN	11	77,000	77,000			70,000	70,000
BARBOUR, RONALD	33	11,266,875	4,042,125			20,792,250	3,317,250
BENNI, ABD ALRAHMAN	142	252,000	378,000	210,000	210,000	16,090,000	15,964,000
BERGER, DAVID	1,221			2,426,850	2,816,100	32,395,110	31,915,650
BIREDDY, VENKATA	21	55,320	55,320	2,800	2,800	32,900	32,900
BLAKE, GEORGE	21					446,580	446,580
BYRNE, PATRICK	768	135,100	163,800	64,050	73,500	13,220,250	13,427,675
CABAN, FRANCIS	366					8,181,980	8,677,580
CALKIN, PETER	2,224	127,700	10,500	59,200	56,000	59,516,240	47,788,300
CASANAS, ROBERT	157	58,470	301,280	10,500	16,100	198,068	524,081
CAZES, ELLIOT	119	16,440	1,075,430				18,340
CHOWDHARI, SHAUKAT	73	40,724	52,256			41,270	129,560
CODY, JOSEPH	7						94,500

Table 20. Individual Physician Certifications Overall, and Total Supply Ordered in all Certifications for Low-THC Cannabis and Medical Marijuana by Sublingual, Suppository, and Topical Routes from October 1, 2018 through September 30, 2019.

Physician County	Number of Physician Certifications	Total Supply (mg) Ordered Low-THC Cannabis Sublingual	Total Supply (mg) Ordered Medical Marijuana Sublingual	Total Supply (mg) Ordered Low-THC Cannabis Suppository	Total Supply (mg) Ordered Medical Marijuana Suppository	Total Supply (mg) Ordered Low-THC Cannabis Topical	Total Supply (mg) Ordered Medical Marijuana Topical
STATEWIDE	460,469	3,376,437,102	5,808,682,968	1,924,609,884	341,879,352	33,995,872,901	34,859,985,498
COMMEDORE, EMILE	<5		84,000				84,000
COTTAM, JOHN	8						
CROCKER, DAVID	<5						
DIAZ DIAZ, JOSE	4,076	71,839,000	74,569,425	717,600	730,200	78,011,097	102,867,165
DO, HOI	26					7,350	
DOWDY, MATTHEW	91	350,700	1,164,640		1,400	359,100	1,138,740
DRAPKIN, ROBERT	6						
ECHAVARRIA-CRESPO, ESTHER	2,794	840,000	840,000	84,000	84,000	61,112,800	61,322,800
FAROOQ, SHIRAZ	134	442,800	412,000	121,800	117,600	677,600	823,200
FLYNN, GREGORY	21	72,800	46,430				38,800
FRANKLIN, DONALD	1,601	5,789,300	6,291,550		35,000	31,111,280	38,473,530
FURMANSKI, DAVID	572	8,518,750	8,706,100	58,750	124,750	19,894,650	21,528,900
GERLEY, PETER	745	7,576,930	8,359,340			11,562,600	14,155,750
GLIDER, ROSS	3,387		5,600	7,000	7,000	35,919,200	35,863,600
GOLD, TANYA	398	10,200		6,467,180	6,462,680	13,706,480	13,785,980
GRIFFIN, JENNIFER	142	42,000				5,580,650	5,623,650
GRIFFIN, RADLEY	128	674,800	831,100	42,000	42,000	1,227,700	1,325,100
GRISALES, DARIO	102	31,170	297,945			1,700	44,510
HECHTMAN, JASON	42					7,000	30,100
HEIMAN, DAVID	10		1,680			4,200	
HOOVER, TYRON	346	2,641,100	3,315,200	50,400	54,600	3,472,350	5,287,800
KALIN, DAVID	31	59,500	1,052,050	17,500	759,300	90,600	1,083,150
KARUMANCHI, PRUDHVI RAJAN	17	145,200	174,400	70,000	139,400	189,000	286,400
KASHLAN, GHIATH	56	31,500	31,500			195,600	227,700
KAWLICHE, BORIS	42		14,000			7,000	400,700
KILGORE, JOHN	395	21,000	2,800			1,644,200	1,735,095
KING, KELLY	1,845	818,580	1,498,980	423,500	735,500	77,583,930	153,437,590
KRAMER, LENI	607	459,000	123,000			44,202,600	44,460,800
LAURO, STACIE	<5						
LIPINSKI, IRENE	706	8,062,250	8,058,050			7,299,250	4,292,050
LONG, AARON	27	120,210	161,150			44,800	88,200
LOREN, DANIEL	72	19,725	20,775			1,097,905	11,470,645
LYTER, DAVID	535	16,979,950	17,295,950	172,250	166,250	22,938,000	23,272,000
MARTINEZ, ROBERT	58	126,000	59,200			21,000	11,300
MCTAGGART, JOHN	757	211,200	323,400	42,000	138,600	17,072,700	22,807,900
MENNEN, LEONARD	63	52,850	52,850			161,700	252,000
MILLER, JEFFREY	106	561,310	1,466,140		28,000	542,100	1,334,250

Table 20. Individual Physician Certifications Overall, and Total Supply Ordered in all Certifications for Low-THC Cannabis and Medical Marijuana by Sublingual, Suppository, and Topical Routes from October 1, 2018 through September 30, 2019.

Physician County	Number of Physician Certifications	Total Supply (mg) Ordered Low-THC Cannabis Sublingual	Total Supply (mg) Ordered Medical Marijuana Sublingual	Total Supply (mg) Ordered Low-THC Cannabis Suppository	Total Supply (mg) Ordered Medical Marijuana Suppository	Total Supply (mg) Ordered Low-THC Cannabis Topical	Total Supply (mg) Ordered Medical Marijuana Topical
STATEWIDE	460,469	3,376,437,102	5,808,682,968	1,924,609,884	341,879,352	33,995,872,901	34,859,985,498
NALLU, SAGARIKA	<5						
NENINGER, YAMILET	36					29,550	30,600
NGUYEN, TRAN	6	28,000	28,000				
NOE, SASHA	169	1,057,520	459,200	16,800	16,800	744,600	673,240
NORMAN, ROBERT	125	83,600	361,350			119,560	364,620
NOVITZKY, DIMITRI	355	6,750,200	7,093,670	26,000		7,237,200	8,978,400
NUSSBAUM, CHRIS	53		1,080,200			8,800	1,461,400
O'DONNELL, KIRK	40	865,375	852,250	865,375	852,250	922,250	909,125
PATEL, KAMLESH	16	146,850	36,750			6,300	6,700
PATIDAR, BHAVIN	11	18,800	47,800		8,400	42,800	82,400
PATWARI, SUNEETH	24					26,250	36,750
RAJ, VIJAY	621	10,159,800	10,375,400	392,500	529,750	19,959,900	21,306,850
RAMANI, PRIYA	<5	70					
ROBAINA, AL	5						1,700
ROBINSON, PATRICK	<5	21,000	21,000			21,000	21,000
SALHAB, SUZANNE	68		298,200			10,500	17,500
SAMALOT, JOSE	606	3,196,550	4,652,410	52,500	52,500	7,867,850	18,526,530
SANTIAGO, RAMON	270	22,400	8,750		10,500	1,511,290	4,701,650
SCOTT, DOUGLAS	3,035		10,800	348,000	6,000	60,662,800	76,581,950
SHAH, SYED	<5	126,000	126,000			126,000	126,000
SHEMESH, RON	42	135,600	752,900	7,000		107,800	194,510
SHETH, BAIJU	<5	17,500	1,450				
SHULTZ, DEBORAH	164					11,200	3,063,040
ST CLAIR, DEBORAH	31	210,000	224,000			619,365	647,365
STEFANO, STEPHEN	24	90,000	127,000		21,000		
TALAKKOTTUR, CHARLES	28		48,510		44,100	14,700	87,780
TORRES-PEREZ, WILLIAM	43	227,500	136,850	21,000	21,000	697,550	231,700
TSENG, JACK	143				7,000	90,800	429,400
WASHINGTON, ANTHONY	<5					2,400	
ZACCARI, JAMES	103		8,400				163,818
Indian River	3,721	7,768,220	8,474,344	557,520	502,880	54,795,420	140,400,695
DEAN, MELISSA	161	14,000	14,000			4,671,500	4,762,500
GONSALVES SIKORA, ALITA	592	3,315,880	3,455,200	39,720	6,080	4,579,270	5,680,990
KHALAF, MAJID	27	560,800	518,000			537,000	476,000
MEETZE, RUSSELL	25					21,000	45,150
OFNER, MICHELE	22						
OLENEK, CHRISTOPHER	30	16,800	97,180				

Table 20. Individual Physician Certifications Overall, and Total Supply Ordered in all Certifications for Low-THC Cannabis and Medical Marijuana by Sublingual, Suppository, and Topical Routes from October 1, 2018 through September 30, 2019.

Physician County	Number of Physician Certifications	Total Supply (mg) Ordered Low-THC Cannabis Sublingual	Total Supply (mg) Ordered Medical Marijuana Sublingual	Total Supply (mg) Ordered Low-THC Cannabis Suppository	Total Supply (mg) Ordered Medical Marijuana Suppository	Total Supply (mg) Ordered Low-THC Cannabis Topical	Total Supply (mg) Ordered Medical Marijuana Topical
STATEWIDE	460,469	3,376,437,102	5,808,682,968	1,924,609,884	341,879,352	33,995,872,901	34,859,985,498
PARVUS, DIRK	7						
PIERONE, GERALD	<5						10,500
PRESCOTT, THERESA	84		52,150				65,100
SABA, RASHID	272	1,602,200	1,574,200	223,800	223,800	18,822,400	18,808,400
SADHWANI, HARISH	163	700	700			700	16,800
SHIPLEY, JOSHUA	23		103,950			1,400	28,000
STACHTIARIS, ACHILLES	1,010	2,075,500	2,075,500	294,000	273,000	25,665,800	25,436,900
STROUP, EDWIN	238	149,340	304,434			132,600	79,521,280
TREATMAN, SCOTT	160	30,200	209,380			146,610	1,211,370
ZAMBELLI, PATRICIA	903	2,800	69,650			217,140	4,337,705
Jackson	17					72,800	23,800
ANANIA, MARY	<5					2,800	2,800
STOKES, STEVEN	14					70,000	21,000
Jefferson	2,495	182,000	168,000	168,000	168,000	103,085,400	102,749,400
DOTSON, ROBERT	2,495	182,000	168,000	168,000	168,000	103,085,400	102,749,400
Lafayette	294	3,344,600	3,176,600	21,000	21,000	3,357,900	2,972,550
CABRERO-MUNIZ, NICOLAS	294	3,344,600	3,176,600	21,000	21,000	3,357,900	2,972,550
Lake	3,368	53,536,590	57,530,870	7,306,190	7,325,869	67,943,160	73,524,830
ALVARADO-HERNANDEZ, LUIS	17					9,450	21,700
BROWN, THOMAS	45					4,200	138,850
CHARLES, KEITH	<5						
CHIN, GLORIA	<5						14,000
CHOUDHRY, MOHAMMAD	<5						
COY, JAMES	81	6,300	15,400			171,800	616,600
DAVINA, ELEANOR	80	2,599,000	2,585,400	2,599,000	2,631,628	2,599,000	2,599,600
DE LEON, HECTOR	133	16,100	193,200		2,100	78,400	682,700
DOMINICK, RAYMOND	217	365,850	435,900			7,350	161,950
KIM, LLOYD	11						
KRAUCAK, NELSON	66		14,000			245,000	279,600
LOUGHLIN, MATTHEW	985	42,980,000	43,505,000			42,005,250	42,456,750
NAGEL, SHIRLEY	154	4,605,800	4,605,800	4,605,800	4,542,800	4,591,800	4,605,800
NOVIS, NORMAN	5					84,000	42,000
OEHLER, JAMES	609	124,400	346,300	83,000	135,841	17,613,950	19,083,200
RAJASHEKAR, HARSHA	118	2,258,260	656,670			131,500	1,069,400
SAINT LOUIS, OBED	49		61,600			2,800	12,600
SAINT-ELIE, DANIEL	132	73,340	65,100	18,390	13,500	297,710	327,950
SANTI, CELESTINO	513	54,350	2,710,130			70,500	356,860

Table 20. Individual Physician Certifications Overall, and Total Supply Ordered in all Certifications for Low-THC Cannabis and Medical Marijuana by Sublingual, Suppository, and Topical Routes from October 1, 2018 through September 30, 2019.

Physician County	Number of Physician Certifications	Total Supply (mg) Ordered Low-THC Cannabis Sublingual	Total Supply (mg) Ordered Medical Marijuana Sublingual	Total Supply (mg) Ordered Low-THC Cannabis Suppository	Total Supply (mg) Ordered Medical Marijuana Suppository	Total Supply (mg) Ordered Low-THC Cannabis Topical	Total Supply (mg) Ordered Medical Marijuana Topical
STATEWIDE	460,469	3,376,437,102	5,808,682,968	1,924,609,884	341,879,352	33,995,872,901	34,859,985,498
SMIRNOFF, ALEXANDER	<5						
STRICKLEN, HILLARY	16	6,300	589,360				106,300
THOMAS, DANIEL	17	7,650	97,320			3,150	23,050
VILLA, MARIVIC	40	429,440	673,600				42,280
ZUBKIN, ALLAN	73	9,800	976,090			27,300	883,640
Lee	34,314	437,718,723	399,671,463	18,724,088	15,380,750	770,604,799	756,432,009
ABU SHAHIN, FADI	12	171,500	77,000			79,100	55,300
ARNOLD, PAUL	222		212,400				395,850
AULD, HEATHER	321			65,450	65,450	13,326,800	13,340,800
BALTER, DAVID	217	7,425,600	7,908,600	4,349,100	4,422,600	7,947,608	8,420,808
BOND, WENDY	15	42,000	31,500			87,500	102,900
BRUECK, ROBERT	537	5,208,723	7,205,335			14,861,730	18,553,400
BRUHN, DONALD	92	1,428,700	1,476,800	21,000	21,000	1,094,640	1,147,140
CARLIN, LANE	13	3,150	7,165			2,100	
CASTILLO-NIEVES, EDGARDO	79		28,000				159,250
COSSU, JOHN	8	1,500	59,500				
DAITCH, JONATHAN	199	18,000	701,580				32,036
DAVIS, PHILLIP	<5					42,000	42,000
DOUEK, MAURICE	156	146,720	207,550			881,950	1,425,230
DURY, PATRICIA	175	3,729,210	5,900,625			6,385,280	9,387,275
EL-GENDY, ALAA	<5	700					
ENCARNACION, KEVIN	68	3,793,200	3,670,100	105,000	105,000	3,484,800	3,630,400
FERGUSON, LEE	59	4,326,000	4,326,000			4,326,000	4,326,000
FILIPOWICZ, ROMAN	1,451	15,010,660	14,986,860	440,160	420,000	8,951,040	13,613,400
GUAITOLI, GIUSEPPE	11	21,000	23,565				6,300
JAFFE, SCOTT	930	51,810	44,130			11,552,130	11,616,690
KHAN, RABIA	15	6,300	7,000				
KUEHNER, PAUL	76	5,907,850	4,449,600			4,235,210	2,923,110
KYRITSIS, ATHINA	8,763	187,481,800	187,797,800	966,000	1,043,000	336,268,700	340,098,200
LIEBOWITZ, FRED	28	31,500	37,100			12,250	17,150
LIM, MAY JOY	27	16,800	18,200			84,000	154,700
LOMAS, JERILEE	50	777,000	1,410,500	14,000	14,000	749,000	1,396,500
LUKASIEWICZ, CYNTHIA	<5		840	3,840			1,920
MANDELKORN, ROBERT	35		24,652				
MARKOWITZ, DAVID	2,272	588,000	588,000	588,000	588,000	24,318,910	24,276,278
MARTINEZ, MICHAEL	<5	21,000					
MIAN, MUNIRA	377	5,330,500	5,348,000	97,860	93,660	2,751,840	3,770,244

Table 20. Individual Physician Certifications Overall, and Total Supply Ordered in all Certifications for Low-THC Cannabis and Medical Marijuana by Sublingual, Suppository, and Topical Routes from October 1, 2018 through September 30, 2019.

Physician County	Number of Physician Certifications	Total Supply (mg) Ordered Low-THC Cannabis Sublingual	Total Supply (mg) Ordered Medical Marijuana Sublingual	Total Supply (mg) Ordered Low-THC Cannabis Suppository	Total Supply (mg) Ordered Medical Marijuana Suppository	Total Supply (mg) Ordered Low-THC Cannabis Topical	Total Supply (mg) Ordered Medical Marijuana Topical
STATEWIDE	460,469	3,376,437,102	5,808,682,968	1,924,609,884	341,879,352	33,995,872,901	34,859,985,498
MORRIS, DARELD	3,443	128,249,545	82,429,825	9,696,500	5,790,400	234,307,250	143,893,050
MOULTON, MARLENE	15	30,870	93,870			11,760	25,200
MURTAGH, WILLIAM	36	58,590	31,350			85,680	89,880
NORLEANS, MARK	19					35,000	71,920
PATRICK, JOHN	218	14,000	31,500			132,300	218,750
PREUDHOMME, JULES	55	3,570	258,350			3,500	10,500
RAMAMURTHY, SUJATHA	4,092	8,644,250	8,742,360	1,502,760	1,495,880	38,661,930	38,797,404
ROMERO, FRANCES	7	49,000	70,000			21,000	21,000
ROSENKRANTZ, ERIC	<5						
ROSS, STEPHEN	105	4,800	7,600		10,380		15,060
SAREEN, RAJAN	43		112,000				60,960
SAUER, MARK	173	969,850	990,310			4,157,440	4,376,440
SCHULTZ, CARL	307	2,941,410	4,057,290	21,000	21,000	5,997,275	7,422,190
SHAHLA, ZIAD	<5						
SOLIMAN, GEORGE	94	2,732,200	2,485,880	182,000	364,000	2,619,720	2,387,160
SONN, GREGORY	8,838	43,419,320	43,578,570	533,418	697,380	30,648,074	84,887,015
TAYLOR, TERESE	91	84,000	500,906			83,200	2,309,798
VEL, JEAN-JACQUE	15	15,750	65,100			17,500	36,400
WEINER, JAMES	184	11,900	142,800				274,451
WILLIAMITIS, ANTHONY	350	8,810,445	9,385,350	138,000	229,000	12,093,582	12,354,950
ZFAZ, MARTIN	<5					105,000	105,000
ZUGHBI, CINDY	12	140,000	140,000			182,000	182,000
Leon	12,571	24,615,894	23,871,966	611,800	698,930	332,269,555	332,525,267
COHEN, GEORGE	5						
DORN, JOSEPH	4,218	14,000		273,000	273,000	174,444,450	174,362,680
FEE, CHERYL	4,091	2,352,000	2,401,000	178,500	178,500	42,539,700	42,468,090
HOLLIMON, JOHN	37	336,000	751,800	49,000	140,000	245,000	709,800
JAIN, AMIT	13	16,000	10,000			20,000	3,900
KIRSCH, CHARLES	3,086	18,686,500	18,082,780	84,000	84,000	114,250,200	113,890,180
KOBERDA, JAROSLAW	27	24,500	18,900				700
MACKAY, JOHN	88	809,800	971,300	21,000	21,000	266,000	241,500
MAITLAND, CHARLES	36	1,400	1,400			35,100	38,052
MIGNON, YVETTE	59	204	55,261			34,760	184,160
MOORE, MARK	569	2,043,585	1,068,960	6,300	2,430	109,410	134,540
PATACXIL, FILEMON	187	310,905	447,565			296,935	421,665
SIANO, JOSEPH	6	21,000	63,000			28,000	35,000
STRIBLING, FRED	5						21,000

Table 20. Individual Physician Certifications Overall, and Total Supply Ordered in all Certifications for Low-THC Cannabis and Medical Marijuana by Sublingual, Suppository, and Topical Routes from October 1, 2018 through September 30, 2019.

Physician County	Number of Physician Certifications	Total Supply (mg) Ordered Low-THC Cannabis Sublingual	Total Supply (mg) Ordered Medical Marijuana Sublingual	Total Supply (mg) Ordered Low-THC Cannabis Suppository	Total Supply (mg) Ordered Medical Marijuana Suppository	Total Supply (mg) Ordered Low-THC Cannabis Topical	Total Supply (mg) Ordered Medical Marijuana Topical
STATEWIDE	460,469	3,376,437,102	5,808,682,968	1,924,609,884	341,879,352	33,995,872,901	34,859,985,498
SWINEY, TOMMY	144						14,000
Levy	131	3,600	38,000			58,800	127,950
QAMAR, ASAD	131	3,600	38,000			58,800	127,950
Manatee	4,170	14,015,610	16,347,544	655,400	490,310	91,101,120	69,065,770
BEARD, MARGITA	136	85,340	227,084			2,800	524,710
BLEND, TIMOTHY	81	324,400	1,003,600		31,500	58,800	153,300
BOYLE, KATHLEEN	30	541,800	843,770			567,000	888,020
BRAINARD, KAREN	15	1,708,200	725,630	448,000	168,000	105,000	203,700
FINE, ALEXANDER	14						
FOLKENS, ERIC	152	260,750	1,017,500			114,400	87,500
KAHANE, IAN	<5		1,050				
KUNWAR, SHAAN	326	1,144,500	1,120,000			1,666,900	2,064,660
MATHEW, MANOJ	1,010	2,969,600	2,999,200			33,515,200	33,600,000
NARVAEZ, ADOLFO	540	3,311,000	3,318,000	133,000	141,750	10,816,100	10,809,100
NESSETTI, MATTHEW	72	93,100	319,620		19,060	84,000	350,020
NORRIS, STEVEN	33		21,000		21,000		289,330
NOTMAN, SAMANTHA	29	798,000				29,578,000	2,085,200
PERRONE, VINCENZO	547	993,745	1,827,220			156,800	947,300
REICHBACH, STEVEN	707	14,000	62,200	70,600	73,400	11,336,870	12,925,400
RUCKER, GEORGE	111	149,650	977,750		14,000	179,200	1,068,230
YATHIRAJ, SANJAY	189	1,523,925	1,782,320			9,450	171,500
YCAZA, ROBERT	176	97,600	101,600	3,800	21,600	2,910,600	2,897,800
Marion	4,408	8,252,060	52,678,090	17,500	28,700	75,742,360	110,813,330
BEAMS, KENT	1,645	12,600	75,600			55,849,090	79,752,880
CORRETTIER-RUSSI, CESAR	373	199,850	1,381,490			37,800	451,500
CUMPTON, TERI	<5	420,000	7,000				
FAZAL, ZULFIQAR	150	8,000	113,300			21,400	12,000
HALL, DOUGLAS	601	84,000	84,000			15,417,100	15,683,100
JACKSON, BURKE	368	3,402,000	39,230,945		4,200	245,000	4,099,840
KAIRAB, HIMANSHU	<5						
KATANICK, SHELDON	284	114,100	615,585			17,500	626,090
LEMIRE, JAMES	<5		7,000				
LERRO, DESIREE	121	52,500	1,040,000			52,500	472,500
OFFENBERG, HOWARD	16	79,800	21,750			35,000	28,000
PERKINS, HASHANI	21		537,400				422,800
PYLES, STEPHEN	122	419,700	5,687,800			461,700	5,558,400
SACHER, MARK	245	57,200	507,860			9,800	113,500

Table 20. Individual Physician Certifications Overall, and Total Supply Ordered in all Certifications for Low-THC Cannabis and Medical Marijuana by Sublingual, Suppository, and Topical Routes from October 1, 2018 through September 30, 2019.

Physician County	Number of Physician Certifications	Total Supply (mg) Ordered Low-THC Cannabis Sublingual	Total Supply (mg) Ordered Medical Marijuana Sublingual	Total Supply (mg) Ordered Low-THC Cannabis Suppository	Total Supply (mg) Ordered Medical Marijuana Suppository	Total Supply (mg) Ordered Low-THC Cannabis Topical	Total Supply (mg) Ordered Medical Marijuana Topical
STATEWIDE	460,469	3,376,437,102	5,808,682,968	1,924,609,884	341,879,352	33,995,872,901	34,859,985,498
TIECHE, STEVEN	457	3,402,310	3,368,360	17,500	24,500	3,595,470	3,592,720
Martin	8,019	18,429,885	36,641,589	3,797,750	4,373,010	50,456,138	124,648,313
ADELBERG, JONATHAN	64	451,500	451,500			446,250	458,970
BARATTA, ROBERT	227	38,920	1,117,240			52,030	109,710
BEELITZ, JOHN	76	44,100	244,580			19,250	227,500
BUGGIA, MARY	14		211,800			7,000	23,100
BUSHNELL, JEANNE	103	8,600	509,605			15,720	28,020
CALAS, HENRY	182	4,200		21,000	21,000	547,823	874,473
CASTELLANOS, JAIME	12		7,000				14,000
DUFRESNE, CHANTELE	130	5,016,580	6,548,040			2,813,640	2,790,130
GAMBINO, PAUL	402	496,025	844,345	5,250	15,750	188,125	370,955
KASHOUTY, RABIH	754	21,200	43,148		8,960	132,320	696,770
LOVAAS, GREGORY	558	2,596,400	2,557,790	44,800	50,400	1,425,340	1,429,180
MOHSENI, NATHAN	148	272,700	811,920			415,350	942,650
MURPHY, FRANCIS	13	4,200	37,090			25,400	27,150
MURPHY, JOHN	1,500	126,000	2,171,400		266,000	8,113,900	68,833,300
PATEL, RIMAL	18		154,000				168,700
PEARSON, EDWARD	658	3,747,150	8,963,600	1,094,700	1,356,500	3,309,500	7,056,150
POLSKY, MARK	<5						
RAMOS, JUAN	17					7,000	4,200
RANKIN, LISA	1,633	5,346,000	5,368,400	2,632,000	2,620,800	27,358,800	34,495,160
ROBBINS, HOWARD	20	4,200	4,200				8,400
TROVATO, FRANK	8					600	6,560
TURNER, DONALD	879	252,110	6,476,931			164,650	490,195
WATT, JASON	15		112,000		33,600		112,000
ZOTOVAS, ANDREA	587		7,000			5,413,440	5,481,040
Miami-Dade	34,082	366,043,731	639,164,845	123,537,600	77,791,670	26,251,968,410	25,737,583,413
ABELLO, ROBERT	90	415,190	320,510		1,400	82,890	89,720
ALEGRET, RAMON	7						
ALONSO, DELILAH	20					616,000	616,000
ALTMAN, ALAN	1,503	11,147,220	15,662,991	115,500	158,550	14,702,760	22,469,705
ANDREONI, ANTHONY	165	777,000	1,434,300			236,250	585,900
ASHBY, BERNARD	7		21,000			268,800	268,800
AU, ADAM	<5						
AVILES, RAFAEL	<5		19,950				
BAKER, JEFFREY	25		5,250			7,350	24,150
BELLMAN, BETTY	<5		4,480				

Table 20. Individual Physician Certifications Overall, and Total Supply Ordered in all Certifications for Low-THC Cannabis and Medical Marijuana by Sublingual, Suppository, and Topical Routes from October 1, 2018 through September 30, 2019.

Physician County	Number of Physician Certifications	Total Supply (mg) Ordered Low-THC Cannabis Sublingual	Total Supply (mg) Ordered Medical Marijuana Sublingual	Total Supply (mg) Ordered Low-THC Cannabis Suppository	Total Supply (mg) Ordered Medical Marijuana Suppository	Total Supply (mg) Ordered Low-THC Cannabis Topical	Total Supply (mg) Ordered Medical Marijuana Topical
STATEWIDE	460,469	3,376,437,102	5,808,682,968	1,924,609,884	341,879,352	33,995,872,901	34,859,985,498
BENJAMIN, YUKHANAN	<5						
BEN-KANE, SUZANNE	<5	42,000	42,000			42,000	42,000
BERGER, LAWRENCE	12	7,980	162,750			5,250	218,750
BERKE, WILLIAM	<5						2,800
BINKER, JOSEFA	64	115,180	1,003,690		84,460	47,100	581,280
BINKER, RODOLFO	64	252,630	1,121,580		149,800	147,400	818,230
BIRMAN, ALEX	17	29,800	92,800			144,900	295,100
BLEMUR, PIERRE	<5	29,120	9,800			7,350	7,350
BLUMENTHAL, BARRY	1,635	24,314,040	30,501,255	628,250	705,950	44,508,660	52,650,446
BONNER, WILLIAM	<5	1,400					
BRISTOW, SANDEE	56	7,000				1,262,350	1,256,750
BRUCK, DARREN	15	4,200	8,400				4,200
CARA, JEFFREY	7					91,000	103,600
CARABALLO, DALIAN	<5					8,400	8,400
CARPMAN, DANIEL	<5						
CARRASCO, ANGEL	<5	600					
CASTELLANOS, RAMON	28		8,400			3,150	539,000
CAVA, ROBERT	44	95,700	54,600			56,700	100,500
CEBALLOS, CESAR	48	60,720	138,000			235,410	306,370
CHANG, RICHARD	430	54,740	293,785			44,200	260,875
CHILDRESS, JOHN	21	11,200	16,600				48,850
CHOXI, ANKEET	5	33,600	37,800	29,400	29,400	33,600	37,800
COBIELLA, JOSE	7	8,400	22,200			24,000	31,000
CORDOVES, LAZARO	<5						
DAMAS, HERVE	194	69,300	1,022,120	4,200	487,200	34,925	704,150
DANSKY, ALAN	17		42,120				
DAVIS, CHRISTINE	<5						
DE LA PENA, MARIA	43	39,050	80,270			551,850	551,850
DE URRESTI, MIREN	13						
DEBEN, SOPHIA	<5	1,400					
DELGADO, MARIA	25	81,200	82,600			1,400	68,600
DOMINGUEZ, LUIS	868	307,800	959,200		5,400	1,173,520	4,374,330
DRAESEL, JEFFREY	669	14,357,230	20,602,680		12,600	14,266,230	20,693,880
DUARTE, JUAN	<5						56,000
EFTEKHARI, NASSER	98	16,800	16,800	42,000	42,000	918,400	911,400
EISMAN, EUGENE	<5						
ELHAKIM, SAMER	<5					7,000	

Table 20. Individual Physician Certifications Overall, and Total Supply Ordered in all Certifications for Low-THC Cannabis and Medical Marijuana by Sublingual, Suppository, and Topical Routes from October 1, 2018 through September 30, 2019.

Physician County	Number of Physician Certifications	Total Supply (mg) Ordered Low-THC Cannabis Sublingual	Total Supply (mg) Ordered Medical Marijuana Sublingual	Total Supply (mg) Ordered Low-THC Cannabis Suppository	Total Supply (mg) Ordered Medical Marijuana Suppository	Total Supply (mg) Ordered Low-THC Cannabis Topical	Total Supply (mg) Ordered Medical Marijuana Topical
STATEWIDE	460,469	3,376,437,102	5,808,682,968	1,924,609,884	341,879,352	33,995,872,901	34,859,985,498
ELLENBY, JAY	3,721	208,125	551,050	47,070	160,630	34,341,130	37,810,505
FALCON, ARMANDO	865	1,275,500	3,789,180	52,500	129,150	2,257,330	5,341,305
FERNANDEZ, INTI	18		161,700			21,000	52,500
FERRIN, FRANK	1,436	5,070,635	14,804,320	126,700	126,000	6,721,700	13,960,190
FINK, RANDY	5	6,720				3,450	
FISCHER, DANIEL	<5	42,000	42,000			42,000	42,000
FOX, GREGORY	7	4,200					
FOX, KEVIN	289	2,346,590	2,578,820			2,789,650	3,117,060
FOX, SUSAN	8	4,900					2,800
FRANCK, GEDEN	<5						42,000
FRANCO, RIGOBERTO	121	1,081,320	1,585,080	11,200	116,800	158,200	356,900
FURMAN, NEIL	52	1,134,000	1,407,500	777,000	777,000	1,121,400	1,573,900
GALLO, BRUNO	396	1,381,000	4,668,240	16,800	856,800	848,040	4,154,440
GARCIA-RIVERA, CARLOS	21						
GEARY, NATALIE	42	23,800	140,800				9,800
GELBLUM, JEFFREY	127	118,700	416,740			11,140	318,400
GENTHER, KATHERINE	<5						16,640
GERENSTEIN, RICARDO	5						
GLASSMAN, PAUL	15	42,000	532,000				
GONZALEZ, CHRISTIAN	153	253,440	383,210			2,254,290	2,285,540
GONZALEZ, MANUEL	34	29,050	49,770			3,150	17,395
GROSZ, RAUL	7	4,190	4,200				
GUPTA, NINA	9	23,100	178,900				63,000
GUTIERREZ, PETE	145	12,600	81,900			6,650	59,340
HALL, MICHAEL	6		5,250			2,800	1,750
HASSAN, KAZI	<5	10,500	10,500			11,340	18,900
HERNANDEZ, HUMBERTO	6					21,000	21,000
HERNANDEZ, OSCAR	31	19,790	56,980		450	3,700	3,300
HERON, PATRICK	240	419,300	388,500		12,600	3,664,380	3,639,180
HOLMEWOOD, KEVIN	855	5,174,825	5,073,155	48,300	78,400	8,545,175	9,983,605
HOTCHNER, KIRBY	34	1,162,200	152,383,300			984,200	1,172,680
JACKSON, JOHN	7	8,400	4,200			33,600	37,800
JARRETT, WENTWORTH	28	2,940,000	2,893,800			2,955,400	2,910,060
JENNINGS, JAMES	23	18,200	27,300			10,500	23,100
JETT, GARY	23					42,000	96,900
KAMLET, JEFFREY	212		1,032,850		50,400	6,300	1,065,650
KHAMVONGSA, PETER	5					2,800	5,600

Table 20. Individual Physician Certifications Overall, and Total Supply Ordered in all Certifications for Low-THC Cannabis and Medical Marijuana by Sublingual, Suppository, and Topical Routes from October 1, 2018 through September 30, 2019.

Physician County	Number of Physician Certifications	Total Supply (mg) Ordered Low-THC Cannabis Sublingual	Total Supply (mg) Ordered Medical Marijuana Sublingual	Total Supply (mg) Ordered Low-THC Cannabis Suppository	Total Supply (mg) Ordered Medical Marijuana Suppository	Total Supply (mg) Ordered Low-THC Cannabis Topical	Total Supply (mg) Ordered Medical Marijuana Topical
STATEWIDE	460,469	3,376,437,102	5,808,682,968	1,924,609,884	341,879,352	33,995,872,901	34,859,985,498
KHAWAND-AZOULAI, MARIANA	81	14,000	123,900		2,100	16,800	343,960
KLOPUKH, BORIS	<5						
KOFFLER, RICHARD	39	3,295,250	1,882,750				721,000
KOUKA, NABEEL	9	8,820	22,820				
LANDRON-GARCIA, LOURDES	<5		1,575				
LERMAN, ANDREW	198	73,860	93,280			37,400	406,260
LERNER, LAUREN	176		4,200		3,150	564,900	1,000,770
LEVIN, ESTHER	10	16,100	36,970			5,250	67,270
LEVINSON, ANDREW	21	70,000	112,250				
LIEBERMAN, BERNARD	538	8,477,550	9,327,940	31,500	31,500	3,737,250	4,607,320
LIPMAN, RICHARD	26	128,620	60,480			71,890	182,430
LOPEZ, RAYMOND	1,413				1,050	1,039,225	8,523,835
LOPEZ-BRIGNONI, EVELYN	8	105,000	54,250				
LUBETSKY, RONALD	65	5,400	123,300				27,300
LYN-LASSITER, SAFIYA	87	38,500	84,900		18,900	80,500	322,060
MACHADO, HUMBERTO	<5						4,200
MACKSOUD, DELORES	8		5,250				5,250
MAHL, CHARLES	9					6,300	69,000
MAIT, JARRED	10					7,700	12,600
MALANKAR, AMOL	342	233,710	590,590			253,260	592,510
MANASHIROV, RUSLAN	11	16,625	16,625			23,625	23,625
MANRESA, ALDO	50	960,125	1,072,125	31,500	31,500	946,550	1,063,300
MARIN, DANIEL	<5	7,800				6,150	
MARQUIS, DAVID	29	315,000	3,066,000	210,000	126,000	735,000	2,054,500
MARTIN DEL CAMPO, ALONSO	343	183,750	264,715	231,000	220,500	6,553,850	6,932,100
MARTINEZ, ADOLFO	<5					50,400	25,200
MARTINEZ-LU, KIANFA	23	37,980	30,450			98,810	127,300
MEDINA, SULEYKI	115	60,900	60,900	252,000		268,360	681,360
MEHTA, NIRAJ	48						7,000
MENDEZ, EDUARDO	547	97,300	100,100	79,350	79,350	5,660,315	5,725,820
MENDEZ, LUIS	<5	8,400					
MILLER, ZOE	<5	14,350					
MINSAL-BALLESTER, GERARDO	8		79,200				100,200
MIRANDA, ALTAGRACIA	<5	14,000	14,000			14,000	14,000
MOISE, GUY	326	914,110	1,445,325			234,075	323,540
MORALES, OSMIN	12					26,480	19,480
MOUHANNA, JOSEPH	9	14,000	20,825				39,030

Table 20. Individual Physician Certifications Overall, and Total Supply Ordered in all Certifications for Low-THC Cannabis and Medical Marijuana by Sublingual, Suppository, and Topical Routes from October 1, 2018 through September 30, 2019.

Physician County	Number of Physician Certifications	Total Supply (mg) Ordered Low-THC Cannabis Sublingual	Total Supply (mg) Ordered Medical Marijuana Sublingual	Total Supply (mg) Ordered Low-THC Cannabis Suppository	Total Supply (mg) Ordered Medical Marijuana Suppository	Total Supply (mg) Ordered Low-THC Cannabis Topical	Total Supply (mg) Ordered Medical Marijuana Topical
STATEWIDE	460,469	3,376,437,102	5,808,682,968	1,924,609,884	341,879,352	33,995,872,901	34,859,985,498
MUNOZ, JOSE	<5	105,000	105,000	21,000	21,000	126,000	126,000
NEUWIRTH, ZEV	18	29,400	48,300			39,900	86,100
NOBILE, ANJALI	25	30,450	118,650			2,100	22,540
OPPENHEIMER, JOSHUA	<5					8,400	8,400
PADRON, JOHN	15	129,000	451,200				288,000
PAIT, THEODORE	125	209,650	297,850			26,600	421,960
PEREZ, RENE	13	1,170	20,900			5,400	300
PEREZ, VIVIANA	11					8,900	71,190
PHILLIPS, J	128		301,850			782,450	119,220,750
PINO, ANTONIO	730	19,240,270	24,006,030	42,700	25,200	18,318,160	20,528,830
PINZON ARDILA, ALBERTO	<5						
POLGA, JUSTIN	8		21,000			6,300	6,300
POPP, HOWARD	71	184,454	234,408			26,560	132,484
POWELL, MICHELLE	58	1,294,060	1,489,300	1,134,000	1,138,200	1,227,560	1,438,380
PRIETO-HERNANDEZ, JOSE	6	2,800				28,000	
RABEN, KAREN	8	8,400					30,450
REINES, ARIEL	99					16,800	1,123,460
REMOS, JUAN	1,551	8,503,495	12,334,235	378,000	452,900	24,588,655	26,744,665
RESNICK, STEVEN	141	338,100	503,260	208,600	249,200	335,300	557,780
REYES, RHEINCHARD	17					10,500	10,500
RIVAS, AGUSTIN	<5			210,000			
RIVERA BUSCAGLIA, DANIEL	94	5,040	77,220				29,770
ROCA, ALEJANDRO	82	164,087	657,713			3,580	162,810
ROCHE, NORMA	<5	28,000	28,000	28,000	28,000	28,000	28,000
RODRIGUEZ ALVAREZ, HUMBERTO	1,240	2,806,450	11,752,305	2,048,900	10,584,850	29,646,445	53,970,513
RODRIGUEZ DE LA TORRE, JESUS	59	424,120	615,420	233,480	156,480	310,340	382,320
RODRIGUEZ, MAGALY	<5		2,660				
RODRIGUEZ, PEDRO	<5						4,200
RUBINOWICZ, BRUCE	760	7,000	20,800	48,800	69,600	18,987,060	19,455,020
SABBANI, ASHWIN	9					31,500	31,500
SAMUEL, VICKKI-ANN	97	28,000	185,500			70,500	802,100
SANCHEZ, CARLOS	112	758,300	336,593			25,900	258,990
SANTOS, GUILLERMO	16	135,000	605,000			36,000	186,000
SCHIFFMAN, LAWRENCE	65	829,700	867,800	51,800	51,800	836,700	864,550
SCHISANI, HOLLY	245	6,937,000	7,245,000			7,822,500	8,116,100
SCHOCHET, ELIE	16	21,000	217,720		63,000	21,000	182,460
SCHWARTZBARD, JULIE	41	4,200	11,490			13,650	5,115

Table 20. Individual Physician Certifications Overall, and Total Supply Ordered in all Certifications for Low-THC Cannabis and Medical Marijuana by Sublingual, Suppository, and Topical Routes from October 1, 2018 through September 30, 2019.

Physician County	Number of Physician Certifications	Total Supply (mg) Ordered Low-THC Cannabis Sublingual	Total Supply (mg) Ordered Medical Marijuana Sublingual	Total Supply (mg) Ordered Low-THC Cannabis Suppository	Total Supply (mg) Ordered Medical Marijuana Suppository	Total Supply (mg) Ordered Low-THC Cannabis Topical	Total Supply (mg) Ordered Medical Marijuana Topical
STATEWIDE	460,469	3,376,437,102	5,808,682,968	1,924,609,884	341,879,352	33,995,872,901	34,859,985,498
SEGAL, SCOTT	397	194,600	660,170			311,570	458,010
SENDE, FERNANDO	1,705	660,000	1,132,500		150,500	15,049,440	43,862,200
SERPA, JOHN	8		1,400				266,000
SHABANAH, FIKRI VICTOR	17	7,000	7,000			63,000	179,800
SINGER, ALLEN	14	1,500			2,100		4,860
STERN, JEFFREY	302	214,447,850	271,147,160	113,400,000	56,700,000	25,829,895,450	25,029,278,660
TABI, GEORGE	5					115,800	136,800
TEJEIRO, WILLIAM	175	193,080	138,305			28,740	35,970
TOLEDO, JOSE	5						4,510
URDANETA, MAYRE	1,187	45,500	115,500	546,350	1,017,750	57,875,230	97,238,190
VALLADARES, JOSE	<5						
VAN GINKEL, ERIK	29	408,000	144,000		168,000	465,400	42,000
VASQUEZ DUARTE, RICARDO	21	60,900	19,540			97,300	52,030
VAZQUEZ, SUZEL	11	193,800	87,500			46,200	64,600
VENDRYES, CHRISTOPHER	18	168,350	22,050			44,100	52,500
VILLANO, KATHRYN	<5					7,000	68,250
WAHLESTEDT, LISA	5	214,400	173,400			21,000	21,000
WEINER, MICHELLE	2,118	259,770	350,120	146,800	98,000	49,671,600	50,075,590
WHARTON, TOMAS	18	33,400	124,350	13,800	24,950	62,200	115,350
WILLIAMS, HAROLD	<5		7,000				5,250
WOLF, AIZIK	<5	21,000	13,650				
WONG, ANN-MARIE	586	56,700	107,100	37,800	37,800	2,973,420	4,433,880
ZAIAC, MARTIN	11					13,500	13,000
ZALIS, BRIAN	16	2,800	19,600			8,400	
ZAPATA, SHEENA	12					71,400	71,400
ZAYAS, SHERYL	<5	15,000				15,000	
ZHANG, MICHAEL	1,781	16,629,200	16,605,400	2,253,300	2,253,300	24,912,640	24,852,780
Monroe	1,600	8,988,017	12,232,997	439,250	617,470	8,424,200	13,444,609
BEYSOLOW, TAWEH	5						2,800
CATANA, ROBERT	75				7,000	1,684,400	910,300
CHARITY, JENNIFER	72	353,150	589,150			471,730	538,030
FLOYD, JULIE ANN	752	8,222,117	10,044,947	425,250	596,270	6,084,300	10,586,457
GERTH, ELIAS	47		25,900				2,100
GRIDER, DAVID	74	26,600	50,280				27,580
GUDICELLO, FRANK	74	171,170	50,700			25,710	3,450
JACKSON, JERRY	326		371,450			13,300	1,044,150
JOHNSON, JESSICA	19	94,500	105,000			113,260	205,240

Table 20. Individual Physician Certifications Overall, and Total Supply Ordered in all Certifications for Low-THC Cannabis and Medical Marijuana by Sublingual, Suppository, and Topical Routes from October 1, 2018 through September 30, 2019.

Physician County	Number of Physician Certifications	Total Supply (mg) Ordered Low-THC Cannabis Sublingual	Total Supply (mg) Ordered Medical Marijuana Sublingual	Total Supply (mg) Ordered Low-THC Cannabis Suppository	Total Supply (mg) Ordered Medical Marijuana Suppository	Total Supply (mg) Ordered Low-THC Cannabis Topical	Total Supply (mg) Ordered Medical Marijuana Topical
STATEWIDE	460,469	3,376,437,102	5,808,682,968	1,924,609,884	341,879,352	33,995,872,901	34,859,985,498
KEIFER, GREGORY	10	42,600	2,400				
LANGLEY, JOHN	<5						2,520
MCKNIGHT, RAYMOND	51	19,250	58,250	14,000	14,200	31,500	107,322
NORRIS, JOHN	88	57,580	934,920				14,660
RAE, IAN	<5	1,050					
Nassau	756	2,801,140	2,775,990	182,000	182,000	8,017,280	8,085,640
ATKINSON, ELIZABETH	9	60,640	29,190			20,900	45,370
FINA, LERA	5						
GOLDBERG, KANDIS	707	2,607,150	2,609,950	182,000	182,000	7,900,060	7,943,950
TAYLOR, THOMAS	9					82,320	82,320
WHITE, DAVID	26	133,350	136,850			14,000	14,000
Okaloosa	6,173	10,288,405	14,068,060	2,157,750	2,736,050	39,991,870	63,843,285
BANKS, GARRY	1,892	1,831,400	1,878,150	1,802,750	2,166,500	14,459,250	15,712,950
BAWA, NITIN	414	2,457,510	4,295,820			938,020	1,718,445
BRENT, JOHN	84		177,200			7,000	53,000
BRYAN, CYNTHIA	15	14,000	10,500	7,000	49,000	210,250	451,375
CASTANEDA, THADDAEUS	342	1,870,400	1,876,000	42,000	42,000	2,824,200	2,829,800
ESCOFFERY, WILLIAM	97					182,000	182,000
GEORGE-SAINTILUS, ERICA	18					14,000	14,000
GIVEN, MICHAEL	5					45,500	45,500
GOLDBERG, ERIC	332	585,600	617,100	222,000	250,000	3,160,100	3,356,100
GRANT, WILLIAM	67	108,000	122,000	56,000	91,000	401,500	518,700
HANSON, SVETLANA	206	2,252,465	2,873,910			1,975,170	2,279,915
MANOS, GINGER	27		199,500				1,400
MCCAIN, ELEANOR	15	7,000	7,000			3,528,000	3,528,000
MOHAMMED, SHEILA	444	799,430	1,534,580	7,000	15,400	263,900	535,860
MONTGOMERY, AARON	5	7,000	7,000			12,250	12,250
MOORE, BRENDA	36	7,000	2,850		57,750	257,100	239,900
REMARK-ZARATE, ROBIN	892	336,000	294,000	21,000	21,000	10,310,860	14,194,370
SIEGEL, ROBERT	30					294,000	294,000
TAVERNARIS, MICHAEL	28	12,600	150,400				14,000
ZANT, ALBERT	1,224		22,050		43,400	1,108,770	17,861,720
Okeechobee	146	235,720	569,360			14,400	44,520
KUMAR, RAMESH	139	235,720	569,360			14,400	44,520
SYED, MUHAMMAD	7						
Orange	22,184	165,429,288	210,382,601	3,689,150	4,497,130	291,149,601	396,381,143
ABDEL AL, NAGLAA	<5						

Table 20. Individual Physician Certifications Overall, and Total Supply Ordered in all Certifications for Low-THC Cannabis and Medical Marijuana by Sublingual, Suppository, and Topical Routes from October 1, 2018 through September 30, 2019.

Physician County	Number of Physician Certifications	Total Supply (mg) Ordered Low-THC Cannabis Sublingual	Total Supply (mg) Ordered Medical Marijuana Sublingual	Total Supply (mg) Ordered Low-THC Cannabis Suppository	Total Supply (mg) Ordered Medical Marijuana Suppository	Total Supply (mg) Ordered Low-THC Cannabis Topical	Total Supply (mg) Ordered Medical Marijuana Topical
STATEWIDE	460,469	3,376,437,102	5,808,682,968	1,924,609,884	341,879,352	33,995,872,901	34,859,985,498
AGGARWAL, BARBARA	466	591,850	824,250	84,000	141,750	9,369,600	10,306,150
ALDARONDO, SIGFREDO	5	55,300	53,900	11,200	9,800	51,100	49,700
ALEKSANDROVA, OLGA	<5	42,000	42,000	31,500	42,000	42,000	42,000
ANTONYRAJAH, BERNADETTE	<5						
AREVALO, CATHERINE	1,233	40,737,100	51,714,150	147,000	189,000	45,534,000	56,728,030
AWOSIKA, BANJI	39	42,000	518,900				85,750
BAIGABATOV, ELДАР	74	1,151,470	1,305,750			105,000	115,500
BAUTISTA-ROSAS, MARIN	15	70,000	87,500			183,750	236,250
BAWANY, MOHAMMED	38	5,250	1,750			3,150	1,750
BEHANI, AIDA	36	805,085	414,140			74,550	74,450
BELOSO, ISMAEL	495	95,200	35,000			4,819,450	5,922,510
BHALANI, KANTILAL	323	22,800	52,300		35,000	122,500	1,264,100
BONES, RAPHAEL	1,079	381,430	2,022,870		106,060	139,560	1,121,800
BUSER, DAVID	<5	266,000	350,000			287,000	371,000
CASTRO, IVAN	54	6,929,000	6,929,000	14,000		4,760,000	4,760,000
CHERUKUPALLY, PALLAVI	6		197,400				273,000
CILBRITH, DAVID	21					4,200	39,470
COHEN-NEAMIE, DANIEL	198	1,160,050	1,662,950		244,650	12,827,620	15,421,785
COOPER, CHARLENE	663	109,500	136,500	79,800	163,800	13,829,800	15,896,850
DANG, PATRICK	104	169,150	21,700			184,800	70,000
DAPHTARY, UDAY	63	253,030	335,235			37,480	81,820
DAVIS, RONALD	<5						
DEEN, RYAN	32				21,000	51,000	160,950
DESSLER, HARRIETT	322	7,068,600	8,469,300	105,000	105,000	1,195,820	1,645,000
DHILLON, MANVIR	6						
FERNANDEZ, SANDER	2,231	748,000	748,400	133,000	140,000	27,966,650	28,240,590
FOX, ANDREW	3,338	480,375	1,405,995	87,940	277,950	8,169,030	45,964,140
FRASER, OWEN	350	50,989,300	76,179,700	567,000	567,000	47,798,100	59,045,500
FUNEZ, KEVIN	<5	2,496				2,496	
GRAHAM, DAVID	22					308,650	289,475
GREEN, SUSAN	805	891,625	1,215,375	394,590	362,250	3,527,365	5,354,370
HARDING, VICTOR	11	168,000	84,000			192,500	105,000
HARDY, PHILIP	55	677,250	793,450			1,675,100	1,489,950
HARRY, EUDENE	12	15,400	38,850			4,200	63,000
HILL, NATHAN	<5						
HITCHCOCK, LARA	49	12,600	47,100			19,000	280,730
IVANOV, OLGA	43		10,400			721,000	59,400

Table 20. Individual Physician Certifications Overall, and Total Supply Ordered in all Certifications for Low-THC Cannabis and Medical Marijuana by Sublingual, Suppository, and Topical Routes from October 1, 2018 through September 30, 2019.

Physician County	Number of Physician Certifications	Total Supply (mg) Ordered Low-THC Cannabis Sublingual	Total Supply (mg) Ordered Medical Marijuana Sublingual	Total Supply (mg) Ordered Low-THC Cannabis Suppository	Total Supply (mg) Ordered Medical Marijuana Suppository	Total Supply (mg) Ordered Low-THC Cannabis Topical	Total Supply (mg) Ordered Medical Marijuana Topical
STATEWIDE	460,469	3,376,437,102	5,808,682,968	1,924,609,884	341,879,352	33,995,872,901	34,859,985,498
KHANNA, ASHOK	240	1,091,400	1,105,400	1,066,100	1,072,400	1,091,300	1,718,200
KIVETT, GERALD	298	12,943,200	13,291,800	147,000	126,000	14,502,600	14,572,240
KUSNETZ, NORMA	<5	1,400	11,900				
LANSKY, MEYER	42	63,000	160,950				
LEVINE, SCOTT	10	21,000	21,000			14,400	14,400
MAGSINO, MARISSA	288	3,903,325	3,610,910			1,176,000	2,858,200
MALLONEE, RONALD	103	43,400	62,860			903,680	1,284,150
MARCELIN, PRUDENT	100		28,065				46,880
MASLIN, STUART	903	45,500	45,500	33,600	25,200	3,849,150	3,881,700
MASRI, ADDAM	22		7,000				21,000
MILLS, WILLIAM	28					14,000	616,000
MUELLER, JEFFREY	27	5,600	28,140			1,750	4,200
NIELSEN, ANNETTE	<5	39,240	16,800			23,785	
NURIEL, GABRIEL	27	1,631,856	999,952			22,400	4,968
OLIVEROS, PEDRO	976	8,007,038	9,245,460	18,900	23,100	2,025,410	6,394,190
PATEL, VARESH	753	2,411,750	2,426,450	142,020	139,920	4,632,075	4,644,555
PICHON, ANDRE	<5					10,500	10,500
POWELL, BRIAN	30				1,750	4,000	13,000
QURESHI, IMTIAZ	76	18,900	4,800			20,340	71,180
RAJA, DEEPAK	<5					280	1,120
RAJU, BHASKAR	142	21,000		7,000		343,000	784,000
REDDY, RAM	64	1,108,540	1,708,950			167,920	174,130
RIVERA, ALBERTO	175	5,887,000	5,875,100	556,500	563,500	6,275,500	6,772,500
SADEK, AHMED	9	14,000					
SANCHEZ, DANIEL	<5						
SANGHRAJKA, NEHA	19						27,820
SCHULTZ, JASON	2,380	1,942,500	2,765,000			22,596,350	27,125,100
SHEKARI, SHIMA	77	56,700	56,700			2,700,600	2,700,600
SMITH, RICHARD	39					21,000	651,350
SMITH-MARTINEZ, CHERYLL	20	5,166,000	5,166,000			4,284,000	3,528,000
SNELL, GARY	725	4,851,090	5,430,300	7,000		3,695,690	3,729,900
STENZLER, STEPHEN	2,136	217,000	231,000	56,000	140,000	38,524,700	58,667,600
TEMPEL, RICHARD	28		7,000			21,000	56,000
UMPIERRE, ENRIQUE	91	130,150	147,385				107,620
WEAVER, HOWARD	140	1,868,838	2,226,114			221,700	340,020
WHEATLEY, RUSSELL	<5		4,200				
Osceola	3,516	21,966,440	21,607,360	147,000	208,700	308,725,750	310,416,150

Table 20. Individual Physician Certifications Overall, and Total Supply Ordered in all Certifications for Low-THC Cannabis and Medical Marijuana by Sublingual, Suppository, and Topical Routes from October 1, 2018 through September 30, 2019.

Physician County	Number of Physician Certifications	Total Supply (mg) Ordered Low-THC Cannabis Sublingual	Total Supply (mg) Ordered Medical Marijuana Sublingual	Total Supply (mg) Ordered Low-THC Cannabis Suppository	Total Supply (mg) Ordered Medical Marijuana Suppository	Total Supply (mg) Ordered Low-THC Cannabis Topical	Total Supply (mg) Ordered Medical Marijuana Topical
STATEWIDE	460,469	3,376,437,102	5,808,682,968	1,924,609,884	341,879,352	33,995,872,901	34,859,985,498
AFZAL, AJAZ	11						33,600
ASHRAF, SUALEH	6		15,450				
AVILA, DUBY	<5		5,400				
HARDOWAR, LATCHMAN	133	8,750	42,770			52,250	410,450
HENNINGSEN, HARALD	7						
KHAN, MOHAMMAD	26	308,000	527,050		14,000	121,800	243,600
KHAN, MUHAMMAD	32	14,000	129,510			5,600	4,200
LEVINE, HAL	<5		167,200				
LY, DUSTIN	31	50,200	50,800			40,000	61,000
MARTINEZ, RAFAEL	47			21,000	21,000	145,950	145,950
MCDONALD, JOHN	5	5,040	20,580				
MORALES COLON, MARICELIS	<5					3,500	
MORENO RIVERO, KEILER	79	2,245,950	1,220,450			40,250	157,500
PERFECTO VIERA, RAFAEL	7						
POULOS, PETER	49	7,000	10,500			3,500	53,200
RUZ-PAU, CARLOS	5		5,250				
THRASHER, MICHAEL	3,072	19,327,500	19,412,400	126,000	173,700	308,312,900	309,306,650
Palm Beach	42,704	234,220,477	2,229,673,214	6,981,360	12,575,345	325,372,094	688,888,135
ABDALLAH, NADER	5					4,200	
AGRESTI, MARK	52	8,500	151,950				36,900
AHMED, MUJAHED	85	101,200	306,850			7,000	109,850
ANDRE, PIERRE	74	1,400	65,361			9,000	30,080
ANDRICOPOULOS, GEORGE	765	14,208,100	15,350,170	273,000	315,000	9,980,700	11,921,540
ANTON, AMERICO	275				7,000	86,740	847,962
AQUA, KEITH	<5	886,200	16,740			4,200	
ASHBERG, SHERRYL	27	28,000	42,000			98,000	98,000
BACCHUS, ALBAN	51	1,206,500	1,270,600		41,700	627,200	602,000
BAFITIS, HAROLD	10						1,140
BAGO, MARIACLARA	276	411,050	1,076,900	3,600	34,000	132,200	595,500
BAIJNATH, JOAN	2,640	60,500	200,000	45,750	100,500	16,852,700	40,010,875
BAKER, JOHN	207	330,690	4,167,440			173,950	3,241,240
BALDA, LAURA	31	7,000	1,400		6,300	23,100	51,920
BARBOUR, MONIQUE	61	210,000	132,775		4,200	192,960	100,285
BEINHAKER, NEIL	96	504,000	1,344,000			588,000	252,000
BELOTTI, MICHAEL	401		42,000			4,178,800	4,136,800
BENAIM, MONROE	8		700			4,200	21,000
BENSIMON, JAIMY	9		36,120				18,000

Table 20. Individual Physician Certifications Overall, and Total Supply Ordered in all Certifications for Low-THC Cannabis and Medical Marijuana by Sublingual, Suppository, and Topical Routes from October 1, 2018 through September 30, 2019.

Physician County	Number of Physician Certifications	Total Supply (mg) Ordered Low-THC Cannabis Sublingual	Total Supply (mg) Ordered Medical Marijuana Sublingual	Total Supply (mg) Ordered Low-THC Cannabis Suppository	Total Supply (mg) Ordered Medical Marijuana Suppository	Total Supply (mg) Ordered Low-THC Cannabis Topical	Total Supply (mg) Ordered Medical Marijuana Topical
STATEWIDE	460,469	3,376,437,102	5,808,682,968	1,924,609,884	341,879,352	33,995,872,901	34,859,985,498
BERMAN, MIKHAIL	35		4,320			23,400	4,500
BERRY, ADAM	219	22,600	518,980			16,800	524,350
BLOCK, MICHAEL	8	641,900					
BOLTUCH, ROBERT	114	82,360	122,440		10,420		125,960
BONE, MELANIE	596	1,232,885	4,494,420	17,500	108,005	336,900	2,694,965
BRESKY, KENNETH	20	207,900	220,500			170,100	161,700
BRISKIN, ROBERT	<5		1,400				
BROWN, NEAL	12	42,000	42,000			462,000	462,000
BROWN, RYAN	6	1,400	2,100				10,500
CAMERON, BLAINE	48	51,800	61,250			39,900	14,000
CANASI, JAVIER	378	1,141,340	8,035,440		26,280	652,720	1,746,120
CANAVES-NUNEZ, SONIA	28	115,760	106,940			16,800	44,410
CARIDI, STEVEN	32	92,720	119,180			16,800	86,770
CARR, ORLON	322	10,253,620	14,268,830	257,250	354,450	5,305,715	9,520,325
CELIGOJ, FRANK	<5						
CHAPMAN, GLENN	52	34,440	502,611			15,960	87,525
CHRZAN, DOMINIK	544	260,400	288,050	354,030	354,830	9,246,575	9,867,755
CICHOWICZ, IVAN	<5	2,700	16,894				
COHEN, AARON	121	265,020	506,780			3,448,600	6,271,725
COLLINS, ROBERT	7	8,400	44,520			8,400	14,700
CONLEN, RICHARD	17		194,250			30,450	214,200
COOPER, HARRY	51	9,640	1,257,030			3,925,320	5,459,070
COSTELL, BRIAN	166	1,078,694	1,150,334			187,860	269,110
DAVIS II, CEDRIC	12	16,800	67,200				
DAVIS, MITCHELL	1,030	302,600	908,486			2,773,810	6,087,915
DELTOR, PIERRE	<5	14,700	14,700				
DELUCA, JOHN	35	98,000			21,000	308,000	294,000
DELUCA, MARK	42	147,700	557,550	63,000	81,900	84,000	126,000
DHANDA, ANAND	<5					82,250	61,250
DIAMOND, PAUL	8	117,600	117,600			195,680	195,680
DISCEPOLA, CONSTANTINA	252	875,150	615,560		14,350	4,749,500	2,641,800
DRUCKER, RICHARD	27	26,250	67,200				194,750
DUDLEY, ROBERT	715					96,740	726,000
DURAN, ROBERTO	137	488,230	926,735		10,500	105,000	285,360
EISENBERG, BRUCE	12	75,600	75,600			73,500	63,000
EL-HADDAD, AHMED	1,135	27,300	130,880		12,600	102,760	2,106,070
ETTEDGUI, DANIEL	71	48,650	301,700			15,750	77,000

Table 20. Individual Physician Certifications Overall, and Total Supply Ordered in all Certifications for Low-THC Cannabis and Medical Marijuana by Sublingual, Suppository, and Topical Routes from October 1, 2018 through September 30, 2019.

Physician County	Number of Physician Certifications	Total Supply (mg) Ordered Low-THC Cannabis Sublingual	Total Supply (mg) Ordered Medical Marijuana Sublingual	Total Supply (mg) Ordered Low-THC Cannabis Suppository	Total Supply (mg) Ordered Medical Marijuana Suppository	Total Supply (mg) Ordered Low-THC Cannabis Topical	Total Supply (mg) Ordered Medical Marijuana Topical
STATEWIDE	460,469	3,376,437,102	5,808,682,968	1,924,609,884	341,879,352	33,995,872,901	34,859,985,498
FERREIRA, MICHELLE	47	87,205	104,220			9,800	61,220
FICHMAN, HERBERT	77	44,100	163,220	37,800	224,175	462,850	906,275
FIDEL, JEFFREY	1,014	378,000	378,000	399,000	402,500	10,882,400	10,821,000
FORTIER, DANIEL	70	431,200	354,080	21,000	10,500	352,600	320,150
FRIEDMAN, JARROD	46	4,410	22,349			41,800	105,310
FRIEDMAN, ROBERT	22						66,800
FRISCH, ANNA	33	6,300	322,470			42,000	1,077,260
GALANTE, EDGARDO	11	6,325	880				
GARIB-SANKAR, ANITA	31						65,100
GHEN, MITCHELL	14	339,600	378,100			52,500	371,100
GIONIS, THOMAS	321	214,730	2,702,670		36,240	8,400	440,350
GIOVANELLI PORRATA, CLAUDIA	<5	1,200	600				
GIRARD, JOHN	94	198,934	82,450			6,950	11,200
GLOVER, LESLEY	43	300,090	397,680			289,590	413,940
GOLGOTIU, ADRIAN	<5		3,500			2,800	
GRABER, MYLISSA	40	98,784	152,156			85,960	181,588
GUNTHER, ROBERT	<5						
GUTHRIE, JENNIFER	1,229	26,250	74,270	63,000	70,000	15,294,860	21,633,205
HAO, YIHONG	16	23,450	5,600			2,240	9,450
HAYM, JEROME	779	10,577,350	1,910,705,550	221,000	262,500	23,025,000	79,034,950
HEVERT, DAVID	19	159,980	227,500			107,100	72,800
HORVATH, EDWARD	<5		8,400				
HOUSS, CAROLYN	7	16,800	30,800			5,600	19,600
HUNT, CHRISTOPHER	80	151,350	129,120	3,500		304,150	5,217,910
HUQ, ZAHIDUL	13	1,400	4,200			1,320	2,450
HUTTON, BRETT	19	11,200	84,770				6,300
JAFFE, KENNETH	51	5,400	4,800		1,200	1,400	24,800
JARIAL, RAVINDER	<5						
JAVED, MOHAMMAD	140	2,100	810,700			7,700	435,020
JEWELWICZ, DANIEL	<5		700				
JORDAN, THOMAS	<5	7,000	7,000			7,000	
JUSINO, EDUARDO	173		16,000	4,200	4,200	80,000	575,740
KAPLAN, EDWARD	7						
KATEB, DAVID	10		28,000				
KHAN, IRFAN	304			5,250	12,250	403,650	362,375
KILEY, LINDA	21	54,640	134,510			52,850	33,600
LALIA, JOSEPH	<5						

Table 20. Individual Physician Certifications Overall, and Total Supply Ordered in all Certifications for Low-THC Cannabis and Medical Marijuana by Sublingual, Suppository, and Topical Routes from October 1, 2018 through September 30, 2019.

Physician County	Number of Physician Certifications	Total Supply (mg) Ordered Low-THC Cannabis Sublingual	Total Supply (mg) Ordered Medical Marijuana Sublingual	Total Supply (mg) Ordered Low-THC Cannabis Suppository	Total Supply (mg) Ordered Medical Marijuana Suppository	Total Supply (mg) Ordered Low-THC Cannabis Topical	Total Supply (mg) Ordered Medical Marijuana Topical
STATEWIDE	460,469	3,376,437,102	5,808,682,968	1,924,609,884	341,879,352	33,995,872,901	34,859,985,498
LANE, KERRY	23	56,420	357,332	14,000	146,300	63,000	367,500
LAROCCA, TULISA	50	25,040	233,040			3,300	
LAUX, GARY	58	60,800	163,050			1,400	101,820
LEICHMAN, GERALD	402	1,283,775	1,337,910			728,220	1,720,770
LEVITT, ALISON	<5	3,500	14,000			7,000	7,000
LEWIS, BENNETT	405	6,418,600	3,510,350			815,000	6,828,800
LICHTSHEIN, GIL	370	342,975	1,871,250		21,000	302,663	533,183
LIOGIER-WEYBACK, LUIS ENRIQUE	180	875,420	1,179,650	78,750	42,000	1,057,350	1,922,825
LIPORACE, DAVID	66	47,040	293,320				67,900
LIPP, IRWIN	65	37,800	352,820				78,050
LIPSON, BRAD	283	12,383,460	39,429,870	2,307,000	4,274,100	10,143,330	24,849,990
LOPEZ-IVERN, FERNANDO	5		8,400				
LOSS, MICHAEL	530	29,000,200	38,190,000	42,000	56,000	29,000,200	38,190,000
LOVINGER, ROBERT	753	11,508,850	14,188,125		22,400	36,777,625	63,675,800
MALDONADO BURDETTE, EDWIN	763	365,160	966,410		11,400	198,250	635,000
MANDELL, KENNETH	9	94,660	9,380				34,700
MANSELL, KIMBERLY	13	21,000	74,375				14,000
MARKS, MITCHELL	6	21,000	16,800				18,200
MARTINEZ, GLADYS	311	434,700	555,450	170,100	338,975	8,964,055	9,407,400
MARTINOFF, RICHARD	13	8,750	3,500			29,225	41,625
MASSE, NICOLA	1,176	24,535,725	19,248,350	21,000	56,000	30,855,350	113,449,230
MATE, LASZLO	7						2,100
MATEZ, MITCHELL	<5	210,000					
MATILSKY, MERNA KAREN	106	171,850	463,565	52,500	77,000	62,580	198,015
MCCORMICK, MARK	<5						
MEISELMAN, HOWARD	1,024	638,940	1,877,840			87,400	1,170,290
MENDELOW, GARY	1,280	988,340	3,923,555		51,450	1,303,655	3,112,120
MERSON, MARCIE	79	1,169,680	1,163,680			488,100	497,500
MEWAR, SEETAL	43	15,690	11,840			40,795	12,800
MILLER, ADRIENE	48	114,600	373,500			5,600	38,500
MONTALVAN, JORGE	<5						
MONTOYA, JACQUELINE	52	335,550	335,755			50,712	146,984
MOORE, CELINA	<5	2,800					700
MORAES, BRIAN	84	304,500	388,500	25,200	16,800	191,800	322,000
MORGAN, ANNE	4,833	11,215,191	8,147,164	27,650	94,300	6,150,509	9,790,713
NAM, PEDRO	98	39,900	25,200			11,550	257,680
NIR, ITZHAK	17		174,900				

Table 20. Individual Physician Certifications Overall, and Total Supply Ordered in all Certifications for Low-THC Cannabis and Medical Marijuana by Sublingual, Suppository, and Topical Routes from October 1, 2018 through September 30, 2019.

Physician County	Number of Physician Certifications	Total Supply (mg) Ordered Low-THC Cannabis Sublingual	Total Supply (mg) Ordered Medical Marijuana Sublingual	Total Supply (mg) Ordered Low-THC Cannabis Suppository	Total Supply (mg) Ordered Medical Marijuana Suppository	Total Supply (mg) Ordered Low-THC Cannabis Topical	Total Supply (mg) Ordered Medical Marijuana Topical
STATEWIDE	460,469	3,376,437,102	5,808,682,968	1,924,609,884	341,879,352	33,995,872,901	34,859,985,498
NOBLE, ANJALI	15	10,500	1,142,400				49,000
OLIN, MICHAEL	26	86,450	131,600			14,000	14,000
ORELUS, EMMANUEL	7						27,500
PARIKH, NAVAL	9		8,400				19,800
PARIS, MARK	98					288,000	1,429,200
PARRILLA ROSARIO, EDWIN	26	18,650	27,860				12,810
PESSAH, ARYEH	73	384,420	444,765				930
PICKHOLTZ, DOV	591	888,070	1,722,698		1,050	122,920	540,140
PROVOST, TYLER	14		57,990				3,150
QUINONEZ, GERARDO	27	15,120	17,710			700	2,386
RAJAMANICKAM, SURESH	9	20,800	17,650			4,200	2,100
RAKOFSKY, JONATHAN	15	7,000	14,000		28,000	14,000	38,500
RAMIREZ, ANGELICA	<5	752,500	693,000			1,491,000	1,463,000
RATHBUN, KATHLEEN	88	87,850	206,080		2,800	72,450	414,950
ROBERTS, EVANS	<5						
RODELL, SUSAN	<5						
ROSENBLATT, MELANIE	65	177,000	230,190			91,350	139,150
ROSSELLI, MATTEO	<5						18,900
ROWLAND, WILLIAM	150	937,300	952,700			720,780	883,980
RUBIN, STUART	19	6,250	3,600				
RYMER, WILLIAM	1,785	2,970,154	3,342,714		100,800	4,005,600	11,077,530
SABIDO, MICHAEL	62	37,740	81,880		4,200		241,500
SADOW, SAMUEL	1,127	20,616,820	20,840,820			23,411,850	23,588,250
SANCHEZ, PEDRO	80	133,380	374,695			26,160	65,010
SCHNEIDER, ROBERT	127	39,690	137,340			596,430	644,700
SCHOLLE, JANET	<5	350	350			350	350
SCHWARTZ, PAUL	51	285,320	145,110			98,700	1,297,800
SCHWARZ, HAROLD	13	37,800	22,400			14,000	82,490
SEIDELMAN, RICHARD	69	3,500	125,044			13,110	41,728
SEMEL, LEWIS	14		11,900				4,200
SEVERSON, KAREN	6		875				
SHARMA, SHEKHAR	<5		36,050				
SHESTACK, ADAM	24	28,000	21,000			146,650	47,600
SIDDIQUI, SAMUEL	1,039	330,100	398,600	41,500	43,910	1,367,850	3,106,630
SILVER, STEPHEN	23						
SILVERMAN, JOEL	30	7,500	4,700				4,700
SILVERS, DAVID	<5						

Table 20. Individual Physician Certifications Overall, and Total Supply Ordered in all Certifications for Low-THC Cannabis and Medical Marijuana by Sublingual, Suppository, and Topical Routes from October 1, 2018 through September 30, 2019.

Physician County	Number of Physician Certifications	Total Supply (mg) Ordered Low-THC Cannabis Sublingual	Total Supply (mg) Ordered Medical Marijuana Sublingual	Total Supply (mg) Ordered Low-THC Cannabis Suppository	Total Supply (mg) Ordered Medical Marijuana Suppository	Total Supply (mg) Ordered Low-THC Cannabis Topical	Total Supply (mg) Ordered Medical Marijuana Topical
STATEWIDE	460,469	3,376,437,102	5,808,682,968	1,924,609,884	341,879,352	33,995,872,901	34,859,985,498
SINCLAIR, MICHAEL	110	284,460	344,360	56,260	64,100	544,960	735,540
SINGER, MELISSA	288	976,000	1,008,800	330,400	330,400	4,813,600	5,899,200
SLOTNICK, DAVID	10		11,250				
SPECTOR, STEVE	937	3,089,750	16,737,850		10,300	11,662,100	64,786,800
SPIRAZZA, CARL	67	12,600	145,426			8,400	73,250
STEIN, JEFFREY	875	2,516,080	2,541,090	44,470	67,200	1,130,040	1,786,870
STRATT, BRUCE	453					37,480	502,780
STRONG, DAVID	200	1,429,480	1,379,870			6,300	9,800
SZEINFELD, MARCOS	<5						2,800
TAMBINI, PAMELA	21	68,250	40,600			63,000	15,750
TARIQ, AMBREEN	1,695	28,271,180	38,316,700	1,045,940	1,253,100	18,385,330	30,652,110
TAUBMAN, RANDALL	<5						2,800
TAYLOR, ALEXANDRA	30	3,920				5,600	266,840
TEMER, ANYA	659	1,181,700	1,488,210	644,700	2,562,690	3,040,475	7,728,695
TENDLER, ARON	8		8,650		2,100		3,400
TUMMINIA, LOUIS	57	800	46,150				14,520
VIZCAINO, VANESSA	41	127,130	288,050			47,680	302,780
WARSHAW, IRA	22	138,500	193,580	1,050	1,050	93,450	92,750
WEINSTEIN, LAWRENCE	90	29,400	63,000			87,620	67,280
WHELIHAN, MAUREEN	321	1,728,030	4,217,450		1,400	180,600	1,777,810
WISHNOV, BRUCE	111		11,200			133,000	973,030
WOLEK, EMILY	1,596	14,514,570	14,476,350	309,960	367,920	8,245,230	14,904,856
WOYOME, STEPHEN	13						
YEE, GARVIN	8						1,200
ZAWADZKI, EDWARD	27	264,100	225,600			52,500	332,500
ZEMLIN, RICHARD	<5						
ZOPO, ALEX	102	75,250	745,245			11,200	416,500
Pasco	11,770	46,050,312	54,728,726	36,164,970	36,244,420	147,777,204	287,658,824
ALFORD MERCIER, CHARLENE	<5	35,000	35,000				
ANDRONICO, KENNETH	404	38,000	2,267,395		8,750	64,575	832,705
BAILEY, TIMOTHY	62	1,000,800	1,000,800	28,000	28,000	224,000	224,000
CANDELORA, PETER	446	2,831,430	4,754,300		18,900	405,950	675,000
CONDON, JAMES	18	19,520	82,600				
DE LA GARZA, MIGUEL	76		47,250			42,000	17,990
FERREIRA, ROBERT	539	63,000	8,400	75,600	86,800	4,814,600	11,959,060
FIETSAM, ROBERT	76	53,900	803,760				106,850
FORMAN, MITCHELL	400	24,570	1,224,651			3,150	284,400

Table 20. Individual Physician Certifications Overall, and Total Supply Ordered in all Certifications for Low-THC Cannabis and Medical Marijuana by Sublingual, Suppository, and Topical Routes from October 1, 2018 through September 30, 2019.

Physician County	Number of Physician Certifications	Total Supply (mg) Ordered Low-THC Cannabis Sublingual	Total Supply (mg) Ordered Medical Marijuana Sublingual	Total Supply (mg) Ordered Low-THC Cannabis Suppository	Total Supply (mg) Ordered Medical Marijuana Suppository	Total Supply (mg) Ordered Low-THC Cannabis Topical	Total Supply (mg) Ordered Medical Marijuana Topical
STATEWIDE	460,469	3,376,437,102	5,808,682,968	1,924,609,884	341,879,352	33,995,872,901	34,859,985,498
HASHIM, MARK	3,532	35,882,000	35,909,800	35,896,000	35,910,000	125,275,400	128,189,730
HAYNES, ERIC	41	2,400	820,885				37,550
HERSON, DAVID	6					11,200	8,400
HIGGINS, CYNTHIA	38	70,100	124,000			148,100	146,850
KARAGIOZIS, MICHAEL	<5		15,240				
LOGUIDICE, MICHAEL	881	5,263,992	5,594,155	8,750	8,750	3,111,150	56,507,420
MA, LI	47	65,360	43,305			8,550	3,660
MARKUS, PETER	387	182,700	1,326,525			92,400	886,200
PANGANIBAN, RUDOLFO	24					20,000	18,600
PARILO, KARINA	9		19,920			15,500	24,210
PATEL, TANMAY	3,976	46,200	21,000	111,120	123,720	6,976,579	7,015,299
RADICE, PETER	99	101,740	227,240				19,600
RAMIREZ, EDGAR	<5						
RUIZ, ESTEBAN	88	348,600	339,500	10,500	10,500	309,050	325,500
SYED, ASMA	13		7,000			154,000	154,000
VIEIRA, LEONARDO	600	21,000	56,000	35,000	49,000	6,101,000	80,221,800
Pinellas	46,771	228,061,630	267,451,238	14,450,410	30,246,907	640,185,918	710,725,631
ABDOOL, SHEREZA	36					15,750	29,750
AGIN, BRENT	94	12,600	12,600				186,967
ANDERSON, KATHY	107					1,121,560	1,193,960
ANDRIOLA, MICHAEL	46	722,240	528,100			82,800	177,800
ASARE, KINGSLEY	23	51,480	38,850			10,500	10,500
AVERY, LISA	406	4,319,700	4,387,250	4,247,400	4,299,200	6,694,565	6,806,940
BALDIZZI, ANTHONY	13	38,200	36,450			21,000	93,480
BECKER, DAVID	15	42,000	198,800			42,000	567,600
BEYER, JOEY	1,038	1,625,400	1,665,400	52,500	52,500	4,326,650	4,292,450
BOTTARO, NICHOLAS	1,891				70,000	19,934,850	19,880,400
BOWMAN, STEVEN	25	135,100	138,600		6,300	66,500	52,500
BROWN, LORA	2,392	4,767,700	4,975,900	216,360	201,900	37,001,050	44,659,970
BROWNE-KING, ESTHER	70					724,500	724,500
BRUNO, MICHAEL	10					77,000	98,000
BRUNSON, ADAM	116	52,360	76,800			42,800	327,840
BUNCH, JENNIFER	147	1,020,055	1,418,030	67,200	92,400	345,100	697,360
CABELLO, DANIEL	132	65,200	69,360			195,330	220,530
CAMPANILE, RICHARD	424	136,000	119,600	80,850	125,650	2,056,200	2,082,340
CANTON, LARRY	49	10,500				21,000	1,726,890
CAPPIELLO, GERARD	<5					3,500	3,500

Table 20. Individual Physician Certifications Overall, and Total Supply Ordered in all Certifications for Low-THC Cannabis and Medical Marijuana by Sublingual, Suppository, and Topical Routes from October 1, 2018 through September 30, 2019.

Physician County	Number of Physician Certifications	Total Supply (mg) Ordered Low-THC Cannabis Sublingual	Total Supply (mg) Ordered Medical Marijuana Sublingual	Total Supply (mg) Ordered Low-THC Cannabis Suppository	Total Supply (mg) Ordered Medical Marijuana Suppository	Total Supply (mg) Ordered Low-THC Cannabis Topical	Total Supply (mg) Ordered Medical Marijuana Topical
STATEWIDE	460,469	3,376,437,102	5,808,682,968	1,924,609,884	341,879,352	33,995,872,901	34,859,985,498
CARVALLO, EDWARD	1,879	22,492,400	22,729,250	31,500	31,500	16,538,100	12,575,650
CHEESMAN, DAVID	18	1,134,000	1,134,000			1,890,000	1,890,000
CHIARELLO, NANCY	507			21,000	21,000	5,287,300	5,273,300
CHIPMAN, HOWARD	101				26,600	117,600	630,384
CHUNG, CHARLES	881	84,000	84,000	91,000	91,000	9,348,250	9,317,650
CORZO, HECTOR	33	12,950	28,350			1,690	4,200
CROWLEY, EMILY	917	1,832,600	1,751,400	1,442,000	1,442,000	22,826,560	24,133,340
DECOSMO, JOHN	731	18,480	136,570			346,160	1,643,240
DELUCIA, EUGENE	67	357,240	1,134,024	56,000	56,000	332,810	384,430
DEUTSCHER, EDWARD	160					5,600	126,700
DEVRIES, BENJAMIN	7						
DIDONNA, MICHAEL	106					17,500	270,390
DRYER, JOSEPH	598	138,600	234,150		94,740	881,140	2,830,325
ELLIS, NATALIE	1,030	649,700	599,300	140,000	140,000	22,948,450	23,577,490
FINE, STEVEN	15	63,000	63,000			798,000	798,000
GARCIA-LEYVA, GISELA	<5		15,652			15,532	9,600
GILROY, PATRICIA	17	69,800	81,200			128,100	135,100
GOLDSTEIN, GARY	92					1,003,900	1,003,900
GROSSGOLD, ANDREAS	<5		7,560				
HAYNES, SHERYL	288	10,735,850	23,589,890			7,953,700	13,469,400
HORNER, TAMI	53	1,624,800	1,637,400			1,624,800	1,623,400
HOSSAIN, IMTIAZ	32		8,400			4,200	
KAMAJIAN, GEORGE	1,009	563,300	679,920		5,250	7,497,900	23,368,200
KAUZLARICH, JOHN	18	129,150	138,600			75,600	75,600
KHALAF, MOHAMED ABDEL	10					819,000	763,000
KHAN, ABRAHAM	541	4,509,400	5,400,585	21,000	21,000	4,442,900	5,034,320
KHOUSAKOUN, SOMPHANH	11	32,550					
KOTAK, TANUJA	21	16,800	15,400			1,400	
LANDAU, IRWIN	19					199,500	199,500
LANDRY, ABNER	11	42,480	42,000				
LEIMBACHER, JEFFREY	1,496			21,000	21,000	33,162,500	33,256,300
LESLIE, FRED	11		100,308	2,200	39,952	3,080	41,228
LEVINE, BRETT	120				25,470	37,100	678,025
LIBREROS-CUPIDO, JAIRO	45	4,200	82,600			4,200	10,500
LIN, JENG	49	96,160	87,760			35,000	35,000
MAINOR, HENRY	217	1,380,730	1,382,940			713,620	823,060
MARGOLIN, JERRY	606	14,129,500	14,687,450	69,300	69,300	15,038,600	16,661,150

Table 20. Individual Physician Certifications Overall, and Total Supply Ordered in all Certifications for Low-THC Cannabis and Medical Marijuana by Sublingual, Suppository, and Topical Routes from October 1, 2018 through September 30, 2019.

Physician County	Number of Physician Certifications	Total Supply (mg) Ordered Low-THC Cannabis Sublingual	Total Supply (mg) Ordered Medical Marijuana Sublingual	Total Supply (mg) Ordered Low-THC Cannabis Suppository	Total Supply (mg) Ordered Medical Marijuana Suppository	Total Supply (mg) Ordered Low-THC Cannabis Topical	Total Supply (mg) Ordered Medical Marijuana Topical
STATEWIDE	460,469	3,376,437,102	5,808,682,968	1,924,609,884	341,879,352	33,995,872,901	34,859,985,498
MAZA, RICHARD	53	1,433,480	4,176,000			970,340	4,106,600
MEADOWS, WILLIAM	242	112,000	1,930,175		576,625	35,310	1,366,341
MONROE, KAREN	736	9,990,540	10,000,740	14,700	4,900	5,573,260	7,983,120
MONSON, ANTONIO	683	5,060,915	5,162,275	214,200	193,200	12,619,205	12,977,325
MURRAY, MICHAEL	<5	70,000	70,000			70,000	70,000
NIELSEN, JAMES	246	4,956,000	4,928,000	4,536,000	4,578,000	10,234,040	10,217,200
NUTINSKY, CHARLES	1,965			21,000	21,000	20,568,000	20,543,500
OLSZEWSKA, PAULINA	625					6,562,500	6,562,500
OSTRZENSKA, KATARZYNA	<5						
PALANCA, EDUARDO	519	5,474,000	5,407,500			9,994,000	10,035,900
PHILLIPS, BRANDI	55	1,750,800	1,768,000			1,893,600	1,768,000
POLLAN, ALINA	39	26,440	26,440			34,300	34,300
POLLOCK, DIANA	82	469,510	508,710			449,316	504,320
RIKER, SYLVAN	882	10,322,550	10,312,050			7,368,620	5,819,520
RINDE, JOHN	499	6,700,050	6,700,050			4,288,650	3,891,750
ROBINSON, STACEY	17	68,380	45,040	11,200	11,200	11,200	11,200
RODRIGUEZ, KATHERINE	13					58,100	
ROPHIE, RALPH	973	156,200	17,503,370	182,100	14,884,970	698,000	17,505,586
ROSEWATER, STANLEY	823	10,399,270	10,415,270			6,034,070	5,876,470
ROSIN, JOSEPH	<5					42,000	56,000
ROTHMAN, JACK	2,861	126,000	252,000	220,500	220,500	30,760,600	30,831,750
SALCEDO, STEPHEN	528	14,000	28,000			5,537,000	5,519,500
SAMUELSON, HEATHER	189					1,984,500	1,984,500
SANKOORIKAL, ANTONY	11	660	1,350			1,750	1,750
SCHNEIDER, JEAN-RAPHAEL	317	136,000	172,840		2,800	208,680	599,360
SCHOW, DENISE	2,755	262,500	304,500	221,200	263,200	29,243,150	29,251,500
SCHOW, DOUGLAS	1,661	340,500	336,000	336,000	336,000	17,740,150	17,740,550
SHAH, SADHANA	10	2,600	12,440				
SHAPIRO, DAVID	86	630,000	608,300			520,100	495,600
SINAIKIN, PHILLIP	57	549,500	560,000	42,000	42,000	1,487,500	1,533,000
SIRNA, ELIZABETH	33	75,600	75,600			218,300	290,320
SPRINGS, JULIA	1,067	7,389,500	7,269,740	501,500	562,500	34,214,100	37,645,450
STOICI, ROXANA	7	46,900	62,300	31,500	31,500	43,820	34,580
STRIKOWSKY, STUART	934					9,772,600	9,772,600
SUBRAMANIAN, VALLI	<5	4,200	4,200				
SZABO, BRIAN	3,364	140,000	210,000	170,900	112,000	35,267,450	35,341,320
TAHIRAJ, GENTI	77					3,678,600	3,570,500

Table 20. Individual Physician Certifications Overall, and Total Supply Ordered in all Certifications for Low-THC Cannabis and Medical Marijuana by Sublingual, Suppository, and Topical Routes from October 1, 2018 through September 30, 2019.

Physician County	Number of Physician Certifications	Total Supply (mg) Ordered Low-THC Cannabis Sublingual	Total Supply (mg) Ordered Medical Marijuana Sublingual	Total Supply (mg) Ordered Low-THC Cannabis Suppository	Total Supply (mg) Ordered Medical Marijuana Suppository	Total Supply (mg) Ordered Low-THC Cannabis Topical	Total Supply (mg) Ordered Medical Marijuana Topical
STATEWIDE	460,469	3,376,437,102	5,808,682,968	1,924,609,884	341,879,352	33,995,872,901	34,859,985,498
TALATI, AMAR	552	5,930,200	5,875,320	49,000	64,400	6,496,500	8,047,160
TAYLOR, MARC	5	112,400	182,400			56,000	106,600
TEEKELL-TAYLOR, LEAH	335	8,591,400	8,731,400	42,000	42,000	5,760,800	5,843,400
TEYTELBAUM, RENATA	161	1,161,370	1,270,689	16,800	15,750	270,410	362,050
THOMAS, MARI	2,075	38,801,700	39,067,000	140,000	182,000	85,627,350	85,458,300
VAN BENSCHOTEN, CHRISTOPHER	1,363	16,856,400	17,331,150	741,500	781,100	39,603,400	43,965,900
VERMA, DEEPA	52	1,089,900	1,089,900			274,000	274,000
WALLACE, ROBERT	13		42,000				185,500
WESTON, KHALILAH	31	309,400	164,640			16,800	1,137,250
YCAZA, LUIS	465	15,384,540	15,328,400	399,000	388,500	11,282,400	11,194,900
ZHENG-SMITH, WENTING	543					5,733,000	5,733,000
Polk	4,516	51,475,965	62,171,123	3,918,480	6,956,336	51,904,838	62,129,566
AHLUWALIA, PRAMJEET	14	48,650	48,650			17,500	21,000
ALVARADO, RONY	22	56,000	56,000			154,000	154,000
BOLARAM, JAYANTH	127	17,500	84,700			24,850	183,400
HUANG, CHARLES	39	6,000	19,250				42,100
ISSAR, JEETENDRA	46		2,800			5,600	
ISSAR, REKHA	35					3,500	11,900
JORGE, JAIME	24	45,500				29,400	
KALAN, SHIVAM	<5	3,500	5,250				
KAUFMAN, SETH	17	36,400	66,850			33,950	34,020
KHAN, AFTAB	31	2,400	72,850				
LOUISVILLE, TOMMY	157					8,000	13,584
MIRANDA, FERNANDO	36	808,500	808,500			1,626,500	1,623,700
MONDELLO, CHRISTOPHER	786	7,520,520	12,895,680	3,862,480	6,780,760	7,525,420	12,916,680
MOORE, JAMES	23	40,460	12,600			4,200	
NAVARRO, RICARDO	14	75,600	127,800		35,400	77,700	127,800
OKAFOR, CHUKWUKA	8						
ROBINSON-FARAH, GRAHAM	801	473,085	3,291,498	14,000	84,176	201,468	1,114,232
RUBENSTEIN, LISA	<5	700	700				
SAYLOR, JASON	50	336,700	350,700			326,200	340,200
SCHWARTZ, JEFFREY	2,101	41,717,800	43,892,175	42,000	56,000	41,455,300	45,106,650
SMITH, WANDA	<5		8,200			14,000	72,400
TORRES, BENITO	81	286,650	426,920			367,500	295,450
VERNIER, ERIC	96					29,750	72,450
Putnam	40	291,975	294,075			104,915	101,765
PENDRAK, ROBERT	40	291,975	294,075			104,915	101,765

Table 20. Individual Physician Certifications Overall, and Total Supply Ordered in all Certifications for Low-THC Cannabis and Medical Marijuana by Sublingual, Suppository, and Topical Routes from October 1, 2018 through September 30, 2019.

Physician County	Number of Physician Certifications	Total Supply (mg) Ordered Low-THC Cannabis Sublingual	Total Supply (mg) Ordered Medical Marijuana Sublingual	Total Supply (mg) Ordered Low-THC Cannabis Suppository	Total Supply (mg) Ordered Medical Marijuana Suppository	Total Supply (mg) Ordered Low-THC Cannabis Topical	Total Supply (mg) Ordered Medical Marijuana Topical
STATEWIDE	460,469	3,376,437,102	5,808,682,968	1,924,609,884	341,879,352	33,995,872,901	34,859,985,498
Santa Rosa	1,032	595,720	475,400	1,011,500	1,011,500	22,042,580	22,246,230
BARBER, LAURA	240			42,000	42,000	5,120,500	5,120,500
BROWN, RACHEL	311					11,046,000	11,046,000
CABREROS, FLORA LORNA	15	7,120	5,800				9,700
GARG, PURUSHOTTAM	93		6,300			20,580	22,380
HUDSON, JANICE	19	8,400	2,100				22,050
IGLEBURGER, JAMES	234	21,000	21,000			2,221,800	2,223,900
SHARP, ELAINE	84	154,000	28,000	945,000	945,000	3,214,500	3,333,500
VIGLIONE, DEBORAH	36	405,200	412,200	24,500	24,500	419,200	468,200
Sarasota	25,027	388,605,529	189,520,468	1,570,035,440	13,966,145	978,470,024	798,739,577
ANGELASTRO, NICHOLAS	279	68,600	302,000			315,700	1,046,300
ARISTIMUNO, JOAQUIN	103	273,000	329,000			779,100	969,350
ARNE, ELMER	18	84,000	252,000			178,200	276,400
AUNG-DIN, RONALD	791	20,745,760	22,246,915	56,000	52,500	11,213,038	11,376,253
BENZING, PEGGY	805	4,405,524	4,490,920	2,508,100	2,550,100	29,175,330	30,309,430
CHEN, WELLINGTON	122					4,417,250	2,519,250
COLE, WILLIAM	113	19,600	839,496			54,600	927,214
DE LOACH, VICTOR	115	10,808,000	10,808,000	5,831,000	5,726,000	10,892,000	10,892,000
DIENER, HOWARD	147	2,714,150	7,909,820			332,500	815,575
ELSBREE, SCOTT	<5	126,000	126,000	126,000	126,000	126,000	126,000
ERB, DONALD	456	21,000	28,000	14,800	19,700	2,474,115	4,144,875
FARAG, NAGY	1,778			42,000	56,000	53,970,000	54,716,492
FERNANDEZ, PETER	<5						
GAUDIEL, REMO	269	1,638,000	1,652,000	1,638,000	1,638,000	9,715,800	9,687,800
GERMAIN, JACQUELINE	559	42,000	42,000	42,000	42,000	5,867,550	5,881,542
GORDON, BARRY	5,665	248,500	357,000	1,556,324,000	1,158,500	238,164,604	238,853,400
GRUBBS, GERALD	417	5,341,000	5,355,000			15,602,800	16,694,800
GUPTA, VIRIND	35	70,014	502,534				
HALIM, TARIQ	143	2,216,250	2,765,750			1,098,750	1,497,775
HARRIS, JUSTIN	34	28,000	104,825			58,800	45,550
HARVEY, FRED	72	1,151,500	1,390,790		28,000	561,035	719,050
HENSON, KENNETH	<5	7,000	10,500				
HOFFMEISTER, TIMOTHY	2,475	171,500	374,500	816,000	581,500	102,747,810	102,599,670
HUME, DANIEL	9	4,200,000	4,200,000			4,200,000	4,200,000
IZMIRLIAN, DOROTHY	24	336,000	577,100		28,000	56,000	231,000
KALNOKY, ACHILLES	1,084	220,140	387,060	14,700	21,000	14,707,100	24,254,500
KUNSTMAN, HEIDI	574	28,000	28,000	420,000	420,000	48,047,600	47,879,600

Table 20. Individual Physician Certifications Overall, and Total Supply Ordered in all Certifications for Low-THC Cannabis and Medical Marijuana by Sublingual, Suppository, and Topical Routes from October 1, 2018 through September 30, 2019.

Physician County	Number of Physician Certifications	Total Supply (mg) Ordered Low-THC Cannabis Sublingual	Total Supply (mg) Ordered Medical Marijuana Sublingual	Total Supply (mg) Ordered Low-THC Cannabis Suppository	Total Supply (mg) Ordered Medical Marijuana Suppository	Total Supply (mg) Ordered Low-THC Cannabis Topical	Total Supply (mg) Ordered Medical Marijuana Topical
STATEWIDE	460,469	3,376,437,102	5,808,682,968	1,924,609,884	341,879,352	33,995,872,901	34,859,985,498
LEXOW, STEPHEN	<5						
MAMUS, STEVEN	7						8,400
MARA, ROBERT	242	340,840	375,000	21,000	10,500	1,244,860	1,759,820
MASON, CLAUDE	73	1,790,500	1,904,100			981,500	1,129,700
MAURIELLO, JOHN	<5	28,000	28,000				
MERRITT, LISA	14	20,650	25,050			3,500	51,720
PATEL, GIRISH	8	50,750	53,375	42,000	44,625	50,750	53,375
PFABLER, KENNETH	149	1,092,000	1,092,000	1,092,000	1,092,000	2,127,600	2,463,600
SIMOVITZ, RICKY	25	21,000	1,161,000				336,000
STEIN, DANIEL	3,589	309,099,710	98,637,590	1,031,040	336,480	309,128,510	98,608,790
TAYLOR, JANET	15	639,366	685,098			500,862	469,572
THORNLEY, VIRGINIA	373	3,278,300	3,271,400			5,807,050	5,945,685
TRAVNICEK, PETRA	19	4,200	9,800			39,690	51,135
VASS, SUZANNA	6	61,950	42,000				
WOLPMANN, MICHAEL	282	9,111,125	9,069,125		14,000	5,273,600	5,322,600
ZALKIN, ADALINE	4,126	8,103,600	8,087,720	16,800	21,240	98,556,420	111,875,354
Seminole	8,240	19,755,450	36,167,180	20,689,150	20,804,860	81,852,463	120,512,358
ALONSO, KENNETH	12	5,600				35,410	4,200
BALDWIN, ALICIA	59	5,100	900			886,400	852,650
BRINSON, ASHTON	618	1,653,980	10,845,660		7,000	1,036,550	6,728,200
BRUNO, PATRICIO	<5	210,000	210,000			490,000	490,000
BURROWES, ADRIAN	87	106,620	177,030			15,400	78,540
CANNIZZARO, JOSEPH	<5					6,000	
CEDENO, JOSE	1,262	11,568,510	16,900,790	51,450	67,550	12,363,030	22,014,490
CHANLATTE-ITHIER, MARINO	1,707	84,000	176,750	20,349,000	20,349,000	28,055,890	41,881,720
FLETCHER, BRANDON	726	545,300	542,810	131,200	181,410	14,127,700	15,725,755
HOFFEN, BRUCE	<5						
MACISAAC, KATHLEEN	77	38,500	38,500			495,055	781,540
MILTENBERGER, CHESTER	901	337,510	307,420		6,000	5,144,778	5,500,788
MORALES, ALLAMM	<5	19,200					
NAGALAPADI, VENKATESH	62	158,380	442,840			67,640	112,456
OH, GREGORY	110					20,300	13,270
RICHARDSON-PRICE, MARLA	454	79,800	46,200	21,000	21,000	6,249,600	6,291,320
SCHLAPPER, BRENT	855	4,267,030	5,158,300		36,400	1,253,170	7,546,589
SEIFERT, WALTER	203	108,640	110,650			15,540	13,860
SELSKY, CLIFFORD	38	546,280	1,188,330			434,000	1,286,580
ZELIKOVSKY, SHIRLEY	1,060	21,000	21,000	136,500	136,500	11,156,000	11,190,400

Table 20. Individual Physician Certifications Overall, and Total Supply Ordered in all Certifications for Low-THC Cannabis and Medical Marijuana by Sublingual, Suppository, and Topical Routes from October 1, 2018 through September 30, 2019.

Physician County	Number of Physician Certifications	Total Supply (mg) Ordered Low-THC Cannabis Sublingual	Total Supply (mg) Ordered Medical Marijuana Sublingual	Total Supply (mg) Ordered Low-THC Cannabis Suppository	Total Supply (mg) Ordered Medical Marijuana Suppository	Total Supply (mg) Ordered Low-THC Cannabis Topical	Total Supply (mg) Ordered Medical Marijuana Topical
STATEWIDE	460,469	3,376,437,102	5,808,682,968	1,924,609,884	341,879,352	33,995,872,901	34,859,985,498
St. Johns	4,803	17,518,880	34,916,835	499,470	521,450	23,615,780	53,520,325
CARTWRIGHT, JOSEPH	130	138,320	127,120			342,155	431,755
CORNEAL, SCOTT	30	48,710	29,315				
COVINGTON, DONALD	<5						
ECKERT, ROBERT	1,442			280,000	252,000	14,926,850	14,907,050
ELKINS, ROBERT	809	486,300	16,344,900		27,600	597,600	13,809,700
FREIDENSTEIN, JAMES	79	7,000	2,100		8,400	345,300	449,020
GIBSON, GREGORY	<5	5,200	3,600				
GRIFFIN, RYAN	39	870,800	898,800			940,800	943,600
HENRY, JOSHUA	1,399	75,250	77,100	28,070	37,450	530,275	16,282,600
LONG, ADRIAN	490	15,887,300	17,427,300	189,000	189,000	5,833,150	6,183,150
MODEL, DMITRIY	183		6,600	2,400	7,000	66,400	281,200
SOLEYMANI, SAMAN	167						13,000
TOCHTENHAGEN, CHLOE	33					33,250	219,250
St. Lucie	7,700	108,171,951	132,859,472	15,739,965	17,699,510	84,978,248	125,653,355
BALL, ADAM	6		280				
BLUM, MICHAEL	25		10,500			5,600	19,320
CHING, PEGGY	1,796	33,187,790	42,184,850	30,800	78,050	14,528,045	30,536,850
CONIDI, FRANCIS	85	4,200	4,200			45,400	16,100
DAMERON, DANA	7						700
ELLIOTT, PAUL	29					4,200	17,500
ESCOBAR, JUAN	103	2,800	55,300			9,450	104,850
EUGENE, JEAN-MARIE	25	668,500	840,000	535,500	609,000	598,500	714,000
FERNANDEZ MIRO, ULISES	8		31,070			600	
GLENER, DAVID	9						
HILL, JAMES	626	263,710	1,006,350	157,100	183,900	2,307,798	12,611,790
HOPPE, LEIGH	<5						
IANNOTTI, NICHOLAS	70	1,045,800	1,565,200	63,000	105,000	1,149,000	1,579,200
KAUFFMAN, DEBORAH	118	12,000	10,800			37,800	85,700
LAMPARD, WILLIAM	152	10,750	119,640			44,100	260,720
MCCAIN, JESSICA	3,150	67,448,670	74,028,765	14,665,200	16,289,220	37,878,200	45,858,050
PORRAS POLO, ERNESTO	12	14,700	48,870				124,600
POTO, ANTONIO	67	85,400	85,400			47,600	653,280
RINCON, GEORGE	30	442,400	535,560	2,240	2,240	444,640	535,560
ROSEN, SETH	13	259,000	240,800	42,000	42,000	207,900	207,900
SCHMIDT, PAUL	8	26,956	9,216			100	56,780
SIGMAN, TIMOTHY	839	2,653,135	8,637,615	202,125	346,500	24,866,140	28,501,000

Table 20. Individual Physician Certifications Overall, and Total Supply Ordered in all Certifications for Low-THC Cannabis and Medical Marijuana by Sublingual, Suppository, and Topical Routes from October 1, 2018 through September 30, 2019.

Physician County	Number of Physician Certifications	Total Supply (mg) Ordered Low-THC Cannabis Sublingual	Total Supply (mg) Ordered Medical Marijuana Sublingual	Total Supply (mg) Ordered Low-THC Cannabis Suppository	Total Supply (mg) Ordered Medical Marijuana Suppository	Total Supply (mg) Ordered Low-THC Cannabis Topical	Total Supply (mg) Ordered Medical Marijuana Topical
STATEWIDE	460,469	3,376,437,102	5,808,682,968	1,924,609,884	341,879,352	33,995,872,901	34,859,985,498
SWANSON, PAUL	24	290,500	565,000	21,000	21,000	266,000	538,600
SWARTZ, SIDNEY	<5		7,000				
WERTHEIM, MICHAEL	13	122,700	612,700			206,700	262,700
YECKES RODIN, HEATHER	66	843,500	1,390,000	21,000	22,600	1,264,900	1,599,000
ZELINKA, MAUREEN	417	789,440	870,356			1,065,575	1,369,155
Sumter	4,208	58,931,420	204,609,100	1,069,300	985,140	31,340,825	179,033,355
BELL, MARGARET	7						
BISBY, SHERI	466	55,007,920	198,142,700			7,451,000	110,368,700
CASTALDO, JOHN	144	945,000	4,171,650			105,000	882,000
DSTTEFFANO, DANIEL	82		28,000				327,350
ECKLIND, JERROLD	57	476,000	483,350	21,000	21,000	462,000	459,200
HANNUM, ROBERT	3,428	2,481,500	1,653,900	1,048,300	964,140	23,301,825	66,950,605
OLLIVIERRE, CARL	15		3,500			17,500	7,000
RAMIREZ, GERARDO	8	21,000	126,000			3,500	38,500
SERRA, HIGINIO	<5						
Suwannee	248	24,879,200	19,700,550			2,044,000	17,040,100
MOORE, EDWIN	248	24,879,200	19,700,550			2,044,000	17,040,100
Volusia	15,056	160,186,024	64,062,495	48,212,200	36,437,800	317,471,801	295,120,924
BENEZETTE, ALYN	1,736	112,000	409,500	28,000	203,000	56,818,500	85,120,050
BENTLEY, JAMES	809	137,496,840	30,782,040	17,568,400	4,416,600	83,499,670	21,329,560
BERNARD, JOHNNY	3,037		1,200	29,952,250	29,954,550	105,565,551	105,854,121
BOHANNON, JOHN	7						
BRADY, WILLIAM	<5						
CHANMUGAM, JAY	172	21,000	789,860			10,500	334,575
CHEWNING, JOHN	197	357,000	2,120,994			400,900	1,133,080
COLLAZO, SYLVIA	32		35,000				
CORAK, JEFFREY	<5						
CROUCH, EUGENE	5	129,500	77,000				
DUREN, LAURA	11		4,200				889,140
ESMAIL-RAWJI, ADAM	<5	10,500	3,500			10,500	3,500
FELDMAN, ANDREW	56	30,100	301,815				36,480
GAREWAL, MANDEEP	54	18,900	47,950			18,900	23,100
HALL, PAULA	143	160,104	300,406		4,200	331,095	1,372,350
HANFLINK, NATHAN	1,328	5,190,870	6,780,495	81,500	100,000	3,467,340	4,822,550
JACKSON, ALLEN	33						
JEPMA, JOHN	39		236,460				108,325
KENDRICK, MARK	16		4,200				4,200

Table 20. Individual Physician Certifications Overall, and Total Supply Ordered in all Certifications for Low-THC Cannabis and Medical Marijuana by Sublingual, Suppository, and Topical Routes from October 1, 2018 through September 30, 2019.

Physician County	Number of Physician Certifications	Total Supply (mg) Ordered Low-THC Cannabis Sublingual	Total Supply (mg) Ordered Medical Marijuana Sublingual	Total Supply (mg) Ordered Low-THC Cannabis Suppository	Total Supply (mg) Ordered Medical Marijuana Suppository	Total Supply (mg) Ordered Low-THC Cannabis Topical	Total Supply (mg) Ordered Medical Marijuana Topical
STATEWIDE	460,469	3,376,437,102	5,808,682,968	1,924,609,884	341,879,352	33,995,872,901	34,859,985,498
KENT, ROBERT	65	378,850	643,120		5,600	279,300	474,280
KONICEK, ONNA	8	35,000	1,400			3,500	15,400
MIRABELLI, JORGE	313	7,000	28,910		1,400	11,500	37,615
NAIR, SANTOSH	<5		2,100				2,100
OLUSEGUN, TINUADE	5,184	252,000	252,000	168,000	168,000	53,847,500	53,843,350
ONYEMA, JUDEPATRICKS	70		10,500				444,227
PARADIS, KRISTYNA	11		10,500			35,700	76,800
PARNELL, JOHN	172		6,300			464,170	587,670
PICCHIELLO, ANTHONY	60					226,250	369,150
POTTER, WILLIE	80		5,250			174,300	195,650
POTTS, RICHARD	<5						
RYAN, LORRAINE	100					2,847,800	2,656,050
SCHEFSKY, HARVEY	65	17,170	137,150			12,075	231,150
SCOTT, CLARENCE	<5	168,000	1,806,000	168,000	1,344,000	168,000	2,539,250
SHEMIRANEI, SAIED	86	346,150	372,400	81,550	89,950	251,300	302,050
SPENCER, ROGER	26	684,250	684,250	108,500	108,500	663,250	705,250
TIKKU, DEEPAK	11						12,800
TRAPANI, VICENTE	264	5,896,800	8,655,250	14,000		5,808,550	7,800,000
VAN DIEPEN, PATRICIA	377	8,426,400	8,342,400	42,000	42,000	2,460,800	2,609,200
VINTIMILLA, MARIA	<5	125,200	125,200			70,000	42,000
VISVALINGAM, BHANU	<5		4,200				5,640
WATRY, STEVEN	118	43,260	49,580				49,556
WULFF, KRISTIN	28	199,500	73,500				81,900
YEE, JOHN	320	79,630	957,865			24,850	1,008,805
Walton	4,267	4,900,800	4,996,600	322,000	332,500	70,531,205	72,571,615
ASENCIO, BRENDA LIZ	2,745			178,500	185,500	57,297,700	56,597,150
BLOUNT, CALVIN	326	7,000	7,000	38,500	35,000	1,874,735	2,080,655
CHERN, RICHARD	7	7,000	7,000			87,500	87,500
CLARK, LISA	103					765,900	784,900
FAWAZ, FAWZI	10					147,000	147,000
HIGHT, PERRY	162	126,000	217,000	52,500	66,500	1,235,500	1,476,300
JOHN, THOMAS	187	2,352,800	2,374,500	24,500	24,500	2,244,700	2,332,900
JOHNSON, STEPHANIE	679	2,401,000	2,384,100	28,000	21,000	6,843,170	8,899,710
PICHARDO, NELSON	8						42,000
PUGLIA, JACQUELYN	40	7,000	7,000			35,000	123,500
Washington	752		79,780			84,300	335,500
LAPUZ, LAURO	752		79,780			84,300	335,500

Table 20. Individual Physician Certifications Overall, and Total Supply Ordered in all Certifications for Low-THC Cannabis and Medical Marijuana by Sublingual, Suppository, and Topical Routes from October 1, 2018 through September 30, 2019.

Physician County	Number of Physician Certifications	Total Supply (mg) Ordered Low-THC Cannabis Sublingual	Total Supply (mg) Ordered Medical Marijuana Sublingual	Total Supply (mg) Ordered Low-THC Cannabis Suppository	Total Supply (mg) Ordered Medical Marijuana Suppository	Total Supply (mg) Ordered Low-THC Cannabis Topical	Total Supply (mg) Ordered Medical Marijuana Topical
STATEWIDE	460,469	3,376,437,102	5,808,682,968	1,924,609,884	341,879,352	33,995,872,901	34,859,985,498
Not Practicing	2,221	54,460	146,000		30,000	77,545,460	38,824,580
BERK, STUART	<5						
HAMMESFAHR, WILLIAM	<5						
REICH, NORBERT	<5	2,460				360	180
SCHULMAN, ROBERT	2,218	52,000	146,000		30,000	77,545,100	38,824,400
Out of State	3,203	37,572,050	38,678,800	588,000	511,000	84,542,220	85,965,430
CAMPBELL, JAMES	29	1,218,000	1,218,000			1,218,000	1,218,000
CAPUANO, MATTHEW	<5						
COLE, SHOLA	437	250,600	261,800	105,000	90,300	11,270,700	9,212,000
GELFAND, PETER	37	31,800	72,000			13,800	16,200
LAKIN, RYAN	5						
LEVITT, DAVID	668	91,300	453,200			18,935,100	20,888,350
MAAROUF, JOHN	236	159,250	453,420		11,200	398,100	1,019,530
RENO, LETICIA	26		10,500		10,500	14,000	45,500
ROSS, HARRIS	<5					42,000	
TOLENTINO, JACLYN	<5		2,780				4,170
TRONSHAW-GETTINGS, NAPATIA	51	1,197,000	1,323,000			3,213,000	3,087,000
UPHUES, MICHAEL	11	7,000	19,600				
VREDENBURGH, JESSE	13					406,000	388,500
WARD, GREGORY	43					447,050	447,050
WOLFF, RICHARD	1,012	34,617,100	34,815,700	483,000	399,000	35,662,550	36,701,490
YARD, LAURA	631		48,800			12,921,920	12,937,640

Contact Us

Your feedback is important to us.

If you have questions or suggestions about this report, please let us know.

Mailing Address

Department of Health

Medical Quality Assurance

Bureau of Health Care Practitioner Regulation

4052 Bald Cypress Way

Bin C-11

Tallahassee, Florida 32399

Phone: 850-617-1903

Email

MQA.HCPR-DataTeam@FLHealth.gov

Website

www.FLHealthSource.gov

