

FLORIDA FIRES

STATE FIRE MARSHAL ANNUAL REPORT

1997

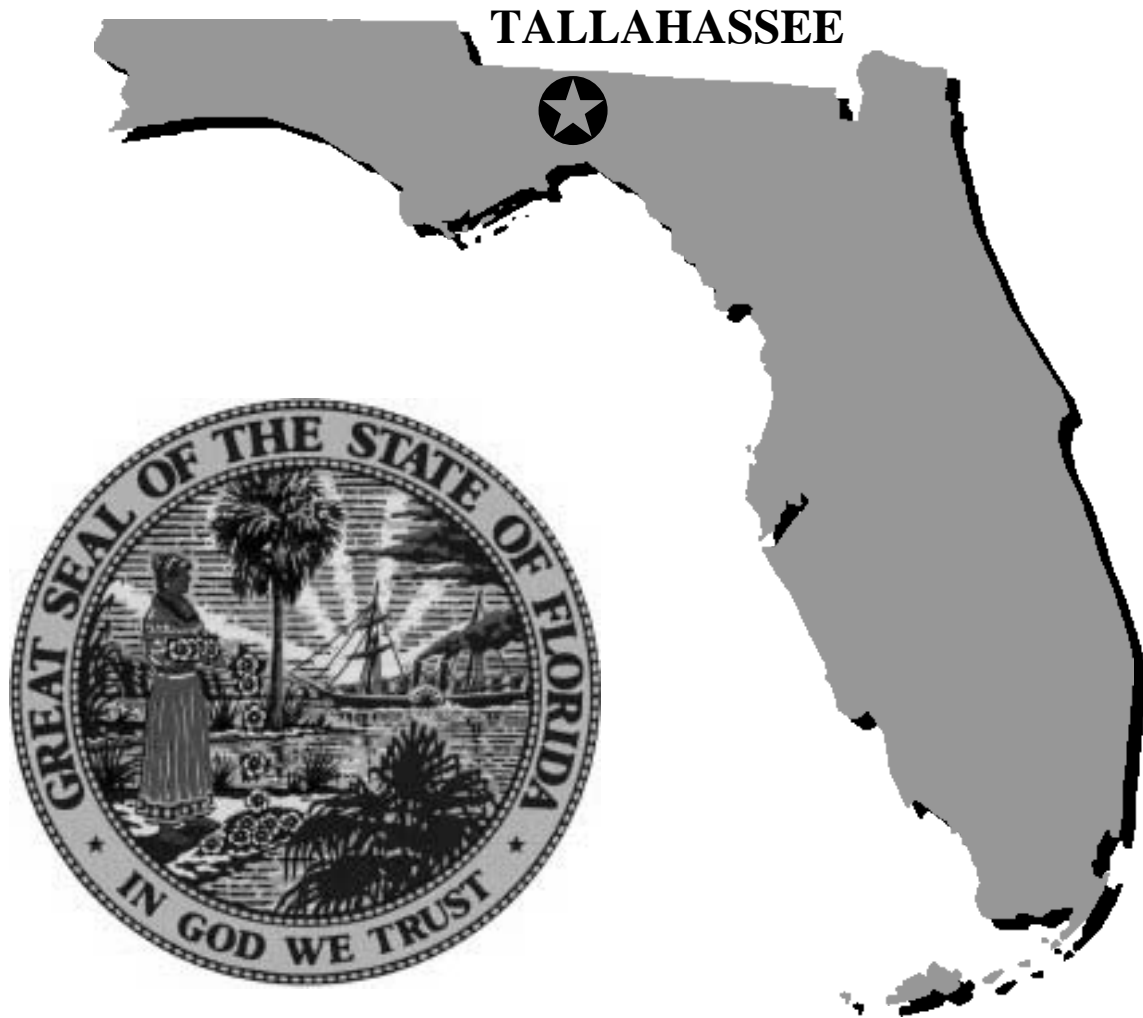


TABLE OF CONTENTS

<i>Message from State Fire Marshal Bill Nelson</i>	3
<i>Message from Deputy State Fire Marshal Candice Crawford</i>	4
<i>Message from Division Director Charles Clark</i>	4
<i>Bureau of Fire Standards and Training</i>	5
<i>Florida Fire and Emergency Service Instructional Network Grant Program</i>	10
<i>Bureau of Fire Prevention</i>	11
<i>Emergency Management and Response</i>	15
<i>Bureau of Fire and Arson Investigations</i>	17
<i>Fire and Arson Laboratory</i>	22
<i>Junior Fire Marshal Program</i>	24
<i>Smoke Detector Use</i>	25
<i>Florida's Fire Incident Reporting System</i>	26
<i>Summary Statistics</i>	27
<i>Average Response Frequency</i>	28
<i>Primary County Breakout</i>	29
<i>County Reports</i>	30
<i>Total Impact from Fires</i>	34
<i>Building Fires by Property Type</i>	35
<i>Statewide Dollar Loss</i>	36
<i>Residential Fire Causes</i>	37
<i>Where Most House Fires Occur</i>	38
<i>Civilian Fire Injuries and Deaths</i>	39
<i>Florida Fire Deaths by Age</i>	40
<i>Firefighter Injuries</i>	41
<i>Reporting Fire Departments Listing</i>	42

FLORIDA FIRES 1997

THE FLORIDA DEPARTMENT OF INSURANCE



*This report is also available in an electronic format through
the State Fire Marshal section of
the Florida Department of Insurance.*

Website:

www.doi.state.fl.us



A MESSAGE FROM STATE FIRE MARSHAL BILL NELSON

Each year, the State Fire Marshal's Office compiles statistics on fire-related injuries, deaths, and losses to offer a perspective of a job that entails much more than mere figures on paper.

Beyond the events represented in these stark figures, there are human stories. The men and women of the State Fire Marshal's office have launched programs and completed investigations that depict some of the many experiences we have encountered.


In 1997, we kicked off a statewide campaign to distribute 50,000 smoke detectors free of charge to people who might not otherwise have them, particularly low-income and elderly residents, that later led to saving a woman's life in Green Cove Springs.

With the help of hundreds of fire and health departments across the state, it was possible to assist people in need and potentially avoid future tragedies.

We also saw the culmination of a case involving a 1995 arson that destroyed historic buildings and the local newspaper in Live Oak. A gift shop owner was sentenced to serve five years for the crime.

Again, we were able to better protect the lives and property of our citizens by working together. I appreciate your cooperation with gathering information for this report.

I hope Florida Fires 1997 will be useful to you. Thank you for your support and I wish you well in the coming year.



Sincerely,

A handwritten signature in black ink that reads "Bill Nelson". The signature is written in a cursive, flowing style.



A MESSAGE FROM DEPUTY STATE FIRE MARSHAL CANDICE CRAWFORD



The Division of State Fire Marshal has had an outstanding year, and I thank all the staff and fire service personnel throughout the state for your hard work and dedication.

Bill Nelson's support and leadership have taken the division to new heights. He worked hard on our behalf to provide new positions throughout the division and launched new programs to better support the fire service and citizens of Florida.

Your cooperation made it possible for us to reach into our communities to educate Floridians, prevent fire tragedies, and investigate crimes involving arson. I appreciate your assistance and encourage you to share any suggestions on how we can improve any of our programs to benefit the lives and property of every Floridian.

Thank you for your support and I look forward to working with you in the year ahead.

A MESSAGE FROM DIVISION DIRECTOR CHARLES CLARK

Information is power. Good, accurate information is a tremendous resource we all can use to monitor, analyze, and improve our fire and emergency services operations throughout the state. It is a tool that fire chiefs can use to maximize the delivery of emergency services to their citizens and visitors.

The more complete the information, the more valid and useful it becomes. Currently, 60 percent of Florida's Fire and Emergency Services departments report. It is our goal to provide you with complete, accurate information containing trends and conditions to help you plan for the future. If your department does not participate in the Florida Fire Incident Reporting System (FFIRS), and you would like to join this information partnership, call Joe Furiato at 850/413-3728.

The Division of State Fire Marshal's mission is to provide leadership and assistance to the public and private organizations providing fire, EMS, hazardous materials, and disaster management services to our customers—the citizens and visitors of our great state. Through partnerships and cooperation, we will achieve our mutual goal of protecting lives and property. We appreciate your continued support and assistance.



BUREAU OF FIRE STANDARDS AND TRAINING

Firmly rooted in a seven-decade legacy but with its eye on the 21st Century, Bureau of Fire Standards and Training, and particularly the Florida State Fire College, is literally rebuilding itself to improve the vital training it provides to the statewide fire service.


Key to the development of higher education programs is a new strong partnership between the State University System and the Florida State Fire College. The University of Florida in Gainesville is working jointly with FSFC on the development and implementation of a new interdisciplinary bachelor's degree program in fire and emergency services management, as well as distance learning via satellite technology and the Internet, and research into fire prevention and tactical issues.

The course work will feature junior and senior year programs in public administration, fire service management, emergency medical services management, and emergency management. Students would take courses in all of these disciplines and graduate with a bachelor of science degree that would prepare them for the full spectrum of emergency services leadership.

Riding the crest of new technology, the Bureau of Fire Standards and Training has established a home page on the Internet (www.fsfc.ufl.edu) in partnership with the University of Florida. From this site, Florida's fire service can receive information on upcoming programs offered by the Florida State Fire College and various fire service organizations, link to other fire agencies and research centers, and, soon, take college credit courses from their home or station PC.

A special feature at the Fire College's website is the Kid's Page (www.fsfckids.ufl.edu) that will be of interest to fire service buffs, young and old. For the youngsters, there are a variety of games, activities, and stories that also teach numerous lessons about fire safety in and around the home. For all ages, there are interesting feature articles on the history of fire service and photo sections on the oldest, largest and most unique fire apparatus from around the world. Short movie clips are also available on the site that show action footage from the Fire College training exercises.

To help make these innovative programs available to even the smallest Florida fire departments, the State Fire Marshal's Office has secured over \$800,000 in special appropriations from the Legislature. This will be used as a grant-in-aid program to departments in need of computers, software, and training to connect with the FSFC education and information network. Throughout the first part of 1998, computer deliveries and training have taken place at regional distribution centers, and bringing 21st century technology to departments across the length of the state. An additional benefit of this program will be even more comprehensive data gathering on fire incidents throughout Florida. This will eventually lead to new training and enforcement concepts, as needed. The bureau and the college it administers are responsible for not only the statewide training program but also the vital function of maintaining Florida's high professional standards for the fire



Randy Napoli, Bureau Chief



service. In its dual capacity, the Bureau of Fire Standards and Training prepares the fire and emergency services community for its duties, and assures the citizens of the state the highest possible quality and professionalism from these public servants.

In the current reporting year, the training section conducted 212 separate courses on campus, and in the field, an additional 36 courses were held, serving 6,839 members of the statewide fire-rescue service (not counting over 60 special symposia and conferences which served over 2,000 more persons).

In the most current annual reporting period, the standards section administered state examinations to 4,463 firefighters, officers, and recruits, and issued 4,735 certificates. This check-and-balance system between the two sections ensures the highest caliber instruction and unsurpassed integrity of the testing process. In addition, the standards section processes the statewide Firefighter Supplemental Compensation Program which awards incentive pay to firefighters who obtain job-related college degrees. In the current reporting year, 3,787 firefighters are participating in the system.

With a statewide mandate, FSFC benefits from its centralized location in Ocala, where it has operated since 1949. In 1989, the college moved to its current 37.5 acre campus just north of the city where it functions as a nearly self-sufficient facility. With its own dormitories, cafeteria, bookstore, library, classrooms and training grounds, the Florida State Fire College can provide completely for its students' needs, whether they be recruits or chief officers, with the utmost in safety and convenience.



The campus is part of the rebuilding process as construction is seemingly everywhere, to update facilities and provide the highest quality learning environment possible. The dormitories have been renovated into hotel-style lodging and the dining hall's seating capacity has been doubled. The William E. Clark Assembly Hall, named in honor of the former FSFC superintendent and founder of the International Society of Fire Service Instructors, is having all of its audio-visual systems updated to state-of-the-art technology for future seminars. Lastly, the Fire College library is being turned into a "virtual reality" learning resource center with on-line access to a variety of reference materials in electronic format at the Fire College and around the globe via the World Wide Web.

The Florida State Fire College's picturesque campus, located in the rolling, wooded hills of Central Florida's horse country, is a "must see" item on the itinerary of visiting firefighters from all over the United States. Additionally, FSFC's reputation has garnered a great deal of international interest. In the past few years, high-level delegations from Israel, Spain, Poland, Thailand, Russia, Saudi Arabia, Canada, and Great Britain have come to FSFC to learn more of American firefighting techniques.

On the practical side, the Fire College has opened up previously undeveloped acreage and is turning it into a multi-million dollar transportation emergency training center. Thanks to numerous donations from private industry and a State Investments in Innovation Grant, this site will house a variety of railroad cars, a full-size chemical reactor, several over-the-road freight vehicles, and a pipeline emergency simulator. All of the props will be piped and plumbed for actual fire, spills, and leaks that would provide the utmost in controlled realism for fire-rescue and hazardous materials responders. Set to open in the fall of 1998, this site will have no rival east of the Mississippi.

As part of the Fire College's new approach, it continues to expand upon one of its most important courses, field training. With 67 counties to serve and a student base from Pensacola to Key West, instructors from the training section and examiners from standards, log tens of thousands of miles each year delivering courses and administering various state examinations.



To increase the college's effective reach, FSFC utilizes qualified part-time faculty from around the state to augment its professional staff. To increase the overall level of training in Florida, the Fire College also hosts a rigorous series of Train-the-Trainer programs to deepen the state's qualified instructor base.

New large-scale programs are also a hallmark of the Fire College's activities. FSFC has conducted major statewide conferences on hazardous materials, terrorism, and arson investigation; hosted the first statewide fire and life safety fair for the public; and developed intensive regional fire schools for various locations. The Great Florida Fire School, now into its fourth successful year, was the first event of its kind in the state, bringing more than 400 firefighters, inspectors, investigators, officers, educators, and chiefs together. Over 50 courses were conducted in a concentrated four-day format. After three years in St. Petersburg and two years in Daytona Beach, the Great Florida Fire School will move to Panama City for a two-year run in 1999 and 2000.

Further, the Fire College's students benefit from exposure to the latest firefighting technology presented by various factory representatives. Many of these fire prevention devices have been concentrated in one classroom

devoted to portable and fixed extinguisher systems. A functional sprinkler system is installed in the college's drill tower for practical training activities.



The training field now also boasts three new propane fueled simulators: a 250-gallon propane tank which simulates a ruptured fill valve, a horizontal and vertical pipe that impinges on a vertical surface, and a horizontal and vertical pipe rupture with the isolation valves on fire. These simulators are used for training in suppression of low and high-pressure gas fires.

Another partnership exists within the agency between the Florida State Fire College and the Division of State Fire Marshal. These two areas are involved in many joint training activities relative to emergency management, hazardous materials, incident command, and other such issues. FSFC also works closely with the State's Division of Emergency Management, the State Emergency Response Commission, the Local Emergency Planning Councils around the state, and the Division of Forestry of the Department of Agriculture, as well as other such entities, in its emergency management efforts.

In the field of terrorism, for example, the Fire College has taken the lead in several ways. After two annual statewide seminars on the subject, FSFC moved into specialty courses related to terrorist events. The college held an executive retreat for fire chiefs, emergency managers and law enforcement leaders that brought in guest instructors from the FBI and the Atlanta fire department. Participants were put through a grueling tabletop exercise on managing a large-scale terrorist attack.

Following up on those successes, the Fire College has been identified as a lead agency for course distribution by the Federal Emergency Management Agency and the National Fire Academy. Not only is FSFC

offering a full sequence of courses in this area, but college faculty are actively passing on their knowledge by training other instructors around the state. This will make this vital program even more available.

Not content to only teach and certify firefighters, the college and bureau maintain a strong operational capability, as well. As part of the State Fire Marshal's disaster response capability, personnel from the Ocala campus are equipped and trained for a variety of rapid response duties following state-level disaster activation. In addition, management personnel from the Bureau Chief's office participate in the coordination of firefighting and search and rescue activities from the State Emergency Operations Center in Tallahassee.

Of course, the Fire College also has strong working relationships with the Florida Fire Chiefs' Association, the Florida Chapter of the International Society of Fire Service Instructors, the Florida Advisory Committee on Arson Prevention, the Florida Fire Marshals' Association, the Florida Firemens Association, and the Professional Firefighters of Florida, as well as every fire-rescue department statewide. With the guidance of the Florida Firefighters Standard and Training Council, FSFC receives representative input from fire service organizations, higher education, and the private sector.

All of this activity has led to important recognition for the bureau. Fire College instructor John Merrick, who retired this year, was honored by the International Society of Fire Service Instructors' Florida Chapter as Instructor of the Year. Also, the standards section received a prestigious Davis Productivity Award for its remarkable record of efficiency in administering the state's fire service certification program.

Moving into the future for a profession as technically diverse and demanding as the fire service is a huge undertaking. To maintain its leadership position, FSFC continually revises and updates its curricula and submits itself to the highest standards of regional and national accreditation. Further, broad-based student and customer input ranging from strategic planning to cafeteria selections ensures that the Florida State Fire College will always be a responsive institution, dedicated to the highest levels of professionalism and quality on behalf of the statewide fire service.



FLORIDA FIRE AND EMERGENCY SERVICE INSTRUCTIONAL NETWORK GRANT PROGRAM (FESIN)

This program was started to network all Florida fire and emergency service organizations to the Florida State Fire College website, and to provide access to training and education programs in various distance learning formats. All Florida fire and emergency service organizations will be able to participate in the distance learning program, however, this grant program is targeted to those volunteer and career organizations that have difficulty accessing training opportunities due to financial and/or geographic limitations.

Additionally, this network will improve the ability of the Division to perform its emergency management responsibilities under the State Comprehensive Emergency Management Plan, and will enhance participation in the Florida Fire Incident Reporting System (FFIRS) by utilizing the Fire and Emergency Service Instructional Network (FESIN) for electronic submission. A new initiative as a part of this program is the Fire Data Intelligence Center. Information collected through FFIRS, combined with data collected by the Bureau of Fire and Arson Investigations of the Division of State Fire Marshal, will be combined in a data center that can provide local jurisdictions with information on fire-related trends, as well as other related data.

This program is an enhanced continuation of the State Fire Marshal's computer grant program which began in 1991. The purpose of this program was to provide an incentive for fire departments to participate in the Florida Fire Incident Reporting System and use the computer as a fire management tool. The grant gave users the ability to generate reports at a local level, while reducing the amount of paper reports received by the State Fire Marshal's Office.



BUREAU OF FIRE PREVENTION

The Bureau of Fire Prevention is the regulatory and code enforcement Bureau of the Division of State Fire Marshal. The Bureau consists of four distinct sections, each assigned duties under Florida Statutes. The sections are: Boiler Safety, Inspections, Plans Review and Regulatory Licensing. Each section is managed by a program manager and essential support staff.



Jim Goodloe, Bureau Chief

The Bureau is tasked with managing 26 fire safety rules which include workshops, public hearings and appropriate modifications to reflect the changing environment in which Florida's citizens live and work. Each staff member has specific duties assigned in an emergency management capacity in the event of a natural or man-made disaster threatening the state. The ability of the Bureau's staff to respond anywhere within Florida's shores on a moments notice is most important. Periodic training and continuously evolving emergency plans attribute to the success of this effort.

The administrative offices are located in Tallahassee and staff members are in nine strategically located field offices around the state. Each office is managed by a Fire Protection Specialist Supervisor.

Boiler Safety Section

Chief Boiler Inspector: Mohammad Malek

The Bureau is charged with the administration and enforcement of Florida Statute 554, "The Boiler Safety Act." To aid in the enforcement of this statute is Rule Chapter 4A-51, Florida Administrative Code, titled "The Boiler Safety Code." This act regulates the construction, installation, maintenance, repair and inspection of boilers in Florida. Periodic inspections are limited to regulated boilers located in places of public assembly as defined in the statute.

Administration of the Boiler Safety Program entails the collecting of boiler inspection reports, issuing violation letters when necessary, issuing Certificates of Compliance for boilers meeting state requirements, issuing Certificates of Competency to both state and insurance company inspectors who meet certification requirements, investigating boiler accidents, investigating boiler inspector misconduct, and interfacing with the national organizations that write codes and standards related to boiler vessels. This section licensed 163 boiler inspectors and issued Certificates of Compliance to 11,599 boilers during 1997.

The Boiler Safety Program is supported by five boiler inspectors located in field offices in Jacksonville, Tampa, West Palm Beach, Ft. Lauderdale and Tallahassee.

Plans Review Section

Engineer III: Roger Tompkins

The Plans Review Section is tasked with the review of documents for the new construction, alteration and renovation of all state-owned and leased properties. The staff of this section is trained in systems design, specifications and construction practices consistent with today's life safety codes and standards.

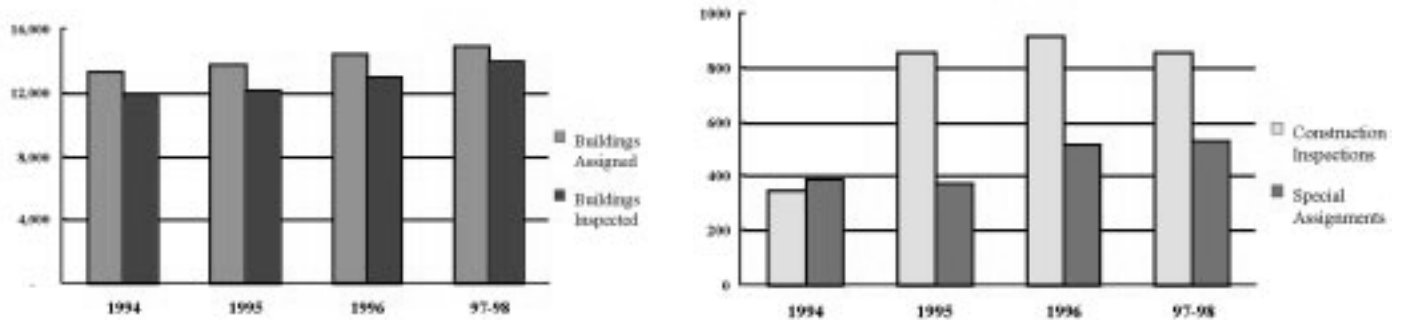
Architects, engineers, contractors and design professionals rely on their expertise to finalize plans for state facilities. Achieving code compliance in the project design phase reduces the need for field inspection time as well as reducing the cost to complete the project. This section reviewed in excess of 1,000 construction documents during fiscal year 1997-98.

Inspection Section

Safety Program Manager: Sam Gillespie

The Inspection Section of the Bureau of Fire Prevention is charged with the responsibility of conducting fire safety inspections in all state-owned and leased properties. These properties total some 14,000 facilities ranging from a small office suite of several thousand square feet to multi-storied facilities comprising several hundred thousand square feet. Identifying fire code violations in advance of an emergency produces a fire safety environment suitable for our employees and the citizenry to work and live. Inspections in many structures involve the testing of complex fire protection systems such as fire sprinklers, fire alarms, standpipes and smoke evacuation systems to name a few. The periodic testing of these life safety systems enhances the livelihood of their functioning properly during an emergency.

Inspection Section



Regulatory Licensing Section

Safety Program Manager: Terry Barrow

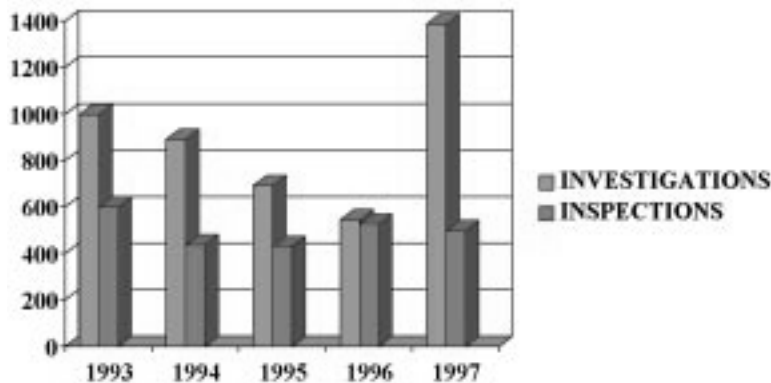
The Regulatory Licensing Section is responsible for the enforcement of all laws relating to the licensing and regulation of the Fire Equipment Industry (Portable Fire extinguisher and Preengineered Systems), the Engineered Fire Protection System Industry, the Explosives Industry (Manufacture, Distribution and Use) and the Sparkler Industry (Manufacture, Distribution, Wholesale and Retail Sales) pursuant to Chapters 552, 633, and 791, Florida Statutes. This section has jurisdiction to respond to any complaint and investigate the activities of those firms and individuals licensed by the section. Seven field personnel assigned to the section serve the state working in conjunction with other state, local, or federal regulators.

In addition to the regulatory enforcement function, this section issues licenses and certificates to all companies and individuals engaged in business in this state as Fire Equipment Dealers and Service Technicians, Fire Protection System Contractors, Explosive Manufacturers, Dealers, Users and Blasters. This section also registers those firms and individuals who manufacture, distribute and sell sparklers which have been approved by the State Fire Marshal at wholesale and retail prices.

Personnel assigned to the regulatory investigation activity of this section are well versed in the requirements of Chapters 633, 552 and 791, Florida Statutes, as well as Florida Administrative Codes, federal regulations and numerous types of manufactured fire suppression equipment and other technical materials. Investigation activities include reviewing technical equipment, investigation of blasting scenes and storage facilities for explosives for compliance with statutes, as well as reviewing codes and manufacturer's specifications. Sketching diagrams, photographing the scene, taking statements and interviewing witnesses are other activities which assist the investigator in determining if a violation of the statute exists and what corrective action should be taken.

Section staff assigned to Regulatory Licensing in Tallahassee plan, coordinate and ensure all licensing activities are completed as timely and expeditiously as possible. Staff are responsible for the review and approval/denial of all applications. This includes, but is not limited to, verifying the applicant's background, which includes criminal background record checks; verifying employment experience; verifying previous licensing experience; reviewing corporate documents and insurance coverage. After an applicant has been approved, staff schedules examinations or training, depending upon the type of license an individual has requested. These staff members coordinate training and field examinations statewide.

Regulatory Investigations and Inspections



The seven regulatory investigators conducted 1,384 investigations of alleged illegal activity of license holders as well as unlicensed activity during 1997. 481 inspections of fire equipment dealer facilities and explosive storage magazines were conducted. The inspection includes an operation evaluation of all of the statutorily mandated equipment required to properly service the needs of the citizens, the maintenance of portable fire extinguishers and preengineered fire suppression systems and a review of the

facility's service and certification documentation system. The inspection of an explosives magazine storage facility requires a physical examination of both the interior and exterior of the storage building, an evaluation of the clearances to adjacent occupiable structures and a physical inventory of existing explosives, concluding with a review of the inventory records to ensure that the license holder's record management system properly identifies all explosives purchased, stored and expended.

Approximately 8,252 licenses, permits, certificates, and registrations were issued, and 1,100 individuals were registered to perform inspections of water-based fire protection systems. Regulatory Licensing registered 48 fire equipment trainees, administered 245 examinations, and coordinated the training of 286 fire equipment applicants at the Bureau of Fire Standards and Training. In addition to the regulatory functions of the section, these staff members also assist in the administrative duties of the section, as well as spend numerous hours performing telephone consultations, code research, completing special projects and attending training.

The Bureau of Fire Prevention is a customer service organization. Customers are defined as the general public, local government, other state agencies, the fire service and law enforcement communities, as well as

those entities regulated and licensed by the Bureau. The Bureau strives to provide prompt and accurate assistance to customers, and to maximize available resources to provide statutorily mandated safety-related services.

Bureau personnel actively participate in training each year, attending numerous training conferences statewide, participating in and conducting training sessions throughout the state. The Bureau maintains membership in various professional organizations such as the State Fire Marshals' Association, Florida Advisory Committee on Arson Prevention, Florida State Firemen's Association, and Florida Fire Chiefs' Association. Staff members represent the Division on the Florida Fire Code Advisory Council, Florida Building Codes and the Florida Fire Safety Board.



- Ft. Walton Beach: *Jim Fiveash*
850-833-9128
- Tallahassee: *Shirley Guthrie*
850-413-3681
- Jacksonville: *Jim Lepick*
904-727-5566
- Tampa/Orlando: *Karl Mahaffey*
813-871-7201
- Ft. Myers/WPB/Ft. Lauderdale: *Tom Mutchler*
941-338-2327
- Regulatory Licensing Section Statewide: *Thomas Eadie*
850-413-3625

EMERGENCY MANAGEMENT AND RESPONSE

The Division of State Fire Marshal is the lead agency for two Emergency Support Functions (ESFs) at the State Emergency Operations Center (SEOC) during disasters and state emergencies. The Division is responsible for the staffing and management of ESF 4 (Firefighting), and ESF 9 (Search and Rescue) at the State Emergency Operations Center as mandated by the State of Florida Comprehensive Emergency Management Plan.

The Division accomplishes this assigned responsibility through a partnership with the Florida Division of Forestry and the Florida Fire Chiefs' Association, both of which supply personnel at the SEOC as part of the staffing for the two ESFs. Personnel assigned to staff these ESFs are responsible for verifying requests for resources, ensuring correct assistance is provided, ordering the resources, tracking and documenting the resources, estimating the cost associated with resource requests, and ensuring requested resources have the necessary logistical support to fulfill the assigned mission. These personnel also ensure relief is provided for any resources necessary for an extended operation. In addition, SFM personnel assigned to the SEOC coordinate primarily with Law Enforcement (ESF 16), Military Support (ESF 13), Health and Medical (ESF 8), and Hazardous Materials (ESF 10). There are other ESFs in the SEOC that either supply information or receive information from ESFs 4 and 9. Personnel from all areas of the Division are assigned to staff the SEOC.

The coordinated response and management of statewide fire service resources is accomplished using the Florida Fire Chiefs' Disaster Response Plan. This plan was developed shortly after Hurricane Andrew in 1992 and has been used extensively since. Every year this plan is reviewed for necessary revisions by a committee designated by the President of the Florida Fire Chiefs' Association. The Chief of Fire Standards and Training, Randy Napoli, is the Division of State Fire Marshal's representative on this committee. The Division of State Fire Marshal utilizes the Incident Management System as a standard for SEOC operations. Training in emergency management is an ongoing, cooperative effort with the four partners: the Division of State Fire Marshal, the Florida Division of Forestry, the Florida Fire Chiefs' Association and the Division of Emergency Management.

In addition to responsibilities at the SEOC, the Division of State Fire Marshal also staffs multiple teams of division personnel to respond to the disaster area and perform search and rescue duties, debris removal, road clearing, and damage assessment. These teams are comprised of personnel from all three bureaus of the Division and are complemented by fire apparatus from the Fire College, and communication vans and bobcat tractors from the Bureau of Fire and Arson Investigations. The teams are self-sufficient for a minimum period of 72 hours. After the initial 72-hour period, support for the teams is supplied by either the Division or through the SEOC.

The Division is a major participant in RIAT (Rapid Impact Assessment Team). Personnel from the Bureau of Fire Prevention are assigned to RIAT. Upon activation, these personnel report to a pre-designated staging area and report to a team leader from the Florida National Guard. The RIAT responsibilities are to identify and evaluate the status of emergency services, such as fire apparatus, fire stations and facilities, personnel, and needs assessment associated with the fire service in a stricken area. These personnel may be deployed for up

to 96 hours with the Florida National Guard. Upon fulfillment of their assigned mission, these personnel may be returned to their original staging area or the National Guard will transport them to the location of other State Fire Marshal units.

Division personnel at the SEOC are also responsible for providing current information concerning any disaster or emergency to the management of the Department of Insurance and other organizations with responsibility for providing disaster assistance. This is accomplished through the Department of Insurance's statewide network, as well as internet e-mail. This computer link ensures the Department receives timely and accurate information concerning the disaster.



BUREAU OF FIRE AND ARSON INVESTIGATIONS



M.A. Salario, Bureau Chief

The Bureau of Fire and Arson Investigations (BFAI) duties and responsibilities are described in Sections 633.01(3)(e), 633.03, 633.101, 633.13, 633.14, 633.175 and 633.18, Florida Statutes, which include the following: The enforcement of all laws relating to the suppression of arson and illegal use of explosives, the investigation of structural fires as defined in Chapter 806, Florida Statutes, authority to serve summonses, make arrests, carry firearms and make searches and seizures. The BFAI has jurisdiction to investigate structure fires in the state and enforce applicable laws relating to arson and explosives.

STATUTORY MANDATE

Florida Statutes, Section 633.03 Investigation of fire; reports. --The State Fire Marshal shall investigate the cause, origin, and circumstance of every fire, occurring in this state wherein property has been damaged or destroyed where there is probable cause to believe that the fire was the result of carelessness or design. Report of all such investigations shall be made by approved forms to be furnished by the fire marshal.

1. TYPES OF RESOURCES:

- INVESTIGATIVE
- EQUIPMENT
- TRAINING, AND
- EDUCATION

2. COVERAGE:

(ALL TYPES OF FIRE)

TYPES OF RESOURCES:

- SPECIAL PROTECTIVE EQUIPMENT
- 24 HRS. AVAILABILITY.

3. COVERAGE: (ALL FLORIDA)

TYPES OF RESOURCES:

- OFFICE SPACE,
- MOBILITY,
- CONNECTIVITY,
- COMMUNICATION

4. TYPES OF RESOURCES:

- PUBLIC INFORMATION AND
- EDUCATION

5. TYPES OF RESOURCES:

- LAW ENFORCEMENT
- COUNTER-INTELLIGENCE
- LE EQUIPMENT, ACISS
- DATABASE UPDATE

6. TYPES OF RESOURCES:

- STATISTICAL MP,
- DATA PROCESSING
- PUBLIC REQUESTS
- NFIRS/FFIRS

Bureau Phone Numbers:

Hot Line: 1-800-NET-FIRE
 (1-800-638-3473)
 24-Hr. Dispatch Office:
 850/922-3173

Headquarters:

Chief/Admin. 850/413-3650
 Personnel 850/413-3672
 Budget 850/413-3750
 Prof. Standards 850/413-3710
 FFIRS 850/413-3728
 Crime Intelligence 850/413-3654
 Training 850/413-3667



Regional Offices:

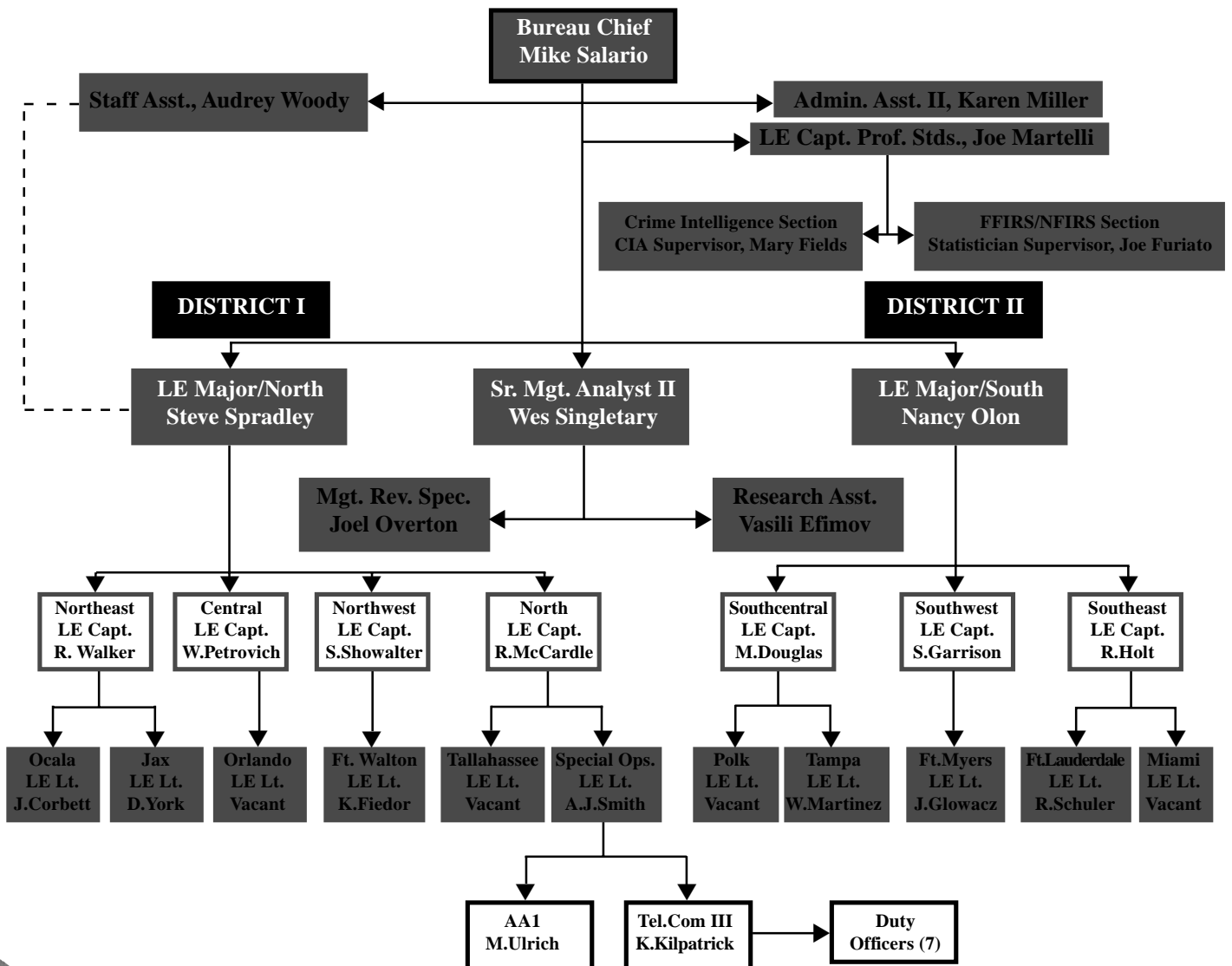
North District

Major 850/413-3666
 Northwest 850/833-9125
 North 850/922-3684
 Northeast 904/727-5530
 Central 407/897-2892

South District

Major 941/338-2327
 South Central 813/871-7201
 Southwest 813/338-2327
 Southeast 954/467-4261

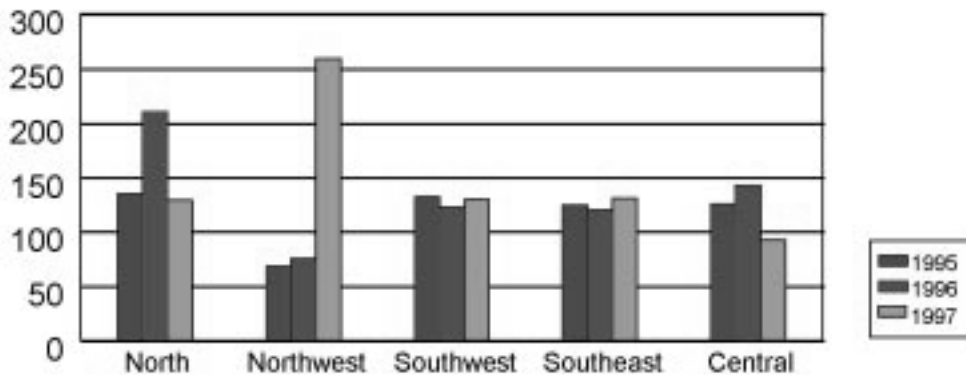
Bureau of Fire and Arson Investigations Administrative Organizational Chart



A *Vision* for Florida that drives the Division of State Fire Marshal (SFM) and the Bureau of Fire and Arson Investigations is that: *All Floridians, businesses and government agencies enjoy maximum protection from threats of fire, arson and other natural and man-made disasters and hazards.*

The Bureau of Fire and Arson Investigations investigated 148 Fire Fatalities during 1997: 34 due to arson, 82 accidental, 24 undetermined, 3 Suspicious, 1 N/A, and 4 under investigation. Of the 5,437 investigations conducted by the Bureau, total losses were valued at an estimated **\$234,452,737** with losses from arson totaling **\$38,743,247**.

Arrest Comparison



In 1997, the BFAI investigated 2,143 incendiary fires, up from 2,114 in 1996, making 751 arrests in the process. Incendiary fires represented 40 percent of the BFAI's total caseload.

Accidental fires, both residential and otherwise, also prove costly. In 1997, 1,999 accidental fires were investigated by the BFAI, up from 1,834 the year before.

1997: 1,999 accidental fires investigated by the BFAI

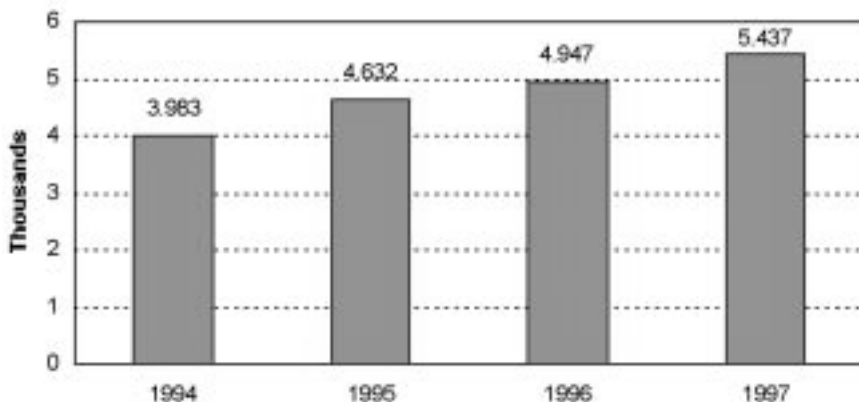
1996: 1,834 accidental fires investigated by the BFAI

Both years exceeded the previous five-year average of 1,783, with projected annual averages for the next five years rising to 1,909. Further, in 1997, accidental fires investigated by the BFAI killed 82 people in Florida.

Regarding residential/home fires, 38 percent of those documented in 1997 were kitchen-related accidents resulting from cooking mishaps, up 2 percent from the year before. Other accidental causes of residential fires include faulty wiring or equipment, smoking and children playing. Major factors contributing to these accidental fires include impairment by alcohol, falling asleep while smoking, and physical impairments of the victims.

The BFAI is presently divided into two districts, North and South, with seven internal geographic regions, including 12 field offices. Its sworn personnel respond to investigation requests seven days a week, twenty-four hours a day, including holidays.

The BFAI also has three mobile arson vans which each possess a state of the art laboratory and miscellaneous law enforcement equipment that are strategically located in Ft. Lauderdale, Tallahassee, and Tampa for quick response throughout the state. In addition, each region has abobcat skid loader to assist in processing large fire scenes and to aid in emergency responses.



BFAI fire investigations begin when either a law enforcement or a local fire service representative calls the SFM/BFAI duty officer on its 800 line to request assistance in determining the cause and origin of a fire. Upon request, the BFAI dispatches an investigator to the fire/explosion scene. The investigator then radios the duty officer to obtain a case number and start the tracking of the investigation. The investigator shall then: conduct interviews; document fire/explosion scene, including photography; reconstruct fire/explosion scene to preconditions; collect evidence; attempt to determine cause and origin; and file initial report.

The investigator's report is filed in the Augmented Criminal Investigative Support System (ACISS), an internal data base maintained by the BFAI which is based solely on the investigations conducted by BFAI law enforcement investigators. Investigator activity logs are also kept/managed to provide an investigative commentary/summary. If one or more investigators works on an investigation, their individual logs will be merged prior to submission to the regional Captain.

The origin and cause of a fire is defined in ACISS as either accidental, incendiary, suspicious, not applicable, undetermined or under investigation.



If the origin and cause is not immediately identifiable at the fire/explosion scene, investigators will pursue the often lengthy process referred to as “latent” investigation to determine the fire/explosive cause and origin. The latent investigation refers to the follow-up time spent: conducting records searches, reviewing fire/explosion scene evidence, conducting interviews, determining whether the fire/explosion was a criminal act, and producing fire/explosion case reports that advise whether the case will be closed or taken into the judicial process.

Each BFAI investigator is a sworn law enforcement officer, and thus capable of not only contributing to, but also actually making arrests. Further, approximately 80 percent of the sworn law enforcement officers are either dual certified in law enforcement and fire service, or have extensive experience in the fire service areas. This permits BFAI investigators to work cases from their inception through prosecution which ensures case continuity. The investigator’s supplemental reports to ACISS include a large section devoted to the details of arrests as linked to the varied arson investigation cases. This information is used by the U.S. or State Attorneys to prosecute cases. If it is determined that the case should be closed without an arrest, the investigator will complete any follow-up investigation. The conclusions will then be entered into ACISS. If, however, it is determined that an arrest can be made and the case submitted to a state attorney for prosecution, the investigator will prepare a report for case prosecution and participate as a witness or otherwise in the judicial process, before entering all conclusions into ACISS.

The BFAI is also actively involved in organizing multi-agency task forces and juvenile firesetter programs in areas that do not presently have one in place. This increases the Bureau’s participation in training seminars and in developing arson canine units. Each of these efforts will enhance the services presently provided to Florida by the Bureau of Fire and Arson Investigations.




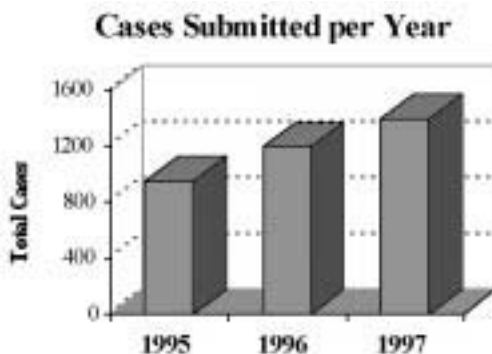
Pictured above: Law enforcement vehicles and a mobile arson van which are all equipped with state-of-the-art fire investigation tools and equipment.

THE FIRE & ARSON LABORATORY



Carl Chasteen, Manager

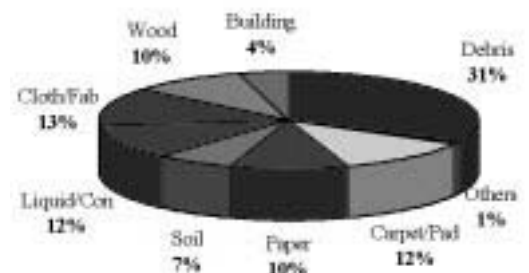
The Fire and Arson Laboratory administratively exists within the Office of the Director of the Division of State Fire Marshal. The laboratory serves both internal and external customers throughout Florida by providing fire debris analysis. It is the only state forensic laboratory in Florida providing this service. In 1997, the laboratory analyzed 1392 fire debris cases containing over 3092 samples. The State Fire Marshal's Bureau of Fire and Arson Investigations (BFAI) submitted approximately 70 percent of the samples. The other samples were submitted by: Local and County Fire Departments - 23.6 percent; County Sheriff's/ Local Police Agencies - 4.9 percent; Miscellaneous Agencies - 1.2 percent. These analyses are provided to all submitters free of charge. Analyses of cases is only a part of the casework. Additional quality assurance tests are required as well to show the process free from error. Laboratory analysts are often requested to provide testimony as "expert witnesses."



The laboratory also provides photographic processing for the Division of State Fire Marshal. In 1997, 2260 rolls of film were processed. This included the development of film, printing of proof sheets, and preparation of enlargements as necessary. Because photographs are used in both criminal and civil litigation, it is often necessary to prepare enlargements for courtroom demonstrations. In some court proceedings, the laboratory prepares copies of photographs for attorneys or private investigators.

For fire debris analysis the laboratory utilizes gas chromatography with both Flame Ionization and Ion Trap detection. The laboratory can analyze and identify ignitable liquids ranging from methyl alcohol to deteriorated class five petroleum distillates (diesel fuel). The most common ignitable liquids found by the laboratory in 1997 were gasoline and gasoline mixtures (29 percent of samples) and medium petroleum distillates/mixtures (5 percent of samples). Its turnaround time for over 95 percent of samples is less than 10 calendar days. The photographic processing section develops and prints film with an average turnaround of less than three days.

1997 Submitted Sample Types



Laboratory employees are also involved in many other projects to improve services to customers. Technicians maintain evidence and coordinate long-term storage of evidence for BFAI investigators. Personnel present lectures and training at the Fire College, in seminars, and at experimental houseburns. The complex is also equipped with a state-of-the-art training room where various media are available for presentations.

As a scientific laboratory, research to improve the science is encouraged. Research projects include enhancement of the recovery and analysis process, temperature dynamics during experimental fires, identification of pyrolytic products, the nature of intrinsic accelerant deterioration, and others. Laboratory personnel have also contributed to the development of standards in fire debris analysis through technical working groups organized by the National Center for Forensic Sciences, the Federal Bureau of Investigation, and the Bureau of Alcohol Tobacco, and Firearms.

Laboratory employees maintain membership in various professional organizations including, The American Society of Crime Laboratory Directors, The International Association of Arson Investigators, The Southern Association of Forensic Scientists, The Florida Advisory Committee on Arson Prevention, and the American Society for Testing and Materials.

The Laboratory has prepared and disseminates the “Guide to the Collection, Packaging, Submission, and Analysis of Evidence from Suspicious Fires” to investigators across the state. A class, which has been developed, titled “Quality Considerations When Choosing a Laboratory for Fire Debris Analysis,” is available for those who must contract with private laboratories for forensic analysis.



The laboratory is outside of Tallahassee near Quincy. The manager of the laboratory is Carl Chasteen.

JUNIOR FIRE MARSHAL PROGRAM

The Junior Fire Marshal Program is an annual event conducted during National Fire Prevention Week, which encourages children to learn about fire prevention and steps they can take to reduce the risk of fire in their homes.

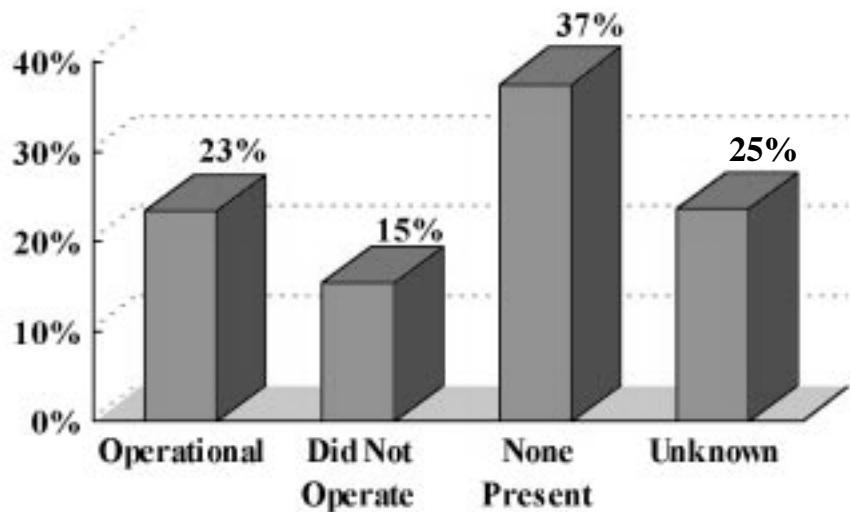
Summary of 1997 Junior Fire Marshal Program Facts

- 20 percent increased participation from 1996
- 100,000 second-grade students participated
- 64 counties were either covered by local fire departments and /or a county school board
- 58 local fire departments participated
- 48 school boards participated
- Each student was provided a fire prevention checklist to complete with a parent and a Jr. Fire Marshal badge
- Each classroom was provided a coloring/activity book
- Radio ads ran 20 times on approximately 60 stations statewide
- We are currently receiving very positive evaluation from teachers and firefighters

SMOKE DETECTOR USE

In late 1997, as a result of a generous donation from the Tandy Corporation/Radio Shack, the State Fire Marshal's office offered a Smoke Detector Grant program. Fifty thousand smoke detectors were given to fire service organizations throughout the state. Targeting those most in need, the fire service organizations then distributed and installed the smoke detectors in the homes of citizens in their area. Showing immediate results, firefighters from the Green Cove Springs Fire Department responded to a fire in the home of a citizen who had a smoke detector from the program installed several weeks earlier. The sound of the smoke detector awakened Ms. Pinkie Huggins in time to leave her home safely. With a large portion of the home burned, firefighters recovered the smoke detector hours later melted yet still activated.

In 38 percent of reported residential, structure fires, smoke detectors were present, yet in 15.4 percent of them, they were not operational for a variety of reasons. Lack of batteries and improper maintenance were a few of the reasons stated. Unfortunately, 37 percent of the structures involved in the reported residential fires did not have smoke detectors, and in 25 percent of them the presence of smoke detectors was unknown.



FIRE SPRINKLER USE

Of the commercial structures, involved in fires reported to the Florida Fire Incident Reporting System:

- ▶ 15% had sprinkler systems
- ▶ 83% did not have sprinkler systems
- ▶ 2% presence of sprinkler system was unknown

** These figures, compiled from NFIRS data, represent an estimated 60 percent of state population.*

FLORIDA'S FIRE INCIDENT REPORTING SYSTEM

The State Fire Marshal's Office, Bureau of Fire and Arson Investigations coordinates the Florida Fire Incident Reporting System (FFIRS). FFIRS is a compilation of statistics from those fire service organizations choosing to report through the National Fire Incident Reporting System (NFIRS), and those who report through annual or semi-annual surveys. This information system collects data concerning the causes of fires and other aspects of fire scenes. This is in an effort to facilitate the identification of trends and other information critical to multi-level decisions regarding fire protection, prevention, education, and suppression. Ultimately, this data will permit national, state, local, and private organizations to coordinate their resources in a proactive stance against the loss of life and property resulting from fire.

Participating fire service organizations currently submit information through five possible media types; annual/semi-annual surveys, paper, computer diskettes, magnetic tapes, and via the internet. However, the State Fire Marshal's Office is now taking steps to eliminate magnetic tape reporting and to encourage electronic reporting with a goal of 100 percent electronic reporting in the next five years. Besides increasing the efficiency of reporting and processing FFIRS data, these steps should increase the accuracy of the information, and encourage greater participation in this voluntary program.

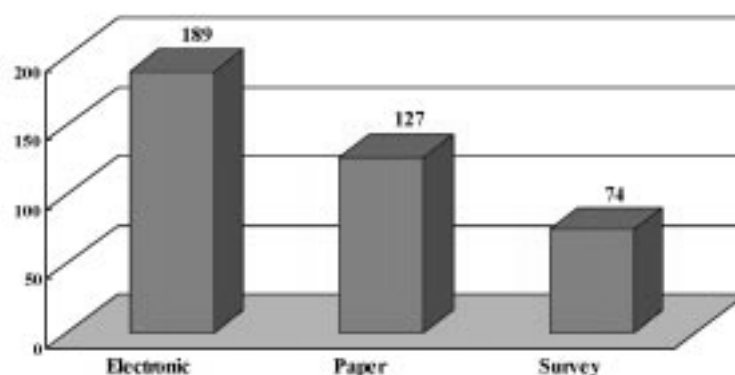
Once FFIRS receives the information, statisticians analyze and edit the data later compiled into a central mainframe computer. This allows the production of statistical reports detailing a range of factors documenting the activities of participating departments throughout the year. Additionally, the FFIRS program, facilitated by Joe Furiato, Statistician Supervisor, provides customized reports and other statistical information for individual citizens, the media, and other entities interested in fire data.

At year end, the State Fire Marshal's Office sends Florida's compiled NFIRS data to the United States Fire Administration (USFA) for inclusion into the national NFIRS database. The USFA's National Fire Data Center merges Florida's data with that from other states, making it available for analysis in an effort to combat the nation's fire problem. This information can be accessed on the internet at:

www.usfa.fema.gov/nfdc/index.htm

*Please note that the national program runs two years behind in their reporting.

1997 Reporting Media Breakdown for participating Fire Departments



* Electronic includes those reporting through diskettes, magnetic tapes, and via the internet.

SUMMARY STATISTICS

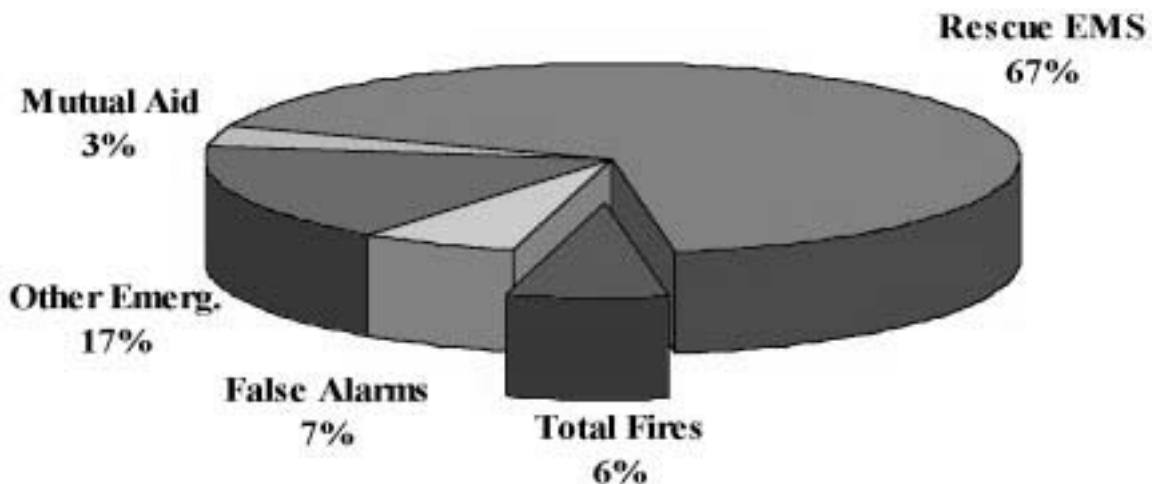
Fire departments volunteering to report through FFIRS had 1,399,156 responses in 1997, with 48,926 of them being mutual aid.

1997 State Incident Summary:	1,399,156	Total Responses
Structure Fires	31,250	
Vehicle Fires	21,909	
Other Fires	33,508	
Total Fires	*86,667	
Rescue/EMS	938,304	
Other Emergencies	233,495	
Total Rescue/EMS/Other	1,171,799	
False Alarms	91,764	
Mutual Aid Given	48,926	

1997 Percentage Breakdown

Structure Fires	Vehicle Fires	Outside Fires	*Total Fires	Rescue EMS	Other Emerg.	False Alarms	Mutual Aid Given	Total Responses
2%	2%	2%	6%	67%	17%	7%	3%	1,399,156

* Total Fires is the sum of Structure, Vehicle, and Outside Fires



* These figures were compiled from FFIRS data.

1997 AVERAGE RESPONSE FREQUENCY

One Fire Department
Response Every
23 Seconds



One Actual Fire Every
**6 Minutes,
4 Seconds**




One Rescue/EMS Every
33 Seconds



One Vehicle
Fire Every
24 Minutes



One False Alarm
Every
**5 Minutes,
42 Seconds**



One Other Fire Every
**15 Minutes,
5 Seconds**



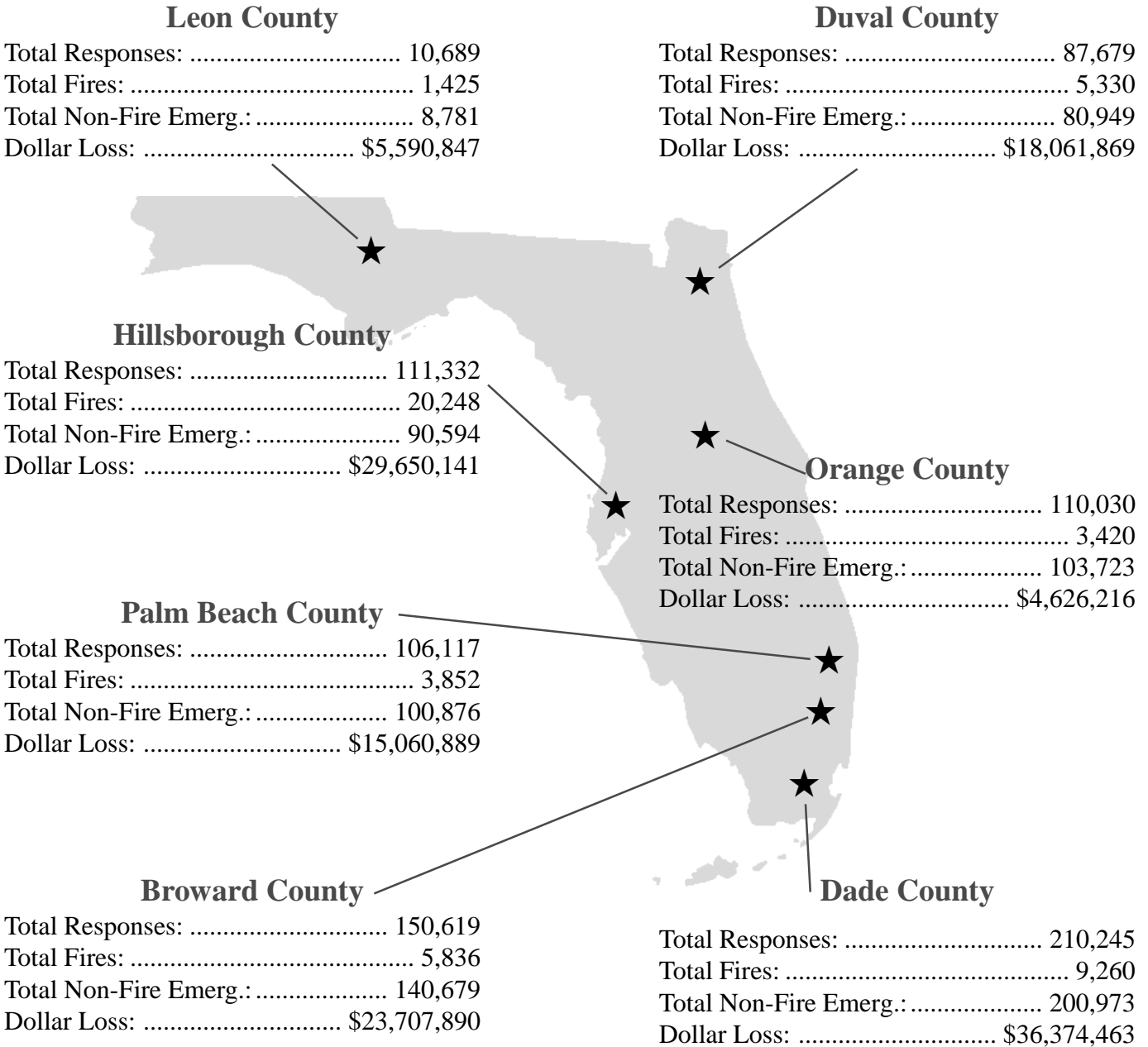
One Other Emergency Every
27 Seconds



* These figures, compiled from FFIRS data, represent an estimated 60 percent of state population.

PRIMARY COUNTY BREAKOUT

County information is taken from those departments within each county that choose to report to FFIRS.



The above is an example of information available for county comparisons. Statistics for each county as well as statewide totals are shown on the following pages.

* These figures, compiled from FFIRS data, represent an estimated 60 percent of state population.

County	Total Incidents	Mutual Aid Given	Total Responses	Structure Fires	Vehicle Fires	Other Fires	Total Fires
Alachua	17,770	2,009	19,779	228	207	1,361	1,796
Baker	0	0	0	0	0	0	0
Bay	1,861	8	1,869	112	85	122	319
Bradford	265	45	310	12	16	15	43
Brevard	40,280	869	41,149	535	525	1,163	2,223
Broward	146,515	4,104	150,619	2,211	1,828	1,797	5,836
Calhoun	48	5	53	15	8	17	40
Charlotte	10,381	455	10,836	88	122	510	720
Citrus	8,383	1,417	9,800	399	251	790	1,440
Clay	7,583	1,024	8,607	147	89	324	560
Collier	18,674	698	19,372	300	269	699	1,268
Columbia	544	1,050	1,594	97	35	51	183
Dade	210,233	12	210,245	2,379	2,715	4,166	9,260
DeSoto	0	0	0	0	0	0	0
Dixie	11	2	13	2	2	5	9
Duval	86,279	1,400	87,679	1,380	1,180	2,770	5,330
Escambia	7,392	804	8,196	289	163	453	905
Flagler	2,521	260	2,781	72	54	172	298
Franklin	11	0	11	0	1	2	3
Gadsden	1,761	143	1,904	135	95	130	360
Gilchrist	24	15	39	3	2	11	16
Glades	0	0	0	0	0	0	0
Gulf	41	9	50	8	2	11	21
Hamilton	148	68	216	23	12	22	57
Hardee	2,538	64	2,602	60	55	141	256
Hendry	432	32	464	13	16	128	157
Hernando	13,336	731	14,067	129	163	303	595
Highlands	3,495	390	3,885	98	86	302	486
Hillsborough	110,842	490	111,332	11,581	6,038	2,629	20,248
Holmes	269	56	325	12	5	22	39
Indian River	5,421	7	5,428	170	141	357	668
Jackson	465	48	513	123	30	110	263
Jefferson	290	51	341	24	28	54	106
Lafayette	44	0	44	18	9	17	44

Rescue/ EMS	Other Emerg.	False Alarms	Dollar Loss	Civilian Injuries	Civilian Deaths	Fire Service Injuries
12,158	2,687	1,129	\$2,896,557	2	0	10
0	0	0	\$0	0	0	0
672	447	423	\$1,145,020	8	0	3
155	43	24	\$137,910	0	0	0
27,648	7,818	2,591	\$6,316,709	52	3	20
103,638	23,471	13,570	\$23,707,890	223	8	141
0	7	1	\$358,000	0	0	0
7,588	1,502	571	\$958,977	5	1	7
2,459	4,345	139	\$893,100	0	0	1
5,583	1,109	331	\$1,400,880	3	1	4
12,533	3,276	1,597	\$3,107,448	15	1	29
80	158	123	\$518,785	10	0	0
162,921	29,369	8,683	\$36,374,463	16	13	1
0	0	0	\$0	0	0	0
2	0	0	\$0	0	2	0
67,309	8,786	4,854	\$18,061,869	57	14	304
4,245	1,570	672	\$2,378,683	13	5	7
1,426	668	129	\$769,481	2	0	2
6	2	0	\$500	0	0	0
503	669	229	\$2,385,342	3	2	1
1	7	0	\$67,550	0	0	0
0	0	0	\$0	0	0	0
6	13	1	\$0	0	0	0
60	24	7	\$255,450	0	0	1
1,946	278	58	\$417,300	0	0	0
222	50	3	\$40,250	0	0	0
9,079	3,057	605	\$1,400,900	13	0	8
2,209	533	267	\$653,037	26	1	2
70,404	15,217	4,973	\$29,650,141	60	28	43
90	131	9	\$183,900	0	0	0
2,357	1,591	805	\$3,649,261	4	0	4
65	59	78	\$1,163,785	7	0	2
84	76	24	\$368,923	2	1	0
0	0	0	\$536,000	3	1	0

County	Total Incidents	Mutual Aid Given	Total Responses	Structure Fires	Vehicle Fires	Other Fires	Total Fires
Lake	12,029	467	12,496	230	209	533	972
Lee	40,400	425	40,825	412	458	1,217	2,087
Leon	10,206	483	10,689	413	290	722	1,425
Levy	347	106	453	48	28	123	199
Liberty	175	68	243	37	14	26	77
Madison	219	34	253	27	14	27	68
Manatee	14,997	525	15,522	449	244	453	1,146
Marion	529	107	636	13	4	10	27
Martin	8,414	588	9,002	102	75	178	355
Monroe	2,967	85	3,052	163	136	226	525
Nassau	4,397	588	4,985	100	102	238	440
Okaloosa	11,184	1,234	12,418	245	186	352	783
Okeechobee	3,442	16	3,458	30	50	73	153
Orange	107,143	2,887	110,030	2,217	581	622	3,420
Osceola	15,433	787	16,220	160	206	510	876
Palm Beach	104,728	1,389	106,117	1,128	1,098	1,626	3,852
Pasco	27,772	1,066	28,838	385	294	579	1,258
Pinellas	134,531	7,164	141,695	1,216	964	1,670	3,850
Polk	32,252	216	32,468	848	776	1,236	2,860
Putnam	4,725	293	5,018	105	65	233	403
Santa Rosa	4,161	557	4,718	154	64	371	589
Sarasota	10,919	1,889	12,808	352	370	1,006	1,728
Seminole	28,219	10,742	38,961	315	360	579	1,254
St. Johns	1,344	3	1,347	23	15	23	61
St. Lucie	21,939	0	21,939	569	312	701	1,582
Sumter	856	157	1,013	40	55	137	232
Suwannee	1,107	12	1,119	88	94	134	316
Taylor	184	19	203	32	10	45	87
Union	34	25	59	13	7	14	34
Volusia	46,372	621	46,993	601	554	1,065	2,220
Wakulla	0	0	0	0	0	0	0
Walton	1,272	100	1,372	60	37	94	191
Washington	76	7	83	12	5	31	48
Statewide	1,350,230	48,926	1,399,156	31,250	21,909	33,508	86,667

Rescue/ EMS	Other Emerg.	False Alarms	Dollar Loss	Civilian Injuries	Civilian Deaths	Fire Service Injuries
8,261	3,008	788	\$4,578,379	6	3	5
29,016	5,829	3,468	\$5,796,739	33	2	16
3,218	3,649	1,914	\$5,590,847	17	3	4
70	64	14	\$46,328	0	0	0
61	27	10	\$488,550	0	0	0
43	89	19	\$753,450	0	0	0
9,739	2,267	1,845	\$3,454,818	3	0	7
421	51	30	\$0	0	0	0
5,895	1,513	651	\$2,037,388	11	0	2
1,516	570	356	\$3,436,504	31	4	7
2,898	902	157	\$1,519,544	0	2	2
7,001	2,625	775	\$3,947,036	15	0	8
2,815	411	63	\$290,151	0	0	0
76,134	18,549	9,040	\$4,626,216	58	4	26
10,729	2,805	1,023	\$4,157,872	8	3	12
68,286	21,334	11,256	\$15,060,889	97	4	42
21,079	4,151	1,284	\$7,166,513	26	1	19
95,708	28,248	6,725	\$15,189,735	195	6	125
22,052	5,919	1,421	\$9,431,207	24	3	9
3,577	627	118	\$680,475	1	1	2
2,035	1,387	150	\$1,057,645	4	0	2
2,567	2,645	3,979	\$4,051,539	12	0	8
16,701	8,273	1,991	\$4,540,509	55	3	35
990	187	106	\$103,325	0	0	0
18,818	757	782	\$1,635,650	0	0	0
384	208	32	\$569,950	1	2	0
454	273	64	\$1,225,400	1	0	1
0	74	23	\$154,600	2	0	0
0	0	0	\$0	0	1	0
31,756	10,763	1,633	\$9,888,359	62	2	29
0	0	0	\$0	0	0	0
617	314	150	\$303,360	1	0	0
14	13	1	\$207,000	0	0	0
938,304	233,495	91,764	\$251,788,089	1,187	125	951

TOTAL IMPACT FROM FIRES



RESIDENTIAL

Single-family dwellings, apartments, mobile homes,
hotels, motels, etc.


23,774



PUBLIC & MERCANTILE

Stores, restaurants, institutions, churches, public facilities,
education, offices

5,004



INDUSTRIAL & OTHER BLDGS.

Basic Industry, manufacturing, residential garage, storage,
vacant, under construction, unknown

2,472



MOBILE PROPERTY

Automobiles, trucks, trains, buses, boats, airplanes

21,909



OUTSIDE & OTHER

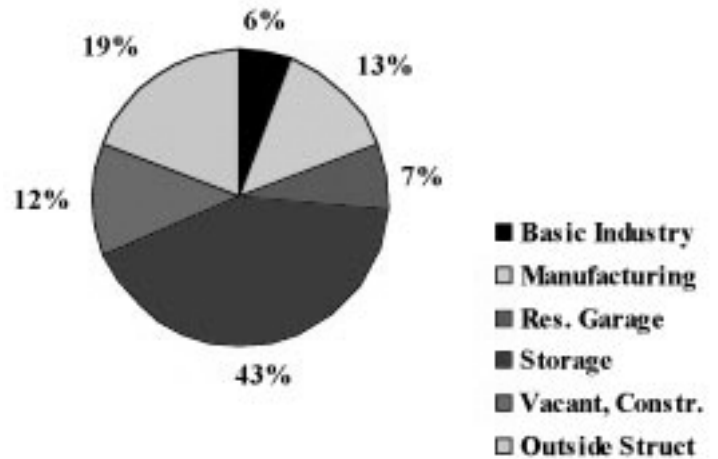
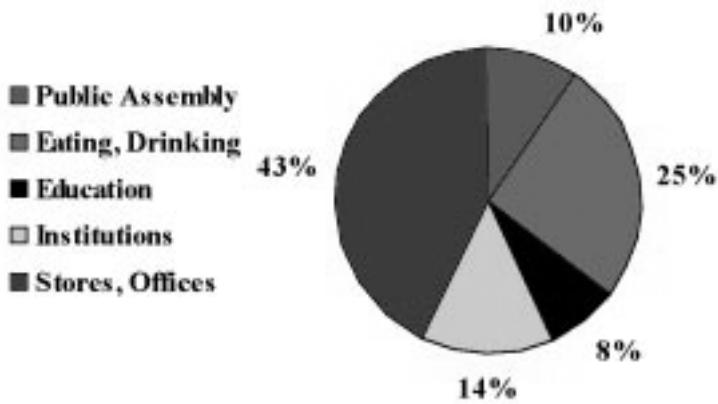
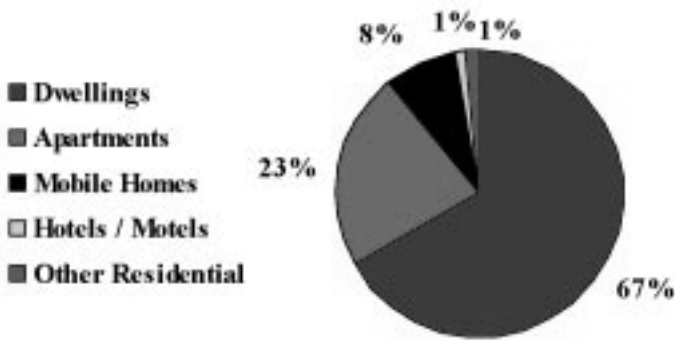
Dumpsters, trash, grass, trees

33,508

Total: 86,667

**These figures, compiled from FFIRS data, represent an estimated 60 percent of state population.*

BUILDING FIRES BY PROPERTY TYPE

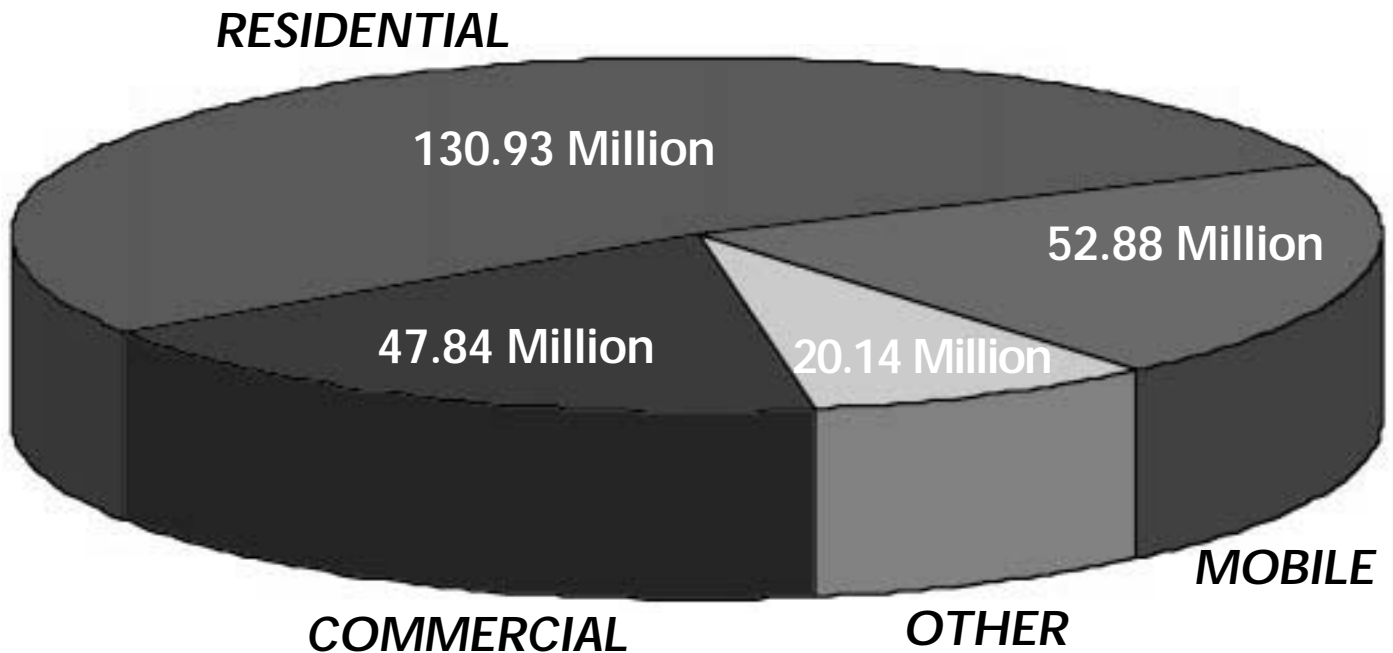


*These figures, compiled from NFIRS data, represent an estimated 60 percent of state population.

STATEWIDE DOLLAR LO\$\$

Reported Value of Property Lost to Fire during 1997:

251.79 Million Dollars

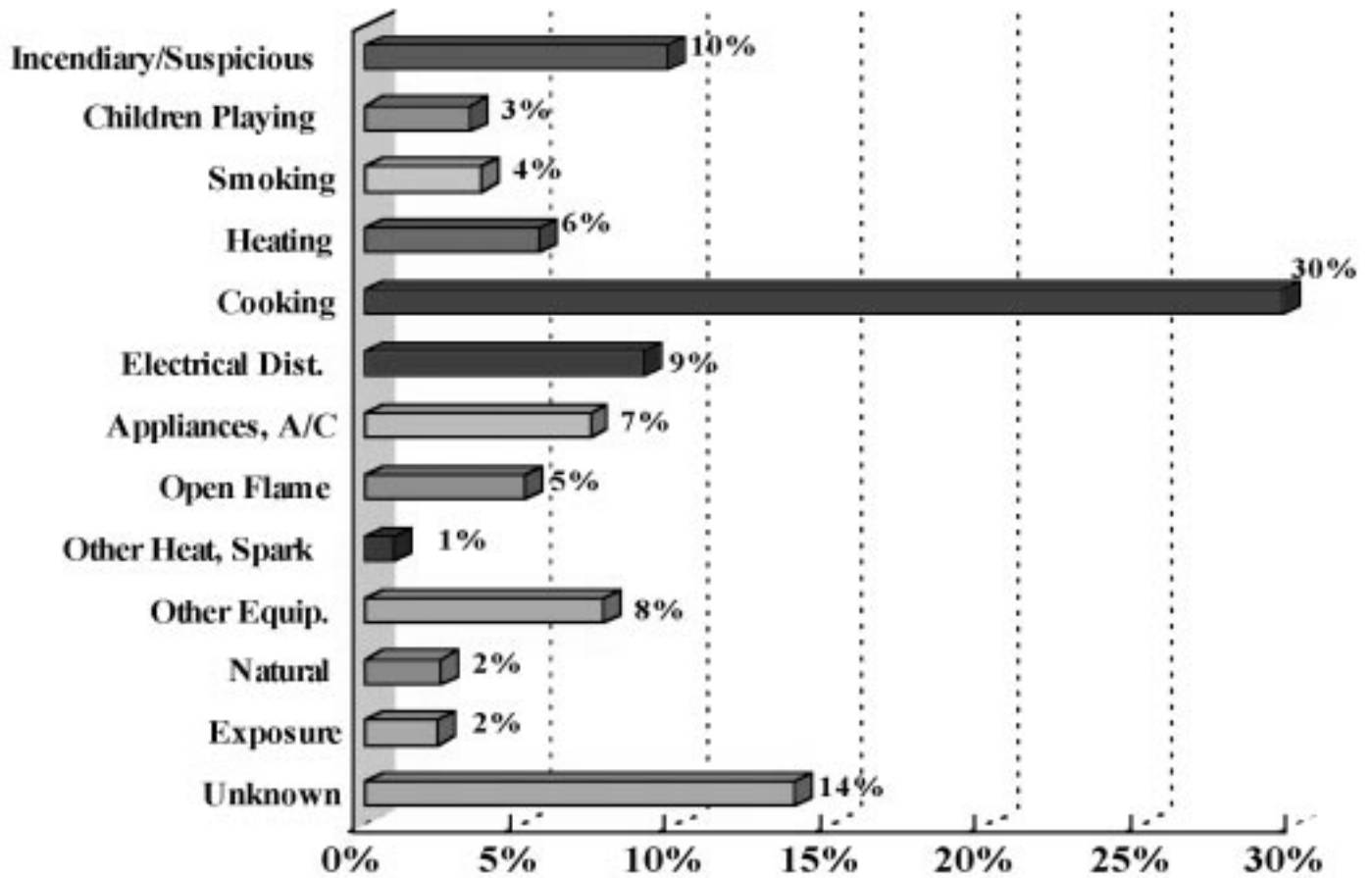


**These figures, compiled from FFIRS data, represent an estimated 60 percent of state population.*

RESIDENTIAL FIRE CAUSES

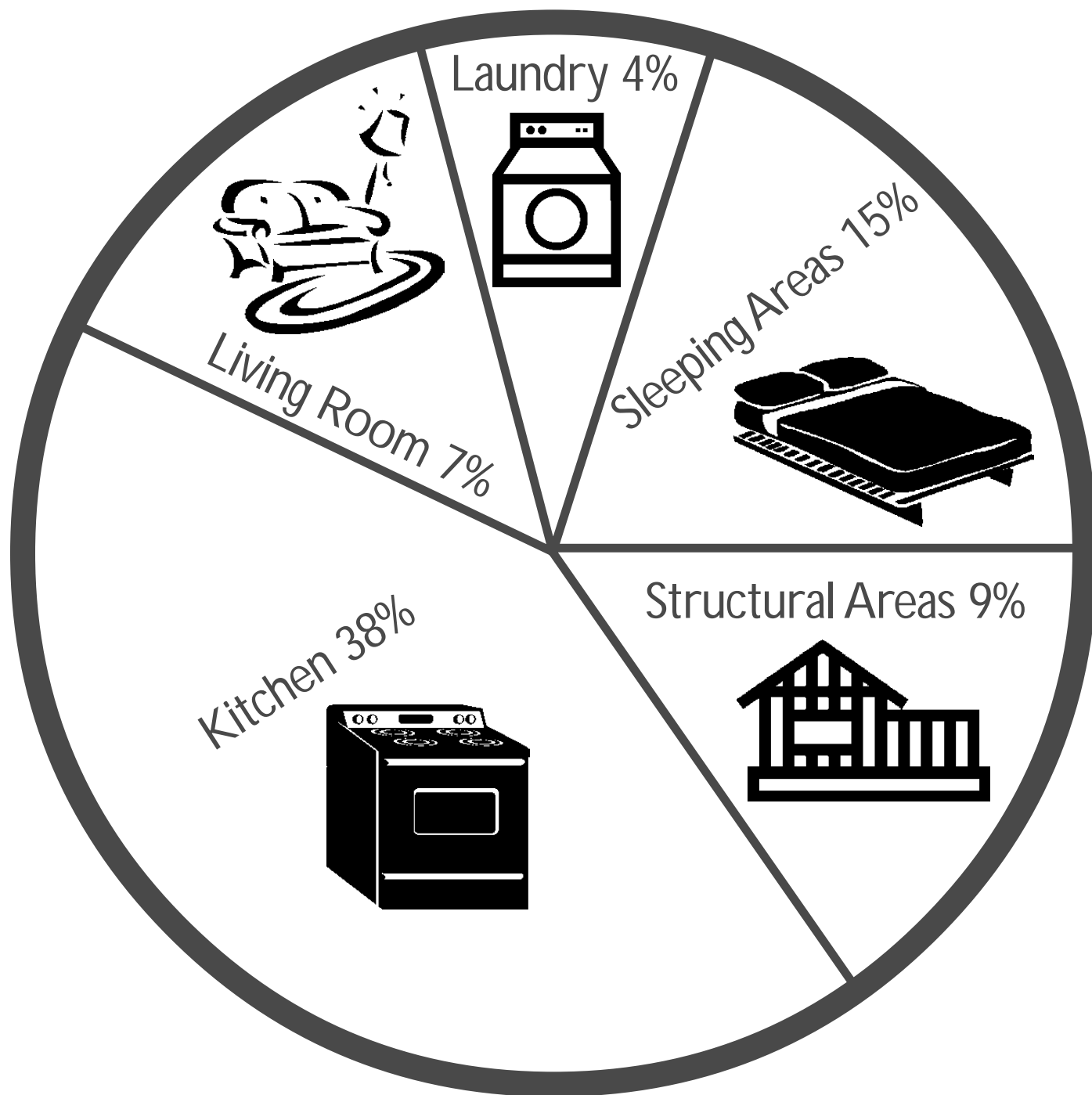


Residential Fires reported to FFIRS during 1997: 23,774



**These figures, compiled from NFIRS data, represent an estimated 60 percent of state population.*

WHERE MOST HOUSE FIRES OCCUR

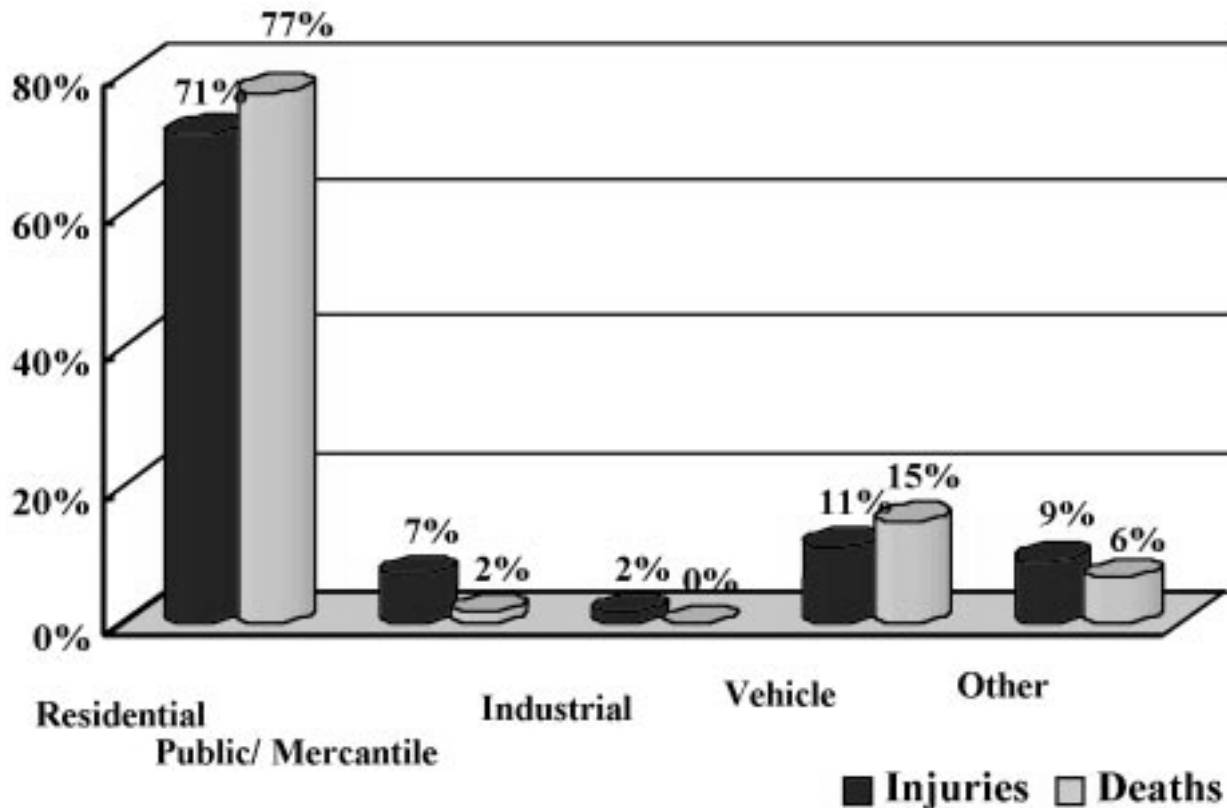


**These figures, compiled from NFIRS data, represent an estimated 60 percent of state population.*

CIVILIAN INJURIES AND DEATHS

During 1997, 1,187 civilians were injured in fires and 125 civilian deaths were reported. Residential properties consistently constitute the greatest number of fire injuries and deaths among structure fires, while industrial structures generally result in the least. Fire statistics show that 76 of the 125 civilians reported to have been killed as a result of a structure fire were in residential properties. Each year, many factors contribute to the number of injuries and deaths, with several of the more prominent factors including smoking, falling asleep, explosions, health impairments, and alcohol.

1997 Civilian Fire Injuries and Deaths

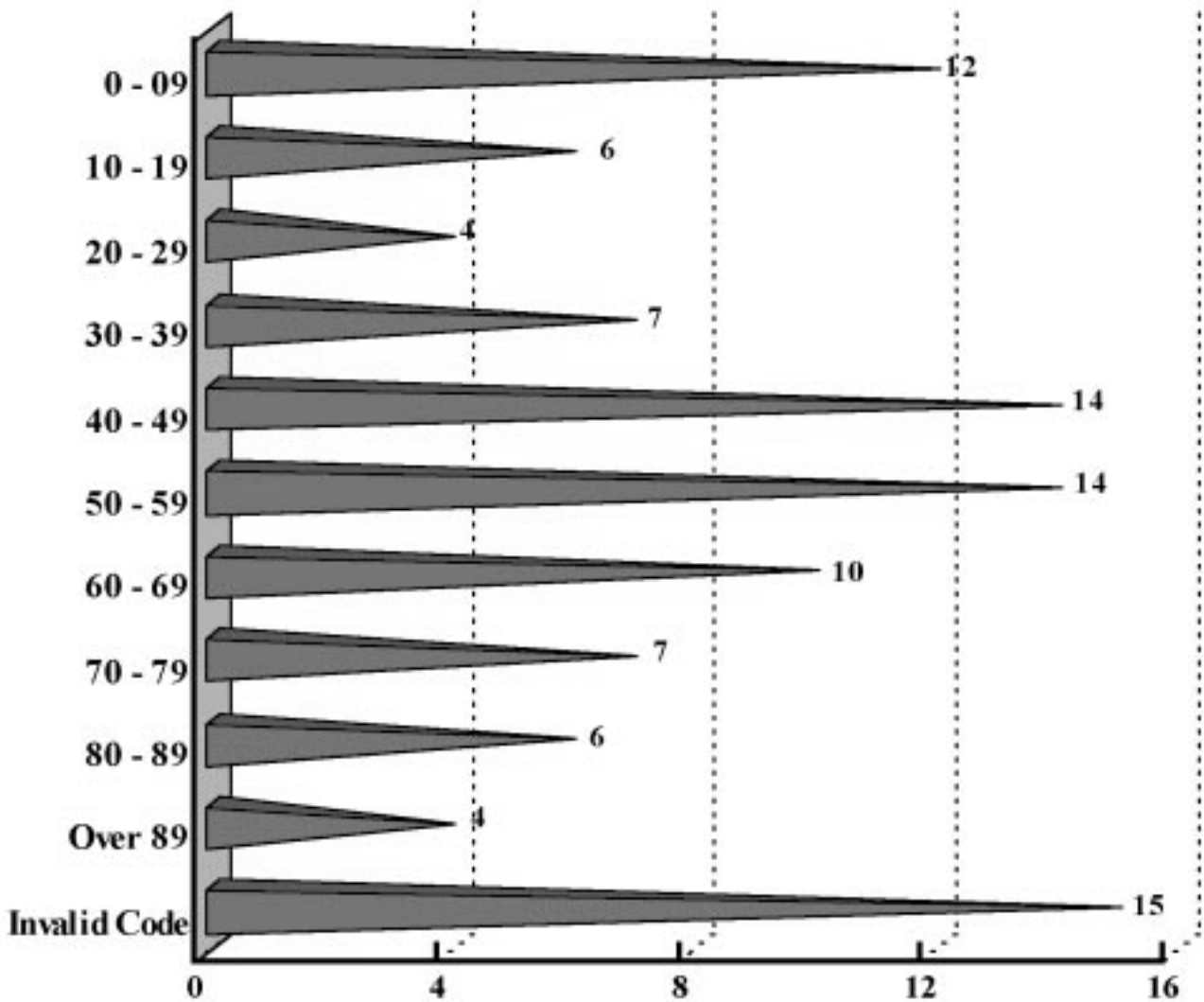


FFIRS data, as reported by the Florida fire chiefs, represent an estimated 60 percent of the state population. However, the Bureau of Fire and Arson Investigations independently investigated 148 fire fatalities during 1997.

**These figures, compiled from FFIRS data, represent an estimated 60 percent of state population.*

FLORIDA FIRE DEATHS BY AGE

Fire education is extremely important especially given the fact that statistics dictate the younger and older citizens are the most vulnerable to injury by fire. People ages forty and older account for more than half of Florida's 1997 reported deaths from fire, while children under the age of 10 make up 12 percent.

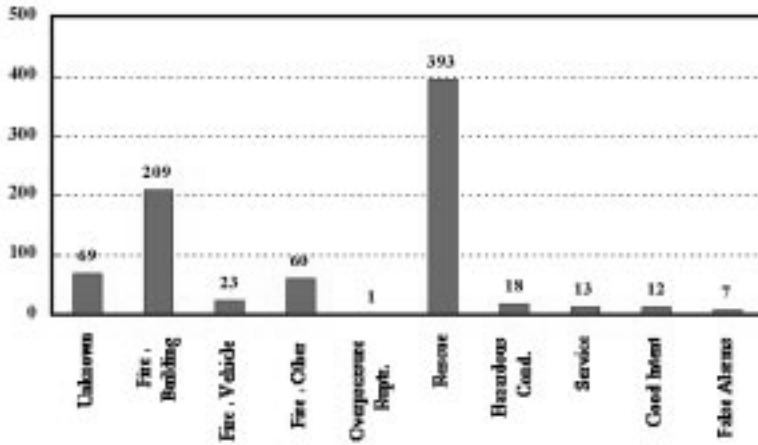


**These figures, compiled from NFIRS data, represent an estimated 60 percent of state population.*

FIREFIGHTER INJURIES

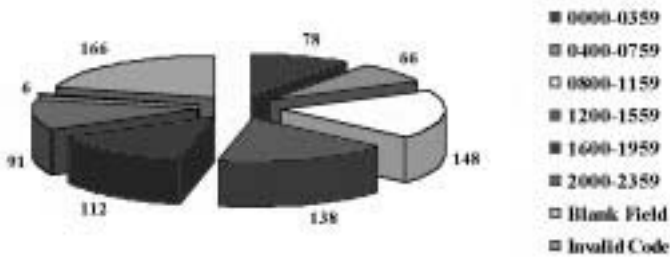
Statistics listed below are from NFIRS only. In effect, it excludes information from those departments choosing to report through annual/semi-annual surveys.

Type of Situation Found and Injuries

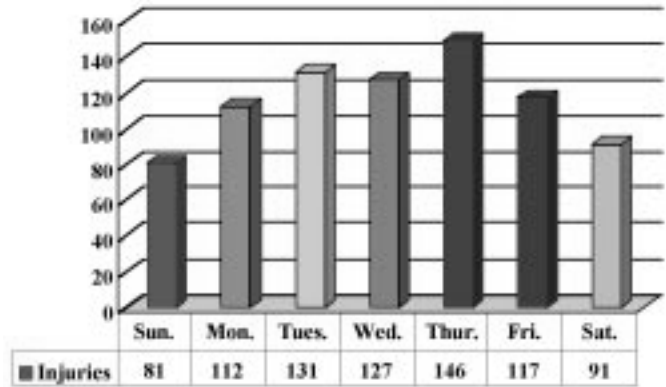


Firefighters in the state of Florida deal with a variety of hazards while performing their duties. Hazards include smoke inhalation, burns, straining of body parts, exposure to chemicals, and stress. In 1997, 805 firefighters were injured in the line of duty.

Times of Firefighter Injuries



Day of the Week Injuries



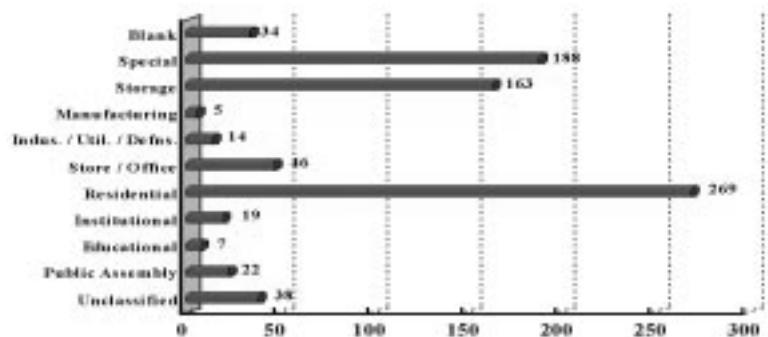
FIREFIGHTER DEATHS

IN HONOR AND REMEMBRANCE

Malcolm A. Rovero, II
Estero Fire District

David S. Williams
Taylor County Fire Rescue Service

Property Types and Injuries



*These figures, compiled from NFIRS data, represent an estimated 60 percent of state population.

REPORTING FIRE DEPARTMENTS LISTING

The following is a listing of the departments which reported to the Florida Fire Incident Reporting System during 1997, and their general, reporting media. In total, 390 departments throughout the state reported.

ALACHUA COUNTY

Electronic:

Cross Creek VFD
Hawthorne FD
Newberry FD
Waldo VFD
Windsor VFD

Paper:

Alachua County F/R
Archer VFD
High Springs FD
La Crosse VFD
Micanopy FD

Survey:

Gainesville FD

BAY COUNTY

Paper:

Panama City FD

Survey:

Springfield FD

BREVARD COUNTY

Electronic:

Brevard County PSD
Cape Canaveral VFD
City of Palm Bay
Indialantic F/R
Kennedy Space Center FD
Melbourne FD
Rockledge FD
Satellite Beach FD

Paper:

Palm Bay FD

Survey:

Cocoa Beach FD
Indian Harbour Beach VFD
Titusville F/R

BROWARD COUNTY

Electronic:

City of Oakland Park F/R Svcs.
Cooper City F/R
Coral Springs FD
Hollywood FD
Lauderdale Lakes FD
Lauderhill FD
Margate FD
Miramar F/R
North Lauderdale PSD
Pembroke Park F/R
Pembroke Pines FD
Pompano Beach F/R
Tamarac FD
Wilton Manors FD

Paper:

Broward County Emer. Svcs.
Coconut Creek PSD
Dania FD
Hallandale FD
Parkland PSD
Plantation FD
Sunrise f/R

Survey:

Davie FD
Deerfield Beach F/R
Ft. Lauderdale FD
Lighthouse Point FD

CALHOUN COUNTY

Survey:

Mossy Pond VFD

CHARLOTTE COUNTY

Electronic:

Charlotte County f/R
Punta Gorda FD

CITRUS COUNTY

Electronic:

Hernando VFD

Paper:

Beverly Hills VFD
Chassahowitzka VFD
Citrus Springs VFD
Connell Heights VFD
Crystal River FD
DeRosa VFD
Floral City VFD
Highlands VFD
Homosassa VFD
Inverness VFD
Ozello VFD

Survey:

Citrus County F/R

CLAY COUNTY

Electronic:

Green Cove Springs FD
Keystone Heights VFD
Orange Park FD
Penney Farms FD

Paper:

Clay County F/R

COLLIER COUNTY

Electronic:

Golden Gate FC/R Dist.
Immokalee Vol. F/R
Marco Island FCD
North Naples FC/R

Paper:

Big Corkscrew Island VFD
East Naples FC/R Dist.
Isle of Capri FCD
Ochopee FCD

COLUMBIA COUNTY

Survey:

Lake City FD

DADE COUNTY

Survey:

Coral Gables FD
Hialeah FD
Metro-Dade County FD

Miami Beach FD
Miccosukee Safety Mgmt.
Village of Key Biscayne F/R

DIXIE COUNTY

Survey:

Suwannee FVD

DUVAL COUNTY

Electronic:

Atlantic Beach FD
Jacksonville F/R
Jacksonville Beach FD

ESCAMBIA COUNTY

Electronic:

Bellview VFD
Brent VFD
Division of Forestry
Ensley VFD
Innerarity Point VFD
Molino VFD
Pensacola FD
Pleasant Grove VFD

Survey:

Beulah F/R
Century VFD
McDavid VFD
Myrtle Grove VFD
Walnut Hill VFD

FLAGLER COUNTY

Electronic:

Flagler Beach VFD
Palm Coast F/R
Rima Ridge VFD

Paper:

Bunnell VFD
Espanola VFD
Korona VFD
Rima Ridge VFD
St. Johns Park VFD

FRANKLIN COUNTY

Paper:

St. James-Lanark VFD

GADSDEN COUNTY

Electronic:

Quincy FD

Paper:

Florida State Hospital FD
Greensboro FD
Havana FD
Mt. Pleasant VFD
Wetumpka VFD

Survey:

Midway VFD

GILCHRIST COUNTY

Paper:

Bell VFD



GULF COUNTY**Survey:**

Gulf County Beaches VFD
Overstreet VFD

HAMILTON COUNTY**Paper:**

Crossroads VFD
Jasper FD

HARDEE COUNTY**Paper:**

Hardee County F/R

Survey:

Bowling Green VFD

HENDRY COUNTY**Paper:**

Felda VFD
Monture-Flaghole VFD
Pioneer VFD

HERNANDO COUNTY**Electronic:**

East Hernando County FCD
Hernando Beach VFD
N.W. Hernando County FPD
South Central Fire Dist.
Tri-County FVD

Paper:

Spring Hill F/R Dist

Survey:

Brooksville FD

HIGHLANDS COUNTY**Electronic:**

City of Avon Park FD
DeSoto City VFD
Highland Lakes VFD
Highlands Park VFD
Leisure Lakes VFD
Lorida VFD
Sebring FD
Sebring Airport VFD
Sun 'N Lake of Lake Placid
West Sebring VFD

Paper:

Highlands County FD
Lake Placid VFD
Lincoln Heights VFD
Sun'N Lake of Sebring VFD

HILLSBOROUGH COUNTY**Electronic:**

Plant City FD

Survey:

Hillsborough County FD
Tampa FD
Temple Terrace FD

HOLMES COUNTY**Paper:**

New Hope VFD

INDIAN RIVER COUNTY**Paper:**

Indian River County Fire Dist.
Indian River Shores PSD

JACKSON COUNTY**Paper:**

Campbellton VFD
Compass Lake in the Hills VFD

Grand Ridge VFD
Sneads FD

Survey:

Cottondale VFD
Dellwood VFD
Marianna FD

JEFFERSON COUNTY**Paper:**

Jefferson County FD

LAFAYETTE COUNTY**Survey:**

Mayo VFD

LAKE COUNTY**Electronic:**

Clermont VFD
Eustis FD
Lake County FD
Leesburn FD
Mount Dora FD
Tavares FD

Paper:

Mascotte F/R

Survey:

Monteverde VFD
Umatilla FD

LEE COUNTY**Electronic:**

Bayshore FPR Svc. Dist.
Cape Coral FD
Ft. Myers Beach FCD
Lehigh Acres FC/R Dist.
Matlacha - Pine Island VCD
North Ft. Myers FCD
San Carlos Park VCD
South Trail FP/R

Paper:

Boca Grande VCD
Bonita Springs VCD
Captive VCD
Ft. Myers FD
Sanibel VCD
Upper Captiva F/R Dist.

Survey:

Alva FD

LEON COUNTY**Electronic:**

Lake Jackson VFD

Paper:

Woodville VFD

Survey:

Tallahassee FD

LEVY COUNTY**Paper:**

Chiefland VFD
Inglis VFD
Yankeetown VFD

Survey:

Morrison-Montbrook VFD
Williston VFD

LIBERTY COUNTY**Survey:**

Liberty County FD

MADISON COUNTY**Paper:**

Cherry Lake VFD
Madison FD

MANATEE COUNTY**Electronic:**

Anna Maria VCD
Braden River F/R Dist.
North River Fire Dist.

Paper:

Longboat Key VFD
Myakka City Fire Dist.

Survey:

Bradenton FD
Cedar hammock VCD
Southern Manatee F/R Dist.
Trailer Estates VFD

MARION COUNTY**Survey:**

Dunnellon FD

MARTIN COUNTY**Electronic:**

Martin County F/R
Stuart FD

MONROE COUNTY**Electronic:**

Big Coppitt VFD
Bif Pine Key VFD
Conch Key Vol. F/R
Islamorada VFD
Key Largo Vol. f/R
Layton VFD
Marathon Vol. F/R
Stock Island VFD
Sugarloaf VFD
Tavernier VFD

Paper:

Ocean Reef PSD

Survey:

Key West FD

NASSAU COUNTY**Electronic:**

Fernandina Beach Mun. FD

Paper:

Bryceville F/R
Callahan VFD
Gray Gables-Nassau Village VFD
Hilliard VFD
Nassau County Dept. Emer. Svcs.
Nassauville VFD
River Road VFD
Yulee VFD

OKALOOSA COUNTY**Electronic:**

Crestview FD
Destin VCD
Division of Forestry
Ft. Walton Beach FD
Mary Esther FD
North Bay Fire Dist.
Ocean City - Wright VCD
Okaloosa Island FD

Paper:

Holt VFD
Niceville VFD
Valparaiso VFD

Survey:

Baker Vol. VCD
Dorcas VFD

OKEECHOBEE COUNTY**Electronic:**

Okeechobee FD
Okeechobee County FD

ORANGE COUNTY**Electronic:**

Apopka FD
Maitland FD
Ocoee FD
Winter Garden FD
Winter Park

Survey:

Orlando FD

OSCEOLA COUNTY**Electronic:**

Kissimmee FD
Osceola County F/R
St. Cloud F/R

PALM BEACH COUNTY**Electronic:**

Boca Raton FD
Boynton Beach FD
Lake Worth FD
Lantana F/R
North Palm Beach FD
Pahokee FD
Palm Beach F/R
Palm Beach County F/R
Palm Beach Gardens FD
Royal Palm Beach FD
West Palm Beach FD

Paper:

Belle Glade FD
Delray Beach FD
Greenacres PSD
Lake Park FD
Palm Beach Shores VFD
South Bay FD
Tequesta F/R

Survey:

Mangonia Parks PSD
South Palm Beach PSD

PASCO COUNTY**Electronic:**

Dade City F/R
New Port Richey FD
Pasco County F/R
Port Richey F/R
Zephyrhills FD

Paper:

Magnolia Valley VFD
Tri-Community Fire Assoc.

PINELLAS COUNTY**Electronic:**

Belleair VFD
Belleair Bluffs VFD
Clearwater FD
Dunedin Fire Admin.
Dunedin Medic I
East Lake F/R
Gulfport FD
Indian Rocks Special FCD
Kenneth City VFD
Largo FD
Lealman F/R
Madeira Beach FD
Oldsmar FD
Palm Harbor FD

Pinellas Park FD
Redington Beach FD
Safety Harbor FD
Seminole F/R
South Pasadena FD
St. Pete/Clearwater Airport F/R
St. Petersburg FD
St. Petersburg Beach FD
Tarpon Springs FD
Treasure Island FD

POLK COUNTY**Electronic:**

Auburndale FD
Bartow FD
Haines City FD
Lake Alfred FD
Polk County FD & paper
Winter Haven FD

Paper:

Davenport VFD
Frostproof FD

Survey:

Ft. Meade FD
Lake Wales FD
Lakeland FD

PUTNAM COUNTY**Electronic:**

Palatka FD

Paper:

Crescent City VFD
Interlachen Lake Estates VFD

Survey:

Georgetown - Fruitland VFD
Interlachen VFD/Ponoma Park - Lake
Como VFD

SANTA ROSA COUNTY**Electronic:**

Bagdad VFD
Berrydale VFD
City of Jay VFD
Division of Forestry
East Milton VFD
Milton FD
Munson VFD
Navarre Beach VFD
Pace VFD

Survey:

Allentown VFD
Harold VFD
Jay VFD

SARASOTA COUNTY**Electronic:**

Englewood Area VCD
Nokomis VFD
Venice FD

Paper:

Sarasota County FD

Survey:

North Port F/R

SEMINOLE COUNTY**Electronic:**

Altamonte Springs FD
Casselberry FD
Oviedo F/R
Seminole County FD

ST. JOHNS COUNTY**Electronic:**

St. Augustine FD

ST. LUCIE COUNTY**Survey:**

St. Lucie County-Ft. Pierce Fire Dist.

SUMTER COUNTY**Paper:**

Bushnell PSC
Coleman VFD
Croom-a-Coochee VFD
Oxford VFD

Survey:

Wildwood VFD

SUWANNEE COUNTY**Paper:**

Branford VFD
Dowling Park VFD
Falmouth VFD
Live Oak FD
Luraville VFD
McAlpin VFD
O'Brien VFD
Pine Grove VFD
Ranchette VFD
Stage Coach VFD
Suwannee County FD
Taylorville VFD
Wellborn VFD

TAYLOR COUNTY**Survey:**

Perry FD

UNION COUNTY**Survey:**

Lake Butler VFD

VOLUSIA COUNTY**Electronic:**

Daytona Beach Shores FD
Deland FD
Holly Hill FD
Orange City FD
Port Orange F/R
Volusia County DFS

Paper:

Edgewater F/R
New Smyrna Beach FD
Ormond Beach FD
Ponce Inlet VFD
South Daytona FD
Interlachen Lake Estates VFD

Survey:

Daytona Beach PSC
Daytona Beach Airport FD
Deltona FD

WALTON COUNTY**Electronic:**

Freeport VFD

Paper:

South Walton Fire Dist.
Tri-Village VFD

Survey:

Red Bay VFD

WASHINGTON COUNTY**Survey:**

Sunny Hills VFD
Vernon VFD





FLORIDA DEPARTMENT OF INSURANCE, TREASURY, AND FIRE MARSHAL
Division of State Fire Marshal
The Capital, Tallahassee, Florida 32399-0301