



DEPARTMENT OF MANAGEMENT  
**SERVICES**

Rick Scott, Governor  
John P. Miles, Secretary

DIVISION OF STATE PURCHASING

# Office of Supplier Diversity

Annual Report  
Fiscal Year 2010 - 11

LD THE RIGHT TEAM | OPERATE WITH EXCELLENCE  
ELIVER ON COMMITMENTS | PARTNER FOR SUC  
S | ARCHITECT FOR TODAY & TOMORROW | AP  
BUSINESS STRATEGIES, PROCESS&ACUMEN TO  
S | SUPPORT THE GOVERNOR'S AGENDA | BUILD  
E RIGHT TEAM | OPERATE WITH EXCELLENCE  
IVER ON COMMITMENTS | PARTNER FOR SUC  
S | ARCHITECT FOR TODAY & TOMORROW | AP  
BUSINESS STRATEGIES, PROCESS&ACUMEN TO  
S | SUPPORT THE GOVERNOR'S AGENDA | BUILD  
E RIGHT TEAM | OPERATE WITH EXCELLENCE  
IVER ON COMMITMENTS | PARTNER FOR SUC  
S | ARCHITECT FOR TODAY & TOMORROW | AP  
BUSINESS STRATEGIES, CESS | SUPPORT THE  
VERNOR'S AGENDA | BUILD THE RIGHT TEAM | OP  
ATE WITH EXCELLENCE | ARCHITECT FOR TODAY



# Table of Contents

Minority-, Woman-, and/or Service-Disabled Veteran-Owned Businesses.....	1
General.....	2
Compliance .....	3
Total Fiscal Year 2010-11 Minority Businesses .....	5
Office Of Supplier Diversity Staff.....	
Fiscal Year 2010-11 Total Agency Expenditures by Industry.....	6
Fiscal Year 2010-11 Total Agency Expenditures by Industry .....	7
Fiscal Year 2010-11 Total Dollar Amount and Percentage of Contracts Awarded Indirectly to Certified Minority Business Enterprises as Subcontractors by each State Agency .....	8
Fiscal Year 2010-11 Total Dollar Amount and Percentages of Contracts Awarded to Certified Minority Business Enterprises by Each State Agency .....	9
Fiscal Year 2010-11 Total Dollar Amount and Percentage of Contracts Awarded to Certified Minority Business Enterprises Whether Directly or Indirectly as Subcontractors.....	10
Appendix 1 I -1 Other Relevant Information Fiscal Year 2010-11 Total Dollar Amount and Percentages of Contracts Awarded to Non-Certified Minority Business Enterprises by Agency .....	11
Appendix II I -2 Fiscal Year 2010-11 Total Dollar Amount and Percentages of Contracts Awarded to Non-Profit Minority Business Enterprises by Each Agency .....	12
Appendix III I -3 Fiscal Year 2010-11 Total Agency Expenditures by Business Classification .....	13

## Minority-, Woman-, and/or Service-Disabled Veteran-Owned Businesses

To become certified as a minority-, woman-, and/or service-disabled veteran-owned business enterprise in Florida a business must be:

- Engaged in commercial transactions
- Domiciled in Florida
- Fifty-one percent owned, managed, and controlled by an African American, Hispanic American, Asian American, Native American, woman or service-disabled veteran who is a permanent resident of Florida and a United States citizen
- A small business that is independently owned and operated, with a net worth of no more than \$5 million and that employs less than 200 full-time permanent employees, or is recognized as a certified business by the federal government

### Certification benefits include:

- First-tier and second-tier referrals to state agencies for order and contract opportunities
- Mentor-Protégé opportunities for business development guidance from established corporations
- Exclusive listing of state-certified minority business enterprises in an online directory
- Participation at regional workshops, seminars, and corporate roundtables and discounts at the annual Florida MatchMaker Conference & Trade Show
- Workshops to help grow business
- Loan mobilization to assist eligible businesses with funding
- Incentives for state agencies and universities to increase spending

## General

Section 287.09451, Florida Statutes, requires the department to establish a system to record and measure the use of certified minority business enterprises in state contracting. This system maintains information and statistics on certified minority business enterprise participation, awards, dollar volume of expenditures and agency goals, and other appropriate types of information to analyze progress in the access of certified minority business enterprises to state contracts and monitor agency compliance. Agencies report their compliance with the requirements of this reporting system annually to the department. Further, the Office of Supplier Diversity is responsible for advising each agency on compliance performance.

Agencies also are required to adopt a minority business enterprise utilization plan for review and approval by the Office of Supplier Diversity (OSD) that identifies meaningful and useful methods to assist minority business enterprises. Each agency designates a senior-level employee as a minority enterprise assistance officer, responsible for overseeing the agency's minority business utilization activities, and who is not also charged with purchasing responsibility. This individual and agency purchasing officials are accountable to the agency head for the agency's minority business utilization performance.

Annually, the Office of Supplier Diversity reports agency compliance for the previous fiscal year to the Governor and Cabinet, the President of the Senate, and the Speaker of the House of Representatives on or before February 1. This report provides information in the following areas:

- a. Total expenditures of each agency by industry.
- b. The dollar amount and percentage of contracts awarded to certified minority business enterprises by each state agency.
- c. The dollar amount and percentage of contracts awarded indirectly to certified minority business enterprises as subcontractors by each state agency.
- d. The total dollar amount and percentage of contracts awarded to certified minority business enterprises, whether directly or indirectly, as subcontractors.
- e. A statement and assessment of good faith efforts taken by each state agency.
- f. A status report of agency compliance in developing a minority business enterprise utilization plan and appointing a minority enterprise assistance officer.

## Compliance

For Fiscal Year 2010-11, all agencies complied with the requirement to have a minority business enterprise utilization plan and each agency had a designated minority enterprise assistance officer.

Agency	Plan Submitted	Plan Approved
Agency for Health Care Administration	Yes	Yes
Agency for Person with Disabilities	Yes	Yes
Agency for Workforce Innovation	Yes	Yes
Department of Agriculture and Consumer Services	Yes	Yes
Department of Business and Professional Regulation	Yes	Yes
Department of Children and Families	Yes	Yes
Department of Citrus	Yes	Yes
Department of Community Affairs	Yes	Yes
Department of Corrections	Yes	Yes
Department of Education	Yes	Yes
Department of Elder Affairs	Yes	Yes
Department of Environmental Protection	Yes	Yes
Department of Financial Services	Yes	Yes
Department of Health	Yes	Yes
Department of Highway Safety and Motor Vehicles	Yes	Yes
Department of Juvenile Justice	Yes	Yes
Department of Law Enforcement	Yes	Yes
Department of Legal Affairs	Yes	Yes
Department of Management Services	Yes	Yes
Department of Military Affairs	Yes	Yes
Department of Revenue	Yes	Yes
Department of State	Yes	Yes
Department of the Lottery	Yes	Yes
Department of Transportation	Yes	Yes
Department of Veterans' Affairs	Yes	Yes
Executive Office of the Governor	Yes	Yes
Fish and Wildlife Conservation Commission	Yes	Yes
Florida A&M University	Yes	Yes
Florida Atlantic University	Yes	Yes
Florida Community Colleges	Yes	Yes
Florida Gulf Coast University	Yes	Yes
Florida International University	Yes	Yes
Florida Parole Commission	Yes	Yes
Florida School For the Deaf and the Blind	Yes	Yes
Florida State University	Yes	Yes
New College of Florida	Yes	Yes
University of Central Florida	Yes	Yes
University of Florida	Yes	Yes
University of North Florida	Yes	Yes
University of South Florida	Yes	Yes
University of West Florida	Yes	Yes

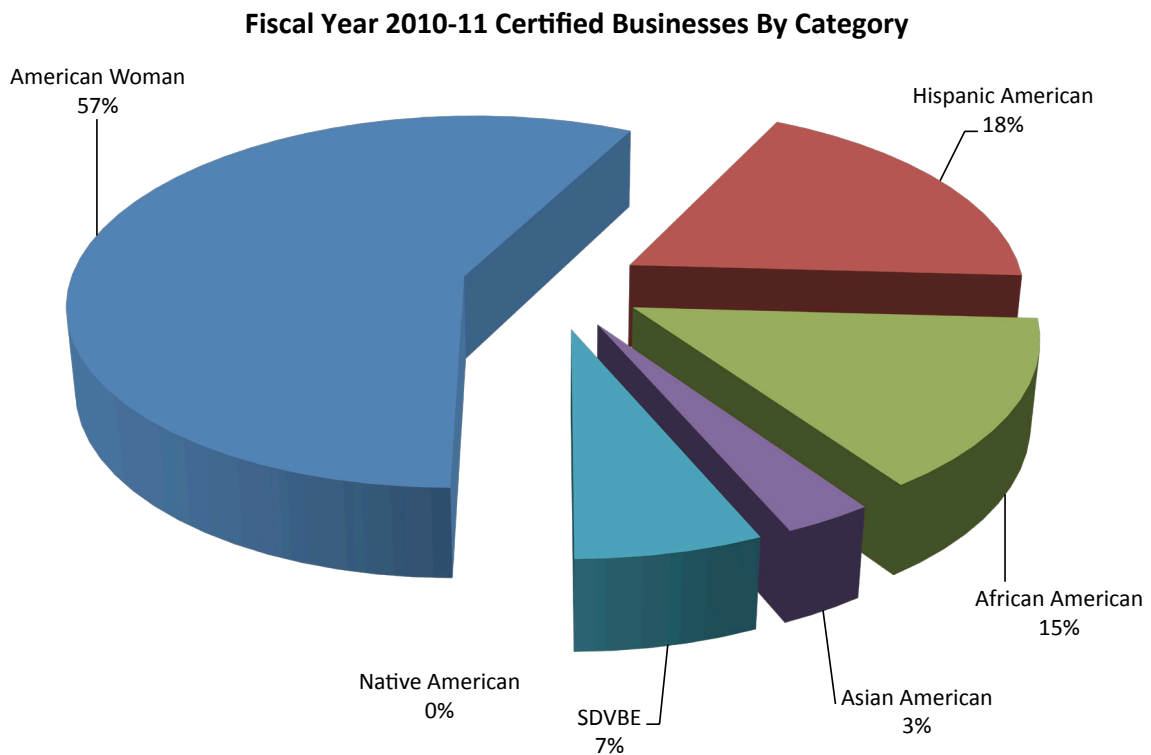
## Businesses Certified During Fiscal Year 2010-11

For the Fiscal Year ending June 30, 2011, the Office of Supplier Diversity certified 676 new minority-, woman-, and service-disabled veteran-owned business enterprises.

Of these businesses:

- 388 were Caucasian woman-owned business enterprises
- 125 were Hispanic American-owned business enterprises
- 98 were African American-owned business enterprises
- 21 were Asian American-owned business enterprises
- 44 were Service-Disabled Veteran-owned business enterprises (SDVBE)
- 0 were Native American-owned business enterprises

**NOTE:** Ethnic business enterprises and service-disabled veteran businesses include men and women



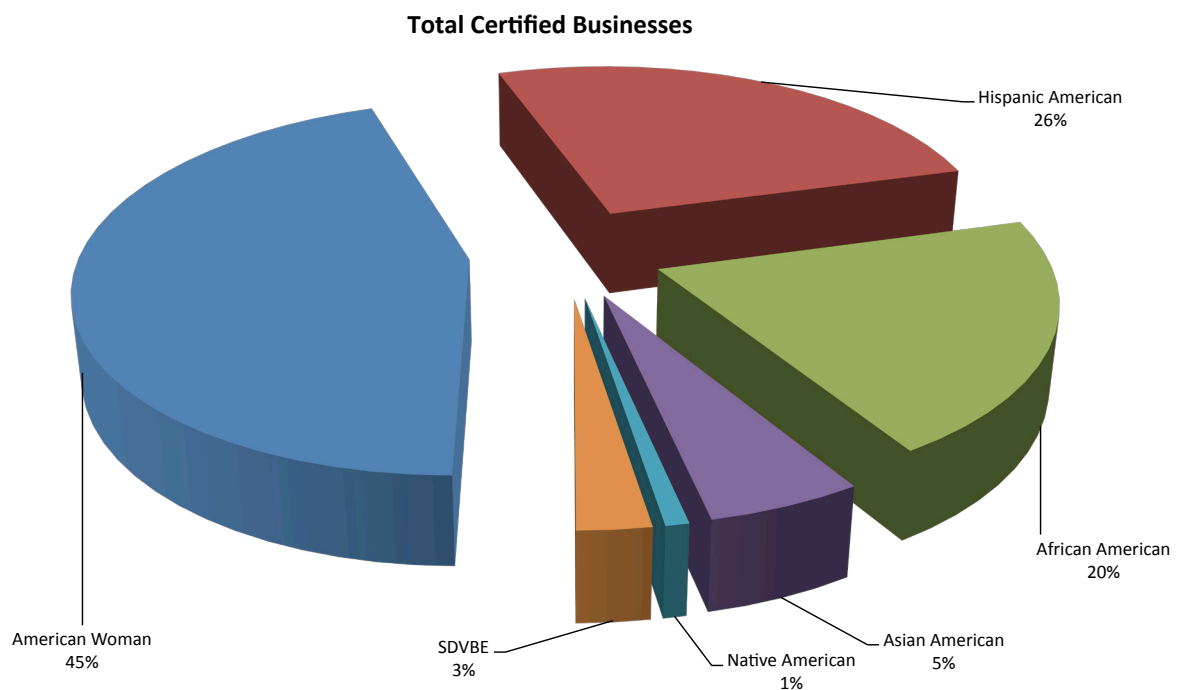
## Total Fiscal Year 2010-11 Minority Businesses

During Fiscal Year 2010-11 there were a total of 5,474 certified minority-, woman-, and service-disabled veteran-owned business enterprises statewide. This represents a 14.64 percent increase over Fiscal Year 2009-10 of 4617 minority businesses statewide.

Of the certified businesses:

- 2,452 were Caucasian woman-owned business enterprises
- 1,421 were Hispanic American-owned business enterprises
- 1,119 were African American-owned business enterprises
- 296 were Asian American-owned business enterprises
- 141 were Service-Disabled Veteran-owned business enterprises (SDVBE)
- 45 were Native American-owned business enterprises

**NOTE:** Ethnic business enterprises and service-disabled veteran businesses include men and women



# Fiscal Year 2010-11 Total Agency Expenditures by Industry

Agency	Construction	Architects/ Engineers	Commodities	Contractual SVC.	Total
Agency for Health Care Administration	\$3,364.00	\$-	\$19,578,398,380.00	\$153,573,716.00	\$19,731,975,460.00
Agency for Person with Disabilities	\$147,659.00	\$13,704.00	\$22,689,924.00	\$29,162,568.00	\$52,013,855.00
Agency for Workforce Innovation	\$526,681.00	\$21,382.00	\$1,498,841,047.00	\$987,864,177.00	\$2,487,253,287.00
Department of Agriculture and Consumer Services	\$10,994,739.00	\$1,865,637.00	\$67,988,464.00	\$28,251,570.00	\$109,100,410.00
Department of Business and Professional Regulation	\$-	\$-	\$37,218,495.00	\$9,516,231.00	\$46,734,726.00
Department of Children and Families	\$1,173,078.00	\$70,619.00	\$391,117,794.00	\$1,654,484,711.00	\$2,046,846,202.00
Department of Citrus	\$-	\$6,398.00	\$5,657,802.00	\$36,475,190.00	\$42,139,390.00
Department of Community Affairs	\$18,950,408.00	\$1,682,152.00	\$621,202,268.00	\$19,880,358.00	\$661,715,186.00
Department of Corrections	\$164,826,792.00	\$2,575,571.00	\$284,240,351.00	\$394,009,947.00	\$845,652,661.00
Department of Education	\$2,059,948,376.00	\$904,836.00	\$9,489,445,067.00	\$230,052,912.00	\$11,780,351,191.00
Department of Elder Affairs	\$159.00	\$-	\$206,486,218.00	\$1,513,969.00	\$208,000,346.00
Department of Environmental Protection	\$630,996,860.00	\$5,131,847.00	\$490,982,814.00	\$40,832,522.00	\$1,167,944,043.00
Department of Financial Services	\$107,777.00	\$138.00	\$433,828,850.00	\$48,072,886.00	\$482,009,651.00
Department of Health	\$31,103,425.00	\$1,205,065.00	\$1,111,747,333.00	\$455,256,818.00	\$1,599,312,641.00
Department of Highway Safety and Motor Vehicles	\$1,631,698.00	\$2,400.00	\$249,547,498.00	\$31,667,669.00	\$282,849,265.00
Department of Juvenile Justice	\$1,786,460.00	\$920.00	\$148,331,619.00	\$179,691,204.00	\$329,810,203.00
Department of Law Enforcement	\$421,426.00	\$35,283.00	\$89,804,259.00	\$14,768,292.00	\$105,029,260.00
Department of Legal Affairs	\$808.00	\$38,574.00	\$57,073,202.00	\$5,844,560.00	\$62,957,144.00
Department of Management Services	\$27,367,041.00	\$1,930,117.00	\$6,176,170,041.00	\$234,056,738.00	\$6,439,523,937.00
Department of Military Affairs	\$14,737,327.00	\$1,403,043.00	\$23,675,857.00	\$9,613,526.00	\$49,429,753.00
Department of Revenue	\$-	\$-	\$2,561,869,307.00	\$126,704,696.00	\$2,688,574,003.00
Department of State	\$2,996,537.00	\$536,908.00	\$43,467,486.00	\$4,488,713.00	\$51,489,644.00
Department of the Lottery	\$-	\$-	\$23,178,673.00	\$92,308,162.00	\$115,486,835.00
Department of Transportation	\$3,853,377,474.00	\$690,898,410.00	\$362,252,478.00	\$194,719,810.00	\$5,101,248,172.00
Department of Veterans' Affairs	\$5,469,923.00	\$253,716.00	\$10,648,861.00	\$8,823,058.00	\$25,195,558.00
Executive Office of the Governor	\$1,789,413.00	\$-	\$152,534,596.00	\$4,697,934.00	\$159,021,943.00
Fish and Wildlife Conservation Commission	\$5,344,166.00	\$389,021.00	\$57,318,190.00	\$39,241,549.00	\$102,292,926.00
Florida A&M University	\$9,209,982.00	\$2,062,680.00	\$14,013,578.00	\$35,521,187.00	\$60,807,427.00
Florida Atlantic University	\$71,902,900.00	\$2,604,159.00	\$29,077,307.00	\$33,049,020.00	\$136,633,386.00
Florida Community Colleges	\$20,676,685.00	\$627,430.00	\$6,189,025.00	\$8,432,009.00	\$35,925,149.00
Florida Gulf Coast University	\$18,836,267.00	\$3,168,382.00	\$18,393,016.00	\$22,846,105.00	\$63,243,770.00
Florida International University	\$71,283,712.00	\$2,717,939.00	\$38,951,344.00	\$36,712,734.00	\$149,665,729.00
Florida Parole Commission	\$1,085.00	\$6,931.00	\$446,357.00	\$63,848.00	\$518,221.00
Florida School For the Deaf and the Blind	\$6,318,717.00	\$1,048,365.00	\$40,930,165.00	\$2,377,062.00	\$50,674,309.00
Florida State University	\$88,511,509.00	\$7,715,988.00	\$115,702,788.00	\$30,892,446.00	\$242,822,731.00
Justice Administrative Commission	\$-	\$-	\$472,255,211.00	\$83,685,269.00	\$555,940,480.00
Legislature	\$-	\$5,538.00	\$10,686,230.00	\$15,047,502.00	\$25,739,270.00
New College of Florida	\$12,205,711.00	\$247,742.00	\$3,627,726.00	\$2,330,529.00	\$18,411,708.00
Public Service Commission	\$-	\$-	\$1,132,203.00	\$712,314.00	\$1,844,517.00
State Board of Administration	\$-	\$-	\$-	\$4,904.00	\$4,904.00
State Courts System	\$1,096,005.00	\$9,500.00	\$15,896,006.00	\$27,620,087.00	\$44,621,598.00
University of Central Florida	\$72,270,548.00	\$3,010,098.00	\$63,147,563.00	\$90,110,741.00	\$228,538,950.00
University of Florida	\$32,620,132.00	\$2,909,842.00	\$37,473,971.00	\$62,847,969.00	\$135,851,914.00
University of North Florida	\$21,903,704.00	\$4,139,950.00	\$18,942,927.00	\$13,542,704.00	\$58,529,285.00
University of South Florida	\$6,673,704.00	\$29,297.00	\$3,544,238.00	\$3,681,731.00	\$13,928,970.00
University of West Florida	\$8,769,689.00	\$1,220,186.00	\$29,386,148.00	\$7,830,422.00	\$47,206,445.00
<b>Total</b>	<b>\$7,275,981,941.00</b>	<b>\$740,489,768.00</b>	<b>\$45,115,512,677.00</b>	<b>\$5,512,882,069.00</b>	<b>\$58,644,866,455.00</b>

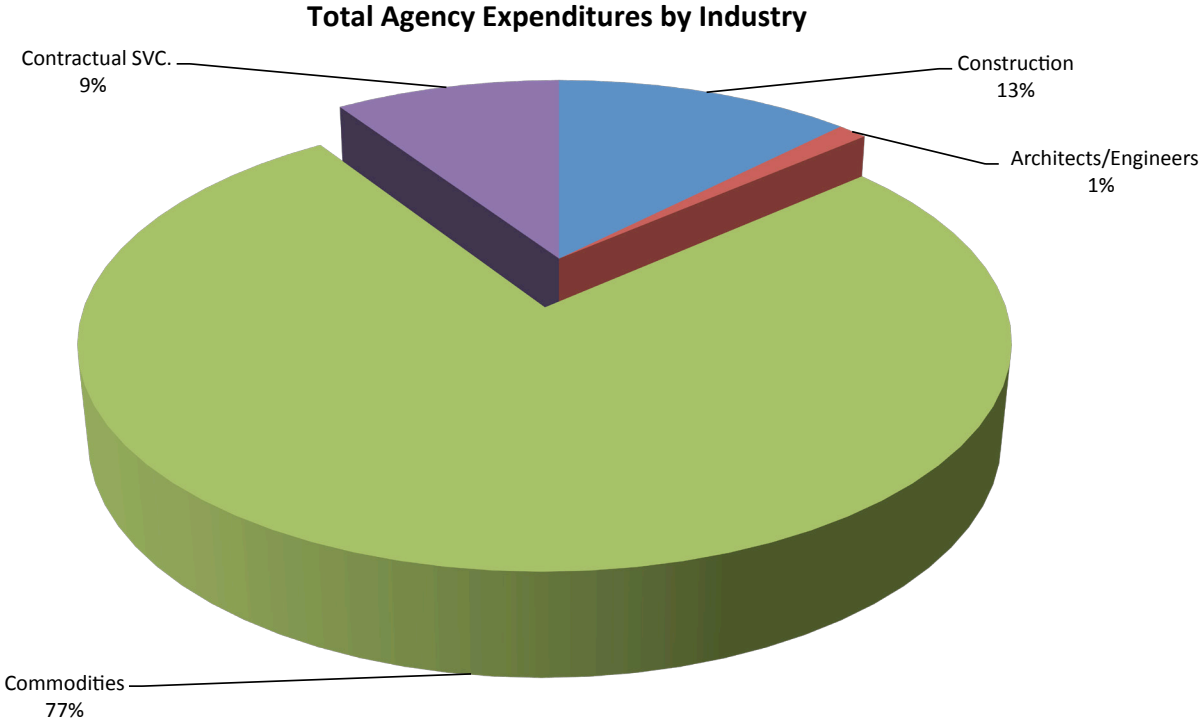
Source: FLAIR – Department of Financial Services and the Universities Purchasing Departments



# Fiscal Year 2010-11 Total Agency Expenditures by Industry

Fiscal Year 2010-11, the total state government expenditures for commodities, construction, contractual services and architects and engineers surpassed \$58.6 billion. Of these amounts:

- 77 percent were for commodities purchases
- 13 percent were construction related purchases
- 9 percent were contract related services
- 1 percent was architect and engineering related services



# Fiscal Year 2010-11 Total Dollar Amount and Percentage of Contracts Awarded Indirectly to Certified Minority Business Enterprises as Subcontractors by each State Agency

Agency	Subcontractor Dollars	Total Agency Expenditures	Percentage
Agency for Health Care Administration	\$73,463.00	\$19,731,975,460.00	0.00%
Agency for Person with Disabilities	\$37,215.00	\$52,013,855.00	0.07%
Agency for Workforce Innovation	\$1,280,492.00	\$2,487,253,287.00	0.05%
Department of Agriculture and Consumer Services	\$14,689.00	\$109,100,410.00	0.01%
Department of Business and Professional Regulation	\$17,390.00	\$46,734,726.00	0.04%
Department of Children and Families	\$200,006.00	\$2,046,846,202.00	0.01%
Department of Citrus	\$6,431.00	\$42,139,390.00	0.02%
Department of Community Affairs	\$1,449.00	\$661,715,186.00	0.00%
Department of Corrections	\$19,892,823.00	\$845,652,661.00	2.35%
Department of Education	\$9,660.00	\$11,780,351,191.00	0.00%
Department of Elder Affairs	\$2,861.00	\$208,000,346.00	0.00%
Department of Environmental Protection	\$1,165,338.00	\$1,167,944,043.00	0.10%
Department of Financial Services	\$759,795.00	\$482,009,651.00	0.16%
Department of Health	\$1,349,569.00	\$1,599,312,641.00	0.08%
Department of Highway Safety and Motor Vehicles	\$101,237.00	\$282,849,265.00	0.04%
Department of Juvenile Justice	\$1,001,168.00	\$329,810,203.00	0.30%
Department of Law Enforcement	\$33,751.00	\$105,029,260.00	0.03%
Department of Management Services	\$12,430.00	\$6,439,523,937.00	0.00%
Department of Military Affairs	\$498.00	\$49,429,753.00	0.00%
Department of Revenue	\$1,129,608.00	\$2,688,574,003.00	0.04%
Department of State	\$2,788.00	\$51,489,644.00	0.01%
Department of the Lottery	\$13,533,559.00	\$115,486,835.00	11.72%
Department of Transportation	\$83,690,765.00	\$5,101,248,172.00	1.64%
Department of Veterans' Affairs	\$2,786.00	\$25,195,558.00	0.01%
Executive Office of the Governor	\$669,289.00	\$159,021,943.00	0.42%
Fish and Wildlife Conservation Commission	\$6,737.00	\$102,292,926.00	0.01%
Florida Atlantic University	\$2,114,545.00	\$136,633,386.00	1.55%
Florida Gulf Coast University	\$203,790.00	\$63,243,770.00	0.32%
Florida State University	\$5,475,727.00	\$242,822,731.00	2.26%
<b>Total</b>	<b>\$132,789,859.00</b>	<b>\$57,153,700,435.00</b>	<b>0.23%</b>

Source: FLAIR – Department of Financial Services and the Universities Purchasing Departments

## Fiscal Year 2010-11 Total Dollar Amount and Percentages of Contracts Awarded to Certified Minority Business Enterprises by Each State Agency

Agency	Certified Contracted Dollars	Total Agency Expenditures	Percentage
Agency for Health Care Administration	\$669,773.00	\$19,731,975,460.00	0.00%
Agency for Person with Disabilities	\$1,214,004.00	\$52,013,855.00	2.33%
Agency for Workforce Innovation	\$3,507,830.00	\$2,487,253,287.00	0.14%
Department of Agriculture and Consumer Services	\$9,147,302.00	\$109,100,410.00	8.38%
Department of Business and Professional Regulation	\$675,278.00	\$46,734,726.00	1.44%
Department of Children and Families	\$4,034,056.00	\$2,046,846,202.00	0.20%
Department of Citrus	\$209,814.00	\$42,139,390.00	0.50%
Department of Community Affairs	\$4,893,159.00	\$661,715,186.00	0.74%
Department of Corrections	\$23,728,624.00	\$845,652,661.00	2.81%
Department of Education	\$3,085,877.00	\$11,780,351,191.00	0.03%
Department of Elder Affairs	\$358,016.00	\$208,000,346.00	0.17%
Department of Environmental Protection	\$15,605,319.00	\$1,167,944,043.00	1.34%
Department of Financial Services	\$3,860,334.00	\$482,009,651.00	0.80%
Department of Health	\$21,930,346.00	\$1,599,312,641.00	1.37%
Department of Highway Safety and Motor Vehicles	\$1,095,521.00	\$282,849,265.00	0.39%
Department of Juvenile Justice	\$3,644,266.00	\$329,810,203.00	1.10%
Department of Law Enforcement	\$1,538,655.00	\$105,029,260.00	1.46%
Department of Legal Affairs	\$383,380.00	\$62,957,144.00	0.61%
Department of Management Services	\$6,671,268.00	\$6,439,523,937.00	0.10%
Department of Military Affairs	\$2,498,122.00	\$49,429,753.00	5.05%
Department of Revenue	\$2,873,196.00	\$2,688,574,003.00	0.11%
Department of State	\$1,140,508.00	\$51,489,644.00	2.22%
Department of the Lottery	\$6,157,154.00	\$115,486,835.00	5.33%
Department of Transportation	\$106,059,353.00	\$5,101,248,172.00	2.08%
Department of Veterans' Affairs	\$447,270.00	\$25,195,558.00	1.78%
Executive Office of the Governor	\$1,561,485.00	\$159,021,943.00	0.98%
Fish and Wildlife Conservation Commission	\$5,796,128.00	\$102,292,926.00	5.67%
Florida A&M University	\$5,145,505.00	\$60,807,427.00	8.46%
Florida Atlantic University	\$11,165,205.00	\$136,633,386.00	8.17%
Florida Community Colleges *	\$35,925,149.00	\$0	0.00%
Florida Gulf Coast University	\$1,450,492.00	\$63,243,770.00	2.29%
Florida International University	\$4,130,557.00	\$149,665,729.00	2.76%
Florida Parole Commission	\$8,483.00	\$518,221.00	1.64%
Florida School For the Deaf and the Blind	\$484,084.00	\$50,674,309.00	0.96%
Florida State University	\$8,808,626.00	\$242,822,731.00	3.63%
Justice Administrative Commission	\$818,142.00	\$555,940,480.00	0.15%
Legislature	\$337,278.00	\$25,739,270.00	1.31%
New College of Florida	\$371,707.00	\$18,411,708.00	2.02%
Public Service Commission	\$36,020.00	\$1,844,517.00	1.95%
State Board of Administration *	\$4,904.00	\$0	0.00%
State Courts System	\$836,361.00	\$44,621,598.00	1.87%
University of Central Florida	\$6,435,908.00	\$228,538,950.00	2.82%
University of Florida	\$15,123,596.00	\$135,851,914.00	11.13%
University of North Florida	\$3,182,467.00	\$58,529,285.00	5.44%
University of South Florida	\$5,232,862.00	\$13,928,970.00	37.57%
University of West Florida	\$840,750.00	\$47,206,445.00	1.78%
<b>Total</b>	<b>\$333,124,134.00</b>	<b>\$58,644,866,455.00</b>	<b>0.57%</b>

Source: FLAIR – Department of Financial Services and the Universities Purchasing Departments

\* Agencies that did not provide their overall expenditures

# Fiscal Year 2010-11 Total Dollar Amount and Percentage of Contracts Awarded to Certified Minority Business Enterprises Whether Directly or Indirectly as Subcontractors

Agency	Certified Contracted Dollars	Subcontractor Dollars	Total	Total Agency Expenditures	Percentage
Agency for Health Care Administration	\$669,773.00	\$73,463.00	\$743,236.00	\$19,731,975,460.00	0.00%
Agency for Person with Disabilities	\$1,214,004.00	\$37,215.00	\$1,251,219.00	\$52,013,855.00	2.41%
Agency for Workforce Innovation	\$3,507,830.00	\$1,280,492.00	\$4,788,322.00	\$2,487,253,287.00	0.19%
Department of Agriculture and Consumer Services	\$9,147,302.00	\$14,689.00	\$9,161,991.00	\$109,100,410.00	8.40%
Department of Business and Professional Regulation	\$675,278.00	\$17,390.00	\$692,668.00	\$46,734,726.00	1.48%
Department of Children and Families	\$4,034,056.00	\$200,006.00	\$4,234,062.00	\$2,046,846,202.00	0.21%
Department of Citrus	\$209,814.00	\$6,431.00	\$216,245.00	\$42,139,390.00	0.51%
Department of Community Affairs	\$4,893,159.00	\$1,449.00	\$4,894,608.00	\$661,715,186.00	0.74%
Department of Corrections	\$23,728,624.00	\$19,892,823.00	\$43,621,447.00	\$845,652,661.00	5.16%
Department of Education	\$3,085,877.00	\$9,660.00	\$3,095,537.00	\$11,780,351,191.00	0.03%
Department of Elder Affairs	\$358,016.00	\$2,861.00	\$360,877.00	\$208,000,346.00	0.17%
Department of Environmental Protection	\$15,605,319.00	\$1,165,338.00	\$16,770,657.00	\$1,167,944,043.00	1.44%
Department of Financial Services	\$3,860,334.00	\$759,795.00	\$4,620,129.00	\$482,009,651.00	0.96%
Department of Health	\$21,930,346.00	\$1,349,569.00	\$23,279,915.00	\$1,599,312,641.00	1.46%
Department of Highway Safety and Motor Vehicles	\$1,095,521.00	\$101,237.00	\$1,196,758.00	\$282,849,265.00	0.42%
Department of Juvenile Justice	\$3,644,266.00	\$1,001,168.00	\$4,645,434.00	\$329,810,203.00	1.41%
Department of Law Enforcement	\$1,538,655.00	\$33,751.00	\$1,572,406.00	\$105,029,260.00	1.50%
Department of Legal Affairs	\$383,380.00	\$-	\$383,380.00	\$62,957,144.00	0.61%
Department of Management Services	\$6,671,268.00	\$12,430.00	\$6,683,698.00	\$6,439,523,937.00	0.10%
Department of Military Affairs	\$2,498,122.00	\$498.00	\$2,498,620.00	\$49,429,753.00	5.05%
Department of Revenue	\$2,873,196.00	\$1,129,608.00	\$4,002,804.00	\$2,688,574,003.00	0.15%
Department of State	\$1,140,508.00	\$2,788.00	\$1,143,296.00	\$51,489,644.00	2.22%
Department of the Lottery	\$6,157,154.00	\$13,533,559.00	\$19,690,713.00	\$115,486,835.00	17.05%
Department of Transportation	\$106,059,353.00	\$83,690,765.00	\$189,750,118.00	\$5,101,248,172.00	3.72%
Department of Veterans' Affairs	\$447,270.00	\$2,786.00	\$450,056.00	\$25,195,558.00	1.79%
Executive Office of the Governor	\$1,561,485.00	\$669,289.00	\$2,230,774.00	\$159,021,943.00	1.40%
Fish and Wildlife Conservation Commission	\$5,796,128.00	\$6,737.00	\$5,802,865.00	\$102,292,926.00	5.67%
Florida A&M University *	\$5,145,505.00	\$-	\$5,145,505.00	\$60,807,427.00	8.46%
Florida Atlantic University	\$11,165,205.00	\$2,114,545.00	\$13,279,750.00	\$136,633,386.00	9.72%
Florida Community Colleges *	\$35,925,149.00	\$-	\$35,925,149.00	\$35,925,149.00	100.00%
Florida Gulf Coast University	\$1,450,492.00	\$203,790.00	\$1,654,282.00	\$63,243,770.00	2.62%
Florida International University *	\$4,130,557.00	\$-	\$4,130,557.00	\$149,665,729.00	2.76%
Florida Parole Commission	\$8,483.00	\$-	\$8,483.00	\$518,221.00	1.64%
Florida School For the Deaf and the Blind	\$484,084.00	\$-	\$484,084.00	\$50,674,309.00	0.96%
Florida State University	\$8,808,626.00	\$5,475,727.00	\$14,284,353.00	\$242,822,731.00	5.88%
Justice Administrative Commission	\$818,142.00	\$-	\$818,142.00	\$555,940,480.00	0.15%
Legislature	\$337,278.00	\$-	\$337,278.00	\$25,739,270.00	1.31%
New College of Florida *	\$371,707.00	\$-	\$371,707.00	\$18,411,708.00	2.02%
Public Service Commission	\$36,020.00	\$-	\$36,020.00	\$1,844,517.00	1.95%
State Board of Administration	\$4,904.00	\$-	\$4,904.00	\$4,904.00	100.00%
State Courts System	\$836,361.00	\$-	\$836,361.00	\$44,621,598.00	1.87%
University of Central Florida *	\$6,435,908.00	\$-	\$6,435,908.00	\$228,538,950.00	2.82%
University of Florida *	\$15,123,596.00	\$-	\$15,123,596.00	\$135,851,914.00	11.13%
University of North Florida *	\$3,182,467.00	\$-	\$3,182,467.00	\$58,529,285.00	5.44%
University of South Florida *	\$5,232,862.00	\$-	\$5,232,862.00	\$13,928,970.00	37.57%
University of West Florida *	\$840,750.00	\$-	\$840,750.00	\$47,206,445.00	1.78%
<b>Total</b>	<b>\$333,124,134.00</b>	<b>\$132,789,859.00</b>	<b>\$465,913,993.00</b>	<b>\$58,644,866,455.00</b>	<b>0.79%</b>

Source: FLAIR – Department of Financial Services and the Universities Purchasing Departments

\*Subcontract dollars were not identified.

# Appendix I | I - I Other Relevant Information Fiscal Year 2010-11 Total Dollar Amount and Percentages of Contracts Awarded to Non-Certified Minority Business Enterprises by Agency

Agency	Non-Certified Expenditures	Total Agency Expenditures	Percentage
Agency for Health Care Administration	\$1,349,012.00	\$19,731,975,460.00	0.01%
Agency for Person with Disabilities	\$7,337,016.00	\$52,013,855.00	14.11%
Agency for Workforce Innovation	\$1,272,848.00	\$2,487,253,287.00	0.05%
Department of Agriculture and Consumer Services	\$4,092,493.00	\$109,100,410.00	3.75%
Department of Business and Professional Regulation	\$716,426.00	\$46,734,726.00	1.53%
Department of Children and Families	\$24,786,822.00	\$2,046,846,202.00	1.21%
Department of Citrus	\$380,791.00	\$42,139,390.00	0.90%
Department of Community Affairs	\$1,087,762.00	\$661,715,186.00	0.16%
Department of Corrections	\$20,742,605.00	\$845,652,661.00	2.45%
Department of Education	\$98,068,488.00	\$11,780,351,191.00	0.83%
Department of Elder Affairs	\$1,075,777.00	\$208,000,346.00	0.52%
Department of Environmental Protection	\$29,192,131.00	\$1,167,944,043.00	2.50%
Department of Financial Services	\$3,335,682.00	\$482,009,651.00	0.69%
Department of Health	\$64,712,624.00	\$1,599,312,641.00	4.05%
Department of Highway Safety and Motor Vehicles	\$3,242,849.00	\$282,849,265.00	1.15%
Department of Juvenile Justice	\$8,784,979.00	\$329,810,203.00	2.66%
Department of Law Enforcement	\$2,796,813.00	\$105,029,260.00	2.66%
Department of Legal Affairs	\$1,331,590.00	\$62,957,144.00	2.12%
Department of Management Services	\$9,291,114.00	\$6,439,523,937.00	0.14%
Department of Military Affairs	\$3,029,236.00	\$49,429,753.00	6.13%
Department of Revenue	\$7,403,900.00	\$2,688,574,003.00	0.28%
Department of State	\$1,048,764.00	\$51,489,644.00	2.04%
Department of the Lottery	\$58,394,560.00	\$115,486,835.00	50.56%
Department of Transportation	\$196,101,565.00	\$5,101,248,172.00	3.84%
Department of Veterans' Affairs	\$720,804.00	\$25,195,558.00	2.86%
Executive Office of the Governor	\$4,179,126.00	\$159,021,943.00	2.63%
Fish and Wildlife Conservation Commission	\$6,015,167.00	\$102,292,926.00	5.88%
Florida A&M University	\$-	\$60,807,427.00	0.00%
Florida Atlantic University	\$3,499,894.00	\$136,633,386.00	2.56%
Florida Community Colleges	\$-	\$35,925,149.00	0.00%
Florida Gulf Coast University	\$2,243,541.00	\$63,243,770.00	3.55%
Florida International University	\$13,684,495.00	\$149,665,729.00	9.14%
Florida Parole Commission	\$5,602.00	\$518,221.00	1.08%
Florida School For the Deaf and the Blind	\$3,669,073.00	\$50,674,309.00	7.24%
Florida State University	\$20,408,901.00	\$242,822,731.00	8.40%
Justice Administrative Commission	\$6,664,095.00	\$555,940,480.00	1.20%
Legislature	\$1,479,199.00	\$25,739,270.00	5.75%
New College of Florida	\$1,717.00	\$18,411,708.00	0.01%
Public Service Commission	\$179,234.00	\$1,844,517.00	9.72%
State Board of Administration	\$-	\$4,904.00	0.00%
State Courts System	\$5,123,182.00	\$44,621,598.00	11.48%
University of Central Florida	\$6,317,121.00	\$228,538,950.00	2.76%
University of Florida	\$11,669,379.00	\$135,851,914.00	8.59%
University of North Florida	\$1,875,576.00	\$58,529,285.00	3.20%
University of South Florida	\$4,636,401.00	\$13,928,970.00	33.29%
University of West Florida	\$1,799,550.00	\$47,206,445.00	3.81%
<b>Total</b>	<b>\$643,747,904.00</b>	<b>\$58,644,866,455.00</b>	<b>1.10%</b>

Source: FLAIR – Department of Financial Services and the Universities Purchasing Departments

## Appendix II 1-2 Fiscal Year 2010-11 Total Dollar Amount and Percentages of Contracts Awarded to Non-Profit Minority Business Enterprises by Each Agency

Agency	Non-Profit Expenditures	Total Agency Expenditures	Percentage
Agency for Health Care Administration	\$18,361,295.00	\$19,731,975,460.00	0.09%
Agency for Person with Disabilities	\$2,829,840.00	\$52,013,855.00	5.44%
Agency for Workforce Innovation	\$73,109,218.00	\$2,487,253,287.00	2.94%
Department of Agriculture and Consumer Services	\$3,902,374.00	\$109,100,410.00	3.58%
Department of Business and Professional Regulation	\$2,070,255.00	\$46,734,726.00	4.43%
Department of Children and Families	\$183,711,973.00	\$2,046,846,202.00	8.98%
Department of Citrus	\$530,692.00	\$42,139,390.00	1.26%
Department of Community Affairs	\$54,833,972.00	\$661,715,186.00	8.29%
Department of Corrections	\$10,620,860.00	\$845,652,661.00	1.26%
Department of Education	\$1,450,072,886.00	\$11,780,351,191.00	12.31%
Department of Elder Affairs	\$3,182,965.00	\$208,000,346.00	1.53%
Department of Environmental Protection	\$5,013,630.00	\$1,167,944,043.00	0.43%
Department of Financial Services	\$2,488,116.00	\$482,009,651.00	0.52%
Department of Health	\$132,663,582.00	\$1,599,312,641.00	8.30%
Department of Highway Safety and Motor Vehicles	\$2,684,389.00	\$282,849,265.00	0.95%
Department of Juvenile Justice	\$34,783,321.00	\$329,810,203.00	10.55%
Department of Law Enforcement	\$2,878,439.00	\$105,029,260.00	2.74%
Department of Legal Affairs	\$3,117,330.00	\$62,957,144.00	4.95%
Department of Management Services	\$6,480,221.00	\$6,439,523,937.00	0.10%
Department of Military Affairs	\$407,464.00	\$49,429,753.00	0.82%
Department of Revenue	\$732,408.00	\$2,688,574,003.00	0.03%
Department of State	\$3,759,516.00	\$51,489,644.00	7.30%
Department of the Lottery	\$114,430.00	\$115,486,835.00	0.10%
Department of Transportation	\$31,949,703.00	\$5,101,248,172.00	0.63%
Department of Veterans' Affairs	\$312,082.00	\$25,195,558.00	1.24%
Executive Office of the Governor	\$1,834,122.00	\$159,021,943.00	1.15%
Fish and Wildlife Conservation Commission	\$3,567,971.00	\$102,292,926.00	3.49%
Florida A&M University	\$-	\$60,807,427.00	0.00%
Florida Atlantic University	\$-	\$136,633,386.00	0.00%
Florida Community Colleges	\$-	\$35,925,149.00	0.00%
Florida Gulf Coast University	\$-	\$63,243,770.00	0.00%
Florida International University	\$-	\$149,665,729.00	0.00%
Florida Parole Commission	\$2,951.00	\$518,221.00	0.57%
Florida School For the Deaf and the Blind	\$120,121.00	\$50,674,309.00	0.24%
Florida State University	\$2,228,594.00	\$242,822,731.00	0.92%
Justice Administrative Commission	\$293,798.00	\$555,940,480.00	0.05%
Legislature	\$544,118.00	\$25,739,270.00	2.11%
New College of Florida	\$-	\$18,411,708.00	0.00%
Public Service Commission	\$32,345.00	\$1,844,517.00	1.75%
State Board of Administration	\$-	\$4,904.00	0.00%
State Courts System	\$244,488.00	\$44,621,598.00	0.55%
University of Central Florida	\$-	\$228,538,950.00	0.00%
University of Florida	\$4,149,038.00	\$135,851,914.00	3.05%
University of North Florida	\$-	\$58,529,285.00	0.00%
University of South Florida	\$383,222.00	\$13,928,970.00	2.75%
University of West Florida	\$-	\$47,206,445.00	0.00%
<b>Total</b>	<b>\$2,044,011,729.00</b>	<b>\$58,644,866,455.00</b>	<b>3.49%</b>

Source: FLAIR – Department of Financial Services and the Universities Purchasing Departments

# Appendix III 1-3 Fiscal Year 2010-11 Total Agency Expenditures by Business Classification

Agency	Business Classification Expenditures	Certified M/W/SDVBE Expenditures	Non-Certified Expenditures	Non-Profit Expenditures	Other Classification Expenditures	Total Agency Expenditures
Agency for Health Care Administration	\$19,711,507,062.00	\$743,236.00	\$1,349,012.00	\$18,361,295.00	\$14,855.00	\$19,731,975,460.00
Agency for Person with Disabilities	\$39,571,082.00	\$1,251,219.00	\$7,337,016.00	\$2,829,840.00	\$1,024,698.00	\$52,013,855.00
Agency for Workforce Innovation	\$2,408,079,695.00	\$4,788,322.00	\$1,272,848.00	\$73,109,218.00	\$3,204.00	\$2,487,253,287.00
Department of Agriculture and Consumer Services	\$91,924,979.00	\$9,161,991.00	\$4,092,493.00	\$3,902,374.00	\$18,573.00	\$109,100,410.00
Department of Business and Professional Regulation	\$42,534,354.00	\$692,668.00	\$716,426.00	\$2,070,255.00	\$721,023.00	\$46,734,726.00
Department of Children and Families	\$1,831,437,106.00	\$4,234,062.00	\$24,786,822.00	\$183,711,973.00	\$2,676,239.00	\$2,046,846,202.00
Department of Citrus	\$41,011,662.00	\$216,245.00	\$380,791.00	\$530,692.00	\$-	\$42,139,390.00
Department of Community Affairs	\$600,792,176.00	\$4,894,608.00	\$1,087,762.00	\$54,833,972.00	\$106,668.00	\$661,715,186.00
Department of Corrections	\$770,212,539.00	\$43,621,447.00	\$20,742,605.00	\$10,620,860.00	\$455,210.00	\$845,652,661.00
Department of Education	\$10,171,992,127.00	\$3,095,537.00	\$98,068,488.00	\$1,450,072,886.00	\$57,122,153.00	\$11,780,351,191.00
Department of Elder Affairs	\$203,379,420.00	\$360,877.00	\$1,075,777.00	\$3,182,965.00	\$1,307.00	\$208,000,346.00
Department of Environmental Protection	\$1,116,878,932.00	\$16,770,657.00	\$29,192,131.00	\$5,013,630.00	\$88,693.00	\$1,167,944,043.00
Department of Financial Services	\$471,562,960.00	\$4,620,129.00	\$3,335,682.00	\$2,488,116.00	\$2,764.00	\$482,009,651.00
Department of Health	\$1,378,603,961.00	\$23,279,915.00	\$64,712,624.00	\$132,663,582.00	\$52,559.00	\$1,599,312,641.00
Department of Highway Safety and Motor Vehicles	\$275,723,327.00	\$1,196,758.00	\$3,242,849.00	\$2,684,389.00	\$1,942.00	\$282,849,265.00
Department of Juvenile Justice	\$281,596,022.00	\$4,645,434.00	\$8,784,979.00	\$34,783,321.00	\$447.00	\$329,810,203.00
Department of Law Enforcement	\$97,762,687.00	\$1,572,406.00	\$2,796,813.00	\$2,878,439.00	\$18,915.00	\$105,029,260.00
Department of Legal Affairs	\$58,117,768.00	\$383,380.00	\$1,331,590.00	\$3,117,330.00	\$7,076.00	\$62,957,144.00
Department of Management Services	\$6,417,066,293.00	\$6,683,698.00	\$9,291,114.00	\$6,480,221.00	\$2,611.00	\$6,439,523,937.00
Department of Military Affairs	\$43,493,150.00	\$2,498,620.00	\$3,029,236.00	\$407,464.00	\$1,283.00	\$49,429,753.00
Department of Revenue	\$2,676,433,447.00	\$4,002,804.00	\$7,403,900.00	\$732,408.00	\$1,444.00	\$2,688,574,003.00
Department of State	\$45,536,938.00	\$1,143,296.00	\$1,048,764.00	\$3,759,516.00	\$1,130.00	\$51,489,644.00
Department of the Lottery	\$37,286,197.00	\$19,690,713.00	\$58,394,560.00	\$114,430.00	\$935.00	\$115,486,835.00
Department of Transportation	\$4,669,419,512.00	\$189,750,118.00	\$196,101,565.00	\$31,949,703.00	\$14,027,274.00	\$5,101,248,172.00
Department of Veterans' Affairs	\$23,712,092.00	\$450,056.00	\$720,804.00	\$312,082.00	\$524.00	\$25,195,558.00
Executive Office of the Governor	\$150,777,611.00	\$2,230,774.00	\$4,179,126.00	\$1,834,122.00	\$310.00	\$159,021,943.00
Fish and Wildlife Conservation Commission	\$86,891,029.00	\$5,802,865.00	\$6,015,167.00	\$3,567,971.00	\$15,894.00	\$102,292,926.00
Florida A&M University	\$55,661,922.00	\$5,145,505.00	\$-	\$-	\$-	\$60,807,427.00
Florida Atlantic University	\$119,853,742.00	\$13,279,750.00	\$3,499,894.00	\$-	\$-	\$136,633,386.00
Florida Community Colleges	\$-	\$35,925,149.00	\$-	\$-	\$-	\$35,925,149.00
Florida Gulf Coast University	\$59,345,947.00	\$1,654,282.00	\$2,243,541.00	\$-	\$-	\$63,243,770.00
Florida International University	\$131,850,677.00	\$4,130,557.00	\$13,684,495.00	\$-	\$-	\$149,665,729.00
Florida Parole Commission	\$500,916.00	\$8,483.00	\$5,602.00	\$2,951.00	\$269.00	\$518,221.00
Florida School For the Deaf and the Blind	\$46,400,909.00	\$484,084.00	\$3,669,073.00	\$120,121.00	\$122.00	\$50,674,309.00
Florida State University	\$202,065,808.00	\$14,284,353.00	\$20,408,901.00	\$2,228,594.00	\$3,835,075.00	\$242,822,731.00
Justice Administrative Commission	\$548,119,163.00	\$818,142.00	\$6,664,095.00	\$293,798.00	\$45,282.00	\$555,940,480.00
Legislature	\$22,827,917.00	\$337,278.00	\$1,479,199.00	\$544,118.00	\$550,758.00	\$25,739,270.00
New College of Florida	\$18,038,284.00	\$371,707.00	\$1,717.00	\$-	\$-	\$18,411,708.00
Public Service Commission	\$1,596,452.00	\$36,020.00	\$179,234.00	\$32,345.00	\$466.00	\$1,844,517.00
State Board of Administration	\$-	\$4,904.00	\$-	\$-	\$-	\$4,904.00
State Courts System	\$38,159,559.00	\$836,361.00	\$5,123,182.00	\$244,488.00	\$258,008.00	\$44,621,598.00
University of Central Florida	\$14,955,315.00	\$6,435,908.00	\$6,317,121.00	\$-	\$200,830,606.00	\$228,538,950.00
University of Florida	\$104,909,901.00	\$15,123,596.00	\$11,669,379.00	\$4,149,038.00	\$-	\$135,851,914.00
University of North Florida	\$53,471,242.00	\$3,182,467.00	\$1,875,576.00	\$-	\$-	\$58,529,285.00
University of South Florida	\$3,466,602.00	\$5,232,862.00	\$4,636,401.00	\$383,222.00	\$209,883.00	\$13,928,970.00
University of West Florida	\$44,566,145.00	\$840,750.00	\$1,799,550.00	\$-	\$-	\$47,206,445.00
<b>Total</b>	<b>\$55,209,094,629.00</b>	<b>\$465,913,993.00</b>	<b>\$643,747,904.00</b>	<b>\$2,044,011,729.00</b>	<b>\$282,098,200.00</b>	<b>\$58,644,866,455.00</b>

Source: FLAIR – Department of Financial Services and the Universities Purchasing Departments

# Office Of Supplier Diversity Staff

## Administrative Team

Kelly Loll – Director of State Purchasing

Anthony Garcia – Director, Departmental Purchasing

Thaddeus Fortune – Certification and Compliance Manager

## Certification and Compliance Team

Colin Barton – Government Operations Consultant I

Sherry Fagg – Operations and Management Consultant I

Patricia Hall – Operations and Management Consultant I

Janice Reed – Administrative Assistant I

Barbara Thompson-Yates – Purchasing Agent II

Denise Wright – Administrative Assistant I

## Contact Information

Office of Supplier Diversity

4050 Esplanade Way, Suite 380

Tallahassee, Florida 32399

(850) 487-0915 (phone) | (850) 922-6852 (fax)

[www.osd.dms.state.fl.us](http://www.osd.dms.state.fl.us)

[osdhelp@dms.state.fl.us](mailto:osdhelp@dms.state.fl.us)





BUILD THE RIGHT TEAM | OPERATE WITH EXCELLENCE |  
DELIVER ON COMMITMENTS | PARTNER FOR SUCCESS | ARCHITECT FOR TODAY & TOMORROW | APPLY BUSINESS STRATEGIES, PROCESS&ACUMEN TO  
DMS | SUPPORT THE GOVERNOR'S AGENDA | BUILD  
THE RIGHT TEAM | OPERATE WITH EXCELLENCE |  
DELIVER ON COMMITMENTS | PARTNER FOR SUCCESS | ARCHITECT FOR TODAY & TOMORROW | APPLY BUSINESS STRATEGIES, PROCESS&ACUMEN TO  
DMS | SUPPORT THE GOVERNOR'S AGENDA | BUILD  
THE RIGHT TEAM | OPERATE WITH EXCELLENCE |  
DELIVER ON COMMITMENTS | PARTNER FOR SUCCESS | ARCHITECT FOR TODAY & TOMORROW | APPLY BUSINESS STRATEGIES, PROCESS&ACUMEN TO  
DMS | SUPPORT THE GOVERNOR'S AGENDA | BUILD  
THE RIGHT TEAM | OPERATE WITH EXCELLENCE |  
DELIVER ON COMMITMENTS | PARTNER FOR SUCCESS | ARCHITECT FOR TODAY & TOMORROW | APPLY BUSINESS STRATEGIES, PROCESS&ACUMEN TO  
DMS | SUPPORT THE GOVERNOR'S AGENDA | BUILD  
THE RIGHT TEAM | OPERATE WITH EXCELLENCE |  
DELIVER ON COMMITMENTS | PARTNER FOR SUCCESS | ARCHITECT FOR TODAY & TOMORROW | APPLY BUSINESS STRATEGIES, CESSIONS | SUPPORT THE  
GOVERNOR'S AGENDA | BUILD THE RIGHT TEAM | OPERATE WITH EXCELLENCE | ARCHITECT FOR TODAY