

Office of Supplier Diversity

DEPARTMENT OF MANAGEMENT SERVICES

Annual Report

2004-2005



Governor Jeb Bush • State of Florida

What businesses are saying...



"ISOCORP appreciates the efforts of the Office of Supplier Diversity. They keep us informed of IT service opportunities and provide visibility for us to Florida state agencies and corporate teaming partners. Thanks!"

— Walter Ales, ISOCORP Inc.

"We had been very frustrated on weaving through the maze of doing business with the State of Florida. But thanks to you and the rest of your team, what was once very fuzzy terrain is now coming into focus. And the potential is great for all involved."

— Tami Verdone, Six X Telecom Corp.

"Our strategic alliance with the Office of Supplier Diversity has proven to be one of the Chamber's most important. Our outreach efforts have been leveraged to make the Chamber bigger in that more minority-owned businesses know who we are and are able to participate in our development, training and network opportunities."

— Cheryl Gonzales, Tallahassee Capital City Chamber

"We are a shining example that the Governor's vision of One Florida works and that equality and quality can co-exist. Rather than dwelling on divisive, quota-driven practices of the past, The Office of Supplier Diversity has developed a forward-thinking, collaborative approach that works for both vendors and state government spenders."

— Piyush Patel, Kyra InfoTech, Inc.
State of Florida 2005 Minority Business of the Year

TABLE OF CONTENTS

OSD Overview	2
OSD Programs	4-9
Minority Spending Summary	10-13
Minority Spending Tables	14-24



DEPARTMENT OF MANAGEMENT
SERVICES

The Honorable Jeb Bush
400 South Monroe Street
The Capitol
Tallahassee, FL 32399-0001

Dear Governor Bush:

I am pleased and proud of the progress that the Florida Department of Management Services, Office of Supplier Diversity, has made on behalf of Florida's minority/women businesses.

In 2004-05, state agencies reporting directly to the Governor purchased \$547 million in goods and services through certified minority/women businesses – a 263 percent increase in just seven years, and a \$20 million, 4 percent, increase over the previous year. In 2004-05, total certified minority spending, including Governor and non-Governor agencies, exceeded \$693 million.

Even more remarkable, total state government minority spending – among certified, non-certified and non-profit minority/women businesses and organizations – surpassed \$3.16 billion in 2004-05. This represents 49 percent of the estimated \$6.4 billion in total goods and services purchased by state government in 2004-05.

Our success is a credit to the cooperation, creativity, persistence and innovation of the Office of Supplier Diversity, our state agency partners, the business community and minority vendors.

We have accomplished a lot in a short period of time, but we still have a long way to go. The Office of Supplier Diversity will continue to advocate for minority businesses within state government and beyond. Matchmaking – connecting minority vendors with state government spenders – will remain our primary strategy for increasing minority business spending. And we will continue to measure our success on what matters most – the bottom line.

Sincerely,

A handwritten signature in black ink, appearing to read "Tom Lewis, Jr.", followed by a long horizontal line.

Tom Lewis, Jr.
Secretary, Florida Department of Management Services

Our success is
a credit to the
cooperation,
creativity,
persistence and
innovation
of the
Office of Supplier
Diversity,
our state agency
partners,
the business
community
and minority
vendors.

OSD Overview

Florida
government spent
\$693 million
with certified
minority-owned
and
women-owned
businesses
last year,
helping
Florida's
economy
grow.

In 1999, Florida Governor Jeb Bush implemented the One Florida Equity in Contracting Initiative, making diversity, equity and quality in state government purchasing a top priority.

“Diversity in contracting is not something that can be dictated by law or edict, but something to be achieved through hard work. And we believe it can be achieved through committed leadership in a state government that makes this one of its highest priorities,” said Governor Bush.

The Governor challenged all of state government to reach out to minority businesses and to develop business partnerships as the means to increase minority business spending without the use of unfair and divisive race/gender based purchasing practices of the past.

The Governor's vision has taken hold.

In 1998-99, total certified minority spending among the Governor's agencies was \$150 million. In 2004-05, state agencies reporting directly to the Governor purchased \$547 million in goods and services through certified minority/women businesses – a 263 percent increase in just seven years, and a \$20 million, 4 percent, increase over the previous year.

In 2004-05, total certified minority spending, including Governor and non-Governor agencies, exceeded \$693 million.

OUR MISSION

Promote equity in contracting for certified minority/women business enterprises.

Total state government minority spending – among certified, non-certified and non-profit minority/women businesses and organizations – surpassed \$3.16 billion in

2004-05. This represents 49 percent of the estimated \$6.4 billion in total goods and services purchased by state government in 2004-05.

The Office of Supplier Diversity (OSD) was created within the Department of Management Services to carry out the Governor's vision of One Florida, where minority/women businesses have fair and equal opportunities to compete for state government contracts.



OSD helps small minority/women businesses compete and connect with business opportunities within state government and beyond through programs and services including:

- Streamlined state certification
- Online bids and promotion through MyFloridaMarketPlace, the state's web-based procurement system
- Training on how to do business with government
- Mentors and strategic partners to help grow their businesses
- Workshops, trade shows and conferences to help get their businesses noticed

OUR VISION

Be a one-stop resource center for certified minority/women business enterprises which facilitates equity in contracting while ensuring diverse participation in the procurement process.

OSD is also responsible for tracking and reporting minority spending by state government. Before One Florida, the state had no way of measuring minority spending, and the state's spending goals were calculated based on a very small percentage of overall spending. To provide a complete picture of state government minority spending, OSD tracks purchases made through certified minority businesses, non-certified minority businesses, and non-profit organizations with a Board of Directors of at least 51 percent minorities, that employ 51 percent minorities or whose clients are 51 percent minorities.

Given the opportunity to fairly compete, minority/women businesses become more profitable which in turn increases the state tax base, generates new employment opportunities and stimulates economic growth and development – benefiting all Floridians.

OSD Programs

Certification

In 2004-05, the Office of Supplier Diversity certified 600 new minority businesses, resulting in 4,084 total certified minority/women business enterprises statewide.

To become certified as a minority/women business enterprise in Florida, a business must be:

- engaged in commercial transactions;
- domiciled or maintain its principal place of business in Florida;
- at least 51 percent owned by minority person(s) – African American, Hispanic Asian, Native American or Women – who are permanent residents of Florida and are citizens of the United States;
- managed and controlled by minority person(s);
- a small business which is independently owned and operated, has a net worth of not more than \$5 million and employs 200 or fewer full-time permanent employees OR is recognized as a certified business by the federal government.

REFERENCE: Chapter 287 Florida Statutes and Chapter 38A Florida Administrative Code.

Benefits of certification include:

- **Online Promotion** on MyFloridaMarketPlace, the state's web-based procurement system.
- **Special Emails** and notices about procurement opportunities, special events, networking activities and technical assistance training.
- **Vendor In The Spotlight** gives certified minority/women businesses the opportunity to introduce their company to state agency purchasing agents in a targeted forum. In the information technology arena, for example, certified vendors are featured at the quarterly meeting of the Chief Information Officers Council.



- **Advance Notice and Special Discounts** to educational, networking and matchmaking activities hosted by state government, including the annual Matchmaker Conference.



- **First Tier Referrals** of certified minority/women business enterprises to state agencies.
- **Strategic Alliances** with major corporations to help certified minority businesses get noticed and help create new contract opportunities.
- **Governor’s Mentor-Protégé** program helps certified minority/women businesses develop all aspects of their business and ultimately enhance their capability to compete more successfully for state government contracts.
- **Loan Mobilization** assists certified minority/women business enterprises develop banking relationships and obtain funding for starting a state-funded project. Loans are made through participating banks.

OUR VALUES

- Integrity
- Respect
- Quality
- Customer Service
- Team Work

Vendors and others can learn more about the certification program through OSD-sponsored seminars and workshops. In fiscal year 2004-05, OSD hosted 10 certification seminars statewide.

MyFloridaMarketPlace

MyFloridaMarketPlace, Florida’s web-based procurement system, increases minority business access to the “state marketplace.”

MyFloridaMarketPlace features a user-friendly Internet site where minority vendors can register, receive information on upcoming bids, post information on their products and services, and receive purchase orders and submit invoices electronically.



Other benefits include:

Online Certification - MyFloridaMarketPlace expedites the certification process for qualified minority vendors.

Single Point Of Registration - Once minority vendors register on MyFloridaMarketPlace, their information is immediately available to all state government buyers using the system.

Expanded Access To Buyers - Registering with MyFloridaMarketPlace provides an easy, user-friendly mechanism for minority vendors to promote their products or services to a broad buying audience.

State-of-the-Art Business Tools - Electronic transactions on MyFloridaMarketPlace result in a faster, more efficient way of doing business with state government by reducing both vendor paperwork and time.

Matchmaking

The Office of Supplier Diversity focuses on “matchmaking” - the building of business relationships among minority businesses, state government procurement specialists and other strategic partners.

OSD works individually with minority vendors to identify state agencies that are looking to purchase the type of goods and/or services that their businesses provide.

To help minority vendors connect with state government spenders, OSD also hosts a series of workshops and events throughout the year, including the annual Matchmaker Conference and Trade Fair. Recognized as Florida’s signature event for minority/women business entrepreneurs, Matchmaker provides a one-stop forum for minority businesses, state purchasing officers and private industry to share ideas and develop business partnerships. This year’s event drew more than 1,000 participants.

“Through education and events, like the Matchmaker Conference, we are giving minority vendors the tools to compete and are helping them connect with business opportunities within state government and beyond. Governor Bush had a vision, and it has taken hold.”

— Windell Paige, Director
Office of Supplier Diversity



The
Matchmaker
Conference
connects
minority
vendors
with state
government
spenders.

Annual Minority Business Awards

Minority Business Of The Year

Named the Minority Business of the Year, Kyra InfoTech - an information technology company - credits much of its success to the Governor's One Florida Equity in Contracting Initiative. In 2001, the company took advantage of the streamlined minority certification process offered by OSD, receiving certification in less than one week. Kyra InfoTech registered with MyFloridaMarketPlace and attended OSD-sponsored workshops to learn how to bid on state business. As a result, company revenues from state government business grew from less than \$50,000 to more than \$4 million in just five years. Kyra InfoTech's state government customers include the Departments of Children and Families, Environmental Protection, Health, Juvenile Justice and Transportation.



Kyra InfoTech: Minority Business Of The Year

Agency Of The Year

The Florida Department of Transportation was named Agency of the Year for achieving the highest certified minority spending in 2004-05 - \$192 million.

State Advocate Of The Year

Rhett Frisbie, the Purchasing Director for the Florida Department of Business and Professional Regulation, was named State Advocate of the Year. A knowledgeable veteran of state purchasing, Rhett's experience and insight have played a significant role in shaping supplier diversity.

Director's Award

Nolia Brandt, Founder and CEO of Brandt Information Systems, was presented the Director's Award for mentoring small minority businesses and developing strategic alliances to help small minority businesses grow.

Corporation of the Year

Named Corporation of the Year, GTECH Corporation, an international gaming company, has formed numerous strategic partnerships with minority businesses, including one with a Hispanic, women-owned business that has led to a \$6 million subcontract with the Florida Lottery – one of the state's largest.

Advocacy and Outreach

The Office of Supplier Diversity serves as an advocate for minority businesses to ensure they have a voice in state government procurement and contracting decisions.



OSD connects minority vendors and state government spenders through small business forums, like the quarterly meeting of state agency information technology officers, and statewide forums, like the annual Matchmaker Conference.

OSD also serves as an information and technical resource for minority businesses, state agencies, vendors and the public.

To ensure that minority businesses are aware of and take advantage of business opportunities within state government, OSD sponsors regional workshops, orientation sessions for newly certified minority/women businesses, and supplier diversity training workshops for state agencies.

Regional Partnerships

OSD has developed partnerships with Florida's leading business groups and economic development organizations, including Enterprise Florida and the Florida Economic Development Council, to promote minority business development, supplier diversity and equity in contracting beyond state government.

In 2004-05, OSD participated in more than 50 minority business networking events sponsored by partner organizations including the National Minority Supplier Development Council's Florida Regional Minority Business Council, the Small Business Administration's Minority Business Development Agency, the Florida Hispanic Chamber of Commerce and Florida Black Business Investment Board's Access Florida.



Compliance

OSD is responsible for monitoring state agency compliance with Florida laws and rules governing minority business enterprises and supplier diversity.

Outreach and Partnership Programs

JULY 2004

National Minority Supplier Development Council Conference
Orlando, FL

One Florida Corporate Round Table
Tallahassee, FL

AUGUST 2004

Department of Juvenile Justice Contract Manager's Conference
St. Petersburg, FL

SEPTEMBER 2004

National Black MBA Association Conference and Exposition
Orlando, FL

15th Annual India Festival
Tampa, FL

OCTOBER 2004

University of West Florida AmSouth Bank Business EXPO 2004
Pensacola, FL

2004 NMSDC Conference and Business Opportunity Fair
Atlanta, GA

Greater Miami Chapter of NIGP Trade Show
Miami, FL

Tallahassee Minority Enterprise Development Week Celebration
Tallahassee, FL

NOVEMBER 2004

2004 NMSDC Conference
Atlanta, GA

One Florida Accountability Meeting
Tampa, FL

Department of Health Minority Vendor Trade Fair
Orlando, FL

Women in Business Central Workshop
Orlando, FL

Southwest Florida Water Management District Meeting
Brooksville, FL

National Association of Women Business Owners
Ft. Lauderdale, FL

One Florida Accountability Commission
Tampa, FL

DECEMBER 2004

Department of Management Services Florida Government EXPO 2004
Tampa, FL

JANUARY 2005

Minority/Women/Disadvantaged Business Expo
Ft. Lauderdale, FL

Synergy Committee Teleconference Meeting
Tallahassee, FL

FEBRUARY 2005

One Florida Accountability Commission Meeting
Jacksonville, FL

National Association of Women Business Owners Dinner
Boynton Beach, FL

Annual Statewide Community of Faith Prayer Breakfast
Tallahassee, FL

MARCH 2005

Florida Regional Minority Business Council Annual Awards Gala
Miami, FL

University of Florida Annual Small Business Trade Show
Gainesville, FL

American Airlines Terminal Business Trade Show
Miami, FL

Florida Atlantic University Everglades Restoration Minority Business Meeting
Miami, FL

Florida Conference of Black State Legislators Golf Tournament
Tallahassee, FL

Florida Association of Minority Business Enterprise Officials Quarterly Meeting
Jacksonville, FL

Broward County Minority Builders Coalition
Ft. Lauderdale, FL

Regional Minority Business Entity Matchmaker Workshop
St. Augustine, FL

Small and Minority Business Conference and Trade Show
Gainesville, FL

Minority-Owned Business Awards
Tampa, FL

APRIL 2005

Minority Business Entity Certification Workshop
Tampa, FL

8th Annual Entrepreneurial Showcase
Tallahassee, FL

University of West Florida Minority/Women-Owned Business Workshop
Ft. Walton Beach, FL

Doing Business Regional Matchmaker and Trade Show
Tampa, FL

MAY 2005

17th Annual Business Trade Fair Conference
Tampa, FL

Small and Minority Business Conference and Trade Show
Gainesville, FL

Department of Energy Small Business Conference
Orlando, FL

Small Business Opportunities Conference
Miami, FL

JUNE 2005

NAACP Freedom Fund Banquet
Miami, FL

Lee County Career and Service Regional Matchmaker
Ft. Myers, FL

North Florida Government Corporate Procurement Meeting
Jacksonville, FL

Florida Regional Minority Business Conference
Ft. Lauderdale, FL

Florida Economic Development Workshop
Orlando, FL

One Florida Commission Presentation
Tampa, FL

National Association of Purchasing Managers Meeting
Tampa, FL

Florida Turnpike Minority Business Trade Fair
Orlando, FL

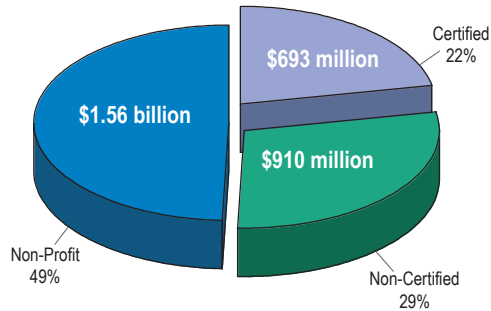
Florida Urban Job Development Conference
Orlando, FL

Minority Spending Summary

State government purchased \$6.4 billion in products and services last year. More than half – 53 percent or \$3.4 billion – was spent on construction, architectural and engineering services for public roads, bridges and buildings. The remaining \$3 billion in purchases were for goods and services to support government programs.

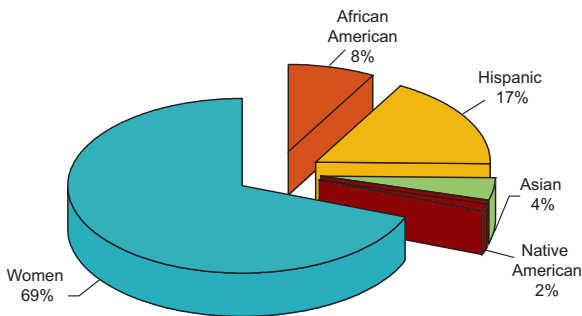
2004-05 Total Minority Spending

In 2004-05, total state government minority spending surpassed \$3.16 billion with 49% paid to minority non-profit organizations, 29% to non-certified minority/women-owned businesses and 22% to certified minority/women-owned businesses.



Includes minority non-profit organizations with a Board of Directors of at least 51 percent minorities, that employ 51 percent minorities or whose clients are 51 percent minorities.

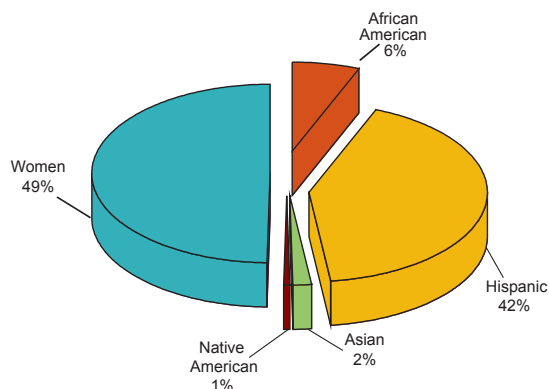
2004-05 Construction Spending Certified Minority/Women Business Enterprises



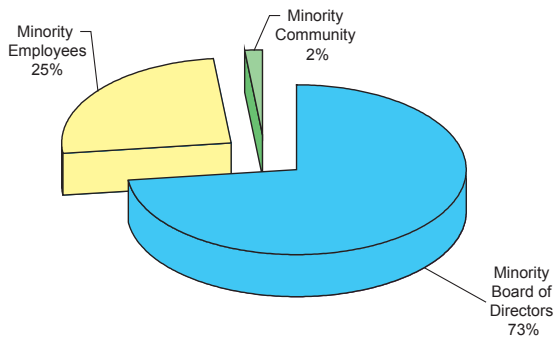
In 2004-05, \$236.7 million in construction-related purchases were made through certified minority/women businesses. Of these businesses, 69% were Women, 17% were Hispanic, 8% were African American, 4% were Asian and 2% were Native American owned businesses.

2004-05 Construction Spending Non-Certified Minority/Women Business Enterprises

In 2004-05, \$134.7 million in construction-related purchases were made through non-certified minority/women businesses. Of these businesses, 49% were Women, 42% were Hispanic, 6% were African American, 2% were Asian and 1% were Native American owned businesses.



2004-05 Construction Spending Minority Non-Profit Organizations

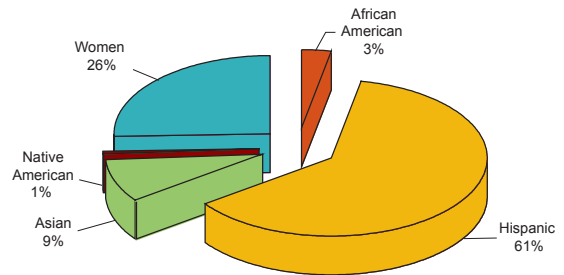


In 2004-05, \$2.7 million in construction-related purchases were made through minority non-profit organizations. Of these organizations, 73% have a minority Board of Directors, 25% employ a majority of minority employees and 2% serve minority communities.

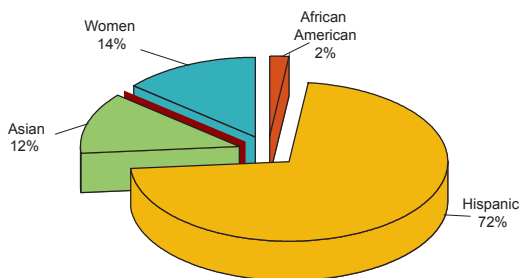
Includes non-profit organizations with a Board of Directors of at least 51 percent minorities, that employ 51 percent minorities or whose clients are 51 percent minorities.

2004-05 Architects/Engineers Spending Certified Minority/Women Business Enterprises

In 2004-05, state government spent \$81.5 million in architectural and engineering services with certified minority/women businesses. Of the total, 61% were Hispanic, 26% were Women, 9% were Asian, 3% were African American and 1% was Native American owned businesses.



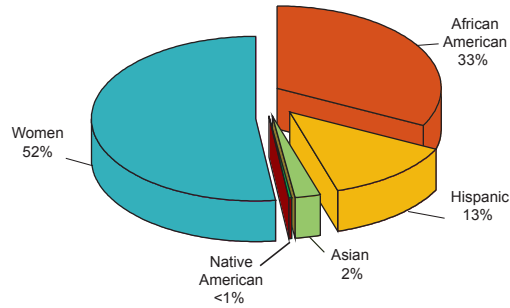
2004-05 Architects/Engineers Spending Non-Certified Minority/Women Business Enterprises



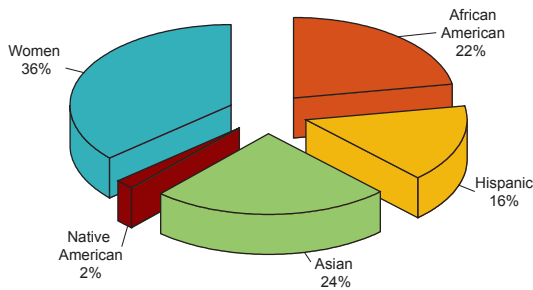
In 2004-05, state government spent \$12.1 million in architectural and engineering services with non-certified minority/women businesses. Of the total, 72% were Hispanic, 14% were Women, 12% were Asian and 2% were African American owned businesses.

2004-05 Commodities Spending Certified Minority/Women Business Enterprises

Total commodities spending with certified minority/women business enterprises was \$162.1 million in 2004-05. Women-owned businesses made up 52%, African American 33%, Hispanic 13%, Asian 2% and Native American were 0.4%.



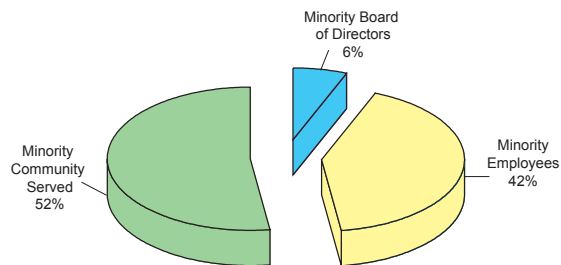
2004-05 Commodities Spending Non-Certified Minority/Women Business Enterprises



Total commodities spending with non-certified minority/women business enterprises was \$72.2 million in 2004-05. Women-owned businesses made up 36%, Asian 24%, African American 22%, Hispanic 16% and Native American 2%.

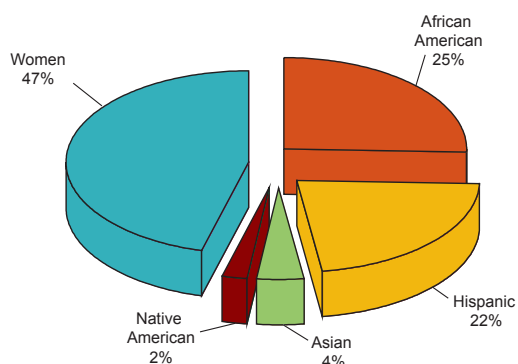
2004-05 Commodities Spending Minority Non-Profit Organizations

Total commodities spending with minority non-profit organizations was \$313.7 million in 2004-05. Of these organizations, 52% serve minority communities, 42% employ a majority of minority employees and 6% have a minority Board of Directors.



Includes minority non-profit organizations with a Board of Directors of at least 51 percent minorities, that employ 51 percent minorities or whose clients are 51 percent minorities.

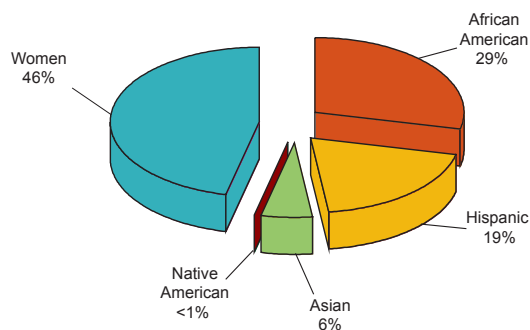
2004-05 Contractual Services Spending Certified Minority/Women Business Enterprises



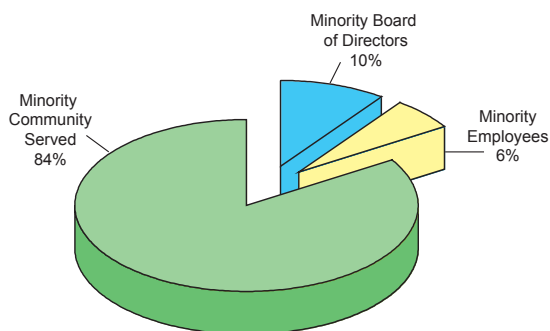
State government purchased \$214 million in contractual services through certified minority/women businesses in 2004-05. Of the total, 47% were Women, 25% were African American, 22% were Hispanic, 4% were Asian and 2% were Native American owned businesses.

2004-05 Contractual Services Spending Non-Certified Minority/Women Business Enterprises

State government purchased \$691.4 million in contractual services through non-certified minority/women businesses in 2004-05. Of the total, 46% were Women, 29% were African American, 19% were Hispanic, 6% were Asian and 0.2% were Native American owned businesses.



2004-05 Contractual Services Spending Minority Non-Profit Organizations



State government purchased \$1.3 billion in contractual services through minority non-profit organizations in 2004-05. Of these organizations, 84% serve minority communities, 10% have minority Board of Directors and 6% employ a majority of minority employees.

Includes minority non-profit organizations with a Board of Directors of at least 51 percent minorities, that employ 51 percent minorities or whose clients are 51 percent minorities.

Table I - Total Minority Spending 2004-2005

Agency	Certified	Non-Certified	Non-Profit	Total
Agency for Health Care Administration	\$44,385,721.77	\$636,831,534.44	\$1,135,549,294.50	\$1,816,766,550.71
Agency for Workforce Innovation	\$7,337,465.30	\$1,476,958.64	\$7,185,234.28	\$15,999,658.22
Department of Agriculture and Consumer Services	\$20,060,802.16	\$1,612,801.10	\$768,319.08	\$22,441,922.34
Department of Business and Professional Regulation	\$6,203,461.28	\$489,693.92	\$5,125.00	\$6,698,280.20
Department of Children and Families	\$24,265,525.49	\$40,328,649.51	\$78,414,376.16	\$143,008,551.16
Department of Citrus	\$415,684.94	\$61,388.36	-	\$477,073.30
Department of Community Affairs	\$3,268,581.15	\$4,035,650.99	\$4,195,414.14	\$11,499,646.28
Department of Corrections	\$41,282,303.24	\$7,846,208.42	\$1,438,865.78	\$50,567,377.44
Department of Education	\$6,988,779.64	\$4,681,901.95	\$123,646,526.41	\$135,317,208.00
Department of Elder Affairs	\$1,151,937.49	\$661,016.17	\$133,464,942.68	\$135,277,896.34
Department of Environmental Protection	\$99,665,212.04	\$15,712,319.01	\$39,158.36	\$115,416,689.41
Department of Financial Services	\$9,443,146.00	\$4,796,586.39	\$497,304.29	\$14,737,036.68
Department of Health	\$41,593,593.50	\$16,965,562.90	\$39,469,917.15	\$98,029,073.55
Department of Highway Safety and Motor Vehicles	\$7,987,273.46	\$4,023,318.70	\$25,983.19	\$12,036,575.35
Department of Juvenile Justice	\$21,819,944.46	\$3,370,657.58	\$31,201,040.43	\$56,391,642.47
Department of Law Enforcement	\$4,332,727.46	\$1,285,987.62	\$746,403.01	\$6,365,118.09
Department of Legal Affairs	\$875,215.59	\$449,864.12	\$3,108,963.57	\$4,434,043.28
Department of Lottery	\$15,458,879.33	\$1,155,401.69	\$114,600.00	\$16,728,881.02
Department of Management Services	\$21,168,653.50	\$1,211,939.65	\$17,463.61	\$22,398,056.76
Department of Military Affairs	\$11,053,694.53	\$315,897.96	\$172,688.08	\$11,542,280.57
Department of Revenue	\$5,715,087.39	\$1,660,086.53	\$1,702.69	\$7,376,876.61
Department of State	\$4,542,651.83	\$747,941.27	\$395,549.00	\$5,686,142.10
Department of Transportation	\$192,690,197.78	\$134,566,465.17	\$2,903,725.43	\$330,160,388.38
Department of Veterans' Affairs	\$572,538.00	\$354,351.58	\$110.00	\$926,999.58
Division of Administrative Hearing	\$116,875.96	\$104,309.79	\$386.00	\$221,571.75
Executive Office of the Governor	\$3,379,885.95	\$82,061.54	\$2,041,355.00	\$5,503,302.49
Fish and Wildlife Conservation Commission	\$6,750,742.19	\$2,157,550.86	\$52,341.14	\$8,960,634.19
Florida A & M University	\$7,810,205.55	\$1,547,145.21	-	\$9,357,350.76
Florida Atlantic University	\$6,040,394.00	\$1,322,900.00	-	\$7,363,294.00
Florida Gulf Coast University	\$798,340.00	\$1,241.00	-	\$799,581.00
Florida International University	\$6,954,855.00	\$4,527,616.00	-	\$11,482,471.00
Florida Parole Commission	\$22,707.11	\$8,422.52	-	\$31,129.63
Florida School for the Deaf and Blind	\$790,693.98	\$56,279.63	\$7,616.85	\$854,590.46
Florida State University	\$12,414,025.33	\$2,369,488.00	\$26,843.00	\$14,810,356.33
Justice Administrative Commission	\$2,435,127.90	-	\$320,652.50	\$2,755,780.40
Legislature	\$7,079,856.54	\$997,686.09	\$741.92	\$8,078,284.55
New College of Florida	\$400,499.00	\$36,086.00	-	\$436,585.00
Public Service Commission	\$140,570.82	\$133,986.59	-	\$274,557.41
State Board of Administration	\$350,408.76	\$3,508,938.63	-	\$3,859,347.39
State Courts System	\$1,269,367.70	\$1,087,319.30	\$2,178.00	\$2,358,865.00
University of Central Florida	\$6,962,823.23	\$8,085.00	-	\$6,970,908.23
University of Florida	\$22,251,808.20	\$496,656.00	-	\$22,748,464.20
University of North Florida	\$1,466,195.00	\$3,112,609.00	-	\$4,578,804.00
University of South Florida	\$12,306,970.17	\$4,056,300.99	-	\$16,363,271.16
University of West Florida	\$1,473,155.89	\$230,674.00	-	\$1,703,829.89
Total	\$693,494,585.61	\$910,487,539.82	\$1,565,814,821.25	\$3,169,796,946.68

Table II - Construction Spending 2004-2005
Certified Minority/Women Business Enterprises

Agency	African American	Hispanic	Asian	Native American	Women	Total
Agency for Workforce Innovation	-	-	-	-	\$173,755.08	\$173,755.08
Department of Agriculture and Consumer Services	-	\$685.25	-	-	\$12,674,955.21	\$12,675,640.46
Department of Children and Families	-	\$1,650.00	\$2,925.00	\$2,849.90	\$2,582.04	\$10,006.94
Department of Community Affairs	-	-	-	-	\$149,324.83	\$149,324.83
Department of Corrections	\$292,632.00	\$594,869.68	\$49,469.57	\$93,755.48	\$7,276,319.34	\$8,307,046.07
Department of Education	-	-	-	-	\$6,077.75	\$6,077.75
Department of Elder Affairs	-	-	-	\$945.25	\$236.03	\$1,181.28
Department of Environmental Protection	\$3,818,995.47	\$1,911,566.79	\$527,339.55	\$344,664.44	\$66,501,706.12	\$73,104,272.37
Department of Financial Services	-	-	-	-	\$335.00	\$335.00
Department of Health	\$80,546.08	\$213,020.41	\$21,924.43	-	\$2,021,507.21	\$2,336,998.13
Department of Juvenile Justice	\$35,813.39	\$10,230.00	-	-	\$365,895.13	\$411,938.52
Department of Law Enforcement	-	-	-	-	\$13,645.30	\$13,645.30
Department of Management Services	\$184,141.51	\$220,378.00	\$73,464.00	\$13,034.00	\$324,006.44	\$815,023.95
Department of Military Affairs	\$12,806.90	\$1,326,772.50	\$6,260,630.00	\$450,073.00	\$1,258,809.68	\$9,309,092.08
Department of Transportation	\$7,355,877.60	\$27,996,976.35	\$970,458.52	\$3,640,329.02	\$50,511,942.80	\$90,475,584.29
Fish and Wildlife Conservation Commission	-	-	-	-	\$23,350.51	\$23,350.51
Florida A & M University	\$1,950,426.18	\$51,658.21	-	-	\$1,344,519.48	\$3,346,603.87
Florida Atlantic University	\$121,066.00	\$1,012,778.00	\$220,028.00	-	\$975,040.00	\$2,328,912.00
Florida Gulf Coast University	\$421,630.00	-	-	-	\$254.00	\$421,884.00
Florida International University	\$453,143.00	\$2,028,418.00	-	-	\$1,192,817.00	\$3,674,378.00
Florida School for the Deaf and Blind	\$7,436.00	-	-	-	\$426,619.19	\$434,055.19
Florida State University	\$302,170.00	\$100,750.00	\$14,550.00	-	\$4,064,338.00	\$4,481,808.00
Legislature	-	-	-	-	\$157,851.62	\$157,851.62
New College of Florida	-	-	-	-	\$221,587.00	\$221,587.00
University of Central Florida	\$2,363,169.00	\$1,121,026.00	\$102,182.00	-	\$764,497.00	\$4,350,874.00
University of Florida	\$1,218,429.00	\$92,685.00	\$546,908.00	-	\$7,345,315.00	\$9,203,337.00
University of North Florida	-	-	\$171,126.00	-	\$320,139.00	\$491,265.00
University of South Florida	\$69,408.16	\$4,411,483.28	\$391,118.67	\$147,023.85	\$4,197,448.39	\$9,216,482.35
University of West Florida	\$118,128.00	-	\$32,008.00	-	\$451,374.00	\$601,510.00
Total	\$18,805,818.29	\$41,094,947.47	\$9,384,131.74	\$4,692,674.94	\$162,766,248.15	\$236,743,820.59

Table III - Construction Spending 2004-2005
Non-Certified Minority/Women Business Enterprises

Agency	African American	Hispanic	Asian	Native American	Women	Total
Agency for Workforce Innovation	-	-	-	-	\$5,890.90	\$5,890.90
Department of Agriculture and Consumer Services	-	-	\$15,450.00	\$750.00	\$38,389.16	\$54,589.16
Department of Children and Families	\$15,350.00	\$1,675.00	\$10.00	-	\$21,516.49	\$38,551.49
Department of Community Affairs	-	-	-	-	\$1,900.00	\$1,900.00
Department of Corrections	\$11,640.18	\$7,795.23	\$49,175.25	\$5,120.90	\$293,953.94	\$367,685.50
Department of Education	-	-	-	-	\$6,659.00	\$6,659.00
Department of Environmental Protection	\$158,177.02	\$660,274.33	\$379,424.86	\$4,163.43	\$7,512,785.38	\$8,714,825.02
Department of Health	-	-	-	-	\$203,864.60	\$203,864.60
Department of Juvenile Justice	-	\$7,386.42	-	-	\$54,084.96	\$61,471.38
Department of Management Services	\$76,205.72	-	-	\$182,047.40	\$10,715.50	\$268,968.62
Department of Military Affairs	-	-	\$16,911.38	-	\$27,331.00	\$44,242.38
Department of Transportation	\$7,585,913.59	\$53,427,746.88	\$1,095,207.81	\$575,766.78	\$56,113,102.77	\$118,797,737.83
Florida A & M University	\$2,345.00	-	-	-	\$279,981.63	\$282,326.63
Florida Atlantic University	-	-	-	-	\$19,156.00	\$19,156.00
Florida Gulf Coast University	-	\$1,241.00	-	-	-	\$1,241.00
Florida International University	\$4,994.00	\$641,533.00	\$9,800.00	-	\$63,296.00	\$719,623.00
Florida School for the Deaf and Blind	-	\$28,731.60	-	-	\$2,895.00	\$31,626.60
Florida State University	-	\$482,500.00	-	-	\$287,552.00	\$770,052.00
New College of Florida	\$14,625.00	-	-	-	-	\$14,625.00
State Courts System	\$247.00	-	-	-	\$1,178.00	\$1,425.00
University of Florida	-	-	-	-	\$11,844.00	\$11,844.00
University of North Florida	\$254,669.00	-	\$439,555.00	-	\$1,200,097.00	\$1,894,321.00
University of South Florida	-	\$1,366,930.07	\$99,990.88	-	\$953,449.33	\$2,420,370.28
Total	\$8,124,166.51	\$56,625,813.53	\$2,105,525.18	\$767,848.51	\$67,109,642.66	\$134,732,996.39

Table IV - Construction Spending 2004-2005
Non-Profit Organizations

Agency	Board of Directors	Employees	Communities Served	Total
Department of Environmental Protection	\$10,825.00	\$5,694.25	-	\$16,519.25
Department of Education	-	\$325,263.00	-	\$325,263.00
Department of Community Affairs	-	\$500.00	-	\$500.00
Department of Transportation	\$2,003,217.56	\$363,893.30	\$42,682.44	\$2,409,793.30
Total	\$2,014,042.56	\$695,350.55	\$42,682.44	\$2,752,075.55

OSD tracks purchases made through certified minority businesses, non-certified minority businesses, and non-profit organizations with a Board of Directors of at least 51 percent minorities, that employ 51 percent minorities or whose clients are 51 percent minorities.

Table V - Architects/Engineers Spending 2004-2005
Certified Minority/Women Business Enterprises

Agency	African American	Hispanic	Asian	Native American	Women	Total
Agency for Workforce Innovation	\$4,830.00	-	-	-	-	\$4,830.00
Department of Agriculture and Consumer Services	-	-	\$9,764.00	-	\$33,604.76	\$43,368.76
Department of Children and Families	-	\$18,586.26	-	-	\$9,656.55	\$28,242.81
Department of Corrections	-	-	-	-	\$83,760.19	\$83,760.19
Department of Environmental Protection	\$132,580.68	\$39,328.26	\$110,762.53	-	\$590,470.59	\$873,142.06
Department of Health	-	\$434,341.64	\$53,214.30	-	\$32,195.38	\$519,751.32
Department of Juvenile Justice	-	-	-	-	\$120,902.02	\$120,902.02
Department of Law Enforcement	-	-	-	-	\$3,607.50	\$3,607.50
Department of Management Services	-	\$13,873.00	\$7,525.00	-	-	\$21,398.00
Department of Military Affairs	-	\$31,400.00	-	-	\$100.00	\$31,500.00
Department of Transportation	\$1,896,244.38	\$48,477,030.89	\$6,479,350.50	\$409,812.51	\$19,030,789.08	\$76,293,227.36
Fish and Wildlife Conservation Commission	\$4,595.00	\$10,392.60	-	-	\$140,332.50	\$155,320.10
Florida A & M University	\$338,343.52	-	-	-	-	\$338,343.52
Florida Atlantic University	-	\$55,909.00	-	-	\$18,440.00	\$74,349.00
Florida Gulf Coast University	-	-	-	-	\$4,789.00	\$4,789.00
Florida International University	\$49,524.00	\$578,855.00	-	-	-	\$628,379.00
Florida School for the Deaf and Blind	-	-	-	-	\$234,851.00	\$234,851.00
Florida State University	-	\$41,365.00	\$60,717.00	-	\$406,026.00	\$508,108.00
University of Central Florida	-	\$687,551.00	-	-	-	\$687,551.00
University of Florida	\$10,601.00	-	\$198,663.00	-	\$149,364.00	\$358,628.00
University of South Florida	\$46,489.50	\$66,193.72	\$4,156.12	-	\$40,974.04	\$157,813.38
University of West Florida	-	-	\$389,370.00	-	-	\$389,370.00
Total	\$2,483,208.08	\$50,454,826.37	\$7,313,522.45	\$409,812.51	\$20,899,862.61	\$81,561,232.02

Table VI - Architects/Engineers Spending 2004-2005
Non-Certified Minority/Women Business Enterprises

Agency	African American	Hispanic	Asian	Native American	Women	Total
Department of Agriculture and Consumer Services	-	-	-	-	\$2,375.00	\$2,375.00
Department of Children and Families	-	-	\$30,000.00	-	-	\$30,000.00
Department of Environmental Protection	-	\$7,000.00	\$1,406,445.37	-	-	\$1,413,445.37
Department of Management Services	-	-	-	-	\$4,360.00	\$4,360.00
Department of Transportation	-	\$8,603,627.36	-	-	\$1,246,341.43	\$9,849,968.79
Fish and Wildlife Conservation Commission	-	-	\$65,905.12	-	-	\$65,905.12
Florida Atlantic University	\$1,000.00	-	-	-	\$3,508.00	\$4,508.00
Florida International University	-	\$78,631.00	-	-	\$1,652.00	\$80,283.00
Florida State University	-	-	-	-	\$3,200.00	\$3,200.00
University of Central Florida	-	\$8,085.00	-	-	-	\$8,085.00
University of Florida	\$227,446.00	-	-	-	-	\$227,446.00
University of North Florida	-	-	-	-	\$424,642.00	\$424,642.00
University of South Florida	-	-	-	-	\$154.57	\$154.57
University of West Florida	\$9,860.00	-	-	-	-	\$9,860.00

Table VII - Commodities Spending 2004-2005
Certified Minority/Women Business Enterprises

Agency	African American	Hispanic	Asian	Native American	Women	Total
Agency for Health Care Administration	\$358,174.77	\$72,340.52	\$4,392.99	\$671.33	\$642,142.52	\$1,077,722.13
Agency for Workforce Innovation	\$343,984.74	\$50,372.20	-	\$1,727.14	\$731,921.53	\$1,128,005.61
Department of Agriculture and Consumer Services	\$845,243.52	\$229,964.88	\$10,413.81	\$2,464.17	\$2,031,919.09	\$3,120,005.47
Department of Business and Professional Regulation	\$2,777,651.78	\$12,012.66	-	\$1,425.00	\$1,935,373.54	\$4,726,462.98
Department of Children and Families	\$3,713,311.50	\$3,772,943.07	\$336,846.83	\$19,570.92	\$4,596,471.48	\$12,439,143.80
Department of Citrus	\$22,794.39	\$61,591.19	-	-	\$24,236.71	\$108,622.29
Department of Community Affairs	\$110,031.17	\$962,823.81	-	\$125.00	\$266,739.08	\$1,339,719.06
Department of Corrections	\$4,007,571.09	\$2,315,332.53	\$1,567,090.00	\$212,754.84	\$17,358,483.73	\$25,461,232.19
Department of Education	\$2,314,210.19	\$330,639.43	\$18,278.98	\$4,271.64	\$1,375,432.12	\$4,042,832.36
Department of Elder Affairs	\$153,104.84	\$66,914.68	\$14,879.00	\$124.40	\$218,686.09	\$453,709.01
Department of Environmental Protection	\$13,643,219.07	\$448,102.83	\$33,537.17	\$2,031.82	\$2,522,552.09	\$16,649,442.98
Department of Financial Services	\$2,431,487.85	\$57,721.45	\$100.00	\$166.34	\$2,001,498.91	\$4,490,974.55
Department of Health	\$3,502,481.49	\$2,543,566.77	\$319,067.99	\$3,207.94	\$11,946,311.07	\$18,314,635.26
Department of Highway Safety and Motor Vehicles	\$1,277,023.91	\$1,088,805.17	\$79,171.44	\$9,083.31	\$1,510,268.74	\$3,964,352.57
Department of Juvenile Justice	\$3,446,368.07	\$2,237,639.35	\$407,424.42	\$14,990.88	\$4,358,847.59	\$10,465,270.31
Department of Law Enforcement	\$1,280,139.99	\$155,813.91	\$4,384.92	\$7,428.40	\$812,823.05	\$2,260,590.27
Department of Legal Affairs	\$392.00	\$28,358.56	\$6,553.30	-	\$609,168.15	\$644,472.01
Department of Lottery	\$19,268.63	\$371,293.15	\$6,580.45	-	\$967,043.21	\$1,364,185.44
Department of Management Services	\$157,707.30	\$347,836.53	\$12,974.79	\$11,483.00	\$539,553.53	\$1,069,555.15
Department of Military Affairs	\$20,878.74	\$5,358.96	-	\$3,098.18	\$548,235.45	\$577,571.33
Department of Revenue	\$709,563.79	\$120,536.61	\$11,872.66	\$5,866.13	\$3,300,787.15	\$4,148,626.34
Department of State	\$1,639,373.91	\$25,927.63	\$2,317.98	\$245.00	\$2,282,430.43	\$3,950,294.95
Department of Transportation	\$1,974,888.20	\$1,972,415.15	\$11,276.51	\$4,692.90	\$5,390,108.65	\$9,353,381.41
Department of Veterans' Affairs	\$52,291.14	\$41,188.86	\$397,990.60	\$378.00	\$22,102.64	\$513,951.24
Division of Administrative Hearing	-	-	-	-	\$51,748.56	\$51,748.56
Executive Office of the Governor	\$396,538.01	\$1,275,207.56	\$177,254.28	\$27.62	\$687,088.02	\$2,536,115.49
Fish and Wildlife Conservation Commission	\$3,271,853.74	\$607,239.53	\$34,064.42	\$4,998.86	\$1,152,013.87	\$5,070,170.42
Florida A & M University	\$1,194,495.22	\$68,675.90	-	-	\$944,860.43	\$2,208,031.55
Florida Atlantic University	\$101,747.00	\$112,753.00	\$21,066.00	\$41,565.00	\$911,398.00	\$1,188,529.00
Florida Gulf Coast University	\$54,848.00	\$35,298.00	-	\$679.00	\$269,508.00	\$360,333.00
Florida International University	\$10,217.00	\$152,949.00	\$120.00	\$4,129.00	\$33,035.00	\$200,450.00
Florida Parole Commission	-	-	-	-	\$2,820.36	\$2,820.36
Florida School for the Deaf and Blind	\$6,463.00	\$2,738.14	-	-	\$46,231.85	\$55,432.99
Florida State University	\$158,496.00	\$177,419.00	\$76,647.00	\$108,625.00	\$5,346,355.00	\$5,867,542.00
Justice Administrative Commission	\$142,214.08	\$32,059.11	\$818.50	\$75,034.05	\$1,106,813.41	\$1,356,939.15
Legislature	\$43,694.62	\$11,123.98	\$9,365.00	\$1,197.86	\$1,182,628.26	\$1,248,009.72
New College of Florida	\$4,850.00	\$79,960.00	-	-	\$79,830.00	\$164,640.00
Public Service Commission	-	-	\$1,860.00	\$7.54	\$21,846.63	\$23,714.17
State Board of Administration	\$1,600.00	\$98,290.89	\$77,516.22	-	\$88,466.28	\$265,873.39
State Courts System	\$23,257.14	\$44,501.99	\$7.93	\$10,135.34	\$624,955.87	\$702,858.27
University of Central Florida	\$36,838.00	\$93,449.00	\$93,955.00	-	\$1,207,883.00	\$1,432,125.00
University of Florida	\$2,445,956.00	\$116,682.00	\$505.00	-	\$2,499,196.00	\$5,062,339.00
University of North Florida	\$41,718.00	\$5,930.00	\$900.00	\$76,534.00	\$545,244.00	\$670,326.00
University of South Florida	\$22,685.78	\$549,873.05	\$6,236.79	\$28,941.53	\$1,276,936.17	\$1,884,673.32
University of West Florida	\$6,956.00	\$52,958.00	-	\$33,374.00	\$23,966.00	\$117,254.00
Total	\$52,765,589.67	\$20,836,608.05	\$3,745,469.98	\$691,055.14	\$84,095,961.26	\$162,134,684.10

Table VIII - Commodities Spending 2004-2005
Non-Certified Minority/Women Business Enterprises

Agency	African American	Hispanic	Asian	Native American	Women	Total
Agency for Health Care Administration	-	\$5,436.94	\$669,706.23	\$35,052.60	\$268,151.81	\$978,347.58
Agency for Workforce Innovation	\$267.39	\$1,640.41	\$312,649.94	\$17.88	\$197,662.13	\$512,237.75
Department of Agriculture and Consumer Services	\$31,837.65	\$120,636.77	\$599,721.82	\$13,186.13	\$439,208.31	\$1,204,590.68
Department of Business and Professional Regulation	\$13,396.35	\$50,092.70	\$278,059.15	\$4,986.67	\$25,269.24	\$371,804.11
Department of Children and Families	\$13,388,059.30	\$4,155,884.76	\$1,293,432.79	\$584,712.16	\$8,158,575.37	\$27,580,664.38
Department of Citrus	\$6.29	\$984.40	\$35,893.18	-	\$9,298.89	\$46,182.76
Department of Community Affairs	\$8,567.15	\$2,104,412.40	\$350,112.63	-	\$996,011.84	\$3,459,104.02
Department of Corrections	\$157,073.13	\$287,930.38	\$2,905,034.60	\$73,018.59	\$862,143.10	\$4,285,199.80
Department of Education	\$321,377.58	\$177,923.36	\$343,399.40	\$10,179.75	\$229,130.76	\$1,082,010.85
Department of Elder Affairs	\$44,571.51	\$248,414.05	\$36,295.39	\$1,680.00	\$293,545.58	\$624,506.53
Department of Environmental Protection	\$66,060.52	\$296,112.58	\$574,683.13	\$8,190.75	\$1,042,066.07	\$1,987,113.05
Department of Financial Services	\$119.02	\$22,011.63	\$855,015.55	\$21,920.28	\$1,348,357.64	\$2,247,424.12
Department of Health	\$665,403.91	\$942,095.29	\$1,566,270.85	\$270,261.33	\$3,561,655.59	\$7,005,686.97
Department of Highway Safety and Motor Vehicles	\$29,659.98	\$35,211.39	\$664,778.74	\$29,775.27	\$311,698.29	\$1,071,123.67
Department of Juvenile Justice	\$459,108.50	\$277,488.38	\$417,585.16	\$28,302.00	\$1,131,963.45	\$2,314,447.49
Department of Law Enforcement	\$6,876.97	\$243,189.27	\$675,916.09	\$2,541.00	\$203,355.36	\$1,131,878.69
Department of Legal Affairs	\$2,249.25	\$17,901.63	\$22,519.11	\$2,692.00	\$170,227.31	\$215,589.30
Department of Lottery	\$599.04	\$2,552.33	\$85,621.85	\$54,000.00	\$118,929.71	\$261,702.93
Department of Management Services	\$165,870.00	\$29,824.40	\$170,709.30	\$4,860.00	\$553,645.79	\$924,909.49
Department of Military Affairs	\$18,751.81	\$888.78	\$117,241.70	\$417.06	\$57,827.75	\$195,127.10
Department of Revenue	\$5,772.07	\$171,455.00	\$906,431.93	\$107.95	\$138,655.50	\$1,222,422.45
Department of State	\$50,399.16	\$19,659.08	\$209,675.61	-	\$377,560.94	\$657,294.79
Department of Transportation	\$123,017.05	\$213,690.23	\$2,599,025.12	\$134,703.97	\$1,695,726.43	\$4,766,162.80
Department of Veterans' Affairs	\$15,904.03	\$347.00	\$38,947.49	\$387.80	\$6,805.84	\$62,392.16
Division of Administrative Hearing	-	-	\$78,393.83	-	\$19,893.12	\$98,286.95
Executive Office of the Governor	\$9,710.73	\$21,493.36	\$25,087.87	-	\$21,062.14	\$77,354.10
Fish and Wildlife Conservation Commission	\$25,240.01	\$93,891.72	\$457,500.95	\$18,468.27	\$842,831.58	\$1,437,932.53
Florida A & M University	\$19,307.67	\$17,509.30	\$124,652.35	\$6,128.62	\$144,493.99	\$312,091.93
Florida Atlantic University	\$15,534.00	\$48,009.00	\$176,877.00	\$853.00	\$227,380.00	\$468,653.00
Florida International University	\$161,005.00	\$1,423,821.00	\$20,137.00	\$1,096.00	\$310,084.00	\$1,916,143.00
Florida Parole Commission	-	-	\$1,863.30	-	\$480.66	\$2,343.96
Florida School for the Deaf and Blind	-	\$4,299.89	\$5,032.39	\$81.96	\$15,139.79	\$24,554.03
Florida State University	\$26,767.00	\$20,287.00	\$332,060.00	-	\$1,010,557.00	\$1,389,671.00
Legislature	\$9,268.67	\$26,094.00	\$26,542.00	-	\$356,588.05	\$418,492.72
New College of Florida	-	-	-	-	\$21,461.00	\$21,461.00
Public Service Commission	-	\$449.00	\$70,856.03	-	\$48,238.06	\$119,543.09
State Board of Administration	-	\$4,232.06	-	-	\$850.00	\$5,082.06
State Courts System	\$6,589.29	\$5,036.50	\$63,479.70	\$54.22	\$161,039.81	\$236,199.52
University of Florida	-	\$6,993.00	\$33,729.00	-	\$23,995.00	\$64,717.00
University of North Florida	\$3,035.00	\$2,928.00	\$3,678.00	\$2,042.00	\$260,351.00	\$272,034.00
University of South Florida	\$127,095.70	\$175,789.25	\$155,685.04	\$747.39	\$584,639.01	\$1,043,956.39
University of West Florida	\$1,891.00	\$939.00	\$20,057.00	\$2,474.00	\$57,160.00	\$82,521.00
Total	\$15,980,391.73	\$11,277,555.24	\$17,324,358.22	\$1,312,938.65	\$26,303,716.91	\$72,198,960.75

Table IX - Commodities Spending 2004-2005
Non-Profit Organizations

Agency	Board of Directors	Employees	Communities Served	Total
Agency for Health Care Administration	-	\$9,321.22	-	\$9,321.22
Agency for Workforce Innovation	-	-	\$254,853.40	\$254,853.40
Department of Agriculture and Consumer Services	\$9,264.14	\$4,917.00	\$201,000.00	\$215,181.14
Department of Business and Professional Regulation	\$125.00	-	-	\$125.00
Department of Children and Families	\$583,032.31	\$346,889.10	\$7,628,471.99	\$8,558,393.40
Department of Community Affairs	\$2,455,645.35	-	\$1,678,368.79	\$4,134,014.14
Department of Corrections	\$269.53	\$1,008.77	\$6,032.00	\$7,310.30
Department of Education	\$394,465.78	\$106,314,115.62	\$12,470,527.56	\$119,179,108.96
Department of Elder Affairs	\$149,215.29	\$192,725.00	\$132,429,366.80	\$132,771,307.09
Department of Environmental Protection	\$3,430.00	\$753.50	\$5,995.38	\$10,178.88
Department of Financial Services	\$50.00	-	\$461,644.29	\$461,694.29
Department of Health	\$4,585,140.35	\$1,130,273.47	\$4,836,877.38	\$10,552,291.20
Department of Highway Safety and Motor Vehicles	\$3,101.32	\$21,479.12	-	\$24,580.44
Department of Juvenile Justice	\$7,919,981.92	\$21,801,306.88	\$1,421,504.86	\$31,142,793.66
Department of Law Enforcement	\$36,891.49	\$102,045.89	\$379,075.63	\$518,013.01
Department of Legal Affairs	\$1,017,650.63	\$316,369.84	\$1,774,274.80	\$3,108,295.27
Department of Lottery	\$250.00	-	-	\$250.00
Department of Management Services	\$3,577.78	\$270.85	\$1,200.00	\$5,048.63
Department of Military Affairs	-	\$162,811.79	-	\$162,811.79
Department of State	\$127,349.18	\$117,364.00	\$151,747.74	\$396,460.92
Department of Transportation	\$131.25	\$1,169.60	\$5,826.34	\$7,127.19
Executive Office of the Governor	\$2,026,210.00	-	\$13,750.00	\$2,039,960.00
Fish and Wildlife Conservation Commission	-	\$44,733.00	\$998.07	\$45,731.07
Florida School for the Deaf and Blind	-	\$7,441.85	\$175.00	\$7,616.85
Florida State University	\$371.00	-	\$1,472.00	\$1,843.00
Justice Administrative Commission	\$325.53	-	\$42,477.76	\$42,803.29
Total	\$19,316,477.85	\$130,574,996.50	\$163,765,639.79	\$313,657,114.14

OSD tracks purchases made through certified minority businesses, non-certified minority businesses, and non-profit organizations with a Board of Directors of at least 51 percent minorities, that employ 51 percent minorities or whose clients are 51 percent minorities.

Table X - Contractual Services Spending 2004-2005
Certified Minority/Women Business Enterprises

Agency	African American	Hispanic	Asian	Native American	Women	Total
Agency for Health Care Administration	\$6,554,321.05	\$18,853,307.02	\$95,900.33	\$253.01	\$17,804,218.23	\$43,307,999.64
Agency for Workforce Innovation	\$2,069,308.61	\$69,668.43	\$2,450,601.11	\$226,846.09	\$1,214,450.37	\$6,030,874.61
Department of Agriculture and Consumer Services	\$485,493.95	\$3,030,894.08	\$18,376.59	\$206,027.50	\$480,995.35	\$4,221,787.47
Department of Business and Professional Regulation	\$137,285.05	\$8,376.82	\$4,992.00	\$879.34	\$1,325,465.09	\$1,476,998.30
Department of Children and Families	\$9,243,973.08	\$931,997.00	\$299,191.51	\$2,217.21	\$1,310,753.14	\$11,788,131.94
Department of Citrus	\$2,628.60	\$66,004.12	\$1,697.10	-	\$236,732.83	\$307,062.65
Department of Community Affairs	\$561,660.67	\$540,327.99	\$7,806.18	\$125.00	\$669,617.42	\$1,779,537.26
Department of Corrections	\$1,260,847.96	\$270,252.61	\$50,504.26	\$947,362.91	\$4,901,297.05	\$7,430,264.79
Department of Education	\$482,345.04	\$789,274.35	\$5,420.99	\$105,456.50	\$1,557,372.65	\$2,939,869.53
Department of Elder Affairs	\$77,302.05	\$67,924.87	\$732.84	\$8,392.04	\$542,695.40	\$697,047.20
Department of Environmental Protection	\$2,196,625.24	\$1,158,298.66	\$634,600.50	\$264,647.54	\$4,784,182.69	\$9,038,354.63
Department of Financial Services	\$337,990.80	\$2,031,196.86	\$1,179.90	\$276,894.00	\$2,304,574.97	\$4,951,836.53
Department of Health	\$3,263,928.37	\$3,958,639.82	\$155,443.34	\$281,526.33	\$12,762,670.93	\$20,422,208.79
Department of Highway Safety and Motor Vehicles	\$1,669,936.27	\$29,276.70	\$286,059.94	\$111,416.00	\$1,926,231.98	\$4,022,920.89
Department of Juvenile Justice	\$3,948,894.31	\$745,612.79	\$107,733.00	\$114,210.65	\$5,905,382.86	\$10,821,833.61
Department of Law Enforcement	\$197,360.56	\$100,943.00	\$121,660.00	\$1,161,389.66	\$473,531.47	\$2,054,884.69
Department of Legal Affairs	\$75,302.81	\$5,860.00	\$405.60	\$364.50	\$148,810.67	\$230,743.58
Department of Lottery	\$751,011.31	\$6,690,021.81	\$69,006.01	-	\$6,584,654.76	\$14,094,693.89
Department of Management Services	\$2,549,604.63	\$571,187.15	\$3,734,183.18	\$457,339.23	\$11,950,362.21	\$19,262,676.40
Department of Military Affairs	\$54,559.46	\$637,407.85	-	\$3,100.00	\$440,463.81	\$1,135,531.12
Department of Revenue	\$342,328.84	\$229,195.44	\$103,066.00	\$23,265.00	\$868,605.77	\$1,566,461.05
Department of State	\$108,802.99	\$163,109.01	\$66,383.98	\$56.25	\$254,004.65	\$592,356.88
Department of Transportation	\$13,728,849.13	\$811,935.27	\$6,885.00	\$384,306.75	\$2,636,028.57	\$17,568,004.72
Department of Veterans' Affairs	-	\$3,265.00	\$21,417.66	-	\$33,904.10	\$58,586.76
Division of Administrative Hearing	\$41,671.16	\$2,818.90	-	-	\$20,637.34	\$65,127.40
Executive Office of the Governor	\$590,198.60	\$4,617.74	\$2,474.00	\$49.50	\$246,430.62	\$843,770.46
Fish and Wildlife Conservation Commission	\$248,972.08	\$663,236.79	\$4,890.00	\$1,621.60	\$583,180.69	\$1,501,901.16
Florida A & M University	\$1,687,192.87	\$23,772.67	\$187.50	-	\$206,073.57	\$1,917,226.61
Florida Atlantic University	\$54,050.00	\$2,144,459.00	-	-	\$250,095.00	\$2,448,604.00
Florida Gulf Coast University	\$2,919.00	-	-	-	\$8,415.00	\$11,334.00
Florida International University	\$433,219.00	\$2,018,429.00	-	-	-	\$2,451,648.00
Florida Parole Commission	\$4,500.00	\$10,608.75	-	-	\$4,775.00	\$19,883.75
Florida School for the Deaf and Blind	-	-	-	-	\$66,354.80	\$66,354.80
Florida State University	\$612,591.00	\$31,484.00	\$1,551.00	\$25,554.00	\$885,387.33	\$1,556,567.33
Justice Administrative Commission	\$242,295.05	\$87,009.41	\$8,430.37	\$3,280.00	\$737,173.92	\$1,078,188.75
Legislature	\$24,810.28	-	\$500.00	\$126.00	\$5,648,558.92	\$5,673,995.20
New College of Florida	-	-	-	-	\$14,272.00	\$14,272.00
Public Service Commission	\$107,674.80	-	-	\$903.80	\$8,278.05	\$116,856.65
State Board of Administration	\$235.70	\$29,707.05	\$361.00	\$159.50	\$54,072.12	\$84,535.37
State Courts System	\$19,034.03	\$22,507.24	\$4,625.00	\$145.00	\$520,198.16	\$566,509.43
University of Central Florida	\$1,712.00	\$47,220.00	\$161,644.00	-	\$281,697.23	\$492,273.23
University of Florida	\$5,353.00	\$816,098.00	\$21,324.00	-	\$6,784,729.00	\$7,627,504.00
University of North Florida	\$27,638.00	-	\$25,651.00	\$310.00	\$251,005.00	\$304,604.00
University of South Florida	\$112,822.62	\$229,927.99	\$50,827.97	-	\$654,422.54	\$1,048,001.12
University of West Florida	\$189,748.00	\$676.00	\$91,171.00	\$41,330.00	\$42,096.89	\$365,021.89
Total	\$54,506,997.97	\$47,896,549.19	\$8,616,883.86	\$4,649,554.91	\$98,384,860.15	\$214,054,846.08

Table XI - Contractual Services Spending 2004-2005
Non-Certified Minority/Women Business Enterprises

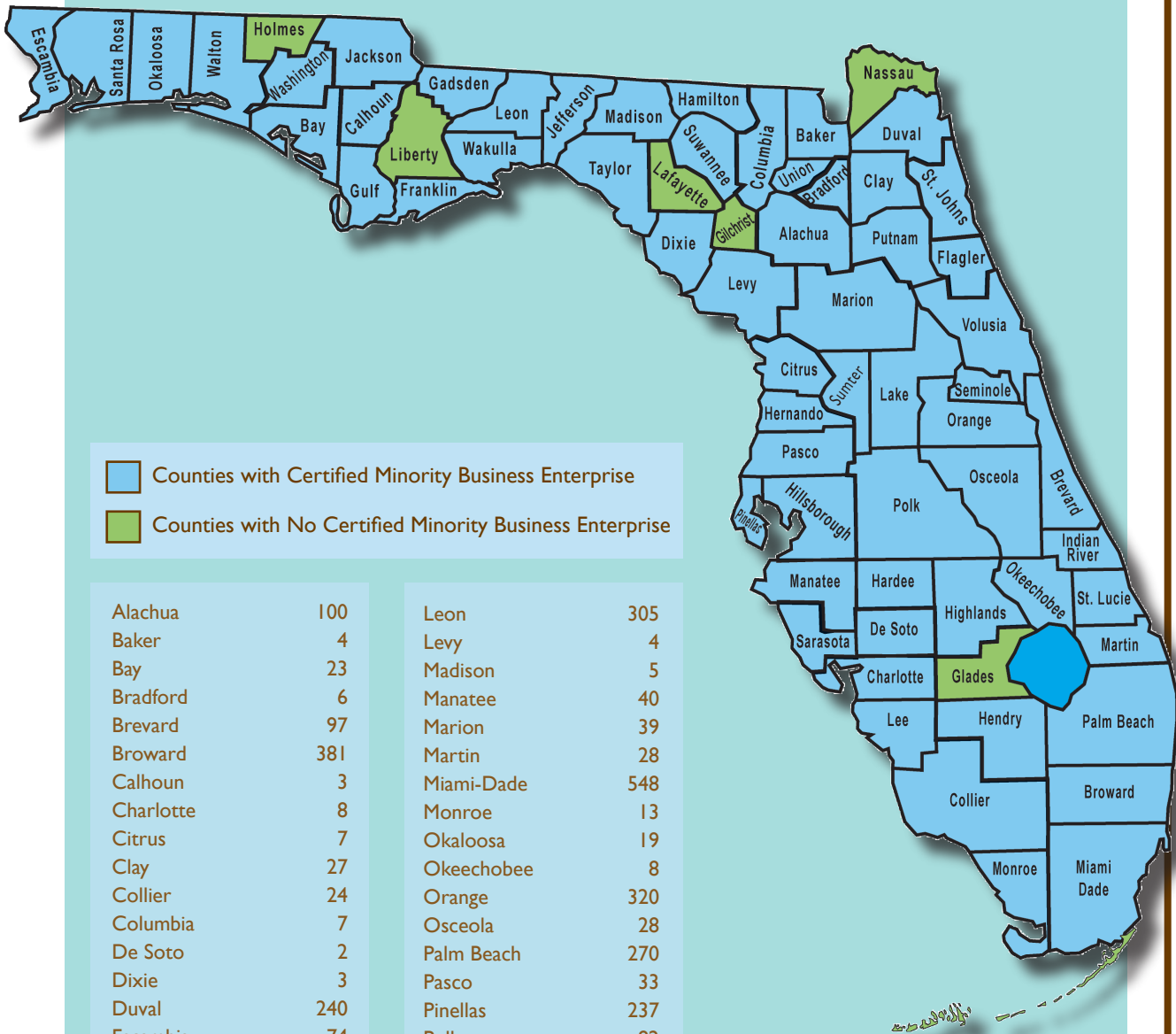
Agency	African American	Hispanic	Asian	Native American	Women	Total
Agency for Health Care Administration	\$181,037,829.46	\$123,050,730.82	\$33,790,050.69	\$684,060.23	\$297,290,515.66	\$635,853,186.86
Agency for Workforce Innovation	\$1,732.88	\$14,801.51	\$822,058.90	\$44,867.80	\$75,368.90	\$958,829.99
Department of Agriculture and Consumer Services	\$96,182.34	\$92,861.19	\$3,350.16	\$8,953.68	\$149,898.89	\$351,246.26
Department of Business and Professional Regulation	\$5,832.26	\$45,599.98	\$768.30	\$138.00	\$65,551.27	\$117,889.81
Department of Children and Families	\$5,661,167.69	\$2,047,032.44	\$247,715.96	\$53,503.44	\$4,670,014.11	\$12,679,433.64
Department of Citrus	\$1,150.00	-	-	-	\$14,055.60	\$15,205.60
Department of Community Affairs	\$350,179.44	-	\$325.00	-	\$224,142.53	\$574,646.97
Department of Corrections	\$627,240.32	\$1,535,694.66	\$34,146.11	\$8,328.25	\$987,913.78	\$3,193,323.12
Department of Education	\$273,252.07	\$1,240,556.15	\$272,175.19	\$21,310.15	\$1,785,938.54	\$3,593,232.10
Department of Elder Affairs	\$7,847.50	\$4,380.50	\$2,141.17	\$3,086.53	\$18,053.94	\$35,509.64
Department of Environmental Protection	\$92,352.95	\$223,533.97	\$133,844.14	\$7,213.50	\$3,139,991.01	\$3,596,935.57
Department of Financial Services	\$50,912.97	\$1,751.25	\$7,641.19	\$5,361.18	\$2,483,495.68	\$2,549,162.27
Department of Health	\$3,251,560.37	\$1,982,938.87	\$682,508.73	\$112,347.94	\$3,726,655.42	\$9,756,011.33
Department of Highway Safety and Motor Vehicles	\$2,198,755.29	\$27,571.24	\$488,065.16	\$794.50	\$237,008.84	\$2,952,195.03
Department of Juvenile Justice	\$562,660.39	\$82,168.46	\$20,073.50	\$224.82	\$299,611.54	\$964,738.71
Department of Law Enforcement	\$34,939.21	\$19,107.02	\$4,543.53	-	\$95,519.17	\$154,108.93
Department of Legal Affairs	\$2,793.00	\$3,654.47	\$101,173.91	\$4,580.50	\$122,072.94	\$234,274.82
Department of Lottery	\$188,225.03	\$689,753.42	\$3,729.50	-	\$41,990.81	\$923,698.76
Department of Management Services	\$37,298.10	\$89,016.53	\$7,654.75	\$13,313.21	\$(133,581.05)	\$13,701.54
Department of Military Affairs	\$3,412.11	\$21,929.74	\$3,163.58	\$8,608.66	\$39,414.39	\$76,528.48
Department of Revenue	\$8,238.95	\$2,920.93	\$272,521.68	\$4,340.00	\$149,642.52	\$437,664.08
Department of State	\$8,661.15	\$16,402.52	\$823.68	-	\$64,759.18	\$90,646.53
Department of Transportation	\$106,906.46	\$339,483.82	\$93,066.08	\$28,229.62	\$584,909.77	\$1,152,595.75
Department of Veterans' Affairs	\$216,662.98	\$1,800.00	\$2,900.00	\$297.02	\$70,299.42	\$291,959.42
Division of Administrative Hearing	\$324.91	-	\$2,013.00	-	\$3,684.93	\$6,022.84
Executive Office of the Governor	\$2,417.19	-	\$502.87	\$198.00	\$1,589.38	\$4,707.44
Fish and Wildlife Conservation Commission	\$16,583.20	\$32,196.36	\$15,258.51	\$6,931.58	\$582,743.56	\$653,713.21
Florida A & M University	\$77,581.07	\$17,397.00	\$95,270.00	\$3,610.00	\$758,868.58	\$952,726.65
Florida Atlantic University	\$19,099.00	\$563,744.00	\$1,938.00	-	\$245,802.00	\$830,583.00
Florida International University	-	\$867,768.00	\$102,600.00	\$47,664.00	\$793,535.00	\$1,811,567.00
Florida Parole Commission	\$1,250.00	-	-	-	\$4,828.56	\$6,078.56
Florida School for the Deaf and Blind	\$99.00	-	-	-	-	\$99.00
Florida State University	\$17,874.00	\$13,001.00	\$2,725.00	\$1,000.00	\$171,965.00	\$206,565.00
Legislature	\$26,282.88	\$200.00	\$386,295.88	\$6,000.00	\$160,414.61	\$579,193.37
Public Service Commission	\$65.89	-	\$4,935.05	-	\$9,442.56	\$14,443.50
State Board of Administration	\$3,032,894.00	\$398,476.82	\$61,200.00	-	\$11,285.75	\$3,503,856.57
State Courts System	\$87,524.80	\$135,810.84	\$10,301.87	\$7,230.50	\$608,826.77	\$849,694.78
University of Florida	-	-	-	-	\$192,649.00	\$192,649.00
University of North Florida	\$112,762.00	\$51,400.00	\$57,957.00	\$50,969.00	\$248,524.00	\$521,612.00
University of South Florida	\$51,819.57	\$10,822.10	\$36,405.59	\$365.49	\$492,407.00	\$591,819.75
University of West Florida	\$10,073.00	\$1,706.00	\$69,098.00	-	\$57,416.00	\$138,293.00
Total	\$198,282,443.43	\$133,626,211.61	\$37,840,941.68	\$1,133,527.60	\$320,547,225.56	\$691,430,349.88

**Table XII - Contractual Services Spending 2004-2005
Non-Profit Organizations**

Agency	Board of Directors	Employees	Communities Served	Total
Agency for Health Care Administration	\$98,124,555.73	\$51,848,661.43	\$985,566,756.12	\$1,135,539,973.28
Agency for Workforce Innovation	-	-	\$6,930,380.88	\$6,930,380.88
Department of Agriculture and Consumer Services	\$305.00	\$98,647.00	\$454,185.94	\$553,137.94
Department of Business and Professional Regulation	-	-	\$5,000.00	\$5,000.00
Department of Children and Families	\$22,192,943.47	\$10,025,933.17	\$37,637,106.12	\$69,855,982.76
Department of Community Affairs	\$59,950.00	-	\$950.00	\$60,900.00
Department of Corrections	\$565,268.92	\$1,724.88	\$864,561.68	\$1,431,555.48
Department of Education	\$302,921.70	\$2,058,536.34	\$1,780,696.41	\$4,142,154.45
Department of Elder Affairs	\$3,000.00	-	\$690,635.59	\$693,635.59
Department of Environmental Protection	\$10,589.69	\$1,290.00	\$580.54	\$12,460.23
Department of Financial Services	-	-	\$35,610.00	\$35,610.00
Department of Health	\$4,618,900.29	\$10,037,490.36	\$14,261,235.30	\$28,917,625.95
Department of Highway Safety and Motor Vehicles	\$302.75	\$1,100.00	-	\$1,402.75
Department of Juvenile Justice	\$607.82	\$1,327.01	\$56,311.94	\$58,246.77
Department of Law Enforcement	-	-	\$228,390.00	\$228,390.00
Department of Legal Affairs	-	\$468.30	\$200.00	\$668.30
Department of Lottery	\$7,000.00	\$7,850.00	\$99,500.00	\$114,350.00
Department of Management Services	-	\$1,098.50	\$11,316.48	\$12,414.98
Department of Military Affairs	-	\$1,096.29	\$8,780.00	\$9,876.29
Department of Revenue	-	-	\$1,702.69	\$1,702.69
Department of State	\$2,250.00	-	-	\$2,250.00
Department of Transportation	\$760.00	\$8,602.25	\$3,751.88	\$13,114.13
Department of Veterans' Affairs	-	-	\$110.00	\$110.00
Division of Administrative Hearing	-	-	\$386.00	\$386.00
Executive Office of the Governor	\$1,395.00	-	-	\$1,395.00
Fish and Wildlife Conservation Commission	\$281.91	\$5,887.10	\$441.00	\$6,610.01
Florida State University	-	\$25,000.00	-	\$25,000.00
Justice Administrative Commission	\$23,400.00	-	\$254,449.21	\$277,849.21
Legislature	-	-	\$741.92	\$741.92
State Courts System	\$2,178.00	-	-	\$2,178.00
Total	\$125,916,610.28	\$74,124,712.63	\$1,048,893,779.70	\$1,248,935,102.61

OSD tracks purchases made through certified minority businesses, non-certified minority businesses, and non-profit organizations with a Board of Directors of at least 51 percent minorities, that employ 51 percent minorities or whose clients are 51 percent minorities.

Table XIII - Certified Minority Business Enterprises By County



■ Counties with Certified Minority Business Enterprise
■ Counties with No Certified Minority Business Enterprise

Alachua	100	Leon	305
Baker	4	Levy	4
Bay	23	Madison	5
Bradford	6	Manatee	40
Brevard	97	Marion	39
Broward	381	Martin	28
Calhoun	3	Miami-Dade	548
Charlotte	8	Monroe	13
Citrus	7	Okaloosa	19
Clay	27	Okeechobee	8
Collier	24	Orange	320
Columbia	7	Osceola	28
De Soto	2	Palm Beach	270
Dixie	3	Pasco	33
Duval	240	Pinellas	237
Escambia	74	Polk	82
Flagler	11	Putnam	7
Franklin	4	Saint Johns	43
Gadsden	23	Saint Lucie	24
Gulf	3	Santa Rosa	32
Hamilton	2	Sarasota	50
Hardee	2	Seminole	143
Hendry	3	Sumter	8
Hernando	13	Suwannee	7
Highlands	10	Taylor	4
Hillsborough	466	Union	6
Indian River	6	Volusia	56
Jackson	14	Wakulla	25
Jefferson	3	Walton	2
Lake	22	Washington	1
Lee	109		

4,084
 Certified Minority Business Enterprises



DEPARTMENT OF MANAGEMENT
SERVICES

Windell Paige, Director
Office of Supplier Diversity
4050 Esplanade Way, Suite 380
Tallahassee, Florida 32399-0950
850.487.6852
www.dms.myflorida.com/OSD

OSD Team

Windell Paige, Director

Administration

Curtis Corbin, Minority Business Administrator

Tony Garcia, Legal Counsel

Thaddeus Fortune, Labor and Employment Training Supervisor

Cedric Joseph, Operations and Management Consultant Manager

Denise Wright, Administrative Assistant

Certification

Linda Bruner, Senior Word Processing Systems Analyst

Patricia Hall, Staff Assistant

Jean Gardner, Administrative Assistant

Melissa Leon, Operations & Management Consultant

Michelle MacVicar, Operations & Management Consultant

Lloyd Ringgold, Operations & Management Consultant

Shelia Simmons, Management Analyst

Linda Smith, Senior Clerk

Compliance

Sherry Fagg, Operations & Management Consultant

Bridget Lee, Senior Management Analyst

Barbara Thompson-Yates, Purchasing Agent

Information Technology

Dwayne Cargile, Distributed Computer Systems Administrator