



## **2022 Reuse Inventory**

**Wastewater Management Program  
Division of Water Resource Management  
Florida Department of Environmental Protection  
November 2023**



# 2022 Reuse Inventory

## Table of Contents

Executive Summary.....	1
Abbreviations Used in the 2022 Reuse Inventory Report and Appendices.....	2
Definitions of Terms in the 2022 Reuse Inventory Report and Appendices.....	4
Purpose .....	7
Inventory Design.....	7
Results.....	7
Reuse Facilities.....	7
Disposal Facilities .....	8
All Facilities .....	9
Supplemental Water Supplies.....	19
Efficient and Effective Water Reuse.....	19
Water Resource Caution Areas .....	25
Cross-Connection Control.....	25
Previous Inventories and Trends.....	26
Reuse Webpage.....	28
References .....	29
Appendices.....	31
Appendix A. Reuse Systems in the Inventory .....	31



Appendix B. Domestic Wastewater Treatment Facilities That Reported Providing Reuse.....	49
Appendix C. Supplemental Water Supplies .....	70
Appendix D. Reclaimed Water Utilization .....	86
Appendix E. Public Access Reuse Customers and Cooling Towers .....	164
Appendix F. Domestic Wastewater Treatment Facilities (0.1 mgd and greater) with No Reuse or Effluent Disposal.....	182
Appendix G. Cross-Connection Control Activities .....	185
Appendix H. All Domestic Wastewater Treatment Facilities Included in the 2022 Reuse Inventory Report .....	212



## List of Tables

Table 1a. Summary of Reuse Facilities/Systems(a) and Reuse Customers by DEP District....	10
Table 1b. Summary of Reuse Facilities/Systems(a) and Reuse Customers by Water Management District.....	10
Table 2. Summary of Reuse Activities.....	11
Table 3a. Reuse Flows (mgd) for Reuse Types by DEP District.....	13
Table 3b. Reuse Flows (mgd) for Reuse Types by Water Management District.....	13
Table 4a. Capacity and Flow Ratios by DEP District.....	14
Table 4b. Capacity and Flow Ratios by Water Management District.....	14
Table 5. County Capacity and Flow Ratios.....	15
Table 6. Per Capita Reuse Information.....	17
Table 7a. Summary of Offset and Recharge Flows by DEP District.....	20
Table 7b. Summary of Offset and Recharge Flows by Water Management District.....	21
Table 7c. County Offset and Recharge Flows Due to Water Reuse.....	22
Table 8. Reuse Activity in Water Resource Caution Areas.....	25
Table 9. Summary of DEP Reuse Inventories (1999 to Present).....	26

## List of Figures

Figure 1: Reclaimed Water Utilization by Flow.....	122
Figure 2: Map of Per Capita Reuse Flow by County.....	19
Figure 3: Florida's Reuse Growth.....	27

## Executive Summary

Chapter 62-610, Florida Administrative Code, (F.A.C.), requires owners/permittees of domestic wastewater facilities having permitted capacities of 0.1 million gallons per day (mgd) and above that provide reclaimed water for reuse to submit annual reuse reports to the Florida Department of Environmental Protection (DEP). Revisions to Chapter 62-610, F.A.C., in 2021 required owners to submit the reports electronically using the DEP Business Portal. These annual reports are the basis for *2022 Reuse Inventory* report.

The *2022 Reuse Inventory* includes all active domestic wastewater treatment facilities having permitted capacities of 0.1 mgd and above that submitted a timely report to DEP. This threshold is also the minimum treatment plant capacity that is required by Chapter 62-610, F.A.C., for facilities that provide reclaimed water for irrigation of public access areas (e.g., parks and golf courses).

Submittals of completed DEP Form 62-610.300(3)(a)2, were due from facilities on Jan. 1, 2023. These forms covered a reporting period of Oct. 1, 2021, through Sept. 30, 2022. Information submitted on the forms was entered into DEP's wastewater facility regulation (WAFR) database. DEP received 86% of the 2022 forms that were required to be submitted. The *2022 Reuse Inventory* was compiled using the information submitted by facilities in these forms, as well as flow data and other information for facilities not engaged in reuse activities that was obtained from DEP's WAFR database.

## Abbreviations Used in the 2022 Reuse Inventory Report and Appendices

### DEP District Offices

NED	Northeast District (Jacksonville)
NWD	Northwest District (Pensacola)
CD	Central District (Orlando)
SED	Southeast District (West Palm Beach)
SWD	Southwest District (Temple Terrace)
SD	South District (Fort Myers)

### Water Management Districts

NFWWMD	Northwest Florida Water Management District (Havana)
SFWMD	South Florida Water Management District (West Palm Beach)
SJRWMD	St. Johns River Water Management District (Palatka)
SRWMD	Suwannee River Water Management District (Live Oak)
SWFWMD	Southwest Florida Water Management District (Brooksville)

### Disinfection Levels

HI	High-level disinfection, as described in section 62-600.440(5), F.A.C.
IM	Intermediate disinfection, as described in section 62-600.440(6), F.A.C.
BA	Basic disinfection, as described in section 62-600.440(4), F.A.C.
LL	Low-level disinfection, as described in section 62-600.440(7), F.A.C.
HB	Combination of high-level and basic disinfection
NA	Information not available

### Reuse Types

PAA&LI	Public access areas and landscape irrigation
AI	Agricultural irrigation (including edible crops as well as crops used for feed and fodder grown on sprayfields)
GWR&IPR	Ground water recharge and indirect potable reuse
IND	Industrial
TF	Toilet flushing
FP	Fire protection
WL	Wetlands
OTH	Other (other permitted uses either not fitting reuse types above or not specified in rule)

## Reuse Sub-types

GCI	Golf course irrigation
RI	Residential irrigation
OPAA	Other public access areas
EC	Edible crops
OC	Other crops (i.e., sprayfields)
RIB	Rapid infiltration basins
AF	Absorption fields
SWA	Surface water augmentation
INJ	Injection
ATP	At treatment plant
AOF	At other facilities
OTH	Other (including decorative fountains, commercial laundries, cleaning of roads and sidewalks, vehicle washing, concrete making and other permitted uses not specified in rule)

## Parts of Chapter 62-610, F.A.C.

II	Slow-rate Land Application Systems; Restricted Public Access
III	Slow-rate Land Application Systems; Public Access Areas, Residential Irrigation and Edible Crops
IV	Rapid-rate Land Application Systems (Rapid Infiltration Basins and Absorption Fields)
V	Ground Water Recharge and Indirect Potable Reuse
VII	Industrial Uses of Reclaimed Water

## Charges for Use of Reclaimed Water

NRES	Non-residential
RES	Residential

## Definitions of Terms in the 2022 Reuse Inventory Report and Appendices

### Disposal Types and Sub-types

- **Deep well injection** – Deep subsurface emplacement of effluent through a well typically permitted under Chapter 62-528, F.A.C., Underground Injection Control (UIC) Program.
- **Surface water discharges** – National Pollutant Discharge Elimination System (NPDES) permitted discharge.
- **Wetlands** – NPDES permitted discharge to wetlands, when not considered reuse per section 62-610.810(2)(g), F.A.C., is typically permitted under Chapter 62-611, F.A.C., Wetlands Application Rule.
- **Coastal or estuarine waters** – NPDES permitted discharge to Class II or Class III predominately marine surface waters.
- **Ocean outfall** – NPDES permitted discharge to open ocean waters, per section 62-600.520, F.A.C.
- **Other surface waters** – NPDES permitted discharge to surface waters not otherwise specified, most typically Class III predominately fresh water such as rivers, lakes and streams/canals when not considered reuse pursuant to section 62-610.810, F.A.C.
- **Other** – Methods of effluent disposal not otherwise specified that do not qualify as reuse pursuant to section 62-610.810, F.A.C., including continuously loaded percolation ponds and overland flow systems.

### Other Definitions *(The following terms are defined for the purposes of this document only.)*

- **Absorption field** – A restricted access, slow-rate land application system using subsurface application for recharge to the surficial ground water.
- **Aquifer storage and recovery (ASR)** – The injection of reclaimed water into a subsurface formation for storage and recovery of the stored reclaimed water for beneficial purposes at a later date.
- **Cross-connection** – Any temporary or permanent physical arrangement where a public water supply is connected, either directly or indirectly, with any other water supply system, such as a reclaimed water system.



- **Domestic wastewater** – Wastewater derived principally from dwellings, business buildings, institutions and the like. Domestic wastewater is also known as sanitary wastewater, sewage, and in some cases, municipal wastewater.
- **Feed and fodder crops** – Crops such as grass, hay and rye that are cut and carried to domesticated livestock as food.
- **Potable quality water offset** – The amount of potable quality water (Class F-I, G-I or G-II ground water or water meeting drinking water standards) saved through the use of reclaimed water expressed as a percentage of the total reclaimed water used. These percentages for each reuse activity are taken from Table 5. *Relative Desirability of Reuse Activities* in the *2003 Water Reuse for Florida: Strategies for Effective Use of Reclaimed Water*.
- **Public access area** – An area that is intended to be accessible to the general public such as golf courses, cemeteries, parks, landscape areas, hotels, motels and highway medians. Public access areas include private property and residential dwellings that are not open to the public at large. General public does not include authorized treatment plant, utilities system or reuse system (e.g., sprayfield site, industrial facility, farm, etc.) personnel.
- **Recharge fraction** – The portion of reclaimed water used in a reuse system that recharges an underlying potable quality ground water (Class F-I, G-I or G-II ground water) that is used for potable supply, or augments a Class I surface water, expressed as a percentage of the total reclaimed water used.
- **Reclaimed water** – Water that has received at least secondary treatment and basic disinfection and is reused after flowing out of a domestic wastewater treatment facility.
- **Reuse** – The deliberate application of reclaimed water in compliance with DEP rules for a beneficial purpose. Criteria used to classify projects as "reuse" are contained in section 62-610.810, F.A.C.
- **Reuse capacity** – The permitted capacity or maximum amount of reclaimed water that a reuse system can accommodate or distribute; capacities are reported in terms of million gallons per day (mgd), unless otherwise noted.
- **Reuse facility** – A domestic wastewater treatment facility utilized for the purpose of treating, stabilizing or holding wastes that provides reclaimed water to one or more reuse systems.
- **Reuse flow** – The actual flow or amount of reclaimed water being distributed to a reuse system or utilized for a reuse activity on an average annual basis; flows are reported in terms of mgd unless otherwise noted.

- **Reuse system** – A domestic wastewater facility or multiple facilities utilized for the release of reclaimed water into the environment. Criteria used to classify activities as “reuse” or “effluent disposal” are contained in section 62-610.810, F.A.C. Please note: reuse systems may also, by special contract, send and receive reclaimed water to and from other separately owned, operated and permitted reuse systems.
- **Utility** – An owner/operator of a domestic wastewater treatment facility and/or reuse system. A utility can be a public (e.g., JEA, Lee County, City of Sanibel, etc.) or private (e.g., Toho Water Authority) entity operating one or more reuse facilities/systems within that entity’s jurisdiction or area.
- **WAFR ID** – An acronym for Wastewater Facilities Regulation Identification, this is a unique identification number assigned by DEP to each domestic wastewater treatment facility or master reuse system; it is also the first part of each facility’s permit number. Note: a WAFR ID beginning with “FL0” indicates that a facility has NPDES-permitted surface water discharge, while “FLA” indicates that the facility does not.
- **Wastewater Treatment Facility (WWTF) capacity** – The permitted capacity or maximum amount of wastewater that a wastewater treatment facility can treat; capacities are reported in terms of mgd unless otherwise noted.
- **WWTF flow** – The actual flow or amount of wastewater that flows through a wastewater treatment facility on an average annual basis; flows are reported in terms of mgd unless otherwise noted.

## Purpose

Water conservation and the promotion of reuse of reclaimed water have been established in sections 403.064 and 373.250, Florida Statutes (F.S.), as formal state objectives. Florida maintains the largest and most comprehensive inventories of permitted reuse systems in the country. This inventory is updated annually and enables monitoring of the state's efforts to encourage and promote reuse of reclaimed water in Florida. In addition, the information contained in the inventory gives municipalities and utilities interested in developing reuse programs access to other communities and utilities that have already implemented such programs.

## Inventory Design

The *2022 Reuse Inventory* includes information on all active domestic wastewater treatment facilities having permitted capacities of 0.1 mgd or greater, that submitted timely reports to DEP. This threshold is also the minimum treatment plant capacity that is required by Chapter 62-610, F.A.C., for facilities that provide reclaimed water for irrigation of public access areas (such as parks and golf courses).

Additionally, Chapter 62-610, F.A.C., requires submittal of annual reuse reports on DEP Form 62-610.300(3)(a)2 by owners (permittees) of domestic wastewater facilities having permitted capacities of 0.1 mgd and greater that provide reclaimed water for reuse. These annual reports are the basis for this inventory.

Submittals of completed DEP Form 62-610.300(3)(a)2, were due from facilities on Jan. 1, 2023. These forms covered a reporting period of Oct. 1, 2021, through Sept. 30, 2022. Information submitted on the forms was entered into DEP's WAFR database. DEP received 86% of the 2022 forms that were required to be submitted. The *2022 Reuse Inventory* was compiled using the information submitted by facilities in these forms, as well as flow data and other information for facilities not engaged in reuse activities that was obtained from DEP's WAFR database.

## Results

### Reuse Facilities

In 2022, a total of 413 domestic wastewater treatment facilities reported making reclaimed water available for reuse. These facilities had a permitted WWTF capacity totaling 2,283 mgd and treated 1,444 mgd of domestic wastewater. These facilities served 359 reuse systems, which are listed in Appendix A. Approximately 769 mgd of reclaimed water from these facilities was reused for beneficial purposes. The total reuse capacity associated with these systems

was 2,040 mgd. Appendices B<sup>1</sup> and D provide information on these reuse facilities and reuse systems<sup>2</sup>, as well as their reuse and disposal activities.

Reclaimed water from these systems was used to irrigate 536,637 residences, 478 golf courses, 887 parks and 362 schools. Appendix E provides details on the numbers and types of public access reuse customers, including cooling towers and unique uses for reclaimed water. Tables 1a and 1b summarize the data in terms of the number of reuse facilities and reuse systems in each DEP district and water management district, as well as the breakdown of certain public access reuse activities, such as number of residences, golf courses, parks and schools irrigated by reclaimed water.

Table 2 provides a summary of reuse activities by reuse type, including the number of reuse systems, capacity, flow, and area for each reuse subtype. Irrigation of areas accessible to the public represented about 66% of the 769 mgd of reclaimed water reused. Figure 1 shows the percentage of reclaimed water utilization by flow for each reuse type. Tables 3a and 3b compare the types of reclaimed water utilization in each DEP district and water management district, respectively.

Approximately 1,733 acres of edible crops on 133 farms were reported to be irrigated with reclaimed water. Historically, edible crop farmland was dedicated to the production of citrus (e.g., oranges, tangerines, grapefruit, etc.).

## Disposal Facilities

There are approximately 47 active domestic wastewater treatment facilities having permitted capacities of 0.1 mgd and greater that do not provide reuse of any kind. These facilities had a total WWTF capacity of 837 mgd and treated 578 mgd of domestic wastewater. Appendix F provides information on facilities that engage in disposal activities only.

---

<sup>1</sup> Some facilities listed in Appendix B are assigned to the county in which the reuse system is located.

<sup>2</sup> See “Other Definitions” on pages 4-6, for an explanation of the terms “reuse facility” and “reuse system” as used in this report.

## All Facilities

The 413 domestic wastewater treatment facilities that submitted a timely report to DEP had a total WWTF capacity of 2,283 mgd and treated 1444 mgd of domestic wastewater. Appendix B<sup>3</sup> provides information on all these facilities.

The 769 mgd of reclaimed water use represents approximately 53% of the total domestic wastewater flow in the state. The 2,040 mgd of reuse capacity represents approximately 89% of the of 2,283 mgd total domestic wastewater treatment capacity in the state. Tables 4a and 4b provide the reuse capacity and flow ratios for each DEP district and water management district, respectively.

Table 5 provides a summary, by county, of the total domestic wastewater treatment plant and reuse capacities and flows for all facilities included in this report, the ratio of the reuse capacity to wastewater treatment plant capacity, and the ratio of the reuse flow to total WWTF flow.

The statewide average reuse flow per capita, including population served by onsite sewage treatment and disposal systems (e.g., septic tanks), was 32.15 gallons per day of reuse per person. Table 6 shows the per capita reuse capacities and reuse flows for each county in Florida. The per capita usage is based on 2022 population estimates from the *Florida Estimates of Population 2022* (University of Florida Bureau of Economic and Business Research, Dec. 21, 2022). Figure 2 shows the map of Florida's counties color-coded by range of reuse flow per capita.

---

<sup>3</sup> The total flow from all facilities reported in Appendix B does not equal totaling all reported reuse flows in Appendix D with all reported disposal flows in Appendix F. Reasons for this include the following.

- (1) Use of supplemental water supplies to augment public access reclaimed water application.
- (2) Use of reclaimed water in wetland creation, restoration or enhancement activities that later gets discharged or reused again.
- (3) Use of aquifer storage and recovery wells.
- (4) Use of reclaimed water at the treatment plant that is reused again offsite or discharged.
- (5) Other minor discrepancies due to internal rounding or differences in metering at the treatment plants.

**Table 1a. Summary of Reuse Facilities/Systems(a) and Reuse Customers by DEP District**

DEP District <sup>(b)</sup>	No. of Treatment Facilities Providing Reuse <sup>(c)</sup>	No. of Reuse Systems <sup>(c)</sup>	No. of Residences Irrigated	No. of Golf Courses Irrigated	No. of Parks Irrigated	No. of Schools Irrigated	No. of Cooling Towers <sup>(d)</sup>
Central (Orlando)	109	108	139,153	117	324	104	16
Northeast (Jacksonville)	55	55	119,453	66	21	24	3
Northwest (Pensacola)	42	42	4,283	11	10	6	6
Southeast (West Palm Beach)	40	40	31,473	78	80	36	1
South (Fort Myers)	51	51	98,913	108	91	28	6
Southwest (Temple Terrace)	61	58	143,362	98	361	164	36
<b>2022 Totals</b>	<b>358</b>	<b>354</b>	<b>536,637</b>	<b>478</b>	<b>887</b>	<b>362</b>	<b>68</b>
<b>2021 Totals</b>	<b>455</b>	<b>383</b>	<b>533,286</b>	<b>512</b>	<b>1,160</b>	<b>405</b>	<b>79</b>
<b>Percent Change</b>	<b>-21.32%</b>	<b>-7.57%</b>	<b>0.63%</b>	<b>-6.64%</b>	<b>-23.53%</b>	<b>-10.62%</b>	<b>-13.92%</b>

**Table 1b. Summary of Reuse Facilities/Systems(a) and Reuse Customers by Water Management District**

Water Management District <sup>(b)</sup>	No. of Treatment Facilities Providing Reuse <sup>(c)</sup>	No. of Reuse Systems <sup>(c)</sup>	No. of Residences Irrigated	No. of Golf Courses Irrigated	No. of Parks Irrigated	No. of Schools Irrigated	No. of Cooling Towers <sup>(d)</sup>
Northwest Florida	42	42	4,283	11	10	6	6
South Florida	81	81	154,481	160	287	82	18
St. Johns River	132	131	220,284	134	196	109	7
Suwannee River	11	11	0	1	1	0	1
Southwest Florida	92	89	157,589	172	393	165	36
<b>2022 Totals</b>	<b>358</b>	<b>354</b>	<b>536,637</b>	<b>478</b>	<b>887</b>	<b>362</b>	<b>68</b>
<b>2021 Totals</b>	<b>455</b>	<b>383</b>	<b>533,286</b>	<b>512</b>	<b>1,160</b>	<b>405</b>	<b>79</b>
<b>Percent Change</b>	<b>-21.32%</b>	<b>-7.57%</b>	<b>0.63%</b>	<b>-6.64%</b>	<b>-25.53%</b>	<b>-10.62%</b>	<b>-13.92%</b>

Notes:

- (a) See “Other Definitions” on pages 4-6 for an explanation of the terms “reuse facility” and “reuse system” as used in this report.
- (b) A few reuse systems are physically located across jurisdictional boundaries (i.e., across more than one water management district, DEP district or county). Due to the design of the database, all the reuse systems’ reuse flows are attributed to the jurisdiction in which the majority of the reuse system is located.
- (c) The number of treatment facilities providing reuse (Appendix B) is greater than the number of reuse systems (Appendix A) because in several cases multiple treatment facilities serve one reuse system. Furthermore, a treatment facility may send reclaimed water to more than one reuse system while these facilities will be listed more than once in Appendix B, they are only counted once in the total number of facilities providing reuse.
- (d) The number of cooling towers includes once-through cooling towers at power plants as well as other commercial use cooling towers.

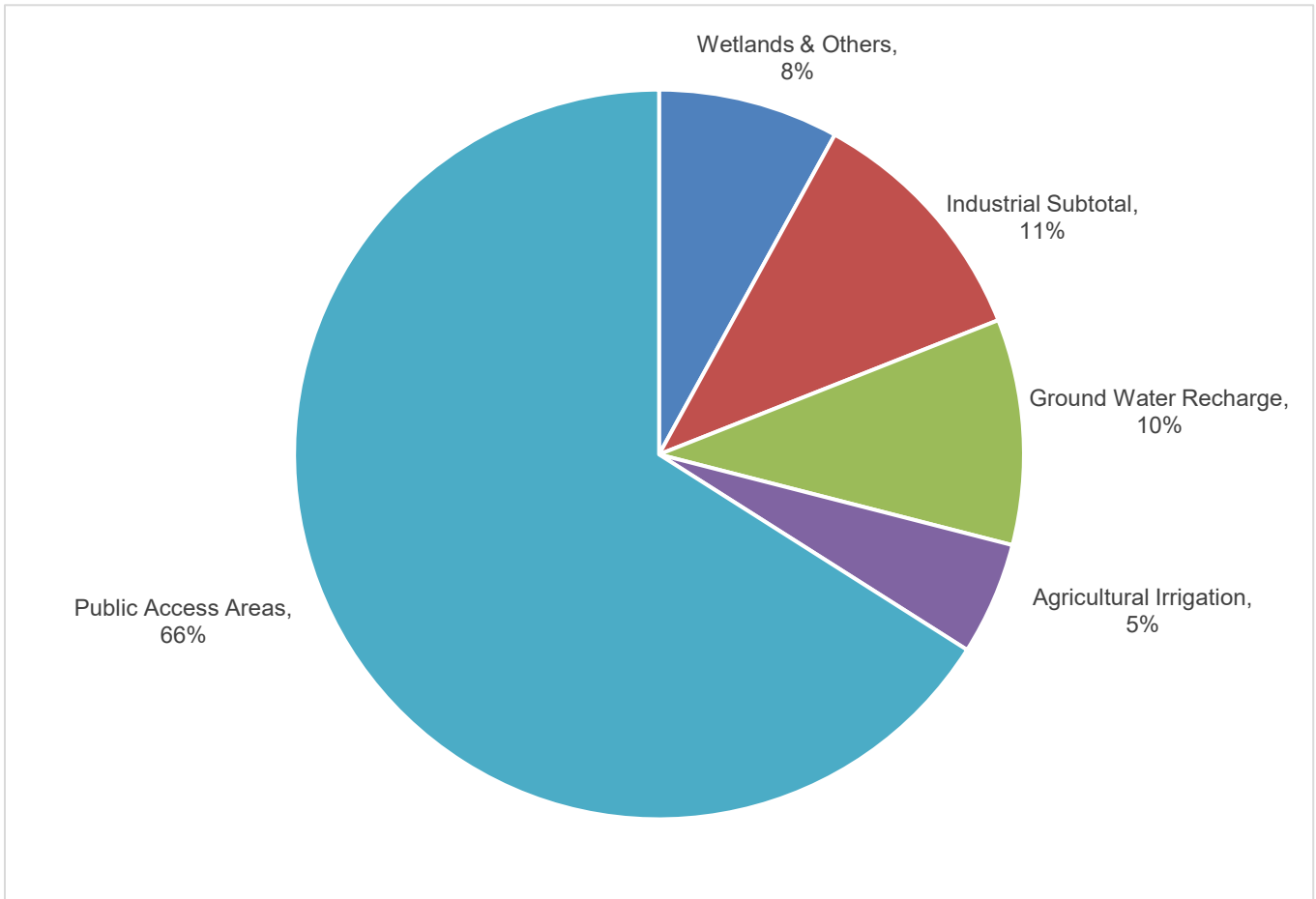
**Table 2. Summary of Reuse Activities**

Reuse Type	Number of Systems <sup>(a)</sup>	Reuse Capacity <sup>(b)</sup> (mgd)	Reuse Flow <sup>(b)</sup> (mgd)	Reported Area <sup>(b)</sup> (acres)
Golf Course Irrigation	220	361.3	125.3	62,592.9
Residential Irrigation	200	511.3	272.3	134,661.9
Other Public Access Areas & Other	208	394.0	106.7	58,813.8
<b>Public Access Areas &amp; Landscape Irrigation Subtotal</b>	<b>628</b>	<b>1,266.62</b>	<b>504.38</b>	<b>256,068.6</b>
Edible Crops	133	10.3	2.1	1,733.0
Other Crops	159	84.6	38.1	12,988.9
<b>Agricultural Irrigation Subtotal</b>	<b>292</b>	<b>94.9</b>	<b>40.2</b>	<b>14,721.9</b>
Rapid Infiltration Basins	232	162.1	61.5	2,144.1
Absorption Fields	130	4.7	2.3	209.5
Surface Water Augmentation	125	0.1	0	1
Injection	126	19.6	13.5	1
<b>Ground Water Recharge &amp; Indirect Potable Reuse Subtotal</b>	<b>613</b>	<b>186.5</b>	<b>77.3</b>	<b>2,355.6</b>
At Treatment Plant	169	109.8	57.4	705.9
At Other Facilities	142	71.5	23.9	3,682.4
<b>Industrial Subtotal</b>	<b>311</b>	<b>181.4</b>	<b>81.3</b>	<b>4,388.3</b>
<b>Toilet Flushing</b>	130	0.6	0.4	NA
<b>Fire Protection</b>	124	0.1	0	NA
<b>Wetlands</b>	131	70.0	22.3	4,860.4
<b>Other Uses</b>	126	240.4	43.2	13,869.2
<b>2022 Totals</b>	<b>2,355</b>	<b>2,040.6</b>	<b>769.2</b>	<b>311,866.2</b>
<b>2021 Totals</b>	886	2,429.6	908.6	322,608.4
<b>Percent Change</b>	+166%	-16%	-15%	-3%

Notes:

- (a) The numbers of systems are not additive since a single system may engage in one or more reuse activity.
- (b) Discrepancies in column totals are due to internal rounding associated with the development of this summary table; totals presented in table are calculated without rounding individual values.

**Figure 1: Reclaimed Water Utilization by Flow**



Note: Agriculture irrigation includes edible crops as well as feed and fodder crops (e.g., spray fields).



**Table 3a. Reuse Flows (mgd) for Reuse Types by DEP District**

DEP Districts	Public Access Areas	Agricultural Irrigation	Ground Water Recharge	Industrial	Other <sup>(b)</sup>	Totals
Central (Orlando)	140.62	9.71	24.76	5.98	28.91	209.99
Northeast (Jacksonville)	69.58	3.48	11.36	19.46	5.64	109.53
Northwest (Pensacola)	22.64	22.15	11.44	2.89	13.01	72.13
Southeast (West Palm Beach)	62.11	0.42	4.77	26.56	5.85	99.70
South (Fort Myers)	100.07	0.80	6.07	1.55	0.72	109.20
Southwest (Temple Terrace)	109.36	3.62	18.94	24.88	11.81	168.60
<b>2022 Totals<sup>(a)</sup></b>	<b>504.38</b>	<b>40.19</b>	<b>77.34</b>	<b>81.32</b>	<b>65.95</b>	<b>769.15</b>
<b>2021 Totals</b>	529.85	62.94	96.95	107.87	111.038	908.65
<b>Percent Change</b>	-10.8%	-36.15%	-20.23%	-24.61%	-40.61%	-15.35%

**Table 3b. Reuse Flows (mgd) for Reuse Types by Water Management District**

Water Management Districts	Public Access Areas	Agricultural Irrigation	Ground Water Recharge	Industrial	Other <sup>(b)</sup>	Totals
Northwest Florida	22.64	22.15	11.44	2.89	13.01	72.12
South Florida	174.41	1.31	23.87	30.36	23.57	253.52
St. Johns River	168.76	7.42	18.62	22.97	12.42	230.19
Suwannee River	0.12	3.37	0.98	0.01	0.00	4.48
Southwest Florida	138.46	5.93	22.42	25.09	16.94	208.84
<b>2022 Totals<sup>(a)</sup></b>	<b>504.38</b>	<b>40.18</b>	<b>77.33</b>	<b>81.32</b>	<b>65.95</b>	<b>769.15</b>
<b>2021 Totals</b>	562.81	53.16	80.05	109.59	78.10	883.71
<b>Percent Change</b>	-10.38%	-24.42%	-3.39%	-25.80%	-15.56%	-13.0%

Notes:

- (a) Any discrepancies in totals are due to rounding associated with developing this summary table; totals presented in table are calculated without rounding individual values.
- (b) Includes wetlands, fire protection, toilet flushing and all “other uses.”

**Table 4a. Capacity and Flow Ratios by DEP District**

DEP Districts	Reuse Capacity (mgd)	Total WWTF Capacity <sup>(b)</sup> (mgd)	Capacity Ratio <sup>(c)</sup>	Reuse Flow (mgd)	Total WWTF Flow <sup>(b)</sup> (mgd)	Flow Ratio <sup>(d)</sup>
Central (Orlando)	669.55	444.95	1.50	209.98	214.50	0.98
Northeast (Jacksonville)	366.97	347.51	1.06	109.54	238.28	0.46
Northwest (Pensacola)	167.94	137.49	1.22	72.13	83.52	0.86
Southeast (West Palm Beach)	189.86	777.90	0.24	99.71	574.94	0.17
South (Fort Myers)	204.05	223.43	0.91	109.20	119.28	0.92
Southwest (Temple Terrace)	442.22	351.84	1.26	168.60	213.50	0.79
<b>2022 Totals<sup>(a)</sup></b>	<b>2,040.6</b>	<b>2,283.1</b>	<b>1.03</b>	<b>769.2</b>	<b>1,444</b>	<b>0.70<sup>(g)</sup></b>

**Table 4b. Capacity and Flow Ratios by Water Management District**

Water Management Districts	Reuse Capacity (mgd)	Total WWTF Capacity <sup>(b)</sup> (mgd)	Capacity Ratio <sup>(c)</sup>	Reuse Flow (mgd)	Total WWTF Flow <sup>(b)</sup> (mgd)	Flow Ratio <sup>(d)</sup>	Reuse Flow that Replaces Potable-Quality Water <sup>(e)</sup> (mgd)	Flow Ratio for Reuse that Replaces Potable-Quality Water <sup>(f)</sup>
Northwest Florida	167.94	137.49	1.22	72.13	83.52	0.86	24.7	0.30
South Florida	505.01	1,095.08	0.46	253.52	728.53	0.35	240.9	0.33
St. Johns River	803.36	615.63	1.31	230.19	371.86	0.62	158.9	0.43
Suwannee River	9.48	8.16	1.16	4.48	4.48	1.00	0.8	0.19
Southwest Florida	554.80	426.76	1.30	208.84	255.63	0.82	195.6	0.77
<b>2022 Totals<sup>(a)</sup></b>	<b>2,040.6</b>	<b>2,283.1</b>	<b>1.09</b>	<b>769.16</b>	<b>1,444</b>	<b>0.73</b>	<b>620.9</b>	<b>0.40<sup>(g)</sup></b>

Notes:

- (a) Discrepancies in totaling the columns are due to internal rounding associated with the development of this table; totals presented in table are calculated without rounding individual values.
- (b) Totals include the WWTF capacity and flow of facilities 0.1 mgd and greater that do not provide reuse.
- (c) Capacity Ratio = Reuse Capacity/Total WWTF Capacity. Capacities ratios greater than 1.0 (i.e., greater than 100%) indicate the utility(ies) may employ several reuse options, making the reuse capacity greater than the WWTF capacity.
- (d) Flow Ratio = Reuse Flow/Total WWTF Flow.
- (e) Reuse Flow that Replaces Potable-Quality Water includes flows for public access irrigation, irrigation of edible crops, toilet flushing, fire protection and industrial uses. Not included in this flow calculation are agriculture irrigation of other crops, absorption fields, rapid infiltration basins, wetlands and industrial reuse at the WWTF.
- (f) Flow Ratio for Reuse that Replaces Potable-Quality Water = Reuse Flow that Replaces Potable-Quality Water/Total WWTF Flow.
- (g) State average.

**Table 5. County Capacity and Flow Ratios**

County	Total WWTF Capacity (mgd) <sup>(a)</sup>	Total WWTF Flow (mgd) <sup>(a)</sup>	Reuse Capacity (mgd)	Reuse Flow (mgd)	Capacity Ratio <sup>(b)</sup>	Flow Ratio <sup>(c)</sup>
Alachua	27.40	20.11	33.57	19.37	1.23	0.96
Baker	0.32	0.11	0.37	0.11	1.16	1.01
Bay	21.50	12.20	23.08	8.10	1.07	0.66
Bradford	1.58	0.84	1.58	0.84	1.00	1.00
Brevard	63.97	33.89	172.44	24.15	2.70	0.71
Broward	230.10	153.08	41.50	18.34	0.18	0.12
Calhoun	0.00	0.00	0.00	0.00	0.00	0.00
Charlotte	16.95	11.41	13.95	5.17	0.82	0.45
Citrus	8.61	3.85	13.12	3.79	1.52	0.99
Clay	22.81	9.84	22.56	7.26	0.99	0.74
Collier	62.53	31.64	46.53	24.88	0.74	0.79
Columbia	0.00	0.00	0.00	0.00	0.00	0.00
Desoto	2.75	1.48	1.68	0.81	0.61	0.55
Dixie	0.64	0.58	0.68	0.58	1.06	1.00
Duval	168.30	116.15	137.24	33.89	0.82	0.29
Escambia	34.37	22.00	44.67	17.73	1.30	0.81
Flagler	18.40	10.05	26.79	9.91	1.46	0.99
Franklin	0.00	0.00	0.00	0.00	0.00	0.00
Gadsden	2.30	1.39	1.60	0.42	0.70	0.30
Gilchrist	0.25	0.11	0.25	0.11	1.00	1.00
Glades	0.00	0.00	0.00	0.00	0.00	0.00
Gulf	2.25	1.01	2.25	1.01	1.00	1.00
Hamilton	0.18	0.12	0.18	0.12	1.00	1.00
Hardee	0.94	0.36	0.94	0.36	1.00	1.00
Hendry	1.25	0.59	1.25	0.59	1.00	1.00
Hernando	11.65	5.55	14.26	5.43	1.22	0.98
Highlands	4.90	2.77	5.06	2.80	1.03	1.01
Hillsborough	76.26	50.47	141.68	33.10	1.86	0.66
Holmes	0.00	0.00	0.00	0.00	0.00	0.00
Indian River	16.52	8.42	15.49	8.25	0.94	0.98
Jackson	5.46	2.11	6.20	2.16	1.13	1.02
Jefferson	0.80	0.31	1.00	0.31	1.25	1.00
Lafayette	0.00	0.00	0.00	0.00	0.00	0.00
Lake	29.37	17.00	54.43	19.93	1.85	1.17
Lee	95.58	51.06	92.84	60.02	0.97	1.18
Leon	26.50	20.01	37.52	20.01	1.42	1.00
Levy	0.59	0.47	0.59	0.47	1.00	1.00
Liberty	0.53	0.34	0.53	0.34	1.00	1.00
Madison	0.00	0.00	0.00	0.00	0.00	0.00
Manatee	0.00	0.00	64.85	20.53	0.00	0.00
Marion	19.19	10.36	36.00	10.19	1.88	0.98

County	Total WWTF Capacity (mgd) <sup>(a)</sup>	Total WWTF Flow (mgd) <sup>(a)</sup>	Reuse Capacity (mgd)	Reuse Flow (mgd)	Capacity Ratio <sup>(b)</sup>	Flow Ratio <sup>(c)</sup>
Martin	13.28	6.49	9.13	3.87	0.69	0.60
Miami-Dade	380.50	320.88	19.55	18.11	0.05	0.06
Monroe	2.48	1.58	0.97	0.14	0.39	0.09
Nassau	3.43	2.65	4.43	1.81	1.29	0.68
Okaloosa	26.88	13.83	26.52	13.37	0.99	0.97
Okeechobee	0.20	0.23	0.20	0.23	1.00	1.00
Orange	165.98	52.64	164.55	57.61	0.99	1.09
Osceola	49.47	34.46	74.97	34.30	1.52	1.00
Palm Beach	116.93	74.60	92.17	46.73	0.79	0.63
Pasco	45.65	30.84	29.71	30.80	0.65	1.00
Pinellas	149.25	87.31	134.39	51.07	0.90	0.58
Polk	59.48	35.12	43.27	23.52	0.73	0.67
Putnam	0.26	0.12	0.90	0.12	3.50	1.00
Santa Rosa	8.97	5.94	11.71	4.10	1.31	0.69
Sarasota	36.99	18.75	41.77	14.81	1.13	0.79
Seminole	34.80	22.07	54.38	22.19	1.56	1.01
St. Johns	100.23	75.72	133.75	33.52	1.33	0.44
St. Lucie	20.38	11.26	11.81	4.18	0.58	0.37
Sumter	8.25	5.54	30.74	12.10	3.73	2.18
Suwannee	2.42	0.88	2.38	0.88	0.98	1.00
Taylor	0.00	0.00	0.00	0.00	0.00	0.00
Union	0.70	0.56	0.70	0.56	1.00	1.00
Volusia	73.93	38.54	82.06	29.51	1.11	0.77
Wakulla	1.80	1.01	1.80	1.01	1.00	1.00
Walton	4.73	2.75	10.21	2.94	2.16	1.07
Washington	1.41	0.63	0.85	0.63	0.61	1.00
<b>Totals<sup>(d)</sup>/Avg</b>	<b>2,283.15</b>	<b>1,444.08</b>	<b>2,039.60</b>	<b>769.19</b>	<b>1.01<sup>(e)</sup></b>	<b>0.73<sup>(e)</sup></b>

Notes:

- (a) Totals include the WWTF capacity and flow of facilities 0.1 mgd and greater that do not provide reuse.
- (b) Capacity Ratio = Reuse Capacity/Total WWTF Capacity. Capacities ratios greater than 1.0 (i.e., greater than 100%) indicate the utility(ies) may employ several reuse options, making the reuse capacity greater than the WWTF capacity.
- (c) Flow Ratio = Reuse Flow/Total WWTF Flow. Flow ratios greater than 1.0 (i.e., greater than 100%) indicate that reuse may include supplemental water supplies, reclaimed water recovered from aquifer storage recover wells, or reclaimed water that is reused at the treatment plant and then reused again off-site.
- (d) Discrepancies in totaling the columns are due to internal rounding associated with the development of this table; totals presented in table are calculated without rounding individual values.
- (e) State average.

**Table 6. Per Capita Reuse Information**

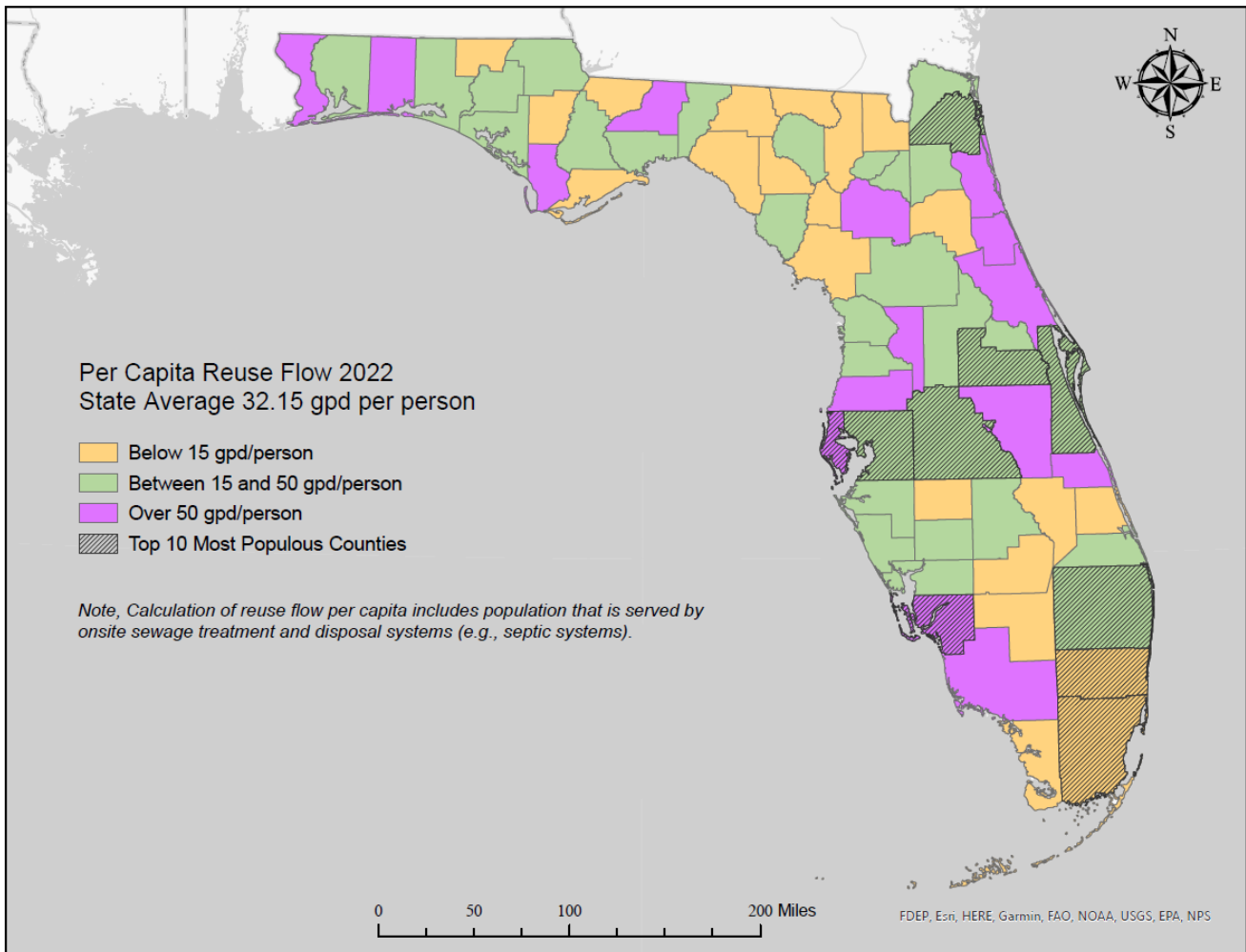
County	Population (2022) <sup>(a)</sup>	Reuse Capacity (gpd/person) <sup>(b)</sup>	Reuse Flow (gpd/person) <sup>(c)</sup>	Rank (flow) <sup>(d)</sup>	Rank (population) <sup>(e)</sup>
Alachua	287,872	117.97	68.07	7	24
Baker	27,881	12.97	3.76	57	50
Bay	184,002	129.45	45.45	21	30
Bradford	27,013	56.52	30.05	32	51
Brevard	627,544	279.60	39.16	23	10
Broward	1,969,099	21.23	9.38	52	2
Calhoun	13,740	0.00	0.00	60	62
Charlotte	196,742	73.21	27.11	36	29
Citrus	158,009	84.32	24.37	39	33
Clay	225,553	101.86	32.80	29	25
Collier	390,912	121.60	65.00	9	19
Columbia	71,525	0.00	0.00	61	41
Desoto	34,748	49.22	23.71	41	49
Dixie	16,988	40.23	34.28	26	58
Duval	1,033,533	134.97	33.33	28	6
Escambia	329,583	137.68	54.65	11	21
Flagler	124,202	223.87	82.85	4	35
Franklin	12,729	0.00	0.00	62	64
Gadsden	43,967	36.52	9.56	51	45
Gilchrist	18,841	13.79	6.01	55	56
Glades	12,273	0.00	0.00	63	65
Gulf	15,938	151.78	68.34	6	59
Hamilton	13,395	13.23	8.85	53	63
Hardee	25,544	37.20	14.17	48	52
Hendry	40,633	30.81	14.65	47	46
Hernando	199,207	72.58	27.65	34	27
Highlands	103,102	49.59	27.38	35	36
Hillsborough	1,520,529	95.06	22.21	42	3
Holmes	19,784	0.00	0.00	64	55
Indian River	165,559	95.79	51.00	15	31
Jackson	48,395	131.28	45.75	19	42
Jefferson	14,923	68.54	20.97	44	61
Lafayette	7,808	0.00	0.00	65	67
Lake	403,857	136.02	49.81	17	17
Lee	802,178	118.64	76.69	5	8
Leon	299,130	126.79	67.61	8	22
Levy	44,288	13.56	10.79	50	44
Liberty	7,831	71.01	45.69	20	66
Madison	18,438	0.00	0.00	66	57
Manatee	421,768	157.71	49.91	16	16

County	Population (2022) <sup>(a)</sup>	Reuse Capacity (gpd/person) <sup>(b)</sup>	Reuse Flow (gpd/person) <sup>(c)</sup>	Rank (flow) <sup>(d)</sup>	Rank (population) <sup>(e)</sup>
Marion	391,983	94.43	26.74	37	18
Martin	161,655	57.42	24.32	40	32
Miami-Dade	2,757,592	7.16	6.63	54	1
Monroe	83,961	11.58	1.63	59	38
Nassau	95,809	47.60	19.45	46	37
Okaloosa	215,751	124.39	62.69	10	26
Okeechobee	39,385	5.11	5.80	56	47
Orange	1,481,321	112.86	39.51	22	5
Osceola	424,946	184.43	84.38	3	15
Palm Beach	1,518,152	61.35	31.10	31	4
Pasco	592,669	51.59	53.48	12	11
Pinellas	972,852	139.34	52.95	13	7
Polk	770,019	57.81	31.43	30	9
Putnam	74,249	12.27	1.64	58	40
Santa Rosa	196,834	61.04	21.34	43	28
Sarasota	452,378	94.61	33.54	27	14
Seminole	484,054	113.89	46.47	18	13
St. Johns	296,919	468.44	117.38	1	23
St. Lucie	350,518	34.72	12.29	49	20
Sumter	141,420	228.39	89.92	2	34
Suwannee	44,688	54.49	20.13	45	43
Taylor	21,375	0.00	0.00	67	54
Union	15,550	44.31	35.19	25	60
Volusia	572,815	145.67	52.38	14	12
Wakulla	35,169	52.32	29.52	33	48
Walton	79,544	131.05	37.76	24	39
Washington	25,461	34.05	25.21	38	53
<b>Florida<sup>(g)</sup></b>	<b>22,065,328</b>	<b>81.12</b>	<b>32.15<sup>(f)</sup></b>		

Notes:

- (a) 2022 Florida Estimates of Population from the University of Florida Bureau of Economic and Business Research, April 1, 2022 (<https://www.bebr.ufl.edu/population>).
- (b) Reuse Capacity = Reuse Capacity (gpd)/Population. Gallons per day (gpd) are equivalent to mgd divided by one million.
- (c) Reuse Flow = Reuse Flow (gpd)/Population.
- (d) Counties ranked from highest rate of reuse flow per capita to lowest rate of reuse flow per capita (e.g., county with highest rate of reuse flow per capita is ranked No. 1; counties with no reuse flow per capita are tied for last place).
- (e) Counties ranked according to population capita (e.g., county with highest population is ranked No. 1).
- (f) State average.
- (g) Discrepancies in calculating per capita statistics are due to internal rounding associated with the development of these tables; values presented in this table are calculated without rounding individual values.

**Figure 2: Map of Per Capita Reuse Flow by County**



P:\Projects\ArcPro\Production\WAFR\DWM\Reuse\_Inventory\_2022

### Supplemental Water Supplies

Some reuse systems use other sources of water to augment the reclaimed water supply. In 2022, a total of 413 reuse systems in Florida used 24.88 mgd of surface water, 24.56 mgd of ground water, 2.08 mgd of stormwater, 5.25 mgd of drinking water, and 1,489 mgd from other sources to supplement reclaimed water supplies for a total of 1,544.45 mgd of supplemental water used in 2022. Appendix C details the 413 reuse systems in the state which use supplemental water supplies and summarizes the flows by county.

### Efficient and Effective Water Reuse

*Water Reuse for Florida: Strategies for Effective Use of Reclaimed Water*, also known as the "Strategies Report," was published in 2003. The report identified strategies for increasing the efficient and effective use of reclaimed water. Two concepts introduced in the report, "potable

quality water offset" and "recharge fraction," will play increasingly important roles in shaping efficient and effective water reuse in Florida.

“Potable quality water offset” means the amount of potable quality water (Class F-I, G-I or G-II ground water or water meeting drinking water standards) saved through the use of reclaimed water, expressed as a percentage of the total reclaimed water used. “Recharge fraction” means the portion of reclaimed water used in a reuse system that recharges an underlying potable quality ground water (Class F-I, G-I or G-II ground water) that is used for potable supply, or which augments a Class I surface water, expressed as a percentage of the total reclaimed water used.

Some reuse options are more efficient at offsetting the use of potable water, or recharging/augmenting a potential potable surface or ground water supply. Specific potable quality water offsets and recharge fractions have been developed for various reuse activities to estimate actual offsets and recharge for a given reuse flow as used in Table 7c.

The 769 mgd of reclaimed water used in 2022 is estimated to have offset (i.e., avoided) the use of 373 mgd (approximately 136 billion gallons per year) of potable quality water while serving to add 251 mgd (approximately 92 billion gallons per year) back to available water supplies.

Tables 7a and 7b summarize the amount of potable quality water offset and recharge flow achieved within each DEP district and water management district, respectively. Table 7c details the amount of reclaimed water used to offset and recharge potable quality water by county.

**Table 7a. Summary of Offset and Recharge Flows by DEP District**

DEP District	Total Flow (mgd)	Offset Flow <sup>(a)</sup> (mgd)	Recharge Flow <sup>(a)</sup> (mgd)
Central (Orlando)	209.98	84.88	74.20
Northeast (Jacksonville)	109.54	58.63	36.28
Northwest (Pensacola)	7213	28.22	23.35
Southeast (West Palm Beach)	109.20	54.48	39.20
South (Fort Myers)	99.71	64.94	19.94
Southwest (Temple Terrace)	168.60	81.77	57.84
<b>2022 Totals<sup>(b)</sup></b>	<b>769.15</b>	<b>372.92</b>	<b>250.81</b>



**Table 7b. Summary of Offset and Recharge Flows by Water Management District**

<b>Water Management District</b>	<b>Total Flow (mgd)</b>	<b>Offset Flow<sup>(a)</sup> (mgd)</b>	<b>Recharge Flow<sup>(a)</sup> (mgd)</b>
Northwest Florida	73.13	38.01	27.74
South Florida	253.52	148.10	86.34
St. Johns River	230.19	129.33	81.77
Suwannee River	4.48	2.12	1.79
Southwest Florida	208.84	118.05	70.18
<b>2022 Totals<sup>(b)</sup></b>	<b>769.15</b>	<b>372.92</b>	<b>250.81</b>

Notes:

- (a) The offset and recharge flows were calculated using values from *Table 5. Relative Desirability of Reuse Activities* of the Strategies Report. See Table 7c beginning on page 22 of this report for details.
- (b) Discrepancies in totaling the columns are due to internal rounding associated with the development of this table; totals presented in table are calculated without rounding individual values.

**Table 7c. County Offset and Recharge Flows Due to Water Reuse**

County	GCI Reuse Flow	GCI Offset Flow <sup>(a)</sup>	GCI RF <sup>(b)</sup>	RI Reuse Flow	RI Offset Flow <sup>(a)</sup>	RI RF <sup>(b)</sup>	OPAA Reuse Flow	OPAA Offset Flow <sup>(a)</sup>	OPAA RF <sup>(b)</sup>	GWR&I PR Reuse Flow	GWR&I PR RF <sup>(b)</sup>	AI Reuse Flow	AI Offset Flow <sup>(a)</sup>	AI RF <sup>(b)</sup>	IND, TF, FP Reuse Flow	IND, TF, FP Offset Flow <sup>(a)</sup>	Total Flow	Total Offset Flow <sup>(a)(c)</sup>	Total RF <sup>(b)(c)</sup>
Alachua	0.210	0.158	0.021	2.330	0.932	1.049	0.577	0.346	0.173	7.055	6.350	0.710	0.426	0.249	3.230	3.230	14.112	5.092	7.841
Baker	0.000	0.000	0.000	0.000	0.000	0.000	0.000	0.000	0.000	0.077	0.069	0.031	0.019	0.011	0.000	0.000	0.108	0.019	0.080
Bay	0.000	0.000	0.000	2.103	0.841	0.946	0.937	0.562	0.281	0.118	0.106	0.000	0.000	0.000	0.015	0.015	3.173	1.418	1.334
Bradford	0.000	0.000	0.000	0.000	0.000	0.000	0.000	0.000	0.000	0.000	0.000	0.840	0.504	0.294	0.000	0.000	0.840	0.504	0.294
Brevard	1.721	1.291	0.172	16.819	6.728	7.569	1.894	1.136	0.568	0.443	0.399	0.000	0.000	0.000	1.447	1.447	22.324	10.602	8.708
Broward	2.954	2.216	0.295	4.092	1.637	1.841	0.993	0.596	0.298	0.287	0.258	0.000	0.000	0.000	10.017	10.017	18.343	14.465	2.693
Calhoun	0.000	0.000	0.000	0.000	0.000	0.000	0.000	0.000	0.000	0.000	0.000	0.000	0.000	0.000	0.000	0.000	0.000	0.000	0.000
Charlotte	3.572	2.679	0.357	0.932	0.373	0.419	0.170	0.102	0.051	0.154	0.139	0.000	0.000	0.000	0.339	0.339	5.167	3.493	0.966
Citrus	0.638	0.479	0.064	0.000	0.000	0.000	0.000	0.000	0.000	1.996	1.796	0.726	0.436	0.254	0.362	0.362	3.722	1.276	2.114
Clay	2.626	1.970	0.263	1.804	0.722	0.812	2.199	1.319	0.660	0.387	0.348	0.000	0.000	0.000	0.185	0.185	7.201	4.196	2.082
Collier	7.690	5.768	0.769	12.498	4.999	5.624	4.082	2.449	1.225	0.435	0.392	0.170	0.102	0.060	0.000	0.000	24.875	13.318	8.069
Columbia	0.000	0.000	0.000	0.000	0.000	0.000	0.000	0.000	0.000	0.000	0.000	0.000	0.000	0.000	0.000	0.000	0.000	0.000	0.000
Desoto	0.104	0.078	0.010	0.040	0.016	0.018	0.031	0.019	0.009	0.000	0.000	0.628	0.377	0.220	0.000	0.000	0.803	0.489	0.258
Dixie	0.000	0.000	0.000	0.000	0.000	0.000	0.000	0.000	0.000	0.000	0.000	0.576	0.346	0.202	0.000	0.000	0.576	0.346	0.202
Duval	4.535	3.401	0.454	16.560	6.624	7.452	2.775	1.665	0.833	0.000	0.000	0.080	0.048	0.028	9.936	9.936	33.886	21.674	8.766
Escambia	0.000	0.000	0.000	0.000	0.000	0.000	11.672	7.003	3.502	0.000	0.000	0.000	0.000	0.000	0.050	0.050	11.722	7.053	3.502
Flagler	2.582	1.937	0.258	4.296	1.718	1.933	0.570	0.342	0.171	2.426	2.183	0.000	0.000	0.000	0.000	0.000	9.874	3.997	4.546
Franklin	0.000	0.000	0.000	0.000	0.000	0.000	0.000	0.000	0.000	0.000	0.000	0.000	0.000	0.000	0.000	0.000	0.000	0.000	0.000
Gadsden	0.000	0.000	0.000	0.000	0.000	0.000	0.000	0.000	0.000	0.001	0.001	0.351	0.211	0.123	0.067	0.067	0.419	0.278	0.124
Gilchrist	0.000	0.000	0.000	0.000	0.000	0.000	0.000	0.000	0.000	0.000	0.000	0.109	0.065	0.038	0.000	0.000	0.109	0.065	0.038
Glades	0.000	0.000	0.000	0.000	0.000	0.000	0.000	0.000	0.000	0.000	0.000	0.000	0.000	0.000	0.000	0.000	0.000	0.000	0.000
Gulf	0.000	0.000	0.000	0.000	0.000	0.000	0.000	0.000	0.000	0.820	0.738	0.193	0.116	0.068	0.000	0.000	1.013	0.116	0.806
Hamilton	0.000	0.000	0.000	0.000	0.000	0.000	0.000	0.000	0.000	0.000	0.000	0.117	0.070	0.041	0.000	0.000	0.117	0.070	0.041
Hardee	0.000	0.000	0.000	0.000	0.000	0.000	0.000	0.000	0.000	0.109	0.098	0.100	0.060	0.035	0.149	0.149	0.358	0.209	0.133
Hendry	0.000	0.000	0.000	0.000	0.000	0.000	0.000	0.000	0.000	0.594	0.535	0.000	0.000	0.000	0.000	0.000	0.594	0.000	0.535
Hernando	1.818	1.364	0.182	0.039	0.016	0.018	0.011	0.007	0.003	2.708	2.437	0.000	0.000	0.000	0.858	0.858	5.434	2.244	2.640
Highlands	0.000	0.000	0.000	0.000	0.000	0.000	0.026	0.016	0.008	2.746	2.471	0.000	0.000	0.000	0.000	0.000	2.772	0.016	2.479

Florida Department of Environmental Protection  
2022 Reuse Inventory | November 2023

County	GCI Reuse Flow	GCI Offset Flow <sup>(a)</sup>	GCI RF <sup>(b)</sup>	RI Reuse Flow	RI Offset Flow <sup>(a)</sup>	RI RF <sup>(b)</sup>	OPAA Reuse Flow	OPAA Offset Flow <sup>(a)</sup>	OPAA RF <sup>(b)</sup>	GWR&I PR Reuse Flow	GWR&I PR RF <sup>(b)</sup>	AI Reuse Flow	AI Offset Flow <sup>(a)</sup>	AI RF <sup>(b)</sup>	IND, TF, FP Reuse Flow	IND, TF, FP Offset Flow <sup>(a)</sup>	Total Flow	Total Offset Flow <sup>(a)(c)</sup>	Total RF <sup>(b)(c)</sup>
Hillsborough	2.880	2.160	0.288	12.724	5.090	5.726	2.942	1.765	0.883	6.937	6.243	0.050	0.030	0.018	5.496	5.496	31.029	14.541	13.157
Holmes	0.000	0.000	0.000	0.000	0.000	0.000	0.000	0.000	0.000	0.000	0.000	0.000	0.000	0.000	0.000	0.000	0.000	0.000	0.000
Indian River	3.593	2.695	0.359	2.324	0.930	1.046	0.220	0.132	0.066	0.268	0.241	0.000	0.000	0.000	0.250	0.250	6.655	4.006	1.712
Jackson	0.000	0.000	0.000	0.000	0.000	0.000	0.000	0.000	0.000	0.000	0.000	2.110	1.266	0.739	0.049	0.049	2.159	1.315	0.739
Jefferson	0.000	0.000	0.000	0.000	0.000	0.000	0.000	0.000	0.000	0.000	0.000	0.306	0.184	0.107	0.000	0.000	0.306	0.184	0.107
Lafayette	0.000	0.000	0.000	0.000	0.000	0.000	0.000	0.000	0.000	0.000	0.000	0.000	0.000	0.000	0.000	0.000	0.000	0.000	0.000
Lake	1.755	1.316	0.176	7.244	2.898	3.260	4.354	2.612	1.306	3.702	3.332	2.789	1.673	0.976	0.089	0.089	19.933	8.589	9.049
Lee	11.577	8.683	1.158	41.766	16.707	18.795	3.147	1.888	0.944	2.139	1.925	0.000	0.000	0.000	1.340	1.340	59.969	28.617	22.822
Leon	0.000	0.000	0.000	0.000	0.000	0.000	0.629	0.377	0.189	0.000	0.000	16.848	10.109	5.897	2.530	2.530	20.007	13.016	6.086
Levy	0.000	0.000	0.000	0.000	0.000	0.000	0.000	0.000	0.000	0.470	0.423	0.000	0.000	0.000	0.000	0.000	0.470	0.000	0.423
Liberty	0.000	0.000	0.000	0.000	0.000	0.000	0.000	0.000	0.000	0.341	0.307	0.000	0.000	0.000	0.000	0.000	0.341	0.000	0.307
Madison	0.000	0.000	0.000	0.000	0.000	0.000	0.000	0.000	0.000	0.000	0.000	0.000	0.000	0.000	0.000	0.000	0.000	0.000	0.000
Manatee	3.186	2.390	0.319	9.317	3.727	4.193	7.122	4.273	2.137	0.000	0.000	0.900	0.540	0.315	0.000	0.000	20.525	10.930	6.963
Marion	2.304	1.728	0.230	0.031	0.012	0.014	0.330	0.198	0.099	0.902	0.812	4.356	2.614	1.525	0.000	0.000	7.923	4.552	2.680
Martin	1.835	1.376	0.184	0.881	0.352	0.396	0.355	0.213	0.107	0.000	0.000	0.421	0.253	0.147	0.260	0.260	3.752	2.454	0.834
Miami-Dade	0.000	0.000	0.000	0.000	0.000	0.000	0.000	0.000	0.000	4.102	3.692	0.000	0.000	0.000	14.011	14.011	18.113	14.011	3.692
Monroe	0.000	0.000	0.000	0.099	0.040	0.045	0.034	0.020	0.010	0.000	0.000	0.000	0.000	0.000	0.000	0.000	0.133	0.060	0.055
Nassau	1.354	1.016	0.135	0.000	0.000	0.000	0.000	0.000	0.000	0.175	0.158	0.000	0.000	0.000	0.000	0.000	1.529	1.016	0.293
Okaloosa	0.516	0.387	0.052	1.499	0.600	0.675	0.489	0.293	0.147	9.134	8.221	1.422	0.853	0.498	0.036	0.036	13.096	2.169	9.591
Okeechobee	0.000	0.000	0.000	0.000	0.000	0.000	0.000	0.000	0.000	0.000	0.000	0.159	0.095	0.056	0.000	0.000	0.159	0.095	0.056
Orange	2.517	1.888	0.252	9.731	3.892	4.379	14.382	8.629	4.315	9.219	8.297	0.050	0.030	0.018	0.582	0.582	36.481	15.021	17.260
Osceola	4.282	3.212	0.428	11.711	4.684	5.270	7.401	4.441	2.220	8.017	7.215	0.717	0.430	0.251	2.171	2.171	34.299	14.938	15.385
Palm Beach	22.065	16.549	2.207	12.396	4.958	5.578	6.286	3.772	1.886	0.110	0.099	0.000	0.000	0.000	2.248	2.248	43.105	27.527	9.769
Pasco	2.234	1.676	0.223	11.905	4.762	5.357	5.213	3.128	1.564	4.325	3.893	0.090	0.054	0.032	1.071	1.071	24.838	10.690	11.069
Pinellas	5.092	3.819	0.509	27.424	10.970	12.341	8.231	4.939	2.469	0.000	0.000	0.000	0.000	0.000	7.328	7.328	48.075	27.055	15.319
Polk	0.670	0.503	0.067	5.449	2.180	2.452	2.463	1.478	0.739	2.860	2.574	1.750	1.050	0.613	9.615	9.615	22.807	14.825	6.444
Putnam	0.000	0.000	0.000	0.000	0.000	0.000	0.000	0.000	0.000	0.121	0.109	0.000	0.000	0.000	0.000	0.000	0.121	0.000	0.109
Santa Rosa	1.585	1.189	0.159	0.759	0.304	0.342	0.233	0.140	0.070	0.585	0.527	0.000	0.000	0.000	0.074	0.074	3.236	1.706	1.096
Sarasota	6.887	5.165	0.689	6.173	2.469	2.778	1.239	0.743	0.372	0.000	0.000	0.000	0.000	0.000	0.010	0.010	14.309	8.388	3.838

County	GCI Reuse Flow	GCI Offset Flow <sup>(a)</sup>	GCI RF <sup>(b)</sup>	RI Reuse Flow	RI Offset Flow <sup>(a)</sup>	RI RF <sup>(b)</sup>	OPAA Reuse Flow	OPAA Offset Flow <sup>(a)</sup>	OPAA RF <sup>(b)</sup>	GWR&I PR Reuse Flow	GWR&I PR RF <sup>(b)</sup>	AI Reuse Flow	AI Offset Flow <sup>(a)</sup>	AI RF <sup>(b)</sup>	IND, TF, FP Reuse Flow	IND, TF, FP Offset Flow <sup>(a)</sup>	Total Flow	Total Offset Flow <sup>(a)(c)</sup>	Total RF <sup>(b)(c)</sup>
Seminole	0.741	0.556	0.074	9.842	3.937	4.429	8.537	5.122	2.561	1.120	1.008	1.051	0.631	0.368	0.797	0.797	22.088	11.042	8.440
St. Johns	6.528	4.896	0.653	17.759	7.104	7.992	2.760	1.656	0.828	0.358	0.322	0.000	0.000	0.000	6.111	6.111	33.516	19.767	9.794
St. Lucie	1.915	1.436	0.192	2.203	0.881	0.991	0.001	0.001	0.000	0.000	0.000	0.000	0.000	0.000	0.060	0.060	4.179	2.378	1.183
Sumter	6.047	4.535	0.605	1.610	0.644	0.725	0.524	0.314	0.157	0.228	0.205	0.508	0.305	0.178	0.000	0.000	8.917	5.798	1.869
Suwannee	0.118	0.089	0.012	0.000	0.000	0.000	0.000	0.000	0.000	0.295	0.266	0.465	0.279	0.163	0.000	0.000	0.878	0.368	0.440
Taylor	0.000	0.000	0.000	0.000	0.000	0.000	0.000	0.000	0.000	0.000	0.000	0.000	0.000	0.000	0.000	0.000	0.000	0.000	0.000
Union	0.000	0.000	0.000	0.000	0.000	0.000	0.000	0.000	0.000	0.000	0.000	0.556	0.334	0.195	0.000	0.000	0.556	0.334	0.195
Volusia	5.186	3.890	0.519	17.974	7.190	8.088	3.681	2.209	1.104	1.128	1.015	0.242	0.145	0.085	0.903	0.903	29.114	14.336	10.811
Wakulla	0.204	0.153	0.020	0.000	0.000	0.000	0.000	0.000	0.000	0.000	0.000	0.765	0.459	0.268	0.044	0.044	1.013	0.656	0.288
Walton	1.536	1.152	0.154	0.000	0.000	0.000	0.000	0.000	0.000	0.439	0.395	0.000	0.000	0.000	0.024	0.024	1.999	1.176	0.549
Washington	0.266	0.200	0.027	0.000	0.000	0.000	0.209	0.125	0.063	0.000	0.000	0.150	0.090	0.053	0.005	0.005	0.630	0.420	0.142
<b>Total</b>	<b>125.32</b>	<b>93.99</b>	<b>12.53</b>	<b>272.33</b>	<b>108.93</b>	<b>122.55</b>	<b>106.72</b>	<b>64.03</b>	<b>32.02</b>	<b>77.33</b>	<b>69.60</b>	<b>40.34</b>	<b>24.20</b>	<b>14.12</b>	<b>81.76</b>	<b>81.76</b>	<b>703.80</b>	<b>372.92</b>	<b>250.81</b>

Notes:

- (a) These totals do not include flows to reuse activities that do not represent an offset to potable quality water or aquifer recharge, such as wetlands, decorative fountains and storage purposes.
- (b) RF = recharge flow, the portion of reuse flow that is recharged to water supplies.
- (c) The offset and recharge flows were calculated by multiplying the total flow for a reuse activity by the percentages of potable quality offset and recharge fraction for that reuse activity as prescribed in *Table 5. Relative Desirability of Reuse Activities* of the Strategies Report as seen below.

Reuse Activity	Potable Quality Water Offset (%)	Recharge Fraction (%)	Justification Using Table 5 of Strategies Report
Golf Course Irrigation (GCI)	75	10	Efficient landscape irrigation
Residential Irrigation (RI)	40	45	Rounded averages of efficient and inefficient residential irrigation
Other Public Access Areas (OPAA)	60	30	Rounded averages of efficient and inefficient landscape irrigation
Ground Water Recharge & Indirect Potable Reuse (GWR&IPR)	0	90	High Desirability – rapid infiltration basins
Agricultural Irrigation (AI)	60	35	Rounded averages of efficient and inefficient agricultural irrigation
Industrial Uses (IND), Toilet Flushing (TF), and Fire Protection (FP)	100	0	High Desirability – cooling towers, toilet flushing and fire protection

## Water Resource Caution Areas

Water resource caution areas (WRCAs) are areas that have critical water supply problems or are projected to have critical water supply problems within the next 20 years. Water reuse was originally required only within these WRCAs, unless such reuse is not economically, environmentally or technically feasible as determined by a reuse feasibility study. Chapter 62-40, F.A.C., required use of reclaimed water statewide in 2005. Domestic wastewater facilities located within, discharging within, or serving a population within designated water resource caution areas are required to prepare reuse feasibility studies before receiving a domestic wastewater permit. Table 8 summarizes information about reuse systems located within WRCAs and those located outside of WRCAs.

**Table 8. Reuse Activity in Water Resource Caution Areas**

Reuse Activity	Inside WRCA	Outside WRCA	Total
Number of Reuse Systems	278	61	339
Number of WWTFs Providing Reuse	214	47	261
Number of WWTFs with no Reuse (Disposal Only)	64	14	64
Total Wastewater Capacity (mgd)	1,929	160	2,089
Total Wastewater Flow (mgd)	1,239	96	1,334
Reuse Capacity (mgd)	1,533	216	1,749
Reuse Flow (mgd)	810	98	908
Public Access Reuse Flow (mgd) <sup>(a)</sup>	497	32	529
Edible Crops Reuse Flow (mgd)	1.2	0.00	1.2

Note:

- (a) This includes irrigation of residential landscapes, golf courses, schools, parks and other public access reuse such as toilet flushing and fire protection.

## Cross-Connection Control

Cross-connections between reclaimed water lines and potable water lines are strictly prohibited in Florida. Reporting requirements for cross-connection control activities were added to the Annual Reuse Report Form in 1999. Appendix G summarizes cross-connection control activities reported by reuse systems for the Oct. 1, 2021, to Sept. 30, 2022, reporting period.

Of the 197 reuse systems that reported cross-connection control activities, eight reuse systems reported identifying and eliminating one or more cross-connections. A total of 31,427 new connections to public access reuse systems were reported to occur during the reporting period. A reported 31,411 (99.9%) of the new connections were inspected to ensure that no cross-connections had been created.

The 2012 *Guidelines for Water Reuse* published by the U.S. Environmental Protection Agency (EPA) provides guidelines for establishing cross-connection prevention and control programs. Utilities should consult these EPA guidelines for implementation and enforcement of cross-connection control programs.

## Previous Inventories and Trends

DEP has published reuse inventories since 1998. Table 9 shows a summary of the total number of domestic wastewater treatment facilities providing water for reuse, reuse capacities and capacity ratios of the reuse facilities, and average reuse flow rates and flow ratios recorded for these previous inventories and the *2022 Reuse Inventory*. Figure 3 presents the growth of Florida's reuse capacity and flow as well as the capacity and flow ratios.

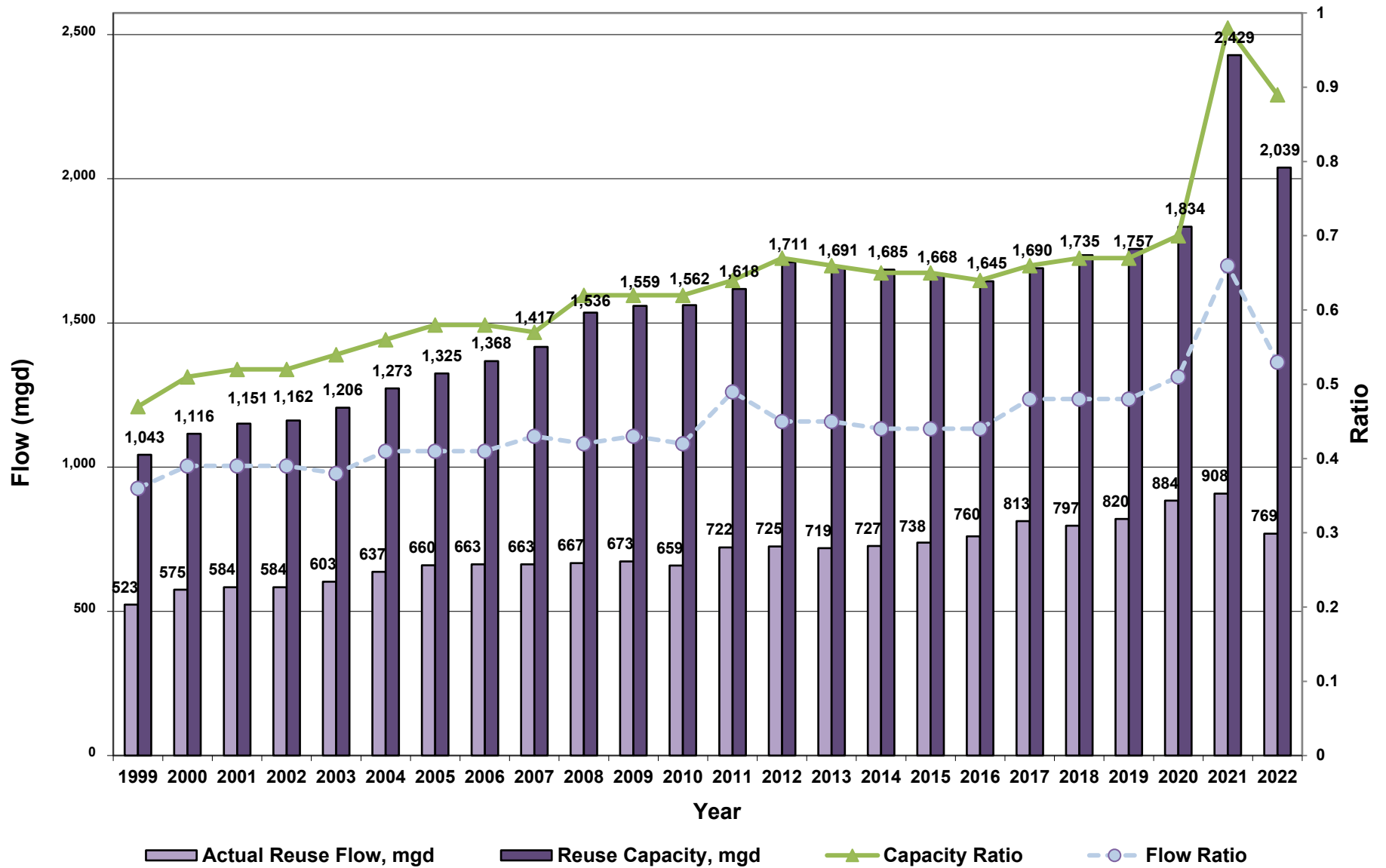
**Table 9. Summary of DEP Reuse Inventories (1999 to Present)**

Report Year	No. of Facilities Providing Reuse	Reuse Capacity (mgd)	Capacity Ratio <sup>(a)</sup>	Reuse Flow (mgd)	Flow Ratio <sup>(b)</sup>
1999	459	1,043	0.47	523	0.36
2000	457	1,116	0.51	575	0.39
2001	461	1,151	0.52	584	0.39
2002	467	1,162	0.52	584	0.39
2003	469	1,206	0.54	603	0.38
2004	468	1,273	0.56	637	0.41
2005	465	1,325	0.58	660	0.41
2006	468	1,368	0.58	663	0.41
2007	475	1,417	0.57	663	0.43
2008	481	1,536	0.62	667	0.42
2009	484	1,559	0.62	673	0.43
2010	482	1,562	0.62	659	0.42
2011	487	1,618	0.64	722	0.49
2012	486	1,711	0.67	725	0.45
2013	482	1,691	0.66	719	0.45
2014	477	1,685	0.65	727	0.44
2015	478	1,668	0.65	738	0.44
2016	478	1,645	0.64	760	0.44
2017	477	1,690	0.66	813	0.48
2018	478	1,735	0.67	797	0.48
2019	476	1,757	0.67	820	0.48
2020	413	1,834	0.70	884	0.51
2021	455	2,429	0.98	908	0.66
2022	413	2,039	0.89	769	0.53

Notes:

- (a) Capacity Ratio = Total Reuse Capacity/Total WWTF Capacity.
- (b) Flow Ratio = Total Reuse Flow/Total WWTF Flow.

Figure 3: Florida's Reuse Growth



## Reuse Webpage

For more information on water reuse in Florida, please see DEP's reuse web page at <https://floridadep.gov/water/domestic-wastewater/content/water-reuse-program>.

Downloadable spreadsheets for each of this report's appendices can be found at <https://floridadep.gov/water/domestic-wastewater/content/reuse-inventory-database-and-annual-report>.



## References

*Florida Estimates of Population 2022*, Bureau of Economic and Business Research, University of Florida, 2022 (<https://www.bebr.ufl.edu/population>).

Florida Department of Environmental Protection, *Reuse of Reclaimed Water and Land Application*, Chapter 62-610, Florida Administrative Code, Florida Department of Environmental Protection, Tallahassee, Florida, 2006.

Florida Department of Environmental Protection, *2021 Reuse Inventory*, Florida Department of Environmental Protection, Tallahassee, Florida, 2022.

Florida Department of Environmental Protection, *2020 Reuse Inventory*, Florida Department of Environmental Protection, Tallahassee, Florida, 2021.

Florida Department of Environmental Protection, *2019 Reuse Inventory*, Florida Department of Environmental Protection, Tallahassee, Florida, 2020.

Florida Department of Environmental Protection, *2018 Reuse Inventory*, Florida Department of Environmental Protection, Tallahassee, Florida, 2019.

Florida Department of Environmental Protection, *2017 Reuse Inventory*, Florida Department of Environmental Protection, Tallahassee, Florida, 2019.

Florida Department of Environmental Protection, *2016 Reuse Inventory*, Florida Department of Environmental Protection, Tallahassee, Florida, 2017.

Florida Department of Environmental Protection, *2015 Reuse Inventory*, Florida Department of Environmental Protection, Tallahassee, Florida, 2016.

Florida Department of Environmental Protection, *2014 Reuse Inventory*, Florida Department of Environmental Protection, Tallahassee, Florida, 2015.

Florida Department of Environmental Protection, *2013 Reuse Inventory*, Florida Department of Environmental Protection, Tallahassee, Florida, 2014.

Florida Department of Environmental Protection, *2012 Reuse Inventory*, Florida Department of Environmental Protection, Tallahassee, Florida, 2013.

Florida Department of Environmental Protection, *2011 Reuse Inventory*, Florida Department of Environmental Protection, Tallahassee, Florida, 2012.

Florida Department of Environmental Protection, *2010 Reuse Inventory*, Florida Department of Environmental Protection, Tallahassee, Florida, 2011.

Florida Department of Environmental Protection, *2009 Reuse Inventory*, Florida Department of Environmental Protection, Tallahassee, Florida, 2010.

Florida Department of Environmental Protection, *2008 Reuse Inventory*, Florida Department of Environmental Protection, Tallahassee, Florida, 2010.

Florida Department of Environmental Protection, *2007 Reuse Inventory*, Florida Department of Environmental Protection, Tallahassee, Florida, 2009.

Florida Department of Environmental Protection, *2006 Reuse Inventory*, Florida Department of Environmental Protection, Tallahassee, Florida, 2007.

Florida Department of Environmental Protection, *2005 Reuse Inventory*, Florida Department of Environmental Protection, Tallahassee, Florida, 2006.

Florida Department of Environmental Protection, *2004 Reuse Inventory*, Florida Department of Environmental Protection, Tallahassee, Florida, 2005.

Florida Department of Environmental Protection, *2003 Reuse Inventory*, Florida Department of Environmental Protection, Tallahassee, Florida, 2004.

Florida Department of Environmental Protection, *2002 Reuse Inventory*, Florida Department of Environmental Protection, Tallahassee, Florida, 2003.

Florida Department of Environmental Protection, *2001 Reuse Inventory*, Florida Department of Environmental Protection, Tallahassee, Florida, 2002.

Florida Department of Environmental Protection, *2000 Reuse Inventory*, Florida Department of Environmental Protection, Tallahassee, Florida, 2001.

Florida Department of Environmental Protection, *1999 Reuse Inventory*, Florida Department of Environmental Protection, Tallahassee, Florida, 2000.

Florida Department of Environmental Protection, *1998 Reuse Inventory*, Florida Department of Environmental Protection, Tallahassee, Florida, 1999.

Florida Legislature, *Florida County Population Estimates: April 1, 2020*, Office of Economic and Demographic Research, Tallahassee, Florida, 2021.

Reuse Coordinating Committee, *Water Reuse for Florida: Strategies for Effective Use of Reclaimed Water*, Florida Department of Environmental Protection, Tallahassee, Florida, 2003.

United States Environmental Protection Agency, *2012 Guidelines for Water Reuse*, United States Environmental Protection Agency, Washington D.C., 2012.

## Appendices

### Appendix A. Reuse Systems in the Inventory

County	Reuse System Name	Report Year	Facility ID	Water Management District	DEP District Office	WRCA
Alachua	GRU - Main Street WRF	2022	FL0027251	SJRWMD	NED	Yes
Alachua	Kanapaha WRF	2022	FL0112895	SJRWMD	NED	Yes
Alachua	City of Alachua AWRF	2022	FLA011290	SRWMD	NED	Yes
Alachua	Hawthorne WWTF	2022	FLA011291	SJRWMD	NED	Yes
Alachua	University of Florida WWTF (FDOE)	2022	FLA011322	SJRWMD	NED	Yes
Alachua	High Springs WWTF	2022	FLA286095	SRWMD	NED	Yes
Baker	Baker Correctional Institution WWTF	2022	FLA011332	SJRWMD	NED	Yes
Bay	Panama City Beach WWTP #1	2022	FL0021512	NFWWMD	NWD	No
Bay	Military Point Regional AWT Facility	2022	FL0167959	NFWWMD	NWD	No
Bay	North Bay WWTF	2022	FLA428523	NFWWMD	NWD	No
Bradford	Florida State Prison WWTF	2022	FLA113450	SRWMD	NED	Yes
Brevard	Cape Canaveral WRF	2022	FL0020541	SJRWMD	CD	Yes
Brevard	Cocoa Beach WRF	2022	FL0021105	SJRWMD	CD	Yes
Brevard	Cocoa Water Reclamation Facility	2022	FL0021521	SJRWMD	CD	Yes
Brevard	City of Rockledge	2022	FL0021571	SJRWMD	CD	Yes
Brevard	BCUD/South Beaches	2022	FL0040622	SJRWMD	CD	Yes
Brevard	Melbourne/Grant Street	2022	FL0041122	SJRWMD	CD	Yes

Florida Department of Environmental Protection  
2022 Reuse Inventory | November 2023

County	Reuse System Name	Report Year	Facility ID	Water Management District	DEP District Office	WRCA
Brevard	BCUD/South Central Regional	2022	FL0102679	SJRWMD	CD	Yes
Brevard	Cape Canaveral Air Force Station Regional WWTF	2022	FL0102920	SJRWMD	CD	Yes
Brevard	Titusville Blue Heron WRF	2022	FL0103349	SJRWMD	CD	Yes
Brevard	Melbourne/DB Lee WWTP	2022	FLA010323	SJRWMD	CD	Yes
Brevard	West Melbourne/Ray Bullard	2022	FLA010332	SJRWMD	CD	Yes
Brevard	Pinewood Village MHP	2022	FLA010342	SJRWMD	CD	Yes
Brevard	Palm Bay #1 WRF	2022	FLA103357	SJRWMD	CD	Yes
Broward	Hollywood Southern Regional WWTF	2022	FL0026255	SFWMD	SED	Yes
Broward	Broward Co. North Regional WWTP	2022	FL0031771	SFWMD	SED	Yes
Broward	Sunrise Southwest WWTP	2022	FLA013580	SFWMD	SED	Yes
Broward	Pompano Beach Community Park Reuse City	2022	FLA013581	SFWMD	SED	Yes
Broward	City of Miramar	2022	FLA017025	SFWMD	SED	Yes
Broward	Plantation Regional WWTP	2022	FLA040401	SFWMD	SED	Yes
Broward	Coral Springs Imp Dist. WWTF	2022	FLA041301	SFWMD	SED	Yes
Broward	Sunrise No. 3 WWTP (Sawgrass)	2022	FLA042641	SFWMD	SED	Yes
Broward	Town of Davie Water Reclamation Facility	2022	FLA706736	SFWMD	SED	Yes
Charlotte	Charlotte County Utilities – Eastport WWTP	2022	FL0040291	SWFWMD	SD	Yes
Charlotte	Charlotte County Utilities – Burnt Store WWTP	2022	FLA014083	SWFWMD	SD	Yes
Charlotte	Englewood Water District WRF	2022	FLA014126	SWFWMD	SD	Yes
Charlotte	Charlotte Correctional Institution WWTP	2022	FLA014130	SFWMD	SD	Yes

Florida Department of Environmental Protection  
 2022 Reuse Inventory | November 2023

County	Reuse System Name	Report Year	Facility ID	Water Management District	DEP District Office	WRCA
Charlotte	City of Punta Gorda WWTP	2022	FLA118371	SFWMD	SD	Yes
Citrus	Brentwood Regional WWTF	2022	FLA011844	SWFWMD	SWD	No
Citrus	Meadowcrest WWTF	2022	FLA011845	SWFWMD	SWD	No
Citrus	City of Inverness WWTF	2022	FLA011847	SWFWMD	SWD	No
Citrus	City of Crystal River WWTF	2022	FLA011848	SWFWMD	SWD	No
Citrus	Beverly Hills WWTF	2022	FLA011869	SWFWMD	SWD	No
Citrus	Point O Woods	2022	FLA011893	SWFWMD	SWD	No
Citrus	Southwest Regional Water R. F. FKA Sugarmill Woods WWTF	2022	FLA011903	SWFWMD	SWD	No
Clay	Green Cove Springs – Harbor Road WWTF	2022	FL0020915	SJRWMD	NED	Yes
Clay	Orange Park WWTF	2022	FL0023922	SJRWMD	NED	Yes
Clay	Spencer's Crossing WWTF	2022	FL0173371	SJRWMD	NED	Yes
Clay	Peter's Creek (fka Green Cove West) WWTF	2022	FLA327841	SJRWMD	NED	Yes
Collier	City of Naples Water Reclamation Facility	2022	FL0026271	SFWMD	SD	Yes
Collier	Collier County South County WRF	2022	FL0141356	SFWMD	SD	Yes
Collier	Immokalee WWTP	2022	FLA014132	SFWMD	SD	Yes
Collier	NE Utilities WWTP	2022	FLA014165	SFWMD	SD	Yes
Collier	Marco Island Utilities WWTP	2022	FLA014167	SFWMD	SD	Yes
Collier	Everglades City WWTF	2022	FLA027618	SFWMD	SD	Yes
Collier	Port of The Islands – WRF	2022	FLA141704	SFWMD	SD	Yes
Collier	Golden Gate WWTP	2022	FLA142140	SFWMD	SD	Yes

Florida Department of Environmental Protection  
2022 Reuse Inventory | November 2023

County	Reuse System Name	Report Year	Facility ID	Water Management District	DEP District Office	WRCA
Collier	Ave Maria WWTP	2022	FLA376400	SFWMD	SD	Yes
Desoto	William Tyson WWTP	2022	FL0027511	SWFWMD	SD	Yes
Desoto	Desoto County Regional WWTF	2022	FLA530808	SWFWMD	SD	Yes
Dixie	Cross City WWTF	2022	FLA114201	SRWMD	NED	Yes
Duval	USN NAS Jacksonville WWTF	2022	FL0000957	SJRWMD	NED	Yes
Duval	Jacksonville Beach WWTF	2022	FL0020231	SJRWMD	NED	Yes
Duval	Mandarin WRF	2022	FL0023493	SJRWMD	NED	Yes
Duval	Buckman WWTF	2022	FL0026000	SJRWMD	NED	Yes
Duval	Arlington East WWTF	2022	FL0026441	SJRWMD	NED	Yes
Duval	District II WWTF	2022	FL0026450	SJRWMD	NED	Yes
Duval	Southwest District WWTF	2022	FL0026468	SJRWMD	NED	Yes
Duval	Atlantic Beach WWTF	2022	FL0038776	SJRWMD	NED	Yes
Escambia	ECUA – Pensacola Beach WRF	2022	FL0024007	NFWWMD	NWD	No
Escambia	ECUA – Bayou Marcus Water Reclamation Facility	2022	FL0031801	NFWWMD	NWD	No
Escambia	ECUA – Central Water Reclamation Facility	2022	FL0559351	NFWWMD	NWD	No
Flagler	City of Bunnell WWTF	2022	FL0020907	SJRWMD	NED	Yes
Flagler	Palm Coast WWTF	2022	FL0116009	SJRWMD	NED	Yes
Flagler	Palm Coast WWTF #2	2022	FL0710008	SJRWMD	NED	Yes
Flagler	Maritime Estates I WWTF	2022	FLA011593	SJRWMD	NED	Yes
Flagler	Plantation Bay WWTF	2022	FLA011597	SJRWMD	NED	Yes

Florida Department of Environmental Protection  
2022 Reuse Inventory | November 2023

County	Reuse System Name	Report Year	Facility ID	Water Management District	DEP District Office	WRCA
Flagler	Matanzas Shores WWTF	2022	FLA011599	SJRWMD	NED	No
Flagler	Bulow Village WWTF	2022	FLA011601	SJRWMD	NED	Yes
Flagler	Dunes Community Development District WWTF	2022	FLA011602	SJRWMD	NED	Yes
Flagler	Maritime Estates II	2022	FLA011604	SJRWMD	NED	Yes
Flagler	Flagler-By-The-Sea WWTF	2022	FLA011611	SJRWMD	NED	Yes
Gadsden	Quincy WWTP	2022	FL0029033	NFWWMD	NWD	No
Gadsden	Havana WWTF	2022	FLA100765	NFWWMD	NWD	No
Gadsden	City of Gretna – WWTP	2022	FLA100781	NFWWMD	NWD	Yes
Gilchrist	Lancaster Correctional Institution WWTF	2022	FLA011620	SRWMD	NED	Yes
Gulf	Gulf Correctional Institution WWTP	2022	FLA010105	NFWWMD	NWD	No
Gulf	City of Port St. Joe WWTF	2022	FLA020206	NFWWMD	NWD	No
Hamilton	Jennings WWTF	2022	FLA011623	SRWMD	NED	Yes
Hardee	City of Zolfo Springs WWTF	2022	FLA119903	SWFWMD	SWD	Yes
Hardee	Wauchula Hills WWTP	2022	FLA290980	SWFWMD	SWD	Yes
Hendry	City of Labelle – WWTP #1	2022	FLA014283	SFWMD	SD	Yes
Hendry	Port Labelle WWTP	2022	FLA014290	SFWMD	SD	Yes
Hernando	Ridge Manor Subregional WWTF	2022	FLA012031	SWFWMD	SWD	No
Hernando	William S. Smith Water Reclamation Facility	2022	FLA012036	SWFWMD	SWD	No
Hernando	Spring Hill WRF	2022	FLA012043	SWFWMD	SWD	No
Hernando	Glen Water Reclamation Facility	2022	FLA012069	SWFWMD	SWD	No

Florida Department of Environmental Protection  
2022 Reuse Inventory | November 2023

County	Reuse System Name	Report Year	Facility ID	Water Management District	DEP District Office	WRCA
Hernando	Hernando County Airport WRF	2022	FLA017223	SWFWMD	SWD	No
Highlands	City of Sebring Cemetery Road WWTP	2022	FLA014311	SWFWMD	SD	Yes
Highlands	City of Avon Park WWTP	2022	FLA014313	SWFWMD	SD	Yes
Highlands	Western Blvd WWTP	2022	FLA014328	SFWMD	SD	Yes
Highlands	Tomoka Heights WWTP AKA Placid Utilities	2022	FLA014329	SWFWMD	SD	Yes
Highlands	Sun'N Lake of Sebring Unit 23 WWTP	2022	FLA014389	SWFWMD	SD	Yes
Highlands	Sun'N Lake of Sebring Unit 4 WWTP	2022	FLA016268	SWFWMD	SD	Yes
Highlands	North Main Street WWTP	2022	FLA281484	SWFWMD	SD	Yes
Hillsborough	Plant City WRF	2022	FL0026557	SWFWMD	SWD	Yes
Hillsborough	South County Regional AWWTP	2022	FL0028061	SWFWMD	SWD	Yes
Hillsborough	Northwest Regional WRF	2022	FL0041670	SWFWMD	SWD	Yes
Hillsborough	Rice Creek WWTF	2022	FL0122076	SWFWMD	SWD	Yes
Hillsborough	Riverside Club WWTP	2022	FLA012169	SWFWMD	SWD	Yes
Hillsborough	Country Meadows-Golden Lakes WWTP	2022	FLA122246	SWFWMD	SWD	Yes
Indian River	IRCUD/Central (Gifford) WWTF	2022	FLA010431	SFWMD	SED	Yes
Indian River	City of Vero Beach	2022	FLA021661	SJRWMD	SED	Yes
Jackson	Town of Sneads - WWTF	2022	FLA010115	NFWWMD	NWD	No
Jackson	Jackson Correctional Institution WWTP	2022	FLA010127	NFWWMD	NWD	No
Jackson	City of Marianna WWTP	2022	FLA101141	NFWWMD	NWD	No
Jackson	Cottdale WWTP	2022	FLA101168	NFWWMD	NWD	No



Florida Department of Environmental Protection  
 2022 Reuse Inventory | November 2023

County	Reuse System Name	Report Year	Facility ID	Water Management District	DEP District Office	WRCA
Jackson	Town of Grand Ridge WWTF	2022	FLA546429	NFWWMD	NWD	No
Jefferson	City of Monticello - WWTP	2022	FL0027839	NFWWMD	NWD	No
Lake	Eustis Bates Avenue WWTF	2022	FLA010507	SJRWMD	CD	Yes
Lake	Tavares/Woodlea Road WWTF	2022	FLA010509	SJRWMD	CD	Yes
Lake	Clermont - East	2022	FLA010515	SJRWMD	CD	Yes
Lake	Clerbrook RV Resorts	2022	FLA010538	SJRWMD	CD	Yes
Lake	Villages WWTF	2022	FLA010555	SJRWMD	CD	Yes
Lake	Pennbrooke Fairways	2022	FLA010570	SJRWMD	CD	Yes
Lake	Lake Groves WWTF	2022	FLA010630	SJRWMD	CD	Yes
Lake	Southlake Utilities WWTF	2022	FLA010634	SJRWMD	CD	Yes
Lake	Mid Florida Lakes WWTF	2022	FLA010657	SJRWMD	CD	Yes
Lake	Lake Correctional Institution	2022	FLA010660	SJRWMD	CD	Yes
Lake	Leesburg/Canal St. WWTF	2022	FLA105066	SJRWMD	CD	Yes
Lake	St. Johns River Utility WWTF (FKA Astor/Astor Park)	2022	FLA187496	SJRWMD	CD	Yes
Lake	Pine Island	2022	FLA297631	SJRWMD	CD	Yes
Lee	Fort Myers Central AWWTF	2022	FL0021261	SFWMD	SD	Yes
Lee	Everest Parkway WRF	2022	FL0030007	SFWMD	SD	Yes
Lee	Lee County Utilities – Fiesta Village	2022	FL0039829	SFWMD	SD	Yes
Lee	Bonita Springs Utilities East WRF	2022	FLA012343	SFWMD	SD	Yes
Lee	Donax Water Reclamation Facility	2022	FLA014430	SFWMD	SD	Yes

Florida Department of Environmental Protection  
2022 Reuse Inventory | November 2023

County	Reuse System Name	Report Year	Facility ID	Water Management District	DEP District Office	WRCA
Lee	Bonita Springs Water Reclamation (West)	2022	FLA014443	SFWMD	SD	Yes
Lee	Forest Utilities WWTP	2022	FLA014478	SFWMD	SD	Yes
Lee	Eagle Ridge WWTP	2022	FLA014498	SFWMD	SD	Yes
Lee	Cross Creek WWTF	2022	FLA014505	SFWMD	SD	Yes
Lee	Gateway Water Reclamation Facility	2022	FLA014542	SFWMD	SD	Yes
Lee	Gasparilla Island Water Domestic DIW	2022	FLA014641	SWFWMD	SD	Yes
Lee	Fort Myers Beach WRF	2022	FLA144215	SFWMD	SD	Yes
Lee	Three Oaks WWTF	2022	FLA145190	SFWMD	SD	Yes
Lee	Pine Island WRF	2022	FLA176460	SFWMD	SD	Yes
Leon	T.P. Smith Water Reclamation Facility	2022	FLA010139	NFWWMD	NWD	No
Levy	Cedar Key WRF	2022	FL0031216	SRWMD	NED	No
Levy	Chiefland WWTF	2022	FLA011648	SRWMD	NED	Yes
Liberty	Liberty Correctional Institution WWTP	2022	FLA010179	NFWWMD	NWD	No
Liberty	Bristol WWTF	2022	FLA284602	NFWWMD	NWD	No
Manatee	Manatee County Master Reuse System	2022	FL0474029	SWFWMD	SWD	Yes
Manatee	Braden River Utility	2022	FL0824381	SWFWMD	SWD	Yes
Marion	City of Belleview	2022	FLA010678	SJRWMD	CD	Yes
Marion	Ocala WRF #2	2022	FLA010680	SJRWMD	CD	Yes
Marion	MCUD Stonecrest WWTF	2022	FLA010741	SJRWMD	CD	Yes
Marion	On Top of The World South WWTF	2022	FLA012683	SWFWMD	CD	No

Florida Department of Environmental Protection  
2022 Reuse Inventory | November 2023

County	Reuse System Name	Report Year	Facility ID	Water Management District	DEP District Office	WRCA
Marion	Rainbow Springs Fifth Replat WWTF	2022	FLA012693	SWFWMD	CD	No
Marion	MCUD/Oak Run	2022	FLA012697	SWFWMD	CD	No
Marion	City of Dunnellon WWTF	2022	FLA126594	SWFWMD	CD	No
Marion	Ocala WRF #3	2022	FLA190268	SWFWMD	CD	No
Marion	Marion County – Northwest Regional WWTF	2022	FLA272060	SWFWMD	CD	No
Marion	MCUD/Silver Springs Shores WRF	2022	FLA296651	SJRWMD	CD	Yes
Marion	Juliette Falls WWTF	2022	FLA490415	SWFWMD	CD	No
Martin	Martin County Tropical Farms WWTF	2022	FL0043214	SFWMD	SED	Yes
Martin	Martin Correctional Institute	2022	FLA013881	SFWMD	SED	Yes
Martin	Sailfish Point WWTF	2022	FLA017466	SFWMD	SED	Yes
Martin	City of Stuart	2022	FLA041459	SFWMD	SED	Yes
Martin	Martin County Utilities North WWTF	2022	FLA043192	SFWMD	SED	Yes
Miami-Dade	MDWASA Central District WWTF	2022	FL0024805	SFWMD	SED	Yes
Miami-Dade	MDWASD North District WWTP	2022	FL0032182	SFWMD	SED	Yes
Miami-Dade	City of Homestead	2022	FLA013609	SFWMD	SED	Yes
Miami-Dade	MDWASA South District WWTF	2022	FLA042137	SFWMD	SED	Yes
Monroe	Duck Key Wastewater Cooperative	2022	FLA014772	SFWMD	SD	No
Monroe	North Key Largo WWTP	2022	FLA015009	SFWMD	SD	Yes
Monroe	City of Marathon Area 5 Little Venice WWTP	2022	FLA187364	SFWMD	SD	Yes
Monroe	City of Marathon Area 4 WWTP	2022	FLA550973	SFWMD	SD	Yes

Florida Department of Environmental Protection  
 2022 Reuse Inventory | November 2023

County	Reuse System Name	Report Year	Facility ID	Water Management District	DEP District Office	WRCA
Monroe	Big Coppitt WWTP	2022	FLA567591	SFWMD	SD	Yes
Monroe	City of Marathon Area 3 WWTP	2022	FLA642851	SFWMD	SD	Yes
Monroe	City of Marathon Area 7 WWTP	2022	FLA705250	SFWMD	SD	Yes
Nassau	Hilliard WWTF	2022	FL0043079	SJRWMD	NED	Yes
Nassau	Nassau Regional WWTF	2022	FL0116793	SJRWMD	NED	Yes
Nassau	Nassau Amelia Utilities WWTF	2022	FLA011688	SJRWMD	NED	Yes
Okaloosa	Hurlburt Field AWTP	2022	FL0003174	NFWWMD	NWD	No
Okaloosa	Jerry D. Mitchem WRF at Bob Sikes Industrial Park	2022	FLA010181	NFWWMD	NWD	No
Okaloosa	Russell F.W. Stephenson WWTF	2022	FLA010182	NFWWMD	NWD	Yes
Okaloosa	Mary Esther WWTP	2022	FLA010191	NFWWMD	NWD	Yes
Okaloosa	Crestview WWTP	2022	FLA010193	NFWWMD	NWD	No
Okaloosa	George F. French Water Reclamation Facility	2022	FLA010194	NFWWMD	NWD	Yes
Okaloosa	Okaloosa Correctional Institution WWTF	2022	FLA010202	NFWWMD	NWD	Yes
Okaloosa	Arbennie Pritchett Water Reclamation Facility	2022	FLA485942	NFWWMD	NWD	No
Okeechobee	Okeechobee Correctional WWTF	2022	FLA013940	SFWMD	SED	Yes
Orange	Winter Garden WWTF	2022	FL0020109	SJRWMD	CD	Yes
Orange	Orlando – Conserv II WRF	2022	FLA010814	SFWMD	CD	Yes
Orange	Ocoee WWTF	2022	FLA010815	SJRWMD	CD	Yes
Orange	Orlando/Conserv I WWTF	2022	FLA010816	SFWMD	CD	Yes
Orange	Apopka WRF - Project Arrow	2022	FLA010818	SJRWMD	CD	Yes

Florida Department of Environmental Protection  
2022 Reuse Inventory | November 2023

County	Reuse System Name	Report Year	Facility ID	Water Management District	DEP District Office	WRCA
Orange	Winter Park Estates WWTF	2022	FLA010819	SJRWMD	CD	Yes
Orange	Fairways Country Club WWTF	2022	FLA010823	SJRWMD	CD	Yes
Orange	Gulfstream Harbor WWTF	2022	FLA010835	SJRWMD	CD	Yes
Orange	Rock Springs MHP WWTF	2022	FLA010871	SJRWMD	CD	Yes
Orange	Wedgfield WWTF	2022	FLA010900	SJRWMD	CD	Yes
Orange	Reedy Creek Improvement District	2022	FLA108219	SFWMD	CD	Yes
Osceola	TWA - Sandhill Road WWTF	2022	FLA010958	SFWMD	CD	Yes
Osceola	TWA/Parkway WWTF	2022	FLA010960	SFWMD	CD	Yes
Osceola	St. Cloud Southside WRF	2022	FLA010962	SFWMD	CD	Yes
Osceola	TWA/Camelot S/D WWTF	2022	FLA010983	SFWMD	CD	Yes
Osceola	Southport Park	2022	FLA011029	SJRWMD	CD	Yes
Osceola	TWA/Cypress West	2022	FLA109843	SJRWMD	CD	Yes
Osceola	TWA – Harmony Community Dev. District WWTF	2022	FLA267872	SFWMD	CD	Yes
Palm Beach	City of Boca Raton – WWTP	2022	FL0026344	SFWMD	SED	Yes
Palm Beach	Loxahatchee Env. Control Dist. WWTP	2022	FL0034649	SFWMD	SED	Yes
Palm Beach	South Central Regional WWTP	2022	FL0035980	SFWMD	SED	Yes
Palm Beach	Seacoast Utilities Authority PGA Regional WWTF	2022	FL0038768	SFWMD	SED	Yes
Palm Beach	Palm Beach County Southern Region Water Reclamation Facility	2022	FL0041424	SFWMD	SED	Yes
Palm Beach	Central Region Reclaimed Water facility	2022	FL0471275	SFWMD	SED	Yes
Palm Beach	Okeelanta Corporation	2022	FLA013706	SFWMD	SED	Yes

Florida Department of Environmental Protection  
 2022 Reuse Inventory | November 2023

County	Reuse System Name	Report Year	Facility ID	Water Management District	DEP District Office	WRCA
Palm Beach	Western Region WWTF	2022	FLA027740	SFWMD	SED	Yes
Palm Beach	Village of Wellington WWTP	2022	FLA042595	SFWMD	SED	Yes
Palm Beach	Western Region North WWTP	2022	FLA136778	SFWMD	SED	Yes
Pasco	City of New Port Richey WWTF	2022	FL0127434	SWFWMD	SWD	Yes
Pasco	Jasmine Lakes WWTF	2022	FLA012768	SWFWMD	SWD	Yes
Pasco	Palm Terrace Gardens	2022	FLA012773	SWFWMD	SWD	Yes
Pasco	Forest Lake Estates WWTP	2022	FLA012801	SWFWMD	SWD	Yes
Pasco	Pasco County Master Reuse System	2022	FLA127272	SWFWMD	SWD	Yes
Pinellas	City of Dunedin Mainland	2022	FL0021326	SWFWMD	SWD	Yes
Pinellas	City of Largo	2022	FL0026603	SWFWMD	SWD	Yes
Pinellas	City of Oldsmar	2022	FL0027651	SWFWMD	SWD	Yes
Pinellas	City of Tarpon Springs	2022	FL0030406	SWFWMD	SWD	Yes
Pinellas	Mid-County WWTP	2022	FL0034789	SWFWMD	SWD	Yes
Pinellas	South Cross Bayou WRF	2022	FL0040436	SWFWMD	SWD	Yes
Pinellas	City of Clearwater Master Reuse System	2022	FL0186261	SWFWMD	SWD	Yes
Pinellas	St. Petersburg Master Urban Reuse System	2022	FLA012881	SWFWMD	SWD	Yes
Pinellas	On Top of The World WWTP	2022	FLA012905	SWFWMD	SWD	Yes
Polk	Auburndale Allred WWTP	2022	FL0021466	SWFWMD	SWD	Yes
Polk	City of Winter Haven – WWTP#3	2022	FL0036048	SWFWMD	SWD	Yes
Polk	City of Lakeland Glendale WRF	2022	FL0039772	SWFWMD	SWD	Yes

Florida Department of Environmental Protection  
 2022 Reuse Inventory | November 2023

County	Reuse System Name	Report Year	Facility ID	Water Management District	DEP District Office	WRCA
Polk	Northeast Regional WWTF	2022	FL0A00002	SWFWMD	SWD	Yes
Polk	Outdoor Resorts at Orlando WWTF	2022	FLA011047	SWFWMD	SWD	Yes
Polk	Sun Ray WWTP	2022	FLA012949	SWFWMD	SWD	Yes
Polk	Southwest Regional WWTP	2022	FLA012954	SWFWMD	SWD	Yes
Polk	Waverly WWTF	2022	FLA012968	SWFWMD	SWD	Yes
Polk	City of Lake Alfred	2022	FLA012975	SWFWMD	SWD	Yes
Polk	City of Bartow WRF	2022	FLA012976	SWFWMD	SWD	Yes
Polk	Grenelefe Resort Center	2022	FLA013016	SWFWMD	SWD	Yes
Polk	Sweetwater Golf & Tennis Club WWTP	2022	FLA013082	SWFWMD	SWD	Yes
Polk	Swiss Golf Club	2022	FLA013103	SWFWMD	SWD	Yes
Polk	Cypress Lakes WWTP	2022	FLA013123	SWFWMD	SWD	Yes
Polk	Polk Correctional Institution	2022	FLA013360	SWFWMD	SWD	Yes
Polk	City of Auburndale Regional WWTF	2022	FLA016559	SWFWMD	SWD	Yes
Polk	City of Winter Haven – WWTP #2	2022	FLA129747	SWFWMD	SWD	Yes
Polk	City of Lake Wales – WWTP	2022	FLA129844	SWFWMD	SWD	Yes
Polk	Northwest Regional WWTF	2022	FLA178667	SWFWMD	SWD	Yes
Polk	City of Davenport WWTF	2022	FLA377392	SWFWMD	SWD	Yes
Polk	Cardinal Hill WWTF	2022	FLA489093	SWFWMD	SWD	Yes
Putnam	Bass Capital Mobile Home Park WWTF	2022	FLA011709	SJRWMD	NED	Yes
Putnam	Economy Inn Motel WWTF – Palatka	2022	FLA011713	SJRWMD	NED	Yes

Florida Department of Environmental Protection  
2022 Reuse Inventory | November 2023

County	Reuse System Name	Report Year	Facility ID	Water Management District	DEP District Office	WRCA
Putnam	East Putnam County Regional WWTF	2022	FLA667757	SJRWMD	NED	Yes
Santa Rosa	Milton WWTF	2022	FL0021903	NFWWMD	NWD	No
Santa Rosa	Navarre Beach WWTP	2022	FL0023981	NFWWMD	NWD	No
Santa Rosa	Pace Water System WWTP	2022	FL0102202	NFWWMD	NWD	No
Santa Rosa	Holley-Navarre Wastewater Treatment Facility	2022	FLA010211	NFWWMD	NWD	Yes
Santa Rosa	Sundial Utilities WWTP	2022	FLA016779	NFWWMD	NWD	No
Sarasota	Venice Eastside WWTP	2022	FL0041441	SWFWMD	SD	Yes
Sarasota	City of North Port of WWTP	2022	FLA013378	SWFWMD	SD	Yes
Sarasota	Sarasota County South Master Reuse System	2022	FLA176303	SWFWMD	SD	Yes
Sarasota	Southwest WRF	2022	FLA984841	SWFWMD	SD	Yes
Seminole	Sanford/North WWTF	2022	FL0020141	SJRWMD	CD	Yes
Seminole	Altamonte Springs Regional WRF	2022	FL0033251	SJRWMD	CD	Yes
Seminole	Wekiva Hunt Club WRF	2022	FL0036251	SJRWMD	CD	Yes
Seminole	Casselberry WRF	2022	FLA011066	SJRWMD	CD	Yes
Seminole	Chuluota WWTF	2022	FLA011076	SJRWMD	CD	Yes
Seminole	Palm Valley MHP WWTF	2022	FLA011085	SJRWMD	CD	Yes
Seminole	SCES/Greenwood Lakes WRF	2022	FLA011086	SJRWMD	CD	Yes
Seminole	SCES - Northwest Regional	2022	FLA042625	SJRWMD	CD	Yes
St. Johns	St. Augustine WWTF No. 1	2022	FL0021938	SJRWMD	NED	Yes
St. Johns	Anastasia Island WWTF	2022	FL0038831	SJRWMD	NED	Yes



Florida Department of Environmental Protection  
2022 Reuse Inventory | November 2023

County	Reuse System Name	Report Year	Facility ID	Water Management District	DEP District Office	WRCA
St. Johns	Julington Creek WRF	2022	FL0043591	SJRWMD	NED	Yes
St. Johns	Players Club South WWTF	2022	FL0044245	SJRWMD	NED	Yes
St. Johns	Marsh Landing WWTF	2022	FL0044253	SJRWMD	NED	Yes
St. Johns	State Road 207 WWTF	2022	FL0117471	SJRWMD	NED	Yes
St. Johns	Ponte Vedra WRF	2022	FL0117951	SJRWMD	NED	Yes
St. Johns	Blacks Ford WRF	2022	FL0174441	SJRWMD	NED	Yes
St. Johns	Northwest Wastewater Treatment Plant	2022	FL0670651	SJRWMD	NED	Yes
St. Johns	North Beach Utilities WWTF	2022	FLA011765	SJRWMD	NED	No
St. Johns	Ponce De Leon WWTF	2022	FLA011773	SJRWMD	NED	Yes
St. Lucie	Fort Pierce Utility Authority – WWTF	2022	FL0027278	SFWMD	SED	Yes
St. Lucie	SLCUD South Hutchinson Island Water Reclamation Facility	2022	FL0139475	SFWMD	SED	Yes
St. Lucie	St. Lucie County Utilities Holiday Pines WWTF	2022	FLA013969	SFWMD	SED	Yes
St. Lucie	Island Dunes Country Club WWTF	2022	FLA013980	SFWMD	SED	Yes
St. Lucie	Meadowood Community Association, Inc. WWTF	2022	FLA013982	SFWMD	SED	Yes
St. Lucie	Harbour Ridge Wastewater Treatment Facility	2022	FLA013986	SFWMD	SED	Yes
St. Lucie	St. Lucie West Services District	2022	FLA013993	SFWMD	SED	Yes
St. Lucie	Port St. Lucie Utility Westport WWTF	2022	FLA139653	SFWMD	SED	Yes
Sumter	Sumter Correctional Institution WWTF	2022	FLA013558	SWFWMD	CD	No
Sumter	Little Sumter Utility Co. WWTF	2022	FLA017133	SWFWMD	CD	No
Sumter	City of Bushnell – David Hanson WWTF	2022	FLA188697	SWFWMD	CD	No

Florida Department of Environmental Protection  
 2022 Reuse Inventory | November 2023

County	Reuse System Name	Report Year	Facility ID	Water Management District	DEP District Office	WRCA
Sumter	North Sumter Utility Company WWTF	2022	FLA281581	SWFWMD	CD	No
Sumter	Central Sumter Utility Company WWTF	2022	FLA499951	SWFWMD	CD	No
Sumter	North Sumter Utility Company Master Reuse System	2022	FLA516708	SWFWMD	CD	No
Sumter	South Sumter Utility Company Master Reuse	2022	FLAB03270	SWFWMD	CD	No
Suwannee	Live Oak WWTF	2022	FLA011805	SRWMD	NED	Yes
Suwannee	Advent Christian Village WWTF	2022	FLA011819	SRWMD	NED	Yes
Union	City of Lake Butler WWTF	2022	FLA118338	SRWMD	NED	Yes
Volusia	Deland/Wiley M. Nash Water Reclamation Facility	2022	FL0020303	SJRWMD	CD	Yes
Volusia	Ormond Beach WWTF	2022	FL0020532	SJRWMD	CD	Yes
Volusia	Port Orange WWTF	2022	FL0020559	SJRWMD	CD	Yes
Volusia	City of Edgewater	2022	FL0021431	SJRWMD	CD	Yes
Volusia	Holly Hill, WRF	2022	FL0027677	SJRWMD	CD	Yes
Volusia	Daytona Beach Westside Regional WRF	2022	FL0111392	SJRWMD	CD	Yes
Volusia	New Smyrna Beach Water Reclamation Facility	2022	FL0172090	SJRWMD	CD	Yes
Volusia	Samsula Academy WWTF	2022	FLA011113	SJRWMD	CD	Yes
Volusia	VC/Southwest WWTF-2	2022	FLA011121	SJRWMD	CD	Yes
Volusia	VC/Southwest Regional WWTF-1	2022	FLA011128	SJRWMD	CD	Yes
Volusia	VC/ Halifax Plantation WWTF-8	2022	FLA011131	SJRWMD	CD	Yes
Volusia	Windemere Shores Condo	2022	FLA011151	SJRWMD	CD	Yes
Volusia	Cypress Point WWTF (Golf & RV Campgd.)	2022	FLA011154	SJRWMD	CD	Yes

Florida Department of Environmental Protection  
2022 Reuse Inventory | November 2023

County	Reuse System Name	Report Year	Facility ID	Water Management District	DEP District Office	WRCA
Volusia	Van Lee Condominiums WWTF	2022	FLA011156	SJRWMD	CD	Yes
Volusia	Applegate Estates MHP WWTF	2022	FLA011159	SJRWMD	CD	Yes
Volusia	Ocean House Condominium WWTF	2022	FLA011162	SJRWMD	CD	Yes
Volusia	Villages of Pine Run	2022	FLA011169	SJRWMD	CD	Yes
Volusia	Sugar Mill Ruins Travel Park WWTF	2022	FLA011173	SJRWMD	CD	Yes
Volusia	Tymber Creek WWTF	2022	FLA011193	SJRWMD	CD	Yes
Volusia	Arlington Square Apartments WWTF	2022	FLA011197	SJRWMD	CD	Yes
Volusia	Lakeview Terrace MHP	2022	FLA011198	SJRWMD	CD	Yes
Volusia	Lake Helen Mobile Home Villas	2022	FLA011199	SJRWMD	CD	Yes
Volusia	Quality Inn WWTF	2022	FLA011203	SJRWMD	CD	Yes
Volusia	Meadowlea Estates WWTF	2022	FLA011208	SJRWMD	CD	Yes
Volusia	El Dorado Estates WWTF	2022	FLA011209	SJRWMD	CD	Yes
Volusia	Sunny Sands Resort	2022	FLA011212	SJRWMD	CD	Yes
Volusia	Orangewood Mobile Home Park	2022	FLA011217	SJRWMD	CD	Yes
Volusia	Days Inn of Orange City WWTF	2022	FLA011220	SJRWMD	CD	Yes
Volusia	Kove Estates	2022	FLA011235	SJRWMD	CD	Yes
Volusia	Emerald Palms WWTF	2022	FLA011236	SJRWMD	CD	Yes
Volusia	Encore Daytona North WWTF	2022	FLA011239	SJRWMD	CD	Yes
Volusia	Regency Plaza Condominium	2022	FLA011259	SJRWMD	CD	Yes
Volusia	St. Johns River Club Condominium WWTF	2022	FLA011263	SJRWMD	CD	Yes

Florida Department of Environmental Protection  
 2022 Reuse Inventory | November 2023

County	Reuse System Name	Report Year	Facility ID	Water Management District	DEP District Office	WRCA
Volusia	Hontoon Island State Park	2022	FLA011276	SJRWMD	CD	Yes
Volusia	VC/Southeast WWTF-7	2022	FLA017413	SJRWMD	CD	Yes
Volusia	Deltona Lakes	2022	FLA111724	SJRWMD	CD	Yes
Wakulla	Wakulla County – Otter Creek WWTP	2022	FLA010225	NFWWMD	NWD	No
Wakulla	Winco Utilities, Inc. WWTP	2022	FLA016544	NFWWMD	NWD	No
Wakulla	St. Marks WWTF	2022	FLA102318	NFWWMD	NWD	No
Walton	South Walton Utility Company WWTP	2022	FL0102482	NFWWMD	NWD	Yes
Walton	Walton Correctional Institution WWTP	2022	FLA010254	NFWWMD	NWD	No
Walton	City of Defuniak Springs – WWTP	2022	FLA102440	NFWWMD	NWD	No
Walton	Walton County Commerce Park at Mossy Head WWTF	2022	FLA689637	NFWWMD	NWD	No
Washington	Chipley WWTP	2022	FLA027570	NFWWMD	NWD	No
Washington	City of Vernon – WWTF	2022	FLA102563	NFWWMD	NWD	No

## Appendix B. Domestic Wastewater Treatment Facilities That Reported Providing Reuse

County	Reuse System Name	WWTP Name	Facility ID	Disinfection Level	WWTP Capacity (mgd)	WWTP Flow (mgd)
Alachua	GRU – Main Street WRF	GRU – Main Street WRF	FL0027251	BA	7.5	6.15
Alachua	Kanapaha WRF	Kanapaha WRF	FL0112895	HI	14.9	11.16
Alachua	City of Alachua AWRF	City of Alachua AWRF	FLA011290	HI	1.5	0.72
Alachua	Hawthorne WWTF	Hawthorne WWTF	FLA011291	BA	0.2	0.089
Alachua	University of Florida WWTF (FDOE)	University of Florida WWTF (FDOE)	FLA011322	HI	3	1.77
Alachua	High Springs WWTF	High Springs WWTF	FLA286095	BA	0.3	0.216
Baker	Baker Correctional Institution WWTF	Baker Correctional Institution WWTF	FLA011332	HI	0.32	0.107
Bay	Panama City Beach WWTP #1	Panama City Beach WWTP #1	FL0021512	HI	14	7.9851
Bay	Military Point Regional AWT Facility	Military Point Regional AWT Facility	FL0167959	IM	7	4.1
Bay	North Bay WWTF	North Bay WWTF	FLA428523	BA	0.5	0.118
Bradford	Florida State Prison WWTF	Florida State Prison WWTF	FLA113450	BA	1.58	0.84
Brevard	Cape Canaveral WRF	Cape Canaveral WRF	FL0020541	HI	1.8	0.898
Brevard	Cocoa Beach WRF	Cape Canaveral WRF	FL0020541	HI	1.8	0.002
Brevard	Cocoa Beach WRF	Cocoa Beach WRF	FL0021105	HI	6	3.156
Brevard	Cocoa Water Reclamation Facility	Cocoa Water Reclamation Facility	FL0021521	HI	4.5	1.9483
Brevard	City of Rockledge	City of Rockledge	FL0021571	HB	4.5	2.18
Brevard	BCUD/South Beaches	BCUD/South Beaches	FL0040622	HI	8	6.12
Brevard	Melbourne/Grant Street	Melbourne/Grant Street	FL0041122	HB	5.5	3.41
Brevard	BCUD/South Central Regional	BCUD/South Central Regional	FL0102679	HB	12	4.74

Florida Department of Environmental Protection  
2022 Reuse Inventory | November 2023

County	Reuse System Name	WWTP Name	Facility ID	Disinfection Level	WWTP Capacity (mgd)	WWTP Flow (mgd)
Brevard	Cape Canaveral Air Force Station Regional WWTF	Cape Canaveral Air Force Station Regional WWTF	FL0102920	BA	0.8	0.433
Brevard	Titusville Blue Heron WRF	Titusville North – Osprey	FL0103268	HI	2.75	1.621
Brevard	Titusville Blue Heron WRF	Titusville Blue Heron WRF	FL0103349	HI	4	2.398
Brevard	Melbourne/DB Lee WWTP	Melbourne/DB Lee WWTP	FLA010323	HB	7	4.3
Brevard	West Melbourne/Ray Bullard	West Melbourne/Ray Bullard	FLA010332	HI	3	2
Brevard	Pinewood Village MHP	Pinewood Village MHP	FLA010342	BA	0.015	0.01
Brevard	Palm Bay #1 WRF	Palm Bay #1 WRF	FLA103357	HI	2.3	0.675
Broward	Hollywood Southern Regional WWTF	Hollywood Southern Regional WWTF	FL0026255	BA	55.5	31.89
Broward	Broward Co North Regional WWTP	Broward Co North Regional WWTP	FL0031771	HB	95	70
Broward	Hollywood Southern Regional WWTF	City of Cooper City WWTP	FL0040398	HI	3.44	2.69
Broward	Hollywood Southern Regional WWTF	Town of Davie WWTP	FL0040541	HI	4.85	2.16
Broward	Sunrise Southwest WWTP	Sunrise Southwest WWTP	FLA013580	BA	0.99	0.287
Broward	Pompano Beach Community Park Reuse City	Pompano Beach Community Park Reuse City	FLA013581	HI	7.5	2.936
Broward	City of Miramar	City of Miramar	FLA017025	HI	12.7	9.757
Broward	Plantation Regional WWTP	Plantation Regional WWTP	FLA040401	HI	18.9	12.874
Broward	Coral Springs Imp Dist. WWTF	Coral Springs Imp Dist. WWTF	FLA041301	BA	7.72	5.47
Broward	Sunrise No. 3 WWTP (Sawgrass)	Sunrise No. 3 WWTP (Sawgrass)	FLA042641	BA	18	13.197
Broward	Sunrise No. 3 WWTP (Sawgrass)	Sunrise No. 3 WWTP (Sawgrass)	FLA042641	HI	2	0.154
Broward	Town of Davie Water Reclamation Facility	Town of Davie Water Reclamation Facility	FLA706736	HI	3.5	1.666
Charlotte	Charlotte County Utilities – Eastport WWTP	Charlotte County Utilities – Eastport WWTP	FL0040291	HI	6	4.805

Florida Department of Environmental Protection  
2022 Reuse Inventory | November 2023

County	Reuse System Name	WWTP Name	Facility ID	Disinfection Level	WWTP Capacity (mgd)	WWTP Flow (mgd)
Charlotte	Charlotte County Utilities – Eastport WWTP	Charlotte County Utilities – Westport WWTP	FLA014048	HI	1.2	0.783
Charlotte	Charlotte County Utilities – Burnt Store WWTP	Charlotte County Utilities – Burnt Store WWTP	FLA014083	HI	0.5	0.321
Charlotte	Charlotte County Utilities – Eastport WWTP	Rotonda WRF	FLA014098	HI	2	1.156
Charlotte	Englewood Water District WRF	Englewood Water District WRF	FLA014126	HI	3	1.621
Charlotte	Charlotte Correctional Institution WWTP	Charlotte Correctional Institution WWTP	FLA014130	HI	0.25	0.18
Charlotte	City of Punta Gorda WWTP	City of Punta Gorda WWTP	FLA118371	HI	4	2.546
Citrus	Brentwood Regional WWTF	Brentwood Regional WWTF	FLA011844	BA	0.5	0.415
Citrus	Meadowcrest WWTF	Meadowcrest WWTF	FLA011845	HI	2	0.839
Citrus	City of Inverness WWTF	City of Inverness WWTF	FLA011847	HI	1.5	0.518
Citrus	City of Crystal River WWTF	City of Crystal River WWTF	FLA011848	BA	2.5	0.877
Citrus	Beverly Hills WWTF	Beverly Hills WWTF	FLA011869	BA	0.575	0.464
Citrus	Point O Woods	Point O Woods	FLA011893	HI	0.036	0.022
Citrus	Southwest Regional Water R.F. FKA Sugarmill Woods WWTF	Southwest Regional Water R.F. FKA Sugarmill Woods WWTF	FLA011903	BA	1.5	0.71
Clay	Green Cove Springs – Harbor Road WWTF	Green Cove Springs – Harbor Road WWTF	FL0020915	HI	0.75	0.474
Clay	Orange Park WWTF	Orange Park WWTF	FL0023922	BA	2.5	0.872
Clay	Spencer's Crossing WWTF	Orange Park WWTF	FL0023922	BA	2.5	0.856
Clay	Spencer's Crossing WWTF	Miller Street WWTF	FL0025151	HI	4.99	1.395
Clay	Spencer's Crossing WWTF	Ridaught Landing WWTF	FL0039721	HI	2.37	1.344
Clay	Spencer's Crossing WWTF	Fleming Island Regional WWTF	FL0043834	HI	4	2.227
Clay	Spencer's Crossing WWTF	Spencer	FL0173371	HI	4	1.642

Florida Department of Environmental Protection  
2022 Reuse Inventory | November 2023

County	Reuse System Name	WWTP Name	Facility ID	Disinfection Level	WWTP Capacity (mgd)	WWTP Flow (mgd)
Clay	Spencer's Crossing WWTF	Mid-Clay Regional WWTF	FLA011377	HI	1.5	0.929
Clay	Peter's Creek (fka Green Cove West) WWTF	Peter	FLA327841	BA	0.2	0.096
Collier	City of Naples Water Reclamation Facility	City of Naples Water Reclamation Facility	FL0026271	HI	10	4.355
Collier	Collier County South County WRF	Collier County South County WRF	FL0141356	HI	16	10.231
Collier	Collier County South County WRF	Collier County North County WRF	FL0141399	HI	24.1	10.525
Collier	Immokalee WWTP	Immokalee WWTP	FLA014132	BA	4	2.04
Collier	NE Utilities WWTP	NE Utilities WWTP	FLA014165	BA	0.75	0.351
Collier	Marco Island Utilities WWTP	Marco Island Utilities WWTP	FLA014167	HI	4.92	2.32
Collier	Everglades City WWTF	Everglades City WWTF	FLA027618	BA	0.16	0.078
Collier	Port of The Islands – WRF	Port of The Islands – WRF	FLA141704	BA	0.2	0.1
Collier	Golden Gate WWTP	Golden Gate WWTP	FLA142140	HB	1.5	1.113
Collier	Ave Maria WWTP	Ave Maria WWTP	FLA376400	HI	0.9	0.524
Desoto	William Tyson WWTP	William Tyson WWTP	FL0027511	HI	2	0.949
Desoto	Desoto County Regional WWTF	Desoto County Regional WWTF	FLA530808	BA	0.75	0.53
Dixie	Cross City WWTF	Cross City WWTF	FLA114201	BA	0.64	0.576
Duval	USN NAS Jacksonville WWTF	USN NAS Jacksonville WWTF	FL0000957	HI	2.3	0.529
Duval	Jacksonville Beach WWTF	Jacksonville Beach WWTF	FL0020231	BA	4.5	2.29
Duval	Arlington East WWTF	Mandarin WRF	FL0023493	HI	8.75	6.25
Duval	Mandarin WRF	Mandarin WRF	FL0023493	HI	8.75	6.25
Duval	Buckman WWTF	Buckman WWTF	FL0026000	BA	52.5	27.7



Florida Department of Environmental Protection  
2022 Reuse Inventory | November 2023

County	Reuse System Name	WWTP Name	Facility ID	Disinfection Level	WWTP Capacity (mgd)	WWTP Flow (mgd)
Duval	Arlington East WWTF	Arlington East WWTF	FL0026441	HI	25	20.35
Duval	Mandarin WRF	Arlington East WWTF	FL0026441	HI	25	20.35
Duval	District II WWTF	District II WWTF	FL0026450	BA	10	5.642
Duval	Southwest District WWTF	Southwest District WWTF	FL0026468	BA	14	12.28
Duval	Atlantic Beach WWTF	Atlantic Beach WWTF	FL0038776	HB	3.5	1.93
Duval	Arlington East WWTF	Julington Creek WRF	FL0043591	HI	1	0.88
Duval	Mandarin WRF	Julington Creek WRF	FL0043591	HI	1	0.88
Duval	Arlington East WWTF	Blacks Ford WRF	FL0174441	HI	6	5.41
Duval	Mandarin WRF	Blacks Ford WRF	FL0174441	HI	6	5.41
Escambia	ECUA – Pensacola Beach WRF	ECUA – Pensacola Beach WRF	FL0024007	HI	1.27	0.062
Escambia	ECUA – Pensacola Beach WRF	ECUA – Pensacola Beach WRF	FL0024007	IM	2.4	0.918
Escambia	ECUA – Bayou Marcus Water Reclamation Facility	ECUA – Bayou Marcus Water Reclamation Facility	FL0031801	BA	8.2	6.009
Escambia	ECUA – Central Water Reclamation Facility	ECUA – Central Water Reclamation Facility	FL0559351	HI	22.5	15.006
Flagler	City of Bunnell WWTF	City of Bunnell WWTF	FL0020907	HI	0.6	0.188
Flagler	City of Bunnell WWTF	City of Bunnell WWTF	FL0020907	LL	.3	0.176
Flagler	Palm Coast WWTF	Palm Coast WWTF	FL0116009	HI	6.83	1.498
Flagler	Palm Coast WWTF	Palm Coast WWTF	FL0116009	HI	6.83	6.383
Flagler	Palm Coast WWTF #2	Palm Coast WWTF #2	FL0710008	HI	2	1.028
Flagler	Maritime Estates I WWTF	Maritime Estates I WWTF	FLA011593	BA	0.012	0.002
Flagler	Plantation Bay WWTF	Plantation Bay WWTF	FLA011597	BA	0.475	0.226

Florida Department of Environmental Protection  
2022 Reuse Inventory | November 2023

County	Reuse System Name	WWTP Name	Facility ID	Disinfection Level	WWTP Capacity (mgd)	WWTP Flow (mgd)
Flagler	Matanzas Shores WWTF	Matanzas Shores WWTF	FLA011599	BA	0.322	0.099
Flagler	Bulow Village WWTF	Bulow Village WWTF	FLA011601	BA	0.088	0.048
Flagler	Dunes Community Development District WWTF	Dunes Community Development District WWTF	FLA011602	HI	0.92	.4
Flagler	Maritime Estates II	Maritime Estates II	FLA011604	BA	0.0134	0.002
Flagler	Flagler-By-The-Sea WWTF	Flagler-By-The-Sea WWTF	FLA011611	BA	0.01	0.003
Gadsden	Quincy WWTP	Quincy WWTP	FL0029033	BA	1.5	0.973
Gadsden	Havana WWTF	Havana WWTF	FLA100765	BA	0.4	0.161
Gadsden	City of Gretna – WWTP	City of Gretna – WWTP	FLA100781	HI	0.4	0.257
Gilchrist	Lancaster Correctional Institution WWTF	Lancaster Correctional Institution WWTF	FLA011620	BA	0.25	0.109
Gulf	Gulf Correctional Institution WWTP	Gulf Correctional Institution WWTP	FLA010105	BA	0.35	0.193
Gulf	City of Port St. Joe WWTF	City of Port St. Joe WWTF	FLA020206	HI	1.9	0.82
Hamilton	Jennings WWTF	Jennings WWTF	FLA011623	BA	.175	0.117
Hardee	City of Zolfo Springs WWTF	City of Zolfo Springs WWTF	FLA119903	BA	0.29	0.1
Hardee	City of Zolfo Springs WWTF	City of Zolfo Springs WWTF	FLA119903	BA	0.29	0.109
Hardee	Wauchula Hills WWTP	Wauchula Hills WWTP	FLA290980	BA	0.36	0.149
Hendry	City of Labelle – WWTP #1	City of Labelle – WWTP #1	FLA014283	BA	0.75	0.439
Hendry	Port Labelle WWTP	Port Labelle WWTP	FLA014290	BA	0.499	0.155
Hernando	Ridge Manor Subregional WWTF	Ridge Manor Subregional WWTF	FLA012031	BA	0.75	0.262
Hernando	William S. Smith Water Reclamation Facility	William S. Smith Water Reclamation Facility	FLA012036	BA	1.9	0.969
Hernando	Spring Hill WRF	Spring Hill WRF	FLA012043	HI	2.5	1.184

Florida Department of Environmental Protection  
2022 Reuse Inventory | November 2023

County	Reuse System Name	WWTP Name	Facility ID	Disinfection Level	WWTP Capacity (mgd)	WWTP Flow (mgd)
Hernando	Glen Water Reclamation Facility	Glen Water Reclamation Facility	FLA012069	HI	3	1.503
Hernando	Hernando County Airport WRF	Hernando County Airport WRF	FLA017223	BA	3.5	1.629
Highlands	City of Sebring Cemetery Road WWTP	City of Sebring Cemetery Road WWTP	FLA014311	BA	1.5	1.111
Highlands	City of Avon Park WWTP	City of Avon Park WWTP	FLA014313	BA	1.8	0.921
Highlands	Western Blvd WWTP	Western Blvd WWTP	FLA014328	BA	0.2	0.099
Highlands	Tomoka Heights WWTP AKA Placid Utilities	Tomoka Heights WWTP AKA Placid Utilities	FLA014329	BA	0.2	0.074
Highlands	Sun'N Lake of Sebring Unit 23 WWTP	Sun	FLA014389	BA	0.7	0.401
Highlands	Sun'N Lake of Sebring Unit 4 WWTP	Sun	FLA016268	BA	0.25	0.054
Highlands	North Main Street WWTP	North Main Street WWTP	FLA281484	HI	0.249	0.112
Hillsborough	Plant City WRF	Plant City WRF	FL0026557	HI	10	4.596
Hillsborough	South County Regional AWWTP	South County Regional AWWTP	FL0028061	HI	10	8.72
Hillsborough	South County Regional AWWTP	Falkenburg Road AWTP	FL0040614	HI	12	10.56
Hillsborough	South County Regional AWWTP	Valrico AWWTF	FL0040983	HI	12	7.43
Hillsborough	Northwest Regional WRF	Northwest Regional WRF	FL0041670	HI	30	17.51
Hillsborough	Rice Creek WWTF	Rice Creek WWTF	FL0122076	IM	0.225	0.069
Hillsborough	Northwest Regional WRF	Paradise Lakes Campground	FLA011234	HI	1.7	1.42
Hillsborough	Riverside Club WWTP	Riverside Club WWTP	FLA012169	BA	0.12	0.061
Hillsborough	Country Meadows – Golden Lakes WWTP	Country Meadows – Golden Lakes WWTP	FLA122246	HI	0.21	0.107
Indian River	IRCUD/Central (Gifford) WWTF	IRCUD/West Regional WWTF	FL0041637	HI	6	2.216
Indian River	IRCUD/Central (Gifford) WWTF	IRCUD/Central (Gifford) WWTF	FLA010431	HI	4	2.143

Florida Department of Environmental Protection  
2022 Reuse Inventory | November 2023

County	Reuse System Name	WWTP Name	Facility ID	Disinfection Level	WWTP Capacity (mgd)	WWTP Flow (mgd)
Indian River	IRCUD/Central (Gifford) WWTF	IRCUD/South Regional WWTF	FLA010435	HI	2	0.816
Indian River	IRCUD/Central (Gifford) WWTF	IRCDUS/Blue Cypress	FLA010439	HI	0.017	0.001
Indian River	City of Vero Beach	City of Vero Beach	FLA021661	HI	4.5	3.24
Jackson	Town of Sneads – WWTF	Town of Sneads – WWTF	FLA010115	BA	0.733	0.442
Jackson	Jackson Correctional Institution WWTP	Jackson Correctional Institution WWTP	FLA010127	BA	0.275	0.1047
Jackson	City of Marianna WWTP	City of Marianna WWTP	FLA101141	BA	4	1.422
Jackson	Cottdale WWTP	Cottdale WWTP	FLA101168	BA	0.25	0.0996
Jackson	Town of Grand Ridge WWTF	Town of Grand Ridge WWTF	FLA546429	BA	0.205	0.042
Jefferson	City of Monticello – WWTP	City of Monticello – WWTP	FL0027839	BA	0.8	0.306
Lake	Eustis Bates Avenue WWTF	Eustis Bates Avenue WWTF	FLA010507	HI	2.4	1.389
Lake	Tavares/Woodlea Road WWTF	Tavares/Woodlea Road WWTF	FLA010509	HI	3	1.529
Lake	Tavares/Woodlea Road WWTF	Tavares/Woodlea Road WWTF	FLA010509	HI	3	1.573
Lake	Clermont – East	Clermont – East	FLA010515	HI	4	3.191
Lake	Clerbrook RV Resorts	Clerbrook RV Resorts	FLA010538	BA	0.12	0.038
Lake	Villages WWTF	Villages WWTF	FLA010555	HI	1.64	0.891
Lake	Pennbrooke Fairways	Pennbrooke Fairways	FLA010570	HI	0.18	0.068
Lake	Lake Groves WWTF	Lake Groves WWTF	FLA010630	HI	0.999	0.752
Lake	Southlake Utilities WWTF	Southlake Utilities WWTF	FLA010634	BA	1.15	0.901
Lake	Mid Florida Lakes WWTF	Mid Florida Lakes WWTF	FLA010657	BA	0.18	0.124
Lake	Lake Correctional Institution	Lake Correctional Institution	FLA010660	BA	0.18	0.075

Florida Department of Environmental Protection  
2022 Reuse Inventory | November 2023

County	Reuse System Name	WWTP Name	Facility ID	Disinfection Level	WWTP Capacity (mgd)	WWTP Flow (mgd)
Lake	Leesburg/Canal St. WWTF	Leesburg/Canal St. WWTF	FLA105066	HI	3	2.1
Lake	Leesburg/Canal St. WWTF	Leesburg/Canal St. WWTF	FLA105066	HI	3.5	2.1
Lake	Leesburg/Canal St. WWTF	Leesburg/Turnpike WWTF	FLA105147	HI	4.5	1.9
Lake	St. Johns River Utility WWTF (FKA Astor/Astor Park)	St Johns. River Utility WWTF (FKA Astor/Astor Park)	FLA187496	BA	0.3	0.143
Lake	Eustis Bates Avenue WWTF	Eustis - Eastern WWTF	FLA295965	HI	1	0.195
Lake	Pine Island	Pine Island	FLA297631	HI	0.225	0.031
Lee	Fort Myers Central AWWTF	Fort Myers Central AWWTF	FL0021261	HI	11	7.38
Lee	Everest Parkway WRF	Everest Parkway WRF	FL0030007	HI	13.4	8.29
Lee	Fort Myers Beach WRF	Lee County Utilities - Fiesta Village	FL0039829	HI	5	1.21
Lee	Lee County Utilities – Fiesta Village	Lee County Utilities – Fiesta Village	FL0039829	HI	5	3.177
Lee	Bonita Springs Utilities East WRF	Bonita Springs Utilities East WRF	FLA012343	HI	4	2.384
Lee	Bonita Springs Water Reclamation (West)	Bonita Springs Utilities East WRF	FLA012343	HI	4	2.931
Lee	Donax Water Reclamation Facility	Donax Water Reclamation Facility	FLA014430	HI	2.375	1.154
Lee	Bonita Springs Utilities East WRF	Bonita Springs Water Reclamation (West)	FLA014443	HI	7	2.637
Lee	Bonita Springs Water Reclamation (West)	Bonita Springs Water Reclamation (West)	FLA014443	HI	7	1.862
Lee	Forest Utilities WWTP	Forest Utilities WWTP	FLA014478	HI	0.8	0.482
Lee	Eagle Ridge WWTP	Eagle Ridge WWTP	FLA014498	HI	.318	0.193
Lee	Cross Creek WWTF	Cross Creek WWTF	FLA014505	HI	0.249	0.132
Lee	Gateway Water Reclamation Facility	Gateway Water Reclamation Facility	FLA014542	HI	3	1.4861
Lee	Everest Parkway WRF	Del Prado WWTF	FLA014548	HI	4.25	2.69

Florida Department of Environmental Protection  
2022 Reuse Inventory | November 2023

County	Reuse System Name	WWTP Name	Facility ID	Disinfection Level	WWTP Capacity (mgd)	WWTP Flow (mgd)
Lee	Gasparilla Island Water Domestic DIW	Gasparilla Island Water Domestic DIW	FLA014641	HI	0.705	0.427
Lee	Fort Myers Beach WRF	Fort Myers Beach WRF	FLA144215	HI	6	3.506
Lee	Three Oaks WWTF	Three Oaks WWTF	FLA145190	HI	6	4.243
Lee	Pine Island WRF	Pine Island WRF	FLA176460	HI	0.383	0.156
Lee	Everest Parkway WRF	Southwest WRF	FLA455458	HI	15.1	6.72
Leon	T.P. Smith Water Reclamation Facility	T.P. Smith Water Reclamation Facility	FLA010139	HI	26.5	20.0058
Levy	Cedar Key WRF	Cedar Key WRF	FL0031216	HI	0.116	0.096
Levy	Chiefland WWTF	Chiefland WWTF	FLA011648	BA	0.475	0.374
Liberty	Liberty Correctional Institution WWTP	Liberty Correctional Institution WWTP	FLA010179	BA	0.28	0.192
Liberty	Bristol WWTF	Bristol WWTF	FLA284602	LL	0.25	0.149
Marion	City of Belleview	City of Belleview	FLA010678	HI	0.76	0.394
Marion	Ocala WRF #2	Ocala WRF #2	FLA010680	HB	6.6	3.935
Marion	MCUD Stonecrest WWTF	MCUD Stonecrest WWTF	FLA010741	BA	1	0.239
Marion	On Top of The World South WWTF	On Top of The World South WWTF	FLA012683	HI	1.25	0.755
Marion	Rainbow Springs Fifth Replat WWTF	Rainbow Springs Fifth Replat WWTF	FLA012693	BA	0.23	0.137
Marion	MCUD/Oak Run	MCUD/Oak Run	FLA012697	HB	1.6	0.968
Marion	City of Dunnellon WWTF	City of Dunnellon WWTF	FLA126594	BA	0.49	0.177
Marion	Ocala WRF #3	Ocala WRF #3	FLA190268	HI	4.43	2.331
Marion	Marion County – Northwest Regional WWTF	Marion County – Northwest Regional WWTF	FLA272060	HB	0.8	0.212
Marion	MCUD/Silver Springs Shores WRF	MCUD/Silver Springs Shores WRF	FLA296651	HB	2	1.213

Florida Department of Environmental Protection  
2022 Reuse Inventory | November 2023

County	Reuse System Name	WWTP Name	Facility ID	Disinfection Level	WWTP Capacity (mgd)	WWTP Flow (mgd)
Marion	Juliette Falls WWTF	Juliette Falls WWTF	FLA490415	BA	0.026	0
Martin	Martin County Tropical Farms WWTF	Martin County Tropical Farms WWTF	FL0043214	HI	5.9	3.125
Martin	Martin Correctional Institute	Martin Correctional Institute	FLA013881	HI	0.37	0.282
Martin	Sailfish Point WWTF	Sailfish Point WWTF	FLA017466	HI	0.25	0.0831
Martin	City of Stuart	City of Stuart	FLA041459	HI	4	1.639
Martin	Martin County Utilities North WWTF	Martin County Utilities North WWTF	FLA043192	HI	2.76	1.357
Miami-Dade	MDWASA Central District WWTF	MDWASA Central District WWTF	FL0024805	HB	143	116.92
Miami-Dade	MDWASD North District WWTP	MDWASD North District WWTP	FL0032182	HB	120	97.26
Miami-Dade	City of Homestead	City of Homestead	FLA013609	HI	5	4.515
Miami-Dade	MDWASA South District WWTF	MDWASA South District WWTF	FLA042137	HI	112.5	102.18
Monroe	Duck Key Wastewater Cooperative	Duck Key Wastewater Cooperative	FLA014772	HI	0.274	0.138
Monroe	North Key Largo WWTP	North Key Largo WWTP	FLA015009	HI	0.499	0.264
Monroe	City of Marathon Area 5 Little Venice WWTP	City of Marathon Area 5 Little Venice WWTP	FLA187364	HB	0.45	0.342
Monroe	City of Marathon Area 4 WWTP	City of Marathon Area 4 WWTP	FLA550973	HI	0.4	0.318
Monroe	Big Coppitt WWTP	Big Coppitt WWTP	FLA567591	HB	0.411	0.308
Monroe	City of Marathon Area 3 WWTP	City of Marathon Area 3 WWTP	FLA642851	HI	0.25	0.168
Monroe	City of Marathon Area 7 WWTP	City of Marathon Area 7 WWTP	FLA705250	HI	0.2	0.044
Nassau	Hilliard WWTF	Hilliard WWTF	FL0043079	BA	0.48	0.28
Nassau	Nassau Regional WWTF	Nassau Regional WWTF	FL0116793	HI	2	1.61
Nassau	Nassau Amelia Utilities WWTF	Nassau Amelia Utilities WWTF	FLA011688	HI	0.95	0.758

Florida Department of Environmental Protection  
2022 Reuse Inventory | November 2023

County	Reuse System Name	WWTP Name	Facility ID	Disinfection Level	WWTP Capacity (mgd)	WWTP Flow (mgd)
Okaloosa	Hurlburt Field AWTP	Hurlburt Field AWTP	FL0003174	HB	1	0.546
Okaloosa	Jerry D. Mitchem WRF at Bob Sikes Industrial Park	Jerry D. Mitchem WRF at Bob Sikes Industrial Park	FLA010181	BA	0.391	0.152
Okaloosa	Russell F.W. Stephenson WWTF	Russell F.W. Stephenson WWTF	FLA010182	BA	0.98	0.618
Okaloosa	Mary Esther WWTP	Mary Esther WWTP	FLA010191	BA	1.1	0.48
Okaloosa	Crestview WWTP	Crestview WWTP	FLA010193	BA	2.18	1.4675
Okaloosa	George F. French Water Reclamation Facility	George F. French Water Reclamation Facility	FLA010194	HI	6	2.659
Okaloosa	Okaloosa Correctional Institution WWTF	Okaloosa Correctional Institution WWTF	FLA010202	BA	0.225	0.147
Okaloosa	Arbennie Pritchett Water Reclamation Facility	Arbennie Pritchett Water Reclamation Facility	FLA485942	HB	15	7.762
Okeechobee	Okeechobee Correctional WWTF	Okeechobee Correctional WWTF	FLA013940	BA	0.2	0.227
Orange	Winter Garden WWTF	Winter Garden WWTF	FL0020109	HB	4.75	3.62
Orange	Orlando/Conserv I WWTF	Orlando/Iron Bridge Regional WRF	FL0037966	HI	40	4.62
Orange	Orlando/Conserv I WWTF	OCUD/Eastern Subregional WRF	FL0038849	HB	24	1.88
Orange	Ocoee WWTF	Conserv II Distribution Center	FLA010795	HB	21	0.415
Orange	Ocoee WWTF	OCUD/Northwest Water Reclamation Facility	FLA010798	HI	11.25	2.28
Orange	Orlando – Conserv II WRF	Orlando – Conserv II WRF	FLA010814	HI	25	15.127
Orange	Ocoee WWTF	Ocoee WWTF	FLA010815	HB	3	1.596
Orange	Orlando/Conserv I WWTF	Orlando/Conserv I WWTF	FLA010816	HI	7.5	5.4
Orange	Apopka WRF – Project Arrow	Apopka WRF – Project Arrow	FLA010818	HI	8	3.092
Orange	Winter Park Estates WWTF	Winter Park Estates WWTF	FLA010819	HI	0.75	0.489
Orange	Fairways Country Club WWTF	Fairways Country Club WWTF	FLA010823	HI	0.15	0.119



Florida Department of Environmental Protection  
2022 Reuse Inventory | November 2023

County	Reuse System Name	WWTP Name	Facility ID	Disinfection Level	WWTP Capacity (mgd)	WWTP Flow (mgd)
Orange	Gulfstream Harbor WWTF	Gulfstream Harbor WWTF	FLA010835	BA	0.1	0.042
Orange	Rock Springs MHP WWTF	Rock Springs MHP WWTF	FLA010871	BA	0.15	0.111
Orange	Wedgfield WWTF	Wedgfield WWTF	FLA010900	HI	0.33	0.173
Orange	Reedy Creek Improvement District	Reedy Creek Improvement District	FLA108219	HI	20	13.673
Osceola	TWA/Cypress West	TWA/Walnut Drive WRF	FL0036862	HI	0.85	0.762
Osceola	TWA/Camelot S/D WWTF	TWA/South Bermuda	FLA010957	HI	13	12.327
Osceola	TWA/Sandhill Road WWTF	TWA/Sandhill Road WWTF	FLA010958	HI	6	5.189
Osceola	TWA/Parkway WWTF	TWA/Parkway WWTF	FLA010960	HI	1.5	1.26
Osceola	St. Cloud Southside WRF	St. Cloud Southside WRF	FLA010962	HI	7.6	4.851
Osceola	TWA/Cypress West	TWA/Lake Marion	FLA010979	HI	3	1.93
Osceola	TWA/Camelot S/D WWTF	TWA/Camelot S/D WWTF	FLA010983	HI	5	4.059
Osceola	Southport Park	Southport Park	FLA011029	BA	0.016	0.007
Osceola	TWA/Camelot S/D WWTF	TWA/Cypress West	FLA109843	HI	6	0.933
Osceola	TWA/Cypress West	TWA/Cypress West	FLA109843	HI	6	2.903
Osceola	TWA – Harmony Community Dev. District WWTF	TWA – Harmony Community Dev. District WWTF	FLA267872	HI	0.499	0.239
Palm Beach	City of Boca Raton – WWTP	City of Boca Raton – WWTP	FL0026344	HI	17.5	15.13
Palm Beach	Loxahatchee Env. Control Dist. WWTP	Loxahatchee Env. Control Dist. WWTP	FL0034649	HI	11	6.869
Palm Beach	South Central Regional WWTP	South Central Regional WWTP	FL0035980	HB	24	17.26
Palm Beach	Seacoast Utilities Authority PGA Regional WWTF	Seacoast Utilities Authority PGA Regional WWTF	FL0038768	HI	12	7.741
Palm Beach	Palm Beach County Southern Region Water Reclamation Facility	Palm Beach County Southern Region Water Reclamation Facility	FL0041424	HI	35	19.54

Florida Department of Environmental Protection  
2022 Reuse Inventory | November 2023

County	Reuse System Name	WWTP Name	Facility ID	Disinfection Level	WWTP Capacity (mgd)	WWTP Flow (mgd)
Palm Beach	Central Region Reclaimed Water Facility	Central Region Reclaimed Water Facility	FL0471275	HI	3	0.394
Palm Beach	Okeelanta Corporation	Okeelanta Corporation	FLA013706	BA	0.225	0.0477
Palm Beach	Western Region WWTF	Western Region WWTF	FLA027740	BA	6.5	3.172
Palm Beach	Village of Wellington WWTP	Village of Wellington WWTP	FLA042595	HI	6.5	3.55
Palm Beach	Western Region North WWTP	Western Region North WWTP	FLA136778	BA	1.2	.896
Pasco	City of New Port Richey WWTF	City of New Port Richey WWTF	FL0127434	HI	7.5	5.083
Pasco	Pasco County Master Reuse System	City of New Port Richey WWTF	FL0127434	HI	7.5	3.828
Pasco	Pasco County Master Reuse System	Land O	FLA012731	HI	3.5	2.35
Pasco	Pasco County Master Reuse System	Embassy Hills Subregional WWTF	FLA012735	HI	3.5	1.875
Pasco	Pasco County Master Reuse System	Southeast Pasco Subregional WWTF	FLA012737	HI	3	2.736
Pasco	Pasco County Master Reuse System	Shady Hills Subregional WWTF	FLA012741	HI	14	8.707
Pasco	Jasmine Lakes WWTF	Jasmine Lakes WWTF	FLA012768	BA	0.308	0.247
Pasco	Palm Terrace Gardens	Palm Terrace Gardens	FLA012773	BA	0.13	0.173
Pasco	Forest Lake Estates WWTP	Forest Lake Estates WWTP	FLA012801	BA	0.216	0.04
Pasco	Pasco County Master Reuse System	Wesley Center Subregional WWTF	FLA016094	HI	6	5.799
Pinellas	City of Dunedin Mainland	City of Dunedin Mainland	FL0021326	HI	6	3.9
Pinellas	City of Clearwater Master Reuse System	City of Clearwater Marshall Street WRF	FL0021857	HI	10	5.24
Pinellas	City of Clearwater Master Reuse System	City of Clearwater East AWWTP	FL0021865	HI	5	1.99
Pinellas	City of Largo	City of Largo	FL0026603	HI	18	11.75
Pinellas	City of Oldsmar	City of Oldsmar	FL0027651	HI	2.25	1.615

Florida Department of Environmental Protection  
2022 Reuse Inventory | November 2023

County	Reuse System Name	WWTP Name	Facility ID	Disinfection Level	WWTP Capacity (mgd)	WWTP Flow (mgd)
Pinellas	City of Tarpon Springs	City of Tarpon Springs	FL0030406	HI	4	1.92
Pinellas	Mid-County WWTP	Mid-County WWTP	FL0034789	HI	0.9	0.809
Pinellas	South Cross Bayou WRF	South Cross Bayou WRF	FL0040436	HI	33	21.75
Pinellas	City of Clearwater Master Reuse System	City of Clearwater Northeast WRF	FL0128937	HI	13.5	5.57
Pinellas	On Top of The World WWTP	On Top of The World WWTP	FLA012905	HI	0.6	0.427
Pinellas	St. Petersburg Master Urban Reuse System	St. Petersburg Northwest WRF	FLA128821	HI	20	9.57
Pinellas	St. Petersburg Master Urban Reuse System	City of St. Petersburg Southwest WRF	FLA128848	HI	20	14.97
Pinellas	St. Petersburg Master Urban Reuse System	St. Petersburg Northeast WRF	FLA128856	HI	16	7.8
Polk	Auburndale Allred WWTP	Auburndale Allred WWTP	FL0021466	HI	1.4	0.568
Polk	City of Winter Haven – WWTP #3	City of Winter Haven – WWTP #3	FL0036048	HB	7.5	4.538
Polk	City of Lakeland Glendale WRF	City of Lakeland Glendale WRF	FL0039772	BA	13.7	9.21
Polk	Northeast Regional WWTF	Northeast Regional WWTF	FL0A00002	HI	4.75	4.518
Polk	Outdoor Resorts at Orlando WWTF	Outdoor Resorts at Orlando WWTF	FLA011047	BA	0.125	0.108
Polk	Sun Ray WWTP	Sun Ray WWTP	FLA012949	BA	1	0.422
Polk	City of Lakeland Glendale WRF	Southwest Regional WWTP	FLA012954	HI	4	0.009
Polk	Southwest Regional WWTP	Southwest Regional WWTP	FLA012954	HI	4	2.081
Polk	Waverly WWTF	Waverly WWTF	FLA012968	BA	0.13	0.028
Polk	City of Lake Alfred	City of Lake Alfred	FLA012975	HI	0.9	0.423
Polk	City of Bartow WRF	City of Bartow WRF	FLA012976	BA	4	2.641
Polk	City of Lakeland Glendale WRF	City of Lakeland Northside WRF	FLA012985	BA	8	4.03

Florida Department of Environmental Protection  
2022 Reuse Inventory | November 2023

County	Reuse System Name	WWTP Name	Facility ID	Disinfection Level	WWTP Capacity (mgd)	WWTP Flow (mgd)
Polk	Grenelefe Resort Center	Grenelefe Resort Center	FLA013016	BA	0.34	0.125
Polk	Sweetwater Golf and Tennis Club WWTP	Sweetwater Golf and Tennis Club WWTP	FLA013082	HI	0.07	0.05
Polk	Swiss Golf Club	Swiss Golf Club	FLA013103	BA	0.176	0.044
Polk	Cypress Lakes WWTP	Cypress Lakes WWTP	FLA013123	HI	0.19	0.111
Polk	Polk Correctional Institution	Polk Correctional Institution	FLA013360	BA	0.313	0.179
Polk	City of Auburndale Regional WWTF	City of Auburndale Regional WWTF	FLA016559	HI	2.67	1.845
Polk	City of Winter Haven – WWTP #2	City of Winter Haven – WWTP #2	FLA129747	HI	1.7	1.296
Polk	City of Lake Wales – WWTP	City of Lake Wales – WWTP	FLA129844	HI	2.19	1.078
Polk	Northwest Regional WWTF	Northwest Regional WWTF	FLA178667	HI	1.515	1.314
Polk	City of Davenport WWTF	City of Davenport WWTF	FLA377392	BA	0.525	0.363
Polk	Cardinal Hill WWTF	Cardinal Hill WWTF	FLA489093	BA	0.285	0.142
Putnam	Bass Capital Mobile Home Park WWTF	Bass Capital Mobile Home Park WWTF	FLA011709	BA	0.01	0.003
Putnam	Economy Inn Motel WWTF – Palatka	Economy Inn Motel WWTF – Palatka	FLA011713	BA	0.008	0.002
Putnam	East Putnam County Regional WWTF	East Putnam County Regional WWTF	FLA667757	BA	0.24	0.116
Santa Rosa	Milton WWTF	Milton WWTF	FL0021903	HI	2.5	2.105
Santa Rosa	Navarre Beach WWTP	Navarre Beach WWTP	FL0023981	BA	0.9	0.33
Santa Rosa	Pace Water System WWTP	Pace Water System WWTP	FL0102202	HI	2.32	1.684
Santa Rosa	Holley-Navarre Wastewater Treatment Facility	Holley-Navarre Wastewater Treatment Facility	FLA010211	HI	3	1.68
Santa Rosa	Sundial Utilities WWTP	Sundial Utilities WWTP	FLA016779	BA	0.25	0.138
Sarasota	Venice Eastside WWTP	Venice Eastside WWTP	FL0041441	HI	8	3.168

Florida Department of Environmental Protection  
2022 Reuse Inventory | November 2023

County	Reuse System Name	WWTP Name	Facility ID	Disinfection Level	WWTP Capacity (mgd)	WWTP Flow (mgd)
Sarasota	Sarasota County North Master Reuse System	Bee Ridge WRF	FLA013372	HI	12	7.13
Sarasota	City of North Port WWTP	City of North Port WWTP	FLA013378	HI	4.99	2.27
Sarasota	Sarasota County North Master Reuse System	Central County WRF	FLA013455	HI	8	5.68
Sarasota	Southwest WRF	Southwest WRF	FLA984841	HB	4	0.5
Seminole	Sanford/North WWTF	Sanford/North WWTF	FL0020141	HI	7.3	5.6949
Seminole	Altamonte Springs Regional WRF	Altamonte Springs Regional WRF	FL0033251	HI	12.5	7.25
Seminole	Wekiva Hunt Club WRF	Wekiva Hunt Club WRF	FL0036251	HI	2.9	2.005
Seminole	Casselberry WRF	Casselberry WRF	FLA011066	HI	2.2	0.835
Seminole	Chuluota WWTF	Chuluota WWTF	FLA011076	HI	0.25	0.187
Seminole	Palm Valley MHP WWTF	Palm Valley MHP WWTF	FLA011085	HI	0.15	0.097
Seminole	SCES/Greenwood Lakes WRF	SCES/Greenwood Lakes WRF	FLA011086	HI	3	2.158
Seminole	SCES - Northwest Regional	SCES - Northwest Regional	FLA042625	HI	3.5	2.486
Seminole	Sanford/North WWTF	Sanford/South WRF #2	FLA181714	HI	3	1.355
St. Johns	St. Augustine WWTF No. 1	St. Augustine WWTF No. 1	FL0021938	BA	4.95	2.496
St. Johns	Blacks Ford WRF	Mandarin WRF	FL0023493	HI	8.75	6.25
St. Johns	Julington Creek WRF	Mandarin WRF	FL0023493	HI	8.75	6.25
St. Johns	Blacks Ford WRF	Arlington East WWTF	FL0026441	HI	25	20.35
St. Johns	Julington Creek WRF	Arlington East WWTF	FL0026441	HI	25	20.35
St. Johns	Anastasia Island WWTF	Anastasia Island WWTF	FL0038831	HI	4.95	3.04
St. Johns	Northwest Wastewater Treatment Plant	State Road 16 WWTF	FL0043109	HI	0.98	0.513

Florida Department of Environmental Protection  
2022 Reuse Inventory | November 2023

County	Reuse System Name	WWTP Name	Facility ID	Disinfection Level	WWTP Capacity (mgd)	WWTP Flow (mgd)
St. Johns	Blacks Ford WRF	Julington Creek WRF	FL0043591	HI	1	0.88
St. Johns	Julington Creek WRF	Julington Creek WRF	FL0043591	HI	1	0.88
St. Johns	Players Club South WWTF	Players Club South WWTF	FL0044245	HI	2.4	0.646
St. Johns	Marsh Landing WWTF	Marsh Landing WWTF	FL0044253	HI	0.8	0.593
St. Johns	State Road 207 WWTF	State Road 207 WWTF	FL0117471	HI	0.25	0.151
St. Johns	Ponte Vedra WRF	Ponte Vedra WRF	FL0117951	HI	0.8	0.551
St. Johns	Blacks Ford WRF	Blacks Ford WRF	FL0174441	HI	6	5.41
St. Johns	Julington Creek WRF	Blacks Ford WRF	FL0174441	HI	6	5.41
St. Johns	Northwest Wastewater Treatment Plant	Northwest Wastewater Treatment Plant	FL0670651	HI	3	1.671
St. Johns	North Beach Utilities WWTF	North Beach Utilities WWTF	FLA011765	BA	0.364	0.2
St. Johns	Ponce De Leon WWTF	Ponce De Leon WWTF	FLA011773	BA	0.24	0.0747
St. Lucie	Fort Pierce Utility Authority – WWTF	Fort Pierce Utility Authority – WWTF	FL0027278	BA	10	4.6
St. Lucie	SLCUD South Hutchinson Island Water Reclamation Facility	SLCUD South Hutchinson Island Water Reclamation Facility	FL0139475	HB	1.6	0.266
St. Lucie	St. Lucie County Utilities Holiday Pines WWTF	St. Lucie County Utilities Holiday Pines WWTF	FLA013969	HB	0.3	0.126
St. Lucie	Island Dunes Country Club WWTF	Island Dunes Country Club WWTF	FLA013980	HI	0.12	0.032
St. Lucie	Meadowood Community Association, Inc. WWTF	Meadowood Community Association, Inc. WWTF	FLA013982	HI	0.105	0.047
St. Lucie	Harbour Ridge Wastewater Treatment Facility	Harbour Ridge Wastewater Treatment Facility	FLA013986	HI	0.12	0.19
St. Lucie	St. Lucie West Services District	St. Lucie West Services District	FLA013993	HI	2.13	1.483
St. Lucie	Port St. Lucie Utility Westport WWTF	Port St. Lucie Utility Westport WWTF	FLA139653	HI	6	4.516
Sumter	Sumter Correctional Institution WWTF	Sumter Correctional Institution WWTF	FLA013558	HI	0.35	0.263

Florida Department of Environmental Protection  
2022 Reuse Inventory | November 2023

County	Reuse System Name	WWTP Name	Facility ID	Disinfection Level	WWTP Capacity (mgd)	WWTP Flow (mgd)
Sumter	Little Sumter Utility Co. WWTF	Little Sumter Utility Co. WWTF	FLA017133	HI	3	1.539
Sumter	City of Bushnell – David Hanson WWTF	City of Bushnell – David Hanson WWTF	FLA188697	BA	0.5	0.393
Sumter	North Sumter Utility Company WWTF	North Sumter Utility Company WWTF	FLA281581	HI	2.8	2.019
Sumter	Central Sumter Utility Company WWTF	Central Sumter Utility Company WWTF	FLA499951	HI	1.6	1.326
Suwannee	Live Oak WWTF	Live Oak WWTF	FLA011805	HB	2.21	0.825
Suwannee	Advent Christian Village WWTF	Advent Christian Village WWTF	FLA011819	BA	0.21	0.054
Union	City of Lake Butler WWTF	City of Lake Butler WWTF	FLA118338	BA	0.7	0.556
Volusia	Deland/Wiley M. Nash Water Reclamation Facility	Deland/Wiley M. Nash Water Reclamation Facility	FL0020303	HI	6	4.36
Volusia	Ormond Beach WWTF	Ormond Beach WWTF	FL0020532	HI	8	4.85
Volusia	Port Orange WWTF	Port Orange WWTF	FL0020559	HB	12	6.665
Volusia	City of Edgewater	City of Edgewater	FL0021431	HI	2.75	1.467
Volusia	Daytona Beach Westside Regional WRF	Daytona Beach/Bethune Point WRF	FL0025984	HI	13	4.47
Volusia	Holly Hill, WRF	Holly Hill, WRF	FL0027677	HI	3	1.71
Volusia	Daytona Beach Westside Regional WRF	Daytona Beach Westside Regional WRF	FL0111392	HI	15	7.43
Volusia	New Smyrna Beach Water Reclamation Facility	New Smyrna Beach Water Reclamation Facility	FL0172090	HI	7	3.61
Volusia	Samsula Academy WWTF	Samsula Academy WWTF	FLA011113	BA	0.005	0.001
Volusia	VC/Southwest WWTF-2	VC/Southwest WWTF-2	FLA011121	HI	0.6	0.283
Volusia	VC/Southwest Regional WWTF-1	VC/Southwest Regional WWTF-1	FLA011128	HI	2.341	1.834
Volusia	VC/ Halifax Plantation WWTF-8	VC/ Halifax Plantation WWTF-8	FLA011131	HI	0.3	0.154
Volusia	Windemere Shores Condo	Windemere Shores Condo	FLA011151	BA	0.009	0.002

Florida Department of Environmental Protection  
2022 Reuse Inventory | November 2023

County	Reuse System Name	WWTP Name	Facility ID	Disinfection Level	WWTP Capacity (mgd)	WWTP Flow (mgd)
Volusia	Cypress Point WWTF (Golf and RV Campgd)	Cypress Point WWTF (Golf and RV Campgd)	FLA011154	BA	0.0086	0.003
Volusia	Van Lee Condominiums WWTF	Van Lee Condominiums WWTF	FLA011156	BA	0.02	0.007
Volusia	Applegate Estates MHP WWTF	Applegate Estates MHP WWTF	FLA011159	BA	0.015	0.009
Volusia	Ocean House Condominium WWTF	Ocean House Condominium WWTF	FLA011162	BA	0.018	0.005
Volusia	Villages of Pine Run	Villages of Pine Run	FLA011169	BA	0.04	0.014
Volusia	Sugar Mill Ruins Travel Park WWTF	Sugar Mill Ruins Travel Park WWTF	FLA011173	BA	0.015	0.011
Volusia	Tymber Creek WWTF	Tymber Creek WWTF	FLA011193	HI	0.131	0.038
Volusia	Arlington Square Apartments WWTF	Arlington Square Apartments WWTF	FLA011197	BA	0.006	0.003
Volusia	Lakeview Terrace MHP	Lakeview Terrace MHP	FLA011198	BA	0.01	0.004
Volusia	Lake Helen Mobile Home Villas	Lake Helen Mobile Home Villas	FLA011199	BA	0.032	0.015
Volusia	Quality Inn WWTF	Quality Inn WWTF	FLA011203	BA	0.0099	0.001
Volusia	Meadowlea Estates WWTF	Meadowlea Estates WWTF	FLA011208	BA	0.03	0.017
Volusia	El Dorado Estates WWTF	El Dorado Estates WWTF	FLA011209	BA	0.02	0.008
Volusia	Sunny Sands Resort	Sunny Sands Resort	FLA011212	BA	0.0099	0.007
Volusia	Orangewood Mobile Home Park	Orangewood Mobile Home Park	FLA011217	BA	0.008	0.006
Volusia	Days Inn of Orange City WWTF	Days Inn of Orange City WWTF	FLA011220	BA	0.004	0.003
Volusia	Kove Estates	Kove Estates	FLA011235	BA	0.032	0.027
Volusia	Emerald Palms WWTF	Emerald Palms WWTF	FLA011236	BA	0.0033	0.002
Volusia	Encore Daytona North WWTF	Encore Daytona North WWTF	FLA011239	BA	0.04	0.033
Volusia	Regency Plaza Condominium	Regency Plaza Condominium	FLA011259	BA	0.04	0.008



Florida Department of Environmental Protection  
2022 Reuse Inventory | November 2023

County	Reuse System Name	WWTP Name	Facility ID	Disinfection Level	WWTP Capacity (mgd)	WWTP Flow (mgd)
Volusia	St. Johns River Club Condominium WWTF	St. Johns River Club Condominium WWTF	FLA011263	BA	0.006	0.001
Volusia	Hontoon Island State Park	Hontoon Island State Park	FLA011276	BA	0.005	0.001
Volusia	VC/Southeast WWTF-7	VC/Southeast WWTF-7	FLA017413	HI	0.52	0.248
Volusia	Deltona Lakes	Deltona Lakes	FLA111724	HI	1.4	0.57
Volusia	Deltona Lakes	Deltona Eastern	FLA709883	HI	1.5	0.667
Wakulla	Wakulla County – Otter Creek WWTP	Wakulla County – Otter Creek WWTP	FLA010225	IM	1.2	0.697
Wakulla	Winco Utilities, Inc. WWTP	Winco Utilities, Inc. WWTP	FLA016544	BA	0.495	0.272
Wakulla	St. Marks WWTF	St. Marks WWTF	FLA102318	BA	0.1	0.044
Walton	South Walton Utility Company WWTP	South Walton Utility Company WWTP	FL0102482	HI	2.75	1.6049
Walton	Walton Correctional Institution WWTP	Walton Correctional Institution WWTP	FLA010254	BA	0.225	0.173
Walton	City of Defuniak Springs – WWTP	City of Defuniak Springs – WWTP	FLA102440	BA	1.5	0.944
Walton	Walton County Commerce Park at Mossy Head WWTF	Walton County Commerce Park at Mossy Head WWTF	FLA689637	BA	0.25	0.0253
Washington	Chipley WWTP	Chipley WWTP	FLA027570	HI	1.2	0.583
Washington	City of Vernon – WWTF	City of Vernon – WWTF	FLA102563	BA	0.206	0.047

### Appendix C. Supplemental Water Supplies

Facility ID	Reuse System Name	County	Source of Water	Avg Flow (mgd)
FL0027251	GRU - Main Street WRF	Alachua	RW	6.15
FL0112895	Kanapaha WRF	Alachua	RW	11.16
FLA011290	City of Alachua AWRF	Alachua	RW	0.72
FLA011291	Hawthorne WWTF	Alachua	RW	0.089
FLA011322	University of Florida WWTF (FDOE)	Alachua	RW	1.77
FLA286095	High Springs WWTF	Alachua	RW	0.216
FLA011332	Baker Correctional Institution WWTF	Baker	RW	0.107
FL0021512	Panama City Beach WWTP #1	Bay	RW	7.9851
FL0167959	Military Point Regional AWT Facility	Bay	RW	4.1
FLA428523	North Bay WWTF	Bay	ASR	0
FLA428523	North Bay WWTF	Bay	DW	0
FLA428523	North Bay WWTF	Bay	GW	0
FLA428523	North Bay WWTF	Bay	RO	0
FLA428523	North Bay WWTF	Bay	RW	0.118
FLA428523	North Bay WWTF	Bay	STW	0
FLA428523	North Bay WWTF	Bay	SW	0
FLA113450	Florida State Prison WWTF	Bradford	ASR	0
FLA113450	Florida State Prison WWTF	Bradford	DW	0
FLA113450	Florida State Prison WWTF	Bradford	GW	0
FLA113450	Florida State Prison WWTF	Bradford	RO	0
FLA113450	Florida State Prison WWTF	Bradford	RW	0.84
FLA113450	Florida State Prison WWTF	Bradford	STW	0
FLA113450	Florida State Prison WWTF	Bradford	SW	0
FL0020541	Cape Canaveral WRF	Brevard	RW	0.898
FL0020541	Cape Canaveral WRF	Brevard	SW	0.154
FL0021105	Cocoa Beach WRF	Brevard	ASR	0
FL0021105	Cocoa Beach WRF	Brevard	DW	0
FL0021105	Cocoa Beach WRF	Brevard	GW	0

Florida Department of Environmental Protection  
 2022 Reuse Inventory | November 2023

Facility ID	Reuse System Name	County	Source of Water	Avg Flow (mgd)
FL0021105	Cocoa Beach WRF	Brevard	RO	0
FL0021105	Cocoa Beach WRF	Brevard	RW	3.158
FL0021105	Cocoa Beach WRF	Brevard	STW	0
FL0021105	Cocoa Beach WRF	Brevard	SW	0
FL0021521	Cocoa Water Reclamation Facility	Brevard	ASR	0
FL0021521	Cocoa Water Reclamation Facility	Brevard	DW	0
FL0021521	Cocoa Water Reclamation Facility	Brevard	GW	0
FL0021521	Cocoa Water Reclamation Facility	Brevard	RO	0
FL0021521	Cocoa Water Reclamation Facility	Brevard	RW	1.9483
FL0021521	Cocoa Water Reclamation Facility	Brevard	STW	0
FL0021521	Cocoa Water Reclamation Facility	Brevard	SW	0.0552
FL0021571	City of Rockledge	Brevard	ASR	0
FL0021571	City of Rockledge	Brevard	DW	0
FL0021571	City of Rockledge	Brevard	GW	0
FL0021571	City of Rockledge	Brevard	RO	0
FL0021571	City of Rockledge	Brevard	RW	2.18
FL0021571	City of Rockledge	Brevard	STW	0
FL0021571	City of Rockledge	Brevard	SW	0
FL0040622	BCUD/South Beaches	Brevard	RW	6.12
FL0041122	Melbourne/Grant Street	Brevard	RW	3.41
FL0102679	BCUD/South Central Regional	Brevard	RW	4.74
FL0102920	Cape Canaveral Air Force Station Regional WWTF	Brevard	ASR	0
FL0102920	Cape Canaveral Air Force Station Regional WWTF	Brevard	DW	0
FL0102920	Cape Canaveral Air Force Station Regional WWTF	Brevard	GW	0
FL0102920	Cape Canaveral Air Force Station Regional WWTF	Brevard	RO	0
FL0102920	Cape Canaveral Air Force Station Regional WWTF	Brevard	RW	0.433
FL0102920	Cape Canaveral Air Force Station Regional WWTF	Brevard	STW	0
FL0102920	Cape Canaveral Air Force Station Regional WWTF	Brevard	SW	0
FL0103349	Titusville Blue Heron WRF	Brevard	RW	4.019
FLA010323	Melbourne/DB Lee WWTP	Brevard	RW	4.3

Florida Department of Environmental Protection  
 2022 Reuse Inventory | November 2023

Facility ID	Reuse System Name	County	Source of Water	Avg Flow (mgd)
FLA010332	West Melbourne/Ray Bullard	Brevard	RW	2
FLA010342	Pinewood Village MHP	Brevard	RW	0.01
FLA103357	Palm Bay #1 WRF	Brevard	ASR	0
FLA103357	Palm Bay #1 WRF	Brevard	DW	0
FLA103357	Palm Bay #1 WRF	Brevard	GW	0
FLA103357	Palm Bay #1 WRF	Brevard	RO	0
FLA103357	Palm Bay #1 WRF	Brevard	RW	0.675
FLA103357	Palm Bay #1 WRF	Brevard	STW	0
FLA103357	Palm Bay #1 WRF	Brevard	SW	0
FL0026255	Hollywood Southern Regional WWTF	Broward	RW	36.74
FL0031771	Broward Co. North Regional WWTP	Broward	RW	70
FLA013580	Sunrise Southwest WWTP	Broward	ASR	0
FLA013580	Sunrise Southwest WWTP	Broward	DW	0
FLA013580	Sunrise Southwest WWTP	Broward	GW	0
FLA013580	Sunrise Southwest WWTP	Broward	RO	0
FLA013580	Sunrise Southwest WWTP	Broward	RW	0.287
FLA013580	Sunrise Southwest WWTP	Broward	STW	0
FLA013580	Sunrise Southwest WWTP	Broward	SW	0
FLA013581	Pompano Beach Community Park Reuse City	Broward	ASR	0
FLA013581	Pompano Beach Community Park Reuse City	Broward	DW	0.15
FLA013581	Pompano Beach Community Park Reuse City	Broward	GW	0
FLA013581	Pompano Beach Community Park Reuse City	Broward	RO	0
FLA013581	Pompano Beach Community Park Reuse City	Broward	RW	2.936
FLA013581	Pompano Beach Community Park Reuse City	Broward	STW	0
FLA013581	Pompano Beach Community Park Reuse City	Broward	SW	0
FLA017025	City of Miramar	Broward	ASR	0
FLA017025	City of Miramar	Broward	DW	0
FLA017025	City of Miramar	Broward	GW	0
FLA017025	City of Miramar	Broward	RO	0
FLA017025	City of Miramar	Broward	RW	9.757

Florida Department of Environmental Protection  
2022 Reuse Inventory | November 2023

Facility ID	Reuse System Name	County	Source of Water	Avg Flow (mgd)
FLA017025	City of Miramar	Broward	STW	0
FLA017025	City of Miramar	Broward	SW	0
FLA040401	Plantation Regional WWTP	Broward	RW	12.874
FLA041301	Coral Springs Imp. Dist. WWTF	Broward	ASR	0
FLA041301	Coral Springs Imp. Dist. WWTF	Broward	DW	0
FLA041301	Coral Springs Imp. Dist. WWTF	Broward	GW	0
FLA041301	Coral Springs Imp. Dist. WWTF	Broward	RO	0
FLA041301	Coral Springs Imp. Dist. WWTF	Broward	RW	5.47
FLA041301	Coral Springs Imp. Dist. WWTF	Broward	STW	0
FLA041301	Coral Springs Imp. Dist. WWTF	Broward	SW	0
FLA042641	Sunrise No. 3 WWTP (Sawgrass)	Broward	ASR	0
FLA042641	Sunrise No. 3 WWTP (Sawgrass)	Broward	DW	0
FLA042641	Sunrise No. 3 WWTP (Sawgrass)	Broward	GW	0
FLA042641	Sunrise No. 3 WWTP (Sawgrass)	Broward	RO	0
FLA042641	Sunrise No. 3 WWTP (Sawgrass)	Broward	RW	13.351
FLA042641	Sunrise No. 3 WWTP (Sawgrass)	Broward	STW	0
FLA042641	Sunrise No. 3 WWTP (Sawgrass)	Broward	SW	0
FLA706736	Town of Davie Water Reclamation Facility	Broward	ASR	0
FLA706736	Town of Davie Water Reclamation Facility	Broward	DW	0
FLA706736	Town of Davie Water Reclamation Facility	Broward	GW	0
FLA706736	Town of Davie Water Reclamation Facility	Broward	RO	0
FLA706736	Town of Davie Water Reclamation Facility	Broward	RW	1.666
FLA706736	Town of Davie Water Reclamation Facility	Broward	STW	0
FLA706736	Town of Davie Water Reclamation Facility	Broward	SW	0
FL0040291	Charlotte County Utilities – Eastport WWTP	Charlotte	RW	6.744
FLA014083	Charlotte County Utilities – Burnt Store WWTP	Charlotte	ASR	0
FLA014083	Charlotte County Utilities – Burnt Store WWTP	Charlotte	DW	0
FLA014083	Charlotte County Utilities – Burnt Store WWTP	Charlotte	GW	0
FLA014083	Charlotte County Utilities – Burnt Store WWTP	Charlotte	RO	0
FLA014083	Charlotte County Utilities – Burnt Store WWTP	Charlotte	RW	0.321

Florida Department of Environmental Protection  
2022 Reuse Inventory | November 2023

Facility ID	Reuse System Name	County	Source of Water	Avg Flow (mgd)
FLA014083	Charlotte County Utilities – Burnt Store WWTP	Charlotte	STW	0
FLA014083	Charlotte County Utilities – Burnt Store WWTP	Charlotte	SW	0
FLA014126	Englewood Water District WRF	Charlotte	ASR	0.041
FLA014126	Englewood Water District WRF	Charlotte	RW	1.621
FLA014130	Charlotte Correctional Institution WWTP	Charlotte	ASR	0
FLA014130	Charlotte Correctional Institution WWTP	Charlotte	DW	0
FLA014130	Charlotte Correctional Institution WWTP	Charlotte	GW	0
FLA014130	Charlotte Correctional Institution WWTP	Charlotte	RO	0
FLA014130	Charlotte Correctional Institution WWTP	Charlotte	RW	0.18
FLA014130	Charlotte Correctional Institution WWTP	Charlotte	STW	0
FLA014130	Charlotte Correctional Institution WWTP	Charlotte	SW	0
FLA118371	City of Punta Gorda WWTP	Charlotte	ASR	0
FLA118371	City of Punta Gorda WWTP	Charlotte	DW	0
FLA118371	City of Punta Gorda WWTP	Charlotte	GW	0
FLA118371	City of Punta Gorda WWTP	Charlotte	RO	0
FLA118371	City of Punta Gorda WWTP	Charlotte	RW	2.546
FLA118371	City of Punta Gorda WWTP	Charlotte	STW	0
FLA118371	City of Punta Gorda WWTP	Charlotte	SW	0
FLA011844	Brentwood Regional WWTF	Citrus	ASR	0
FLA011844	Brentwood Regional WWTF	Citrus	DW	0
FLA011844	Brentwood Regional WWTF	Citrus	GW	0
FLA011844	Brentwood Regional WWTF	Citrus	RO	0
FLA011844	Brentwood Regional WWTF	Citrus	RW	0.415
FLA011844	Brentwood Regional WWTF	Citrus	STW	0
FLA011844	Brentwood Regional WWTF	Citrus	SW	0
FLA011845	Meadowcrest WWTF	Citrus	ASR	0
FLA011845	Meadowcrest WWTF	Citrus	DW	0
FLA011845	Meadowcrest WWTF	Citrus	GW	0
FLA011845	Meadowcrest WWTF	Citrus	RO	0
FLA011845	Meadowcrest WWTF	Citrus	RW	0.839

Florida Department of Environmental Protection  
 2022 Reuse Inventory | November 2023

Facility ID	Reuse System Name	County	Source of Water	Avg Flow (mgd)
FLA011845	Meadowcrest WWTF	Citrus	STW	0
FLA011845	Meadowcrest WWTF	Citrus	SW	0
FLA011847	City of Inverness WWTF	Citrus	ASR	0
FLA011847	City of Inverness WWTF	Citrus	DW	0
FLA011847	City of Inverness WWTF	Citrus	GW	0
FLA011847	City of Inverness WWTF	Citrus	RO	0
FLA011847	City of Inverness WWTF	Citrus	RW	0.518
FLA011847	City of Inverness WWTF	Citrus	STW	0
FLA011847	City of Inverness WWTF	Citrus	SW	0
FLA011848	City of Crystal River WWTF	Citrus	ASR	0
FLA011848	City of Crystal River WWTF	Citrus	DW	0
FLA011848	City of Crystal River WWTF	Citrus	GW	0
FLA011848	City of Crystal River WWTF	Citrus	RO	0
FLA011848	City of Crystal River WWTF	Citrus	RW	0.877
FLA011848	City of Crystal River WWTF	Citrus	STW	0
FLA011848	City of Crystal River WWTF	Citrus	SW	0
FLA011869	Beverly Hills WWTF	Citrus	ASR	0
FLA011869	Beverly Hills WWTF	Citrus	DW	0
FLA011869	Beverly Hills WWTF	Citrus	GW	0
FLA011869	Beverly Hills WWTF	Citrus	RO	0
FLA011869	Beverly Hills WWTF	Citrus	RW	0.464
FLA011869	Beverly Hills WWTF	Citrus	STW	0
FLA011869	Beverly Hills WWTF	Citrus	SW	0
FLA011893	Point O Woods	Citrus	ASR	0
FLA011893	Point O Woods	Citrus	DW	0
FLA011893	Point O Woods	Citrus	GW	0
FLA011893	Point O Woods	Citrus	RO	0
FLA011893	Point O Woods	Citrus	RW	0.022
FLA011893	Point O Woods	Citrus	STW	0
FLA011893	Point O Woods	Citrus	SW	0

Florida Department of Environmental Protection  
 2022 Reuse Inventory | November 2023

Facility ID	Reuse System Name	County	Source of Water	Avg Flow (mgd)
FLA011903	Southwest Regional Water R. F. FKA Sugarmill Woods WWTF	Citrus	ASR	0
FLA011903	Southwest Regional Water R. F. FKA Sugarmill Woods WWTF	Citrus	DW	0
FLA011903	Southwest Regional Water R. F. FKA Sugarmill Woods WWTF	Citrus	GW	0
FLA011903	Southwest Regional Water R. F. FKA Sugarmill Woods WWTF	Citrus	RO	0
FLA011903	Southwest Regional Water R. F. FKA Sugarmill Woods WWTF	Citrus	RW	0.71
FLA011903	Southwest Regional Water R. F. FKA Sugarmill Woods WWTF	Citrus	STW	0
FLA011903	Southwest Regional Water R. F. FKA Sugarmill Woods WWTF	Citrus	SW	0
FL0020915	Green Cove Springs – Harbor Road WWTF	Clay	ASR	0
FL0020915	Green Cove Springs – Harbor Road WWTF	Clay	DW	0.029
FL0020915	Green Cove Springs – Harbor Road WWTF	Clay	GW	0
FL0020915	Green Cove Springs – Harbor Road WWTF	Clay	RO	0
FL0020915	Green Cove Springs – Harbor Road WWTF	Clay	RW	0.474
FL0020915	Green Cove Springs – Harbor Road WWTF	Clay	STW	0
FL0020915	Green Cove Springs – Harbor Road WWTF	Clay	SW	0
FL0023922	Orange Park WWTF	Clay	ASR	0
FL0023922	Orange Park WWTF	Clay	DW	0
FL0023922	Orange Park WWTF	Clay	GW	0
FL0023922	Orange Park WWTF	Clay	RO	0
FL0023922	Orange Park WWTF	Clay	RW	0.872
FL0023922	Orange Park WWTF	Clay	STW	0
FL0023922	Orange Park WWTF	Clay	SW	0
FL0173371	Spencer's Crossing WWTF	Clay	GW	0.606
FL0173371	Spencer's Crossing WWTF	Clay	RW	8.393
FLA327841	Peter's Creek (fka Green Cove West) WWTF	Clay	RW	0.096
FL0026271	City of Naples Water Reclamation Facility	Collier	ASR	0.029
FL0026271	City of Naples Water Reclamation Facility	Collier	DW	0
FL0026271	City of Naples Water Reclamation Facility	Collier	GW	0.02
FL0026271	City of Naples Water Reclamation Facility	Collier	RO	0
FL0026271	City of Naples Water Reclamation Facility	Collier	RW	4.355
FL0026271	City of Naples Water Reclamation Facility	Collier	STW	0



Florida Department of Environmental Protection  
 2022 Reuse Inventory | November 2023

Facility ID	Reuse System Name	County	Source of Water	Avg Flow (mgd)
FL0026271	City of Naples Water Reclamation Facility	Collier	SW	1.578
FL0141356	Collier County South County WRF	Collier	RW	20.756
FL0141356	Collier County South County WRF	Collier	SW	0.412
FLA014132	Immokalee WWTP	Collier	RW	2.04
FLA014165	NE Utilities WWTP	Collier	RW	0.351
FLA014167	Marco Island Utilities WWTP	Collier	RW	2.32
FLA014167	Marco Island Utilities WWTP	Collier	SW	0.064
FLA027618	Everglades City WWTF	Collier	ASR	0
FLA027618	Everglades City WWTF	Collier	DW	0
FLA027618	Everglades City WWTF	Collier	GW	0
FLA027618	Everglades City WWTF	Collier	RO	0
FLA027618	Everglades City WWTF	Collier	RW	0.078
FLA027618	Everglades City WWTF	Collier	STW	0
FLA027618	Everglades City WWTF	Collier	SW	0
FLA141704	Port of The Islands – WRF	Collier	GW	0.068
FLA141704	Port of The Islands – WRF	Collier	RO	0.048
FLA141704	Port of The Islands – WRF	Collier	RW	0.1
FLA142140	Golden Gate WWTP	Collier	RW	1.113
FLA376400	Ave Maria WWTP	Collier	GW	1.66
FLA376400	Ave Maria WWTP	Collier	RW	0.524
FL0027511	William Tyson WWTP	Desoto	ASR	0
FL0027511	William Tyson WWTP	Desoto	DW	0
FL0027511	William Tyson WWTP	Desoto	GW	0
FL0027511	William Tyson WWTP	Desoto	RO	0
FL0027511	William Tyson WWTP	Desoto	RW	0.949
FL0027511	William Tyson WWTP	Desoto	STW	0
FL0027511	William Tyson WWTP	Desoto	SW	0
FLA530808	Desoto County Regional WWTF	Desoto	RW	0.53
FLA114201	Cross City WWTF	Dixie	ASR	0
FLA114201	Cross City WWTF	Dixie	DW	0

Facility ID	Reuse System Name	County	Source of Water	Avg Flow (mgd)
FLA114201	Cross City WWTF	Dixie	GW	0
FLA114201	Cross City WWTF	Dixie	RO	0
FLA114201	Cross City WWTF	Dixie	RW	0.576
FLA114201	Cross City WWTF	Dixie	STW	0
FLA114201	Cross City WWTF	Dixie	SW	0
FL0000957	USN NAS Jacksonville WWTF	Duval	RW	0.529
FL0020231	Jacksonville Beach WWTF	Duval	ASR	0
FL0020231	Jacksonville Beach WWTF	Duval	DW	0
FL0020231	Jacksonville Beach WWTF	Duval	GW	0
FL0020231	Jacksonville Beach WWTF	Duval	RO	0
FL0020231	Jacksonville Beach WWTF	Duval	RW	2.29
FL0020231	Jacksonville Beach WWTF	Duval	STW	0
FL0020231	Jacksonville Beach WWTF	Duval	SW	0
FL0023493	Mandarin WRF	Duval	GW	2.38
FL0023493	Mandarin WRF	Duval	RW	32.89
FL0026000	Buckman WWTF	Duval	ASR	0
FL0026000	Buckman WWTF	Duval	DW	0
FL0026000	Buckman WWTF	Duval	GW	0
FL0026000	Buckman WWTF	Duval	RO	0
FL0026000	Buckman WWTF	Duval	RW	27.7
FL0026000	Buckman WWTF	Duval	STW	0
FL0026000	Buckman WWTF	Duval	SW	0
FL0026441	Arlington East WWTF	Duval	GW	2.38
FL0026441	Arlington East WWTF	Duval	RW	32.89
FL0026450	District II WWTF	Duval	ASR	0
FL0026450	District II WWTF	Duval	DW	0
FL0026450	District II WWTF	Duval	GW	0
FL0026450	District II WWTF	Duval	RO	0
FL0026450	District II WWTF	Duval	RW	5.642
FL0026450	District II WWTF	Duval	STW	0

Florida Department of Environmental Protection  
2022 Reuse Inventory | November 2023

Facility ID	Reuse System Name	County	Source of Water	Avg Flow (mgd)
FL0026450	District II WWTF	Duval	SW	0
FL0026468	Southwest District WWTF	Duval	ASR	0
FL0026468	Southwest District WWTF	Duval	DW	0
FL0026468	Southwest District WWTF	Duval	GW	0
FL0026468	Southwest District WWTF	Duval	RO	0
FL0026468	Southwest District WWTF	Duval	RW	12.28
FL0026468	Southwest District WWTF	Duval	STW	0
FL0026468	Southwest District WWTF	Duval	SW	0
FL0038776	Atlantic Beach WWTF	Duval	RW	1.93
FL0024007	ECUA – Pensacola Beach WRF	Escambia	RW	0.98
FL0031801	ECUA – Bayou Marcus Water Reclamation Facility	Escambia	DW	0.001
FL0031801	ECUA – Bayou Marcus Water Reclamation Facility	Escambia	RW	6.009
FL0559351	ECUA – Central Water Reclamation Facility	Escambia	RW	15.006
FL0020907	City of Bunnell WWTF	Flagler	RW	0.364
FL0116009	Palm Coast WWTF	Flagler	RW	6.383
FL0710008	Palm Coast WWTF #2	Flagler	RW	1.028
FLA011593	Maritime Estates I WWTF	Flagler	RW	0.002
FLA011597	Plantation Bay WWTF	Flagler	ASR	0
FLA011597	Plantation Bay WWTF	Flagler	DW	0
FLA011597	Plantation Bay WWTF	Flagler	GW	0
FLA011597	Plantation Bay WWTF	Flagler	RO	0
FLA011597	Plantation Bay WWTF	Flagler	RW	0.226
FLA011597	Plantation Bay WWTF	Flagler	STW	0
FLA011597	Plantation Bay WWTF	Flagler	SW	0
FLA011599	Matanzas Shores WWTF	Flagler	RW	0.099
FLA011601	Bulow Village WWTF	Flagler	ASR	0
FLA011601	Bulow Village WWTF	Flagler	DW	0
FLA011601	Bulow Village WWTF	Flagler	GW	0
FLA011601	Bulow Village WWTF	Flagler	RO	0
FLA011601	Bulow Village WWTF	Flagler	RW	0.048

Facility ID	Reuse System Name	County	Source of Water	Avg Flow (mgd)
FLA011601	Bulow Village WWTF	Flagler	STW	0
FLA011601	Bulow Village WWTF	Flagler	SW	0
FLA011602	Dunes Community Development District WWTF	Flagler	GW	0.089
FLA011602	Dunes Community Development District WWTF	Flagler	RW	1.898
FLA011602	Dunes Community Development District WWTF	Flagler	STW	0.252
FLA011604	Maritime Estates II	Flagler	RW	0.002
FLA011611	Flagler-By-The-Sea WWTF	Flagler	RW	0.003
FL0029033	Quincy WWTP	Gadsden	ASR	0
FL0029033	Quincy WWTP	Gadsden	DW	0
FL0029033	Quincy WWTP	Gadsden	GW	0
FL0029033	Quincy WWTP	Gadsden	RO	0
FL0029033	Quincy WWTP	Gadsden	RW	0.973
FL0029033	Quincy WWTP	Gadsden	STW	0
FL0029033	Quincy WWTP	Gadsden	SW	0
FLA100765	Havana WWTF	Gadsden	ASR	0
FLA100765	Havana WWTF	Gadsden	DW	0
FLA100765	Havana WWTF	Gadsden	GW	0
FLA100765	Havana WWTF	Gadsden	RO	0
FLA100765	Havana WWTF	Gadsden	RW	0.161
FLA100765	Havana WWTF	Gadsden	STW	0
FLA100765	Havana WWTF	Gadsden	SW	0
FLA100781	City of Gretna – WWTP	Gadsden	RW	0.257
FLA011620	Lancaster Correctional Institution WWTF	Gilchrist	ASR	0
FLA011620	Lancaster Correctional Institution WWTF	Gilchrist	DW	0
FLA011620	Lancaster Correctional Institution WWTF	Gilchrist	GW	0
FLA011620	Lancaster Correctional Institution WWTF	Gilchrist	RO	0
FLA011620	Lancaster Correctional Institution WWTF	Gilchrist	RW	0.109
FLA011620	Lancaster Correctional Institution WWTF	Gilchrist	STW	0
FLA011620	Lancaster Correctional Institution WWTF	Gilchrist	SW	0
FLA010105	Gulf Correctional Institution WWTP	Gulf	RW	0.193

Facility ID	Reuse System Name	County	Source of Water	Avg Flow (mgd)
FLA020206	City of Port St. Joe WWTF	Gulf	ASR	0
FLA020206	City of Port St. Joe WWTF	Gulf	DW	0
FLA020206	City of Port St. Joe WWTF	Gulf	GW	0
FLA020206	City of Port St. Joe WWTF	Gulf	RO	0
FLA020206	City of Port St. Joe WWTF	Gulf	RW	0.82
FLA020206	City of Port St. Joe WWTF	Gulf	STW	0
FLA020206	City of Port St. Joe WWTF	Gulf	SW	0
FLA011623	Jennings WWTF	Hamilton	ASR	0
FLA011623	Jennings WWTF	Hamilton	DW	0
FLA011623	Jennings WWTF	Hamilton	GW	0
FLA011623	Jennings WWTF	Hamilton	RO	0
FLA011623	Jennings WWTF	Hamilton	RW	0.117
FLA011623	Jennings WWTF	Hamilton	STW	0
FLA011623	Jennings WWTF	Hamilton	SW	0
FLA119903	City of Zolfo Springs WWTF	Hardee	RW	.1
FLA119903	City of Zolfo Springs WWTF	Hardee	RW	0.109
FLA290980	Wauchula Hills WWTP	Hardee	RW	0.149
FLA014283	City of Labelle – WWTP #1	Hendry	RW	0.439
FLA014290	Port Labelle WWTP	Hendry	RW	0.155
FLA012031	Ridge Manor Subregional WWTF	Hernando	RW	0.262
FLA012036	William S. Smith Water Reclamation Facility	Hernando	ASR	0
FLA012036	William S. Smith Water Reclamation Facility	Hernando	DW	0
FLA012036	William S. Smith Water Reclamation Facility	Hernando	GW	0
FLA012036	William S. Smith Water Reclamation Facility	Hernando	RO	0
FLA012036	William S. Smith Water Reclamation Facility	Hernando	RW	0.969
FLA012036	William S. Smith Water Reclamation Facility	Hernando	STW	0
FLA012036	William S. Smith Water Reclamation Facility	Hernando	SW	0
FLA012043	Spring Hill WRF	Hernando	RW	1.184
FLA012069	Glen Water Reclamation Facility	Hernando	RW	1.503
FLA017223	Hernando County Airport WRF	Hernando	RW	1.629

Facility ID	Reuse System Name	County	Source of Water	Avg Flow (mgd)
FLA014311	City of Sebring Cemetery Road WWTP	Highlands	ASR	0
FLA014311	City of Sebring Cemetery Road WWTP	Highlands	DW	0
FLA014311	City of Sebring Cemetery Road WWTP	Highlands	GW	0
FLA014311	City of Sebring Cemetery Road WWTP	Highlands	RO	0
FLA014311	City of Sebring Cemetery Road WWTP	Highlands	RW	1.111
FLA014311	City of Sebring Cemetery Road WWTP	Highlands	STW	0
FLA014311	City of Sebring Cemetery Road WWTP	Highlands	SW	0
FLA014313	City of Avon Park WWTP	Highlands	RW	0.921
FLA014328	Western Blvd WWTP	Highlands	RW	0.099
FLA014329	Tomoka Heights WWTP AKA Placid Utilities	Highlands	ASR	0
FLA014329	Tomoka Heights WWTP AKA Placid Utilities	Highlands	DW	0
FLA014329	Tomoka Heights WWTP AKA Placid Utilities	Highlands	GW	0
FLA014329	Tomoka Heights WWTP AKA Placid Utilities	Highlands	RO	0
FLA014329	Tomoka Heights WWTP AKA Placid Utilities	Highlands	RW	0.074
FLA014329	Tomoka Heights WWTP AKA Placid Utilities	Highlands	STW	0
FLA014329	Tomoka Heights WWTP AKA Placid Utilities	Highlands	SW	0
FLA014389	Sun'N Lake of Sebring Unit 23 WWTP	Highlands	RW	0.401
FLA016268	Sun'N Lake of Sebring Unit 4 WWTP	Highlands	RW	0.054
FLA281484	North Main Street WWTP	Highlands	ASR	0
FLA281484	North Main Street WWTP	Highlands	DW	0
FLA281484	North Main Street WWTP	Highlands	GW	0
FLA281484	North Main Street WWTP	Highlands	RO	0
FLA281484	North Main Street WWTP	Highlands	RW	0.112
FLA281484	North Main Street WWTP	Highlands	STW	0
FLA281484	North Main Street WWTP	Highlands	SW	0
FL0026557	Plant City WRF	Hillsborough	ASR	0
FL0026557	Plant City WRF	Hillsborough	DW	0
FL0026557	Plant City WRF	Hillsborough	GW	0
FL0026557	Plant City WRF	Hillsborough	RO	0
FL0026557	Plant City WRF	Hillsborough	RW	4.596

Florida Department of Environmental Protection  
2022 Reuse Inventory | November 2023

Facility ID	Reuse System Name	County	Source of Water	Avg Flow (mgd)
FL0026557	Plant City WRF	Hillsborough	STW	0
FL0026557	Plant City WRF	Hillsborough	SW	0
FL0028061	South County Regional AWWTP	Hillsborough	RW	26.71
FL0041670	Northwest Regional WRF	Hillsborough	RW	18.93
FL0122076	Rice Creek WWTF	Hillsborough	ASR	0
FL0122076	Rice Creek WWTF	Hillsborough	DW	0
FL0122076	Rice Creek WWTF	Hillsborough	GW	0
FL0122076	Rice Creek WWTF	Hillsborough	RO	0
FL0122076	Rice Creek WWTF	Hillsborough	RW	0.069
FL0122076	Rice Creek WWTF	Hillsborough	STW	0
FL0122076	Rice Creek WWTF	Hillsborough	SW	0
FLA012169	Riverside Club WWTP	Hillsborough	ASR	0
FLA012169	Riverside Club WWTP	Hillsborough	DW	0
FLA012169	Riverside Club WWTP	Hillsborough	GW	0
FLA012169	Riverside Club WWTP	Hillsborough	RO	0
FLA012169	Riverside Club WWTP	Hillsborough	RW	0.061
FLA012169	Riverside Club WWTP	Hillsborough	STW	0
FLA012169	Riverside Club WWTP	Hillsborough	SW	0
FLA122246	Country Meadows-Golden Lakes WWTP	Hillsborough	ASR	0
FLA122246	Country Meadows-Golden Lakes WWTP	Hillsborough	DW	0
FLA122246	Country Meadows-Golden Lakes WWTP	Hillsborough	GW	0
FLA122246	Country Meadows-Golden Lakes WWTP	Hillsborough	RO	0
FLA122246	Country Meadows-Golden Lakes WWTP	Hillsborough	RW	0.107
FLA122246	Country Meadows-Golden Lakes WWTP	Hillsborough	STW	0
FLA122246	Country Meadows-Golden Lakes WWTP	Hillsborough	SW	0
FLA010431	IRCUD/Central (Gifford) WWTF	Indian River	RW	5.176
FLA010431	IRCUD/Central (Gifford) WWTF	Indian River	SW	0.542
FLA021661	City of Vero Beach	Indian River	ASR	0
FLA021661	City of Vero Beach	Indian River	DW	0.032
FLA021661	City of Vero Beach	Indian River	GW	0

Facility ID	Reuse System Name	County	Source of Water	Avg Flow (mgd)
FLA021661	City of Vero Beach	Indian River	RO	0
FLA021661	City of Vero Beach	Indian River	RW	3.24
FLA021661	City of Vero Beach	Indian River	STW	0
FLA021661	City of Vero Beach	Indian River	SW	0.149
FLA010115	Town of Sneads – WWTF	Jackson	ASR	0
FLA010115	Town of Sneads – WWTF	Jackson	DW	0
FLA010115	Town of Sneads – WWTF	Jackson	GW	0
FLA010115	Town of Sneads – WWTF	Jackson	RO	0
FLA010115	Town of Sneads – WWTF	Jackson	RW	0.442
FLA010115	Town of Sneads – WWTF	Jackson	STW	0
FLA010115	Town of Sneads – WWTF	Jackson	SW	0
FLA010127	Jackson Correctional Institution WWTP	Jackson	RW	0.1047
FLA101141	City of Marianna WWTP	Jackson	RW	1.422
FLA101168	Cottondale WWTP	Jackson	RW	0.0996
FLA546429	Town of Grand Ridge WWTF	Jackson	ASR	0
FLA546429	Town of Grand Ridge WWTF	Jackson	DW	0
FLA546429	Town of Grand Ridge WWTF	Jackson	GW	0
FLA546429	Town of Grand Ridge WWTF	Jackson	RO	0
FLA546429	Town of Grand Ridge WWTF	Jackson	RW	0.042
FLA546429	Town of Grand Ridge WWTF	Jackson	STW	0
FLA546429	Town of Grand Ridge WWTF	Jackson	SW	0
FL0027839	City of Monticello – WWTP	Jefferson	RW	0.306
FLA010507	Eustis Bates Avenue WWTF	Lake	ASR	0
FLA010507	Eustis Bates Avenue WWTF	Lake	DW	0
FLA010507	Eustis Bates Avenue WWTF	Lake	GW	0
FLA010507	Eustis Bates Avenue WWTF	Lake	RO	0
FLA010507	Eustis Bates Avenue WWTF	Lake	RW	1.649
FLA010507	Eustis Bates Avenue WWTF	Lake	STW	0
FLA010507	Eustis Bates Avenue WWTF	Lake	SW	0
FLA010509	Tavares/Woodlea Road WWTF	Lake	ASR	0



Facility ID	Reuse System Name	County	Source of Water	Avg Flow (mgd)
FLA010509	Tavares/Woodlea Road WWTF	Lake	DW	0
FLA010509	Tavares/Woodlea Road WWTF	Lake	GW	0
FLA010509	Tavares/Woodlea Road WWTF	Lake	RO	0
FLA010509	Tavares/Woodlea Road WWTF	Lake	RW	1.529
FLA010509	Tavares/Woodlea Road WWTF	Lake	RW	1.573
FLA010509	Tavares/Woodlea Road WWTF	Lake	STW	0
FLA010509	Tavares/Woodlea Road WWTF	Lake	SW	0
FLA010515	Clermont – East	Lake	GW	0.48
FLA010515	Clermont – East	Lake	RW	3.191
FLA010538	Clerbrook RV Resorts	Lake	RW	0.038
FLA010555	Villages WWTF	Lake	RW	0.891
FLA010570	Pennbrooke Fairways	Lake	ASR	0
FLA010570	Pennbrooke Fairways	Lake	DW	0
FLA010570	Pennbrooke Fairways	Lake	GW	0

### Appendix D. Reclaimed Water Utilization

County	Reuse System Name	Reuse Type	Reuse Subtype	Capacity (mgd)	Flow (mgd)	Area (acres)
Alachua	City of Alachua AWRP	AI	OC	1.23	0.74	105
Alachua	City of Alachua AWRP	IND	AOF	1.5	0.01	0
Alachua	City of Alachua AWRP	PAA&LI	GCI	0.4	0	197
Alachua	GRU – Main Street WRF	IND	AOF	0.6698	200	0
Alachua	GRU – Main Street WRF	IND	ATP	0	1.195	0
Alachua	GRU – Main Street WRF	OTH	OTH	7.5	4.505	1,300
Alachua	GRU – Main Street WRF	PAA&LI	OPAA	0.3447	0.028	295
Alachua	Hawthorne WWTF	AI	EC	0	0	0
Alachua	Hawthorne WWTF	AI	OC	0	0	0
Alachua	Hawthorne WWTF	GWR&IPR	AF	0	0	0
Alachua	Hawthorne WWTF	GWR&IPR	INJ	0	0	0
Alachua	Hawthorne WWTF	GWR&IPR	RIB	0	0.084	0
Alachua	Hawthorne WWTF	GWR&IPR	SWA	0	0	0
Alachua	Hawthorne WWTF	IND	AOF	0	0	0
Alachua	Hawthorne WWTF	IND	ATP	0	0	0
Alachua	Hawthorne WWTF	PAA&LI	GCI	0	0	0
Alachua	Hawthorne WWTF	PAA&LI	OPAA	0	0	0
Alachua	Hawthorne WWTF	PAA&LI	RI	0	0	0
Alachua	Hawthorne WWTF	TF	NA	0	0	0
Alachua	High Springs WWTF	AI	EC	0	0	0
Alachua	High Springs WWTF	AI	OC	0	0	0
Alachua	High Springs WWTF	FP	NA	0	0	0
Alachua	High Springs WWTF	GWR&IPR	AF	0	0.21	0
Alachua	High Springs WWTF	GWR&IPR	INJ	0	0	0
Alachua	High Springs WWTF	GWR&IPR	RIB	0	0	0
Alachua	High Springs WWTF	GWR&IPR	SWA	0	0	0
Alachua	High Springs WWTF	IND	AOF	0	0	0
Alachua	High Springs WWTF	IND	ATP	0	0	0

Florida Department of Environmental Protection  
2022 Reuse Inventory | November 2023

County	Reuse System Name	Reuse Type	Reuse Subtype	Capacity (mgd)	Flow (mgd)	Area (acres)
Alachua	High Springs WWTF	PAA&LI	GCI	0	0	0
Alachua	High Springs WWTF	PAA&LI	OPAA	0	0	0
Alachua	High Springs WWTF	PAA&LI	RI	0	0	0
Alachua	High Springs WWTF	TF	NA	0	0	0
Alachua	High Springs WWTF	WL	NA	0	0	0
Alachua	Kanapaha WRF	GWR&IPR	INJ	10	7.64	0
Alachua	Kanapaha WRF	IND	ATP	0	0.23	0
Alachua	Kanapaha WRF	OTH	OTH	2.9	1.86	106
Alachua	Kanapaha WRF	PAA&LI	GCI	0.13	0.07	140
Alachua	Kanapaha WRF	PAA&LI	RI	5.7	1.71	1,249
Alachua	Newberry WWTF	AI	OC	0.56	0.24	39.87
Alachua	University of Florida WWTF (FDOE)	IND	AOF	0.5	0.34	1
Alachua	University of Florida WWTF (FDOE)	IND	ATP	0	0.03	2
Alachua	University of Florida WWTF (FDOE)	PAA&LI	GCI	0.15	0.15	75
Alachua	University of Florida WWTF (FDOE)	PAA&LI	OPAA	2.35	0.43	340
Baker	Baker Correctional Institution WWTF	AI	EC	0	0	0
Baker	Baker Correctional Institution WWTF	AI	OC	0.054	0.03	22.2
Baker	Baker Correctional Institution WWTF	FP	NA	0	0	0
Baker	Baker Correctional Institution WWTF	GWR&IPR	AF	0	0	0
Baker	Baker Correctional Institution WWTF	GWR&IPR	INJ	0	0	0
Baker	Baker Correctional Institution WWTF	GWR&IPR	RIB	0.19	0.11	4.65
Baker	Baker Correctional Institution WWTF	GWR&IPR	SWA	0	0	0
Baker	Baker Correctional Institution WWTF	IND	AOF	0	0	0
Baker	Baker Correctional Institution WWTF	IND	ATP	0	0	0
Baker	Baker Correctional Institution WWTF	OTH	OTH	0	0	0
Baker	Baker Correctional Institution WWTF	PAA&LI	GCI	0	0	0
Baker	Baker Correctional Institution WWTF	PAA&LI	OPAA	0	0	0
Baker	Baker Correctional Institution WWTF	PAA&LI	RI	0	0	0
Baker	Baker Correctional Institution WWTF	TF	NA	0.128	0.08	0
Baker	Baker Correctional Institution WWTF	WL	NA	0	0	0

Florida Department of Environmental Protection  
2022 Reuse Inventory | November 2023

County	Reuse System Name	Reuse Type	Reuse Subtype	Capacity (mgd)	Flow (mgd)	Area (acres)
Bay	Lynn Haven AWTF	PAA&LI	GCI	1.5	0.06	87
Bay	Lynn Haven AWTF	PAA&LI	OPAA	1.5	0.04	60
Bay	Lynn Haven AWTF	PAA&LI	RI	1.5	0.43	600
Bay	Military Point Regional AWT Facility	IND	ATP	0.114	0	10
Bay	Military Point Regional AWT Facility	PAA&LI	GCI	1	0	100
Bay	North Bay WWTF	GWR&IPR	RIB	0.5	0.11	6.12
Bay	Panama City Beach WWTP #1	IND	AOF	0.013	0.01	2
Bay	Panama City Beach WWTP #1	IND	ATP	0.005	0	1
Bay	Panama City Beach WWTP #1	PAA&LI	OPAA	0.96	0.85	193
Bay	Panama City Beach WWTP #1	PAA&LI	RI	2.487	1.90	433
Bay	Panama City Beach WWTP #1	WL	NA	18	5.07	1,150
Bradford	Florida State Prison WWTF	AI	EC	0	0	0
Bradford	Florida State Prison WWTF	AI	OC	1.58	0.94	766
Bradford	Florida State Prison WWTF	FP	NA	0	0	0
Bradford	Florida State Prison WWTF	GWR&IPR	AF	0	0	0
Bradford	Florida State Prison WWTF	GWR&IPR	INJ	0	0	0
Bradford	Florida State Prison WWTF	GWR&IPR	RIB	0	0	0
Bradford	Florida State Prison WWTF	GWR&IPR	SWA	0	0	0
Bradford	Florida State Prison WWTF	IND	AOF	0	0	0
Bradford	Florida State Prison WWTF	IND	ATP	0	0	0
Bradford	Florida State Prison WWTF	OTH	OTH	0	0	0
Bradford	Florida State Prison WWTF	PAA&LI	GCI	0	0	0
Bradford	Florida State Prison WWTF	PAA&LI	OPAA	0	0	0
Bradford	Florida State Prison WWTF	PAA&LI	RI	0	0	0
Bradford	Florida State Prison WWTF	TF	NA	0	0	0
Bradford	Florida State Prison WWTF	WL	NA	0	0	0
Bradford	Starke WWTF	AI	EC	0	0	0
Bradford	Starke WWTF	AI	OC	0.8	0.04	150
Bradford	Starke WWTF	FP	NA	0	0	0
Bradford	Starke WWTF	GWR&IPR	AF	0	0	0

Florida Department of Environmental Protection  
2022 Reuse Inventory | November 2023

County	Reuse System Name	Reuse Type	Reuse Subtype	Capacity (mgd)	Flow (mgd)	Area (acres)
Bradford	Starke WWTF	GWR&IPR	INJ	0	0	0
Bradford	Starke WWTF	GWR&IPR	RIB	0	0	0
Bradford	Starke WWTF	GWR&IPR	SWA	0	0	0
Bradford	Starke WWTF	IND	AOF	0	0	0
Bradford	Starke WWTF	IND	ATP	0	0	0
Bradford	Starke WWTF	OTH	OTH	0	0	0
Bradford	Starke WWTF	PAA&LI	GCI	0	0	0
Bradford	Starke WWTF	PAA&LI	OPAA	0	0	0
Bradford	Starke WWTF	PAA&LI	RI	0	0	0
Bradford	Starke WWTF	TF	NA	0	0	0
Bradford	Starke WWTF	WL	NA	0	0	0
Brevard	BCUD/North Regional/John D. Wright	GWR&IPR	RIB	0.75	0.07	14
Brevard	BCUD/North Regional/John D. Wright	IND	ATP	0	0	5
Brevard	BCUD/North Regional/John D. Wright	PAA&LI	GCI	1.25	0.11	139
Brevard	BCUD/North Regional/John D. Wright	PAA&LI	OPAA	0	0.11	20
Brevard	BCUD/Port St. John	GWR&IPR	AF	0.15	0.09	1
Brevard	BCUD/Port St. John	GWR&IPR	RIB	0.356	0.26	1.5
Brevard	BCUD/Port St. John	PAA&LI	OPAA	0.1	0.05	20
Brevard	BCUD/South Beaches	PAA&LI	GCI	0.993	0.71	80
Brevard	BCUD/South Beaches	PAA&LI	RI	0.3	1.52	35.9
Brevard	BCUD/South Central Regional	PAA&LI	GCI	1.996	0	569
Brevard	BCUD/South Central Regional	PAA&LI	RI	6.2	3.81	1,248
Brevard	BCUD/South Central Regional	WL	NA	0.99	0	163
Brevard	BCUD/Sykes Creek Regional WWTF	IND	ATP	0.17	0.27	20
Brevard	BCUD/Sykes Creek Regional WWTF	PAA&LI	GCI	0.26	0.17	120
Brevard	BCUD/Sykes Creek Regional WWTF	PAA&LI	RI	3.68	1.10	527
Brevard	Barefoot Bay Advanced WWTF	AI	OC	0.917	0.55	360
Brevard	Barefoot Bay Advanced WWTF	IND	ATP	0.01	0	10
Brevard	Barefoot Bay Advanced WWTF	PAA&LI	GCI	0.124	0.06	50
Brevard	Cape Canaveral Air Force Station Regional WWTF	GWR&IPR	RIB	0.8	0.42	5.48

Florida Department of Environmental Protection  
2022 Reuse Inventory | November 2023

County	Reuse System Name	Reuse Type	Reuse Subtype	Capacity (mgd)	Flow (mgd)	Area (acres)
Brevard	Cape Canaveral WRF	OTH	OTH	0	0	52
Brevard	Cape Canaveral WRF	PAA&LI	RI	1.45	0.91	445
Brevard	Cocoa Beach WRF	IND	ATP	6	0.25	16
Brevard	Cocoa Beach WRF	PAA&LI	GCI	6	0.16	1,200
Brevard	Cocoa Beach WRF	PAA&LI	RI	6	2.41	3,000
Brevard	Cocoa Water Reclamation Facility	IND	AOF	0	0.04	0
Brevard	Cocoa Water Reclamation Facility	IND	ATP	0	0.01	0
Brevard	Cocoa Water Reclamation Facility	PAA&LI	GCI	0.1	0.04	13.37
Brevard	Cocoa Water Reclamation Facility	PAA&LI	OPAA	0.26	0.11	58.1
Brevard	Cocoa Water Reclamation Facility	PAA&LI	RI	4.13	1.75	474.7
Brevard	Cocoa Water Reclamation Facility	TF	NA	0	0.01	0
Brevard	Melbourne/DB Lee WWTP	IND	ATP	0.34	0.34	35
Brevard	Melbourne/DB Lee WWTP	PAA&LI	GCI	1	0.19	120
Brevard	Melbourne/DB Lee WWTP	PAA&LI	OPAA	0.73	0.73	224
Brevard	Melbourne/DB Lee WWTP	PAA&LI	RI	0.44	0.44	188
Brevard	Melbourne/Grant Street	IND	ATP	0.159	0.16	21
Brevard	Melbourne/Grant Street	PAA&LI	GCI	0.5	0.14	100
Brevard	Melbourne/Grant Street	PAA&LI	OPAA	0.28	0.28	74
Brevard	Melbourne/Grant Street	PAA&LI	RI	0.003	0	2
Brevard	Melbourne/Grant Street	WL	NA	0	0	4
Brevard	City of Rockledge	AI	EC	0	0	0
Brevard	City of Rockledge	AI	OC	0	0	0
Brevard	City of Rockledge	FP	NA	0	0	0
Brevard	City of Rockledge	GWR&IPR	AF	0	0	0
Brevard	City of Rockledge	GWR&IPR	INJ	0	0	0
Brevard	City of Rockledge	GWR&IPR	RIB	0	0	0
Brevard	City of Rockledge	GWR&IPR	SWA	0	0	0
Brevard	City of Rockledge	IND	AOF	0	0	0
Brevard	City of Rockledge	IND	ATP	4.177	0.27	0
Brevard	City of Rockledge	OTH	OTH	0	0	0

Florida Department of Environmental Protection  
2022 Reuse Inventory | November 2023

County	Reuse System Name	Reuse Type	Reuse Subtype	Capacity (mgd)	Flow (mgd)	Area (acres)
Brevard	City of Rockledge	PAA&LI	GCI	0.35	0.07	0
Brevard	City of Rockledge	PAA&LI	OPAA	0.291	0.03	0
Brevard	City of Rockledge	PAA&LI	RI	4.177	0.99	0
Brevard	City of Rockledge	TF	NA	0	0	0
Brevard	City of Rockledge	WL	NA	0	0	0
Brevard	Titusville North – Osprey	OTH	OTH	0.493	0.19	275
Brevard	Titusville North – Osprey	PAA&LI	GCI	0.65	0.14	300
Brevard	Titusville North – Osprey	PAA&LI	OPAA	1.635	0.26	419.25
Brevard	Titusville North – Osprey	PAA&LI	RI	2.079	3.52	533
Brevard	Titusville North – Osprey	WL	NA	4.68	1.67	292
Brevard	West Melbourne/Ray Bullard	PAA&LI	RI	1.02	0.90	173
Broward	Broward Co. North Regional WWTP	IND	AOF	0	0.07	0
Broward	Broward Co. North Regional WWTP	IND	ATP	0	3.40	0
Broward	Broward Co. North Regional WWTP	PAA&LI	OPAA	10	0.08	202.82
Broward	Broward Co. North Regional WWTP	PAA&LI	RI	0	0	2.3
Broward	Hollywood Southern Regional WWTF	IND	ATP	4	3.59	55
Broward	Hollywood Southern Regional WWTF	PAA&LI	GCI	2.82	1.64	602.8
Broward	Hollywood Southern Regional WWTF	PAA&LI	OPAA	0.511	0.04	121
Broward	Hollywood Southern Regional WWTF	PAA&LI	RI	0.672	0.19	16
Broward	City of Miramar WWTF	AI	EC	0	0	0
Broward	City of Miramar WWTF	AI	OC	0	0	0
Broward	City of Miramar WWTF	FP	NA	0	0	0
Broward	City of Miramar WWTF	GWR&IPR	AF	0	0	0
Broward	City of Miramar WWTF	GWR&IPR	INJ	0	0	0
Broward	City of Miramar WWTF	GWR&IPR	RIB	0	0	0
Broward	City of Miramar WWTF	GWR&IPR	SWA	0	0	0
Broward	City of Miramar WWTF	IND	AOF	0	0	0
Broward	City of Miramar WWTF	IND	ATP	0	1.34	0
Broward	City of Miramar WWTF	OTH	OTH	0	0	0
Broward	City of Miramar WWTF	PAA&LI	GCI	0	0	0

Florida Department of Environmental Protection  
2022 Reuse Inventory | November 2023

County	Reuse System Name	Reuse Type	Reuse Subtype	Capacity (mgd)	Flow (mgd)	Area (acres)
Broward	City of Miramar WWTF	PAA&LI	OPAA	0	0	0
Broward	City of Miramar WWTF	PAA&LI	RI	7.5	2.89	26.73
Broward	City of Miramar WWTF	TF	NA	0	0	0
Broward	City of Miramar WWTF	WL	NA	0	0	0
Broward	Plantation Regional WWTP	IND	ATP	1	0.57	14.75
Broward	Plantation Regional WWTP	PAA&LI	OPAA	1	0	113.57
Broward	Pompano Beach Community Park Reuse City	AI	EC	0	0	0
Broward	Pompano Beach Community Park Reuse City	AI	OC	0	0	0
Broward	Pompano Beach Community Park Reuse City	FP	NA	0	0	0
Broward	Pompano Beach Community Park Reuse City	GWR&IPR	AF	0	0	0
Broward	Pompano Beach Community Park Reuse City	GWR&IPR	INJ	0	0	0
Broward	Pompano Beach Community Park Reuse City	GWR&IPR	RIB	0	0	0
Broward	Pompano Beach Community Park Reuse City	GWR&IPR	SWA	0	0	0
Broward	Pompano Beach Community Park Reuse City	IND	AOF	0	0	0
Broward	Pompano Beach Community Park Reuse City	IND	ATP	0	0	0
Broward	Pompano Beach Community Park Reuse City	OTH	OTH	0	0	0
Broward	Pompano Beach Community Park Reuse City	PAA&LI	GCI	7.5	1.25	300
Broward	Pompano Beach Community Park Reuse City	PAA&LI	OPAA	0	0.09	0
Broward	Pompano Beach Community Park Reuse City	PAA&LI	RI	0	1.17	0
Broward	Pompano Beach Community Park Reuse City	TF	NA	0	0	0
Broward	Pompano Beach Community Park Reuse City	WL	NA	0	0	0
Broward	Sunrise No. 3 WWTP (Sawgrass)	IND	ATP	2	0.15	0
Broward	Sunrise Southwest WWTP	GWR&IPR	RIB	0.99	0.29	5.4
Broward	Tindall Hammock Wastewater Treatment Facility	AI	EC	0	0	0
Broward	Tindall Hammock Wastewater Treatment Facility	AI	OC	0	0	0
Broward	Tindall Hammock Wastewater Treatment Facility	FP	NA	0	0	0
Broward	Tindall Hammock Wastewater Treatment Facility	GWR&IPR	AF	0	0	0
Broward	Tindall Hammock Wastewater Treatment Facility	GWR&IPR	INJ	0	0	0
Broward	Tindall Hammock Wastewater Treatment Facility	GWR&IPR	RIB	0	0	0
Broward	Tindall Hammock Wastewater Treatment Facility	GWR&IPR	SWA	0	0	0



Florida Department of Environmental Protection  
2022 Reuse Inventory | November 2023

County	Reuse System Name	Reuse Type	Reuse Subtype	Capacity (mgd)	Flow (mgd)	Area (acres)
Broward	Tindall Hammock Wastewater Treatment Facility	IND	AOF	0	0	0
Broward	Tindall Hammock Wastewater Treatment Facility	IND	ATP	0	0	0
Broward	Tindall Hammock Wastewater Treatment Facility	OTH	OTH	0.6	0.39	0
Broward	Tindall Hammock Wastewater Treatment Facility	PAA&LI	GCI	0	0	0
Broward	Tindall Hammock Wastewater Treatment Facility	PAA&LI	OPAA	0	0	0
Broward	Tindall Hammock Wastewater Treatment Facility	PAA&LI	RI	0	0	0
Broward	Tindall Hammock Wastewater Treatment Facility	TF	NA	0	0	0
Broward	Tindall Hammock Wastewater Treatment Facility	WL	NA	0	0	0
Broward	Town of Davie Water Reclamation Facility	IND	AOF	0.534	0	0
Broward	Town of Davie Water Reclamation Facility	IND	ATP	0.891	0.05	0
Broward	Town of Davie Water Reclamation Facility	PAA&LI	GCI	0.872	0	250.4
Broward	Town of Davie Water Reclamation Facility	PAA&LI	OPAA	1.043	0.59	0
Broward	Town of Davie Water Reclamation Facility	TF	NA	0.16	0.03	0
Charlotte	Charlotte Correctional Institution WWTP	FP	NA	0	0	0
Charlotte	Charlotte Correctional Institution WWTP	GWR&IPR	RIB	0.25	0.05	57.4
Charlotte	Charlotte Correctional Institution WWTP	TF	NA	0.15	0.14	0
Charlotte	Charlotte County Utilities – Burnt Store WWTP	GWR&IPR	RIB	0.25	0.12	6.5
Charlotte	Charlotte County Utilities – Burnt Store WWTP	PAA&LI	OPAA	0.048	0.01	5
Charlotte	Charlotte County Utilities – Eastport WWTP	PAA&LI	GCI	4.558	2.82	1,150
Charlotte	Charlotte County Utilities – Eastport WWTP	PAA&LI	OPAA	3.657	0.13	937
Charlotte	Charlotte County Utilities – Eastport WWTP	PAA&LI	RI	0.845	0.22	217
Charlotte	City of Punta Gorda WWTP	OTH	OTH	0	0	0
Charlotte	Englewood Water District WRF	AI	EC	0	0	0
Charlotte	Englewood Water District WRF	AI	OC	0	0	0
Charlotte	Englewood Water District WRF	FP	NA	0	0	0
Charlotte	Englewood Water District WRF	GWR&IPR	AF	0	0	0
Charlotte	Englewood Water District WRF	GWR&IPR	INJ	0	0	0
Charlotte	Englewood Water District WRF	GWR&IPR	RIB	0	0	0
Charlotte	Englewood Water District WRF	GWR&IPR	SWA	0	0	0
Charlotte	Englewood Water District WRF	IND	AOF	0	0	0

Florida Department of Environmental Protection  
2022 Reuse Inventory | November 2023

County	Reuse System Name	Reuse Type	Reuse Subtype	Capacity (mgd)	Flow (mgd)	Area (acres)
Charlotte	Englewood Water District WRF	IND	ATP	0.36	0.26	110
Charlotte	Englewood Water District WRF	OTH	OTH	0	0	0
Charlotte	Englewood Water District WRF	PAA&LI	GCI	1.33	0.54	286
Charlotte	Englewood Water District WRF	PAA&LI	OPAA	0.27	0.02	46
Charlotte	Englewood Water District WRF	PAA&LI	RI	1.53	0.51	2,960
Charlotte	Englewood Water District WRF	TF	NA	0	0	0
Charlotte	Englewood Water District WRF	WL	NA	0	0	0
Charlotte	Riverwoods Utilities WWTP	PAA&LI	GCI	3	0.05	106.1
Charlotte	Riverwoods Utilities WWTP	PAA&LI	OPAA	3	0	11.4
Charlotte	Riverwoods Utilities WWTP	PAA&LI	RI	3	0.62	17
Charlotte	Town and Country Utility Water Reclamation Facility	PAA&LI	GCI	1.25	0.44	106
Charlotte	Town and Country Utility Water Reclamation Facility	PAA&LI	OPAA	0.5	0.12	70
Charlotte	Town and Country Utility Water Reclamation Facility	PAA&LI	RI	1	0.25	338
Citrus	Beverly Hills WWTF	AI	EC	0	0	0
Citrus	Beverly Hills WWTF	AI	OC	0	0	0
Citrus	Beverly Hills WWTF	FP	NA	0	0	0
Citrus	Beverly Hills WWTF	GWR&IPR	AF	0	0	0
Citrus	Beverly Hills WWTF	GWR&IPR	INJ	0	0	0
Citrus	Beverly Hills WWTF	GWR&IPR	RIB	1	0.46	5.14
Citrus	Beverly Hills WWTF	GWR&IPR	SWA	0	0	0
Citrus	Beverly Hills WWTF	IND	AOF	0	0	0
Citrus	Beverly Hills WWTF	IND	ATP	0	0	0
Citrus	Beverly Hills WWTF	OTH	OTH	0	0	0
Citrus	Beverly Hills WWTF	PAA&LI	GCI	0	0	0
Citrus	Beverly Hills WWTF	PAA&LI	OPAA	0	0	0
Citrus	Beverly Hills WWTF	PAA&LI	RI	0	0	0
Citrus	Beverly Hills WWTF	TF	NA	0	0	0
Citrus	Beverly Hills WWTF	WL	NA	0	0	0
Citrus	Brentwood Regional WWTF	GWR&IPR	RIB	0.5	0.43	7.8
Citrus	City of Crystal River WWTF	AI	OC	1.5	0.48	108

Florida Department of Environmental Protection  
2022 Reuse Inventory | November 2023

County	Reuse System Name	Reuse Type	Reuse Subtype	Capacity (mgd)	Flow (mgd)	Area (acres)
Citrus	City of Crystal River WWTF	IND	AOF	2.15	0.30	1.5
Citrus	City of Inverness WWTF	AI	OC	1.5	0.38	87
Citrus	City of Inverness WWTF	PAA&LI	GCI	0.9	0.15	89
Citrus	Meadowcrest WWTF	GWR&IPR	RIB	2	0.54	14.35
Citrus	Meadowcrest WWTF	PAA&LI	GCI	2	0.27	320
Citrus	Point O Woods	GWR&IPR	RIB	0.036	0.01	0.42
Citrus	Point O Woods	PAA&LI	GCI	0.036	0.01	17.6
Citrus	Southwest Regional Water R. F. FKA Sugarmill Woods WWTF	GWR&IPR	RIB	1.5	0.76	11
Clay	Green Cove Springs – Harbor Road WWTF	AI	EC	0	0	0
Clay	Green Cove Springs – Harbor Road WWTF	AI	OC	0	0	0
Clay	Green Cove Springs – Harbor Road WWTF	FP	NA	0	0	0
Clay	Green Cove Springs – Harbor Road WWTF	GWR&IPR	AF	0	0	0
Clay	Green Cove Springs – Harbor Road WWTF	GWR&IPR	INJ	0	0	0
Clay	Green Cove Springs – Harbor Road WWTF	GWR&IPR	RIB	0	0	0
Clay	Green Cove Springs – Harbor Road WWTF	GWR&IPR	SWA	0	0	0
Clay	Green Cove Springs – Harbor Road WWTF	IND	AOF	0	0	0
Clay	Green Cove Springs – Harbor Road WWTF	IND	ATP	0	0	0
Clay	Green Cove Springs – Harbor Road WWTF	OTH	OTH	0	0	0
Clay	Green Cove Springs – Harbor Road WWTF	PAA&LI	GCI	0.75	0.35	180
Clay	Green Cove Springs – Harbor Road WWTF	PAA&LI	OPAA	0	0	0
Clay	Green Cove Springs – Harbor Road WWTF	PAA&LI	RI	0	0	0
Clay	Green Cove Springs – Harbor Road WWTF	TF	NA	0	0	0
Clay	Green Cove Springs – Harbor Road WWTF	WL	NA	0	0	0
Clay	Orange Park WWTF	OTH	OTH	2.5	0.07	0
Clay	Peter's Creek (FKA Green Cove West) WWTF	GWR&IPR	RIB	0.25	0.12	4.08
Clay	Spencer's Crossing WWTF	AI	EC	0	0	0
Clay	Spencer's Crossing WWTF	AI	OC	0	0	0
Clay	Spencer's Crossing WWTF	FP	NA	0	0	0
Clay	Spencer's Crossing WWTF	GWR&IPR	AF	0	0	0
Clay	Spencer's Crossing WWTF	GWR&IPR	INJ	0	0	0

Florida Department of Environmental Protection  
2022 Reuse Inventory | November 2023

County	Reuse System Name	Reuse Type	Reuse Subtype	Capacity (mgd)	Flow (mgd)	Area (acres)
Clay	Spencer's Crossing WWTF	GWR&IPR	RIB	2.08	0.23	30.88
Clay	Spencer's Crossing WWTF	GWR&IPR	SWA	0	0	0
Clay	Spencer's Crossing WWTF	IND	AOF	0	0	0
Clay	Spencer's Crossing WWTF	IND	ATP	0	0.20	0
Clay	Spencer's Crossing WWTF	OTH	OTH	0	0	0
Clay	Spencer's Crossing WWTF	PAA&LI	GCI	2.522	0.30	507
Clay	Spencer's Crossing WWTF	PAA&LI	OPAA	0	0	0
Clay	Spencer's Crossing WWTF	PAA&LI	RI	14.432	4.85	18,340
Clay	Spencer's Crossing WWTF	TF	NA	0	0	0
Clay	Spencer's Crossing WWTF	WL	NA	0	0	0
Collier	Ave Maria WWTP	PAA&LI	GCI	0.36	0	151
Collier	Ave Maria WWTP	PAA&LI	OPAA	1.69	0.50	178
Collier	Ave Maria WWTP	PAA&LI	RI	3.76	1.10	391
Collier	City of Naples Water Reclamation Facility	PAA&LI	GCI	3	1.33	1,119
Collier	City of Naples Water Reclamation Facility	PAA&LI	OPAA	1	0.36	157.5
Collier	City of Naples Water Reclamation Facility	PAA&LI	RI	6	3.89	618.35
Collier	Collier County South County WRF	PAA&LI	GCI	10.75	6.02	2,771.5
Collier	Collier County South County WRF	PAA&LI	OPAA	2.266	1.67	584.2
Collier	Collier County South County WRF	PAA&LI	RI	10.39	8.21	2,657.96
Collier	Everglades City WWTF	GWR&IPR	RIB	0.155	0.08	0.01
Collier	Everglades City WWTF	PAA&LI	GCI	0.152	0	10
Collier	Golden Gate WWTP	GWR&IPR	RIB	1.25	0	7
Collier	Immokalee WWTP	AI	OC	1.84	0.11	364
Collier	Marco Island Utilities WWTP	AI	EC	0	0	0
Collier	Marco Island Utilities WWTP	AI	OC	0	0	0
Collier	Marco Island Utilities WWTP	FP	NA	0	0	0
Collier	Marco Island Utilities WWTP	GWR&IPR	AF	0	0	0
Collier	Marco Island Utilities WWTP	GWR&IPR	INJ	0	0	0
Collier	Marco Island Utilities WWTP	GWR&IPR	RIB	0	0	0
Collier	Marco Island Utilities WWTP	GWR&IPR	SWA	0	0	0

Florida Department of Environmental Protection  
2022 Reuse Inventory | November 2023

County	Reuse System Name	Reuse Type	Reuse Subtype	Capacity (mgd)	Flow (mgd)	Area (acres)
Collier	Marco Island Utilities WWTP	IND	AOF	0	0	0
Collier	Marco Island Utilities WWTP	IND	ATP	0	0	0
Collier	Marco Island Utilities WWTP	OTH	OTH	0	0	0
Collier	Marco Island Utilities WWTP	PAA&LI	GCI	0.973	0.72	314
Collier	Marco Island Utilities WWTP	PAA&LI	OPAA	1.58	1.33	550
Collier	Marco Island Utilities WWTP	PAA&LI	RI	0	0	0
Collier	Marco Island Utilities WWTP	TF	NA	0	0	0
Collier	Marco Island Utilities WWTP	WL	NA	0	0	0
Collier	NE Utilities WWTP	GWR&IPR	RIB	1.1	0.39	5.79
Columbia	Columbia Correctional Institution WWTF	AI	EC	0	0	0
Columbia	Columbia Correctional Institution WWTF	AI	OC	0.28	0.19	36
Columbia	Columbia Correctional Institution WWTF	FP	NA	0	0	0
Columbia	Columbia Correctional Institution WWTF	GWR&IPR	AF	0	0	0
Columbia	Columbia Correctional Institution WWTF	GWR&IPR	INJ	0	0	0
Columbia	Columbia Correctional Institution WWTF	GWR&IPR	RIB	0	0	0
Columbia	Columbia Correctional Institution WWTF	GWR&IPR	SWA	0	0	0
Columbia	Columbia Correctional Institution WWTF	IND	AOF	0	0	0
Columbia	Columbia Correctional Institution WWTF	IND	ATP	0	0	0
Columbia	Columbia Correctional Institution WWTF	OTH	OTH	0	0	0
Columbia	Columbia Correctional Institution WWTF	PAA&LI	GCI	0	0	0
Columbia	Columbia Correctional Institution WWTF	PAA&LI	OPAA	0	0	0
Columbia	Columbia Correctional Institution WWTF	PAA&LI	RI	0	0	0
Columbia	Columbia Correctional Institution WWTF	TF	NA	0.245	0.15	0
Columbia	Columbia Correctional Institution WWTF	WL	NA	0	0	0
Desoto	Desoto County Regional WWTF	AI	OC	0.75	0.43	600
Desoto	William Tyson WWTP	AI	EC	1.27	0.04	0
Desoto	William Tyson WWTP	AI	OC	0	0	0
Desoto	William Tyson WWTP	FP	NA	0	0	0
Desoto	William Tyson WWTP	GWR&IPR	AF	0	0	0
Desoto	William Tyson WWTP	GWR&IPR	INJ	0	0	0

Florida Department of Environmental Protection  
 2022 Reuse Inventory | November 2023

County	Reuse System Name	Reuse Type	Reuse Subtype	Capacity (mgd)	Flow (mgd)	Area (acres)
Desoto	William Tyson WWTP	GWR&IPR	RIB	0.035	0	0
Desoto	William Tyson WWTP	GWR&IPR	SWA	0	0	0
Desoto	William Tyson WWTP	IND	AOF	0	0	0
Desoto	William Tyson WWTP	IND	ATP	0	0	0
Desoto	William Tyson WWTP	OTH	OTH	0	0	0
Desoto	William Tyson WWTP	PAA&LI	GCI	0.46	0.07	0
Desoto	William Tyson WWTP	PAA&LI	OPAA	0.07	0.11	0
Desoto	William Tyson WWTP	PAA&LI	RI	0.02	0.05	0
Desoto	William Tyson WWTP	TF	NA	0	0	0
Desoto	William Tyson WWTP	WL	NA	0	0	0
Dixie	Cross City WWTF	AI	EC	0	0	0
Dixie	Cross City WWTF	AI	OC	0.318	0.58	76.9
Dixie	Cross City WWTF	FP	NA	0	0	0
Dixie	Cross City WWTF	GWR&IPR	AF	0	0	0
Dixie	Cross City WWTF	GWR&IPR	INJ	0	0	0
Dixie	Cross City WWTF	GWR&IPR	RIB	0	0	0
Dixie	Cross City WWTF	GWR&IPR	SWA	0	0	0
Dixie	Cross City WWTF	IND	AOF	0	0	0
Dixie	Cross City WWTF	IND	ATP	0	0	0
Dixie	Cross City WWTF	OTH	OTH	0	0	0
Dixie	Cross City WWTF	PAA&LI	GCI	0	0	0
Dixie	Cross City WWTF	PAA&LI	OPAA	0	0	0
Dixie	Cross City WWTF	PAA&LI	RI	0	0	0
Dixie	Cross City WWTF	TF	NA	0	0	0
Dixie	Cross City WWTF	WL	NA	0	0	0
Duval	Arlington East WWTF	IND	ATP	5	1.99	10
Duval	Arlington East WWTF	PAA&LI	GCI	18.27	1.01	1,000
Duval	Arlington East WWTF	PAA&LI	OPAA	18.27	2.17	1,000
Duval	Arlington East WWTF	PAA&LI	RI	18.27	8.52	1,000
Duval	Atlantic Beach WWTF	PAA&LI	GCI	0.5	0.12	115

Florida Department of Environmental Protection  
2022 Reuse Inventory | November 2023

County	Reuse System Name	Reuse Type	Reuse Subtype	Capacity (mgd)	Flow (mgd)	Area (acres)
Duval	Atlantic Beach WWTF	PAA&LI	OPAA	0	0.02	2
Duval	Atlantic Beach WWTF	PAA&LI	RI	0	0.05	15
Duval	Baldwin WWTF	IND	AOF	0.4	0.06	0
Duval	Buckman WWTF	IND	ATP	5	2.74	10
Duval	District II WWTF	IND	AOF	5	0.39	10
Duval	District II WWTF	IND	ATP	1	0.33	10
Duval	Jacksonville Beach WWTF	IND	ATP	0.03	0	0
Duval	Jacksonville Beach WWTF	OTH	OTH	0.336	0	0
Duval	Jacksonville Beach WWTF	PAA&LI	GCI	0.7	0.23	84
Duval	Jacksonville Beach WWTF	PAA&LI	OPAA	0.057	0	13.4
Duval	Mandarin WRF	IND	ATP	8.75	0.83	10
Duval	Mandarin WRF	PAA&LI	GCI	18.27	1.01	1,000
Duval	Mandarin WRF	PAA&LI	OPAA	18.27	2.17	1,000
Duval	Mandarin WRF	PAA&LI	RI	18.27	8.52	1,000
Duval	Normandy Village Utility Company WWTF	GWR&IPR	RIB	0.4	0.34	7.26
Duval	Normandy Village Utility Company WWTF	OTH	OTH	0	0	0
Duval	Southwest District WWTF	IND	ATP	1	0.25	10
Duval	USN NAS Jacksonville WWTF	AI	OC	1	0.08	43
Duval	USN NAS Jacksonville WWTF	PAA&LI	GCI	1	0.23	234
Escambia	ECUA - Bayou Marcus Water Reclamation Facility	IND	ATP	0	0	0
Escambia	ECUA - Bayou Marcus Water Reclamation Facility	WL	NA	10.25	6.08	992
Escambia	ECUA - Central Water Reclamation Facility	PAA&LI	OPAA	32.15	11.40	119
Escambia	ECUA - Pensacola Beach WRF	IND	ATP	1	0.04	1.95
Escambia	ECUA - Pensacola Beach WRF	PAA&LI	OPAA	1.27	0.07	4
Flagler	City of Bunnell WWTF	OTH	OTH	0.1	0.13	50
Flagler	City of Bunnell WWTF	PAA&LI	GCI	0.5	0.12	609
Flagler	Dunes Community Development District WWTF	PAA&LI	GCI	1.707	0.47	220
Flagler	Dunes Community Development District WWTF	PAA&LI	RI	6.04	1.49	779
Flagler	Palm Coast WWTF #2	PAA&LI	GCI	0.34	0	110.7
Flagler	Palm Coast WWTF #2	PAA&LI	OPAA	2.51	0	892.1

Florida Department of Environmental Protection  
2022 Reuse Inventory | November 2023

County	Reuse System Name	Reuse Type	Reuse Subtype	Capacity (mgd)	Flow (mgd)	Area (acres)
Flagler	Palm Coast WWTF #2	PAA&LI	RI	4.95	0.04	1,773.5
Flagler	Palm Coast WWTF	GWR&IPR	AF	0.6	0.55	60
Flagler	Palm Coast WWTF	GWR&IPR	RIB	2.3	1.52	37.5
Flagler	Palm Coast WWTF	PAA&LI	GCI	1.776	1.40	448
Flagler	Palm Coast WWTF	PAA&LI	OPAA	2.144	0.12	668
Flagler	Palm Coast WWTF	PAA&LI	RI	6.644	2.42	2,043
Flagler	Plantation Bay WWTF	GWR&IPR	RIB	1.7	0.05	1.7
Flagler	Plantation Bay WWTF	PAA&LI	GCI	0.475	0.17	75
Franklin	Apalachicola WWTF	AI	OC	0.701	0.32	150.4
Franklin	Apalachicola WWTF	PAA&LI	OPAA	0.219	0.08	47
Franklin	Kenneth B. Cope AWT Facility	AI	OC	0.5	0	74.31
Franklin	Kenneth B. Cope AWT Facility	PAA&LI	GCI	0.63	0.26	81
Franklin	Kenneth B. Cope AWT Facility	PAA&LI	OPAA	0.19	0.08	25
Franklin	Kenneth B. Cope AWT Facility	TF	NA	0.9	0.06	0
Gadsden	Gadsden East WWTF	GWR&IPR	RIB	0.25	0.21	3.97
Gadsden	City of Gretna WWTP	AI	OC	0.4	0.16	3.21
Gadsden	City of Gretna WWTP	GWR&IPR	RIB	0.4	0	40
Gadsden	Havana WWTF	AI	OC	0.4	0.09	174
Gadsden	Havana WWTF	IND	ATP	0.4	0.07	0
Gadsden	Quincy WWTP	GWR&IPR	SWA	0	0	0
Gilchrist	Lancaster Correctional Institution WWTF	AI	OC	0.25	0.09	33.8
Gilchrist	Trenton WWTF	AI	OC	0.2	0.14	40
Gulf	Gulf Correctional Institution WWTP	AI	OC	0.35	0.15	54
Gulf	City of Port St. Joe WWTF	GWR&IPR	AF	1.9	0.85	72
Hamilton	Jennings WWTF	AI	EC	0	0	0
Hamilton	Jennings WWTF	AI	OC	0.175	0.12	44
Hamilton	Jennings WWTF	PAA&LI	GCI	0	0	0
Hamilton	Jennings WWTF	PAA&LI	OPAA	0	0	0
Hamilton	Jennings WWTF	PAA&LI	RI	0	0	0
Hamilton	White Springs WWTF	AI	EC	0	0	0



Florida Department of Environmental Protection  
 2022 Reuse Inventory | November 2023

County	Reuse System Name	Reuse Type	Reuse Subtype	Capacity (mgd)	Flow (mgd)	Area (acres)
Hamilton	White Springs WWTF	AI	OC	0	0	0
Hamilton	White Springs WWTF	FP	NA	0	0	0
Hamilton	White Springs WWTF	GWR&IPR	AF	0	0	0
Hamilton	White Springs WWTF	GWR&IPR	INJ	0	0	0
Hamilton	White Springs WWTF	GWR&IPR	RIB	0	0	0
Hamilton	White Springs WWTF	GWR&IPR	SWA	0	0	0
Hamilton	White Springs WWTF	IND	AOF	0	0	0
Hamilton	White Springs WWTF	IND	ATP	0	0	0
Hamilton	White Springs WWTF	OTH	OTH	0	0	0
Hamilton	White Springs WWTF	PAA&LI	GCI	0	0	0
Hamilton	White Springs WWTF	PAA&LI	OPAA	0	0	0
Hamilton	White Springs WWTF	PAA&LI	RI	0	0	0
Hamilton	White Springs WWTF	TF	NA	0	0	0
Hamilton	White Springs WWTF	WL	NA	0	0	0
Hardee	City of Bowling Green WWTF	OTH	OTH	0.32	0.26	0
Hardee	Hardee Correctional Institution	AI	EC	0	0	0
Hardee	Hardee Correctional Institution	AI	OC	0.212	0.20	109
Hardee	Hardee Correctional Institution	FP	NA	0	0	0
Hardee	Hardee Correctional Institution	GWR&IPR	AF	0	0	0
Hardee	Hardee Correctional Institution	GWR&IPR	INJ	0	0	0
Hardee	Hardee Correctional Institution	GWR&IPR	RIB	0	0	0
Hardee	Hardee Correctional Institution	GWR&IPR	SWA	0	0	0
Hardee	Hardee Correctional Institution	IND	AOF	0	0	0
Hardee	Hardee Correctional Institution	IND	ATP	0	0	0
Hardee	Hardee Correctional Institution	OTH	OTH	0	0	0
Hardee	Hardee Correctional Institution	PAA&LI	GCI	0	0	0
Hardee	Hardee Correctional Institution	PAA&LI	OPAA	0	0	0
Hardee	Hardee Correctional Institution	PAA&LI	RI	0	0	0
Hardee	Hardee Correctional Institution	TF	NA	0	0	0
Hardee	Hardee Correctional Institution	WL	NA	0	0	0

Florida Department of Environmental Protection  
 2022 Reuse Inventory | November 2023

County	Reuse System Name	Reuse Type	Reuse Subtype	Capacity (mgd)	Flow (mgd)	Area (acres)
Hardee	City of Wauchula WWTF	AI	EC	0	0	0
Hardee	City of Wauchula WWTF	AI	OC	0	0	0
Hardee	City of Wauchula WWTF	FP	NA	0	0	0
Hardee	City of Wauchula WWTF	GWR&IPR	AF	0	0	0
Hardee	City of Wauchula WWTF	GWR&IPR	INJ	0	0	0
Hardee	City of Wauchula WWTF	GWR&IPR	RIB	0	0	0
Hardee	City of Wauchula WWTF	GWR&IPR	SWA	0	0	0
Hardee	City of Wauchula WWTF	IND	AOF	0	0.69	0
Hardee	City of Wauchula WWTF	IND	ATP	1.2	0	0
Hardee	City of Wauchula WWTF	PAA&LI	GCI	0	0	0
Hardee	City of Wauchula WWTF	PAA&LI	OPAA	0	0	0
Hardee	City of Wauchula WWTF	PAA&LI	RI	0	0	0
Hardee	City of Wauchula WWTF	TF	NA	0	0	0
Hardee	City of Wauchula WWTF	WL	NA	0	0	0
Hardee	Wauchula Hills WWTP	AI	EC	0	0	0
Hardee	Wauchula Hills WWTP	AI	OC	0	0	0
Hardee	Wauchula Hills WWTP	FP	NA	0	0	0
Hardee	Wauchula Hills WWTP	GWR&IPR	AF	0	0	0
Hardee	Wauchula Hills WWTP	GWR&IPR	INJ	0	0	0
Hardee	Wauchula Hills WWTP	GWR&IPR	RIB	0	0	0
Hardee	Wauchula Hills WWTP	GWR&IPR	SWA	0	0	0
Hardee	Wauchula Hills WWTP	IND	AOF	0.36	0.14	100
Hardee	Wauchula Hills WWTP	IND	ATP	0	0	0
Hardee	Wauchula Hills WWTP	OTH	OTH	0	0	0
Hardee	Wauchula Hills WWTP	PAA&LI	GCI	0	0	0
Hardee	Wauchula Hills WWTP	PAA&LI	OPAA	0	0	0
Hardee	Wauchula Hills WWTP	PAA&LI	RI	0	0	0
Hardee	Wauchula Hills WWTP	TF	NA	0	0	0
Hardee	Wauchula Hills WWTP	WL	NA	0	0	0
Hardee	City of Zolfo Springs WWTF	GWR&IPR	RIB	0.29	0.11	148

Florida Department of Environmental Protection  
2022 Reuse Inventory | November 2023

County	Reuse System Name	Reuse Type	Reuse Subtype	Capacity (mgd)	Flow (mgd)	Area (acres)
Hendry	Port Labelle WWTP	GWR&IPR	RIB	0.499	0.19	5
Hernando	Glen Water Reclamation Facility	GWR&IPR	RIB	3	0.99	23.22
Hernando	Glen Water Reclamation Facility	OTH	OTH	0	0	0
Hernando	Glen Water Reclamation Facility	PAA&LI	GCI	2.797	0.43	374
Hernando	Hernando County Airport WRF	AI	EC	0	0	0
Hernando	Hernando County Airport WRF	AI	OC	0	0	0
Hernando	Hernando County Airport WRF	FP	NA	0	0	0
Hernando	Hernando County Airport WRF	GWR&IPR	AF	0	0	0
Hernando	Hernando County Airport WRF	GWR&IPR	INJ	0	0	0
Hernando	Hernando County Airport WRF	GWR&IPR	RIB	3.02	1.60	21.15
Hernando	Hernando County Airport WRF	GWR&IPR	SWA	0	0	0
Hernando	Hernando County Airport WRF	IND	AOF	0	0	0
Hernando	Hernando County Airport WRF	IND	ATP	0	0	0
Hernando	Hernando County Airport WRF	OTH	OTH	0	0	0
Hernando	Hernando County Airport WRF	PAA&LI	GCI	0	0	0
Hernando	Hernando County Airport WRF	PAA&LI	OPAA	0	0	0
Hernando	Hernando County Airport WRF	PAA&LI	RI	0	0	0
Hernando	Hernando County Airport WRF	TF	NA	0	0	0
Hernando	Hernando County Airport WRF	WL	NA	0	0	0
Hernando	Ridge Manor Subregional WWTF	GWR&IPR	RIB	0.75	0.25	25
Hernando	Ridge Manor Subregional WWTF	PAA&LI	GCI	0	0	0
Hernando	Spring Hill WRF	GWR&IPR	RIB	1.27	0.09	11.85
Hernando	Spring Hill WRF	OTH	OTH	0	0	0
Hernando	Spring Hill WRF	PAA&LI	GCI	2.797	1.17	365
Hernando	William S. Smith Water Reclamation Facility	IND	AOF	8	0.71	1,345
Hernando	William S. Smith Water Reclamation Facility	PAA&LI	GCI	0.449	0.15	198
Hernando	William S. Smith Water Reclamation Facility	PAA&LI	OPAA	0.072	0.03	37
Hernando	William S. Smith Water Reclamation Facility	PAA&LI	RI	0.202	0.09	127
Highlands	City of Avon Park WWTP	GWR&IPR	RIB	1.8	0.81	16.79
Highlands	City of Sebring Cemetery Road WWTP	GWR&IPR	RIB	1.5	1.06	6.63

County	Reuse System Name	Reuse Type	Reuse Subtype	Capacity (mgd)	Flow (mgd)	Area (acres)
Highlands	City of Sebring Cemetery Road WWTP	OTH	OTH	0	0.02	0
Highlands	North Main Street WWTP	AI	EC	0	0	0
Highlands	North Main Street WWTP	AI	OC	0	0	0
Highlands	North Main Street WWTP	FP	NA	0	0	0
Highlands	North Main Street WWTP	GWR&IPR	AF	0	0	0
Highlands	North Main Street WWTP	GWR&IPR	INJ	0	0	0
Highlands	North Main Street WWTP	GWR&IPR	RIB	0.249	0.08	3.91
Highlands	North Main Street WWTP	GWR&IPR	SWA	0	0	0
Highlands	North Main Street WWTP	IND	AOF	0	0	0
Highlands	North Main Street WWTP	IND	ATP	0	0	0
Highlands	North Main Street WWTP	PAA&LI	GCI	0	0	0
Highlands	North Main Street WWTP	PAA&LI	OPAA	0.162	0.03	96
Highlands	North Main Street WWTP	PAA&LI	RI	0	0	0
Highlands	North Main Street WWTP	TF	NA	0	0	0
Highlands	North Main Street WWTP	WL	NA	0	0	0
Highlands	Sun'N Lake of Sebring Unit 23 WWTP	GWR&IPR	RIB	0	0	0
Highlands	Tomoka Heights WWTP AKA Placid Utilities	AI	EC	0	0	0
Highlands	Tomoka Heights WWTP AKA Placid Utilities	AI	OC	0	0	0
Highlands	Tomoka Heights WWTP AKA Placid Utilities	FP	NA	0	0	0
Highlands	Tomoka Heights WWTP AKA Placid Utilities	GWR&IPR	AF	0	0	0
Highlands	Tomoka Heights WWTP AKA Placid Utilities	GWR&IPR	INJ	0	0	0
Highlands	Tomoka Heights WWTP AKA Placid Utilities	GWR&IPR	RIB	0.2	0.06	1.42
Highlands	Tomoka Heights WWTP AKA Placid Utilities	GWR&IPR	SWA	0	0	0
Highlands	Tomoka Heights WWTP AKA Placid Utilities	IND	AOF	0	0	0
Highlands	Tomoka Heights WWTP AKA Placid Utilities	IND	ATP	0	0	0
Highlands	Tomoka Heights WWTP AKA Placid Utilities	PAA&LI	GCI	0	0	0
Highlands	Tomoka Heights WWTP AKA Placid Utilities	PAA&LI	OPAA	0	0	0
Highlands	Tomoka Heights WWTP AKA Placid Utilities	PAA&LI	RI	0	0	0
Highlands	Tomoka Heights WWTP AKA Placid Utilities	TF	NA	0	0	0
Highlands	Tomoka Heights WWTP AKA Placid Utilities	WL	NA	0	0	0

Florida Department of Environmental Protection  
2022 Reuse Inventory | November 2023

County	Reuse System Name	Reuse Type	Reuse Subtype	Capacity (mgd)	Flow (mgd)	Area (acres)
Highlands	Western Blvd WWTP	GWR&IPR	RIB	0.2	0.09	2.96
Hillsborough	Country Meadows – Golden Lakes WWTP	GWR&IPR	RIB	0.11	0.09	5.1
Hillsborough	Country Meadows – Golden Lakes WWTP	PAA&LI	GCI	0.064	0.02	31.6
Hillsborough	Falkenburg Road AWTP	AI	EC	0	0	0
Hillsborough	Falkenburg Road AWTP	AI	OC	0	0	0
Hillsborough	Falkenburg Road AWTP	FP	NA	0	0	0
Hillsborough	Falkenburg Road AWTP	GWR&IPR	AF	0	0	0
Hillsborough	Falkenburg Road AWTP	GWR&IPR	INJ	6	4.27	0
Hillsborough	Falkenburg Road AWTP	GWR&IPR	RIB	0	0	0
Hillsborough	Falkenburg Road AWTP	GWR&IPR	SWA	0	0	0
Hillsborough	Falkenburg Road AWTP	IND	AOF	4.7	2.35	0
Hillsborough	Falkenburg Road AWTP	IND	ATP	1.3	0.68	0
Hillsborough	Falkenburg Road AWTP	OTH	OTH	0	1.77	0
Hillsborough	Falkenburg Road AWTP	PAA&LI	GCI	3.1	1.56	893
Hillsborough	Falkenburg Road AWTP	PAA&LI	OPAA	3.1	1.54	2,209
Hillsborough	Falkenburg Road AWTP	PAA&LI	RI	13.2	5.64	5,700
Hillsborough	Falkenburg Road AWTP	TF	NA	0	0	0
Hillsborough	Falkenburg Road AWTP	WL	NA	0	0	0
Hillsborough	Howard F. Curren AWTP	AI	EC	0	0	0
Hillsborough	Howard F. Curren AWTP	AI	OC	0	0	0
Hillsborough	Howard F. Curren AWTP	FP	NA	0	0	0
Hillsborough	Howard F. Curren AWTP	GWR&IPR	AF	0	0	0
Hillsborough	Howard F. Curren AWTP	GWR&IPR	INJ	0	0	0
Hillsborough	Howard F. Curren AWTP	GWR&IPR	RIB	0	0	0
Hillsborough	Howard F. Curren AWTP	GWR&IPR	SWA	0	0	0
Hillsborough	Howard F. Curren AWTP	IND	AOF	6.62	5.02	0
Hillsborough	Howard F. Curren AWTP	IND	ATP	8.6	5.90	0
Hillsborough	Howard F. Curren AWTP	PAA&LI	GCI	0	0	0
Hillsborough	Howard F. Curren AWTP	PAA&LI	OPAA	0.45	1.90	755
Hillsborough	Howard F. Curren AWTP	PAA&LI	RI	5.55	2.20	956

Florida Department of Environmental Protection  
 2022 Reuse Inventory | November 2023

County	Reuse System Name	Reuse Type	Reuse Subtype	Capacity (mgd)	Flow (mgd)	Area (acres)
Hillsborough	Howard F. Curren AWTP	TF	NA	0	0	0
Hillsborough	Howard F. Curren AWTP	WL	NA	0	0	0
Hillsborough	MacDill AFB WWTP	AI	OC	0.08	0.05	10
Hillsborough	MacDill AFB WWTP	GWR&IPR	RIB	1.2	0.22	18
Hillsborough	MacDill AFB WWTP	PAA&LI	GCI	1.2	0.37	497
Hillsborough	Northwest Regional WRF	AI	EC	0	0	0
Hillsborough	Northwest Regional WRF	AI	OC	0.1	0.05	132
Hillsborough	Northwest Regional WRF	FP	NA	0	0	0
Hillsborough	Northwest Regional WRF	GWR&IPR	AF	0	0	0
Hillsborough	Northwest Regional WRF	GWR&IPR	INJ	4.5	0.77	0
Hillsborough	Northwest Regional WRF	GWR&IPR	RIB	0	0	0
Hillsborough	Northwest Regional WRF	GWR&IPR	SWA	0	0	0
Hillsborough	Northwest Regional WRF	IND	AOF	0.1	0.05	0
Hillsborough	Northwest Regional WRF	IND	ATP	2.5	1.65	0
Hillsborough	Northwest Regional WRF	OTH	OTH	0	0.22	0
Hillsborough	Northwest Regional WRF	PAA&LI	GCI	1.5	0.86	629
Hillsborough	Northwest Regional WRF	PAA&LI	OPAA	1.5	1.07	1,743
Hillsborough	Northwest Regional WRF	PAA&LI	RI	10.06	6.81	8,027
Hillsborough	Northwest Regional WRF	TF	NA	0	0	0
Hillsborough	Northwest Regional WRF	WL	NA	0	0	0
Hillsborough	Plant City WRF	AI	EC	0	0	0
Hillsborough	Plant City WRF	AI	OC	0	0	0
Hillsborough	Plant City WRF	FP	NA	0	0	0
Hillsborough	Plant City WRF	GWR&IPR	AF	0	0	0
Hillsborough	Plant City WRF	GWR&IPR	INJ	0	0	0
Hillsborough	Plant City WRF	GWR&IPR	RIB	0	0	0
Hillsborough	Plant City WRF	GWR&IPR	SWA	0	0	0
Hillsborough	Plant City WRF	IND	AOF	3.4	0.59	0
Hillsborough	Plant City WRF	IND	ATP	0.136	0.26	15
Hillsborough	Plant City WRF	OTH	OTH	0	0	2

Florida Department of Environmental Protection  
2022 Reuse Inventory | November 2023

County	Reuse System Name	Reuse Type	Reuse Subtype	Capacity (mgd)	Flow (mgd)	Area (acres)
Hillsborough	Plant City WRF	PAA&LI	GCI	0.375	0	80
Hillsborough	Plant City WRF	PAA&LI	OPAA	0.348	0.23	80
Hillsborough	Plant City WRF	PAA&LI	RI	0.513	0.19	80
Hillsborough	Plant City WRF	TF	NA	0	0	0
Hillsborough	Plant City WRF	WL	NA	0	0	0
Hillsborough	Rice Creek WWTF	GWR&IPR	RIB	0.225	0.08	4.4
Hillsborough	Rice Creek WWTF	WL	NA	0	0.02	2.2
Hillsborough	Riverside Club WWTP	GWR&IPR	RIB	0.12	0.07	18.7
Indian River	IRCUD/Central (Gifford) WWTF	AI	EC	0	0	0
Indian River	IRCUD/Central (Gifford) WWTF	AI	OC	0	0	0
Indian River	IRCUD/Central (Gifford) WWTF	FP	NA	0	0	0
Indian River	IRCUD/Central (Gifford) WWTF	GWR&IPR	AF	0	0	0
Indian River	IRCUD/Central (Gifford) WWTF	GWR&IPR	INJ	0	0	0
Indian River	IRCUD/Central (Gifford) WWTF	GWR&IPR	RIB	0.86	0.34	43.69
Indian River	IRCUD/Central (Gifford) WWTF	GWR&IPR	SWA	0	0	0
Indian River	IRCUD/Central (Gifford) WWTF	IND	AOF	0	0	0
Indian River	IRCUD/Central (Gifford) WWTF	IND	ATP	0	0	0
Indian River	IRCUD/Central (Gifford) WWTF	OTH	OTH	0	0	0
Indian River	IRCUD/Central (Gifford) WWTF	PAA&LI	GCI	6.97	2.96	1,274
Indian River	IRCUD/Central (Gifford) WWTF	PAA&LI	OPAA	0	0	0
Indian River	IRCUD/Central (Gifford) WWTF	PAA&LI	RI	0	0	0
Indian River	IRCUD/Central (Gifford) WWTF	TF	NA	0	0	0
Indian River	IRCUD/Central (Gifford) WWTF	WL	NA	4	2.21	169
Jackson	Cottdale WWTP	AI	EC	0	0	0
Jackson	Cottdale WWTP	AI	OC	0.25	0.16	65
Jackson	Cottdale WWTP	FP	NA	0	0	0
Jackson	Cottdale WWTP	GWR&IPR	AF	0	0	0
Jackson	Cottdale WWTP	GWR&IPR	INJ	0	0	0
Jackson	Cottdale WWTP	GWR&IPR	RIB	0	0	0
Jackson	Cottdale WWTP	GWR&IPR	SWA	0	0	0

Florida Department of Environmental Protection  
2022 Reuse Inventory | November 2023

County	Reuse System Name	Reuse Type	Reuse Subtype	Capacity (mgd)	Flow (mgd)	Area (acres)
Jackson	Cottdale WWTP	IND	AOF	0	0	0
Jackson	Cottdale WWTP	IND	ATP	0	0	0
Jackson	Cottdale WWTP	OTH	OTH	0	0	0
Jackson	Cottdale WWTP	PAA&LI	GCI	0	0	0
Jackson	Cottdale WWTP	PAA&LI	OPAA	0	0	0
Jackson	Cottdale WWTP	PAA&LI	RI	0	0	0
Jackson	Cottdale WWTP	TF	NA	0	0	0
Jackson	Cottdale WWTP	WL	NA	0	0	0
Jackson	Jackson Correctional Institution WWTP	AI	OC	0.275	0.09	27.5
Jackson	City of Marianna WWTP	AI	OC	4	1.75	514
Jackson	City of Marianna WWTP	IND	ATP	0	0.06	0
Jackson	Town of Sneads WWTF	AI	EC	0	0	0
Jackson	Town of Sneads WWTF	AI	OC	0.733	0.41	253
Jackson	Town of Sneads WWTF	FP	NA	0	0	0
Jackson	Town of Sneads WWTF	GWR&IPR	AF	0	0	0
Jackson	Town of Sneads WWTF	GWR&IPR	INJ	0	0	0
Jackson	Town of Sneads WWTF	GWR&IPR	RIB	0	0	0
Jackson	Town of Sneads WWTF	GWR&IPR	SWA	0	0	0
Jackson	Town of Sneads WWTF	IND	AOF	0	0	0
Jackson	Town of Sneads WWTF	IND	ATP	0	0	0
Jackson	Town of Sneads WWTF	OTH	OTH	0	0	0
Jackson	Town of Sneads WWTF	PAA&LI	GCI	0	0	0
Jackson	Town of Sneads WWTF	PAA&LI	OPAA	0	0	0
Jackson	Town of Sneads WWTF	PAA&LI	RI	0	0	0
Jackson	Town of Sneads WWTF	TF	NA	0	0	0
Jackson	Town of Sneads WWTF	WL	NA	0	0	0
Jackson	Town of Grand Ridge WWTF	AI	OC	0.205	0.06	106
Jackson	Town of Grand Ridge WWTF	OTH	OTH	0	0	0
Jefferson	Jefferson Correctional Institution WWTF	AI	OC	0.116	0.07	17.5
Jefferson	Jefferson Correctional Institution WWTF	TF	NA	0.185	0.08	0



Florida Department of Environmental Protection  
2022 Reuse Inventory | November 2023

County	Reuse System Name	Reuse Type	Reuse Subtype	Capacity (mgd)	Flow (mgd)	Area (acres)
Jefferson	City of Monticello WWTP	AI	OC	1	0.36	1,000
Lafayette	Mayo Correctional Institution WWTF	GWR&IPR	RIB	0.495	0.15	5.48
Lafayette	Mayo Correctional Institution WWTF	TF	NA	0	0	0
Lake	Clerbrook RV Resorts	GWR&IPR	RIB	0.12	0.04	1.47
Lake	Clermont – East	GWR&IPR	RIB	0.75	0.16	4.76
Lake	Clermont – East	IND	ATP	1	0.07	45
Lake	Clermont – East	PAA&LI	GCI	1	0.40	553
Lake	Clermont – East	PAA&LI	OPAA	1	0	23.5
Lake	Clermont – East	PAA&LI	RI	4.67	2.97	1,375
Lake	Eustis Bates Avenue WWTF	AI	EC	0	0	0
Lake	Eustis Bates Avenue WWTF	AI	OC	2.56	0.51	80
Lake	Eustis Bates Avenue WWTF	FP	NA	0	0	0
Lake	Eustis Bates Avenue WWTF	GWR&IPR	AF	0	0	0
Lake	Eustis Bates Avenue WWTF	GWR&IPR	INJ	0	0	0
Lake	Eustis Bates Avenue WWTF	GWR&IPR	RIB	0.533	0.04	14
Lake	Eustis Bates Avenue WWTF	GWR&IPR	SWA	0	0	0
Lake	Eustis Bates Avenue WWTF	IND	AOF	0	0	0
Lake	Eustis Bates Avenue WWTF	IND	ATP	0	0	0
Lake	Eustis Bates Avenue WWTF	OTH	OTH	0	0	0
Lake	Eustis Bates Avenue WWTF	PAA&LI	GCI	1.6	0.42	193.4
Lake	Eustis Bates Avenue WWTF	PAA&LI	OPAA	0.19	0.07	67.4
Lake	Eustis Bates Avenue WWTF	PAA&LI	RI	14.2	0.39	113
Lake	Eustis Bates Avenue WWTF	TF	NA	0	0	0
Lake	Eustis Bates Avenue WWTF	WL	NA	0	0	0
Lake	Lady Lake WWTF	AI	EC	0	0	0
Lake	Lady Lake WWTF	AI	OC	0	0	0
Lake	Lady Lake WWTF	FP	NA	0	0	0
Lake	Lady Lake WWTF	GWR&IPR	AF	0	0	0
Lake	Lady Lake WWTF	GWR&IPR	INJ	0	0	0
Lake	Lady Lake WWTF	GWR&IPR	RIB	0.25	0.22	11

Florida Department of Environmental Protection  
 2022 Reuse Inventory | November 2023

County	Reuse System Name	Reuse Type	Reuse Subtype	Capacity (mgd)	Flow (mgd)	Area (acres)
Lake	Lady Lake WWTF	GWR&IPR	SWA	0	0	0
Lake	Lady Lake WWTF	IND	AOF	0	0	0
Lake	Lady Lake WWTF	IND	ATP	0	0	0
Lake	Lady Lake WWTF	PAA&LI	GCI	0	0	0
Lake	Lady Lake WWTF	PAA&LI	OPAA	0.75	0.27	49
Lake	Lady Lake WWTF	PAA&LI	RI	0	0.01	4
Lake	Lady Lake WWTF	TF	NA	0	0	0
Lake	Lady Lake WWTF	WL	NA	0	0	0
Lake	Lake Correctional Institution	AI	EC	0	0	0
Lake	Lake Correctional Institution	AI	OC	0.121	0.18	12
Lake	Lake Correctional Institution	FP	NA	0	0	0
Lake	Lake Correctional Institution	GWR&IPR	AF	0	0	0
Lake	Lake Correctional Institution	GWR&IPR	INJ	0	0	0
Lake	Lake Correctional Institution	GWR&IPR	RIB	0	0	0
Lake	Lake Correctional Institution	GWR&IPR	SWA	0	0	0
Lake	Lake Correctional Institution	IND	AOF	0	0	0
Lake	Lake Correctional Institution	IND	ATP	0	0	0
Lake	Lake Correctional Institution	OTH	OTH	0	0	0
Lake	Lake Correctional Institution	PAA&LI	GCI	0	0	0
Lake	Lake Correctional Institution	PAA&LI	OPAA	0	0	0
Lake	Lake Correctional Institution	PAA&LI	RI	0	0	0
Lake	Lake Correctional Institution	TF	NA	0	0	0
Lake	Lake Correctional Institution	WL	NA	0	0	0
Lake	Lake Groves WWTF	AI	EC	0	0	0
Lake	Lake Groves WWTF	AI	OC	0	0	0
Lake	Lake Groves WWTF	FP	NA	0	0	0
Lake	Lake Groves WWTF	GWR&IPR	AF	0	0	0
Lake	Lake Groves WWTF	GWR&IPR	INJ	0	0	0
Lake	Lake Groves WWTF	GWR&IPR	RIB	0.5	0.28	2.27
Lake	Lake Groves WWTF	GWR&IPR	SWA	0	0	0

Florida Department of Environmental Protection  
2022 Reuse Inventory | November 2023

County	Reuse System Name	Reuse Type	Reuse Subtype	Capacity (mgd)	Flow (mgd)	Area (acres)
Lake	Lake Groves WWTF	IND	AOF	0	0	0
Lake	Lake Groves WWTF	IND	ATP	0	0.03	0
Lake	Lake Groves WWTF	OTH	OTH	0	0	0
Lake	Lake Groves WWTF	PAA&LI	GCI	0	0	0
Lake	Lake Groves WWTF	PAA&LI	OPAA	0	0	0
Lake	Lake Groves WWTF	PAA&LI	RI	0.999	0.31	55.62
Lake	Lake Groves WWTF	TF	NA	0	0	0
Lake	Lake Groves WWTF	WL	NA	0	0	0
Lake	Leesburg/Canal St. WWTF	AI	EC	0	0	0
Lake	Leesburg/Canal St. WWTF	AI	OC	3	1.20	303
Lake	Leesburg/Canal St. WWTF	FP	NA	0	0	0
Lake	Leesburg/Canal St. WWTF	GWR&IPR	AF	0	0	0
Lake	Leesburg/Canal St. WWTF	GWR&IPR	INJ	0	0	0
Lake	Leesburg/Canal St. WWTF	GWR&IPR	RIB	0	0	0
Lake	Leesburg/Canal St. WWTF	GWR&IPR	SWA	0	0	0
Lake	Leesburg/Canal St. WWTF	IND	AOF	0	0	0
Lake	Leesburg/Canal St. WWTF	IND	ATP	0	0	0
Lake	Leesburg/Canal St. WWTF	OTH	OTH	0	0	0
Lake	Leesburg/Canal St. WWTF	PAA&LI	GCI	0.37	0.72	270
Lake	Leesburg/Canal St. WWTF	PAA&LI	OPAA	6.3	2.80	2,218
Lake	Leesburg/Canal St. WWTF	PAA&LI	RI	8	1.20	1,082.7
Lake	Leesburg/Canal St. WWTF	TF	NA	0	0	0
Lake	Leesburg/Canal St. WWTF	WL	NA	0	0	0
Lake	Mid Florida Lakes WWTF	AI	OC	0.18	0.11	10
Lake	City of Minneola WWTF	GWR&IPR	RIB	1	0.35	6.1
Lake	City of Minneola WWTF	PAA&LI	GCI	0	0	0
Lake	City of Minneola WWTF	PAA&LI	RI	3.507	0	466.02
Lake	Mt. Dora #1 WWTF	AI	EC	0	0	0
Lake	Mt. Dora #1 WWTF	AI	OC	0.262	0.01	39
Lake	Mt. Dora #1 WWTF	FP	NA	0	0	0

Florida Department of Environmental Protection  
2022 Reuse Inventory | November 2023

County	Reuse System Name	Reuse Type	Reuse Subtype	Capacity (mgd)	Flow (mgd)	Area (acres)
Lake	Mt. Dora #1 WWTF	GWR&IPR	AF	0	0	0
Lake	Mt. Dora #1 WWTF	GWR&IPR	INJ	0	0	0
Lake	Mt. Dora #1 WWTF	GWR&IPR	RIB	0.2	0	4.22
Lake	Mt. Dora #1 WWTF	GWR&IPR	SWA	0	0	0
Lake	Mt. Dora #1 WWTF	IND	AOF	0	0	0
Lake	Mt. Dora #1 WWTF	IND	ATP	0	0.14	0
Lake	Mt. Dora #1 WWTF	OTH	OTH	0	0	0
Lake	Mt. Dora #1 WWTF	PAA&LI	RI	2.75	1.83	0
Lake	Mt. Dora #1 WWTF	TF	NA	0	0	0
Lake	Mt. Dora #1 WWTF	WL	NA	0	0	0
Lake	Pennbrooke Fairways	AI	EC	0	0	0
Lake	Pennbrooke Fairways	AI	OC	0	0	0
Lake	Pennbrooke Fairways	FP	NA	0	0	0
Lake	Pennbrooke Fairways	GWR&IPR	AF	0	0	0
Lake	Pennbrooke Fairways	GWR&IPR	INJ	0	0	0
Lake	Pennbrooke Fairways	GWR&IPR	RIB	0.3	0.01	0.75
Lake	Pennbrooke Fairways	GWR&IPR	SWA	0	0	0
Lake	Pennbrooke Fairways	IND	AOF	0	0	0
Lake	Pennbrooke Fairways	IND	ATP	0	0	0
Lake	Pennbrooke Fairways	OTH	OTH	0	0	0
Lake	Pennbrooke Fairways	PAA&LI	GCI	0.18	0.07	72.3
Lake	Pennbrooke Fairways	PAA&LI	OPAA	0	0	0
Lake	Pennbrooke Fairways	PAA&LI	RI	0	0	0
Lake	Pennbrooke Fairways	TF	NA	0	0	0
Lake	Pennbrooke Fairways	WL	NA	0	0	0
Lake	Pine Island	PAA&LI	GCI	0.225	0.05	189
Lake	Southlake Utilities WWTF	AI	EC	0	0	0
Lake	Southlake Utilities WWTF	AI	OC	0	0	0
Lake	Southlake Utilities WWTF	FP	NA	0	0	0
Lake	Southlake Utilities WWTF	GWR&IPR	AF	0	0	0

County	Reuse System Name	Reuse Type	Reuse Subtype	Capacity (mgd)	Flow (mgd)	Area (acres)
Lake	Southlake Utilities WWTF	GWR&IPR	INJ	0	0	0
Lake	Southlake Utilities WWTF	GWR&IPR	RIB	1.15	0.84	4.84
Lake	Southlake Utilities WWTF	GWR&IPR	SWA	0	0	0
Lake	Southlake Utilities WWTF	IND	AOF	0	0	0
Lake	Southlake Utilities WWTF	IND	ATP	0	0	0
Lake	Southlake Utilities WWTF	OTH	OTH	0	0	0
Lake	Southlake Utilities WWTF	PAA&LI	GCI	0	0	0
Lake	Southlake Utilities WWTF	PAA&LI	OPAA	0	0	0
Lake	Southlake Utilities WWTF	PAA&LI	RI	0	0	0
Lake	Southlake Utilities WWTF	TF	NA	0	0	0
Lake	Southlake Utilities WWTF	WL	NA	0	0	0
Lake	St. Johns River Utility WWTF (FKA Astor/Astor Park)	GWR&IPR	RIB	0.3	0.14	11.31
Lake	Tavares/Woodlea Road WWTF	AI	EC	3	0.21	134
Lake	Tavares/Woodlea Road WWTF	AI	OC	0	0	0
Lake	Tavares/Woodlea Road WWTF	FP	NA	0	0	0
Lake	Tavares/Woodlea Road WWTF	GWR&IPR	AF	0	0	0
Lake	Tavares/Woodlea Road WWTF	GWR&IPR	INJ	0	0	0
Lake	Tavares/Woodlea Road WWTF	GWR&IPR	RIB	3	0.82	9.6
Lake	Tavares/Woodlea Road WWTF	GWR&IPR	SWA	0	0	0
Lake	Tavares/Woodlea Road WWTF	IND	AOF	0	0	0
Lake	Tavares/Woodlea Road WWTF	IND	ATP	0	0	0
Lake	Tavares/Woodlea Road WWTF	OTH	OTH	0	0	0
Lake	Tavares/Woodlea Road WWTF	PAA&LI	GCI	0	0	0
Lake	Tavares/Woodlea Road WWTF	PAA&LI	OPAA	0	0	0
Lake	Tavares/Woodlea Road WWTF	PAA&LI	RI	3	0.50	120
Lake	Tavares/Woodlea Road WWTF	TF	NA	0	0	0
Lake	Tavares/Woodlea Road WWTF	WL	NA	0	0	0
Lake	Villages WWTF	GWR&IPR	RIB	0.75	0.36	8.75
Lake	Villages WWTF	OTH	OTH	0	0.09	0
Lake	Villages WWTF	PAA&LI	GCI	2.831	0.40	417

Florida Department of Environmental Protection  
2022 Reuse Inventory | November 2023

County	Reuse System Name	Reuse Type	Reuse Subtype	Capacity (mgd)	Flow (mgd)	Area (acres)
Lake	Villages WWTF	PAA&LI	OPAA	0.41	0.06	60.44
Lee	Bonita Springs Water Reclamation (West)	GWR&IPR	RIB	9.44	0.18	3.67
Lee	Bonita Springs Water Reclamation (West)	PAA&LI	GCI	3.123	1.89	445
Lee	Bonita Springs Water Reclamation (West)	PAA&LI	OPAA	0.907	1.66	129
Lee	Bonita Springs Water Reclamation (West)	PAA&LI	RI	6.41	3.19	915
Lee	Citrus Park North	AI	EC	0	0	0
Lee	Citrus Park North	AI	OC	0	0	0
Lee	Citrus Park North	GWR&IPR	AF	0	0	0
Lee	Citrus Park North	GWR&IPR	INJ	0	0	0
Lee	Citrus Park North	GWR&IPR	RIB	0.199	0.08	0
Lee	Citrus Park North	GWR&IPR	SWA	0	0	0
Lee	Citrus Park North	IND	AOF	0	0	0
Lee	Citrus Park North	IND	ATP	0	0	0
Lee	Citrus Park North	PAA&LI	GCI	0	0	0
Lee	Citrus Park North	PAA&LI	OPAA	0	0	0
Lee	Citrus Park North	PAA&LI	RI	0	0	0
Lee	Citrus Park North	TF	NA	0	0	0
Lee	Cross Creek WWTF	PAA&LI	GCI	0.249	0.12	60
Lee	Donax Water Reclamation Facility	PAA&LI	GCI	1.181	0.73	227.5
Lee	Donax Water Reclamation Facility	PAA&LI	RI	0.48	0.35	79.6
Lee	Eagle Ridge WWTP	PAA&LI	GCI	0.318	0.19	90
Lee	Everest Parkway WRF	PAA&LI	RI	29.4	31.04	7,000
Lee	Fiddlesticks Country Club	PAA&LI	GCI	0.15	0.04	160
Lee	Forest Utilities WWTP	AI	EC	0	0	0
Lee	Forest Utilities WWTP	AI	OC	0	0	0
Lee	Forest Utilities WWTP	GWR&IPR	AF	0	0	0
Lee	Forest Utilities WWTP	GWR&IPR	RIB	0	0	0
Lee	Forest Utilities WWTP	GWR&IPR	SWA	0	0	0
Lee	Forest Utilities WWTP	PAA&LI	GCI	2	0.39	280
Lee	Forest Utilities WWTP	PAA&LI	OPAA	0	0	0

Florida Department of Environmental Protection  
2022 Reuse Inventory | November 2023

County	Reuse System Name	Reuse Type	Reuse Subtype	Capacity (mgd)	Flow (mgd)	Area (acres)
Lee	Forest Utilities WWTP	PAA&LI	RI	0	0	0
Lee	Fort Myers Beach WRF	GWR&IPR	RIB	0.55	0.01	0
Lee	Fort Myers Beach WRF	PAA&LI	GCI	1.587	1.45	560
Lee	Fort Myers Beach WRF	PAA&LI	OPAA	0.624	0.47	185
Lee	Fort Myers Beach WRF	PAA&LI	RI	0.535	0.34	100
Lee	Fort Myers Central AWWTF	IND	AOF	1.3	1.01	0
Lee	Fort Myers Central AWWTF	IND	ATP	0	0.34	0
Lee	Fort Myers Central AWWTF	OTH	OTH	0.07	0.04	16
Lee	Fort Myers Central AWWTF	PAA&LI	GCI	3.4	1.18	681
Lee	Fort Myers Central AWWTF	PAA&LI	OPAA	0.18	0.12	60
Lee	Gasparilla Island Water Domestic DIW	PAA&LI	GCI	0.484	0.39	114.47
Lee	Gateway Water Reclamation Facility	PAA&LI	OPAA	3	2.71	5,000
Lee	Lake Fairways WWTP	AI	EC	0	0	0
Lee	Lake Fairways WWTP	AI	OC	0	0	0
Lee	Lake Fairways WWTP	FP	NA	0	0	0
Lee	Lake Fairways WWTP	GWR&IPR	AF	0	0	0
Lee	Lake Fairways WWTP	GWR&IPR	INJ	0	0	0
Lee	Lake Fairways WWTP	GWR&IPR	RIB	0	0	0
Lee	Lake Fairways WWTP	GWR&IPR	SWA	0	0	0
Lee	Lake Fairways WWTP	IND	AOF	0	0	0
Lee	Lake Fairways WWTP	IND	ATP	0	0	0
Lee	Lake Fairways WWTP	OTH	OTH	0	0	0
Lee	Lake Fairways WWTP	PAA&LI	GCI	0.11	0.11	57
Lee	Lake Fairways WWTP	PAA&LI	OPAA	0	0	0
Lee	Lake Fairways WWTP	PAA&LI	RI	0	0	0
Lee	Lake Fairways WWTP	TF	NA	0	0	0
Lee	Lake Fairways WWTP	WL	NA	0	0	0
Lee	Lee County Utilities – Fiesta Village	OTH	OTH	0.623	0.97	0
Lee	Lee County Utilities – Fiesta Village	PAA&LI	GCI	1.334	0.77	413
Lee	Lee County Utilities – Fiesta Village	PAA&LI	OPAA	0.999	0.05	67

Florida Department of Environmental Protection  
2022 Reuse Inventory | November 2023

County	Reuse System Name	Reuse Type	Reuse Subtype	Capacity (mgd)	Flow (mgd)	Area (acres)
Lee	Lee County Utilities – Fiesta Village	PAA&LI	RI	0.555	0.40	134
Lee	Pine Island WRF	PAA&LI	OPAA	0.474	0	133
Lee	Three Oaks WWTF	PAA&LI	GCI	3.27	2.34	610
Lee	Three Oaks WWTF	PAA&LI	OPAA	0.166	0.08	60
Lee	Three Oaks WWTF	PAA&LI	RI	0.66	0.11	136
Leon	Killearn Lakes WWTP	AI	OC	0.614	0.43	225.1
Leon	Killearn Lakes WWTP	GWR&IPR	RIB	0.086	0	5.8
Leon	Lake Jackson WWTP	GWR&IPR	RIB	0.5	0.33	6.13
Leon	Meadows-At-Woodrun WWTF	GWR&IPR	RIB	0.098	0.08	1.83
Leon	T.P. Smith Water Reclamation Facility	AI	OC	31.32	16.72	2,587
Leon	T.P. Smith Water Reclamation Facility	IND	ATP	5	2.30	1
Leon	T.P. Smith Water Reclamation Facility	PAA&LI	OPAA	1.2	0.60	734.7
Levy	Cedar Key WRF	GWR&IPR	AF	0.166	0.11	1
Levy	Chiefland WWTF	AI	EC	0	0	0
Levy	Chiefland WWTF	AI	OC	0	0	0
Levy	Chiefland WWTF	FP	NA	0	0	0
Levy	Chiefland WWTF	GWR&IPR	AF	0	0	0
Levy	Chiefland WWTF	GWR&IPR	INJ	0	0	0
Levy	Chiefland WWTF	GWR&IPR	RIB	0.475	0.27	11
Levy	Chiefland WWTF	GWR&IPR	SWA	0	0	0
Levy	Chiefland WWTF	IND	AOF	0	0	0
Levy	Chiefland WWTF	IND	ATP	0	0	0
Levy	Chiefland WWTF	OTH	OTH	0	0	0
Levy	Chiefland WWTF	PAA&LI	GCI	0	0	0
Levy	Chiefland WWTF	PAA&LI	OPAA	0	0	0
Levy	Chiefland WWTF	PAA&LI	RI	0	0	0
Levy	Chiefland WWTF	TF	NA	0	0	0
Levy	Chiefland WWTF	WL	NA	0	0	0
Liberty	Bristol WWTF	GWR&IPR	RIB	0.25	0.12	3.1
Liberty	Liberty Correctional Institution WWTP	GWR&IPR	AF	0.28	0.17	4



Florida Department of Environmental Protection  
2022 Reuse Inventory | November 2023

County	Reuse System Name	Reuse Type	Reuse Subtype	Capacity (mgd)	Flow (mgd)	Area (acres)
Manatee	Bradén River Utility	AI	EC	0	0	0
Manatee	Bradén River Utility	AI	OC	0	0	0
Manatee	Bradén River Utility	FP	NA	0	0	0
Manatee	Bradén River Utility	GWR&IPR	AF	0	0	0
Manatee	Bradén River Utility	GWR&IPR	INJ	0	0	0
Manatee	Bradén River Utility	GWR&IPR	RIB	0	0	0
Manatee	Bradén River Utility	GWR&IPR	SWA	0	0	0
Manatee	Bradén River Utility	IND	AOF	0	0	0
Manatee	Bradén River Utility	IND	ATP	0	0	0
Manatee	Bradén River Utility	PAA&LI	GCI	1.74	0.64	736
Manatee	Bradén River Utility	PAA&LI	OPAA	1.03	0.29	336
Manatee	Bradén River Utility	PAA&LI	RI	14.38	3.46	3,995
Manatee	Bradén River Utility	TF	NA	0	0	0
Manatee	Bradén River Utility	WL	NA	0	0	0
Manatee	City of Bradenton WWTP	AI	EC	0	0.05	65
Manatee	City of Bradenton WWTP	AI	OC	0	0	0
Manatee	City of Bradenton WWTP	FP	NA	0	0	0
Manatee	City of Bradenton WWTP	GWR&IPR	AF	0	0	0
Manatee	City of Bradenton WWTP	GWR&IPR	INJ	0	0	0
Manatee	City of Bradenton WWTP	GWR&IPR	RIB	0	0	0
Manatee	City of Bradenton WWTP	GWR&IPR	SWA	0	0	0
Manatee	City of Bradenton WWTP	IND	AOF	2.19	0.01	194
Manatee	City of Bradenton WWTP	IND	ATP	0.5	0.45	14
Manatee	City of Bradenton WWTP	OTH	OTH	0	0	0
Manatee	City of Bradenton WWTP	PAA&LI	GCI	0.2	0.10	109
Manatee	City of Bradenton WWTP	PAA&LI	OPAA	0	0.07	44
Manatee	City of Bradenton WWTP	PAA&LI	RI	0	0.04	2
Manatee	City of Bradenton WWTP	TF	NA	0	0	0
Manatee	City of Bradenton WWTP	WL	NA	0	0	0
Manatee	Manatee County Master Reuse System	AI	EC	5.4	2.10	1,386

Florida Department of Environmental Protection  
 2022 Reuse Inventory | November 2023

County	Reuse System Name	Reuse Type	Reuse Subtype	Capacity (mgd)	Flow (mgd)	Area (acres)
Manatee	Manatee County Master Reuse System	PAA&LI	GCI	1.9	1.00	500
Manatee	Manatee County Master Reuse System	PAA&LI	OPAA	29	4.20	3,733
Manatee	Manatee County Master Reuse System	PAA&LI	RI	12.2	5.70	1,572
Manatee	City of Palmetto WWTP	AI	EC	0	0	0
Manatee	City of Palmetto WWTP	AI	OC	0	0	0
Manatee	City of Palmetto WWTP	FP	NA	0	0	0
Manatee	City of Palmetto WWTP	GWR&IPR	AF	0	0	0
Manatee	City of Palmetto WWTP	GWR&IPR	INJ	2.4	0.26	0
Manatee	City of Palmetto WWTP	GWR&IPR	RIB	0	0	0
Manatee	City of Palmetto WWTP	GWR&IPR	SWA	0	0	0
Manatee	City of Palmetto WWTP	IND	AOF	0	0	0
Manatee	City of Palmetto WWTP	IND	ATP	0	0.12	0
Manatee	City of Palmetto WWTP	OTH	OTH	0.614	0	5
Manatee	City of Palmetto WWTP	PAA&LI	GCI	0.231	0.06	82
Manatee	City of Palmetto WWTP	PAA&LI	OPAA	0	0	0
Manatee	City of Palmetto WWTP	PAA&LI	RI	2.4	0.87	4,700
Manatee	City of Palmetto WWTP	TF	NA	0	0	0
Manatee	City of Palmetto WWTP	WL	NA	0	0	0
Marion	City of Belleview	AI	EC	0	0	0
Marion	City of Belleview	AI	OC	0.3	0.09	19.5
Marion	City of Belleview	FP	NA	0	0	0
Marion	City of Belleview	GWR&IPR	AF	0	0	0
Marion	City of Belleview	GWR&IPR	INJ	0	0	0
Marion	City of Belleview	GWR&IPR	RIB	0	0	0
Marion	City of Belleview	GWR&IPR	SWA	0	0	0
Marion	City of Belleview	IND	AOF	0	0	0
Marion	City of Belleview	IND	ATP	0	0	0
Marion	City of Belleview	OTH	OTH	0	0	0
Marion	City of Belleview	PAA&LI	GCI	1.3	0.35	444
Marion	City of Belleview	PAA&LI	OPAA	0	0	0

Florida Department of Environmental Protection  
 2022 Reuse Inventory | November 2023

County	Reuse System Name	Reuse Type	Reuse Subtype	Capacity (mgd)	Flow (mgd)	Area (acres)
Marion	City of Belleview	PAA&LI	RI	0	0	0
Marion	City of Belleview	TF	NA	0	0	0
Marion	City of Belleview	WL	NA	0	0	0
Marion	City of Dunnellon WWTF	AI	OC	0.49	0.17	50.52
Marion	Juliette Falls WWTF	GWR&IPR	RIB	0.026	0	0.01
Marion	Juliette Falls WWTF	PAA&LI	GCI	0.1	0	100
Marion	MCUD Stonecrest WWTF	GWR&IPR	RIB	0.225	0.05	1.86
Marion	MCUD Stonecrest WWTF	PAA&LI	GCI	0.35	0.17	127.3
Marion	MCUD/Oak Run	GWR&IPR	RIB	1.6	0.43	12
Marion	MCUD/Oak Run	PAA&LI	GCI	1.6	0.47	475
Marion	MCUD/Silver Springs Shores WRF	AI	OC	1	0.64	1,300
Marion	MCUD/Silver Springs Shores WRF	GWR&IPR	RIB	0.5	0.42	8
Marion	MCUD/Silver Springs Shores WRF	PAA&LI	GCI	1.25	0.15	374
Marion	Marion Correctional Institute WWTF	AI	OC	0.499	0.36	90.8
Marion	Marion Correctional Institute WWTF	TF	NA	0.225	0.09	0
Marion	Marion County – Northwest Regional WWTF	AI	OC	0.015	0	1.94
Marion	Marion County – Northwest Regional WWTF	PAA&LI	GCI	0.16	0.13	155
Marion	Marion County – Northwest Regional WWTF	PAA&LI	OPAA	0.14	0	0
Marion	Ocala WRF #2	AI	OC	5.8	2.26	653
Marion	Ocala WRF #2	PAA&LI	GCI	0.349	0.13	90
Marion	Ocala WRF #2	PAA&LI	OPAA	0.393	0.01	103.4
Marion	Ocala WRF #2	PAA&LI	RI	0.058	0.03	15
Marion	Ocala WRF #2	WL	NA	5	0.95	23
Marion	Ocala WRF #3	AI	EC	0	0	0
Marion	Ocala WRF #3	AI	OC	2.57	0.60	220
Marion	Ocala WRF #3	FP	NA	0	0	0
Marion	Ocala WRF #3	GWR&IPR	AF	0	0	0
Marion	Ocala WRF #3	GWR&IPR	INJ	0	0	0
Marion	Ocala WRF #3	GWR&IPR	RIB	0	0	0
Marion	Ocala WRF #3	GWR&IPR	SWA	0	0	0

Florida Department of Environmental Protection  
2022 Reuse Inventory | November 2023

County	Reuse System Name	Reuse Type	Reuse Subtype	Capacity (mgd)	Flow (mgd)	Area (acres)
Marion	Ocala WRF #3	IND	AOF	0	0	0
Marion	Ocala WRF #3	IND	ATP	0	0	0
Marion	Ocala WRF #3	PAA&LI	GCI	1.969	0.23	305
Marion	Ocala WRF #3	PAA&LI	OPAA	1.866	0.07	172
Marion	Ocala WRF #3	PAA&LI	RI	0	0	0
Marion	Ocala WRF #3	TF	NA	0	0	0
Marion	Ocala WRF #3	WL	NA	5	1.40	32
Marion	Rainbow Springs Fifth Replat WWTF	AI	OC	0.23	0.15	35.14
Marion	Rainbow Springs Fifth Replat WWTF	GWR&IPR	RIB	0.12	0	1.8
Martin	Indiantown Company WWTF	GWR&IPR	RIB	0.507	0.23	14
Martin	Martin County Tropical Farms WWTF	AI	EC	0	0	0
Martin	Martin County Tropical Farms WWTF	AI	OC	0	0	0
Martin	Martin County Tropical Farms WWTF	FP	NA	0	0	0
Martin	Martin County Tropical Farms WWTF	GWR&IPR	AF	0	0	0
Martin	Martin County Tropical Farms WWTF	GWR&IPR	INJ	0	0	0
Martin	Martin County Tropical Farms WWTF	GWR&IPR	RIB	0	0	0
Martin	Martin County Tropical Farms WWTF	GWR&IPR	SWA	0	0	0
Martin	Martin County Tropical Farms WWTF	IND	AOF	0	0	0
Martin	Martin County Tropical Farms WWTF	IND	ATP	0	0	0
Martin	Martin County Tropical Farms WWTF	OTH	OTH	0	0	0
Martin	Martin County Tropical Farms WWTF	PAA&LI	GCI	2.12	1.47	956
Martin	Martin County Tropical Farms WWTF	PAA&LI	OPAA	0.425	0.06	33
Martin	Martin County Tropical Farms WWTF	PAA&LI	RI	0.455	0.23	190
Martin	Martin County Tropical Farms WWTF	TF	NA	0	0	0
Martin	Martin County Tropical Farms WWTF	WL	NA	0	0	0
Martin	Martin County Utilities North WWTF	AI	EC	0	0	0
Martin	Martin County Utilities North WWTF	AI	OC	0	0	0
Martin	Martin County Utilities North WWTF	FP	NA	0	0	0
Martin	Martin County Utilities North WWTF	GWR&IPR	AF	0	0	0
Martin	Martin County Utilities North WWTF	GWR&IPR	INJ	0	0	0

Florida Department of Environmental Protection  
2022 Reuse Inventory | November 2023

County	Reuse System Name	Reuse Type	Reuse Subtype	Capacity (mgd)	Flow (mgd)	Area (acres)
Martin	Martin County Utilities North WWTF	GWR&IPR	RIB	0	0	0
Martin	Martin County Utilities North WWTF	GWR&IPR	SWA	0	0	0
Martin	Martin County Utilities North WWTF	IND	AOF	0	0	0
Martin	Martin County Utilities North WWTF	IND	ATP	0	0	0
Martin	Martin County Utilities North WWTF	OTH	OTH	0	0	0
Martin	Martin County Utilities North WWTF	PAA&LI	GCI	0.4	0.39	88
Martin	Martin County Utilities North WWTF	PAA&LI	OPAA	0.377	0.07	10
Martin	Martin County Utilities North WWTF	PAA&LI	RI	0.442	0.26	157
Martin	Martin County Utilities North WWTF	TF	NA	0	0	0
Martin	Martin County Utilities North WWTF	WL	NA	0	0	0
Martin	Sailfish Point WWTF	PAA&LI	GCI	0.55	0.08	144
Martin	South Martin Regional Util. (FKA Hydratech) WWTF	IND	AOF	0.01	0.04	20
Martin	South Martin Regional Util. (FKA Hydratech) WWTF	IND	ATP	0.014	0.01	10
Martin	South Martin Regional Util. (FKA Hydratech) WWTF	PAA&LI	GCI	1.51	0.71	315
Martin	South Martin Regional Util. (FKA Hydratech) WWTF	PAA&LI	OPAA	0.05	0.12	142.9
Martin	South Martin Regional Util. (FKA Hydratech) WWTF	PAA&LI	RI	0.047	0.06	55.6
Martin	City of Stuart	AI	EC	0	0	0
Martin	City of Stuart	AI	OC	0	0	0
Martin	City of Stuart	FP	NA	0	0	0
Martin	City of Stuart	GWR&IPR	AF	0	0	0
Martin	City of Stuart	GWR&IPR	INJ	0	0	0
Martin	City of Stuart	GWR&IPR	RIB	0	0	0
Martin	City of Stuart	GWR&IPR	SWA	0	0	0
Martin	City of Stuart	IND	AOF	0	0	0
Martin	City of Stuart	IND	ATP	0	0	0
Martin	City of Stuart	PAA&LI	GCI	0	0	0
Martin	City of Stuart	PAA&LI	OPAA	3.6	0.26	48.3
Martin	City of Stuart	PAA&LI	RI	0	0	0
Martin	City of Stuart	TF	NA	0	0	0
Martin	City of Stuart	WL	NA	0	0	0

Florida Department of Environmental Protection  
2022 Reuse Inventory | November 2023

County	Reuse System Name	Reuse Type	Reuse Subtype	Capacity (mgd)	Flow (mgd)	Area (acres)
Miami-Dade	City of Homestead	GWR&IPR	RIB	5	4.11	0
Miami-Dade	City of Homestead	IND	ATP	0	1.05	0
Miami-Dade	MDWASA Central District WWTF	IND	ATP	7.88	6.13	0
Miami-Dade	MDWASA South District WWTF	IND	ATP	3.73	5.20	0
Miami-Dade	MDWASA South District WWTF	PAA&LI	OPAA	0	0	0
Miami-Dade	MDWASD North District WWTP	IND	ATP	2.94	2.35	0
Monroe	Big Coppitt WWTP	PAA&LI	RI	0.411	0.06	73.22
Monroe	City of Marathon Area 3 WWTP	PAA&LI	OPAA	0	0	0
Monroe	City of Marathon Area 4 WWTP	PAA&LI	OPAA	0	0	0
Monroe	City of Marathon Area 5 Little Venice WWTP	PAA&LI	OPAA	0	0	0
Monroe	City of Marathon Area 7 WWTP	PAA&LI	OPAA	0	0	0
Monroe	Duck Key Wastewater Cooperative	AI	EC	0	0	0
Monroe	Duck Key Wastewater Cooperative	AI	OC	0	0	0
Monroe	Duck Key Wastewater Cooperative	FP	NA	0	0	0
Monroe	Duck Key Wastewater Cooperative	GWR&IPR	AF	0	0	0
Monroe	Duck Key Wastewater Cooperative	GWR&IPR	INJ	0	0	0
Monroe	Duck Key Wastewater Cooperative	GWR&IPR	RIB	0	0	0
Monroe	Duck Key Wastewater Cooperative	GWR&IPR	SWA	0	0	0
Monroe	Duck Key Wastewater Cooperative	IND	AOF	0	0	0
Monroe	Duck Key Wastewater Cooperative	IND	ATP	0	0	0
Monroe	Duck Key Wastewater Cooperative	OTH	OTH	0	0	0
Monroe	Duck Key Wastewater Cooperative	PAA&LI	GCI	0	0	0
Monroe	Duck Key Wastewater Cooperative	PAA&LI	OPAA	0.1	0.01	40
Monroe	Duck Key Wastewater Cooperative	PAA&LI	RI	0.155	0.05	218
Monroe	Key West Resort Utility	PAA&LI	RI	0	0	0
Monroe	Key West Resort Utility	TF	NA	0.1	0.02	0
Monroe	Key West Resort Utility	WL	NA	0	0	0
Monroe	North Key Largo WWTP	PAA&LI	GCI	0.3	0.06	378.5
Nassau	Hilliard WWTF	WL	NA	0.48	0.29	7
Nassau	Nassau Amelia Utilities WWTF	IND	ATP	0	0.09	0

Florida Department of Environmental Protection  
 2022 Reuse Inventory | November 2023

County	Reuse System Name	Reuse Type	Reuse Subtype	Capacity (mgd)	Flow (mgd)	Area (acres)
Nassau	Nassau Amelia Utilities WWTF	PAA&LI	GCI	1.6475	0.63	385
Nassau	Nassau Regional WWTF	GWR&IPR	RIB	0.5	0.18	20
Nassau	Nassau Regional WWTF	IND	ATP	2	0.30	10
Nassau	Nassau Regional WWTF	PAA&LI	GCI	0.75	0.72	100
Okaloosa	Arbennie Pritchett Water Reclamation Facility	GWR&IPR	RIB	10	7.55	200
Okaloosa	Arbennie Pritchett Water Reclamation Facility	PAA&LI	GCI	2	0.35	100
Okaloosa	Crestview WWTP	AI	EC	0	0	0
Okaloosa	Crestview WWTP	AI	OC	1.53	0.97	176
Okaloosa	Crestview WWTP	FP	NA	0	0	0
Okaloosa	Crestview WWTP	GWR&IPR	AF	0	0	0
Okaloosa	Crestview WWTP	GWR&IPR	INJ	0	0	0
Okaloosa	Crestview WWTP	GWR&IPR	RIB	0.63	0.53	7.65
Okaloosa	Crestview WWTP	GWR&IPR	SWA	0	0	0
Okaloosa	Crestview WWTP	IND	AOF	0	0	0
Okaloosa	Crestview WWTP	IND	ATP	0	0.01	7
Okaloosa	Crestview WWTP	OTH	OTH	0	0	0
Okaloosa	Crestview WWTP	PAA&LI	GCI	0	0	0
Okaloosa	Crestview WWTP	PAA&LI	OPAA	0	0	0
Okaloosa	Crestview WWTP	PAA&LI	RI	0	0	0
Okaloosa	Crestview WWTP	TF	NA	0	0	0
Okaloosa	Crestview WWTP	WL	NA	0	0	0
Okaloosa	Fort Walton Beach General Reuse Service Area	AI	EC	0	0	0
Okaloosa	Fort Walton Beach General Reuse Service Area	AI	OC	0	0	0
Okaloosa	Fort Walton Beach General Reuse Service Area	FP	NA	0	0	0
Okaloosa	Fort Walton Beach General Reuse Service Area	GWR&IPR	AF	0	0	0
Okaloosa	Fort Walton Beach General Reuse Service Area	GWR&IPR	INJ	0	0	0
Okaloosa	Fort Walton Beach General Reuse Service Area	GWR&IPR	RIB	0	0	0
Okaloosa	Fort Walton Beach General Reuse Service Area	GWR&IPR	SWA	0	0	0
Okaloosa	Fort Walton Beach General Reuse Service Area	IND	AOF	0	0	0
Okaloosa	Fort Walton Beach General Reuse Service Area	IND	ATP	0	0	0

Florida Department of Environmental Protection  
2022 Reuse Inventory | November 2023

County	Reuse System Name	Reuse Type	Reuse Subtype	Capacity (mgd)	Flow (mgd)	Area (acres)
Okaloosa	Fort Walton Beach General Reuse Service Area	OTH	OTH	0.2	0	0.3
Okaloosa	Fort Walton Beach General Reuse Service Area	PAA&LI	GCI	2	0.30	330
Okaloosa	Fort Walton Beach General Reuse Service Area	PAA&LI	OPAA	0	0	0
Okaloosa	Fort Walton Beach General Reuse Service Area	PAA&LI	RI	0	0	0
Okaloosa	Fort Walton Beach General Reuse Service Area	TF	NA	0	0	0
Okaloosa	Fort Walton Beach General Reuse Service Area	WL	NA	0	0	0
Okaloosa	George F. French Water Reclamation Facility	GWR&IPR	AF	1.3	0.35	15.76
Okaloosa	George F. French Water Reclamation Facility	GWR&IPR	RIB	0.39	0.14	3.66
Okaloosa	George F. French Water Reclamation Facility	OTH	OTH	0.437	0.37	6.84
Okaloosa	George F. French Water Reclamation Facility	PAA&LI	GCI	1.2	0.32	153.1
Okaloosa	George F. French Water Reclamation Facility	PAA&LI	OPAA	1	0.70	70.72
Okaloosa	George F. French Water Reclamation Facility	PAA&LI	RI	3.75	1.55	220.47
Okaloosa	Hurlburt Field AWTP	AI	EC	0	0	0
Okaloosa	Hurlburt Field AWTP	AI	OC	0	0	0
Okaloosa	Hurlburt Field AWTP	FP	NA	0	0	0
Okaloosa	Hurlburt Field AWTP	GWR&IPR	AF	0	0	0
Okaloosa	Hurlburt Field AWTP	GWR&IPR	INJ	0	0	0
Okaloosa	Hurlburt Field AWTP	GWR&IPR	RIB	0	0	0
Okaloosa	Hurlburt Field AWTP	GWR&IPR	SWA	0	0	0
Okaloosa	Hurlburt Field AWTP	IND	AOF	0	0	0
Okaloosa	Hurlburt Field AWTP	IND	ATP	0	0.03	0
Okaloosa	Hurlburt Field AWTP	OTH	OTH	0.199	0	208
Okaloosa	Hurlburt Field AWTP	PAA&LI	GCI	0.3	0	150
Okaloosa	Hurlburt Field AWTP	PAA&LI	OPAA	0.89	0.06	0
Okaloosa	Hurlburt Field AWTP	PAA&LI	RI	0.198	0.03	58
Okaloosa	Hurlburt Field AWTP	TF	NA	0	0	0
Okaloosa	Hurlburt Field AWTP	WL	NA	0	0	0
Okaloosa	Jerry D. Mitchem WRF at Bob Sikes Industrial Park	GWR&IPR	RIB	0.391	0.14	11.09
Okaloosa	Mary Esther WWTP	AI	OC	1.1	0.53	380
Okaloosa	NV Regional WWTF	AI	OC	3.35	1.38	240



Florida Department of Environmental Protection  
2022 Reuse Inventory | November 2023

County	Reuse System Name	Reuse Type	Reuse Subtype	Capacity (mgd)	Flow (mgd)	Area (acres)
Okaloosa	NV Regional WWTF	PAA&LI	GCI	1.593	0	150
Okaloosa	NV Regional WWTF	PAA&LI	OPAA	1.035	0.20	86.5
Okaloosa	NV Regional WWTF	PAA&LI	RI	1.623	0.51	209.5
Okaloosa	Okaloosa Correctional Institution WWTF	GWR&IPR	RIB	0.225	0.15	5.6
Okaloosa	Russell F.W. Stephenson WWTF	GWR&IPR	RIB	0.98	0.64	12.03
Okeechobee	Cemetery Road Wastewater Treatment Facility	AI	OC	1.3	0.16	1,293
Okeechobee	Cemetery Road Wastewater Treatment Facility	OTH	OTH	0.132	0.22	17
Okeechobee	Okeechobee Correctional WWTF	OTH	OTH	0.2	0.22	86
Orange	Apopka WRF – Project Arrow	AI	OC	0.5	0.07	324.94
Orange	Apopka WRF – Project Arrow	IND	ATP	0.5	0.04	50
Orange	Apopka WRF – Project Arrow	OTH	OTH	4.91	1.47	118.89
Orange	Apopka WRF – Project Arrow	PAA&LI	GCI	1.49	0.24	561.6
Orange	Apopka WRF – Project Arrow	PAA&LI	OPAA	4	1.59	975
Orange	Apopka WRF – Project Arrow	PAA&LI	RI	8	4.28	2,700
Orange	Conserv II Distribution Center	AI	EC	4.625	0.46	1,505.3
Orange	Conserv II Distribution Center	AI	OC	0.974	0.03	163
Orange	Conserv II Distribution Center	FP	NA	0	0	0
Orange	Conserv II Distribution Center	GWR&IPR	AF	0	0	0
Orange	Conserv II Distribution Center	GWR&IPR	INJ	0	0	0
Orange	Conserv II Distribution Center	GWR&IPR	RIB	43	13.74	3,725
Orange	Conserv II Distribution Center	GWR&IPR	SWA	0	0	0
Orange	Conserv II Distribution Center	IND	AOF	0	0	0
Orange	Conserv II Distribution Center	IND	ATP	0	0	0
Orange	Conserv II Distribution Center	OTH	OTH	0.103	0.29	40
Orange	Conserv II Distribution Center	PAA&LI	GCI	2.487	1.32	745
Orange	Conserv II Distribution Center	PAA&LI	OPAA	4.157	16.21	340.5
Orange	Conserv II Distribution Center	PAA&LI	RI	0	0	0
Orange	Conserv II Distribution Center	TF	NA	0	0	0
Orange	Conserv II Distribution Center	WL	NA	0	0	0
Orange	Fairways Country Club WWTF	GWR&IPR	RIB	0.15	0.02	0.71

Florida Department of Environmental Protection  
 2022 Reuse Inventory | November 2023

County	Reuse System Name	Reuse Type	Reuse Subtype	Capacity (mgd)	Flow (mgd)	Area (acres)
Orange	Fairways Country Club WWTF	PAA&LI	GCI	0.15	0.10	56
Orange	Gulfstream Harbor WWTF	GWR&IPR	RIB	0.1	0.04	3.16
Orange	OCUD/Eastern Subregional WRF	AI	EC	0	0	0
Orange	OCUD/Eastern Subregional WRF	AI	OC	0	0	0
Orange	OCUD/Eastern Subregional WRF	FP	NA	0	0	0
Orange	OCUD/Eastern Subregional WRF	GWR&IPR	AF	0	0	0
Orange	OCUD/Eastern Subregional WRF	GWR&IPR	INJ	0	0	0
Orange	OCUD/Eastern Subregional WRF	GWR&IPR	RIB	2.5	0.12	90
Orange	OCUD/Eastern Subregional WRF	GWR&IPR	SWA	0	0	0
Orange	OCUD/Eastern Subregional WRF	IND	AOF	0	0	0
Orange	OCUD/Eastern Subregional WRF	IND	ATP	0	0	0
Orange	OCUD/Eastern Subregional WRF	OTH	OTH	13	7.45	93
Orange	OCUD/Eastern Subregional WRF	PAA&LI	GCI	0	0	0
Orange	OCUD/Eastern Subregional WRF	PAA&LI	OPAA	5.75	3.84	0
Orange	OCUD/Eastern Subregional WRF	PAA&LI	RI	0	0	0
Orange	OCUD/Eastern Subregional WRF	TF	NA	0	0	0
Orange	OCUD/Eastern Subregional WRF	WL	NA	10	7.46	300
Orange	OCUD/Northwest Water Reclamation Facility	AI	EC	0	0	0
Orange	OCUD/Northwest Water Reclamation Facility	AI	OC	0	0	0
Orange	OCUD/Northwest Water Reclamation Facility	FP	NA	0	0	0
Orange	OCUD/Northwest Water Reclamation Facility	GWR&IPR	AF	0	0	0
Orange	OCUD/Northwest Water Reclamation Facility	GWR&IPR	INJ	0	0	0
Orange	OCUD/Northwest Water Reclamation Facility	GWR&IPR	RIB	4.94	0.58	44.2
Orange	OCUD/Northwest Water Reclamation Facility	GWR&IPR	SWA	0	0	0
Orange	OCUD/Northwest Water Reclamation Facility	IND	AOF	0	0	0
Orange	OCUD/Northwest Water Reclamation Facility	IND	ATP	0	0	0
Orange	OCUD/Northwest Water Reclamation Facility	OTH	OTH	0	1.22	0
Orange	OCUD/Northwest Water Reclamation Facility	PAA&LI	GCI	0	0	0
Orange	OCUD/Northwest Water Reclamation Facility	PAA&LI	OPAA	3.4	2.38	0
Orange	OCUD/Northwest Water Reclamation Facility	PAA&LI	RI	0	0	0

Florida Department of Environmental Protection  
 2022 Reuse Inventory | November 2023

County	Reuse System Name	Reuse Type	Reuse Subtype	Capacity (mgd)	Flow (mgd)	Area (acres)
Orange	OCUD/Northwest Water Reclamation Facility	TF	NA	0.05	0	0
Orange	OCUD/Northwest Water Reclamation Facility	WL	NA	3.94	3.16	67.4
Orange	OCUD/South WRF	AI	EC	26.88	11.59	1,505
Orange	OCUD/South WRF	AI	OC	1.59	0	163
Orange	OCUD/South WRF	FP	NA	0	0	0
Orange	OCUD/South WRF	GWR&IPR	AF	0	0	0
Orange	OCUD/South WRF	GWR&IPR	INJ	0	0	0
Orange	OCUD/South WRF	GWR&IPR	RIB	19.6	3.09	4,004
Orange	OCUD/South WRF	GWR&IPR	SWA	0	0	0
Orange	OCUD/South WRF	IND	AOF	2.45	0.02	607
Orange	OCUD/South WRF	IND	ATP	2.3	0.72	50
Orange	OCUD/South WRF	OTH	OTH	0	0	0
Orange	OCUD/South WRF	PAA&LI	GCI	8.28	2.02	2,392
Orange	OCUD/South WRF	PAA&LI	OPAA	7.58	4.88	2,539
Orange	OCUD/South WRF	PAA&LI	RI	5	1.99	2,252
Orange	OCUD/South WRF	TF	NA	0	0	0
Orange	OCUD/South WRF	WL	NA	0	0	0
Orange	Ocoee WWTF	AI	EC	0	0	0
Orange	Ocoee WWTF	AI	OC	0	0	0
Orange	Ocoee WWTF	FP	NA	0	0	0
Orange	Ocoee WWTF	GWR&IPR	AF	0	0	0
Orange	Ocoee WWTF	GWR&IPR	INJ	0	0	0
Orange	Ocoee WWTF	GWR&IPR	RIB	1.1	0.10	19.7
Orange	Ocoee WWTF	GWR&IPR	SWA	0	0	0
Orange	Ocoee WWTF	IND	AOF	0	0	0
Orange	Ocoee WWTF	IND	ATP	0	0	0
Orange	Ocoee WWTF	OTH	OTH	0	2.32	0
Orange	Ocoee WWTF	PAA&LI	GCI	0	0.06	260
Orange	Ocoee WWTF	PAA&LI	OPAA	0	0	0
Orange	Ocoee WWTF	PAA&LI	RI	0	1.50	0

Florida Department of Environmental Protection  
 2022 Reuse Inventory | November 2023

County	Reuse System Name	Reuse Type	Reuse Subtype	Capacity (mgd)	Flow (mgd)	Area (acres)
Orange	Ocoee WWTF	TF	NA	0	0	0
Orange	Ocoee WWTF	WL	NA	0	0	0
Orange	Orlando – Conserv II WRF	OTH	OTH	55.34	11.07	6,713.8
Orange	Orlando – Conserv II WRF	PAA&LI	GCI	1.648	0.60	213
Orange	Orlando – Conserv II WRF	PAA&LI	OPAA	4.805	2.74	1,242.13
Orange	Orlando – Conserv II WRF	PAA&LI	RI	0.619	0.12	160.16
Orange	Orlando – Conserv I WWTF	AI	EC	0	0	0
Orange	Orlando – Conserv I WWTF	AI	OC	0	0	0
Orange	Orlando – Conserv I WWTF	FP	NA	0	0	0
Orange	Orlando – Conserv I WWTF	GWR&IPR	AF	0	0	0
Orange	Orlando – Conserv I WWTF	GWR&IPR	INJ	0	0	0
Orange	Orlando – Conserv I WWTF	GWR&IPR	RIB	2	0.05	33.55
Orange	Orlando – Conserv I WWTF	GWR&IPR	SWA	0	0	0
Orange	Orlando – Conserv I WWTF	IND	AOF	0	0	0
Orange	Orlando – Conserv I WWTF	IND	ATP	0.64	0.64	0
Orange	Orlando – Conserv I WWTF	OTH	OTH	0	4.74	0
Orange	Orlando – Conserv I WWTF	PAA&LI	GCI	1.101	0.06	142.35
Orange	Orlando – Conserv I WWTF	PAA&LI	OPAA	14.95	4.86	3,863.54
Orange	Orlando – Conserv I WWTF	PAA&LI	RI	9.939	1.76	2,428.04
Orange	Orlando – Conserv I WWTF	TF	NA	0	0	0
Orange	Orlando – Conserv I WWTF	WL	NA	0	0	0
Orange	Reedy Creek Improvement District	AI	EC	0	0	0
Orange	Reedy Creek Improvement District	AI	OC	0	0	0
Orange	Reedy Creek Improvement District	FP	NA	0	0	0
Orange	Reedy Creek Improvement District	GWR&IPR	AF	0	0	0
Orange	Reedy Creek Improvement District	GWR&IPR	INJ	0	0	0
Orange	Reedy Creek Improvement District	GWR&IPR	RIB	12.5	5.71	86
Orange	Reedy Creek Improvement District	GWR&IPR	SWA	0	0	0
Orange	Reedy Creek Improvement District	IND	AOF	0	0	0
Orange	Reedy Creek Improvement District	IND	ATP	0	0.65	0

Florida Department of Environmental Protection  
 2022 Reuse Inventory | November 2023

County	Reuse System Name	Reuse Type	Reuse Subtype	Capacity (mgd)	Flow (mgd)	Area (acres)
Orange	Reedy Creek Improvement District	OTH	OTH	0	0.54	49
Orange	Reedy Creek Improvement District	PAA&LI	GCI	10	0.67	435
Orange	Reedy Creek Improvement District	PAA&LI	OPAA	0	3.90	1,079
Orange	Reedy Creek Improvement District	PAA&LI	RI	0	0	0
Orange	Reedy Creek Improvement District	TF	NA	0	0	0
Orange	Reedy Creek Improvement District	WL	NA	0	0	0
Orange	Rock Springs MHP WWTF	GWR&IPR	RIB	0.15	0.10	4.2
Orange	Wedgfield WWTF	OTH	OTH	0.06	0	31.77
Orange	Wedgfield WWTF	PAA&LI	GCI	0.27	0.15	120
Orange	Winter Garden WWTF	AI	EC	0	0	0
Orange	Winter Garden WWTF	AI	OC	0	0	0
Orange	Winter Garden WWTF	FP	NA	0	0	0
Orange	Winter Garden WWTF	GWR&IPR	AF	0	0	0
Orange	Winter Garden WWTF	GWR&IPR	INJ	0	0	0
Orange	Winter Garden WWTF	GWR&IPR	RIB	1.75	1.26	0
Orange	Winter Garden WWTF	GWR&IPR	SWA	0	0	0
Orange	Winter Garden WWTF	IND	AOF	0	0	0
Orange	Winter Garden WWTF	IND	ATP	0	0	0
Orange	Winter Garden WWTF	OTH	OTH	0	0	0
Orange	Winter Garden WWTF	PAA&LI	GCI	0.75	0.58	141
Orange	Winter Garden WWTF	PAA&LI	OPAA	0	0	0
Orange	Winter Garden WWTF	PAA&LI	RI	3.25	1.43	1,210
Orange	Winter Garden WWTF	TF	NA	0	0	0
Orange	Winter Garden WWTF	WL	NA	0	0	0
Orange	Winter Park Estates WWTF	AI	EC	0	0	0
Orange	Winter Park Estates WWTF	AI	OC	0	0	0
Orange	Winter Park Estates WWTF	FP	NA	0	0	0
Orange	Winter Park Estates WWTF	GWR&IPR	AF	0	0	0
Orange	Winter Park Estates WWTF	GWR&IPR	INJ	0	0	0
Orange	Winter Park Estates WWTF	GWR&IPR	RIB	0	0	0

Florida Department of Environmental Protection  
 2022 Reuse Inventory | November 2023

County	Reuse System Name	Reuse Type	Reuse Subtype	Capacity (mgd)	Flow (mgd)	Area (acres)
Orange	Winter Park Estates WWTF	GWR&IPR	SWA	0	0	0
Orange	Winter Park Estates WWTF	IND	AOF	0	0	0
Orange	Winter Park Estates WWTF	IND	ATP	0	0.01	7.73
Orange	Winter Park Estates WWTF	OTH	OTH	0	0	0
Orange	Winter Park Estates WWTF	PAA&LI	GCI	0.345	0.13	198
Orange	Winter Park Estates WWTF	PAA&LI	OPAA	0.27	0.11	115.6
Orange	Winter Park Estates WWTF	PAA&LI	RI	0	0	0
Orange	Winter Park Estates WWTF	TF	NA	0	0	0
Orange	Winter Park Estates WWTF	WL	NA	0	0	0
Osceola	Good Samaritan Retirement Village WWTF	PAA&LI	GCI	0.15	0.09	47
Osceola	Good Samaritan Retirement Village WWTF	PAA&LI	OPAA	0.025	0.01	5
Osceola	Good Samaritan Retirement Village WWTF	PAA&LI	RI	0.125	0.05	50
Osceola	St. Cloud Southside WRF	AI	EC	0	0	0
Osceola	St. Cloud Southside WRF	AI	OC	0	0	0
Osceola	St. Cloud Southside WRF	FP	NA	0	0	0
Osceola	St. Cloud Southside WRF	GWR&IPR	AF	0	0	0
Osceola	St. Cloud Southside WRF	GWR&IPR	INJ	0	0	0
Osceola	St. Cloud Southside WRF	GWR&IPR	RIB	0	0	0
Osceola	St. Cloud Southside WRF	GWR&IPR	SWA	0	0	0
Osceola	St. Cloud Southside WRF	IND	AOF	0	0	0
Osceola	St. Cloud Southside WRF	IND	ATP	0	0	0
Osceola	St. Cloud Southside WRF	OTH	OTH	0	0	0
Osceola	St. Cloud Southside WRF	PAA&LI	GCI	0.573	0.29	219
Osceola	St. Cloud Southside WRF	PAA&LI	OPAA	0	0	0
Osceola	St. Cloud Southside WRF	PAA&LI	RI	7.927	3.73	2,572
Osceola	St. Cloud Southside WRF	TF	NA	0	0	0
Osceola	St. Cloud Southside WRF	WL	NA	0	0	0
Osceola	TWA – Harmony Community Dev. District WWTF	GWR&IPR	RIB	0.18	0.01	2.09
Osceola	TWA – Harmony Community Dev. District WWTF	PAA&LI	RI	0.499	0.55	264
Osceola	TWA – Sandhill Road WWTF	GWR&IPR	RIB	2	2.03	12

Florida Department of Environmental Protection  
2022 Reuse Inventory | November 2023

County	Reuse System Name	Reuse Type	Reuse Subtype	Capacity (mgd)	Flow (mgd)	Area (acres)
Osceola	TWA – Sandhill Road WWTF	PAA&LI	GCI	0.65	0.04	76.98
Osceola	TWA – Sandhill Road WWTF	PAA&LI	OPAA	3.483	0.03	595.2
Osceola	TWA – Sandhill Road WWTF	PAA&LI	RI	6.5	3.22	460.3
Osceola	TWA – Camelot S/D WWTF	AI	OC	1.6	0.41	180
Osceola	TWA – Camelot S/D WWTF	GWR&IPR	RIB	15.12	7.13	58.72
Osceola	TWA – Camelot S/D WWTF	IND	AOF	3.72	2.31	0.94
Osceola	TWA – Camelot S/D WWTF	PAA&LI	GCI	4.038	2.36	320
Osceola	TWA – Camelot S/D WWTF	PAA&LI	OPAA	2.188	4.37	1,105.2
Osceola	TWA – Camelot S/D WWTF	PAA&LI	RI	1.768	0.53	589
Osceola	TWA – Cypress West	GWR&IPR	RIB	0.943	0.47	20
Osceola	TWA – Cypress West	PAA&LI	GCI	0.765	0.26	98.68
Osceola	TWA – Cypress West	PAA&LI	OPAA	0.616	0.02	0
Osceola	TWA – Cypress West	PAA&LI	RI	3	3.40	863
Osceola	TWA – Parkway WWTF	GWR&IPR	RIB	1.5	0.52	36
Osceola	TWA – Parkway WWTF	PAA&LI	GCI	0.491	0.30	183
Osceola	TWA – Parkway WWTF	PAA&LI	OPAA	0.249	0.03	95
Osceola	TWA – Parkway WWTF	PAA&LI	RI	0.61	0.37	407
Palm Beach	City of Boca Raton WWTP	IND	ATP	0	1.30	50
Palm Beach	City of Boca Raton WWTP	PAA&LI	GCI	0	4.18	1,400
Palm Beach	City of Boca Raton WWTP	PAA&LI	OPAA	0	3.54	1,050
Palm Beach	City of Boca Raton WWTP	PAA&LI	RI	0	2.08	422
Palm Beach	Central Region Reclaimed Water facility	AI	EC	0	0	0
Palm Beach	Central Region Reclaimed Water facility	AI	OC	0	0	0
Palm Beach	Central Region Reclaimed Water facility	FP	NA	0	0	0
Palm Beach	Central Region Reclaimed Water facility	GWR&IPR	AF	0	0	0
Palm Beach	Central Region Reclaimed Water facility	GWR&IPR	INJ	0	0	0
Palm Beach	Central Region Reclaimed Water facility	GWR&IPR	RIB	0	0	0
Palm Beach	Central Region Reclaimed Water facility	GWR&IPR	SWA	0	0	0
Palm Beach	Central Region Reclaimed Water facility	IND	AOF	0	0	0
Palm Beach	Central Region Reclaimed Water facility	IND	ATP	0	0	0

Florida Department of Environmental Protection  
2022 Reuse Inventory | November 2023

County	Reuse System Name	Reuse Type	Reuse Subtype	Capacity (mgd)	Flow (mgd)	Area (acres)
Palm Beach	Central Region Reclaimed Water facility	OTH	OTH	0	0	0
Palm Beach	Central Region Reclaimed Water facility	PAA&LI	GCI	2	0.01	101.2
Palm Beach	Central Region Reclaimed Water facility	PAA&LI	OPAA	0.14	0	13.2
Palm Beach	Central Region Reclaimed Water facility	PAA&LI	RI	1.75	0.46	287.5
Palm Beach	Central Region Reclaimed Water facility	TF	NA	0	0	0
Palm Beach	Central Region Reclaimed Water facility	WL	NA	0	0	0
Palm Beach	East Central Regional Water Reclamation Facility	IND	AOF	22	14.94	0
Palm Beach	East Central Regional Water Reclamation Facility	PAA&LI	OPAA	0.7	0.08	100
Palm Beach	Loxahatchee Env. Control Dist. WWTP	IND	ATP	2.5	1.22	22
Palm Beach	Loxahatchee Env. Control Dist. WWTP	PAA&LI	GCI	6.92	4.38	2,034
Palm Beach	Loxahatchee Env. Control Dist. WWTP	PAA&LI	OPAA	1.09	0.68	387
Palm Beach	Loxahatchee Env. Control Dist. WWTP	PAA&LI	RI	4.41	1.12	453
Palm Beach	Okeelanta Corporation	GWR&IPR	RIB	0.225	0.03	3
Palm Beach	Palm Beach County Southern Region Water Reclamation Facility	AI	EC	0	0	0
Palm Beach	Palm Beach County Southern Region Water Reclamation Facility	AI	OC	0	0	0
Palm Beach	Palm Beach County Southern Region Water Reclamation Facility	FP	NA	0	0	0
Palm Beach	Palm Beach County Southern Region Water Reclamation Facility	GWR&IPR	AF	0	0	0
Palm Beach	Palm Beach County Southern Region Water Reclamation Facility	GWR&IPR	INJ	0	0	0
Palm Beach	Palm Beach County Southern Region Water Reclamation Facility	GWR&IPR	RIB	0	0	0
Palm Beach	Palm Beach County Southern Region Water Reclamation Facility	GWR&IPR	SWA	0	0	0
Palm Beach	Palm Beach County Southern Region Water Reclamation Facility	IND	AOF	0	0	0
Palm Beach	Palm Beach County Southern Region Water Reclamation Facility	IND	ATP	0	0	0
Palm Beach	Palm Beach County Southern Region Water Reclamation Facility	OTH	OTH	5	2.73	0
Palm Beach	Palm Beach County Southern Region Water Reclamation Facility	PAA&LI	GCI	6.18	2.46	945.4
Palm Beach	Palm Beach County Southern Region Water Reclamation Facility	PAA&LI	OPAA	4.28	0.35	1,539.6
Palm Beach	Palm Beach County Southern Region Water Reclamation Facility	PAA&LI	RI	28.38	5.01	2,176.6
Palm Beach	Palm Beach County Southern Region Water Reclamation Facility	TF	NA	0	0	0
Palm Beach	Palm Beach County Southern Region Water Reclamation Facility	WL	NA	5	0.88	125
Palm Beach	Seacoast Utilities Authority PGA Regional WWTF	AI	EC	0	0	0
Palm Beach	Seacoast Utilities Authority PGA Regional WWTF	AI	OC	0	0	0



Florida Department of Environmental Protection  
 2022 Reuse Inventory | November 2023

County	Reuse System Name	Reuse Type	Reuse Subtype	Capacity (mgd)	Flow (mgd)	Area (acres)
Palm Beach	Seacoast Utilities Authority PGA Regional WWTF	FP	NA	0	0	0
Palm Beach	Seacoast Utilities Authority PGA Regional WWTF	GWR&IPR	AF	0	0	0
Palm Beach	Seacoast Utilities Authority PGA Regional WWTF	GWR&IPR	INJ	0	0	0
Palm Beach	Seacoast Utilities Authority PGA Regional WWTF	GWR&IPR	RIB	0	0	0
Palm Beach	Seacoast Utilities Authority PGA Regional WWTF	GWR&IPR	SWA	0	0	0
Palm Beach	Seacoast Utilities Authority PGA Regional WWTF	IND	AOF	0	0	0
Palm Beach	Seacoast Utilities Authority PGA Regional WWTF	IND	ATP	0.1	0.03	0
Palm Beach	Seacoast Utilities Authority PGA Regional WWTF	PAA&LI	GCI	6.45	5.63	2,115.23
Palm Beach	Seacoast Utilities Authority PGA Regional WWTF	PAA&LI	OPAA	0.841	0.65	233.25
Palm Beach	Seacoast Utilities Authority PGA Regional WWTF	PAA&LI	RI	3.239	2.38	526.4
Palm Beach	Seacoast Utilities Authority PGA Regional WWTF	TF	NA	0	0	0
Palm Beach	Seacoast Utilities Authority PGA Regional WWTF	WL	NA	0	0	0
Palm Beach	South Central Regional WWTP	IND	ATP	1.5	1.11	40
Palm Beach	South Central Regional WWTP	PAA&LI	GCI	6.44	2.77	1,539
Palm Beach	South Central Regional WWTP	PAA&LI	OPAA	1.79	1.45	629
Palm Beach	South Central Regional WWTP	PAA&LI	RI	2.77	0.61	120
Palm Beach	Village of Wellington WWTP	GWR&IPR	RIB	0.233	0	20
Palm Beach	Village of Wellington WWTP	PAA&LI	OPAA	4.12	0.35	75
Palm Beach	Western Region North WWTP	AI	EC	0	0	0
Palm Beach	Western Region North WWTP	AI	OC	0	0	0
Palm Beach	Western Region North WWTP	FP	NA	0	0	0
Palm Beach	Western Region North WWTP	GWR&IPR	AF	0	0	0
Palm Beach	Western Region North WWTP	GWR&IPR	INJ	0	0	0
Palm Beach	Western Region North WWTP	GWR&IPR	RIB	0.08	0	1.89
Palm Beach	Western Region North WWTP	GWR&IPR	SWA	0	0	0
Palm Beach	Western Region North WWTP	IND	AOF	0	0	0
Palm Beach	Western Region North WWTP	IND	ATP	0	0	0
Palm Beach	Western Region North WWTP	OTH	OTH	0	0	0
Palm Beach	Western Region North WWTP	PAA&LI	GCI	0	0	0
Palm Beach	Western Region North WWTP	PAA&LI	OPAA	0	0	0

Florida Department of Environmental Protection  
2022 Reuse Inventory | November 2023

County	Reuse System Name	Reuse Type	Reuse Subtype	Capacity (mgd)	Flow (mgd)	Area (acres)
Palm Beach	Western Region North WWTP	PAA&LI	RI	0	0	0
Palm Beach	Western Region North WWTP	TF	NA	0	0	0
Palm Beach	Western Region North WWTP	WL	NA	0	0	0
Palm Beach	Western Region WWTF	AI	EC	0	0	0
Palm Beach	Western Region WWTF	AI	OC	0	0	0
Palm Beach	Western Region WWTF	FP	NA	0	0	0
Palm Beach	Western Region WWTF	GWR&IPR	AF	0	0	0
Palm Beach	Western Region WWTF	GWR&IPR	INJ	0	0	0
Palm Beach	Western Region WWTF	GWR&IPR	RIB	0.603	0.08	7.4
Palm Beach	Western Region WWTF	GWR&IPR	SWA	0	0	0
Palm Beach	Western Region WWTF	IND	AOF	0	0	0
Palm Beach	Western Region WWTF	IND	ATP	0	0	0
Palm Beach	Western Region WWTF	OTH	OTH	0	0	0
Palm Beach	Western Region WWTF	PAA&LI	GCI	0	0	0
Palm Beach	Western Region WWTF	PAA&LI	OPAA	0	0	0
Palm Beach	Western Region WWTF	PAA&LI	RI	0	0	0
Palm Beach	Western Region WWTF	TF	NA	0	0	0
Palm Beach	Western Region WWTF	WL	NA	0	0	0
Pasco	Dade City WWTP	AI	OC	1.28	0.41	704
Pasco	Dade City WWTP	GWR&IPR	RIB	1	0.25	24
Pasco	Forest Lake Estates WWTP	AI	EC	0	0	0
Pasco	Forest Lake Estates WWTP	AI	OC	0.216	0.04	34.7
Pasco	Forest Lake Estates WWTP	FP	NA	0	0	0
Pasco	Forest Lake Estates WWTP	GWR&IPR	AF	0	0	0
Pasco	Forest Lake Estates WWTP	GWR&IPR	INJ	0	0	0
Pasco	Forest Lake Estates WWTP	GWR&IPR	RIB	0	0	0
Pasco	Forest Lake Estates WWTP	GWR&IPR	SWA	0	0	0
Pasco	Forest Lake Estates WWTP	IND	AOF	0	0	0
Pasco	Forest Lake Estates WWTP	IND	ATP	0	0	0
Pasco	Forest Lake Estates WWTP	OTH	OTH	0	0	0

Florida Department of Environmental Protection  
2022 Reuse Inventory | November 2023

County	Reuse System Name	Reuse Type	Reuse Subtype	Capacity (mgd)	Flow (mgd)	Area (acres)
Pasco	Forest Lake Estates WWTP	PAA&LI	GCI	0	0	0
Pasco	Forest Lake Estates WWTP	PAA&LI	OPAA	0	0	0
Pasco	Forest Lake Estates WWTP	PAA&LI	RI	0	0	0
Pasco	Forest Lake Estates WWTP	TF	NA	0	0	0
Pasco	Forest Lake Estates WWTP	WL	NA	0	0	0
Pasco	Jasmine Lakes WWTF	GWR&IPR	RIB	0.308	0.29	6.2
Pasco	City of New Port Richey WWTF	IND	ATP	0	0.46	9
Pasco	City of New Port Richey WWTF	OTH	OTH	7.5	3.95	211
Pasco	City of New Port Richey WWTF	PAA&LI	OPAA	4.2	0.84	234
Pasco	Palm Terrace Gardens	AI	OC	0.13	0.05	1.28
Pasco	Palm Terrace Gardens	GWR&IPR	RIB	0.13	0.03	0.92
Pasco	Pasco County Master Reuse System	AI	EC	0	0	491
Pasco	Pasco County Master Reuse System	AI	OC	0	0	100
Pasco	Pasco County Master Reuse System	GWR&IPR	RIB	11.643	4.17	174
Pasco	Pasco County Master Reuse System	IND	AOF	0	0.33	80
Pasco	Pasco County Master Reuse System	IND	ATP	0	0.21	0
Pasco	Pasco County Master Reuse System	PAA&LI	GCI	0	1.99	2,398
Pasco	Pasco County Master Reuse System	PAA&LI	OPAA	0	4.45	819
Pasco	Pasco County Master Reuse System	PAA&LI	RI	0	11.43	1,587
Pasco	Pasco County Master Reuse System	WL	NA	5	2.57	133
Pasco	Seven Springs WWTF	AI	OC	0.101	0.09	26
Pasco	Seven Springs WWTF	GWR&IPR	RIB	0	0.22	21.86
Pasco	Seven Springs WWTF	OTH	OTH	0	0.02	0
Pasco	Seven Springs WWTF	PAA&LI	GCI	0.427	0.15	138
Pasco	Seven Springs WWTF	PAA&LI	OPAA	0.402	0.34	394
Pasco	Seven Springs WWTF	PAA&LI	RI	2.127	0.80	542
Pasco	Travelers Rest WWTF	AI	OC	0.035	0.01	17
Pasco	Travelers Rest WWTF	GWR&IPR	RIB	0.065	0.02	1.5
Pasco	City of Zephyrhills WWTP	AI	EC	0	0	0
Pasco	City of Zephyrhills WWTP	AI	OC	0	0	0

Florida Department of Environmental Protection  
2022 Reuse Inventory | November 2023

County	Reuse System Name	Reuse Type	Reuse Subtype	Capacity (mgd)	Flow (mgd)	Area (acres)
Pasco	City of Zephyrhills WWTP	FP	NA	0	0	0
Pasco	City of Zephyrhills WWTP	GWR&IPR	AF	0	0	0
Pasco	City of Zephyrhills WWTP	GWR&IPR	INJ	0	0	0
Pasco	City of Zephyrhills WWTP	GWR&IPR	RIB	2.25	1.32	37.8
Pasco	City of Zephyrhills WWTP	GWR&IPR	SWA	0	0	0
Pasco	City of Zephyrhills WWTP	IND	AOF	0	0	0
Pasco	City of Zephyrhills WWTP	IND	ATP	0	0.06	0
Pasco	City of Zephyrhills WWTP	OTH	OTH	0	0	0
Pasco	City of Zephyrhills WWTP	PAA&LI	GCI	0.39	0.21	62
Pasco	City of Zephyrhills WWTP	PAA&LI	OPAA	0.75	0.08	77
Pasco	City of Zephyrhills WWTP	PAA&LI	RI	0.46	0.01	45
Pasco	City of Zephyrhills WWTP	TF	NA	0	0	0
Pasco	City of Zephyrhills WWTP	WL	NA	0	0	0
Pinellas	City of Clearwater Master Reuse System	IND	ATP	0	1.14	0
Pinellas	City of Clearwater Master Reuse System	OTH	OTH	3	0.07	5,881
Pinellas	City of Clearwater Master Reuse System	PAA&LI	GCI	0.965	0.70	249
Pinellas	City of Clearwater Master Reuse System	PAA&LI	OPAA	13.789	1.24	3,558
Pinellas	City of Clearwater Master Reuse System	PAA&LI	RI	8.046	2.47	2,074
Pinellas	City of Dunedin Mainland	AI	EC	0	0	0
Pinellas	City of Dunedin Mainland	AI	OC	0	0	0
Pinellas	City of Dunedin Mainland	FP	NA	0	0	0
Pinellas	City of Dunedin Mainland	GWR&IPR	AF	0	0	0
Pinellas	City of Dunedin Mainland	GWR&IPR	INJ	0	0	0
Pinellas	City of Dunedin Mainland	GWR&IPR	RIB	0	0	0
Pinellas	City of Dunedin Mainland	GWR&IPR	SWA	0	0	0
Pinellas	City of Dunedin Mainland	IND	AOF	0	0	0
Pinellas	City of Dunedin Mainland	IND	ATP	0	0.60	0
Pinellas	City of Dunedin Mainland	OTH	OTH	0	0	0
Pinellas	City of Dunedin Mainland	PAA&LI	GCI	0.7	0.20	143
Pinellas	City of Dunedin Mainland	PAA&LI	OPAA	1.3	0.90	464

Florida Department of Environmental Protection  
2022 Reuse Inventory | November 2023

County	Reuse System Name	Reuse Type	Reuse Subtype	Capacity (mgd)	Flow (mgd)	Area (acres)
Pinellas	City of Dunedin Mainland	PAA&LI	RI	1.9	1.70	685
Pinellas	City of Dunedin Mainland	TF	NA	0	0	0
Pinellas	City of Dunedin Mainland	WL	NA	0	0	0
Pinellas	City of Largo	AI	EC	0	0	0
Pinellas	City of Largo	AI	OC	0.5	0.01	6
Pinellas	City of Largo	FP	NA	0	0	0
Pinellas	City of Largo	GWR&IPR	AF	0	0	0
Pinellas	City of Largo	GWR&IPR	INJ	0	0	0
Pinellas	City of Largo	GWR&IPR	RIB	0	0	0
Pinellas	City of Largo	GWR&IPR	SWA	0	0	0
Pinellas	City of Largo	IND	AOF	3	2.50	0
Pinellas	City of Largo	IND	ATP	1	0	0
Pinellas	City of Largo	PAA&LI	GCI	3.5	0.75	614
Pinellas	City of Largo	PAA&LI	OPAA	2.5	1.00	2,270.23
Pinellas	City of Largo	PAA&LI	RI	7.5	1.86	438
Pinellas	City of Largo	TF	NA	0	0	0
Pinellas	City of Largo	WL	NA	0	0	0
Pinellas	Mid-County WWTP	AI	EC	0	0	0
Pinellas	Mid-County WWTP	AI	OC	0	0	0
Pinellas	Mid-County WWTP	FP	NA	0	0	0
Pinellas	Mid-County WWTP	GWR&IPR	AF	0	0	0
Pinellas	Mid-County WWTP	GWR&IPR	INJ	0	0	0
Pinellas	Mid-County WWTP	GWR&IPR	RIB	0	0	0
Pinellas	Mid-County WWTP	GWR&IPR	SWA	0	0	0
Pinellas	Mid-County WWTP	IND	AOF	0	0	0
Pinellas	Mid-County WWTP	IND	ATP	0	0	0
Pinellas	Mid-County WWTP	PAA&LI	GCI	0	0	0
Pinellas	Mid-County WWTP	PAA&LI	OPAA	0	0	0
Pinellas	Mid-County WWTP	PAA&LI	RI	0	0	0
Pinellas	Mid-County WWTP	TF	NA	0	0	0

Florida Department of Environmental Protection  
2022 Reuse Inventory | November 2023

County	Reuse System Name	Reuse Type	Reuse Subtype	Capacity (mgd)	Flow (mgd)	Area (acres)
Pinellas	Mid-County WWTP	WL	NA	0	0	0
Pinellas	City of Oldsmar	PAA&LI	OPAA	0.8	0.11	0
Pinellas	City of Oldsmar	PAA&LI	RI	2.25	0.69	1,647.59
Pinellas	South Cross Bayou WRF	IND	ATP	2	0.24	35
Pinellas	South Cross Bayou WRF	PAA&LI	GCI	1	0.63	1
Pinellas	South Cross Bayou WRF	PAA&LI	OPAA	2	1.65	1
Pinellas	South Cross Bayou WRF	PAA&LI	RI	28	10.50	57
Pinellas	St. Petersburg Master Urban Reuse System	AI	EC	0	0	0
Pinellas	St. Petersburg Master Urban Reuse System	AI	OC	0	0	0
Pinellas	St. Petersburg Master Urban Reuse System	FP	NA	0	0	0
Pinellas	St. Petersburg Master Urban Reuse System	GWR&IPR	AF	0	0	0
Pinellas	St. Petersburg Master Urban Reuse System	GWR&IPR	INJ	0	0	0
Pinellas	St. Petersburg Master Urban Reuse System	GWR&IPR	RIB	0	0	0
Pinellas	St. Petersburg Master Urban Reuse System	GWR&IPR	SWA	0	0	0
Pinellas	St. Petersburg Master Urban Reuse System	IND	AOF	11.5	3.00	0
Pinellas	St. Petersburg Master Urban Reuse System	IND	ATP	1	0.86	24
Pinellas	St. Petersburg Master Urban Reuse System	OTH	OTH	0.5	1.54	0
Pinellas	St. Petersburg Master Urban Reuse System	PAA&LI	GCI	8.7	2.08	935
Pinellas	St. Petersburg Master Urban Reuse System	PAA&LI	OPAA	31.2	3.00	1,414
Pinellas	St. Petersburg Master Urban Reuse System	PAA&LI	RI	24	9.52	3,778
Pinellas	St. Petersburg Master Urban Reuse System	TF	NA	0	0	0
Pinellas	St. Petersburg Master Urban Reuse System	WL	NA	0	0	0
Pinellas	City of Tarpon Springs	AI	EC	0.0001	0	0
Pinellas	City of Tarpon Springs	AI	OC	0.0001	0	0
Pinellas	City of Tarpon Springs	FP	NA	0.0001	0	0
Pinellas	City of Tarpon Springs	GWR&IPR	AF	0.0001	0	0
Pinellas	City of Tarpon Springs	GWR&IPR	INJ	0.0001	0	0
Pinellas	City of Tarpon Springs	GWR&IPR	RIB	0.0001	0	0
Pinellas	City of Tarpon Springs	GWR&IPR	SWA	0.0001	0	0
Pinellas	City of Tarpon Springs	IND	AOF	0.0001	0.01	0

Florida Department of Environmental Protection  
2022 Reuse Inventory | November 2023

County	Reuse System Name	Reuse Type	Reuse Subtype	Capacity (mgd)	Flow (mgd)	Area (acres)
Pinellas	City of Tarpon Springs	IND	ATP	0.0001	0.01	0
Pinellas	City of Tarpon Springs	OTH	OTH	0.0001	0	0
Pinellas	City of Tarpon Springs	PAA&LI	GCI	0.194	0.17	112.9
Pinellas	City of Tarpon Springs	PAA&LI	OPAA	0.154	0.30	0
Pinellas	City of Tarpon Springs	PAA&LI	RI	3.1508	0.95	0
Pinellas	City of Tarpon Springs	TF	NA	0.0001	0	0
Pinellas	City of Tarpon Springs	WL	NA	0.0001	0	0
Pinellas	William E. Dunn WRF	AI	EC	0	0	0
Pinellas	William E. Dunn WRF	AI	OC	0	0	0
Pinellas	William E. Dunn WRF	FP	NA	0	0	0
Pinellas	William E. Dunn WRF	GWR&IPR	AF	0	0	0
Pinellas	William E. Dunn WRF	GWR&IPR	INJ	0	0	0
Pinellas	William E. Dunn WRF	GWR&IPR	RIB	0	0	0
Pinellas	William E. Dunn WRF	GWR&IPR	SWA	0	0	0
Pinellas	William E. Dunn WRF	IND	AOF	0	0	0
Pinellas	William E. Dunn WRF	IND	ATP	9	0.48	0
Pinellas	William E. Dunn WRF	PAA&LI	GCI	9.9	0.88	1,194
Pinellas	William E. Dunn WRF	PAA&LI	OPAA	3.3	0.28	8.79
Pinellas	William E. Dunn WRF	PAA&LI	RI	7.4	5.49	1,351
Pinellas	William E. Dunn WRF	TF	NA	0	0	0
Pinellas	William E. Dunn WRF	WL	NA	0	0	0
Polk	Auburndale Allred WWTP	AI	OC	1.29	0.43	210
Polk	Auburndale Allred WWTP	GWR&IPR	RIB	0.039	0	5
Polk	Auburndale Allred WWTP	IND	AOF	1.4	0.59	0
Polk	Auburndale Allred WWTP	PAA&LI	OPAA	0.26	0.30	30
Polk	City of Bartow WRF	AI	EC	0	0	0
Polk	City of Bartow WRF	AI	OC	0	0	0
Polk	City of Bartow WRF	FP	NA	0	0	0
Polk	City of Bartow WRF	GWR&IPR	AF	0	0	0
Polk	City of Bartow WRF	GWR&IPR	INJ	0	0	0

Florida Department of Environmental Protection  
 2022 Reuse Inventory | November 2023

County	Reuse System Name	Reuse Type	Reuse Subtype	Capacity (mgd)	Flow (mgd)	Area (acres)
Polk	City of Bartow WRF	GWR&IPR	RIB	0	0	0
Polk	City of Bartow WRF	GWR&IPR	SWA	0	0	0
Polk	City of Bartow WRF	IND	AOF	4	2.52	1,100
Polk	City of Bartow WRF	IND	ATP	0	0	0
Polk	City of Bartow WRF	OTH	OTH	0	0	0
Polk	City of Bartow WRF	PAA&LI	GCI	0	0	0
Polk	City of Bartow WRF	PAA&LI	OPAA	0	0	0
Polk	City of Bartow WRF	PAA&LI	RI	0	0	0
Polk	City of Bartow WRF	TF	NA	0	0	0
Polk	City of Bartow WRF	WL	NA	0	0	0
Polk	Cardinal Hill WWTF	AI	EC	0	0	0
Polk	Cardinal Hill WWTF	AI	OC	200	0.14	28
Polk	Cardinal Hill WWTF	FP	NA	0	0	0
Polk	Cardinal Hill WWTF	GWR&IPR	AF	0	0	0
Polk	Cardinal Hill WWTF	GWR&IPR	INJ	0	0	0
Polk	Cardinal Hill WWTF	GWR&IPR	RIB	0	0	0
Polk	Cardinal Hill WWTF	GWR&IPR	SWA	0	0	0
Polk	Cardinal Hill WWTF	IND	AOF	0	0	0
Polk	Cardinal Hill WWTF	IND	ATP	0	0	0
Polk	Cardinal Hill WWTF	PAA&LI	GCI	0	0	0
Polk	Cardinal Hill WWTF	PAA&LI	OPAA	0	0	0
Polk	Cardinal Hill WWTF	PAA&LI	RI	0	0	0
Polk	Cardinal Hill WWTF	TF	NA	0	0	0
Polk	Cardinal Hill WWTF	WL	NA	0	0	0
Polk	Carefree RV Country Club	PAA&LI	GCI	0.075	0.02	48.3
Polk	City of Auburndale Regional WWTF	AI	OC	0.78	0.48	125
Polk	City of Auburndale Regional WWTF	GWR&IPR	RIB	0.28	0.36	20
Polk	City of Auburndale Regional WWTF	PAA&LI	OPAA	0.6	0.30	160
Polk	City of Auburndale Regional WWTF	WL	NA	0.52	0.71	26
Polk	City of Davenport WWTF	AI	EC	0	0	0



Florida Department of Environmental Protection  
 2022 Reuse Inventory | November 2023

County	Reuse System Name	Reuse Type	Reuse Subtype	Capacity (mgd)	Flow (mgd)	Area (acres)
Polk	City of Davenport WWTF	AI	OC	0	0	0
Polk	City of Davenport WWTF	FP	NA	0	0	0
Polk	City of Davenport WWTF	GWR&IPR	AF	0	0	0
Polk	City of Davenport WWTF	GWR&IPR	INJ	0	0	0
Polk	City of Davenport WWTF	GWR&IPR	RIB	0.525	0.31	2.46
Polk	City of Davenport WWTF	GWR&IPR	SWA	0	0	0
Polk	City of Davenport WWTF	IND	AOF	0	0	0
Polk	City of Davenport WWTF	IND	ATP	0	0	0
Polk	City of Davenport WWTF	OTH	OTH	0	0	0
Polk	City of Davenport WWTF	PAA&LI	GCI	0	0	0
Polk	City of Davenport WWTF	PAA&LI	OPAA	0	0	0
Polk	City of Davenport WWTF	PAA&LI	RI	0	0	0
Polk	City of Davenport WWTF	TF	NA	0	0	0
Polk	City of Davenport WWTF	WL	NA	0	0	0
Polk	Cypress Lakes WWTP	PAA&LI	GCI	0.19	0.11	137
Polk	Dundee Regional WWTF	AI	EC	0	0	0
Polk	Dundee Regional WWTF	AI	OC	0	0	0
Polk	Dundee Regional WWTF	FP	NA	0	0	0
Polk	Dundee Regional WWTF	GWR&IPR	AF	0	0	0
Polk	Dundee Regional WWTF	GWR&IPR	INJ	0	0	0
Polk	Dundee Regional WWTF	GWR&IPR	RIB	0.7	0.13	0
Polk	Dundee Regional WWTF	GWR&IPR	SWA	0	0	0
Polk	Dundee Regional WWTF	IND	AOF	0	0	0
Polk	Dundee Regional WWTF	IND	ATP	0	0	0
Polk	Dundee Regional WWTF	OTH	OTH	0	0	0
Polk	Dundee Regional WWTF	PAA&LI	GCI	0	0	0
Polk	Dundee Regional WWTF	PAA&LI	OPAA	0	0	0
Polk	Dundee Regional WWTF	PAA&LI	RI	0	0	0
Polk	Dundee Regional WWTF	TF	NA	0	0	0
Polk	Dundee Regional WWTF	WL	NA	0	0	0

Florida Department of Environmental Protection  
2022 Reuse Inventory | November 2023

County	Reuse System Name	Reuse Type	Reuse Subtype	Capacity (mgd)	Flow (mgd)	Area (acres)
Polk	Grenelefe Resort Center	GWR&IPR	RIB	0.34	0.15	2.3
Polk	Haines City WWTP	AI	OC	0.3	0.15	20
Polk	Haines City WWTP	GWR&IPR	RIB	2.97	0.02	0
Polk	Haines City WWTP	IND	ATP	0.1	0.11	0
Polk	Haines City WWTP	OTH	OTH	0.1	0.54	14
Polk	Haines City WWTP	OTH	OTH	0.1	1.12	14
Polk	Haines City WWTP	PAA&LI	GCI	0.75	0.02	140
Polk	Haines City WWTP	PAA&LI	OPAA	2.703	0.25	45
Polk	Haines City WWTP	PAA&LI	RI	0.1	0.03	0
Polk	City of Lake Alfred	AI	EC	0	0	0
Polk	City of Lake Alfred	AI	OC	0.9	0.44	151
Polk	City of Lake Alfred	FP	NA	0	0	0
Polk	City of Lake Alfred	GWR&IPR	AF	0	0	0
Polk	City of Lake Alfred	GWR&IPR	INJ	0	0	0
Polk	City of Lake Alfred	GWR&IPR	RIB	0.35	0.06	0
Polk	City of Lake Alfred	GWR&IPR	SWA	0	0	0
Polk	City of Lake Alfred	IND	AOF	0	0	0
Polk	City of Lake Alfred	IND	ATP	0	0	0
Polk	City of Lake Alfred	OTH	OTH	0	0	0
Polk	City of Lake Alfred	PAA&LI	GCI	0	0	0
Polk	City of Lake Alfred	PAA&LI	OPAA	0	0	0
Polk	City of Lake Alfred	PAA&LI	RI	0	0	0
Polk	City of Lake Alfred	TF	NA	0	0	0
Polk	City of Lake Alfred	WL	NA	0	0	0
Polk	City of Lake Wales WWTP	AI	EC	0.27	0	106.5
Polk	City of Lake Wales WWTP	AI	OC	0	0.07	2
Polk	City of Lake Wales WWTP	GWR&IPR	RIB	2.19	0.68	21.37
Polk	City of Lake Wales WWTP	PAA&LI	GCI	0.55	0.16	282
Polk	City of Lake Wales WWTP	PAA&LI	OPAA	0.43	0.07	117.4
Polk	City of Lake Wales WWTP	PAA&LI	RI	0.36	0.13	121

Florida Department of Environmental Protection  
 2022 Reuse Inventory | November 2023

County	Reuse System Name	Reuse Type	Reuse Subtype	Capacity (mgd)	Flow (mgd)	Area (acres)
Polk	City of Lakeland Glendale WRF	IND	AOF	0	8.00	0
Polk	City of Lakeland Glendale WRF	PAA&LI	GCI	0	0	0
Polk	Northeast Regional WWTF	GWR&IPR	RIB	4.4	0.33	174.5
Polk	Northeast Regional WWTF	PAA&LI	GCI	0.35	0.20	127.82
Polk	Northeast Regional WWTF	PAA&LI	OPAA	0.64	2.17	181
Polk	Northeast Regional WWTF	PAA&LI	RI	1.42	0.86	948.18
Polk	Northwest Regional WWTF	AI	OC	0.347	0.12	44.9
Polk	Northwest Regional WWTF	GWR&IPR	RIB	0.043	0	1.89
Polk	Northwest Regional WWTF	PAA&LI	GCI	0.3	0.07	125
Polk	Northwest Regional WWTF	PAA&LI	OPAA	0.171	0.13	60
Polk	Northwest Regional WWTF	PAA&LI	RI	1.05	0.44	426.5
Polk	Outdoor Resorts at Orlando WWTF	GWR&IPR	RIB	0.125	0.11	0.58
Polk	Polk Correctional Institution	GWR&IPR	RIB	0.313	0.15	3
Polk	Southwest Regional WWTP	IND	AOF	3.125	0.40	0
Polk	Southwest Regional WWTP	PAA&LI	GCI	0.6	0.17	380
Polk	Southwest Regional WWTP	PAA&LI	OPAA	0.42	0.23	158
Polk	Southwest Regional WWTP	PAA&LI	RI	1.98	0.86	534
Polk	Sun Ray WWTP	GWR&IPR	RIB	1.098	0.41	10.64
Polk	Waverly WWTF	GWR&IPR	RIB	0.13	0.03	2.49
Polk	City of Winter Haven WWTP #2	AI	EC	0.5	0.14	63
Polk	City of Winter Haven WWTP #2	AI	OC	0	0	0
Polk	City of Winter Haven WWTP #2	FP	NA	0	0	0
Polk	City of Winter Haven WWTP #2	GWR&IPR	AF	0	0	0
Polk	City of Winter Haven WWTP #2	GWR&IPR	INJ	0	0	0
Polk	City of Winter Haven WWTP #2	GWR&IPR	RIB	0	0	0
Polk	City of Winter Haven WWTP #2	GWR&IPR	SWA	0	0	0
Polk	City of Winter Haven WWTP #2	IND	AOF	0	0	0
Polk	City of Winter Haven WWTP #2	IND	ATP	0.128	0.11	22
Polk	City of Winter Haven WWTP #2	PAA&LI	GCI	0.454	0.18	163
Polk	City of Winter Haven WWTP #2	PAA&LI	OPAA	3.35	0.36	113.5

Florida Department of Environmental Protection  
2022 Reuse Inventory | November 2023

County	Reuse System Name	Reuse Type	Reuse Subtype	Capacity (mgd)	Flow (mgd)	Area (acres)
Polk	City of Winter Haven WWTP #2	PAA&LI	RI	1.568	0.52	156
Polk	City of Winter Haven WWTP #2	TF	NA	0	0	0
Polk	City of Winter Haven WWTP #2	WL	NA	0	0	0
Polk	City of Winter Haven WWTP #3	AI	EC	0	0	0
Polk	City of Winter Haven WWTP #3	AI	OC	0	0	0
Polk	City of Winter Haven WWTP #3	FP	NA	0	0	0
Polk	City of Winter Haven WWTP #3	GWR&IPR	AF	0	0	0
Polk	City of Winter Haven WWTP #3	GWR&IPR	INJ	0	0	0
Polk	City of Winter Haven WWTP #3	GWR&IPR	RIB	0	0	0
Polk	City of Winter Haven WWTP #3	GWR&IPR	SWA	0	0	0
Polk	City of Winter Haven WWTP #3	IND	AOF	0	0	0
Polk	City of Winter Haven WWTP #3	IND	ATP	0	0.20	0
Polk	City of Winter Haven WWTP #3	OTH	OTH	0	0	0
Polk	City of Winter Haven WWTP #3	PAA&LI	GCI	0	0	0
Polk	City of Winter Haven WWTP #3	PAA&LI	OPAA	4.3	0.01	0
Polk	City of Winter Haven WWTP #3	PAA&LI	RI	0	0	0
Polk	City of Winter Haven WWTP #3	TF	NA	0	0	0
Polk	City of Winter Haven WWTP #3	WL	NA	0	0	0
Putnam	Crescent City WWTF	GWR&IPR	RIB	0.35	0.11	15.58
Putnam	Palatka WWTF	PAA&LI	GCI	3.5	1.64	110
Putnam	River Park MHP WWTF	PAA&LI	GCI	0.1	0.04	35
Santa Rosa	Holley Wastewater Reclamation Facility	GWR&IPR	RIB	0.147	0.05	4.38
Santa Rosa	Holley-Navarre Wastewater Treatment Facility	AI	EC	0	0	0
Santa Rosa	Holley-Navarre Wastewater Treatment Facility	AI	OC	0	0	0
Santa Rosa	Holley-Navarre Wastewater Treatment Facility	FP	NA	0	0	0
Santa Rosa	Holley-Navarre Wastewater Treatment Facility	GWR&IPR	AF	0	0	0
Santa Rosa	Holley-Navarre Wastewater Treatment Facility	GWR&IPR	INJ	0	0	0
Santa Rosa	Holley-Navarre Wastewater Treatment Facility	GWR&IPR	RIB	0.5	0.40	9.71
Santa Rosa	Holley-Navarre Wastewater Treatment Facility	GWR&IPR	SWA	0	0	0
Santa Rosa	Holley-Navarre Wastewater Treatment Facility	IND	AOF	0	0	0

Florida Department of Environmental Protection  
 2022 Reuse Inventory | November 2023

County	Reuse System Name	Reuse Type	Reuse Subtype	Capacity (mgd)	Flow (mgd)	Area (acres)
Santa Rosa	Holley-Navarre Wastewater Treatment Facility	IND	ATP	0	0	0
Santa Rosa	Holley-Navarre Wastewater Treatment Facility	OTH	OTH	0	0	0
Santa Rosa	Holley-Navarre Wastewater Treatment Facility	PAA&LI	GCI	1.19	1.29	144.3
Santa Rosa	Holley-Navarre Wastewater Treatment Facility	PAA&LI	OPAA	0.048	0.01	1.9
Santa Rosa	Holley-Navarre Wastewater Treatment Facility	PAA&LI	RI	0	0	0
Santa Rosa	Holley-Navarre Wastewater Treatment Facility	TF	NA	0	0	0
Santa Rosa	Holley-Navarre Wastewater Treatment Facility	WL	NA	0	0	0
Santa Rosa	Milton WWTF	AI	EC	0	0	0
Santa Rosa	Milton WWTF	AI	OC	0	0	0
Santa Rosa	Milton WWTF	FP	NA	0	0	0
Santa Rosa	Milton WWTF	GWR&IPR	AF	0	0	0
Santa Rosa	Milton WWTF	GWR&IPR	INJ	0	0	0
Santa Rosa	Milton WWTF	GWR&IPR	RIB	0	0	0
Santa Rosa	Milton WWTF	GWR&IPR	SWA	0	0	0
Santa Rosa	Milton WWTF	IND	AOF	0	0	0
Santa Rosa	Milton WWTF	IND	ATP	2.5	0.22	0
Santa Rosa	Milton WWTF	PAA&LI	GCI	0	0	0
Santa Rosa	Milton WWTF	PAA&LI	OPAA	0	0	0
Santa Rosa	Milton WWTF	PAA&LI	RI	0	0	0
Santa Rosa	Milton WWTF	TF	NA	0	0	0
Santa Rosa	Milton WWTF	WL	NA	0	0	0
Santa Rosa	Navarre Beach WWTP	OTH	OTH	0.032	0.01	4.5
Santa Rosa	Pace Water System WWTP	GWR&IPR	RIB	0.12	0.07	0.48
Santa Rosa	Pace Water System WWTP	PAA&LI	GCI	0.547	0.50	225
Santa Rosa	Pace Water System WWTP	PAA&LI	RI	5	0.75	0
Santa Rosa	Pace Water System WWTP	WL	NA	1	0.93	125
Santa Rosa	South Santa Rosa Utility System WWTF	AI	OC	0.731	0.60	99.5
Santa Rosa	South Santa Rosa Utility System WWTF	GWR&IPR	RIB	0.3	0.06	4
Santa Rosa	South Santa Rosa Utility System WWTF	IND	ATP	0.015	0	3.9
Santa Rosa	South Santa Rosa Utility System WWTF	PAA&LI	GCI	1.3	0.65	225

Florida Department of Environmental Protection  
 2022 Reuse Inventory | November 2023

County	Reuse System Name	Reuse Type	Reuse Subtype	Capacity (mgd)	Flow (mgd)	Area (acres)
Santa Rosa	South Santa Rosa Utility System WWTF	PAA&LI	OPAA	0.832	0.19	107.4
Santa Rosa	South Santa Rosa Utility System WWTF	PAA&LI	RI	0.878	0.48	130.8
Santa Rosa	Sundial Utilities WWTP	AI	EC	0	0	0
Santa Rosa	Sundial Utilities WWTP	AI	OC	0	0	0
Santa Rosa	Sundial Utilities WWTP	FP	NA	0	0	0
Santa Rosa	Sundial Utilities WWTP	GWR&IPR	AF	0	0	0
Santa Rosa	Sundial Utilities WWTP	GWR&IPR	INJ	0	0	0
Santa Rosa	Sundial Utilities WWTP	GWR&IPR	RIB	0.534	0.11	1.65
Santa Rosa	Sundial Utilities WWTP	GWR&IPR	SWA	0	0	0
Santa Rosa	Sundial Utilities WWTP	IND	AOF	0	0	0
Santa Rosa	Sundial Utilities WWTP	IND	ATP	0	0	0
Santa Rosa	Sundial Utilities WWTP	PAA&LI	GCI	0	0	0
Santa Rosa	Sundial Utilities WWTP	PAA&LI	OPAA	0	0	0
Santa Rosa	Sundial Utilities WWTP	PAA&LI	RI	0	0	0
Santa Rosa	Sundial Utilities WWTP	TF	NA	0	0	0
Santa Rosa	Sundial Utilities WWTP	WL	NA	0	0	0
Sarasota	Camelot Lakes WWTP	AI	EC	0	0	0
Sarasota	Camelot Lakes WWTP	AI	OC	0	0	0
Sarasota	Camelot Lakes WWTP	FP	NA	0	0	0
Sarasota	Camelot Lakes WWTP	GWR&IPR	AF	0	0	0
Sarasota	Camelot Lakes WWTP	GWR&IPR	INJ	0	0	0
Sarasota	Camelot Lakes WWTP	GWR&IPR	RIB	0	0	0
Sarasota	Camelot Lakes WWTP	GWR&IPR	SWA	0	0	0
Sarasota	Camelot Lakes WWTP	IND	AOF	0	0	0
Sarasota	Camelot Lakes WWTP	IND	ATP	0	0	0
Sarasota	Camelot Lakes WWTP	OTH	OTH	0	0	0
Sarasota	Camelot Lakes WWTP	PAA&LI	GCI	0	0	0
Sarasota	Camelot Lakes WWTP	PAA&LI	OPAA	0.078	0.06	0
Sarasota	Camelot Lakes WWTP	PAA&LI	RI	0	0	0
Sarasota	Camelot Lakes WWTP	TF	NA	0	0	0

Florida Department of Environmental Protection  
2022 Reuse Inventory | November 2023

County	Reuse System Name	Reuse Type	Reuse Subtype	Capacity (mgd)	Flow (mgd)	Area (acres)
Sarasota	Camelot Lakes WWTP	WL	NA	0	0	0
Sarasota	City of Sarasota AWWTF	AI	EC	1.51	0.08	1,138
Sarasota	City of Sarasota AWWTF	AI	OC	4.53	0.25	3,412
Sarasota	City of Sarasota AWWTF	IND	AOF	0.1	0.02	0
Sarasota	City of Sarasota AWWTF	IND	ATP	0	0.46	0
Sarasota	City of Sarasota AWWTF	OTH	OTH	2	0	2,000
Sarasota	City of Sarasota AWWTF	PAA&LI	GCI	1.02	0.01	460
Sarasota	City of Sarasota AWWTF	PAA&LI	OPAA	5.65	1.87	2,948
Sarasota	City of Sarasota AWWTF	PAA&LI	RI	4.44	0.65	958
Sarasota	City of North Port WWTP	PAA&LI	GCI	4.5	0.70	320
Sarasota	City of North Port WWTP	PAA&LI	OPAA	3	0.16	340
Sarasota	City of North Port WWTP	PAA&LI	RI	3	0.10	400
Sarasota	Sarasota County North Master Reuse System	PAA&LI	GCI	6.6	3.40	1,700
Sarasota	Sarasota County North Master Reuse System	PAA&LI	OPAA	1	0.60	790
Sarasota	Sarasota County North Master Reuse System	PAA&LI	RI	5	3.74	3,270
Sarasota	Sarasota County North Master Reuse System	TF	NA	0.001	0	0
Sarasota	Sarasota County South Master Reuse System	PAA&LI	GCI	7.6	1.52	708
Sarasota	Sarasota County South Master Reuse System	PAA&LI	OPAA	0.2	0.10	262
Sarasota	Sarasota County South Master Reuse System	PAA&LI	RI	1	0.70	344
Sarasota	Southwest WRF	IND	ATP	2	0	0
Sarasota	Venice Eastside WWTP	AI	EC	0	0	0
Sarasota	Venice Eastside WWTP	AI	OC	0	0	0
Sarasota	Venice Eastside WWTP	GWR&IPR	AF	0	0	0
Sarasota	Venice Eastside WWTP	GWR&IPR	RIB	0	0	0
Sarasota	Venice Eastside WWTP	GWR&IPR	SWA	0	0	0
Sarasota	Venice Eastside WWTP	OTH	OTH	0	0	0
Sarasota	Venice Eastside WWTP	PAA&LI	GCI	1.25	1.13	545
Sarasota	Venice Eastside WWTP	PAA&LI	OPAA	0.27	0.07	100
Sarasota	Venice Eastside WWTP	PAA&LI	RI	1.68	1.60	615
Seminole	Altamonte Springs Regional WRF	AI	EC	0	0	0

Florida Department of Environmental Protection  
2022 Reuse Inventory | November 2023

County	Reuse System Name	Reuse Type	Reuse Subtype	Capacity (mgd)	Flow (mgd)	Area (acres)
Seminole	Altamonte Springs Regional WRF	AI	OC	0	0	0
Seminole	Altamonte Springs Regional WRF	FP	NA	0	0	0
Seminole	Altamonte Springs Regional WRF	GWR&IPR	AF	0	0	0
Seminole	Altamonte Springs Regional WRF	GWR&IPR	INJ	0	0	0
Seminole	Altamonte Springs Regional WRF	GWR&IPR	RIB	0	0	0
Seminole	Altamonte Springs Regional WRF	GWR&IPR	SWA	0	0	0
Seminole	Altamonte Springs Regional WRF	IND	AOF	0	0	0
Seminole	Altamonte Springs Regional WRF	IND	ATP	0	0.31	0
Seminole	Altamonte Springs Regional WRF	OTH	OTH	0	1.85	0
Seminole	Altamonte Springs Regional WRF	PAA&LI	GCI	0	0	0
Seminole	Altamonte Springs Regional WRF	PAA&LI	OPAA	0	0	3,351
Seminole	Altamonte Springs Regional WRF	PAA&LI	RI	12.5	7.21	2,566
Seminole	Altamonte Springs Regional WRF	TF	NA	0	0	0
Seminole	Altamonte Springs Regional WRF	WL	NA	0	0	0
Seminole	Casselberry WRF	GWR&IPR	RIB	0.285	0.19	10.58
Seminole	Casselberry WRF	PAA&LI	GCI	0.385	0.13	60.9
Seminole	Casselberry WRF	PAA&LI	RI	1.608	0.73	823
Seminole	Chuluota WWTF	GWR&IPR	AF	0.083	0.02	17.4
Seminole	Chuluota WWTF	PAA&LI	RI	0.25	0.15	340
Seminole	Orlando/Iron Bridge Regional WRF	AI	EC	0	0	0
Seminole	Orlando/Iron Bridge Regional WRF	AI	OC	0	0	0
Seminole	Orlando/Iron Bridge Regional WRF	FP	NA	0	0	0
Seminole	Orlando/Iron Bridge Regional WRF	GWR&IPR	AF	0	0	0
Seminole	Orlando/Iron Bridge Regional WRF	GWR&IPR	INJ	0	0	0
Seminole	Orlando/Iron Bridge Regional WRF	GWR&IPR	RIB	0	0	0
Seminole	Orlando/Iron Bridge Regional WRF	GWR&IPR	SWA	0	0	0
Seminole	Orlando/Iron Bridge Regional WRF	IND	AOF	0	0	0
Seminole	Orlando/Iron Bridge Regional WRF	IND	ATP	0	2.72	300
Seminole	Orlando/Iron Bridge Regional WRF	OTH	OTH	20.3	4.55	300
Seminole	Orlando/Iron Bridge Regional WRF	PAA&LI	GCI	0	0	0



Florida Department of Environmental Protection  
2022 Reuse Inventory | November 2023

County	Reuse System Name	Reuse Type	Reuse Subtype	Capacity (mgd)	Flow (mgd)	Area (acres)
Seminole	Orlando/Iron Bridge Regional WRF	PAA&LI	OPAA	0	0	0
Seminole	Orlando/Iron Bridge Regional WRF	PAA&LI	RI	0	0	0
Seminole	Orlando/Iron Bridge Regional WRF	TF	NA	0	0	0
Seminole	Orlando/Iron Bridge Regional WRF	WL	NA	35	16.49	1,650
Seminole	Oviedo WRF	AI	EC	0	0	0
Seminole	Oviedo WRF	AI	OC	0	0	0
Seminole	Oviedo WRF	FP	NA	0	0	0
Seminole	Oviedo WRF	GWR&IPR	AF	0	0	0
Seminole	Oviedo WRF	GWR&IPR	INJ	0	0	0
Seminole	Oviedo WRF	GWR&IPR	RIB	0.995	0.14	19
Seminole	Oviedo WRF	GWR&IPR	SWA	0	0	0
Seminole	Oviedo WRF	IND	AOF	0	0	0
Seminole	Oviedo WRF	IND	ATP	0	0	0
Seminole	Oviedo WRF	OTH	OTH	0	0	0
Seminole	Oviedo WRF	PAA&LI	GCI	5	0.10	114
Seminole	Oviedo WRF	PAA&LI	OPAA	0	0	0
Seminole	Oviedo WRF	PAA&LI	RI	2.096	2.07	4,800
Seminole	Oviedo WRF	TF	NA	0	0	0
Seminole	Oviedo WRF	WL	NA	0	0	0
Seminole	Palm Valley MHP WWTF	PAA&LI	OPAA	0.06	0.06	6.86
Seminole	Palm Valley MHP WWTF	PAA&LI	RI	0.09	0.03	40.22
Seminole	SCES – Northwest Regional	AI	EC	0	0	0
Seminole	SCES – Northwest Regional	AI	OC	0.35	0	72.6
Seminole	SCES – Northwest Regional	FP	NA	0	0	0
Seminole	SCES – Northwest Regional	GWR&IPR	AF	0	0	0
Seminole	SCES – Northwest Regional	GWR&IPR	INJ	0	0	0
Seminole	SCES – Northwest Regional	GWR&IPR	RIB	0.36	0.05	18.36
Seminole	SCES – Northwest Regional	GWR&IPR	SWA	0	0	0
Seminole	SCES – Northwest Regional	IND	AOF	0	0	0
Seminole	SCES – Northwest Regional	IND	ATP	0	0	0

Florida Department of Environmental Protection  
2022 Reuse Inventory | November 2023

County	Reuse System Name	Reuse Type	Reuse Subtype	Capacity (mgd)	Flow (mgd)	Area (acres)
Seminole	SCES – Northwest Regional	OTH	OTH	0	0	0
Seminole	SCES – Northwest Regional	PAA&LI	GCI	0.12	0	250.37
Seminole	SCES – Northwest Regional	PAA&LI	OPAA	2.451	1.29	313.36
Seminole	SCES – Northwest Regional	PAA&LI	RI	3.928	1.22	801.33
Seminole	SCES – Northwest Regional	TF	NA	0.001	0.01	0
Seminole	SCES – Northwest Regional	WL	NA	0	0	0
Seminole	SCES – Greenwood Lakes WRF	AI	EC	0	0	0
Seminole	SCES – Greenwood Lakes WRF	AI	OC	0	0	0
Seminole	SCES – Greenwood Lakes WRF	FP	NA	0	0	0
Seminole	SCES – Greenwood Lakes WRF	GWR&IPR	AF	0	0	0
Seminole	SCES – Greenwood Lakes WRF	GWR&IPR	INJ	0	0	0
Seminole	SCES – Greenwood Lakes WRF	GWR&IPR	RIB	1.8	0.52	3.85
Seminole	SCES – Greenwood Lakes WRF	GWR&IPR	SWA	0	0	0
Seminole	SCES – Greenwood Lakes WRF	IND	AOF	0	0	0
Seminole	SCES – Greenwood Lakes WRF	IND	ATP	0	0	0
Seminole	SCES – Greenwood Lakes WRF	OTH	OTH	0	0	0
Seminole	SCES – Greenwood Lakes WRF	PAA&LI	GCI	0	0	0
Seminole	SCES – Greenwood Lakes WRF	PAA&LI	OPAA	3	1.56	316.5
Seminole	SCES – Greenwood Lakes WRF	PAA&LI	RI	0	0	0
Seminole	SCES – Greenwood Lakes WRF	TF	NA	0	0	0
Seminole	SCES – Greenwood Lakes WRF	WL	NA	0	0	0
Seminole	Sanford/North WWTF	AI	EC	1.17	0	278
Seminole	Sanford/North WWTF	AI	OC	2.896	1.16	1,814
Seminole	Sanford/North WWTF	IND	ATP	0.55	0.55	0
Seminole	Sanford/North WWTF	OTH	OTH	0.1	0.10	0
Seminole	Sanford/North WWTF	PAA&LI	GCI	1.4	0.19	250
Seminole	Sanford/North WWTF	PAA&LI	OPAA	7.29	3.82	1,399
Seminole	Sanford/North WWTF	PAA&LI	RI	1.95	1.24	1,668
Seminole	Wekiva Hunt Club WRF	GWR&IPR	RIB	0.4	0.06	7.7
Seminole	Wekiva Hunt Club WRF	PAA&LI	GCI	0.55	0.04	190

Florida Department of Environmental Protection  
2022 Reuse Inventory | November 2023

County	Reuse System Name	Reuse Type	Reuse Subtype	Capacity (mgd)	Flow (mgd)	Area (acres)
Seminole	Wekiva Hunt Club WRF	PAA&LI	OPAA	1.8	2.04	0
Seminole	Wekiva Hunt Club WRF	PAA&LI	RI	0.253	0	0
Seminole	Winter Springs – East WWTF	GWR&IPR	RIB	0.61	0.23	6.8
Seminole	Winter Springs – East WWTF	OTH	OTH	0.201	0.12	40
Seminole	Winter Springs – East WWTF	PAA&LI	GCI	1.083	0.02	155
Seminole	Winter Springs – East WWTF	PAA&LI	OPAA	0.118	0.01	9
Seminole	Winter Springs – East WWTF	PAA&LI	RI	0	0.77	0
Seminole	Winter Springs – West	GWR&IPR	RIB	0.74	0.43	0
Seminole	Winter Springs – West	OTH	OTH	0.28	0.04	40
Seminole	Winter Springs – West	PAA&LI	GCI	0	0	0
Seminole	Winter Springs – West	PAA&LI	OPAA	0.2	0.18	0
Seminole	Winter Springs – West	PAA&LI	RI	0	0.47	0
St. Johns	Anastasia Island WWTF	AI	EC	0	0	0
St. Johns	Anastasia Island WWTF	AI	OC	0	0	0
St. Johns	Anastasia Island WWTF	FP	NA	0	0	0
St. Johns	Anastasia Island WWTF	GWR&IPR	AF	0	0	0
St. Johns	Anastasia Island WWTF	GWR&IPR	INJ	0	0	0
St. Johns	Anastasia Island WWTF	GWR&IPR	RIB	0	0	0
St. Johns	Anastasia Island WWTF	GWR&IPR	SWA	0	0	0
St. Johns	Anastasia Island WWTF	IND	AOF	0	0	0
St. Johns	Anastasia Island WWTF	IND	ATP	0	0	0
St. Johns	Anastasia Island WWTF	OTH	OTH	0	0	0
St. Johns	Anastasia Island WWTF	PAA&LI	GCI	0.8	0.27	104
St. Johns	Anastasia Island WWTF	PAA&LI	OPAA	0	0	0
St. Johns	Anastasia Island WWTF	PAA&LI	RI	0.064	0.05	2
St. Johns	Anastasia Island WWTF	TF	NA	0	0	0
St. Johns	Anastasia Island WWTF	WL	NA	0	0	0
St. Johns	Blacks Ford WRF	IND	ATP	6	0.13	10
St. Johns	Blacks Ford WRF	PAA&LI	GCI	18.27	1.01	1,000
St. Johns	Blacks Ford WRF	PAA&LI	OPAA	18.27	2.17	1,000

Florida Department of Environmental Protection  
 2022 Reuse Inventory | November 2023

County	Reuse System Name	Reuse Type	Reuse Subtype	Capacity (mgd)	Flow (mgd)	Area (acres)
St. Johns	Blacks Ford WRF	PAA&LI	RI	18.27	8.52	1,000
St. Johns	Julington Creek WRF	IND	ATP	1	0.06	10
St. Johns	Julington Creek WRF	PAA&LI	GCI	18.24	1.01	1,000
St. Johns	Julington Creek WRF	PAA&LI	OPAA	18.24	2.17	1,000
St. Johns	Julington Creek WRF	PAA&LI	RI	18.24	8.52	1,000
St. Johns	Marsh Landing WWTF	AI	EC	0	0	0
St. Johns	Marsh Landing WWTF	AI	OC	0	0	0
St. Johns	Marsh Landing WWTF	FP	NA	0	0	0
St. Johns	Marsh Landing WWTF	GWR&IPR	AF	0	0	0
St. Johns	Marsh Landing WWTF	GWR&IPR	INJ	0	0	0
St. Johns	Marsh Landing WWTF	GWR&IPR	RIB	0	0	0
St. Johns	Marsh Landing WWTF	GWR&IPR	SWA	0	0	0
St. Johns	Marsh Landing WWTF	IND	AOF	0	0	0
St. Johns	Marsh Landing WWTF	IND	ATP	0	0	0
St. Johns	Marsh Landing WWTF	OTH	OTH	0	0	0
St. Johns	Marsh Landing WWTF	PAA&LI	GCI	1.1	0.21	298
St. Johns	Marsh Landing WWTF	PAA&LI	OPAA	0	0	0
St. Johns	Marsh Landing WWTF	PAA&LI	RI	0	0	0
St. Johns	Marsh Landing WWTF	TF	NA	0	0	0
St. Johns	Marsh Landing WWTF	WL	NA	0	0	0
St. Johns	Northwest Wastewater Treatment Plant	AI	EC	0	0	0
St. Johns	Northwest Wastewater Treatment Plant	AI	OC	0	0	0
St. Johns	Northwest Wastewater Treatment Plant	FP	NA	0	0	0
St. Johns	Northwest Wastewater Treatment Plant	GWR&IPR	AF	0	0	0
St. Johns	Northwest Wastewater Treatment Plant	GWR&IPR	INJ	0	0	0
St. Johns	Northwest Wastewater Treatment Plant	GWR&IPR	RIB	0	0	0
St. Johns	Northwest Wastewater Treatment Plant	GWR&IPR	SWA	0	0	0
St. Johns	Northwest Wastewater Treatment Plant	IND	AOF	0	0	0
St. Johns	Northwest Wastewater Treatment Plant	IND	ATP	0	0	0
St. Johns	Northwest Wastewater Treatment Plant	OTH	OTH	0	0	0

Florida Department of Environmental Protection  
2022 Reuse Inventory | November 2023

County	Reuse System Name	Reuse Type	Reuse Subtype	Capacity (mgd)	Flow (mgd)	Area (acres)
St. Johns	Northwest Wastewater Treatment Plant	PAA&LI	GCI	1	0.78	258
St. Johns	Northwest Wastewater Treatment Plant	PAA&LI	OPAA	0	0	0
St. Johns	Northwest Wastewater Treatment Plant	PAA&LI	RI	4.28	1.30	2,980
St. Johns	Northwest Wastewater Treatment Plant	TF	NA	0	0	0
St. Johns	Northwest Wastewater Treatment Plant	WL	NA	0.5	0.01	119
St. Johns	Players Club South WWTF	AI	EC	0	0	0
St. Johns	Players Club South WWTF	AI	OC	0	0	0
St. Johns	Players Club South WWTF	FP	NA	0	0	0
St. Johns	Players Club South WWTF	GWR&IPR	AF	0	0	0
St. Johns	Players Club South WWTF	GWR&IPR	INJ	0	0	0
St. Johns	Players Club South WWTF	GWR&IPR	RIB	0	0	0
St. Johns	Players Club South WWTF	GWR&IPR	SWA	0	0	0
St. Johns	Players Club South WWTF	IND	AOF	0	0	0
St. Johns	Players Club South WWTF	IND	ATP	0	0	0
St. Johns	Players Club South WWTF	OTH	OTH	0	0	0
St. Johns	Players Club South WWTF	PAA&LI	GCI	2.9	0.33	230
St. Johns	Players Club South WWTF	PAA&LI	OPAA	0	0	0
St. Johns	Players Club South WWTF	PAA&LI	RI	0	0	0
St. Johns	Players Club South WWTF	TF	NA	0	0	0
St. Johns	Players Club South WWTF	WL	NA	0	0	0
St. Johns	Ponce De Leon WWTF	GWR&IPR	RIB	0.24	0.08	10
St. Johns	Ponte Vedra WRF	PAA&LI	GCI	0.8	0.22	100
St. Johns	Sawgrass WWTF	AI	EC	0	0	0
St. Johns	Sawgrass WWTF	AI	OC	0	0	0
St. Johns	Sawgrass WWTF	FP	NA	0	0	0
St. Johns	Sawgrass WWTF	GWR&IPR	AF	0	0	0
St. Johns	Sawgrass WWTF	GWR&IPR	INJ	0	0	0
St. Johns	Sawgrass WWTF	GWR&IPR	RIB	0	0	0
St. Johns	Sawgrass WWTF	GWR&IPR	SWA	0	0	0
St. Johns	Sawgrass WWTF	IND	AOF	0	0	0

Florida Department of Environmental Protection  
2022 Reuse Inventory | November 2023

County	Reuse System Name	Reuse Type	Reuse Subtype	Capacity (mgd)	Flow (mgd)	Area (acres)
St. Johns	Sawgrass WWTF	IND	ATP	0	0	0
St. Johns	Sawgrass WWTF	OTH	OTH	0	0	0
St. Johns	Sawgrass WWTF	PAA&LI	GCI	1.5	0.33	203
St. Johns	Sawgrass WWTF	PAA&LI	OPAA	0	0	0
St. Johns	Sawgrass WWTF	PAA&LI	RI	0	0	0
St. Johns	Sawgrass WWTF	TF	NA	0	0	0
St. Johns	Sawgrass WWTF	WL	NA	0	0	0
St. Johns	St. Augustine WWTF No. 1	IND	ATP	0.3	0.16	0
St. Johns	State Road 207 WWTF	AI	EC	0	0	0
St. Johns	State Road 207 WWTF	AI	OC	0	0	0
St. Johns	State Road 207 WWTF	FP	NA	0	0	0
St. Johns	State Road 207 WWTF	GWR&IPR	AF	0	0	0
St. Johns	State Road 207 WWTF	GWR&IPR	INJ	0	0	0
St. Johns	State Road 207 WWTF	GWR&IPR	RIB	0	0	0
St. Johns	State Road 207 WWTF	GWR&IPR	SWA	0	0	0
St. Johns	State Road 207 WWTF	IND	AOF	0	0	0
St. Johns	State Road 207 WWTF	IND	ATP	0	0	0
St. Johns	State Road 207 WWTF	OTH	OTH	0	0	0
St. Johns	State Road 207 WWTF	PAA&LI	GCI	0.25	0.18	153
St. Johns	State Road 207 WWTF	PAA&LI	OPAA	0	0	0
St. Johns	State Road 207 WWTF	PAA&LI	RI	0	0	0
St. Johns	State Road 207 WWTF	TF	NA	0	0	0
St. Johns	State Road 207 WWTF	WL	NA	0	0	0
St. Lucie	Fort Pierce Utility Authority – WWTF	AI	EC	0	0	0
St. Lucie	Fort Pierce Utility Authority – WWTF	AI	OC	0	0	0
St. Lucie	Fort Pierce Utility Authority – WWTF	FP	NA	0	0	0
St. Lucie	Fort Pierce Utility Authority – WWTF	GWR&IPR	AF	0	0	0
St. Lucie	Fort Pierce Utility Authority – WWTF	GWR&IPR	INJ	0	0	0
St. Lucie	Fort Pierce Utility Authority – WWTF	GWR&IPR	RIB	0	0	0
St. Lucie	Fort Pierce Utility Authority – WWTF	GWR&IPR	SWA	0	0	0

Florida Department of Environmental Protection  
2022 Reuse Inventory | November 2023

County	Reuse System Name	Reuse Type	Reuse Subtype	Capacity (mgd)	Flow (mgd)	Area (acres)
St. Lucie	Fort Pierce Utility Authority – WWTF	IND	AOF	0	0	0
St. Lucie	Fort Pierce Utility Authority – WWTF	IND	ATP	0	0.07	7
St. Lucie	Fort Pierce Utility Authority – WWTF	OTH	OTH	0	0	0
St. Lucie	Fort Pierce Utility Authority – WWTF	PAA&LI	GCI	0	0	0
St. Lucie	Fort Pierce Utility Authority – WWTF	PAA&LI	OPAA	0	0	0
St. Lucie	Fort Pierce Utility Authority – WWTF	PAA&LI	RI	0	0	0
St. Lucie	Fort Pierce Utility Authority – WWTF	TF	NA	0	0	0
St. Lucie	Fort Pierce Utility Authority – WWTF	WL	NA	0	0	0
St. Lucie	Harbour Ridge Wastewater Treatment Facility	AI	EC	0	0	0
St. Lucie	Harbour Ridge Wastewater Treatment Facility	AI	OC	0	0	0
St. Lucie	Harbour Ridge Wastewater Treatment Facility	FP	NA	0	0	0
St. Lucie	Harbour Ridge Wastewater Treatment Facility	GWR&IPR	AF	0	0	0
St. Lucie	Harbour Ridge Wastewater Treatment Facility	GWR&IPR	INJ	0	0	0
St. Lucie	Harbour Ridge Wastewater Treatment Facility	GWR&IPR	RIB	0	0	0
St. Lucie	Harbour Ridge Wastewater Treatment Facility	GWR&IPR	SWA	0	0	0
St. Lucie	Harbour Ridge Wastewater Treatment Facility	IND	AOF	0	0	0
St. Lucie	Harbour Ridge Wastewater Treatment Facility	IND	ATP	0	0	0
St. Lucie	Harbour Ridge Wastewater Treatment Facility	OTH	OTH	0	0	0
St. Lucie	Harbour Ridge Wastewater Treatment Facility	PAA&LI	GCI	0.12	0.06	0
St. Lucie	Harbour Ridge Wastewater Treatment Facility	PAA&LI	OPAA	0	0	0
St. Lucie	Harbour Ridge Wastewater Treatment Facility	PAA&LI	RI	0	0	0
St. Lucie	Harbour Ridge Wastewater Treatment Facility	TF	NA	0	0	0
St. Lucie	Harbour Ridge Wastewater Treatment Facility	WL	NA	0	0	0
St. Lucie	Island Dunes Country Club WWTF	PAA&LI	GCI	0.12	0.05	63
St. Lucie	Meadowood Community Association Inc. WWTF	PAA&LI	GCI	0.105	0.05	120
St. Lucie	Port St. Lucie Utility Westport WWTF	PAA&LI	GCI	5.7	1.30	2,331
St. Lucie	Port St. Lucie Utility Westport WWTF	PAA&LI	OPAA	0	0	0
St. Lucie	Port St. Lucie Utility Westport WWTF	PAA&LI	RI	0	0	0
St. Lucie	SLCUD South Hutchinson Island Water Reclamation Facility	PAA&LI	RI	1.6	0.32	35
St. Lucie	Savanna Club WWTF	GWR&IPR	RIB	0.15	0.05	1.15

Florida Department of Environmental Protection  
 2022 Reuse Inventory | November 2023

County	Reuse System Name	Reuse Type	Reuse Subtype	Capacity (mgd)	Flow (mgd)	Area (acres)
St. Lucie	SLCU North Hutchinson Island WWTF	PAA&LI	OPAA	0.305	0.01	28.1
St. Lucie	SLCU North Hutchinson Island WWTF	PAA&LI	RI	0.695	0.17	48
St. Lucie	Spanish Lakes Country Club	GWR&IPR	AF	0.16	0.07	0.63
St. Lucie	Spanish Lakes Country Club	GWR&IPR	RIB	0.16	0.04	1
St. Lucie	St. Lucie County Utilities Holiday Pines WWTF	PAA&LI	GCI	0.85	0.07	110
St. Lucie	St. Lucie West Services District	PAA&LI	GCI	0.25	0.09	118
St. Lucie	St. Lucie West Services District	PAA&LI	RI	2.5	2.09	644
Sumter	City of Bushnell - David Hanson WWTF	AI	OC	0.5	0.30	28.4
Sumter	Central Sumter Utility Company WWTF	GWR&IPR	RIB	0.21	0.08	16.1
Sumter	Central Sumter Utility Company WWTF	OTH	OTH	0	1.24	0
Sumter	Little Sumter Utility Co. WWTF	GWR&IPR	RIB	0.21	0.01	5.16
Sumter	Little Sumter Utility Co. WWTF	OTH	OTH	0	0.10	0
Sumter	Little Sumter Utility Co. WWTF	PAA&LI	GCI	3	1.22	860.5
Sumter	Little Sumter Utility Co. WWTF	PAA&LI	OPAA	0.45	0.20	140.4
Sumter	North Sumter Utility Company Master Reuse System	GWR&IPR	RIB	0	0	0
Sumter	North Sumter Utility Company Master Reuse System	PAA&LI	GCI	6.36	4.27	2,282
Sumter	North Sumter Utility Company WWTF	GWR&IPR	RIB	0.21	0.11	16.1
Sumter	North Sumter Utility Company WWTF	OTH	OTH	6.4	1.96	2,282
Sumter	South Sumter Utility Company Master Reuse	PAA&LI	GCI	2.1	0.32	135
Sumter	South Sumter Utility Company Master Reuse	PAA&LI	OPAA	2.06	0.12	57
Sumter	South Sumter Utility Company Master Reuse	PAA&LI	RI	2.14	1.46	628
Sumter	Sumter Correctional Institution WWTF	AI	OC	0.35	0.11	37
Sumter	Sumter Correctional Institution WWTF	PAA&LI	OPAA	0.35	0.12	250
Suwannee	Advent Christian Village WWTF	GWR&IPR	RIB	0.17	0.04	2.07
Suwannee	Live Oak WWTF	AI	OC	1.37	0.52	142
Suwannee	Live Oak WWTF	GWR&IPR	RIB	0.45	0.23	3.06
Suwannee	Live Oak WWTF	OTH	OTH	0	0.01	0
Suwannee	Live Oak WWTF	PAA&LI	GCI	0.1	0.16	105
Suwannee	Live Oak WWTF	PAA&LI	OPAA	0.29	0	40
Taylor	Perry WWTF	AI	EC	0	0	0



Florida Department of Environmental Protection  
2022 Reuse Inventory | November 2023

County	Reuse System Name	Reuse Type	Reuse Subtype	Capacity (mgd)	Flow (mgd)	Area (acres)
Taylor	Perry WWTF	AI	OC	1.25	0.90	185
Taylor	Perry WWTF	GWR&IPR	AF	0	0	0
Taylor	Perry WWTF	GWR&IPR	INJ	0	0	0
Taylor	Perry WWTF	GWR&IPR	RIB	0	0	0
Taylor	Perry WWTF	GWR&IPR	SWA	0	0	0
Taylor	Perry WWTF	IND	AOF	0.8	0.21	0
Taylor	Perry WWTF	IND	ATP	0	0	0
Taylor	Perry WWTF	PAA&LI	GCI	0	0	0
Taylor	Perry WWTF	PAA&LI	OPAA	0	0	0
Taylor	Perry WWTF	PAA&LI	RI	0	0	0
Taylor	Perry WWTF	TF	NA	0	0	0
Taylor	Taylor Correctional Institution WWTF	AI	EC	0	0	0
Taylor	Taylor Correctional Institution WWTF	AI	OC	0	0	0
Taylor	Taylor Correctional Institution WWTF	FP	NA	0	0	0
Taylor	Taylor Correctional Institution WWTF	GWR&IPR	AF	0	0	0
Taylor	Taylor Correctional Institution WWTF	GWR&IPR	INJ	0	0	0
Taylor	Taylor Correctional Institution WWTF	GWR&IPR	RIB	0.4	0.10	11.4
Taylor	Taylor Correctional Institution WWTF	GWR&IPR	SWA	0	0	0
Taylor	Taylor Correctional Institution WWTF	IND	AOF	0	0	0
Taylor	Taylor Correctional Institution WWTF	IND	ATP	0	0	0
Taylor	Taylor Correctional Institution WWTF	OTH	OTH	0	0	0
Taylor	Taylor Correctional Institution WWTF	PAA&LI	GCI	0	0	0
Taylor	Taylor Correctional Institution WWTF	PAA&LI	OPAA	0	0	0
Taylor	Taylor Correctional Institution WWTF	PAA&LI	RI	0	0	0
Taylor	Taylor Correctional Institution WWTF	TF	NA	0	0	0
Taylor	Taylor Correctional Institution WWTF	WL	NA	0	0	0
Union	City of Lake Butler WWTF	AI	OC	0.7	0.55	240
Volusia	Deland/Wiley M. Nash Water Reclamation Facility	GWR&IPR	RIB	5.3	0.55	35
Volusia	Deland/Wiley M. Nash Water Reclamation Facility	IND	ATP	0.25	0.07	25
Volusia	Deland/Wiley M. Nash Water Reclamation Facility	OTH	OTH	5.8	0.02	6

Florida Department of Environmental Protection  
 2022 Reuse Inventory | November 2023

County	Reuse System Name	Reuse Type	Reuse Subtype	Capacity (mgd)	Flow (mgd)	Area (acres)
Volusia	Deland/Wiley M. Nash Water Reclamation Facility	PAA&LI	GCI	1.7	1.17	256
Volusia	Deland/Wiley M. Nash Water Reclamation Facility	PAA&LI	OPAA	2.27	1.01	590
Volusia	Deland/Wiley M. Nash Water Reclamation Facility	PAA&LI	RI	3.55	1.50	781
Volusia	Deltona Lakes	AI	EC	0	0	0
Volusia	Deltona Lakes	AI	OC	0	0	0
Volusia	Deltona Lakes	FP	NA	0	0	0
Volusia	Deltona Lakes	GWR&IPR	AF	0	0	0
Volusia	Deltona Lakes	GWR&IPR	INJ	0	0	0
Volusia	Deltona Lakes	GWR&IPR	RIB	1	0.21	0
Volusia	Deltona Lakes	GWR&IPR	SWA	0	0	0
Volusia	Deltona Lakes	IND	AOF	0	0	0
Volusia	Deltona Lakes	IND	ATP	0	0.30	0
Volusia	Deltona Lakes	PAA&LI	GCI	0.9	0.26	0
Volusia	Deltona Lakes	PAA&LI	OPAA	0	0	0
Volusia	Deltona Lakes	PAA&LI	RI	0.5	0.14	0
Volusia	Deltona Lakes	TF	NA	0	0	0
Volusia	City of Edgewater	AI	EC	0	0	0
Volusia	City of Edgewater	AI	OC	0	0	0
Volusia	City of Edgewater	FP	NA	0	0	0
Volusia	City of Edgewater	GWR&IPR	AF	0	0	0
Volusia	City of Edgewater	GWR&IPR	INJ	0	0	0
Volusia	City of Edgewater	GWR&IPR	RIB	0	0	0
Volusia	City of Edgewater	GWR&IPR	SWA	0	0	0
Volusia	City of Edgewater	IND	AOF	0	0	0
Volusia	City of Edgewater	IND	ATP	0	0	0
Volusia	City of Edgewater	OTH	OTH	0	0	0
Volusia	City of Edgewater	PAA&LI	GCI	0	0	0
Volusia	City of Edgewater	PAA&LI	OPAA	0	0	0
Volusia	City of Edgewater	PAA&LI	RI	3.75	1.14	0
Volusia	City of Edgewater	TF	NA	0	0	0

Florida Department of Environmental Protection  
2022 Reuse Inventory | November 2023

County	Reuse System Name	Reuse Type	Reuse Subtype	Capacity (mgd)	Flow (mgd)	Area (acres)
Volusia	City of Edgewater	WL	NA	0	0	0
Volusia	Holly Hill WRF	AI	EC	0	0	0
Volusia	Holly Hill WRF	AI	OC	0	0	0
Volusia	Holly Hill WRF	FP	NA	0	0	0
Volusia	Holly Hill WRF	GWR&IPR	AF	0	0	0
Volusia	Holly Hill WRF	GWR&IPR	INJ	0	0	0
Volusia	Holly Hill WRF	GWR&IPR	RIB	0	0	0
Volusia	Holly Hill WRF	GWR&IPR	SWA	0	0	0
Volusia	Holly Hill WRF	IND	AOF	0	0	0
Volusia	Holly Hill WRF	IND	ATP	0	0	0
Volusia	Holly Hill WRF	OTH	OTH	0	0	0
Volusia	Holly Hill WRF	PAA&LI	GCI	0.55	0.28	70
Volusia	Holly Hill WRF	PAA&LI	OPAA	0.05	0.02	76
Volusia	Holly Hill WRF	PAA&LI	RI	0	0	0
Volusia	Holly Hill WRF	TF	NA	0	0	0
Volusia	Holly Hill WRF	WL	NA	0	0	0
Volusia	New Smyrna Beach Water Reclamation Facility	OTH	OTH	1	0.11	13
Volusia	New Smyrna Beach Water Reclamation Facility	PAA&LI	GCI	1.98	0.33	591.5
Volusia	New Smyrna Beach Water Reclamation Facility	PAA&LI	RI	4.02	3.16	759
Volusia	Ormond Beach WWTF	PAA&LI	GCI	2.38	0.45	272
Volusia	Ormond Beach WWTF	PAA&LI	OPAA	1.38	0.15	574
Volusia	Ormond Beach WWTF	PAA&LI	RI	6.21	3.11	2,476
Volusia	Port Orange WWTF	AI	EC	0	0	0
Volusia	Port Orange WWTF	AI	OC	0	0	0
Volusia	Port Orange WWTF	FP	NA	0	0	0
Volusia	Port Orange WWTF	GWR&IPR	AF	0	0	0
Volusia	Port Orange WWTF	GWR&IPR	INJ	0	0	0
Volusia	Port Orange WWTF	GWR&IPR	RIB	0	0	0
Volusia	Port Orange WWTF	GWR&IPR	SWA	0	0	0
Volusia	Port Orange WWTF	IND	AOF	0	0	0

Florida Department of Environmental Protection  
 2022 Reuse Inventory | November 2023

County	Reuse System Name	Reuse Type	Reuse Subtype	Capacity (mgd)	Flow (mgd)	Area (acres)
Volusia	Port Orange WWTF	IND	ATP	0	0	0
Volusia	Port Orange WWTF	OTH	OTH	0	0	0
Volusia	Port Orange WWTF	PAA&LI	GCI	1.8	0.55	200
Volusia	Port Orange WWTF	PAA&LI	OPAA	2.25	0.69	250
Volusia	Port Orange WWTF	PAA&LI	RI	8.25	4.94	1,800
Volusia	Port Orange WWTF	TF	NA	0	0	0
Volusia	Port Orange WWTF	WL	NA	0	0	0
Volusia	Tymber Creek WWTF	GWR&IPR	RIB	0.131	0.04	2.18
Volusia	VC/Halifax Plantation WWTF-8	GWR&IPR	RIB	0.3	0.17	3.38
Volusia	VC/Southeast WWTF-7	AI	EC	0.52	0.25	67
Volusia	VC/Southeast WWTF-7	IND	ATP	0	0.01	0
Volusia	VC/Southwest Regional WWTF-1	GWR&IPR	RIB	0.92	0.22	17.79
Volusia	VC/Southwest Regional WWTF-1	IND	ATP	0	0.12	0
Volusia	VC/Southwest Regional WWTF-1	PAA&LI	GCI	0.24	0	88
Volusia	VC/Southwest Regional WWTF-1	PAA&LI	RI	1.181	1.45	288.6
Volusia	VC/Southwest WWTF-2	AI	EC	0	0	0
Volusia	VC/Southwest WWTF-2	AI	OC	0	0	0
Volusia	VC/Southwest WWTF-2	FP	NA	0	0	0
Volusia	VC/Southwest WWTF-2	GWR&IPR	AF	0	0	0
Volusia	VC/Southwest WWTF-2	GWR&IPR	INJ	0	0	0
Volusia	VC/Southwest WWTF-2	GWR&IPR	RIB	0.77	0.13	5
Volusia	VC/Southwest WWTF-2	GWR&IPR	SWA	0	0	0
Volusia	VC/Southwest WWTF-2	IND	AOF	0	0	0
Volusia	VC/Southwest WWTF-2	IND	ATP	0	0.02	0
Volusia	VC/Southwest WWTF-2	OTH	OTH	0	0	0
Volusia	VC/Southwest WWTF-2	PAA&LI	GCI	0.206	0	65
Volusia	VC/Southwest WWTF-2	PAA&LI	OPAA	0	0	0
Volusia	VC/Southwest WWTF-2	PAA&LI	RI	0.6	0.13	0
Volusia	VC/Southwest WWTF-2	TF	NA	0	0	0
Volusia	VC/Southwest WWTF-2	WL	NA	0	0	0

Florida Department of Environmental Protection  
2022 Reuse Inventory | November 2023

County	Reuse System Name	Reuse Type	Reuse Subtype	Capacity (mgd)	Flow (mgd)	Area (acres)
Wakulla	St. Marks WWTF	IND	AOF	0.1	0.05	0
Wakulla	Wakulla County – Otter Creek WWTP	AI	OC	0.6	0.66	40
Wakulla	Winco Utilities, Inc. WWTP	AI	OC	0.495	0.28	64
Wakulla	Winco Utilities, Inc. WWTP	WL	NA	0	0	0
Walton	City of Defuniak Springs WWTP	AI	EC	0	0	0
Walton	City of Defuniak Springs WWTP	AI	OC	1.5	1.00	150
Walton	City of Defuniak Springs WWTP	FP	NA	0	0	0
Walton	City of Defuniak Springs WWTP	GWR&IPR	AF	0	0	0
Walton	City of Defuniak Springs WWTP	GWR&IPR	INJ	0	0	0
Walton	City of Defuniak Springs WWTP	GWR&IPR	RIB	0	0	0
Walton	City of Defuniak Springs WWTP	GWR&IPR	SWA	0	0	0
Walton	City of Defuniak Springs WWTP	IND	AOF	0	0	0
Walton	City of Defuniak Springs WWTP	IND	ATP	0	0	0
Walton	City of Defuniak Springs WWTP	OTH	OTH	0	0	0
Walton	City of Defuniak Springs WWTP	PAA&LI	GCI	0	0	0
Walton	City of Defuniak Springs WWTP	PAA&LI	OPAA	0	0	0
Walton	City of Defuniak Springs WWTP	PAA&LI	RI	0	0	0
Walton	City of Defuniak Springs WWTP	TF	NA	0	0	0
Walton	City of Defuniak Springs WWTP	WL	NA	0	0	0
Walton	City of Freeport WWTP	AI	EC	0	0	0
Walton	City of Freeport WWTP	AI	OC	0	0	0
Walton	City of Freeport WWTP	FP	NA	0	0	0
Walton	City of Freeport WWTP	GWR&IPR	AF	0	0	0
Walton	City of Freeport WWTP	GWR&IPR	INJ	0	0	0
Walton	City of Freeport WWTP	GWR&IPR	RIB	0.47	0.53	1.91
Walton	City of Freeport WWTP	GWR&IPR	SWA	0	0	0
Walton	City of Freeport WWTP	IND	AOF	0	0	0
Walton	City of Freeport WWTP	IND	ATP	0	0	0
Walton	City of Freeport WWTP	OTH	OTH	0	0	0
Walton	City of Freeport WWTP	PAA&LI	GCI	0	0	0

Florida Department of Environmental Protection  
2022 Reuse Inventory | November 2023

County	Reuse System Name	Reuse Type	Reuse Subtype	Capacity (mgd)	Flow (mgd)	Area (acres)
Walton	City of Freeport WWTP	PAA&LI	OPAA	0	0	0
Walton	City of Freeport WWTP	PAA&LI	RI	0	0	0
Walton	City of Freeport WWTP	TF	NA	0	0	0
Walton	City of Freeport WWTP	WL	NA	0	0	0
Walton	Point Washington WWTF	AI	OC	9.925	3.07	1,382
Walton	Sandestin WWTP	PAA&LI	GCI	1.087	0.14	258
Walton	Sandestin WWTP	PAA&LI	OPAA	0.458	0	59
Walton	Sandestin WWTP	PAA&LI	RI	1.712	0	720
Walton	Seacrest WWTF	GWR&IPR	RIB	1.1	0	20.9
Walton	Seacrest WWTF	PAA&LI	GCI	1.45	0.70	230
Walton	Seacrest WWTF	PAA&LI	OPAA	0.375	0	186
Walton	Seacrest WWTF	PAA&LI	RI	0.195	0	96
Walton	South Walton Utility Company WWTP	GWR&IPR	RIB	2.5	0.27	19.76
Walton	South Walton Utility Company WWTP	IND	ATP	0.36	0.02	6.43
Walton	South Walton Utility Company WWTP	OTH	OTH	1.35	0	0
Walton	South Walton Utility Company WWTP	PAA&LI	GCI	3.935	1.40	603.2
Walton	South Walton Utility Company WWTP	WL	NA	2	0	259.4
Walton	Walton Correctional Institution WWTP	AI	EC	0	0	0
Walton	Walton Correctional Institution WWTP	AI	OC	0	0	0
Walton	Walton Correctional Institution WWTP	FP	NA	0	0	0
Walton	Walton Correctional Institution WWTP	GWR&IPR	AF	0	0	0
Walton	Walton Correctional Institution WWTP	GWR&IPR	INJ	0	0	0
Walton	Walton Correctional Institution WWTP	GWR&IPR	RIB	0.225	0.18	5.89
Walton	Walton Correctional Institution WWTP	GWR&IPR	SWA	0	0	0
Walton	Walton Correctional Institution WWTP	IND	AOF	0	0	0
Walton	Walton Correctional Institution WWTP	IND	ATP	0	0	0
Walton	Walton Correctional Institution WWTP	OTH	OTH	0	0	0
Walton	Walton Correctional Institution WWTP	PAA&LI	GCI	0	0	0
Walton	Walton Correctional Institution WWTP	PAA&LI	OPAA	0	0	0
Walton	Walton Correctional Institution WWTP	PAA&LI	RI	0	0	0

County	Reuse System Name	Reuse Type	Reuse Subtype	Capacity (mgd)	Flow (mgd)	Area (acres)
Walton	Walton Correctional Institution WWTP	TF	NA	0	0	0
Walton	Walton Correctional Institution WWTP	WL	NA	0	0	0
Walton	Walton County Commerce Park at Mossy Head WWTF	GWR&IPR	AF	0.25	0.03	20
Washington	Chipley WWTP	AI	OC	0.115	0.04	40
Washington	Chipley WWTP	IND	ATP	0.1	0.02	2
Washington	Chipley WWTP	PAA&LI	GCI	0.35	0.60	72
Washington	Chipley WWTP	PAA&LI	OPAA	0.18	0.427	79
Washington	Northwest Florida Reception Center WWTF	GWR&IPR	RIB	0.465	0.241	3.3
Washington	City of Vernon WWTF	AI	OC	0.206	0.11	40

## Appendix E. Public Access Reuse Customers and Cooling Towers

County	Reuse System Name	Residences	Golf Courses	Parks	Schools	Cooling Towers	Unique Uses
Alachua	City of Alachua AWRF	0	0	0	0	1	None.
Alachua	GRU – Main Street WRF	0	0	1	0	0	Depot Park (restored brownfield area); Paynes Prairie Sheet flow Restoration (environmental restoration – wetland ecosystem restored/water quality to Alachua Sink and Fl. aquifer improved).
Alachua	Hawthorne WWTF	Not reported.	Not reported.	Not reported.	Not reported.	Not reported.	Not reported.
Alachua	High Springs WWTF	Not reported.	Not reported.	Not reported.	Not reported.	Not reported.	Not reported.
Alachua	Kanapaha WRF	1,679	1	1	1	0	Water features at Kanapaha Botanical Gardens, Kanapaha Middle School, Veterans Park/Chapmans Trails, infiltrating wetlands and hybrid RCW/stormwater systems, the TREEO Center, and tanker truck supply.
Alachua	University of Florida WWTF (FDOE)	0	1	0	1	1	Steam production at Duke Energy Co-generation Facility.
Baker	Baker Correctional Institution WWTF	0	0	0	0	0	None.
Bay	Military Point Regional AWT Facility	0	0	0	0	0	None.
Bay	North Bay WWTF	Not reported.	Not reported.	Not reported.	Not reported.	Not reported.	Not reported.
Bay	Panama City Beach WWTP #1	1,986	0	3	2	0	None.
Bradford	Florida State Prison WWTF	Not reported.	Not reported.	Not reported.	Not reported.	Not reported.	Not reported.
Brevard	BCUD/South Beaches	890	1	0	0	0	None.
Brevard	BCUD/South Central Regional	2,392	4	4	2	0	Decorative fountain.
Brevard	Cape Canaveral Air Force Station Regional WWTF	Not reported.	Not reported.	Not reported.	Not reported.	Not reported.	Not reported.
Brevard	Cape Canaveral WRF	700	0	7	2	0	None.
Brevard	Cocoa Beach WRF	1,996	2	13	2	0	None.



Florida Department of Environmental Protection  
2022 Reuse Inventory | November 2023

County	Reuse System Name	Residences	Golf Courses	Parks	Schools	Cooling Towers	Unique Uses
Brevard	Cocoa Water Reclamation Facility	2,086	1	16	7	0	None.
Brevard	Melbourne/DB Lee WWTP	926	1	3	2	0	None.
Brevard	Melbourne/Grant Street	2	1	4	0	0	None.
Brevard	Palm Bay #1 WRF	Not reported.	Not reported.	Not reported.	Not reported.	Not reported.	Not reported.
Brevard	Pinewood Village MHP	Not reported.	Not reported.	Not reported.	Not reported.	Not reported.	Not reported.
Brevard	City of Rockledge	1,681	1	6	1	0	None.
Brevard	Titusville Blue Heron WRF	1,701	2	8	6	0	None.
Brevard	West Melbourne/Ray Bullard	2,101	0	2	0	0	Reuse is used for in plant processes.
Broward	Broward Co North Regional WWTP	Not reported.	Not reported.	Not reported.	Not reported.	Not reported.	Not reported.
Broward	Coral Springs Imp Dist. WWTF	Not reported.	Not reported.	Not reported.	Not reported.	Not reported.	Not reported.
Broward	Hollywood Southern Regional WWTF	0	5	6	0	0	Median strips within the city and common areas: Cortland Apt., emerald Hills Townhomes, Joe DiMaggio Children's Hospital and Westlake Village.
Broward	City of Miramar	2,054	0	12	13	0	Reclaimed water is used at the water fountain feature at the entrance to the City of Miramar's Wastewater Reclamation Facility.
Broward	Plantation Regional WWTP	0	0	0	0	0	None.
Broward	Pompano Beach Community Park Reuse City	1,146	2	5	2	0	The city obtained a variance from DEP on June 23, 2016, allowing reuse to be sprayed directly on edible crops that will not be peeled, skinned, cooked or thermally processed before consumption.
Broward	Sunrise No 3 WWTP (Sawgrass)	0	0	0	0	0	None.
Broward	Sunrise Southwest WWTP	Not reported.	Not reported.	Not reported.	Not reported.	Not reported.	Not reported.
Broward	Town of Davie Water Reclamation Facility	0	1	0	1	1	None.

Florida Department of Environmental Protection  
2022 Reuse Inventory | November 2023

County	Reuse System Name	Residences	Golf Courses	Parks	Schools	Cooling Towers	Unique Uses
Charlotte	Charlotte Correctional Institution WWTP	0	0	0	0	0	None.
Charlotte	Charlotte County Utilities - Burnt Store WWTP	5	0	0	0	0	Beautification projects – plant beds at entrances.
Charlotte	Charlotte County Utilities - Eastport WWTP	1,625	10	5	0	0	Beautification projects - median and plant beds at entrances, concrete facilities.
Charlotte	City of Punta Gorda WWTP	Not reported.	Not reported.	Not reported.	Not reported.	Not reported.	Not reported.
Charlotte	Englewood Water District WRF	2,704	3	2	1	0	Clay tennis courts are watered underground. The Englewood Fire Department uses reclaimed water for training purposes at their fire academy.
Citrus	Beverly Hills WWTF	Not reported.	Not reported.	Not reported.	Not reported.	Not reported.	Not reported.
Citrus	Brentwood Regional WWTF	Not reported.	Not reported.	Not reported.	Not reported.	Not reported.	Not reported.
Citrus	City of Crystal River WWTF	0	0	0	0	0	None.
Citrus	City of Inverness WWTF	0	1	0	0	0	None.
Citrus	Meadowcrest WWTF	0	1	0	0	0	None.
Citrus	Point O Woods	0	1	0	0	0	None.
Citrus	Southwest Regional Water R. F. FKA Sugarmill Woods WWTF	Not reported.	Not reported.	Not reported.	Not reported.	Not reported.	Not reported.
Clay	Green Cove Springs – Harbor Road WWTF	0	1	0	0	0	None.
Clay	Orange Park WWTF	Not reported.	Not reported.	Not reported.	Not reported.	Not reported.	Not reported.
Clay	Peter's Creek (fka Green Cove West) WWTF	Not reported.	Not reported.	Not reported.	Not reported.	Not reported.	Not reported.
Clay	Spencer's Crossing WWTF	15,975	4	2	4	1	None.
Collier	Ave Maria WWTP	2,875	0	3	2	0	None.
Collier	City of Naples Water Reclamation Facility	1,439	10	9	4	2	None.
Collier	Collier County South County WRF	8,295	16	6	2	1	None.
Collier	Everglades City WWTF	0	0	0	0	0	None.

Florida Department of Environmental Protection  
2022 Reuse Inventory | November 2023

County	Reuse System Name	Residences	Golf Courses	Parks	Schools	Cooling Towers	Unique Uses
Collier	Golden Gate WWTP	Not reported.	Not reported.	Not reported.	Not reported.	Not reported.	Not reported.
Collier	Immokalee WWTP	Not reported.	Not reported.	Not reported.	Not reported.	Not reported.	Not reported.
Collier	Marco Island Utilities WWTP	0	3	3	2	0	None.
Collier	NE Utilities WWTP	Not reported.	Not reported.	Not reported.	Not reported.	Not reported.	Not reported.
Collier	Port of The Islands – WRF	668	0	0	0	0	None.
Desoto	Desoto County Regional WWTF	Not reported.	Not reported.	Not reported.	Not reported.	Not reported.	Not reported.
Desoto	William Tyson WWTP	8	1	1	0	0	None.
Dixie	Cross City WWTF	Not reported.	Not reported.	Not reported.	Not reported.	Not reported.	Not reported.
Duval	Arlington East WWTF	24,085	8	3	4	0	None.
Duval	Atlantic Beach WWTF	183	1	0	0	0	None.
Duval	Buckman WWTF	0	0	0	0	0	None.
Duval	District II WWTF	0	0	0	0	0	None.
Duval	Jacksonville Beach WWTF	0	1	1	0	0	Landscaping of city O&M facility, wastewater treatment plant grounds, WWTP belt press, cemeteries, police dept., golf course, South Beach Parkway and Jacksonville Drive and Beach Blvd. row irrigation
Duval	Mandarin WRF	24,085	8	3	4	0	None.
Duval	Southwest District WWTF	0	0	0	0	0	None.
Duval	USN NAS Jacksonville WWTF	0	2	0	0	0	Spray field for irrigation.
Escambia	ECUA – Bayou Marcus Water Reclamation Facility	Not reported.	Not reported.	Not reported.	Not reported.	Not reported.	Not reported.
Escambia	ECUA – Central Water Reclamation Facility	0	0	0	0	2	None.
Escambia	ECUA – Pensacola Beach WRF	0	0	0	0	0	None.
Flagler	Bulow Village WWTF	Not reported.	Not reported.	Not reported.	Not reported.	Not reported.	Not reported.
Flagler	City of Bunnell WWTF	427	1	0	0	0	None.

Florida Department of Environmental Protection  
2022 Reuse Inventory | November 2023

County	Reuse System Name	Residences	Golf Courses	Parks	Schools	Cooling Towers	Unique Uses
Flagler	Dunes Community Development District WWTF	1,298	2	0	0	0	None.
Flagler	Flagler-By-The-Sea WWTF	Not reported.	Not reported.	Not reported.	Not reported.	Not reported.	Not reported.
Flagler	Maritime Estates I WWTF	Not reported.	Not reported.	Not reported.	Not reported.	Not reported.	Not reported.
Flagler	Maritime Estates II	Not reported.	Not reported.	Not reported.	Not reported.	Not reported.	Not reported.
Flagler	Matanzas Shores WWTF	Not reported.	Not reported.	Not reported.	Not reported.	Not reported.	Not reported.
Flagler	Palm Coast WWTF #2	219	0	0	0	0	None.
Flagler	Palm Coast WWTF	1,391	3	3	2	0	None.
Flagler	Plantation Bay WWTF	0	1	0	0	0	None.
Gadsden	City of Gretna – WWTP	Not reported.	Not reported.	Not reported.	Not reported.	Not reported.	Not reported.
Gadsden	Havana WWTF	0	0	0	0	0	None.
Gadsden	Quincy WWTP	Not reported.	Not reported.	Not reported.	Not reported.	Not reported.	Not reported.
Gilchrist	Lancaster Correctional Institution WWTF	Not reported.	Not reported.	Not reported.	Not reported.	Not reported.	Not reported.
Gulf	Gulf Correctional Institution WWTP	Not reported.	Not reported.	Not reported.	Not reported.	Not reported.	Not reported.
Gulf	City of Port St Joe WWTF	Not reported.	Not reported.	Not reported.	Not reported.	Not reported.	Not reported.
Hamilton	Jennings WWTF	Not reported.	Not reported.	Not reported.	Not reported.	Not reported.	Not reported.
Hardee	Wauchula Hills WWTP	0	0	0	0	0	Mining processes.
Hardee	City of Zolfo Springs WWTF	Not reported.	Not reported.	Not reported.	Not reported.	Not reported.	Not reported.
Hendry	City of Labelle – WWTP #1	Not reported.	Not reported.	Not reported.	Not reported.	Not reported.	Not reported.
Hendry	Port Labelle WWTP	Not reported.	Not reported.	Not reported.	Not reported.	Not reported.	Not reported.
Hernando	Glen Water Reclamation Facility	0	4	0	0	0	None.
Hernando	Hernando County Airport WRF	Not reported.	Not reported.	Not reported.	Not reported.	Not reported.	Not reported.
Hernando	Ridge Manor Subregional WWTF	Not reported.	Not reported.	Not reported.	Not reported.	Not reported.	Not reported.

Florida Department of Environmental Protection  
2022 Reuse Inventory | November 2023

County	Reuse System Name	Residences	Golf Courses	Parks	Schools	Cooling Towers	Unique Uses
Hernando	Spring Hill WRF	0	4	0	0	0	None.
Hernando	William S. Smith Water Reclamation Facility	401	1	0	0	0	None.
Highlands	City of Avon Park WWTP	Not reported.	Not reported.	Not reported.	Not reported.	Not reported.	Not reported.
Highlands	City of Sebring Cemetery Road WWTP	Not reported.	Not reported.	Not reported.	Not reported.	Not reported.	Not reported.
Highlands	North Main Street WWTP	0	0	0	0	0	None.
Highlands	Sun'N Lake of Sebring Unit 23 WWTP	Not reported.	Not reported.	Not reported.	Not reported.	Not reported.	Not reported.
Highlands	Sun'N Lake of Sebring Unit 4 WWTP	Not reported.	Not reported.	Not reported.	Not reported.	Not reported.	Not reported.
Highlands	Tomoka Heights WWTP AKA Placid Utilities	Not reported.	Not reported.	Not reported.	Not reported.	Not reported.	Not reported.
Highlands	Western Blvd WWTP	Not reported.	Not reported.	Not reported.	Not reported.	Not reported.	Not reported.
Hillsborough	Country Meadows-Golden Lakes WWTP	0	1	0	0	0	None.
Hillsborough	Northwest Regional WRF	Not reported.	Not reported.	Not reported.	Not reported.	Not reported.	Not reported.
Hillsborough	Plant City WRF	209	0	7	2	0	Dust control on site.
Hillsborough	Rice Creek WWTF	Not reported.	Not reported.	Not reported.	Not reported.	Not reported.	Not reported.
Hillsborough	Riverside Club WWTP	Not reported.	Not reported.	Not reported.	Not reported.	Not reported.	Not reported.
Hillsborough	South County Regional AWWTP	8,587	7	4	14	4	None.
Indian River	IRCUD/Central (Gifford) WWTF	0	8	0	0	0	Hydration of man-made wetlands system.
Indian River	City of Vero Beach	119	3	6	1	0	Still have a waiting list for irrigation hookup.
Jackson	Cottdale WWTP	Not reported.	Not reported.	Not reported.	Not reported.	Not reported.	Not reported.
Jackson	Jackson Correctional Institution WWTP	Not reported.	Not reported.	Not reported.	Not reported.	Not reported.	Not reported.
Jackson	City of Marianna WWTP	Not reported.	Not reported.	Not reported.	Not reported.	Not reported.	Not reported.
Jackson	Town of Sneads – WWTF	0	0	0	0	0	None.
Jackson	Town of Grand Ridge WWTF	Not reported.	Not reported.	Not reported.	Not reported.	Not reported.	Not reported.

Florida Department of Environmental Protection  
2022 Reuse Inventory | November 2023

County	Reuse System Name	Residences	Golf Courses	Parks	Schools	Cooling Towers	Unique Uses
Jefferson	City of Monticello - WWTP	Not reported.	Not reported.	Not reported.	Not reported.	Not reported.	Not reported.
Lake	Clerbrook RV Resorts	Not reported.	Not reported.	Not reported.	Not reported.	Not reported.	Not reported.
Lake	Clermont – East	7,752	2	1	0	0	None.
Lake	Eustis Bates Avenue WWTF	656	2	4	0	0	None.
Lake	Lake Correctional Institution	Not reported.	Not reported.	Not reported.	Not reported.	Not reported.	Not reported.
Lake	Lake Groves WWTF	697	0	0	0	0	None.
Lake	Leesburg/Canal St. WWTF	2,776	1	0	0	0	None.
Lake	Leesburg/Canal St. WWTF	2,776	1	0	0	0	None.
Lake	Mid Florida Lakes WWTF	Not reported.	Not reported.	Not reported.	Not reported.	Not reported.	Not reported.
Lake	Pennbrooke Fairways	0	1	0	0	0	None.
Lake	Pine Island	0	1	0	0	0	None.
Lake	Southlake Utilities WWTF	Not reported.	Not reported.	Not reported.	Not reported.	Not reported.	Not reported.
Lake	St. Johns River Utility WWTF (FKA Astor/Astor Park)	Not reported.	Not reported.	Not reported.	Not reported.	Not reported.	Not reported.
Lake	Tavares/Woodlea Road WWTF	610	0	0	0	0	Cemetery, Woodlea WTF.
Lake	Tavares/Woodlea Road WWTF	610	0	0	0	0	None.
Lake	Villages WWTF	0	6	8	0	0	None.
Lee	Bonita Springs Utilities East WRF	6,668	6	5	0	0	Hydrants on irrigation are for secondary supply only.
Lee	Bonita Springs Water Reclamation (West)	6,666	7	5	0	0	None.
Lee	Cross Creek WWTF	0	1	0	0	0	None.
Lee	Donax Water Reclamation Facility	13	3	1	1	0	None.
Lee	Eagle Ridge WWTP	0	1	0	0	0	None.
Lee	Everest Parkway WRF	53,935	0	25	11	0	None.
Lee	Forest Utilities WWTP	0	2	0	0	0	None.

Florida Department of Environmental Protection  
2022 Reuse Inventory | November 2023

County	Reuse System Name	Residences	Golf Courses	Parks	Schools	Cooling Towers	Unique Uses
Lee	Fort Myers Beach WRF	0	4	3	0	0	None.
Lee	Fort Myers Central AWWTF	0	3	2	0	3	None.
Lee	Gasparilla Island Water Domestic DIW	0	1	0	0	0	None.
Lee	Gateway Water Reclamation Facility	3,800	0	3	3	0	None.
Lee	Lee County Utilities – Fiesta Village	0	4	1	1	0	None.
Lee	Pine Island WRF	0	0	0	0	0	None.
Lee	Three Oaks WWTF	0	6	2	1	0	None.
Leon	T.P. Smith Water Reclamation Facility	0	1	0	1	0	None.
Levy	Cedar Key WRF	Not reported.	Not reported.	Not reported.	Not reported.	Not reported.	Not reported.
Levy	Chiefland WWTF	Not reported.	Not reported.	Not reported.	Not reported.	Not reported.	Not reported.
Liberty	Bristol WWTF	Not reported.	Not reported.	Not reported.	Not reported.	Not reported.	Not reported.
Liberty	Liberty Correctional Institution WWTP	Not reported.	Not reported.	Not reported.	Not reported.	Not reported.	Not reported.
Manatee	Bradén River Utility	21,628	10	10	10	0	BRU is a wholesale purchaser and distributor of reclaimed water and does not own or operate any wastewater treatment facilities (or public water supply systems).
Manatee	Manatee County Master Reuse System	15,024	7	18	7	0	None.
Marion	City of Belleview	0	2	0	0	0	None.
Marion	City of Dunnellon WWTF	Not reported.	Not reported.	Not reported.	Not reported.	Not reported.	Not reported.
Marion	Juliette Falls WWTF	0	0	0	0	0	None.
Marion	MCUD Stonecrest WWTF	0	1	0	0	0	None.
Marion	MCUD/Oak Run	0	3	0	0	0	None.
Marion	MCUD/Silver Springs Shores WRF	0	1	0	0	0	None.

Florida Department of Environmental Protection  
2022 Reuse Inventory | November 2023

County	Reuse System Name	Residences	Golf Courses	Parks	Schools	Cooling Towers	Unique Uses
Marion	Marion County – Northwest Regional WWTF	0	1	0	0	0	None.
Marion	Ocala WRF #2	36	1	4	0	0	None.
Marion	Ocala WRF #3	0	1	2	0	0	Reclaimed water is supplied to the City of Ocala Ground Water Recharge Wetlands Park.
Marion	On Top of The World South WWTF	0	3	0	0	0	None.
Marion	Rainbow Springs Fifth Replat WWTF	Not reported.	Not reported.	Not reported.	Not reported.	Not reported.	Not reported.
Martin	Martin Correctional Institute	0	0	0	0	0	None.
Martin	Martin Correctional Institute	0	0	0	0	0	Toilet flushing and laundry.
Martin	Martin County Tropical Farms WWTF	350	8	1	0	0	None.
Martin	Martin County Utilities North WWTF	1,000	1	1	1	0	None.
Martin	Sailfish Point WWTF	0	1	0	0	0	None.
Martin	City of Stuart	0	0	4	0	0	None.
Miami-Dade	City of Homestead	Not reported.	Not reported.	Not reported.	Not reported.	Not reported.	Not reported.
Miami-Dade	MDWASA Central District WWTF	0	0	0	0	0	None.
Miami-Dade	MDWASA South District WWTF	0	0	0	0	0	None.
Miami-Dade	MDWASD North District WWTP	0	0	0	0	0	None.
Monroe	Big Coppitt WWTP	131	0	0	0	0	None.
Monroe	City of Marathon Area 3 WWTP	Not reported.	Not reported.	Not reported.	Not reported.	Not reported.	Not reported.
Monroe	City of Marathon Area 4 WWTP	Not reported.	Not reported.	Not reported.	Not reported.	Not reported.	Not reported.
Monroe	City of Marathon Area 5 Little Venice WWTP	Not reported.	Not reported.	Not reported.	Not reported.	Not reported.	Not reported.
Monroe	City of Marathon Area 7 WWTP	Not reported.	Not reported.	Not reported.	Not reported.	Not reported.	Not reported.
Monroe	Duck Key Wastewater Cooperative	196	0	0	0	0	None.



Florida Department of Environmental Protection  
2022 Reuse Inventory | November 2023

County	Reuse System Name	Residences	Golf Courses	Parks	Schools	Cooling Towers	Unique Uses
Monroe	North Key Largo WWTP	0	3	0	0	0	Golf course irrigation.
Nassau	Hilliard WWTF	Not reported.	Not reported.	Not reported.	Not reported.	Not reported.	Not reported.
Nassau	Nassau Amelia Utilities WWTF	0	3	0	0	0	None.
Nassau	Nassau Regional WWTF	0	2	0	0	0	None.
Okaloosa	Arbennie Pritchett Water Reclamation Facility	0	1	0	0	0	None.
Okaloosa	Crestview WWTP	Not reported.	Not reported.	Not reported.	Not reported.	Not reported.	Not reported.
Okaloosa	George F. French Water Reclamation Facility	610	1	1	1	0	The Morgan Sport Center has both an above ground irrigation system and a sub-surface disposal system.
Okaloosa	Hurlburt Field AWTP	0	0	3	0	3	Reclaimed water is currently being utilized at the Hurlburt Field Fire Training Area for firefighting training purposes only.
Okaloosa	Jerry D. Mitchem WRF at Bob Sikes Industrial Park	Not reported.	Not reported.	Not reported.	Not reported.	Not reported.	Not reported.
Okaloosa	Mary Esther WWTP	Not reported.	Not reported.	Not reported.	Not reported.	Not reported.	Not reported.
Okaloosa	Okaloosa Correctional Institution WWTF	Not reported.	Not reported.	Not reported.	Not reported.	Not reported.	Not reported.
Okaloosa	Russell F.W. Stephenson WWTF	Not reported.	Not reported.	Not reported.	Not reported.	Not reported.	Not reported.
Okeechobee	Okeechobee Correctional WWTF	Not reported.	Not reported.	Not reported.	Not reported.	Not reported.	Not reported.
Orange	Apopka WRF – Project Arrow	9,144	1	1	4	0	The Northwest Reservoir provides the city with the ability to perform ground water recharge activities when the levels rise above the pond liner.
Orange	Fairways Country Club WWTF	0	1	0	0	0	None.
Orange	Gulfstream Harbor WWTF	Not reported.	Not reported.	Not reported.	Not reported.	Not reported.	Not reported.
Orange	Ocoee WWTF	6,693	1	2	6	0	None.
Orange	Orlando/Conserv II WRF	653	1	25	3	3	None.

Florida Department of Environmental Protection  
2022 Reuse Inventory | November 2023

County	Reuse System Name	Residences	Golf Courses	Parks	Schools	Cooling Towers	Unique Uses
Orange	Orlando/Conserv I WWTF	7,922	2	84	9	0	None.
Orange	Reedy Creek Improvement District	0	4	0	0	6	Street and sidewalk wash down, vehicle and bus wash, construction dust control, process water at treatment plant, tree farm irrigation.
Orange	Rock Springs MHP WWTF	Not reported.	Not reported.	Not reported.	Not reported.	Not reported.	Not reported.
Orange	Wedgfield WWTF	0	1	0	0	0	None.
Orange	Winter Garden WWTF	6,325	1	26	0	0	None.
Orange	Winter Park Estates WWTF	0	2	1	1	0	Glen Haven Cemetery.
Osceola	Southport Park	Not reported.	Not reported.	Not reported.	Not reported.	Not reported.	Not reported.
Osceola	St. Cloud Southside WRF	10,653	1	26	5	0	Screw press wash water and clarifier weir washer system for cleaning.
Osceola	TWA - Harmony Community Dev. District WWTF	1,981	0	0	0	0	None.
Osceola	TWA - Sandhill Road WWTF	4,052	1	0	0	0	None.
Osceola	TWA/Camelot S/D WWTF	9,036	6	10	3	2	Reuse is transferred from Toho Poinciana Reuse System, listed under Toho Cypress West.
Osceola	TWA/Cypress West	2,196	2	0	2	0	None.
Osceola	TWA/Parkway WWTF	4,144	1	0	0	0	Two cemeteries.
Palm Beach	City of Boca Raton – WWTP	Not reported.	Not reported.	Not reported.	Not reported.	Not reported.	Not reported.
Palm Beach	Central Region Reclaimed Water facility	7,294	1	0	0	0	None.
Palm Beach	Loxahatchee Env. Control Dist. WWTP	5,861	12	14	3	0	Clarifier stilling well foam removal, process water, Roger Dean Stadium irrigation, Jupiter Community Park, Busch Wildlife Sanctuary exhibit washdown water, community fruit/veg. garden.
Palm Beach	Okeelanta Corporation	Not reported.	Not reported.	Not reported.	Not reported.	Not reported.	Not reported.

Florida Department of Environmental Protection  
2022 Reuse Inventory | November 2023

County	Reuse System Name	Residences	Golf Courses	Parks	Schools	Cooling Towers	Unique Uses
Palm Beach	Palm Beach County Southern Region Water Reclamation Facility	6,062	6	2	1	0	None.
Palm Beach	Seacoast Utilities Authority PGA Regional WWTF	0	10	2	0	0	None.
Palm Beach	South Central Regional WWTP	980	9	10	4	0	None.
Palm Beach	Village of Wellington WWTP	0	0	8	0	0	None.
Palm Beach	Western Region North WWTP	Not reported.	Not reported.	Not reported.	Not reported.	Not reported.	Not reported.
Palm Beach	Western Region WWTF	Not reported.	Not reported.	Not reported.	Not reported.	Not reported.	Not reported.
Pasco	Forest Lake Estates WWTP	Not reported.	Not reported.	Not reported.	Not reported.	Not reported.	Not reported.
Pasco	Jasmine Lakes WWTF	Not reported.	Not reported.	Not reported.	Not reported.	Not reported.	Not reported.
Pasco	City of New Port Richey WWTF	Not reported.	Not reported.	Not reported.	Not reported.	Not reported.	Not reported.
Pasco	Palm Terrace Gardens	Not reported.	Not reported.	Not reported.	Not reported.	Not reported.	Not reported.
Pasco	Pasco County Master Reuse System	28,822	16	7	13	1	None.
Pinellas	City of Clearwater Master Reuse System	5,919	6	15	12	1	None.
Pinellas	City of Dunedin Mainland	3,641	3	61	5	0	216 commercial accounts.
Pinellas	City of Largo	2,889	6	14	6	6	Cooling towers and biosolids facility.
Pinellas	Mid-County WWTP	Not reported.	Not reported.	Not reported.	Not reported.	Not reported.	Not reported.
Pinellas	City of Oldsmar	1,902	0	8	1	0	48 connections for city and state road medians and public building grounds, 14 connections for multi-family housing, 98 connections for commercial irrigation and one connection for ice skating rink.
Pinellas	On Top of The World WWTP	540	1	0	0	0	88 condominiums / 540 equivalent residential units based on acreage.

Florida Department of Environmental Protection  
2022 Reuse Inventory | November 2023

County	Reuse System Name	Residences	Golf Courses	Parks	Schools	Cooling Towers	Unique Uses
Pinellas	South Cross Bayou WRF	22,231	7	84	7	0	Wholesale customers: Cities of Pinellas Park, St. Petersburg Beach, and South Pasadena.
Pinellas	St. Petersburg Master Urban Reuse System	10,354	6	99	64	14	One site uses reclaimed water for non-contact cooling and returns that water to the SWWRF for reuse.
Pinellas	City of Tarpon Springs	2,123	1	9	4	0	None.
Polk	Auburndale Allred WWTP	0	0	0	0	1	Reclaimed water is used for Duke Energy's cooling towers and for irrigation at Lake Myrtle Sports Complex.
Polk	City of Bartow WRF	0	0	0	0	8	None.
Polk	Cardinal Hill WWTF	Not reported.	Not reported.	Not reported.	Not reported.	Not reported.	Not reported.
Polk	City of Auburndale Regional WWTF	0	0	1	0	0	None.
Polk	City of Davenport WWTF	Not reported.	Not reported.	Not reported.	Not reported.	Not reported.	Not reported.
Polk	Cypress Lakes WWTP	Not reported.	Not reported.	Not reported.	Not reported.	Not reported.	Not reported.
Polk	Grenelefe Resort Center	Not reported.	Not reported.	Not reported.	Not reported.	Not reported.	Not reported.
Polk	City of Lake Alfred	Not reported.	Not reported.	Not reported.	Not reported.	Not reported.	Not reported.
Polk	City of Lake Wales – WWTP	227	1	1	0	0	None.
Polk	City of Lakeland Glendale WRF	Not reported.	Not reported.	Not reported.	Not reported.	Not reported.	Not reported.
Polk	Northeast Regional WWTF	6,750	1	3	6	0	None.
Polk	Northwest Regional WWTF	1,902	1	1	0	0	None.
Polk	Outdoor Resorts at Orlando WWTF	Not reported.	Not reported.	Not reported.	Not reported.	Not reported.	Not reported.
Polk	Polk Correctional Institution	Not reported.	Not reported.	Not reported.	Not reported.	Not reported.	Not reported.
Polk	Southwest Regional WWTP	2,426	3	1	0	0	None.
Polk	Sun Ray WWTP	Not reported.	Not reported.	Not reported.	Not reported.	Not reported.	Not reported.

Florida Department of Environmental Protection  
2022 Reuse Inventory | November 2023

County	Reuse System Name	Residences	Golf Courses	Parks	Schools	Cooling Towers	Unique Uses
Polk	Sweetwater Golf & Tennis Club WWTP	0	1	0	0	0	Reuse water is only used for golf course.
Polk	Swiss Golf Club	Not reported.	Not reported.	Not reported.	Not reported.	Not reported.	Not reported.
Polk	Waverly WWTF	Not reported.	Not reported.	Not reported.	Not reported.	Not reported.	Not reported.
Polk	City of Winter Haven – WWTP #2	1,847	2	3	1	0	None.
Polk	City of Winter Haven – WWTP #3	21	0	0	0	0	None.
Putnam	Bass Capital Mobile Home Park WWTF	Not reported.	Not reported.	Not reported.	Not reported.	Not reported.	Not reported.
Putnam	East Putnam County Regional WWTF	Not reported.	Not reported.	Not reported.	Not reported.	Not reported.	Not reported.
Putnam	Economy Inn Motel WWTF – Palatka	Not reported.	Not reported.	Not reported.	Not reported.	Not reported.	Not reported.
Santa Rosa	Holley-Navarre Wastewater Treatment Facility	0	1	0	0	0	None.
Santa Rosa	Milton WWTF	0	0	0	0	0	None; water is used strictly for plant site.
Santa Rosa	Navarre Beach WWTP	Not reported.	Not reported.	Not reported.	Not reported.	Not reported.	Not reported.
Santa Rosa	Pace Water System WWTP	1,687	1	3	2	0	None.
Santa Rosa	Sundial Utilities WWTP	Not reported.	Not reported.	Not reported.	Not reported.	Not reported.	Not reported.
Sarasota	City of North Port WWTP	1,550	2	8	0	0	One privately owned automatic car wash.
Sarasota	Sarasota County North Master Reuse System	5,600	10	3	0	0	None.
Sarasota	Sarasota County South Master Reuse System	2	7	0	0	0	None.
Sarasota	Southwest WRF	Not reported.	Not reported.	Not reported.	Not reported.	Not reported.	Not reported.
Sarasota	Venice Eastside WWTP	2,733	5	4	0	0	None.
Seminole	Altamonte Springs Regional WRF	6,000	0	9	13	1	AFIRST provides reclaimed water to the City of Apopka through a pipeline from the City of Altamonte's reclaim system.

Florida Department of Environmental Protection  
2022 Reuse Inventory | November 2023

County	Reuse System Name	Residences	Golf Courses	Parks	Schools	Cooling Towers	Unique Uses
Seminole	Casselberry WRF	1,801	1	7	0	0	Irrigation of roadway medians, landscaped areas and a cemetery.
Seminole	Chuluota WWTF	100	0	0	0	0	None.
Seminole	Palm Valley MHP WWTF	0	1	0	0	0	None.
Seminole	SCES – Northwest Regional	2,528	1	1	6	0	None.
Seminole	SCES/Greenwood Lakes WRF	0	0	0	0	0	Car wash.
Seminole	Sanford/North WWTF	4,835	2	15	7	1	None.
Seminole	Wekiva Hunt Club WRF	106	1	0	0	0	Supplies supplemental reuse to the City of Apopka.
St. Johns	Anastasia Island WWTF	229	1	0	0	0	None.
St. Johns	Blacks Ford WRF	24,085	8	3	4	0	None.
St. Johns	Julington Creek WRF	24,085	8	3	4	0	None.
St. Johns	Marsh Landing WWTF	0	3	0	0	0	None.
St. Johns	North Beach Utilities WWTF	Not reported.	Not reported.	Not reported.	Not reported.	Not reported.	Not reported.
St. Johns	Northwest Wastewater Treatment Plant	1,712	2	0	0	0	None.
St. Johns	Players Club South WWTF	0	2	0	0	0	None.
St. Johns	Ponce De Leon WWTF	Not reported.	Not reported.	Not reported.	Not reported.	Not reported.	Not reported.
St. Johns	Ponte Vedra WRF	0	1	0	0	0	None.
St. Johns	St. Augustine WWTF No. 1	0	0	0	0	0	None.
St. Johns	State Road 207 WWTF	0	1	0	0	0	None.
St. Lucie	Fort Pierce Utility Authority--WWTF	Not reported.	Not reported.	Not reported.	Not reported.	Not reported.	Not reported.
St. Lucie	Harbour Ridge Wastewater Treatment Facility	0	2	0	0	0	None.
St. Lucie	Island Dunes Country Club WWTF	0	1	0	0	0	None.
St. Lucie	Meadowood Community Association, Inc. WWTF	0	1	0	0	0	None.
St. Lucie	Port St. Lucie Utility Westport WWTF	1,368	3	0	0	0	None.

Florida Department of Environmental Protection  
2022 Reuse Inventory | November 2023

County	Reuse System Name	Residences	Golf Courses	Parks	Schools	Cooling Towers	Unique Uses
St. Lucie	SLCUD South Hutchinson Island Water Reclamation Facility	74	0	0	0	0	None.
St. Lucie	St. Lucie County Utilities Holiday Pines WWTF	0	1	0	0	0	None.
St. Lucie	St. Lucie West Services District	5,165	3	9	10	0	None.
Sumter	City of Bushnell – David Hanson WWTF	Not reported.	Not reported.	Not reported.	Not reported.	Not reported.	Not reported.
Sumter	Central Sumter Utility Company WWTF	Not reported.	Not reported.	Not reported.	Not reported.	Not reported.	Not reported.
Sumter	Little Sumter Utility Co. WWTF	0	8	7	0	0	None.
Sumter	North Sumter Utility Company Master Reuse System	0	15	0	0	0	None.
Sumter	North Sumter Utility Company WWTF	Not reported.	Not reported.	Not reported.	Not reported.	Not reported.	Not reported.
Sumter	South Sumter Utility Company Master Reuse	0	4	0	0	0	None.
Sumter	Sumter Correctional Institution WWTF	0	0	0	0	0	Florida National Cemetery.
Suwannee	Advent Christian Village WWTF	Not reported.	Not reported.	Not reported.	Not reported.	Not reported.	Not reported.
Suwannee	Live Oak WWTF	0	1	1	0	0	None.
Union	City of Lake Butler WWTF	Not reported.	Not reported.	Not reported.	Not reported.	Not reported.	Not reported.
Volusia	Applegate Estates MHP WWTF	Not reported.	Not reported.	Not reported.	Not reported.	Not reported.	Not reported.
Volusia	Arlington Square Apartments WWTF	Not reported.	Not reported.	Not reported.	Not reported.	Not reported.	Not reported.
Volusia	Cypress Point WWTF (Golf & RV Campgd.)	Not reported.	Not reported.	Not reported.	Not reported.	Not reported.	Not reported.
Volusia	Days Inn of Orange City WWTF	Not reported.	Not reported.	Not reported.	Not reported.	Not reported.	Not reported.
Volusia	Daytona Beach Westside Regional WRF	3,359	6	6	7	3	Wetland rehydration of Bennett Swamp.
Volusia	Deland/Wiley M. Nash Water Reclamation Facility	5,457	1	7	3	0	None.
Volusia	Deltona Lakes	1,278	1	1	1	0	None.

Florida Department of Environmental Protection  
2022 Reuse Inventory | November 2023

County	Reuse System Name	Residences	Golf Courses	Parks	Schools	Cooling Towers	Unique Uses
Volusia	City of Edgewater	3,405	0	1	0	0	None.
Volusia	El Dorado Estates WWTF	Not reported.	Not reported.	Not reported.	Not reported.	Not reported.	Not reported.
Volusia	Emerald Palms WWTF	Not reported.	Not reported.	Not reported.	Not reported.	Not reported.	Not reported.
Volusia	Encore Daytona North WWTF	Not reported.	Not reported.	Not reported.	Not reported.	Not reported.	Not reported.
Volusia	Holly Hill WRF	0	1	0	1	0	None.
Volusia	Hontoon Island State Park	Not reported.	Not reported.	Not reported.	Not reported.	Not reported.	Not reported.
Volusia	Kove Estates	Not reported.	Not reported.	Not reported.	Not reported.	Not reported.	Not reported.
Volusia	Lake Helen Mobile Home Villas	Not reported.	Not reported.	Not reported.	Not reported.	Not reported.	Not reported.
Volusia	Lakeview Terrace MHP	Not reported.	Not reported.	Not reported.	Not reported.	Not reported.	Not reported.
Volusia	Meadowlea Estates WWTF	Not reported.	Not reported.	Not reported.	Not reported.	Not reported.	Not reported.
Volusia	New Smyrna Beach Water Reclamation Facility	3,674	5	1	0	0	None.
Volusia	Ocean House Condominium WWTF	Not reported.	Not reported.	Not reported.	Not reported.	Not reported.	Not reported.
Volusia	Orangewood Mobile Home Park	Not reported.	Not reported.	Not reported.	Not reported.	Not reported.	Not reported.
Volusia	Ormond Beach WWTF	3,216	1	7	3	0	None.
Volusia	Port Orange WWTF	7,943	2	4	7	0	Port Orange has a list of interruptible services with reuse shut off capability during peak demands. A 175-acre recharge reservoir with ground water supplemental systems.
Volusia	Quality Inn WWTF	Not reported.	Not reported.	Not reported.	Not reported.	Not reported.	Not reported.
Volusia	Regency Plaza Condominium	Not reported.	Not reported.	Not reported.	Not reported.	Not reported.	Not reported.
Volusia	Samsula Academy WWTF	Not reported.	Not reported.	Not reported.	Not reported.	Not reported.	Not reported.
Volusia	St. Johns River Club Condominium WWTF	Not reported.	Not reported.	Not reported.	Not reported.	Not reported.	Not reported.
Volusia	Sugar Mill Ruins Travel Park WWTF	Not reported.	Not reported.	Not reported.	Not reported.	Not reported.	Not reported.



Florida Department of Environmental Protection  
2022 Reuse Inventory | November 2023

County	Reuse System Name	Residences	Golf Courses	Parks	Schools	Cooling Towers	Unique Uses
Volusia	Sunny Sands Resort	Not reported.	Not reported.	Not reported.	Not reported.	Not reported.	Not reported.
Volusia	Tymber Creek WWTF	Not reported.	Not reported.	Not reported.	Not reported.	Not reported.	Not reported.
Volusia	VC/ Halifax Plantation WWTF-8	Not reported.	Not reported.	Not reported.	Not reported.	Not reported.	Not reported.
Volusia	VC/Southeast WWTF-7	0	0	0	0	0	None.
Volusia	VC/Southwest Regional WWTF-1	2,059	1	0	0	0	None.
Volusia	VC/Southwest WWTF-2	205	1	1	1	0	None.
Volusia	Van Lee Condominiums WWTF	Not reported.	Not reported.	Not reported.	Not reported.	Not reported.	Not reported.
Volusia	Villages of Pine Run	Not reported.	Not reported.	Not reported.	Not reported.	Not reported.	Not reported.
Volusia	Windemere Shores Condo	Not reported.	Not reported.	Not reported.	Not reported.	Not reported.	Not reported.
Wakulla	St. Marks WWTF	0	0	0	0	1	Typical cooling tower at Purdom Station Generating Cooling Tower Unit 8.
Wakulla	Wakulla County – Otter Creek WWTP	0	1	0	0	0	None.
Wakulla	Winco Utilities, Inc. WWTP	Not reported.	Not reported.	Not reported.	Not reported.	Not reported.	Not reported.
Walton	City of Defuniak Springs – WWTP	Not reported.	Not reported.	Not reported.	Not reported.	Not reported.	Not reported.
Walton	South Walton Utility Company WWTP	0	4	0	0	0	None.
Walton	Walton Correctional Institution WWTP	Not reported.	Not reported.	Not reported.	Not reported.	Not reported.	Not reported.
Walton	Walton County Commerce Park at Mossy Head WWTF	Not reported.	Not reported.	Not reported.	Not reported.	Not reported.	Not reported.
Washington	Chipley WWTP	0	1	0	0	0	None.

**Appendix F. Domestic Wastewater Treatment Facilities (0.1 mgd and greater) with No Reuse or Effluent Disposal**

DEP District Office	Water Management District	County	Facility Name*	Facility ID	Capacity (mgd)	Flow (mgd)
NED	SJRWMD	Baker	Macclenny WWTF	FL0040495	1.3	.733
NWD	NFWWMD	Bay	St. Andrews WWTF	FL0020451	10	Not reported.
NWD	NFWWMD	Bay	Military Point Regional AWT Facility	FL0167959	7	Not reported.
NWD	NFWWMD	Bay	Millville AWT Facility	FL0170909	5	Not reported.
CD	SJRWMD	Brevard	Cocoa Beach WRF	FL0021105	6	Not reported.
CD	SJRWMD	Brevard	Cocoa Water Reclamation Facility	FL0021521	4.5	Not reported.
CD	SJRWMD	Brevard	City of Rockledge	FL0021571	4.5	Not reported.
CD	SJRWMD	Brevard	BCUD/South Beaches	FL0040622	8	Not reported.
CD	SJRWMD	Brevard	BCUD/Sykes Creek Regional WWTF	FLA102695	6	Not reported.
SED	SFWMD	Broward	Hollywood Southern Regional WWTF	FL0026255	55.5	27.35
SED	SFWMD	Broward	City of Cooper City WWTP	FL0040398	4.27	2.558
SED	SFWMD	Broward	Town of Davie WWTP	FL0040541	4.85	2.07
SED	SFWMD	Broward	City of Pembroke Pines	FLA013575	9.5	Not reported.
SED	SFWMD	Broward	Tindall Hammock Wastewater Treatment Facility	FLA013583	0.6	Not reported.
SED	SFWMD	Broward	Plantation Regional WWTP	FLA040401	18.9	Not reported.
SED	SFWMD	Broward	City of Margate West WWTP	FLA041289	10.1	Not reported.
SED	SFWMD	Broward	Fort Lauderdale – G.T. Lohmeyer WWTP	FLA041378	55.7	Not reported.
SED	SFWMD	Broward	Sunrise No. 1 WWTP (Springtree)	FLA041947	10	Not reported.
SED	SFWMD	Broward	Sunrise No 3. WWTP (Sawgrass)	FLA042641	20	Not reported.

Florida Department of Environmental Protection  
2022 Reuse Inventory | November 2023

DEP District Office	Water Management District	County	Facility Name*	Facility ID	Capacity (mgd)	Flow (mgd)
NWD	NFWWMD	Calhoun	Blountstown WWTP	FL0026867	1.5	Not reported.
SD	SFWWMD	Charlotte	Riverwoods Utilities WWTP	FLA014060	0.41	0.145
SD	SFWMD	Charlotte	Charlotte County Utilities – Burnt Store WWTP	FLA014083	2.5	Not reported.
SD	SFWMD	Charlotte	City of Punta Gorda WWTP	FLA118371	3.2	Not reported.
SWD	SFWWMD	Citrus	Meadowcrest WWTF	FLA011845	2	Not reported.
SWD	SFWWMD	Citrus	City of Inverness WWTF	FLA011847	1.5	Not reported.
NED	SJRWMD	Clay	FANG – Camp Blanding WWTF	FL0022853	0.9	0.12
NED	SJRWMD	Clay	Orange Park WWTF	FL0023922	2.5	0.89
NED	SJRWMD	Clay	Miller Street WWTF	FL0025151	4.99	1.35
NED	SJRWMD	Clay	South Plant – Green Cove Springs WWTF	FL0030210	0.5	0.24
SD	SFWMD	Collier	Immokalee WWTP	FLA014132	4	Not reported.
SD	SFWMD	Collier	Everglades City WWTF	FLA027618	0.115	Not reported.
SD	SFWWMD	Desoto	William Tyson WWTP	FL0027511	2	0.82
NED	SJRWMD	Duval	USN Mayport Naval Station WWTF	FL0000922	2	0.54
NED	SJRWMD	Duval	Neptune Beach WWTF	FL0020427	1.5	0.63
NED	SJRWMD	Duval	Monterey WRF	FL0023604	3.6	1.48
NED	SJRWMD	Duval	Buckman WWTF	FL0026000	52.5	28.38
NED	SJRWMD	Duval	Southwest District WWTF	FL0026468	14	10.96
NED	SJRWMD	Duval	Baldwin WWTF	FL0027812	0.4	0.22
NED	SJRWMD	Duval	Atlantic Beach WWTF	FL0038776	3	2

Florida Department of Environmental Protection  
2022 Reuse Inventory | November 2023

DEP District Office	Water Management District	County	Facility Name*	Facility ID	Capacity (mgd)	Flow (mgd)
NWD	NFWWMD	Escambia	Town of Century WWTF	FL0032468	0.675	Not reported.
NED	SJRWMD	Flagler	Flagler Beach WWTF	FL0026611	1	0.63
NWD	NFWWMD	Gadsden	City of Chattahoochee WWTP	FL0027669	0.4	Not reported.
NWD	NFWWMD	Gadsden	Quincy WWTP	FL0029033	1.5	Not reported.
NWD	NFWWMD	Gadsden	Florida State Hospital WWTP	FL0031402	1.3	Not reported.
NWD	NFWWMD	Gulf	City of Wewahitchka "Ricky McMillion" WWTP	FL0020125	0.24	Not reported.
NED	SRWMD	Hamilton	Jasper WWTF	FL0027880	1.2	0.55
SWD	SWFWMD	Hardee	City of Zolfo Springs WWTF	FLA119903	0.2	Not reported.
SWD	SWFWMD	Hardee	City of Bowling Green WWTF	FLA119911	0.32	Not reported.
SWD	SWFWMD	Hernando	Spring Hill WRF	FLA012043	2.5	Not reported.
SD	SWFWMD	Highlands	City of Sebring Cemetery Road WWTP	FLA014311	1.5	1.5
SD	SWFWMD	Highlands	Western Blvd WWTP	FLA014328	0.2	0.03
SD	SWFWMD	Highlands	Tomoka Heights WWTP AKA Placid Utilities	FLA014329	0.2	Not reported.
SD	SWFWMD	Highlands	Sun'N Lake of Sebring Unit 23 WWTP	FLA014389	0.7	Not reported.
SWD	SWFWMD	Hillsborough	H. Curren AWWTP	FL0020940	96	54.56
SWD	SWFWMD	Hillsborough	Plant City WRF	FL0026557	8	4.807
SWD	SWFWMD	Hillsborough	South County Regional AWWTP	FL0028061	10	2.16
SWD	SWFWMD	Hillsborough	Falkenburg Road AWTP	FL0040614	12	4.692

Note:

\*These are facilities with permitted capacities 0.1 mgd or greater that are not otherwise in the reuse inventory because they do not provide reuse per Chapter 62-610, F.A.C.

### Appendix G. Cross-Connection Control Activities

Facility ID	Reuse System Name	Enforced Cross-Connection Control Program?	Accepted Cross-Connection Control Program?	Number of Cross-Connections Reported	Number of Cross-Connections Eliminated	Number of New Connections	Number of New Connections Inspected	Inspection Frequency	Non-residential Inspection Frequency	Number of Existing Connections Inspected
FL0000957	USN NAS Jacksonville WWTF	Y	Y	0	0	0	0	Not inspected.	As needed.	0
FL0003174	Hurlburt Field AWWTP	Y	Y	0	0	0	0	Not inspected.	As needed.	0
FL0020109	Winter Garden WWTF	Y	Y	0	0	94	94	Initial connection.	Initial connection.	6,231
FL0020141	Sanford/North WWTF	Y	Y	0	0	464	464	2 years.	2 years.	2,427
FL0020231	Jacksonville Beach WWTF	Y	Y	0	0	0	0	Not inspected.	As needed.	0
FL0020303	Deland/Wiley M. Nash Water Reclamation Facility	Y	Y	7	7	54	54	Yearly.	Yearly.	4,035
FL0020532	Ormond Beach WWTF	Y	Y	0	0	92	92	As needed.	As needed.	100
FL0020541	Cape Canaveral WRF	Y	Y	0	0	2	2	2 years.	2 years.	425
FL0020559	Port Orange WWTF	Y	Y	0	0	33	33	Yearly.	Yearly.	7,943
FL0020907	City of Bunnell WWTF	Y	Y	0	0	51	51	As needed.	Monthly.	125
FL0020915	Green Cove Springs – Harbor Road WWTF	Y	Y	0	0	0	0	Monthly.	As needed.	1
FL0021105	Cocoa Beach WRF	Y	Y	0	0	24	24	As needed.	As needed.	0
FL0021261	Fort Myers Central AWWTF	Y	Y	0	0	0	0	Not inspected.	Yearly.	9

Florida Department of Environmental Protection  
2022 Reuse Inventory | November 2023

Facility ID	Reuse System Name	Enforced Cross-Connection Control Program?	Accepted Cross-Connection Control Program?	Number of Cross-Connections Reported	Number of Cross-Connections Eliminated	Number of New Connections	Number of New Connections Inspected	Inspection Frequency	Non-residential Inspection Frequency	Number of Existing Connections Inspected
FL0021326	City of Dunedin Mainland	Y	Y	0	0	230	230	Yearly.	Yearly.	3,855
FL0021431	City of Edgewater	Y	Y	0	0	153	153	Yearly.	Yearly.	600
FL0021466	Auburndale Allred WWTP	Y	Y	0	0	1	1	Not inspected.	Yearly.	2
FL0021512	Panama City Beach WWTP #1	Y	Y	0	0	317	317	Yearly.	Yearly.	2,331
FL0021521	Cocoa Water Reclamation Facility	Y	Y	1	1	17	17	2 years.	2 years.	1,284
FL0021571	City of Rockledge	Y	Y	0	0	27	27	2 years.	2 years.	52
FL0021903	Milton WWTF	Not reported.	Not reported.	Not reported.	Not reported.	Not reported.	Not reported.	Not reported.	Not reported.	Not reported.
FL0021938	St. Augustine WWTF No. 1	Not reported.	Not reported.	Not reported.	Not reported.	Not reported.	Not reported.	Not reported.	Not reported.	Not reported.
FL0023493	Mandarin WRF	Y	Y	0	0	3,094	3,094	5 years.	5 years.	1,557
FL0023922	Orange Park WWTF	Not reported.	Not reported.	Not reported.	Not reported.	Not reported.	Not reported.	Not reported.	Not reported.	Not reported.
FL0023981	Navarre Beach WWTP	Not reported.	Not reported.	Not reported.	Not reported.	Not reported.	Not reported.	Not reported.	Not reported.	Not reported.
FL0024007	ECUA – Pensacola Beach WRF	Y	Y	0	0	0	0	Not inspected.	As needed.	0
FL0024805	MDWASA Central District WWTF	Not reported.	Not reported.	Not reported.	Not reported.	Not reported.	Not reported.	Not reported.	Not reported.	Not reported.
FL0026000	Buckman WWTF	Not reported.	Not reported.	Not reported.	Not reported.	Not reported.	Not reported.	Not reported.	Not reported.	Not reported.
FL0026255	Hollywood Southern Regional WWTF	Y	Y	0	0	0	0	Not inspected.	Yearly.	20

Florida Department of Environmental Protection  
2022 Reuse Inventory | November 2023

Facility ID	Reuse System Name	Enforced Cross-Connection Control Program?	Accepted Cross-Connection Control Program?	Number of Cross-Connections Reported	Number of Cross-Connections Eliminated	Number of New Connections	Number of New Connections Inspected	Inspection Frequency	Non-residential Inspection Frequency	Number of Existing Connections Inspected
FL0026271	City of Naples Water Reclamation Facility	Y	Y	0	0	20	20	As needed.	As needed.	67
FL0026344	City of Boca Raton WWTP	Not reported.	Not reported.	Not reported.	Not reported.	Not reported.	Not reported.	Not reported.	Not reported.	Not reported.
FL0026441	Arlington East WWTF	Y	Y	0	0	3,894	3,894	5 years.	5 years.	891
FL0026450	District II WWTF	Not reported.	Not reported.	Not reported.	Not reported.	Not reported.	Not reported.	Not reported.	Not reported.	Not reported.
FL0026468	Southwest District WWTF	Not reported.	Not reported.	Not reported.	Not reported.	Not reported.	Not reported.	Not reported.	Not reported.	Not reported.
FL0026557	Plant City WRF	Y	Y	1	1	1	1	As needed.	As needed.	0
FL0026603	City of Largo	Y	Y	0	0	53	53	2 years.	Yearly.	127
FL0027251	GRU – Main Street WRF	Y	Y	0	0	0	0	As needed.	As needed.	0
FL0027278	Fort Pierce Utility Authority WWTF	Not reported.	Not reported.	Not reported.	Not reported.	Not reported.	Not reported.	Not reported.	Not reported.	Not reported.
FL0027511	William Tyson WWTP	Y	Y	0	0	0	0	Weekly.	Weekly.	0
FL0027651	City of Oldsmar	Y	Y	0	0	16	16	Yearly.	Yearly.	1,886
FL0027677	Holly Hill WRF	Y	Y	0	0	0	0	Not inspected.	Quarterly.	4
FL0027839	City of Monticello WWTP	Not reported.	Not reported.	Not reported.	Not reported.	Not reported.	Not reported.	Not reported.	Not reported.	Not reported.
FL0028061	South County Regional AWWTP	Y	Y	0	0	482	482	2 years.	Yearly.	0
FL0029033	Quincy WWTP	Not reported.	Not reported.	Not reported.	Not reported.	Not reported.	Not reported.	Not reported.	Not reported.	Not reported.
FL0030007	Everest Parkway WRF	Y	Y	6	6	1,784	1,784	Daily.	Daily.	0
FL0030406	City of Tarpon Springs	Y	Y	0	0	18	18	2 years.	Yearly.	479

Florida Department of Environmental Protection  
2022 Reuse Inventory | November 2023

Facility ID	Reuse System Name	Enforced Cross-Connection Control Program?	Accepted Cross-Connection Control Program?	Number of Cross-Connections Reported	Number of Cross-Connections Eliminated	Number of New Connections	Number of New Connections Inspected	Inspection Frequency	Non-residential Inspection Frequency	Number of Existing Connections Inspected
FL0031216	Cedar Key WRF	Not reported.	Not reported.	Not reported.	Not reported.	Not reported.	Not reported.	Not reported.	Not reported.	Not reported.
FL0031771	Broward Co. North Regional WWTP	Not reported.	Not reported.	Not reported.	Not reported.	Not reported.	Not reported.	Not reported.	Not reported.	Not reported.
FL0031801	ECUA – Bayou Marcus Water Reclamation Facility	Not reported.	Not reported.	Not reported.	Not reported.	Not reported.	Not reported.	Not reported.	Not reported.	Not reported.
FL0032182	MDWASD North District WWTP	Not reported.	Not reported.	Not reported.	Not reported.	Not reported.	Not reported.	Not reported.	Not reported.	Not reported.
FL0033251	Altamonte Springs Regional WRF	Y	Y	0	0	130	130	5 years.	Unknown.	2,471
FL0034649	Loxahatchee Env Control Dist. WWTP	Y	Y	0	0	0	0	5 years.	Not inspected.	692
FL0034789	Mid-County WWTP	Not reported.	Not reported.	Not reported.	Not reported.	Not reported.	Not reported.	Not reported.	Not reported.	Not reported.
FL0035980	South Central Regional WWTP	Y	Y	2	2	34	34	10% annually.	10% annually.	106
FL0036048	City of Winter Haven – WWTP #3	Y	Y	0	0	21	21	Yearly.	Yearly.	0
FL0036251	Wekiva Hunt Club WRF	Y	Y	0	0	0	0	Yearly.	Yearly.	106
FL0038768	Seacoast Utilities Authority PGA Regional WWTF	Y	Y	0	0	0	0	Not inspected.	Weekly.	32
FL0038776	Atlantic Beach WWTF	Y	Y	0	0	0	0	As needed.	As needed.	0



Florida Department of Environmental Protection  
2022 Reuse Inventory | November 2023

Facility ID	Reuse System Name	Enforced Cross-Connection Control Program?	Accepted Cross-Connection Control Program?	Number of Cross-Connections Reported	Number of Cross-Connections Eliminated	Number of New Connections	Number of New Connections Inspected	Inspection Frequency	Non-residential Inspection Frequency	Number of Existing Connections Inspected
FL0038831	Anastasia Island WWTF	Y	Y	0	0	9	9	Initial connection.	6 months.	14
FL0039772	City of Lakeland Glendale WRF	Not reported.	Not reported.	Not reported.	Not reported.	Not reported.	Not reported.	Not reported.	Not reported.	Not reported.
FL0039829	Lee County Utilities – Fiesta Village	Y	Y	0	0	0	0	Initial connection.	Initial connection.	0
FL0040291	Charlotte County Utilities – Eastport WWTP	Y	Y	0	0	19	19	Yearly.	Weekly.	1,999
FL0040436	South Cross Bayou WRF	Not reported.	Not reported.	Not reported.	Not reported.	Not reported.	Not reported.	Not reported.	Not reported.	Not reported.
FL0040622	BCUD/South Beaches	Y	Y	0	0	0	0	As needed.	As needed.	0
FL0041122	Melbourne/Grant Street	Y	Y	0	0	2	2	10 years.	10 years.	0
FL0041424	Palm Beach County Southern Region Water Reclamation Facility	Y	Y	0	0	0	0	As needed.	As needed.	0
FL0041441	Venice Eastside WWTP	Y	Y	0	0	36	36	Yearly.	Yearly.	2,733
FL0041670	Northwest Regional WRF	Not reported.	Not reported.	Not reported.	Not reported.	Not reported.	Not reported.	Not reported.	Not reported.	Not reported.
FL0043079	Hilliard WWTF	Not reported.	Not reported.	Not reported.	Not reported.	Not reported.	Not reported.	Not reported.	Not reported.	Not reported.
FL0043214	Martin County Tropical Farms WWTF	Y	Y	0	0	0	0	Weekly.	Weekly.	12
FL0043591	Julington Creek WRF	Y	Y	0	0	3,094	3,094	5 years.	5 years.	1,557

Florida Department of Environmental Protection  
2022 Reuse Inventory | November 2023

Facility ID	Reuse System Name	Enforced Cross-Connection Control Program?	Accepted Cross-Connection Control Program?	Number of Cross-Connections Reported	Number of Cross-Connections Eliminated	Number of New Connections	Number of New Connections Inspected	Inspection Frequency	Non-residential Inspection Frequency	Number of Existing Connections Inspected
FL0044245	Players Club South WWTF	Y	Y	0	0	0	0	Not inspected.	Daily.	0
FL0044253	Marsh Landing WWTF	Y	Y	0	0	0	0	Not inspected.	Daily.	0
FL0102202	Pace Water System WWTP	Y	Y	0	0	124	124	Initial connection.	Initial connection.	0
FL0102482	South Walton Utility Company WWTP	Y	Y	0	0	0	0	Not inspected.	Quarterly.	17
FL0102679	BCUD/South Central Regional	Y	Y	0	0	415	415	Yearly.	Yearly.	48
FL0102920	Cape Canaveral Air Force Station Regional WWTF	Not reported.	Not reported.	Not reported.	Not reported.	Not reported.	Not reported.	Not reported.	Not reported.	Not reported.
FL0103349	Titusville Blue Heron WRF	Y	Y	0	0	53	53	As needed.	As needed.	4
FL0111392	Daytona Beach Westside Regional WRF	Y	Y	0	0	308	308	2 years.	Yearly.	3,138
FL0112895	Kanapaha WRF	Y	Y	0	0	103	103	As needed.	As needed.	0
FL0116009	Palm Coast WWTF	Y	Y	0	0	3	3	Yearly.	Yearly.	1,388
FL0116793	Nassau Regional WWTF	Y	Y	0	0	0	0	5 years.	5 years.	0
FL0117471	State Road 207 WWTF	Y	Y	0	0	0	0	Not inspected.	Daily.	0
FL0117951	Ponte Vedra WRF	Y	Y	0	0	0	0	Not inspected.	Unknown.	0

Florida Department of Environmental Protection  
2022 Reuse Inventory | November 2023

Facility ID	Reuse System Name	Enforced Cross-Connection Control Program?	Accepted Cross-Connection Control Program?	Number of Cross-Connections Reported	Number of Cross-Connections Eliminated	Number of New Connections	Number of New Connections Inspected	Inspection Frequency	Non-residential Inspection Frequency	Number of Existing Connections Inspected
FL0122076	Rice Creek WWTF	Not reported.	Not reported.	Not reported.	Not reported.	Not reported.	Not reported.	Not reported.	Not reported.	Not reported.
FL0127434	City of New Port Richey WWTF	Not reported.	Not reported.	Not reported.	Not reported.	Not reported.	Not reported.	Not reported.	Not reported.	Not reported.
FL0139475	SLCUD South Hutchinson Island Water Reclamation Facility	Y	Y	0	0	0	0	Monthly.	Not inspected.	12
FL0141356	Collier County South County WRF	Y	Y	0	0	73	73	5 years.	As needed.	0
FL0167959	Military Point Regional AWT Facility	Y	N	0	0	0	0	Not inspected.	Yearly.	0
FL0172090	New Smyrna Beach Water Reclamation Facility	Y	Y	0	0	308	308	2 years.	Yearly.	4,017
FL0173371	Spencer's Crossing WWTF	Y	Y	0	0	978	978	Initial connection.	Initial connection.	3,519
FL0174441	Blacks Ford WRF	Y	Y	0	0	3,094	3,094	5 years.	5 years.	1,557
FL0186261	City of Clearwater Master Reuse System	Y	Y	0	0	65	65	Yearly.	Yearly.	6,407
FL0471275	Central Region Reclaimed Water facility	N	N	0	0	0	0	As needed.	As needed.	0
FL0474029	Manatee County Master Reuse System	Y	Y	3	3	0	0	Yearly.	Yearly.	15,424

Florida Department of Environmental Protection  
2022 Reuse Inventory | November 2023

Facility ID	Reuse System Name	Enforced Cross-Connection Control Program?	Accepted Cross-Connection Control Program?	Number of Cross-Connections Reported	Number of Cross-Connections Eliminated	Number of New Connections	Number of New Connections Inspected	Inspection Frequency	Non-residential Inspection Frequency	Number of Existing Connections Inspected
FL0559351	ECUA – Central Water Reclamation Facility	Y	Y	0	0	0	0	As needed.	As needed.	0
FL0670651	Northwest Wastewater Treatment Plant	Y	Y	0	0	336	336	Daily.	6 months.	705
FL0710008	Palm Coast WWTF #2	Y	Y	0	0	105	105	Yearly.	Yearly.	114
FL0824381	Braden River Utility	Y	Y	0	0	1,832	1,832	Monthly.	Monthly.	468
FL0A00002	Northeast Regional WWTF	Y	Y	0	0	725	725	Yearly.	Yearly.	6,025
FLA010105	Gulf Correctional Institution WWTP	Not reported.	Not reported.	Not reported.	Not reported.	Not reported.	Not reported.	Not reported.	Not reported.	Not reported.
FLA010115	Town of Sneads WWTF	N	N	0	0	0	0	Not inspected.	Not inspected.	0
FLA010127	Jackson Correctional Institution WWTP	Not reported.	Not reported.	Not reported.	Not reported.	Not reported.	Not reported.	Not reported.	Not reported.	Not reported.
FLA010139	T.P. Smith Water Reclamation Facility	Y	Y	0	0	0	0	As needed.	As needed.	0
FLA010179	Liberty Correctional Institution WWTP	Not reported.	Not reported.	Not reported.	Not reported.	Not reported.	Not reported.	Not reported.	Not reported.	Not reported.
FLA010181	Jerry D. Mitchem WRF at Bob Sikes Industrial Park	Not reported.	Not reported.	Not reported.	Not reported.	Not reported.	Not reported.	Not reported.	Not reported.	Not reported.

Florida Department of Environmental Protection  
2022 Reuse Inventory | November 2023

Facility ID	Reuse System Name	Enforced Cross-Connection Control Program?	Accepted Cross-Connection Control Program?	Number of Cross-Connections Reported	Number of Cross-Connections Eliminated	Number of New Connections	Number of New Connections Inspected	Inspection Frequency	Non-residential Inspection Frequency	Number of Existing Connections Inspected
FLA010182	Russell F.W. Stephenson WWTF	Not reported.	Not reported.	Not reported.	Not reported.	Not reported.	Not reported.	Not reported.	Not reported.	Not reported.
FLA010191	Mary Esther WWTP	Not reported.	Not reported.	Not reported.	Not reported.	Not reported.	Not reported.	Not reported.	Not reported.	Not reported.
FLA010193	Crestview WWTP	Not reported.	Not reported.	Not reported.	Not reported.	Not reported.	Not reported.	Not reported.	Not reported.	Not reported.
FLA010194	George F. French Water Reclamation Facility	Y	Y	1	1	4	4	As needed.	As needed.	0
FLA010202	Okaloosa Correctional Institution WWTF	Not reported.	Not reported.	Not reported.	Not reported.	Not reported.	Not reported.	Not reported.	Not reported.	Not reported.
FLA010211	Holley-Navarre Wastewater Treatment Facility	Y	Y	0	0	0	0	Not inspected.	Not inspected.	0
FLA010225	Wakulla County – Otter Creek WWTP	Y	Y	0	0	0	0	Not inspected.	Not inspected.	0
FLA010254	Walton Correctional Institution WWTP	Not reported.	Not reported.	Not reported.	Not reported.	Not reported.	Not reported.	Not reported.	Not reported.	Not reported.
FLA010323	Melbourne/ D.B. Lee WWTP	Y	Y	0	0	4	4	10 years.	10 years.	0
FLA010332	West Melbourne/ Ray Bullard	Y	Y	0	0	0	0	Yearly.	Yearly.	2,101
FLA010342	Pinewood Village MHP	Not reported.	Not reported.	Not reported.	Not reported.	Not reported.	Not reported.	Not reported.	Not reported.	Not reported.

Florida Department of Environmental Protection  
2022 Reuse Inventory | November 2023

Facility ID	Reuse System Name	Enforced Cross-Connection Control Program?	Accepted Cross-Connection Control Program?	Number of Cross-Connections Reported	Number of Cross-Connections Eliminated	Number of New Connections	Number of New Connections Inspected	Inspection Frequency	Non-residential Inspection Frequency	Number of Existing Connections Inspected
FLA010431	IRCUD/ Central (Gifford) WWTF	Y	Y	0	0	0	0	Not inspected.	Monthly.	10
FLA010507	Eustis Bates Avenue WWTF	Y	Y	0	0	91	91	Yearly.	Yearly.	656
FLA010509	Tavares/ Woodlea Road WWTF	Y	Y	0	0	50	50	Yearly.	Not inspected.	120
FLA010509	Tavares/ Woodlea Road WWTF	Y	Y	0	0	100	100	Yearly.	Yearly.	100
FLA010515	Clermont – East	Y	Y	0	0	529	529	Yearly.	Monthly.	7,752
FLA010538	Clerbrook RV Resorts	Not reported.	Not reported.	Not reported.	Not reported.	Not reported.	Not reported.	Not reported.	Not reported.	Not reported.
FLA010555	Villages WWTF	Y	Y	0	0	0	0	Not inspected.	Yearly.	1
FLA010570	Pennbrooke Fairways	Y	Y	0	0	0	0	Not inspected.	Not inspected.	0
FLA010630	Lake Groves WWTF	Y	Y	0	0	0	0	Monthly.	Not inspected.	0
FLA010634	Southlake Utilities WWTF	Not reported.	Not reported.	Not reported.	Not reported.	Not reported.	Not reported.	Not reported.	Not reported.	Not reported.
FLA010657	Mid Florida Lakes WWTF	Not reported.	Not reported.	Not reported.	Not reported.	Not reported.	Not reported.	Not reported.	Not reported.	Not reported.
FLA010660	Lake Correctional Institution	Not reported.	Not reported.	Not reported.	Not reported.	Not reported.	Not reported.	Not reported.	Not reported.	Not reported.
FLA010678	City of Bellevue	Y	Y	0	0	0	0	Not inspected.	Daily.	2
FLA010680	Ocala WRF #2	Y	Y	0	0	0	0	As needed.	As needed.	0
FLA010741	MCUD Stonecrest WWTF	Y	Y	0	0	0	0	Not inspected.	Yearly.	2

Florida Department of Environmental Protection  
2022 Reuse Inventory | November 2023

Facility ID	Reuse System Name	Enforced Cross-Connection Control Program?	Accepted Cross-Connection Control Program?	Number of Cross-Connections Reported	Number of Cross-Connections Eliminated	Number of New Connections	Number of New Connections Inspected	Inspection Frequency	Non-residential Inspection Frequency	Number of Existing Connections Inspected
FLA010814	Orlando – Conserv II WRF	Y	Y	0	0	0	0	2 years.	Yearly.	300
FLA010815	Ocoee WWTF	Y	Y	0	0	25	25	10% annually.	10% annually.	642
FLA010816	Orlando – Conserv I WWTF	Y	Y	0	0	74	74	2 years.	Yearly.	1,710
FLA010818	Apopka WRF – Project Arrow	Y	Y	0	0	632	632	As needed.	As needed.	269
FLA010819	Winter Park Estates WWTF	Y	Y	0	0	0	0	Not inspected.	Yearly.	0
FLA010823	Fairways Country Club WWTF	N	N	0	0	0	0	As needed.	As needed.	0
FLA010835	Gulfstream Harbor WWTF	Not reported.	Not reported.	Not reported.	Not reported.	Not reported.	Not reported.	Not reported.	Not reported.	Not reported.
FLA010871	Rock Springs MHP WWTF	Not reported.	Not reported.	Not reported.	Not reported.	Not reported.	Not reported.	Not reported.	Not reported.	Not reported.
FLA010900	Wedgfield WWTF	Y	Y	0	0	0	0	Not inspected.	Yearly.	0
FLA010958	TWA – Sandhill Road WWTF	Y	Y	0	0	162	162	10 years.	10 years.	8,570
FLA010960	TWA – Parkway WWTF	Y	Y	0	0	347	347	10 years.	10 years.	0
FLA010962	St. Cloud Southside WRF	Y	Y	0	0	1,027	1,027	Yearly.	Yearly.	0
FLA010983	TWA – Camelot S/D WWTF	Y	Y	0	0	431	431	10 years.	10 years.	5,994
FLA011029	Southport Park	Not reported.	Not reported.	Not reported.	Not reported.	Not reported.	Not reported.	Not reported.	Not reported.	Not reported.

Florida Department of Environmental Protection  
2022 Reuse Inventory | November 2023

Facility ID	Reuse System Name	Enforced Cross-Connection Control Program?	Accepted Cross-Connection Control Program?	Number of Cross-Connections Reported	Number of Cross-Connections Eliminated	Number of New Connections	Number of New Connections Inspected	Inspection Frequency	Non-residential Inspection Frequency	Number of Existing Connections Inspected
FLA011047	Outdoor Resorts at Orlando WWTF	Not reported.	Not reported.	Not reported.	Not reported.	Not reported.	Not reported.	Not reported.	Not reported.	Not reported.
FLA011047	Outdoor Resorts at Orlando WWTF	Not reported.	Not reported.	Not reported.	Not reported.	Not reported.	Not reported.	Not reported.	Not reported.	Not reported.
FLA011066	Casselberry WRF	Y	Y	0	0	14	11	Yearly.	Yearly.	563
FLA011076	Chuluota WWTF	N	N	0	0	0	0	Unknown.	Unknown.	0
FLA011085	Palm Valley MHP WWTF	N	N	0	0	0	0	As needed.	As needed.	0
FLA011086	SCES/Greenwood Lakes WRF	Y	Y	0	0	0	0	5 years.	Yearly.	94
FLA011113	Samsula Academy WWTF	Not reported.	Not reported.	Not reported.	Not reported.	Not reported.	Not reported.	Not reported.	Not reported.	Not reported.
FLA011121	VC/ Southwest WWTF-2	Y	Y	0	0	2	2	10% annually.	Yearly.	22
FLA011128	VC/ Southwest Regional WWTF-1	Y	Y	0	0	170	170	10% annually.	Yearly.	213
FLA011131	VC/ Halifax Plantation WWTF-8	Not reported.	Not reported.	Not reported.	Not reported.	Not reported.	Not reported.	Not reported.	Not reported.	Not reported.
FLA011151	Windemere Shores Condo	Not reported.	Not reported.	Not reported.	Not reported.	Not reported.	Not reported.	Not reported.	Not reported.	Not reported.
FLA011154	Cypress Point WWTF (Golf & RV Campgd.)	Not reported.	Not reported.	Not reported.	Not reported.	Not reported.	Not reported.	Not reported.	Not reported.	Not reported.
FLA011156	Van Lee Condominiums WWTF	Not reported.	Not reported.	Not reported.	Not reported.	Not reported.	Not reported.	Not reported.	Not reported.	Not reported.



Florida Department of Environmental Protection  
2022 Reuse Inventory | November 2023

Facility ID	Reuse System Name	Enforced Cross-Connection Control Program?	Accepted Cross-Connection Control Program?	Number of Cross-Connections Reported	Number of Cross-Connections Eliminated	Number of New Connections	Number of New Connections Inspected	Inspection Frequency	Non-residential Inspection Frequency	Number of Existing Connections Inspected
FLA011159	Applegate Estates MHP WWTF	Not reported.	Not reported.	Not reported.	Not reported.	Not reported.	Not reported.	Not reported.	Not reported.	Not reported.
FLA011162	Ocean House Condominium WWTF	Not reported.	Not reported.	Not reported.	Not reported.	Not reported.	Not reported.	Not reported.	Not reported.	Not reported.
FLA011169	Villages of Pine Run	Not reported.	Not reported.	Not reported.	Not reported.	Not reported.	Not reported.	Not reported.	Not reported.	Not reported.
FLA011173	Sugar Mill Ruins Travel Park WWTF	Not reported.	Not reported.	Not reported.	Not reported.	Not reported.	Not reported.	Not reported.	Not reported.	Not reported.
FLA011193	Tymber Creek WWTF	Not reported.	Not reported.	Not reported.	Not reported.	Not reported.	Not reported.	Not reported.	Not reported.	Not reported.
FLA011197	Arlington Square Apartments WWTF	Not reported.	Not reported.	Not reported.	Not reported.	Not reported.	Not reported.	Not reported.	Not reported.	Not reported.
FLA011198	Lakeview Terrace MHP	Not reported.	Not reported.	Not reported.	Not reported.	Not reported.	Not reported.	Not reported.	Not reported.	Not reported.
FLA011199	Lake Helen Mobile Home Villas	Not reported.	Not reported.	Not reported.	Not reported.	Not reported.	Not reported.	Not reported.	Not reported.	Not reported.
FLA011203	Quality Inn WWTF	Not reported.	Not reported.	Not reported.	Not reported.	Not reported.	Not reported.	Not reported.	Not reported.	Not reported.
FLA011208	Meadowlea Estates WWTF	Not reported.	Not reported.	Not reported.	Not reported.	Not reported.	Not reported.	Not reported.	Not reported.	Not reported.
FLA011209	El Dorado Estates WWTF	Not reported.	Not reported.	Not reported.	Not reported.	Not reported.	Not reported.	Not reported.	Not reported.	Not reported.
FLA011212	Sunny Sands Resort	Not reported.	Not reported.	Not reported.	Not reported.	Not reported.	Not reported.	Not reported.	Not reported.	Not reported.
FLA011217	Orangewood Mobile Home Park	Not reported.	Not reported.	Not reported.	Not reported.	Not reported.	Not reported.	Not reported.	Not reported.	Not reported.
FLA011220	Days Inn of Orange City WWTF	Not reported.	Not reported.	Not reported.	Not reported.	Not reported.	Not reported.	Not reported.	Not reported.	Not reported.

Florida Department of Environmental Protection  
2022 Reuse Inventory | November 2023

Facility ID	Reuse System Name	Enforced Cross-Connection Control Program?	Accepted Cross-Connection Control Program?	Number of Cross-Connections Reported	Number of Cross-Connections Eliminated	Number of New Connections	Number of New Connections Inspected	Inspection Frequency	Non-residential Inspection Frequency	Number of Existing Connections Inspected
FLA011235	Kove Estates	Not reported.	Not reported.	Not reported.	Not reported.	Not reported.	Not reported.	Not reported.	Not reported.	Not reported.
FLA011236	Emerald Palms WWTF	Not reported.	Not reported.	Not reported.	Not reported.	Not reported.	Not reported.	Not reported.	Not reported.	Not reported.
FLA011239	Encore Daytona North WWTF	Not reported.	Not reported.	Not reported.	Not reported.	Not reported.	Not reported.	Not reported.	Not reported.	Not reported.
FLA011259	Regency Plaza Condominium	Not reported.	Not reported.	Not reported.	Not reported.	Not reported.	Not reported.	Not reported.	Not reported.	Not reported.
FLA011263	St. Johns River Club Condominium WWTF	Not reported.	Not reported.	Not reported.	Not reported.	Not reported.	Not reported.	Not reported.	Not reported.	Not reported.
FLA011276	Hontoon Island State Park	Not reported.	Not reported.	Not reported.	Not reported.	Not reported.	Not reported.	Not reported.	Not reported.	Not reported.
FLA011290	City of Alachua AWRF	Y	Y	0	0	0	0	Not inspected.	Monthly.	2
FLA011291	Hawthorne WWTF	Not reported.	Not reported.	Not reported.	Not reported.	Not reported.	Not reported.	Not reported.	Not reported.	Not reported.
FLA011322	University of Florida WWTF (FDOE)	Y	Y	0	0	4	4	Yearly.	Yearly.	40
FLA011332	Baker Correctional Institution WWTF	N	Y	0	0	0	0	Unknown.	Unknown.	0
FLA011593	Maritime Estates I WWTF	Not reported.	Not reported.	Not reported.	Not reported.	Not reported.	Not reported.	Not reported.	Not reported.	Not reported.
FLA011597	Plantation Bay WWTF	N	N	0	0	0	0	Not inspected.	Not inspected.	0
FLA011599	Matanzas Shores WWTF	Not reported.	Not reported.	Not reported.	Not reported.	Not reported.	Not reported.	Not reported.	Not reported.	Not reported.
FLA011601	Bulow Village WWTF	Not reported.	Not reported.	Not reported.	Not reported.	Not reported.	Not reported.	Not reported.	Not reported.	Not reported.

Florida Department of Environmental Protection  
2022 Reuse Inventory | November 2023

Facility ID	Reuse System Name	Enforced Cross-Connection Control Program?	Accepted Cross-Connection Control Program?	Number of Cross-Connections Reported	Number of Cross-Connections Eliminated	Number of New Connections	Number of New Connections Inspected	Inspection Frequency	Non-residential Inspection Frequency	Number of Existing Connections Inspected
FLA011602	Dunes Community Development District WWTF	Y	Y	0	0	56	56	During testing.	During testing.	68
FLA011604	Maritime Estates II	Not reported.	Not reported.	Not reported.	Not reported.	Not reported.	Not reported.	Not reported.	Not reported.	Not reported.
FLA011611	Flagler-By-The-Sea WWTF	Not reported.	Not reported.	Not reported.	Not reported.	Not reported.	Not reported.	Not reported.	Not reported.	Not reported.
FLA011620	Lancaster Correctional Institution WWTF	Not reported.	Not reported.	Not reported.	Not reported.	Not reported.	Not reported.	Not reported.	Not reported.	Not reported.
FLA011623	Jennings WWTF	Not reported.	Not reported.	Not reported.	Not reported.	Not reported.	Not reported.	Not reported.	Not reported.	Not reported.
FLA011648	Chiefland WWTF	Not reported.	Not reported.	Not reported.	Not reported.	Not reported.	Not reported.	Not reported.	Not reported.	Not reported.
FLA011688	Nassau Amelia Utilities WWTF	N	N	0	0	0	0	Not inspected.	Monthly.	3
FLA011709	Bass Capital Mobile Home Park WWTF	Not reported.	Not reported.	Not reported.	Not reported.	Not reported.	Not reported.	Not reported.	Not reported.	Not reported.
FLA011713	Economy Inn Motel WWTF – Palatka	Not reported.	Not reported.	Not reported.	Not reported.	Not reported.	Not reported.	Not reported.	Not reported.	Not reported.
FLA011765	North Beach Utilities WWTF	Not reported.	Not reported.	Not reported.	Not reported.	Not reported.	Not reported.	Not reported.	Not reported.	Not reported.
FLA011773	Ponce De Leon WWTF	Not reported.	Not reported.	Not reported.	Not reported.	Not reported.	Not reported.	Not reported.	Not reported.	Not reported.
FLA011805	Live Oak WWTF	Y	Y	0	0	0	0	As needed.	As needed.	0
FLA011819	Advent Christian Village WWTF	Not reported.	Not reported.	Not reported.	Not reported.	Not reported.	Not reported.	Not reported.	Not reported.	Not reported.

Florida Department of Environmental Protection  
2022 Reuse Inventory | November 2023

Facility ID	Reuse System Name	Enforced Cross-Connection Control Program?	Accepted Cross-Connection Control Program?	Number of Cross-Connections Reported	Number of Cross-Connections Eliminated	Number of New Connections	Number of New Connections Inspected	Inspection Frequency	Non-residential Inspection Frequency	Number of Existing Connections Inspected
FLA011844	Brentwood Regional WWTF	Not reported.	Not reported.	Not reported.	Not reported.	Not reported.	Not reported.	Not reported.	Not reported.	Not reported.
FLA011845	Meadowcrest WWTF	Y	Y	0	0	0	0	Not inspected.	As needed.	0
FLA011847	City of Inverness WWTF	N	N	0	0	0	0	As needed.	As needed.	0
FLA011848	City of Crystal River WWTF	Not reported.	Not reported.	Not reported.	Not reported.	Not reported.	Not reported.	Not reported.	Not reported.	Not reported.
FLA011869	Beverly Hills WWTF	Not reported.	Not reported.	Not reported.	Not reported.	Not reported.	Not reported.	Not reported.	Not reported.	Not reported.
FLA011893	Point O Woods	Y	Y	0	0	0	0	Not inspected.	As needed.	0
FLA011903	Southwest Regional Water R. F. FKA Sugarmill Woods WWTF	Not reported.	Not reported.	Not reported.	Not reported.	Not reported.	Not reported.	Not reported.	Not reported.	Not reported.
FLA012031	Ridge Manor Subregional WWTF	Not reported.	Not reported.	Not reported.	Not reported.	Not reported.	Not reported.	Not reported.	Not reported.	Not reported.
FLA012036	William S. Smith Water Reclamation Facility	Y	Y	0	0	15	15	2 years.	Not inspected.	0
FLA012043	Spring Hill WRF	Y	Y	0	0	0	0	Not inspected.	As needed.	1
FLA012069	Glen Water Reclamation Facility	Y	Y	0	0	0	0	As needed.	As needed.	1
FLA012169	Riverside Club WWTP	Not reported.	Not reported.	Not reported.	Not reported.	Not reported.	Not reported.	Not reported.	Not reported.	Not reported.
FLA012343	Bonita Springs Utilities East WRF	Y	Y	0	0	2	2	During testing.	Yearly.	553

Florida Department of Environmental Protection  
2022 Reuse Inventory | November 2023

Facility ID	Reuse System Name	Enforced Cross-Connection Control Program?	Accepted Cross-Connection Control Program?	Number of Cross-Connections Reported	Number of Cross-Connections Eliminated	Number of New Connections	Number of New Connections Inspected	Inspection Frequency	Non-residential Inspection Frequency	Number of Existing Connections Inspected
FLA012683	On Top of The World South WWTF	Y	Y	0	0	0	0	Not inspected.	Monthly.	8
FLA012693	Rainbow Springs Fifth Replat WWTF	Not reported.	Not reported.	Not reported.	Not reported.	Not reported.	Not reported.	Not reported.	Not reported.	Not reported.
FLA012697	MCUD/Oak Run	Y	Y	0	0	0	0	Not inspected.	Yearly.	3
FLA012768	Jasmine Lakes WWTF	Not reported.	Not reported.	Not reported.	Not reported.	Not reported.	Not reported.	Not reported.	Not reported.	Not reported.
FLA012773	Palm Terrace Gardens	Not reported.	Not reported.	Not reported.	Not reported.	Not reported.	Not reported.	Not reported.	Not reported.	Not reported.
FLA012801	Forest Lake Estates WWTP	Not reported.	Not reported.	Not reported.	Not reported.	Not reported.	Not reported.	Not reported.	Not reported.	Not reported.
FLA012881	St. Petersburg Master Urban Reuse System	Y	Y	0	0	78	65	2 years.	2 years.	1,314
FLA012905	On Top of The World WWTP	Y	Y	0	0	0	0	Monthly.	Monthly.	540
FLA012949	Sun Ray WWTP	Not reported.	Not reported.	Not reported.	Not reported.	Not reported.	Not reported.	Not reported.	Not reported.	Not reported.
FLA012954	Southwest Regional WWTP	Y	Y	0	0	206	206	Yearly.	Yearly.	2,220
FLA012968	Waverly WWTF	Not reported.	Not reported.	Not reported.	Not reported.	Not reported.	Not reported.	Not reported.	Not reported.	Not reported.
FLA012975	City of Lake Alfred	Not reported.	Not reported.	Not reported.	Not reported.	Not reported.	Not reported.	Not reported.	Not reported.	Not reported.
FLA012976	City of Bartow WRF	Not reported.	Not reported.	Not reported.	Not reported.	Not reported.	Not reported.	Not reported.	Not reported.	Not reported.
FLA013016	Greenelefe Resort Center	Not reported.	Not reported.	Not reported.	Not reported.	Not reported.	Not reported.	Not reported.	Not reported.	Not reported.
FLA013082	Sweetwater Golf & Tennis Club WWTP	Y	Y	0	0	0	0	Not inspected.	As needed.	1
FLA013103	Swiss Golf Club	Not reported.	Not reported.	Not reported.	Not reported.	Not reported.	Not reported.	Not reported.	Not reported.	Not reported.

Florida Department of Environmental Protection  
2022 Reuse Inventory | November 2023

Facility ID	Reuse System Name	Enforced Cross-Connection Control Program?	Accepted Cross-Connection Control Program?	Number of Cross-Connections Reported	Number of Cross-Connections Eliminated	Number of New Connections	Number of New Connections Inspected	Inspection Frequency	Non-residential Inspection Frequency	Number of Existing Connections Inspected
FLA013123	Cypress Lakes WWTP	Not reported.	Not reported.	Not reported.	Not reported.	Not reported.	Not reported.	Not reported.	Not reported.	Not reported.
FLA013360	Polk Correctional Institution	Not reported.	Not reported.	Not reported.	Not reported.	Not reported.	Not reported.	Not reported.	Not reported.	Not reported.
FLA013378	City of North Port WWTP	Y	Y	0	0	8	8	2 years.	2 years.	95
FLA013558	Sumter Correctional Institution WWTF	Y	Y	0	0	0	0	Unknown.	10% annually.	0
FLA013580	Sunrise Southwest WWTP	Not reported.	Not reported.	Not reported.	Not reported.	Not reported.	Not reported.	Not reported.	Not reported.	Not reported.
FLA013581	Pompano Beach Community Park Reuse City	Y	Y	0	0	107	107	10 years.	10 years.	384
FLA013609	City of Homestead	Not reported.	Not reported.	Not reported.	Not reported.	Not reported.	Not reported.	Not reported.	Not reported.	Not reported.
FLA013706	Okeelanta Corporation	Not reported.	Not reported.	Not reported.	Not reported.	Not reported.	Not reported.	Not reported.	Not reported.	Not reported.
FLA013881	Martin Correctional Institute	N	N	0	0	0	0	Unknown.	Unknown.	0
FLA013881	Martin Correctional Institute	Y	Y	0	0	0	0	Not inspected.	Not inspected.	0
FLA013940	Okeechobee Correctional WWTF	Not reported.	Not reported.	Not reported.	Not reported.	Not reported.	Not reported.	Not reported.	Not reported.	Not reported.
FLA013969	St. Lucie County Utilities Holiday Pines WWTF	Y	Y	0	0	0	0	Not inspected.	Monthly.	0

Florida Department of Environmental Protection  
2022 Reuse Inventory | November 2023

Facility ID	Reuse System Name	Enforced Cross-Connection Control Program?	Accepted Cross-Connection Control Program?	Number of Cross-Connections Reported	Number of Cross-Connections Eliminated	Number of New Connections	Number of New Connections Inspected	Inspection Frequency	Non-residential Inspection Frequency	Number of Existing Connections Inspected
FLA013980	Island Dunes Country Club WWTF	Y	Y	0	0	0	0	Yearly.	Yearly.	0
FLA013982	Meadowood Community Association Inc. WWTF	Y	Y	0	0	0	0	Yearly.	Yearly.	0
FLA013986	Harbour Ridge Wastewater Treatment Facility	Y	Y	0	0	0	0	Not inspected.	Daily.	2
FLA013993	St. Lucie West Services District	Y	Y	0	0	11	11	During testing.	During testing.	10
FLA014083	Charlotte County Utilities – Burnt Store WWTP	Y	Y	0	0	0	0	Yearly.	Monthly.	25
FLA014126	Englewood Water District WRF	Y	Y	0	0	0	0	Weekly.	Monthly.	19
FLA014130	Charlotte Correctional Institution WWTP	Y	Y	0	0	0	0	Not inspected.	Daily.	1
FLA014132	Immokalee WWTP	Not reported.	Not reported.	Not reported.	Not reported.	Not reported.	Not reported.	Not reported.	Not reported.	Not reported.
FLA014165	NE Utilities WWTP	Not reported.	Not reported.	Not reported.	Not reported.	Not reported.	Not reported.	Not reported.	Not reported.	Not reported.
FLA014167	Marco Island Utilities WWTP	Y	Y	0	0	0	0	Not inspected.	Yearly.	169
FLA014283	City of Labelle – WWTP #1	Not reported.	Not reported.	Not reported.	Not reported.	Not reported.	Not reported.	Not reported.	Not reported.	Not reported.
FLA014290	Port Labelle WWTP	Not reported.	Not reported.	Not reported.	Not reported.	Not reported.	Not reported.	Not reported.	Not reported.	Not reported.

Florida Department of Environmental Protection  
2022 Reuse Inventory | November 2023

Facility ID	Reuse System Name	Enforced Cross-Connection Control Program?	Accepted Cross-Connection Control Program?	Number of Cross-Connections Reported	Number of Cross-Connections Eliminated	Number of New Connections	Number of New Connections Inspected	Inspection Frequency	Non-residential Inspection Frequency	Number of Existing Connections Inspected
FLA014311	City of Sebring Cemetery Road WWTP	Not reported.	Not reported.	Not reported.	Not reported.	Not reported.	Not reported.	Not reported.	Not reported.	Not reported.
FLA014313	City of Avon Park WWTP	Not reported.	Not reported.	Not reported.	Not reported.	Not reported.	Not reported.	Not reported.	Not reported.	Not reported.
FLA014328	Western Blvd WWTP	Not reported.	Not reported.	Not reported.	Not reported.	Not reported.	Not reported.	Not reported.	Not reported.	Not reported.
FLA014329	Tomoka Heights WWTP AKA Placid Utilities	Not reported.	Not reported.	Not reported.	Not reported.	Not reported.	Not reported.	Not reported.	Not reported.	Not reported.
FLA014389	Sun'N Lake of Sebring Unit 23 WWTP	Not reported.	Not reported.	Not reported.	Not reported.	Not reported.	Not reported.	Not reported.	Not reported.	Not reported.
FLA014430	Donax Water Reclamation Facility	Y	Y	0	0	0	0	Monthly.	Monthly.	75
FLA014443	Bonita Springs Water Reclamation (West)	Y	Y	0	0	1	1	During testing.	Yearly.	157
FLA014478	Forest Utilities WWTP	Y	Y	0	0	0	0	Not inspected.	Not inspected.	0
FLA014498	Eagle Ridge WWTP	Y	Y	0	0	0	0	Not inspected.	Not inspected.	0
FLA014505	Cross Creek WWTF	Y	Y	0	0	0	0	Not inspected.	Not inspected.	0
FLA014542	Gateway Water Reclamation Facility	Y	Y	0	0	0	0	Initial connection.	Initial connection.	0
FLA014641	Gasparilla Island Water Domestic DIW	Y	Y	0	0	0	0	Not inspected.	Daily.	1
FLA014772	Duck Key Wastewater Cooperative	Y	Y	0	0	7	7	8 years.	Yearly.	5



Florida Department of Environmental Protection  
2022 Reuse Inventory | November 2023

Facility ID	Reuse System Name	Enforced Cross-Connection Control Program?	Accepted Cross-Connection Control Program?	Number of Cross-Connections Reported	Number of Cross-Connections Eliminated	Number of New Connections	Number of New Connections Inspected	Inspection Frequency	Non-residential Inspection Frequency	Number of Existing Connections Inspected
FLA015009	North Key Largo WWTP	Y	Y	0	0	0	0	Not inspected.	Not inspected.	0
FLA016268	Sun'N Lake of Sebring Unit 4 WWTP	Not reported.	Not reported.	Not reported.	Not reported.	Not reported.	Not reported.	Not reported.	Not reported.	Not reported.
FLA016544	Winco Utilities, Inc. WWTP	Not reported.	Not reported.	Not reported.	Not reported.	Not reported.	Not reported.	Not reported.	Not reported.	Not reported.
FLA016559	City of Auburndale Regional WWTF	Y	N	0	0	0	0	Unknown.	Unknown.	0
FLA016779	Sundial Utilities WWTP	Not reported.	Not reported.	Not reported.	Not reported.	Not reported.	Not reported.	Not reported.	Not reported.	Not reported.
FLA017025	City of Miramar	Y	Y	0	0	11	11	Quarterly.	Quarterly.	85
FLA017133	Little Sumter Utility Co. WWTF	Y	Y	0	0	0	0	Not inspected.	Yearly.	0
FLA017223	Hernando County Airport WRF	Not reported.	Not reported.	Not reported.	Not reported.	Not reported.	Not reported.	Not reported.	Not reported.	Not reported.
FLA017413	VC/Southeast WWTF-7	Y	Y	0	0	0	0	Not inspected.	Not inspected.	0
FLA017466	Sailfish Point WWTF	Y	Y	0	0	0	0	Not inspected.	Not inspected.	0
FLA020206	City of Port St. Joe WWTF	Not reported.	Not reported.	Not reported.	Not reported.	Not reported.	Not reported.	Not reported.	Not reported.	Not reported.
FLA021661	City of Vero Beach	Y	Y	0	0	1	1	Yearly.	Monthly.	119
FLA027570	Chipley WWTP	Y	Y	0	0	0	0	Not inspected.	Not inspected.	0
FLA027618	Everglades City WWTF	Y	Y	0	0	0	0	Yearly.	Yearly.	0
FLA027740	Western Region WWTF	Not reported.	Not reported.	Not reported.	Not reported.	Not reported.	Not reported.	Not reported.	Not reported.	Not reported.

Florida Department of Environmental Protection  
2022 Reuse Inventory | November 2023

Facility ID	Reuse System Name	Enforced Cross-Connection Control Program?	Accepted Cross-Connection Control Program?	Number of Cross-Connections Reported	Number of Cross-Connections Eliminated	Number of New Connections	Number of New Connections Inspected	Inspection Frequency	Non-residential Inspection Frequency	Number of Existing Connections Inspected
FLA040401	Plantation Regional WWTP	N	N	0	0	0	0	Not inspected.	Not inspected.	0
FLA041301	Coral Springs Imp. Dist. WWTF	Not reported.	Not reported.	Not reported.	Not reported.	Not reported.	Not reported.	Not reported.	Not reported.	Not reported.
FLA041459	City of Stuart	Y	Y	0	0	0	0	Unknown.	Yearly.	9
FLA042137	MDWASA South District WWTF	Not reported.	Not reported.	Not reported.	Not reported.	Not reported.	Not reported.	Not reported.	Not reported.	Not reported.
FLA042595	Village of Wellington WWTP	Y	Y	0	0	0	0	Unknown.	Weekly.	8
FLA042625	SCES – Northwest Regional	Y	Y	0	0	31	31	5 years.	Yearly.	686
FLA042641	Sunrise No. 3 WWTP (Sawgrass)	Not reported.	Not reported.	Not reported.	Not reported.	Not reported.	Not reported.	Not reported.	Not reported.	Not reported.
FLA043192	Martin County Utilities North WWTF	Y	Y	0	0	0	0	Monthly.	Weekly.	10
FLA100765	Havana WWTF	Not reported.	Not reported.	Not reported.	Not reported.	Not reported.	Not reported.	Not reported.	Not reported.	Not reported.
FLA100781	City of Gretna WWTP	Not reported.	Not reported.	Not reported.	Not reported.	Not reported.	Not reported.	Not reported.	Not reported.	Not reported.
FLA101141	City of Marianna WWTP	Not reported.	Not reported.	Not reported.	Not reported.	Not reported.	Not reported.	Not reported.	Not reported.	Not reported.
FLA101168	Cottdonale WWTP	Not reported.	Not reported.	Not reported.	Not reported.	Not reported.	Not reported.	Not reported.	Not reported.	Not reported.
FLA102318	St. Marks WWTF	Not reported.	Not reported.	Not reported.	Not reported.	Not reported.	Not reported.	Not reported.	Not reported.	Not reported.
FLA102440	City of Defuniak Springs – WWTP	Not reported.	Not reported.	Not reported.	Not reported.	Not reported.	Not reported.	Not reported.	Not reported.	Not reported.
FLA102563	City of Vernon – WWTF	Not reported.	Not reported.	Not reported.	Not reported.	Not reported.	Not reported.	Not reported.	Not reported.	Not reported.

Florida Department of Environmental Protection  
2022 Reuse Inventory | November 2023

Facility ID	Reuse System Name	Enforced Cross-Connection Control Program?	Accepted Cross-Connection Control Program?	Number of Cross-Connections Reported	Number of Cross-Connections Eliminated	Number of New Connections	Number of New Connections Inspected	Inspection Frequency	Non-residential Inspection Frequency	Number of Existing Connections Inspected
FLA103357	Palm Bay #1 WRF	Not reported.	Not reported.	Not reported.	Not reported.	Not reported.	Not reported.	Not reported.	Not reported.	Not reported.
FLA105066	Leesburg/ Canal St. WWTF	Y	Y	0	0	81	81	Yearly.	Yearly.	2,776
FLA108219	Reedy Creek Improvement District	Y	Y	0	0	4	4	Not inspected.	Yearly.	157
FLA109843	TWA/Cypress West	Y	Y	0	0	9	9	10 years.	10 years.	52
FLA111724	Deltona Lakes	Y	Y	0	0	350	350	Yearly.	Yearly.	928
FLA113450	Florida State Prison WWTF	Not reported.	Not reported.	Not reported.	Not reported.	Not reported.	Not reported.	Not reported.	Not reported.	Not reported.
FLA114201	Cross City WWTF	Not reported.	Not reported.	Not reported.	Not reported.	Not reported.	Not reported.	Not reported.	Not reported.	Not reported.
FLA118338	City of Lake Butler WWTF	Not reported.	Not reported.	Not reported.	Not reported.	Not reported.	Not reported.	Not reported.	Not reported.	Not reported.
FLA118371	City of Punta Gorda WWTP	Not reported.	Not reported.	Not reported.	Not reported.	Not reported.	Not reported.	Not reported.	Not reported.	Not reported.
FLA119903	City of Zolfo Springs WWTF	Not reported.	Not reported.	Not reported.	Not reported.	Not reported.	Not reported.	Not reported.	Not reported.	Not reported.
FLA122246	Country Meadows-Golden Lakes WWTP	Y	Y	0	0	0	0	Yearly.	Yearly.	0
FLA126594	City of Dunnellon WWTF	Not reported.	Not reported.	Not reported.	Not reported.	Not reported.	Not reported.	Not reported.	Not reported.	Not reported.
FLA127272	Pasco County Master Reuse System	Y	Y	82	82	2,242	2,242	Yearly.	Yearly.	22,316
FLA129747	City of Winter Haven WWTP #2	Y	Y	0	0	261	261	Yearly.	Yearly.	300
FLA129844	City of Lake Wales WWTP	Y	Y	0	0	0	0	Yearly.	Yearly.	227

Florida Department of Environmental Protection  
2022 Reuse Inventory | November 2023

Facility ID	Reuse System Name	Enforced Cross-Connection Control Program?	Accepted Cross-Connection Control Program?	Number of Cross-Connections Reported	Number of Cross-Connections Eliminated	Number of New Connections	Number of New Connections Inspected	Inspection Frequency	Non-residential Inspection Frequency	Number of Existing Connections Inspected
FLA136778	Western Region North WWTP	Not reported.	Not reported.	Not reported.	Not reported.	Not reported.	Not reported.	Not reported.	Not reported.	Not reported.
FLA139653	Port St. Lucie Utility Westport WWTF	Y	Y	0	0	346	346	5 years.	Yearly.	428
FLA141704	Port of The Islands WRF	Y	Y	0	0	20	20	Yearly.	Yearly.	648
FLA142140	Golden Gate WWTP	Not reported.	Not reported.	Not reported.	Not reported.	Not reported.	Not reported.	Not reported.	Not reported.	Not reported.
FLA144215	Fort Myers Beach WRF	Y	Y	0	0	0	0	Initial connection.	Initial connection.	0
FLA145190	Three Oaks WWTF	Y	Y	0	0	0	0	Initial connection.	During testing.	0
FLA176303	Sarasota County South Master Reuse System	Y	Y	0	0	0	0	8 years.	Yearly.	7
FLA176460	Pine Island WRF	Y	Y	0	0	0	0	Initial connection.	Initial connection.	0
FLA177008	Sarasota County North Master Reuse System	Y	Y	0	0	0	0	Initial connection and every 6 years.	Yearly.	110
FLA178667	Northwest Regional WWTF	Y	Y	0	0	77	77	Yearly.	Yearly.	1,825
FLA187364	City of Marathon Area 5 Little Venice WWTP	Not reported.	Not reported.	Not reported.	Not reported.	Not reported.	Not reported.	Not reported.	Not reported.	Not reported.
FLA187496	St. Johns River Utility WWTF (FKA Astor/Astor Park)	Not reported.	Not reported.	Not reported.	Not reported.	Not reported.	Not reported.	Not reported.	Not reported.	Not reported.

Florida Department of Environmental Protection  
2022 Reuse Inventory | November 2023

Facility ID	Reuse System Name	Enforced Cross-Connection Control Program?	Accepted Cross-Connection Control Program?	Number of Cross-Connections Reported	Number of Cross-Connections Eliminated	Number of New Connections	Number of New Connections Inspected	Inspection Frequency	Non-residential Inspection Frequency	Number of Existing Connections Inspected
FLA188697	City of Bushnell - David Hanson WWTF	Not reported.	Not reported.	Not reported.	Not reported.	Not reported.	Not reported.	Not reported.	Not reported.	Not reported.
FLA190268	Ocala WRF #3	Y	Y	0	0	0	0	Not inspected.	Monthly.	7
FLA267872	TWA – Harmony Community Dev. District WWTF	Y	Y	0	0	344	344	10 years.	10 years.	0
FLA272060	Marion County - Northwest Regional WWTF	Y	Y	0	0	0	0	Unknown.	Unknown.	0
FLA281484	North Main Street WWTP	Y	Y	0	0	0	0	Not inspected.	Not inspected.	0
FLA281581	North Sumter Utility Company WWTF	Not reported.	Not reported.	Not reported.	Not reported.	Not reported.	Not reported.	Not reported.	Not reported.	Not reported.
FLA284602	Bristol WWTF	Not reported.	Not reported.	Not reported.	Not reported.	Not reported.	Not reported.	Not reported.	Not reported.	Not reported.
FLA286095	High Springs WWTF	Not reported.	Not reported.	Not reported.	Not reported.	Not reported.	Not reported.	Not reported.	Not reported.	Not reported.
FLA290980	Wauchula Hills WWTP	Not reported.	Not reported.	Not reported.	Not reported.	Not reported.	Not reported.	Not reported.	Not reported.	Not reported.
FLA296651	MCUD/Silver Springs Shores WRF	Y	Y	0	0	0	0	Unknown.	Unknown.	0
FLA297631	Pine Island	Y	Y	0	0	0	0	Unknown.	Unknown.	0
FLA327841	Peter's Creek (fka Green Cove West) WWTF	Not reported.	Not reported.	Not reported.	Not reported.	Not reported.	Not reported.	Not reported.	Not reported.	Not reported.
FLA376400	Ave Maria WWTP	Y	Y	0	0	555	555	2 years.	2 years.	1,185

Florida Department of Environmental Protection  
2022 Reuse Inventory | November 2023

Facility ID	Reuse System Name	Enforced Cross-Connection Control Program?	Accepted Cross-Connection Control Program?	Number of Cross-Connections Reported	Number of Cross-Connections Eliminated	Number of New Connections	Number of New Connections Inspected	Inspection Frequency	Non-residential Inspection Frequency	Number of Existing Connections Inspected
FLA377392	City of Davenport WWTF	Not reported.	Not reported.	Not reported.	Not reported.	Not reported.	Not reported.	Not reported.	Not reported.	Not reported.
FLA428523	North Bay WWTF	Not reported.	Not reported.	Not reported.	Not reported.	Not reported.	Not reported.	Not reported.	Not reported.	Not reported.
FLA485942	Arbennie Pritchett Water Reclamation Facility	Y	Y	0	0	0	0	Not inspected.	Daily.	1
FLA489093	Cardinal Hill WWTF	Not reported.	Not reported.	Not reported.	Not reported.	Not reported.	Not reported.	Not reported.	Not reported.	Not reported.
FLA490415	Juliette Falls WWTF	Y	Y	0	0	0	0	As needed.	As needed.	0
FLA499951	Central Sumter Utility Company WWTF	Not reported.	Not reported.	Not reported.	Not reported.	Not reported.	Not reported.	Not reported.	Not reported.	Not reported.
FLA516708	North Sumter Utility Company Master Reuse System	Y	Y	0	0	0	0	Not inspected.	Not inspected.	0
FLA530808	Desoto County Regional WWTF	Not reported.	Not reported.	Not reported.	Not reported.	Not reported.	Not reported.	Not reported.	Not reported.	Not reported.
FLA546429	Town of Grand Ridge WWTF	Not reported.	Not reported.	Not reported.	Not reported.	Not reported.	Not reported.	Not reported.	Not reported.	Not reported.
FLA550973	City of Marathon Area 4 WWTP	Not reported.	Not reported.	Not reported.	Not reported.	Not reported.	Not reported.	Not reported.	Not reported.	Not reported.
FLA567591	Big Coppitt WWTP	Y	Y	0	0	2	2	8 years.	Yearly.	21
FLA642851	City of Marathon Area 3 WWTP	Not reported.	Not reported.	Not reported.	Not reported.	Not reported.	Not reported.	Not reported.	Not reported.	Not reported.

Florida Department of Environmental Protection  
2022 Reuse Inventory | November 2023

Facility ID	Reuse System Name	Enforced Cross-Connection Control Program?	Accepted Cross-Connection Control Program?	Number of Cross-Connections Reported	Number of Cross-Connections Eliminated	Number of New Connections	Number of New Connections Inspected	Inspection Frequency	Non-residential Inspection Frequency	Number of Existing Connections Inspected
FLA667757	East Putnam County Regional WWTF	Not reported.	Not reported.	Not reported.	Not reported.	Not reported.	Not reported.	Not reported.	Not reported.	Not reported.
FLA689637	Walton County Commerce Park at Mossy Head WWTF	Not reported.	Not reported.	Not reported.	Not reported.	Not reported.	Not reported.	Not reported.	Not reported.	Not reported.
FLA705250	City of Marathon Area 7 WWTP	Not reported.	Not reported.	Not reported.	Not reported.	Not reported.	Not reported.	Not reported.	Not reported.	Not reported.
FLA706736	Town of Davie Water Reclamation Facility	Y	Y	0	0	1	1	Not inspected.	Yearly.	4
FLA984841	Southwest WRF	Not reported.	Not reported.	Not reported.	Not reported.	Not reported.	Not reported.	Not reported.	Not reported.	Not reported.
FLAB03270	South Sumter Utility Company Master Reuse	Y	Y	0	0	1	1	Not inspected.	Yearly.	0

## Appendix H. All Domestic Wastewater Treatment Facilities Included in the 2022 Reuse Inventory Report

DEP District Office	Water Management District	County	WWTP Name	Facility ID	WWTP Disinfection Level	WWTP Permitted Capacity (mgd)	WWTP Daily Annual Avg Flow (mgd)	WRCA	Reuse
NED	SJRWMD	Alachua	GRU – Main Street WRF	FL0027251	BA	7.5	5.7571	Yes	Yes
NED	SJRWMD	Alachua	Kanapaha WRF	FL0112895	HI	14.9	11.5096	Yes	Yes
NED	SRWMD	Alachua	City of Alachua AWRF	FLA011290	HI	1.5	0.75	Yes	Yes
NED	SJRWMD	Alachua	Hawthorne WWTF	FLA011291	BA	0.2	0.084	Yes	Yes
NED	SRWMD	Alachua	Newberry WWTF	FLA011292	BA	0.56	0.235	Yes	Yes
NED	SRWMD	Alachua	University of Florida WWTF (FDOE)	FLA011322	HI	3	1.53	Yes	Yes
NED	SRWMD	Alachua	High Springs WWTF	FLA286095	BA	0.3	0.206	Yes	Yes
NED	SJRWMD	Baker	Baker Correctional Institution WWTF	FLA011332	HI	0.32	0.203	Yes	Yes
NWD	NFWWMD	Bay	Panama City Beach WWTP #1	FL0021512	HI	14	7.829	No	Yes
NWD	NFWWMD	Bay	Military Point Regional AWT Facility	FL0167959	IM	7	4.2	No	No
NWD	NFWWMD	Bay	Lynn Haven AWTF	FL0169978	HI	2.5	2.032	No	Yes
NWD	NFWWMD	Bay	North Bay WWTF	FLA428523	BA	0.5	0.11	No	Yes
NED	SJRWMD	Bradford	Starke WWTF	FL0028126	BA	0.98	0.719	Yes	Yes
NED	SRWMD	Bradford	Florida State Prison WWTF	FLA113450	BA	1.58	0.94	Yes	Yes
CD	SJRWMD	Brevard	Cape Canaveral WRF	FL0020541	HI	1.8	1.134	Yes	Yes
CD	SJRWMD	Brevard	Cocoa Beach WRF	FL0021105	HI	6	3.307	Yes	No
CD	SJRWMD	Brevard	Cocoa Water Reclamation Facility	FL0021521	HI	4.5	2.0139	Yes	No
CD	SJRWMD	Brevard	City of Rockledge	FL0021571	HB	4.5	2.19	Yes	No



Florida Department of Environmental Protection  
2022 Reuse Inventory | November 2023

DEP District Office	Water Management District	County	WWTP Name	Facility ID	WWTP Disinfection Level	WWTP Permitted Capacity (mgd)	WWTP Daily Annual Avg Flow (mgd)	WRCA	Reuse
CD	SJRWMD	Brevard	BCUD/South Beaches	FL0040622	HI	8	6.173	Yes	No
CD	SJRWMD	Brevard	Melbourne/Grant Street	FL0041122	HB	5.5	3.16	Yes	Yes
CD	SJRWMD	Brevard	Barefoot Bay Advanced WWTF	FL0042293	HI	0.9	0.632	Yes	Yes
CD	SJRWMD	Brevard	BCUD/South Central Regional	FL0102679	HB	12	4.74	Yes	Yes
CD	SJRWMD	Brevard	Cape Canaveral Air Force Station Regional WWTF	FL0102920	BA	0.8	0.42	Yes	Yes
CD	SJRWMD	Brevard	Titusville North – Osprey	FL0103268	HI	2.75	1.96	Yes	Yes
CD	SJRWMD	Brevard	BCUD/North Regional/John D. Wright	FLA010263	HI	0.99	0.286	Yes	Yes
CD	SJRWMD	Brevard	Melbourne/D.B. Lee WWTP	FLA010323	HB	7	4.22	Yes	Yes
CD	SJRWMD	Brevard	West Melbourne/Ray Bullard	FLA010332	HI	3	1.9	Yes	Yes
CD	SJRWMD	Brevard	BCUD/Sykes Creek Regional WWTF	FLA102695	HI	6	3.209	Yes	No
CD	SJRWMD	Brevard	BCUD/Port St. John	FLA102750	HI	0.49	0.398	Yes	Yes
CD	SJRWMD	Brevard	Palm Bay #1 WRF	FLA103357	HI	2.3	0.635	Yes	Yes
SED	SFWMD	Broward	Hollywood Southern Regional WWTF	FL0026255	BA	55.5	43.37	Yes	No
SED	SFWMD	Broward	Broward Co. North Regional WWTP	FL0031771	HB	95	71.3	Yes	Yes
SED	SFWMD	Broward	Sunrise Southwest WWTP	FLA013580	BA	0.99	0.293	Yes	Yes
SED	SFWMD	Broward	Pompano Beach Community Park Reuse City	FLA013581	HI	7.5	2.819	Yes	Yes
SED	SFWMD	Broward	Tindall Hammock Wastewater Treatment Facility	FLA013583	HI	0.6	0.389	Yes	No
SED	SFWMD	Broward	City of Miramar	FLA017025	HI	12.7	10.078	Yes	Yes
SED	SFWMD	Broward	Plantation Regional WWTP	FLA040401	HI	18.9	12.6349	Yes	No

Florida Department of Environmental Protection  
2022 Reuse Inventory | November 2023

DEP District Office	Water Management District	County	WWTP Name	Facility ID	WWTP Disinfection Level	WWTP Permitted Capacity (mgd)	WWTP Daily Annual Avg Flow (mgd)	WRCA	Reuse
SED	SFWMD	Broward	Sunrise No. 3 WWTP (Sawgrass)	FLA042641	BA	18	13.34	Yes	No
SED	SFWMD	Broward	Sunrise No. 3 WWTP (Sawgrass)	FLA042641	HI	2	0.151	Yes	No
SED	SFWMD	Broward	Town of Davie Water Reclamation Facility	FLA706736	HI	3.5	1.558	Yes	Yes
SD	SFWMD	Charlotte	Charlotte County Utilities – Eastport WWTP	FL0040291	HI	6	4.516	Yes	Yes
SD	SWFWMD	Charlotte	Riverwoods Utilities WWTP	FLA014060	HI	0.499	0.129	Yes	No
SD	SFWMD	Charlotte	Charlotte County Utilities – Burnt Store WWTP	FLA014083	HI	0.5	0.318	Yes	No
SD	SWFWMD	Charlotte	Englewood Water District WRF	FLA014126	HI	3.4	1.596	Yes	Yes
SD	SWFWMD	Charlotte	Charlotte Correctional Institution WWTP	FLA014130	HI	0.25	0.183	Yes	Yes
SD	SFWMD	Charlotte	City of Punta Gorda WWTP	FLA118371	HI	4	2.686	Yes	No
SD	SFWMD	Charlotte	Town and Country Utility Water Reclamation Facility	FLA665495	HI	0.75	0.178	Yes	Yes
SWD	SWFWMD	Citrus	Brentwood Regional WWTF	FLA011844	BA	0.5	0.431	No	Yes
SWD	SWFWMD	Citrus	Meadowcrest WWTF	FLA011845	HI	2	0.763	No	No
SWD	SWFWMD	Citrus	City of Inverness WWTF	FLA011847	HI	1.5	0.535	No	No
SWD	SWFWMD	Citrus	City of Crystal River WWTF	FLA011848	BA	2.5	0.78	No	Yes
SWD	SWFWMD	Citrus	Beverly Hills WWTF	FLA011869	BA	0.575	0.458	No	Yes
SWD	SWFWMD	Citrus	Point O Woods	FLA011893	HI	0.036	0.024	No	Yes
SWD	SWFWMD	Citrus	Southwest Regional Water R. F. FKA Sugarmill Woods WWTF	FLA011903	BA	1.5	0.722	No	Yes
NED	SJRWMD	Clay	Green Cove Springs – Harbor Road WWTF	FL0020915	HI	0.75	0.505	Yes	Yes
NED	SJRWMD	Clay	Orange Park WWTF	FL0023922	BA	2.5	0.964	Yes	No

Florida Department of Environmental Protection  
2022 Reuse Inventory | November 2023

DEP District Office	Water Management District	County	WWTP Name	Facility ID	WWTP Disinfection Level	WWTP Permitted Capacity (mgd)	WWTP Daily Annual Avg Flow (mgd)	WRCA	Reuse
NED	SJRWMD	Clay	Spencer's Crossing WWTF	FL0173371	HI	4	1.531	Yes	Yes
NED	SJRWMD	Clay	Peter's Creek (fka Green Cove West) WWTF	FLA327841	BA	0.2	0.12	No	Yes
SD	SFWMD	Collier	City of Naples Water Reclamation Facility	FL0026271	HI	10	4.418	Yes	Yes
SD	SFWMD	Collier	Collier County South County WRF	FL0141356	HI	16	10.399	Yes	Yes
SD	SFWMD	Collier	Immokalee WWTP	FLA014132	BA	4	1.96	Yes	No
SD	SFWMD	Collier	NE Utilities WWTP	FLA014165	BA	0.75	0.393	No	Yes
SD	SFWMD	Collier	Marco Island Utilities WWTP	FLA014167	HI	4.92	2.32	Yes	Yes
SD	SFWMD	Collier	Everglades City WWTF	FLA027618	BA	0.16	0.077	Yes	No
SD	SFWMD	Collier	Port of The Islands – WRF	FLA141704	BA	0.2	0.125	Yes	Yes
SD	SFWMD	Collier	Golden Gate WWTP	FLA142140	HB	1.5	1.182	Yes	Yes
SD	SFWMD	Collier	Ave Maria WWTP	FLA376400	HI	0.9	0.474	Yes	Yes
NED	SRWMD	Columbia	Columbia Correctional Institution WWTF	FLA011418	HB	0.525	0.298	Yes	Yes
SD	SWFWMD	Desoto	William Tyson WWTP	FL0027511	HI	2	1.008	Yes	No
SD	SWFWMD	Desoto	Desoto County Regional WWTF	FLA530808	BA	0.75	0.433	Yes	Yes
NED	SRWMD	Dixie	Cross City WWTF	FLA114201	BA	0.64	0.318	Yes	Yes
NED	SJRWMD	Duval	USN NAS Jacksonville WWTF	FL0000957	HI	2.3	0.56	Yes	Yes
NED	SJRWMD	Duval	Jacksonville Beach WWTF	FL0020231	BA	4.5	2.505	Yes	Yes
NED	SJRWMD	Duval	Mandarin WRF	FL0023493	HI	8.75	6.9	Yes	Yes
NED	SJRWMD	Duval	Buckman WWTF	FL0026000	BA	52.5	27.178	Yes	No

Florida Department of Environmental Protection  
2022 Reuse Inventory | November 2023

DEP District Office	Water Management District	County	WWTP Name	Facility ID	WWTP Disinfection Level	WWTP Permitted Capacity (mgd)	WWTP Daily Annual Avg Flow (mgd)	WRCA	Reuse
NED	SJRWMD	Duval	Arlington East WWTF	FL0026441	HI	25	19.97	Yes	Yes
NED	SJRWMD	Duval	District II WWTF	FL0026450	BA	10	5.76	Yes	Yes
NED	SJRWMD	Duval	Southwest District WWTF	FL0026468	BA	14	12.35	Yes	No
NED	SJRWMD	Duval	Baldwin WWTF	FL0027812	BA	0.4	0.247	Yes	No
NED	SJRWMD	Duval	Atlantic Beach WWTF	FL0038776	HB	3.5	2.058	Yes	No
NED	SJRWMD	Duval	Normandy Village Utility Company WWTF	FLA011517	BA	0.4	0.337	Yes	Yes
NWD	NFWWMD	Escambia	ECUA – Pensacola Beach WRF	FL0024007	HI	1.27	0.067	No	Yes
NWD	NFWWMD	Escambia	ECUA – Pensacola Beach WRF	FL0024007	IM	2.4	0.85	No	Yes
NWD	NFWWMD	Escambia	ECUA – Bayou Marcus Water Reclamation Facility	FL0031801	BA	8.2	6.083	No	Yes
NWD	NFWWMD	Escambia	ECUA – Central Water Reclamation Facility	FL0559351	HI	22.5	15.455	No	Yes
NED	SJRWMD	Flagler	City of Bunnell WWTF	FL0020907	HI	0.6	0.255	Yes	Yes
NED	SJRWMD	Flagler	City of Bunnell WWTF	FL0020907	LL	0.3	0.109	Yes	Yes
NED	SJRWMD	Flagler	Palm Coast WWTF	FL0116009	HI	6.83	6.087	Yes	Yes
NED	SJRWMD	Flagler	Palm Coast WWTF #2	FL0710008	HI	2	1.146	Yes	Yes
NED	SJRWMD	Flagler	Plantation Bay WWTF	FLA011597	BA	0.475	0.214	Yes	Yes
NED	SJRWMD	Flagler	Dunes Community Development District WWTF	FLA011602	HI	0.71	0.411	Yes	Yes
NWD	NFWWMD	Franklin	Apalachicola WWTF	FLA038857	HI	1	0.391	No	Yes
NWD	NFWWMD	Franklin	Kenneth B Cope AWT Facility	FLA100641	HI	1.2	0.395	No	Yes
NWD	NFWWMD	Gadsden	Quincy WWTP	FL0029033	BA	1.5	1.03	No	No

Florida Department of Environmental Protection  
2022 Reuse Inventory | November 2023

DEP District Office	Water Management District	County	WWTP Name	Facility ID	WWTP Disinfection Level	WWTP Permitted Capacity (mgd)	WWTP Daily Annual Avg Flow (mgd)	WRCA	Reuse
NWD	NFWWMD	Gadsden	Havana Middle School WWTP	FLA010085	BA	0.015	0.0014	No	Yes
NWD	NFWWMD	Gadsden	Havana WWTF	FLA100765	BA	0.4	0.161	No	Yes
NWD	NFWWMD	Gadsden	City of Gretna – WWTP	FLA100781	HI	0.4	0.164	Yes	Yes
NWD	NFWWMD	Gadsden	Gadsden East WWTF	FLA187941	BA	0.25	0.212	No	Yes
NED	SRWMD	Gilchrist	Trenton WWTF	FLA011615	BA	0.2	0.143	Yes	Yes
NED	SRWMD	Gilchrist	Lancaster Correctional Institution WWTF	FLA011620	BA	0.25	0.091	Yes	Yes
NWD	NFWWMD	Gulf	Gulf Correctional Institution WWTP	FLA010105	BA	0.35	0.15	No	Yes
NWD	NFWWMD	Gulf	City of Port St. Joe WWTF	FLA020206	HI	1.9	0.85	No	Yes
NED	SRWMD	Hamilton	Jennings WWTF	FLA011623	BA	0.175	0.12	Yes	Yes
NED	SRWMD	Hamilton	White Springs WWTF	FLA116220	BA	0.15	0.0431	Yes	Yes
SWD	SWFWMD	Hardee	Hardee Correctional Institution	FLA012022	BA	0.212	0.202	No	Yes
SWD	SWFWMD	Hardee	City of Wauchula WWTF	FLA119890	BA	1.2	0.686	Yes	Yes
SWD	SWFWMD	Hardee	City of Zolfo Springs WWTF	FLA119903	BA	0.29	0.109	Yes	No
SWD	SWFWMD	Hardee	City of Bowling Green WWTF	FLA119911	BA	0.32	0.26	Yes	No
SWD	SWFWMD	Hardee	Wauchula Hills WWTP	FLA290980	BA	0.36	0.136	Yes	Yes
SD	SFWMD	Hendry	City of Clewiston WWTP	FL0040665	BA	1.5	0.9	No	Yes
SD	SFWMD	Hendry	Port Labelle WWTP	FLA014290	BA	0.499	0.193	Yes	Yes
SWD	SWFWMD	Hernando	Ridge Manor Subregional WWTF	FLA012031	BA	0.75	0.254	No	Yes
SWD	SWFWMD	Hernando	William S. Smith Water Reclamation Facility	FLA012036	BA	8	0.714	No	Yes

Florida Department of Environmental Protection  
2022 Reuse Inventory | November 2023

DEP District Office	Water Management District	County	WWTP Name	Facility ID	WWTP Disinfection Level	WWTP Permitted Capacity (mgd)	WWTP Daily Annual Avg Flow (mgd)	WRCA	Reuse
SWD	SWFWMD	Hernando	William S. Smith Water Reclamation Facility	FLA012036	HI	0.723	0.266	No	Yes
SWD	SWFWMD	Hernando	Spring Hill WRF	FLA012043	HI	2.5	1.263	No	No
SWD	SWFWMD	Hernando	Glen Water Reclamation Facility	FLA012069	HI	3	1.417	No	Yes
SWD	SWFWMD	Hernando	Hernando County Airport WRF	FLA017223	BA	3.5	1.598	No	Yes
SD	SWFWMD	Highlands	City of Sebring Cemetery Road WWTP	FLA014311	BA	1.5	1.055	Yes	No
SD	SFWMD	Highlands	City of Avon Park WWTP	FLA014313	BA	1.8	0.808	Yes	Yes
SD	SFWMD	Highlands	Western Blvd WWTP	FLA014328	BA	0.2	0.085	Yes	No
SD	SWFWMD	Highlands	Tomoka Heights WWTP AKA Placid Utilities	FLA014329	BA	0.2	0.055	Yes	No
SD	SWFWMD	Highlands	Sun'N Lake of Sebring Unit 23 WWTP	FLA014389	BA	0.7	0.333	Yes	No
SD	SFWMD	Highlands	North Main Street WWTP	FLA281484	HI	0.249	0.109	Yes	Yes
SWD	SWFWMD	Hillsborough	H. Curren AWWTP	FL0020940	HI	96	59.9	Yes	No
SWD	SWFWMD	Hillsborough	Plant City WRF	FL0026557	HI	10	4.994	Yes	No
SWD	SWFWMD	Hillsborough	Falkenburg Road AWTP	FL0040614	HI	12	10.32	Yes	No
SWD	SWFWMD	Hillsborough	Northwest Regional WRF	FL0041670	HI	30	17.51	Yes	No
SWD	SWFWMD	Hillsborough	Rice Creek WWTF	FL0122076	IM	0.225	0.095	Yes	Yes
SWD	SWFWMD	Hillsborough	MacDill AFB WWTP	FLA012124	HI	1.2	0.613	No	Yes
SWD	SWFWMD	Hillsborough	Windemere Utility WWTP	FLA012138	BA	0.185	0.1091	Yes	Yes
SWD	SWFWMD	Hillsborough	Riverside Club WWTP	FLA012169	BA	0.12	0.067	No	No
SWD	SWFWMD	Hillsborough	Country Meadows – Golden Lakes WWTP	FLA122246	HI	0.21	0.116	Yes	Yes

Florida Department of Environmental Protection  
2022 Reuse Inventory | November 2023

DEP District Office	Water Management District	County	WWTP Name	Facility ID	WWTP Disinfection Level	WWTP Permitted Capacity (mgd)	WWTP Daily Annual Avg Flow (mgd)	WRCA	Reuse
SED	SJRWMD	Indian River	IRCUD/Central (Gifford) WWTF	FLA010431	HI	4	2.323	Yes	Yes
SED	SJRWMD	Indian River	City of Vero Beach	FLA021661	HI	4.5	3.5325	Yes	No
NWD	NFWWMD	Jackson	Town of Sneads – WWTF	FLA010115	BA	0.733	0.405	No	Yes
NWD	NFWWMD	Jackson	Jackson Correctional Institution WWTP	FLA010127	BA	0.275	0.0901	No	Yes
NWD	NFWWMD	Jackson	City of Marianna WWTP	FLA101141	BA	4	1.745	No	No
NWD	NFWWMD	Jackson	Cottdale WWTP	FLA101168	BA	0.25	0.162	No	Yes
NWD	NFWWMD	Jackson	Town of Grand Ridge WWTF	FLA546429	BA	0.205	0.055	No	Yes
NWD	NFWWMD	Jefferson	City of Monticello – WWTP	FL0027839	BA	0.8	0.36	No	No
NWD	NFWWMD	Jefferson	Jefferson Correctional Institution WWTF	FLA011642	HI	0.25	0.146	No	Yes
NED	SRWMD	Lafayette	Mayo Correctional Institution WWTF	FLA011646	BA	0.495	0.149	Yes	Yes
CD	SJRWMD	Lake	Eustis Bates Avenue WWTF	FLA010507	HI	2.4	1.324	Yes	Yes
CD	SJRWMD	Lake	Mt Dora #1 WWTF	FLA010508	HI	1.5	0.715	Yes	Yes
CD	SJRWMD	Lake	Tavares/Woodlea Road WWTF	FLA010509	HI	3	1.529	Yes	Yes
CD	SJRWMD	Lake	Clermont - East	FLA010515	HI	4	3.133	Yes	Yes
CD	SJRWMD	Lake	Clerbrook RV Resorts	FLA010538	BA	0.12	0.035	Yes	Yes
CD	SJRWMD	Lake	Villages WWTF	FLA010555	HI	1.64	0.901	Yes	Yes
CD	SJRWMD	Lake	Pennbrooke Fairways	FLA010570	HI	0.18	0.074	Yes	Yes
CD	SJRWMD	Lake	Lake Groves WWTF	FLA010630	HI	0.999	0.693	Yes	Yes
CD	SJRWMD	Lake	Southlake Utilities WWTF	FLA010634	BA	1.15	0.841	Yes	Yes

Florida Department of Environmental Protection  
2022 Reuse Inventory | November 2023

DEP District Office	Water Management District	County	WWTP Name	Facility ID	WWTP Disinfection Level	WWTP Permitted Capacity (mgd)	WWTP Daily Annual Avg Flow (mgd)	WRCA	Reuse
CD	SJRWMD	Lake	Mid Florida Lakes WWTF	FLA010657	BA	0.18	0.109	Yes	Yes
CD	SJRWMD	Lake	Lake Correctional Institution	FLA010660	BA	0.18	0.121	Yes	Yes
CD	SJRWMD	Lake	Leesburg/Canal St. WWTF	FLA105066	HI	3.5	2.6	Yes	Yes
CD	SJRWMD	Lake	St. Johns River Utility WWTF (FKA Astor/Astor Park)	FLA187496	BA	0.3	0.14	Yes	Yes
CD	SJRWMD	Lake	Pine Island	FLA297631	HI	0.225	0.052	Yes	Yes
CD	SJRWMD	Lake	City of Minneola WWTF	FLA356344	HI	1	0.351	Yes	Yes
CD	SJRWMD	Lake	Lady Lake WWTF	FLA399761	HB	1	0.496	Yes	Yes
SD	SFWMD	Lee	Fort Myers Central AWWTF	FL0021261	BA	11	7.09	Yes	No
SD	SFWMD	Lee	Everest Parkway WRF	FL0030007	HI	13.4	7.16	Yes	No
SD	SFWMD	Lee	Lee County Utilities – Fiesta Village	FL0039829	HI	5	3.103	Yes	No
SD	SFWMD	Lee	Donax Water Reclamation Facility	FLA014430	HI	2.375	1.314	Yes	Yes
SD	SFWMD	Lee	Bonita Springs Water Reclamation (West)	FLA014443	HI	7	2.637	Yes	Yes
SD	SFWMD	Lee	Lake Fairways WWTP	FLA014463	HI	0.3	0.186	Yes	Yes
SD	SFWMD	Lee	Citrus Park North	FLA014477	BA	0.199	0.0753	Yes	No
SD	SFWMD	Lee	Forest Utilities WWTP	FLA014478	HI	0.8	0.39	Yes	Yes
SD	SFWMD	Lee	Fiddlesticks Country Club	FLA014484	HI	0.15	0.07	Yes	Yes
SD	SFWMD	Lee	Eagle Ridge WWTP	FLA014498	HI	0.318	0.185	Yes	Yes
SD	SFWMD	Lee	Cross Creek WWTF	FLA014505	HI	0.249	0.122	Yes	Yes
SD	SFWMD	Lee	Hunter's Ridge WWTP	FLA014541	HI	0.1	0.046	Yes	Yes



Florida Department of Environmental Protection  
2022 Reuse Inventory | November 2023

DEP District Office	Water Management District	County	WWTP Name	Facility ID	WWTP Disinfection Level	WWTP Permitted Capacity (mgd)	WWTP Daily Annual Avg Flow (mgd)	WRCA	Reuse
SD	SFWMD	Lee	Gateway Water Reclamation Facility	FLA014542	HI	3	1.613	Yes	Yes
SD	SFWMD	Lee	Del Prado WWTF	FLA014548	HI	4.25	3.265	Yes	Yes
SD	SFWMD	Lee	Lehigh Acres WWTF	FLA014565	HB	2.76	2.283	Yes	Yes
SD	SFWMD	Lee	Gasparilla Island Water Domestic DIW	FLA014641	HI	0.705	0.439	Yes	Yes
SD	SFWMD	Lee	South Seas Plantation	FLA014686	HI	0.18	0.167	Yes	Yes
SD	SFWMD	Lee	Fort Myers Beach WRF	FLA144215	HI	6	3.5	Yes	Yes
SD	SFWMD	Lee	Three Oaks WWTF	FLA145190	HI	6	3.776	Yes	Yes
SD	SFWMD	Lee	Pine Island WRF	FLA176460	HI	0.383	0.137	Yes	Yes
NWD	NFWWMD	Leon	T.P. Smith Water Reclamation Facility	FLA010139	HI	26.5	19.61	No	Yes
NWD	NFWWMD	Leon	Meadows-At-Woodrun WWTF	FLA010159	HI	0.098	0.077	No	Yes
NWD	NFWWMD	Leon	Sandstone Ranch WWTF	FLA010167	BA	0.0707	0.01	No	Yes
NWD	NFWWMD	Leon	Lake Jackson WWTP	FLA010171	BA	0.5	0.329	No	Yes
NWD	NFWWMD	Leon	Killearn Lakes WWTP	FLA010173	BA	0.826	0.433	No	Yes
NED	SRWMD	Levy	Cedar Key WRF	FL0031216	HI	0.166	0.107	No	Yes
NED	SRWMD	Levy	Cedar Key WRF	FL0031216	HI	0	0	No	Yes
NED	SRWMD	Levy	Chiefland WWTF	FLA011648	BA	0.475	0.268	Yes	Yes
NWD	NFWWMD	Liberty	Liberty Correctional Institution WWTP	FLA010179	BA	0.28	0.169	No	Yes
NWD	NFWWMD	Liberty	Bristol WWTF	FLA284602	LL	0.25	0.119	No	Yes
SWD	SWFWMD	Manatee	City of Palmetto WWTP	FL0020401	HI	2.4	1.579	Yes	Yes

Florida Department of Environmental Protection  
2022 Reuse Inventory | November 2023

DEP District Office	Water Management District	County	WWTP Name	Facility ID	WWTP Disinfection Level	WWTP Permitted Capacity (mgd)	WWTP Daily Annual Avg Flow (mgd)	WRCA	Reuse
SWD	SWFWMD	Manatee	City of Bradenton WWTP	FL0021369	HI	9	6.332	No	No
CD	SJRWMD	Marion	City of Belleview	FLA010678	HI	0.76	0.41	Yes	Yes
CD	SJRWMD	Marion	Ocala WRF #2	FLA010680	HB	6.6	3.379	Yes	Yes
CD	SJRWMD	Marion	MCUD Stonecrest WWTF	FLA010741	BA	1	0.223	Yes	Yes
CD	SJRWMD	Marion	Marion Correctional Institute WWTF	FLA010789	HI	0.724	0.518	Yes	Yes
CD	SJRWMD	Marion	Rainbow Springs Fifth Replat WWTF	FLA012693	BA	0.23	0.146	No	Yes
CD	SWFWMD	Marion	MCUD/Oak Run	FLA012697	HB	1.6	.942	No	No
CD	SWFWMD	Marion	City of Dunnellon WWTF	FLA126594	BA	0.49	0.167	No	No
CD	SJRWMD	Marion	Ocala WRF #3	FLA190268	HI	4.43	2.288	No	Yes
CD	SWFWMD	Marion	Marion County – Northwest Regional WWTF	FLA272060	HB	0.2	0.126	No	No
CD	SJRWMD	Marion	MCUD/Silver Springs Shores WRF	FLA296651	HB	2	1.184	Yes	Yes
CD	SFWMD	Marion	Juliette Falls WWTF	FLA490415	BA	0.026	0	No	Yes
SED	SFWMD	Martin	Martin County Tropical Farms WWTF	FL0043214	HI	5.9	3.111	Yes	Yes
SED	SFWMD	Martin	South Martin Regional Util. (FKA Hydratech) WWTF	FLA013859	HI	1.4	0.864	Yes	Yes
SED	SFWMD	Martin	Sailfish Point WWTF	FLA017466	HI	.25	.0807	Yes	Yes
SED	SFWMD	Martin	Village of Indiantown WWTF	FLA029939	HB	0.75	0.225	Yes	Yes
SED	SFWMD	Martin	City of Stuart	FLA041459	HI	4	1.8	Yes	No
SED	SFWMD	Martin	Martin County Utilities North WWTF	FLA043192	HI	2.76	1.486	Yes	Yes
SED	SFWMD	Miami-Dade	MDWASA Central District WWTF	FL0024805	HB	143	110.5	Yes	No

Florida Department of Environmental Protection  
2022 Reuse Inventory | November 2023

DEP District Office	Water Management District	County	WWTP Name	Facility ID	WWTP Disinfection Level	WWTP Permitted Capacity (mgd)	WWTP Daily Annual Avg Flow (mgd)	WRCA	Reuse
SED	SFWMD	Miami-Dade	MDWASD North District WWTP	FL0032182	HB	120	103.71	Yes	Yes
SED	SFWMD	Miami-Dade	City of Homestead	FLA013609	HI	5	4.621	Yes	Yes
SED	SFWMD	Miami-Dade	MDWASA South District WWTF	FLA042137	HI	112.5	101.8	Yes	No
SED	SFWMD	Monroe	City of Key Colony Beach	FLA014720	HI	0.34	0.207	Yes	No
SED	SFWMD	Monroe	Duck Key Wastewater Cooperative	FLA014772	HI	0.274	0.14	No	Yes
SED	SWFWMD	Monroe	Key West Resort Utility	FLA014951	HI	0.849	0.577	Yes	Yes
SED	SFWMD	Monroe	North Key Largo WWTP	FLA015009	HI	0.499	0.262	Yes	No
SED	SFWMD	Monroe	City of Marathon Area 5 Little Venice WWTP	FLA187364	HB	0.45	0.346	Yes	Yes
SED	SFWMD	Monroe	City of Marathon Area 4 WWTP	FLA550973	HI	0.4	0.29	Yes	Yes
SED	SFWMD	Monroe	Big Coppitt WWTP	FLA567591	HB	0.411	0.315	Yes	Yes
SED	SFWMD	Monroe	City of Marathon Area 3 WWTP	FLA642851	HI	0.25	0.183	Yes	Yes
SED	SFWMD	Monroe	City of Marathon Area 7 WWTP	FLA705250	HI	0.2	0.041	Yes	Yes
NED	SJRWMD	Nassau	Hilliard WWTF	FL0043079	BA	0.48	0.288	Yes	Yes
NED	SJRWMD	Nassau	Nassau Regional WWTF	FL0116793	HI	2	1.47	Yes	Yes
NED	SJRWMD	Nassau	Nassau Amelia Utilities WWTF	FLA011688	HI	0.95	0.71	Yes	Yes
NWD	NFWWMD	Okaloosa	Hurlburt Field AWTP	FL0003174	HI	1	0.602	No	No
NWD	NFWWMD	Okaloosa	Jerry D. Mitchem WRF at Bob Sikes Industrial Park	FLA010181	BA	0.391	0.138	No	Yes
NWD	NFWWMD	Okaloosa	Russell F. W. Stephenson WWTF	FLA010182	BA	0.98	0.64	Yes	Yes
NWD	NFWWMD	Okaloosa	NV Regional WWTF	FLA010185	HB	3.35	2.097	Yes	Yes

Florida Department of Environmental Protection  
2022 Reuse Inventory | November 2023

DEP District Office	Water Management District	County	WWTP Name	Facility ID	WWTP Disinfection Level	WWTP Permitted Capacity (mgd)	WWTP Daily Annual Avg Flow (mgd)	WRCA	Reuse
NWD	NFWWMD	Okaloosa	Mary Esther WWTP	FLA010191	BA	1.1	0.533	Yes	Yes
NWD	NFWWMD	Okaloosa	Crestview WWTP	FLA010193	BA	2.18	1.514	No	Yes
NWD	NFWWMD	Okaloosa	George F. French Water Reclamation Facility	FLA010194	HI	6	3.428	Yes	Yes
NWD	NFWWMD	Okaloosa	Okaloosa Correctional Institution WWTF	FLA010202	BA	0.225	0.151	No	Yes
NWD	NFWWMD	Okaloosa	Arbennie Pritchett Water Reclamation Facility	FLA485942	HB	15	7.9	No	Yes
SED	SFWMD	Okeechobee	Cemetery Road Wastewater Treatment Facility	FLA013888	HI	3.9	.904	No	Yes
SED	SFWMD	Okeechobee	Okeechobee Correctional WWTF	FLA013940	BA	.2	.218	Yes	Yes
CD	SJRWMD	Orange	Winter Garden WWTF	FL0020109	HB	4.75	4.06	Yes	Yes
CD	SJRWMD	Orange	OCUD/Eastern Subregional WRF	FL0038849	HB	24	18.871	Yes	Yes
CD	SJRWMD	Orange	OCUD/Northwest Water Reclamation Facility	FLA010798	HI	11.25	7.342	Yes	Yes
CD	SFWMD	Orange	Orlando/Conserv II WRF	FLA010814	HI	21	14.534	Yes	Yes
CD	SJRWMD	Orange	Ocoee WWTF	FLA010815	HB	3	1.67	Yes	Yes
CD	SFWMD	Orange	Orlando/Conserv I WWTF	FLA010816	HI	7.5	4.93	Yes	Yes
CD	SJRWMD	Orange	Apopka WRF – Project Arrow	FLA010818	HI	8	3.084	Yes	Yes
CD	SJRWMD	Orange	Winter Park Estates WWTF	FLA010819	HI	0.75	0.511	Yes	Yes
CD	SJRWMD	Orange	Fairways Country Club WWTF	FLA010823	HI	0.15	0.122	Yes	Yes
CD	SJRWMD	Orange	Gulfstream Harbor WWTF	FLA010835	BA	0.1	0.044	Yes	Yes
CD	SJRWMD	Orange	Rock Springs MHP WWTF	FLA010871	BA	0.15	0.099	Yes	Yes
CD	SJRWMD	Orange	Wedgfield WWTF	FLA010900	HI	0.33	0.145	Yes	Yes

Florida Department of Environmental Protection  
2022 Reuse Inventory | November 2023

DEP District Office	Water Management District	County	WWTP Name	Facility ID	WWTP Disinfection Level	WWTP Permitted Capacity (mgd)	WWTP Daily Annual Avg Flow (mgd)	WRCA	Reuse
CD	SWFWMD	Orange	OCUD/South WRF	FLA107972	HI	56	24.319	Yes	Yes
CD	SFWMD	Orange	Reedy Creek Improvement District	FLA108219	HI	20	11.362	Yes	Yes
CD	SFWMD	Osceola	TWA – Sandhill Road WWTF	FLA010958	HI	6	4.973	Yes	Yes
CD	SFWMD	Osceola	TWA – Parkway WWTF	FLA010960	HI	1.5	1.218	Yes	Yes
CD	SFWMD	Osceola	St. Cloud Southside WRF	FLA010962	HI	7.6	4.656	Yes	Yes
CD	SJRWMD	Osceola	Good Samaritan Retirement Village WWTF	FLA010974	HI	0.3	0.15	Yes	Yes
CD	SFWMD	Osceola	TWA – Camelot S/D WWTF	FLA010983	HI	5	3.824	Yes	Yes
CD	SFWMD	Osceola	TWA – Cypress West	FLA109843	HI	3.5	2.732	Yes	Yes
CD	SFWMD	Osceola	TWA – Harmony Community Dev. District WWTF	FLA267872	BA	0.499	0.22	Yes	Yes
SED	SFWMD	Palm Beach	City of Boca Raton – WWTP	FL0026344	BA	0	0	Yes	Yes
SED	SFWMD	Palm Beach	City of Boca Raton – WWTP	FL0026344	BA	0	4.44	Yes	Yes
SED	SFWMD	Palm Beach	City of Boca Raton – WWTP	FL0026344	HI	17.5	10.99	Yes	Yes
SED	SFWMD	Palm Beach	Loxahatchee Env. Control Dist. WWTP	FL0034649	HI	11	7.171	Yes	Yes
SED	SFWMD	Palm Beach	South Central Regional WWTP	FL0035980	HB	24	17.98	Yes	No
SED	SFWMD	Palm Beach	Seacoast Utilities Authority PGA Regional WWTF	FL0038768	HI	12	7.543	Yes	Yes
SED	SFWMD	Palm Beach	Palm Beach County Southern Region Water Reclamation Facility	FL0041424	HI	35	19.58	Yes	Yes
SED	SFWMD	Palm Beach	Central Region Reclaimed Water facility	FL0471275	HI	3	0.536	Yes	Yes
SED	SFWMD	Palm Beach	Okeelanta Corporation	FLA013706	BA	0.225	0.0312	No	Yes
SED	SFWMD	Palm Beach	Western Region WWTF	FLA027740	BA	6.5	3.235	Yes	No

Florida Department of Environmental Protection  
2022 Reuse Inventory | November 2023

DEP District Office	Water Management District	County	WWTP Name	Facility ID	WWTP Disinfection Level	WWTP Permitted Capacity (mgd)	WWTP Daily Annual Avg Flow (mgd)	WRCA	Reuse
SED	SFWMD	Palm Beach	East Central Regional Water Reclamation Facility	FLA041360	HB	70	45.21	Yes	No
SED	SFWMD	Palm Beach	Village of Wellington WWTP	FLA042595	HI	6.5	3.83	Yes	No
SED	SFWMD	Palm Beach	Western Region North WWTP	FLA136778	BA	1.2	1.072	Yes	No
SWD	SWFWMD	Pasco	City of New Port Richey WWTF	FL0127434	HI	7.5	5.438	Yes	Yes
SWD	SWFWMD	Pasco	Dade City WWTP	FLA012742	HB	1.5	0.654	No	Yes
SWD	SWFWMD	Pasco	City of Zephyrhills WWTP	FLA012744	HI	3.85	1.676	Yes	No
SWD	SWFWMD	Pasco	Seven Springs WWTF	FLA012752	HI	3.089	1.79	Yes	Yes
SWD	SWFWMD	Pasco	Jasmine Lakes WWTF	FLA012768	BA	0.308	0.288	Yes	No
SWD	SWFWMD	Pasco	Palm Terrace Gardens	FLA012773	BA	0.13	0.08	Yes	Yes
SWD	SWFWMD	Pasco	Forest Lake Estates WWTP	FLA012801	BA	0.216	0.038	Yes	Yes
SWD	SWFWMD	Pasco	Travelers Rest WWTF	FLA012831	HI	0.1	0.025	Yes	Yes
SWD	SWFWMD	Pinellas	City of Dunedin Mainland	FL0021326	HI	6	4.5	Yes	Yes
SWD	SWFWMD	Pinellas	City of Largo	FL0026603	HI	18	12.83	Yes	No
SWD	SWFWMD	Pinellas	City of Oldsmar	FL0027651	HI	2.25	1.46	Yes	Yes
SWD	SWFWMD	Pinellas	City of Tarpon Springs	FL0030406	HI	4	2.02	Yes	Yes
SWD	SWFWMD	Pinellas	Mid-County WWTP	FL0034789	HI	0.9	0.861	Yes	No
SWD	SWFWMD	Pinellas	South Cross Bayou WRF	FL0040436	HI	33	23.55	Yes	No
SWD	SWFWMD	Pinellas	William E. Dunn WRF	FL0128775	HI	9	6.684	Yes	Yes
SWD	SWFWMD	Polk	Auburndale Allred WWTP	FL0021466	HI	1.4	0.564	Yes	Yes

Florida Department of Environmental Protection  
2022 Reuse Inventory | November 2023

DEP District Office	Water Management District	County	WWTP Name	Facility ID	WWTP Disinfection Level	WWTP Permitted Capacity (mgd)	WWTP Daily Annual Avg Flow (mgd)	WRCA	Reuse
SWD	SWFWMD	Polk	City of Winter Haven – WWTP #3	FL0036048	HB	7.5	4.11	Yes	No
SWD	SWFWMD	Polk	City of Lakeland Glendale WRF	FL0039772	BA	13.7	7.702	Yes	No
SWD	SWFWMD	Polk	Northeast Regional WWTF	FL0A00002	HI	4.75	3.967	Yes	Yes
SWD	SWFWMD	Polk	Outdoor Resorts at Orlando WWTF	FLA011047	BA	0.125	0.108	No	Yes
SWD	SWFWMD	Polk	Sun Ray WWTP	FLA012949	BA	1	0.408	Yes	No
SWD	SWFWMD	Polk	Southwest Regional WWTP	FLA012954	HI	4	2.086	Yes	Yes
SWD	SWFWMD	Polk	Waverly WWTF	FLA012968	BA	0.13	0.03	Yes	Yes
SWD	SWFWMD	Polk	City of Lake Alfred	FLA012975	HI	0.9	0.492	Yes	Yes
SWD	SWFWMD	Polk	City of Bartow WRF	FLA012976	BA	4	2.519	Yes	Yes
SWD	SWFWMD	Polk	Haines City WWTP	FLA012977	HI	2.97	2.02	Yes	Yes
SWD	SWFWMD	Polk	Grenelefe Resort Center	FLA013016	BA	0.34	0.151	Yes	Yes
SWD	SWFWMD	Polk	Sweetwater Golf & Tennis Club WWTP	FLA013082	HI	0.07	0.048	No	Yes
SWD	SWFWMD	Polk	Carefree RV Country Club	FLA013093	HI	0.075	0.019	No	Yes
SWD	SWFWMD	Polk	Cypress Lakes WWTP	FLA013123	HI	0.19	0.107	Yes	Yes
SWD	SWFWMD	Polk	Polk Correctional Institution	FLA013360	BA	0.313	0.148	Yes	Yes
SWD	SWFWMD	Polk	City of Auburndale Regional WWTF	FLA016559	HI	2.67	1.845	Yes	Yes
SWD	SWFWMD	Polk	City of Winter Haven – WWTP #2	FLA129747	HI	1.7	1.31	Yes	No
SWD	SWFWMD	Polk	City of Lake Wales - WWTP	FLA129844	HI	2.19	1.1	Yes	Yes
SWD	SWFWMD	Polk	Northwest Regional WWTF	FLA178667	HI	1.515	1.204	Yes	Yes

Florida Department of Environmental Protection  
2022 Reuse Inventory | November 2023

DEP District Office	Water Management District	County	WWTP Name	Facility ID	WWTP Disinfection Level	WWTP Permitted Capacity (mgd)	WWTP Daily Annual Avg Flow (mgd)	WRCA	Reuse
SWD	SWFWMD	Polk	Dundee Regional WWTF	FLA180416	HI	0.7	0.13	No	Yes
SWD	SWFWMD	Polk	City of Davenport WWTF	FLA377392	BA	0.525	0.314	No	Yes
SWD	SWFWMD	Polk	Cardinal Hill WWTF	FLA489093	BA	0.285	0.142	Yes	Yes
SWD	SWFWMD	Polk	Streamsong	FLA760838	HI	0.1	0.021	No	Yes
NED	SJRWMD	Putnam	Crescent City WWTF	FL0021610	BA	0.35	0.114	Yes	Yes
NED	SJRWMD	Putnam	Palatka WWTF	FL0040061	HB	3.5	1.89	Yes	Yes
NED	SJRWMD	Putnam	River Park MHP WWTF	FLA117218	HI	0.1	0.0403	Yes	Yes
NWD	NFWWMD	Santa Rosa	Milton WWTF	FL0021903	HI	2.5	1.869	No	No
NWD	NFWWMD	Santa Rosa	Navarre Beach WWTP	FL0023981	BA	0.032	0.013	No	Yes
NWD	NFWWMD	Santa Rosa	Navarre Beach WWTP	FL0023981	BA	0.9	0.33	No	Yes
NWD	NFWWMD	Santa Rosa	Pace Water System WWTP	FL0102202	HI	2.32	1.726	No	Yes
NWD	NFWWMD	Santa Rosa	Town of Jay – WWTP	FLA010206	BA	0.12	0.051	No	Yes
NWD	NFWWMD	Santa Rosa	Holley-Navarre Wastewater Treatment Facility	FLA010211	HI	2.99	1.687	Yes	Yes
NWD	NFWWMD	Santa Rosa	Gulf Breeze Regional Water System WRF	FLA010212	HI	3.5	1.94	No	Yes
NWD	NFWWMD	Santa Rosa	Sundial Utilities WWTP	FLA016779	BA	0.25	0.11	No	Yes
NWD	NFWWMD	Santa Rosa	Holley Wastewater Reclamation Facility	FLA548464	HI	0.25	0.051	Yes	Yes
SD	SWFWMD	Sarasota	City of Sarasota AWWTF	FL0040771	HI	10.2	7.52	No	Yes
SD	SFWMD	Sarasota	Venice Eastside WWTP	FL0041441	HI	8	3.477	Yes	Yes
SD	SWFWMD	Sarasota	City of North Port of WWTP	FLA013378	HI	4.99	2.018	Yes	Yes



Florida Department of Environmental Protection  
2022 Reuse Inventory | November 2023

DEP District Office	Water Management District	County	WWTP Name	Facility ID	WWTP Disinfection Level	WWTP Permitted Capacity (mgd)	WWTP Daily Annual Avg Flow (mgd)	WRCA	Reuse
SD	SWFWMD	Sarasota	Camelot Lakes WWTP	FLA013390	BA	0.078	0.055	No	Yes
SD	SWFWMD	Sarasota	Southwest WRF	FLA984841	HB	4	0.4	Yes	Yes
CD	SJRWMD	Seminole	Sanford/North WWTF	FL0020141	HI	7.3	5.795	Yes	Yes
CD	SJRWMD	Seminole	Altamonte Springs Regional WRF	FL0033251	HI	12.5	7.21	Yes	Yes
CD	SJRWMD	Seminole	Wekiva Hunt Club WRF	FL0036251	HI	2.9	2.16	Yes	Yes
CD	SJRWMD	Seminole	Orlando/Iron Bridge Regional WRF	FL0037966	HI	40	22.81	Yes	No
CD	SJRWMD	Seminole	Casselberry WRF	FLA011066	HI	2.2	0.806	Yes	Yes
CD	SJRWMD	Seminole	Winter Springs/West	FLA011067	HI	2.07	1.118	No	Yes
CD	SJRWMD	Seminole	Winter Springs – East WWTF	FLA011068	HI	2.012	1.153	No	Yes
CD	SJRWMD	Seminole	Oviedo WRF	FLA011074	HI	2.4	1.575	Yes	Yes
CD	SJRWMD	Seminole	Chuluota WWTF	FLA011076	HI	.25	0.169	Yes	Yes
CD	SJRWMD	Seminole	Palm Valley MHP WWTF	FLA011085	HI	0.15	0.083	Yes	Yes
CD	SJRWMD	Seminole	SCES/ Greenwood Lakes WRF	FLA011086	HI	3	2.074	Yes	Yes
CD	SJRWMD	Seminole	SCES/Northwest Regional	FLA042625	HI	3.5	2.376	Yes	Yes
NED	SJRWMD	St. Johns	St. Augustine WWTF No. 1	FL0021938	BA	4.95	4.075	Yes	No
NED	SJRWMD	St. Johns	Anastasia Island WWTF	FL0038831	HI	4.95	2.96	Yes	Yes
NED	SJRWMD	St. Johns	Julington Creek WRF	FL0043591	HI	1	0.87	Yes	Yes
NED	SJRWMD	St. Johns	Players Club South WWTF	FL0044245	HI	2.4	.67	Yes	Yes
NED	SJRWMD	St. Johns	Marsh Landing WWTF	FL0044253	HI	0.8	0.65	Yes	Yes

Florida Department of Environmental Protection  
2022 Reuse Inventory | November 2023

DEP District Office	Water Management District	County	WWTP Name	Facility ID	WWTP Disinfection Level	WWTP Permitted Capacity (mgd)	WWTP Daily Annual Avg Flow (mgd)	WRCA	Reuse
NED	SJRWMD	St. Johns	State Road 207 WWTF	FL0117471	HI	0.25	0.178	Yes	Yes
NED	SJRWMD	St. Johns	Ponte Vedra WRF	FL0117951	HI	0.8	0.608	Yes	Yes
NED	SJRWMD	St. Johns	Blacks Ford WRF	FL0174441	HI	6	5.25	Yes	No
NED	SJRWMD	St. Johns	Northwest Wastewater Treatment Plant	FL0670651	HI	3	1.413	Yes	Yes
NED	SJRWMD	St. Johns	North Beach Utilities WWTF	FLA011765	BA	0.364	0.194	No	Yes
NED	SJRWMD	St. Johns	Ponce De Leon WWTF	FLA011773	BA	0.24	.081	No	Yes
SED	SFWMD	St. Lucie	Fort Pierce Utility Authority – WWTF	FL0027278	BA	10	4.63	Yes	No
SED	SFWMD	St. Lucie	SLCUD South Hutchinson Island Water Reclamation Facility	FL0139475	HB	1.6	0.365	Yes	Yes
SED	SFWMD	St. Lucie	SLCU North Hutchinson Island WWTF	FLA013946	HB	0.85	0.187	Yes	Yes
SED	SFWMD	St. Lucie	Savanna Club WWTF	FLA013958	BA	0.15	0.047	No	Yes
SED	SFWMD	St. Lucie	St. Lucie County Utilities Holiday Pines WWTF	FLA013969	HB	0.3	0.153	Yes	Yes
SED	SFWMD	St. Lucie	Spanish Lakes Country Club	FLA013977	BA	0.16	0.111	Yes	Yes
SED	SFWMD	St. Lucie	Island Dunes Country Club WWTF	FLA013980	HI	0.12	0.054	Yes	Yes
SED	SFWMD	St. Lucie	Meadowood Community Association Inc. WWTF	FLA013982	HI	0.105	0.046	Yes	Yes
SED	SFWMD	St. Lucie	Harbour Ridge Wastewater Treatment Facility	FLA013986	HI	0.12	0.063	No	Yes
SED	SFWMD	St. Lucie	St. Lucie West Services District	FLA013993	HI	2.13	1.465	Yes	Yes
SED	SFWMD	St. Lucie	Spanish Lakes Fairways WWTF	FLA013998	HI	0.25	0.115	Yes	Yes
SED	SFWMD	St. Lucie	Port St. Lucie Utility Westport WWTF	FLA139653	HI	6	4.3	Yes	Yes
CD	SWFWMD	Sumter	Sumter Correctional Institution WWTF	FLA013558	HI	0.35	0.254	No	Yes

Florida Department of Environmental Protection  
2022 Reuse Inventory | November 2023

DEP District Office	Water Management District	County	WWTP Name	Facility ID	WWTP Disinfection Level	WWTP Permitted Capacity (mgd)	WWTP Daily Annual Avg Flow (mgd)	WRCA	Reuse
CD	SWFWMD	Sumter	Little Sumter Utility Co. WWTF	FLA017133	HI	3	1.529	No	Yes
CD	SWFWMD	Sumter	City of Bushnell - David Hanson WWTF	FLA188697	BA	0.5	0.298	No	Yes
CD	SWFWMD	Sumter	North Sumter Utility Company WWTF	FLA281581	HI	2.8	2.068	No	Yes
CD	SWFWMD	Sumter	Central Sumter Utility Company WWTF	FLA499951	HI	1.6	1.316	No	Yes
NED	SRWMD	Suwannee	Live Oak WWTF	FLA011805	HB	2.21	0.9126	Yes	Yes
NED	SRWMD	Suwannee	Advent Christian Village WWTF	FLA011819	BA	0.21	0.041	Yes	Yes
NED	SRWMD	Taylor	Perry WWTF	FL0026387	HI	1.25	1.1052	No	No
NED	SRWMD	Taylor	Taylor Correctional Institution WWTF	FLA011831	BA	0.4	0.099	No	Yes
NED	SRWMD	Union	City of Lake Butler WWTF	FLA118338	BA	0.7	0.551	Yes	Yes
CD	SJRWMD	Volusia	Deland/Wiley M. Nash Water Reclamation Facility	FL0020303	HI	6	3.97	Yes	No
CD	SJRWMD	Volusia	Ormond Beach WWTF	FL0020532	HI	8	4.65	Yes	No
CD	SJRWMD	Volusia	Port Orange WWTF	FL0020559	HB	12	6.687	Yes	Yes
CD	SJRWMD	Volusia	City of Edgewater	FL0021431	HI	2.75	1.605	Yes	Yes
CD	SJRWMD	Volusia	Holly Hill WRF	FL0027677	HI	3	1.92	Yes	No
CD	SJRWMD	Volusia	New Smyrna Beach Water Reclamation Facility	FL0172090	HI	7	3.59	Yes	No
CD	SJRWMD	Volusia	VC/Southwest WWTF-2	FLA011121	HI	0.6	0.286	Yes	Yes
CD	SFWMD	Volusia	VC/Southwest Regional WWTF-1	FLA011128	HI	2.341	1.799	Yes	Yes
CD	SJRWMD	Volusia	VC/ Halifax Plantation WWTF-8	FLA011131	HI	0.3	0.149	Yes	Yes
CD	SJRWMD	Volusia	Tymber Creek WWTF	FLA011193	HI	0.131	0.043	No	Yes

Florida Department of Environmental Protection  
2022 Reuse Inventory | November 2023

DEP District Office	Water Management District	County	WWTP Name	Facility ID	WWTP Disinfection Level	WWTP Permitted Capacity (mgd)	WWTP Daily Annual Avg Flow (mgd)	WRCA	Reuse
CD	SJRWMD	Volusia	VC/Southeast WWTF-7	FLA017413	HI	0.52	0.253	Yes	Yes
CD	SJRWMD	Volusia	Deltona Lakes	FLA111724	HI	1.4	0.588	Yes	Yes
NWD	NFWWMD	Wakulla	Wakulla County – Otter Creek WWTP	FLA010225	BA	1.2	0.664	No	Yes
NWD	NFWWMD	Wakulla	Winco Utilities, Inc. WWTP	FLA016544	BA	0.495	0.283	No	Yes
NWD	NFWWMD	Wakulla	St. Marks WWTF	FLA102318	BA	0.1	0.048	No	No
NWD	NFWWMD	Walton	South Walton Utility Company WWTP	FL0102482	HI	2.75	1.688	Yes	Yes
NWD	NFWWMD	Walton	City of Freeport WWTP	FLA010245	BA	0.6	0.531	Yes	Yes
NWD	NFWWMD	Walton	Sandestin WWTP	FLA010251	HB	4	1.985	Yes	Yes
NWD	NFWWMD	Walton	Point Washington WWTF	FLA010252	HB	4	1.242	Yes	Yes
NWD	NFWWMD	Walton	Walton Correctional Institution WWTP	FLA010254	BA	0.225	0.175	No	Yes
NWD	NFWWMD	Walton	City of Defuniak Springs WWTP	FLA102440	BA	1.5	1	No	Yes
NWD	NFWWMD	Walton	Seacrest WWTF	FLA183555	HB	4	0.509	Yes	Yes
NWD	NFWWMD	Walton	Walton County Commerce Park at Mossy Head WWTF	FLA689637	BA	0.25	.0253	No	Yes
NWD	NFWWMD	Washington	Northwest Florida Reception Center WWTF	FLA010260	BA	0.465	0.241	No	Yes
NWD	NFWWMD	Washington	Chipley WWTP	FLA027570	HI	1.2	1.08	No	No
NWD	NFWWMD	Washington	City of Vernon WWTF	FLA102563	BA	0.206	0.105	No	Yes