

2022

# Statewide Emergency Shelter Plan



<b>Table of Contents</b>		<b>Page</b>
Table of Contents		
List of Appendices, Tables and Figures		
Executive Summary		i
<b>1.0</b>	<b>INTRODUCTION</b>	<b>1-1</b>
1.1	Purpose of the Statewide Emergency Shelter Plan	1-1
1.2	Background and Chronology	1-1
1.3	Statutory Considerations	1-2
<b>2.0</b>	<b>EDUCATIONAL FACILITIES AS EMERGENCY SHELTERS</b>	<b>2-1</b>
2.1	Public Shelter Design Criteria	2-1
2.2	Exemption Criteria	2-2
2.3	Exemption Process	2-9
2.4	Estimate of School District Compliance with EHPA Requirements	2-9
<b>3.0</b>	<b>REGIONAL HURRICANE EVACUATION SHELTER REQUIREMENTS</b>	<b>3-1</b>
3.1	Methodology for Calculating Regional and County Hurricane Evacuation Shelter Status	3-2
3.2	Location and Square Footage of Existing and Needed Shelters	3-4
3.3	County Hurricane Evacuation Shelter Status	3-4
3.4	Public Health Emergency Considerations	3-7
3.5	Pet-Friendly Shelter Availability	3-8
<b>4.0</b>	<b>TYPES OF PUBLIC FACILITIES THAT SHOULD COMPLY WITH PUBLIC SHELTER DESIGN CRITERIA</b>	<b>4-1</b>
4.1	Public Schools and Colleges	4-1
4.2	Charter Schools	4-2
4.3	State Universities	4-2
4.4	State and Local Public Facilities	4-2
<b>5.0</b>	<b>RECOMMENDED SOURCES OF FUNDING</b>	<b>5-1</b>
<b>6.0</b>	<b>STATEWIDE PROGRESS TOWARD ELIMINATING THE PUBLIC HURRICANE EVACUATION SHELTER SPACE DEFICIT</b>	<b>6-1</b>
<b>7.0</b>	<b>CONCLUSIONS</b>	<b>7-1</b>

## APPENDICES

<b>List of Appendices</b>	<b>Page</b>
Appendix A: List of Hurricane Evacuation Shelters by County, Location and Capacity	A-1
Appendix B: Section 453.25 Public Shelter Design Criteria, <i>2020 Florida Building Code – Building, 7<sup>th</sup> Edition</i>	B-1
Appendix C: Acronyms and Abbreviations	C-1
Appendix D: Glossary	D-1
Appendix E: Hurricane Evacuation Shelter Space Capacity and Net Usability Factors	E-1
Appendix F: Hurricane Evacuation Shelter Space Capacity Demand Data	F-1

## EXECUTIVE SUMMARY

Pursuant to section [1013.372\(2\)](#) and section [252.385\(2\)\(b\)](#), Florida Statutes (F.S.) the Florida Division of Emergency Management (Division) is responsible for preparing a *Statewide Emergency Shelter Plan* (SESP). The SESP serves as a guide to determine the need for new school facilities to be designed and built as hurricane evacuation shelters. The SESP is submitted to the Governor and Cabinet for approval by January 31 of each even-numbered year. The SESP identifies the general location and square footage of existing General Population and Special Needs shelter space, by Regional Planning Council (RPC) region, and projected space needs during the next five (5) years. The SESP also includes information on the availability of shelters capable of accommodating pets.

Beginning with publication of the 2006 SESP, the Division monitors the status of the statewide inventory of Special Needs shelters. Historically, Special Needs included the total population hurricane evacuation shelter demand estimates and hurricane evacuation shelter capacities. The Division was asked to separate the two shelter types and monitor progress toward improvement, following the 2004 hurricane season in which revealed the need to improve Special Needs shelters. Special Needs shelter requirements differ from General Population shelters improvement needs, as they require the provision of standby electric power supported air-conditioning and additional space per client to accommodate for caregivers and medical equipment.

Based on currently available information, two (2) RPC regions continue to have a deficit of General Population shelter space and three (3) RPC regions continue to have a deficit of Special Needs shelter space through 2027. The projections do not assume addition of new space to regional inventories through 2027. Addition of new shelter facilities, retrofitting of existing facilities to meet the criteria required per [ARC Hurricane Evacuation Shelter Selection Standards \(HESSS\)](#) and/or local designation of new space will help offset damaged/functionally obsolescent buildings and increased demand as a result of population growth, significantly reducing or eliminating projected deficits.

Table EX-1 provides a summary of the projected regional hurricane evacuation shelter space demands for 2022 and 2027, the quantity of recognized hurricane evacuation shelter spaces per region as of Fiscal Year 2020-2021 and tracking of deficient or sufficient capacity of spaces per region. All RPC regions are deficient when the Public Health Emergency provisions for social distancing space, an increase in General Population shelter space from 20 Sq. Ft. to 60 Sq. Ft. per client, are applied per [American Red Cross Doctrine Bulletin - Pre-Landfall Congregate Shelter Operations in a COVID-19 Pandemic](#).

**Table Ex-1 (RPC Regional Demand and Status)**

2022 Estimated Total Shelter Demand		RPC Region / Status for 2022	2027 Estimated Total Shelter Demand		RPC Region / Status for 2027
SPACES	SQFT		SPACES	SQFT	
39,908	914,120	1 / Sufficient	40,463	926,820	1 / Sufficient
16,576	412,320	2 / Sufficient	16,986	422,448	2 / Sufficient
40,375	900,660	3 / Sufficient	40,619	906,053	3 / Sufficient
78,175	1,785,660	4 / Sufficient	78,585	1,797,135	4 / Sufficient
134,659	3,002,900	5 / Sufficient	135,558	3,022,806	5 / Sufficient
47,078	1,114,520	6 / Deficient	47,747	1,130,669	6 / Deficient
173,705	3,827,060	7 / Sufficient	174,862	3,857,119	7 / Sufficient
102,072	2,389,280	8 / Sufficient	102,681	2,403,531	8 / Sufficient
63,906	1,390,560	9 / Sufficient	64,927	1,413,104	9 / Sufficient
156,871	3,315,620	10 / Deficient	158,472	3,354,087	10 / Deficient

Public facilities constructed to comply with public shelter design criteria include all facilities that are subject to be used as public hurricane evacuation shelters under the authority of section [252.385\(4\)\(a\), F.S.](#); that is, public schools, postsecondary education (community or state colleges and universities), and certain other facilities owned or leased by state and local governments. When appropriately located, designed and constructed, the following types of facilities are considered suitable for use as public hurricane evacuation shelters:

- Community and civic centers
- Meeting halls
- Gymnasiums
- Auditoriums
- Cafeterias and dining areas
- Open floor multipurpose facilities

- Exhibition halls
- Sports arenas
- Field houses
- Conference and training centers
- Certain classroom facilities
- Other public assembly facilities.

The types of facilities not appropriate for use as public shelters have the following conditions:

- Location: e.g., facilities within Category 1, 2 or 3 (or A, B or C) hurricane evacuation zones and Category 4 or 5 (D or E) storm surge zones; coastal or inland flooding isolation;
- Presence of or proximity to certain hazardous materials, low evacuation demand;
- Size: e.g., facilities with less than 2,000 Sq. Ft. of net floor area; or,
- Other characteristics: e.g., incompatibility of facility's normal use or availability with mass care function; and, long-range planning considerations.

During development of the 2022 SESP, the Division coordinated with Florida Department of Education (DOE) staff to estimate the compliance rate of school districts adhering to the statutory and code requirements of the public shelter design criteria. In 2001, the State Auditor General found that, of the new schools reviewed, only 65 percent appeared to comply with the public shelter design criteria. Between 2001 and 2009 the Division observed a similar compliance rate of 65 percent. However, from 2010 – 2016 compliance with the law improved to about 80 percent. For the most recent available data, DOE reported a finding of 100 percent compliance in the regions where the requirement applies, and new facilities were built where DOE had tracking awareness. DOE does not have authority over all school facility build-outs as it did at one time.

District school boards generally reported that the construction cost premium for incorporating the criteria is approximately three (3) to nine (9) percent. This is a significant cost that must be borne by state and local agencies. Therefore, section 1013.372(2), F.S. requires that the Division recommend an appropriate and available source of funding for the additional cost of constructing emergency shelters. The Division recommends the use of existing capital outlay funds as source of funding.

The Division has statutory duty and authority to administer a statewide program to eliminate the deficit of "safe" hurricane evacuation shelter space. For ease of reference, the Division recognized the [American Red Cross \(ARC\) Standards for Hurricane Evacuation Shelter Selection \(ARC 4496\)](#) as the minimum hurricane evacuation shelter survey criteria. At a minimum, a surveyed (or reported) facility must meet ARC 4496 to be described as "safe," "suitable" or "appropriate" in this SESP. In June 2018, ARC 4496 was replaced by HESSS. There are no substantive hurricane safety changes between ARC 4496 and its replacement HESSS. To accomplish this, the Division implemented a multifaceted program. This program includes:

- Survey of existing buildings, both public and private, to identify suitable shelter capacity;

- Where cost effective and productive, support mitigation and retrofitting of existing facilities to increase shelter capacity;
- Construction of new facilities to meet the public shelter design criteria;
- Shelter demand reduction through improved hurricane hazard models and behavioral studies.

While regional deficits still remain, Florida's deficit of General Population hurricane evacuation shelter space was eliminated on a statewide aggregate basis. However, there is still a deficit of safe Special Needs hurricane evacuation shelter space. The Division's hurricane evacuation shelter survey and retrofit program identified, created, or otherwise documented 615,829 hurricane evacuation shelter spaces that meet ARC HESSS guidelines. Public school new EHPA construction programs have created an additional 461,715 hurricane evacuation shelter spaces. Therefore, by the 2022 Atlantic hurricane season, Florida will have a total of about 1,077,544 shelter spaces equating to 21,550,880 Sq. Ft. in buildings that meet ARC HESSS guidelines at 20 Sq. Ft. per client. The public shelter demand resulting from hurricane evacuation has significantly been reduced over the past 20 years due to improvements in public education and information and more accurate storm surge/evacuation zone modeling with the use of the Light Detection and Ranging (LiDAR). Since 2010, the Statewide Regional Evacuation Studies (SRES) Program resulted in a statewide aggregate hurricane evacuation shelter space demand reduction. A new behavioral study completed in 2021 found more reduction in demand for public shelter space statewide. Florida's safe hurricane evacuation shelter space demand for 2022 is 861,460 at 20 Sq. Ft. per client space which equates to 17,229,200 Sq. Ft. of needed space.

With publication of this 2022 SESP, Florida has 45 counties with sufficient capacity of General Population hurricane evacuation shelter space. There are 36 counties with sufficient capacity of Special Needs hurricane evacuation shelter space. Fewer counties have deficits of public shelter space in 2022 than in 2020 under normal evacuation situations. However, since publication of the 2020 SESP, the nation has experienced a Public Health Emergency. When factoring in the additional space for social distancing during a Public Health Emergency, no county or region has sufficient space. In order to provide for 861,460 spaces in accordance with the American Red Cross recommended 60 Sq. Ft. per person, Florida requires 51,687,600 Sq. Ft. of shelter space. The space required during a Public Health Emergency is deficient by 30,050,260 Sq. Ft. or approximately 58 percent.

As Florida's hurricane vulnerable population continues to grow, it is vitally important that construction of hurricane evacuation shelters and retrofit of existing buildings be considered a priority. Florida's goal is to eliminate the hurricane evacuation shelter space deficit in every region of the state. Florida must incorporate public shelter design criteria into new construction, retrofit suitable existing buildings, and continue use of improved hurricane evacuation studies and new technologies. The overall result of full implementation of the Division's hurricane evacuation shelter deficit elimination strategy is a greater level of preparedness, resiliency, a more efficient response to incidents and a greater ability to meet the needs of disaster survivors.

## 1.0 INTRODUCTION

### 1.1 Purpose of the Statewide Emergency Shelter Plan

Pursuant to section 1013.372(2), and section 252.385(2)(b), Florida Statutes (F.S.) the *Statewide Emergency Shelter Plan* (SESP) is prepared and submitted to the Governor and Cabinet for approval. The SESP provides information on existing and needed hurricane evacuation shelter square footage. This information is used by district school boards, college boards of trustees, university boards of trustees and emergency management agencies in planning for the construction of new educational facilities to comply with the public shelter design criteria. "Board," unless otherwise specified, means a district school board, a college board of trustees, and a university board of trustees.

The 2022 SESP, when approved, will determine which Regional Planning Council (RPC) areas have a higher demand than capacity. In those RPCs, Boards are required to construct new educational facilities to comply with the public shelter design criteria. The SESP must address:

- The general location and square footage of existing General Population and Special Needs shelters by RPC region;
- The general location and square footage of projected General Population and Special Needs shelters by RPC regional need for the next five years;
- The types of facilities that should comply with the public shelter design criteria; the impact of a concurrent Public Health Emergency on sheltering;
- Identify counties with shelters that accept pets. The SESP recommends a source of funding for the additional cost of constructing public hurricane evacuation shelters in those public facilities.

Included in the SESP is limited advisory guidance by the Division on subjects relating to implementation of the criteria; such as, explanation of exemption criteria, calculation of shelter space capacity, etc. The guidance is not intended to be a comprehensive commentary of the criteria, but is limited to subjects pertinent to the most frequently asked questions. This 2022 SESP includes a brief progress summary of statewide hurricane evacuation shelter space deficit elimination.

### 1.2 Background and Chronology

On August 24, 1992, Hurricane Andrew made landfall in South Florida as a Category 5 hurricane. Winds in excess of 160 miles per hour spread inland, causing catastrophic damage in Miami-Dade County and other inland south Florida areas. It was estimated that 750,000 persons were ordered to evacuate coastal areas, inland flood prone areas and manufactured homes. In some cases, spontaneous (or "shadow") evacuation of persons outside of areas ordered to evacuate also occurred. Though many evacuees sought shelter in motels or the homes of family and friends, many sought safety in public shelter facilities in the affected area, and in communities along evacuation routes throughout the state. This unprecedented relocation of Florida's residents and visitors in the face of an impending natural disaster stretched the resources of State, local, and private agencies to provide public shelter. Post-disaster evaluations of evacuation and sheltering



operations by the *Governor's Disaster Planning and Response Review Committee*, also known as the “Lewis Commission,” identified the lack of adequate and appropriate public shelter space as a critical planning issue.

As a result, the Legislature added statutes intended to eliminate Florida’s deficit of safe public hurricane evacuation shelter space in every region of the State.

Chapter 1013 of the Florida Statutes directs the Florida Department of Education (DOE) to develop standards for a public shelter design criteria in consultation with boards, county emergency management offices, and the Division. Thus, new educational facilities can serve as public shelters for emergency management purposes. DOE contracted with the University of Florida, School of Building Construction, to prepare the public shelter design criteria. The university advisory committee consisted of members from federal, state and local emergency management agencies, architects, engineers, academia, district school boards and the American Red Cross (ARC). The goal was to provide a safe and self-sufficient facility through cost-effective designs and construction methods.

The process began in 1994 and was adopted into State Requirements for Educational Facilities on April 28, 1997. Subsequently, the criteria was incorporated into Chapter 423 of the Florida Building Code, which became effective March 1, 2002, and then Chapter 453 of the 5<sup>th</sup> Edition (2014) on June 30, 2015. The resulting design criteria includes structural enhancements, potable water and sanitary requirements, provisions for standby emergency power, and other considerations that improve survivability and shelter management operations.

The public shelter program lessons learned from Hurricane Andrew were reiterated in 2016 when, after 11 years of relative quiet, hurricanes began making landfall again in Florida. For example, in 2017 evacuations were ordered in 54 out of Florida’s 67 counties in advance of Hurricane Irma and more than 6.8 million people evacuated. General Population shelters housed 321,746 people and Special Needs shelters housed 18,227 clients. All of Florida’s shelters were considered pet-friendly for this event resulting in 21,667 pets sheltering across the state.

### **1.3 Statutory Considerations**

Statutory authorities are in place for implementation of the public shelter design criteria. The following statutes provide context for decisions relating to planning and exemption of educational facilities.

**252.38 Emergency management powers of political subdivisions.**--Safeguarding the life and property of its citizens is an innate responsibility of the governing body of each political subdivision of the state.

(1) COUNTIES.--

(d) During a declared state or local emergency and upon the request of the director of a local

emergency management agency, the district school board or school boards in the affected area shall participate in emergency management by providing facilities and necessary personnel to staff such facilities. Each school board providing transportation assistance in an emergency evacuation shall coordinate the use of its vehicles and personnel with the local emergency management agency.

Section 252.38, F.S. places the duty for evacuating and sheltering at-risk citizens during an emergency or disaster upon county governing boards (i.e., Board of County Commissioners). To expand and expedite locally available resources to meet an emergency need, the Legislature directed that during a declared state or local emergency, boards will participate in emergency management by providing facilities, personnel, equipment and vehicles upon request.

Public schools are the primary source of evacuation shelters, currently accounting for more than 97 percent of statewide hurricane evacuation shelter space. However, not all existing school facilities are appropriately designed, located and recognized as meeting hurricane shelter safety criteria. Therefore, it is critical that new school facilities be appropriately designed and located to serve the required emergency function.

#### **252.385 Public shelter space**

(1) It is the intent of the Legislature that this state not have a deficit of safe public hurricane evacuation shelter space in any region of the state by 1998 and thereafter.

(2)(a) The division shall administer a program to survey existing schools, universities, community colleges, and other state-owned, municipally owned, and county-owned public buildings and any private facility that the owner, in writing, agrees to provide for use as a public hurricane evacuation shelter to identify those that are appropriately designed and located to serve as such shelters. The owners of the facilities must be given the opportunity to participate in the surveys. The state university boards of trustees, district school boards, community college boards of trustees, and the Department of Education are responsible for coordinating and implementing the survey of public schools, universities, and community colleges with the division or the local emergency management agency.

(2)(b) By January 31 of each even-numbered year, the division shall prepare and submit a statewide emergency shelter plan to the Governor and Cabinet for approval, subject to the requirements for approval in s. 1013.37(2). The emergency shelter plan must project, for each of the next 5 years, the hurricane shelter needs of the state, including periods of time during which a concurrent public health emergency may necessitate more space for each individual to accommodate physical distancing. In addition to information on the general shelter needs throughout this state, the plan must identify the general location and square footage of special needs shelters, by regional planning council region. The plan must also include information on the availability of shelters that accept pets. The Department of Health shall assist the division in determining the estimated need for special needs shelter space and the adequacy of facilities to meet the needs of persons with special needs based on information from the registries of persons with special needs and other information.

(4)(a) Public facilities, including schools, postsecondary education facilities, and other facilities owned or leased by the state or local governments, but excluding hospitals, hospice care facilities, assisted living facilities, and nursing homes, which are suitable for use as public hurricane evacuation shelters shall be made available at the request of the local emergency management agencies. The local emergency management agency shall coordinate with these entities to ensure that designated facilities are ready to activate prior to a specific hurricane or disaster. Such agencies shall coordinate with the appropriate school board, university, community college, state agency, or local governing board when requesting the use of such facilities as public hurricane evacuation shelters.

During the 2021 Legislative Session, SB 2006 revised 252.385 (2) (b) to include tracking shelter space in case of a Public Health Emergency. The statute, as published, reads “The emergency shelter plan must address the hurricane shelter needs of the state, including during times of a concurrent Public Health Emergency that necessitates more space for each individual in such shelters to accommodate physical distancing.” This 2022 SESP fulfills the directive in Chapter 3 (see Figure 3-4) and Chapter 6.

Section 252.385, F.S. states the intent of the Legislature to eliminate the deficit of “safe” public hurricane evacuation shelter space. The Division was given both the duty and authority to administer a statewide program to survey public facilities and identify those that are appropriately designed and located to serve as public shelters. To ensure consistency with state and national standards, codes, guidelines and “best practices,” the Division recognized ARC HESSS (formerly ARC 4496) as the minimum hurricane evacuation shelter safety criteria. Therefore, at a minimum, meeting the intent of ARC HESSS is a required condition for a public facility to be described as “safe,” “suitable” or “appropriate” for recognition in this SESP. The public hurricane evacuation shelter capacities listed as “suitable” in this SESP are recognized by the Division as meeting ARC HESSS hurricane safety criteria.

The Division does not certify, approve or designate hurricane evacuation shelters. Through its survey program, the Division provides data and assistance to local emergency managers. Appendix A identifies the statewide inventory of facilities that have been built or retrofitted to meet ARC HESSS. Some schools will meet ARC HESSS, but storm surge or flooding inundation may preclude addition to the statewide inventory.

In addition to the ARC HESSS minimum standards, local emergency managers consider other factors when activating emergency sheltering capabilities. Factors such as: type of incident requiring shelter, location, available staffing, equipment and material resources, internal/external movement circulation, availability of adequate toilets and sanitation, feeding capabilities, standby or emergency electric power capability, types of spaces available and their configuration and contents and more. When demand exceeds available ARC HESSS shelter space capacity, local emergency managers may activate other facilities that afford the best available protection and features.

Section 252.385(2)(b), F.S. requires the SESP to include information on the general location and square footage of both existing and future needed Special Needs shelter space by Regional Planning Council (RPC) region. The Florida Department of Health is required to assist

in determining need and adequacy of facilities for Special Needs. The SESP is also required to provide information on the availability of public Pet-Friendly Shelters.

Section 252.385(4)(a), F.S. makes available all suitable public facilities owned or leased by state or local government agencies upon request of the applicable local emergency management agency. This broadens the types of facilities that can be used by emergency management officials in a declared emergency and is consistent with the Division's authority to survey all appropriate public facilities for use as public hurricane evacuation shelters.

**1013.372 Education facilities as emergency shelters.**

(1) The Department of Education shall, in consultation with boards and county and state emergency management offices, include within the standards to be developed under this subsection public shelter design criteria to be incorporated into the Florida Building Code. The new criteria must be designed to ensure that appropriate new educational facilities can serve as public shelters for emergency management purposes. A facility, or an appropriate area within a facility, for which a design contract is entered into after the effective date of the inclusion of the public shelter criteria in the code must be built in compliance with the amended code unless the facility or a part of it is exempted from using the new shelter criteria due to its location, size, or other characteristics by the applicable board with the concurrence of the applicable local emergency management agency or the Division of Emergency Management. Any educational facility located or proposed to be located in an identified category 1, 2, or 3 evacuation zone is not subject to the requirements of this subsection. If the regional planning council region in which the county is located does not have a hurricane evacuation shelter deficit, as determined by the Division of Emergency Management, educational facilities within the planning council region are not required to incorporate the public shelter criteria.

As directed by law, the DOE is required to develop criteria, in consultation with district boards and state and local emergency management offices, to ensure that appropriate new educational facilities can serve as public shelters for emergency management purposes. The criteria are required to be incorporated into the Florida Building Code (i.e., section 453.25, *Florida Building Code--Building*), and all new facilities for which a design contract is entered into after incorporation of the criteria into the code must be built in compliance with the criteria. The public shelter design criteria are applicable to both district school board and community or state college facilities and became effective on April 28, 1997. These criteria are codified into the *Florida Building Code--Building* on March 1, 2002.

Section 1013.372(1), F.S. allows a board to exempt a facility from the criteria if the location, size or other characteristics is inappropriate for use as a public shelter. A facility that is located, or proposed to be located, in a RPC region that is determined by the Division to have a sufficient capacity of hurricane evacuation shelter space may also be exempted. It is unlawful and a violation of the Florida Building Code for a board to exempt a new educational facility from the criteria without the written concurrence of the applicable local emergency management agency or the Division.

**1013.74 University authorization for fixed capital outlay projects.**

(4) The university board of trustees shall, in consultation with local and state emergency management agencies, assess existing facilities to identify the extent to which each campus has public hurricane evacuation shelter space. The board shall submit to the Governor and the Legislature by August 1 of each year a 5-year capital improvements program that identifies new or retrofitted facilities that will incorporate enhanced hurricane resistance standards and that can be used as public hurricane evacuation shelters. Enhanced hurricane resistance standards include fixed passive protection for window and door applications to provide mitigation protection, security protection with egress, and energy efficiencies that meet standards required in the 130-mile-per-hour wind zone areas. The board must also submit proposed facility retrofit projects to the Division of Emergency Management for assessment and inclusion in the annual report prepared in accordance with s. 252.385(3). Until a regional planning council region in which a campus is located has sufficient public hurricane evacuation shelter space, any campus building for which a design contract is entered into subsequent to July 1, 2001, and which has been identified by the board, with the concurrence of the local emergency management agency or the Division of Emergency Management, to be appropriate for use as a public hurricane evacuation shelter, must be constructed in accordance with public shelter standards.

Section 1013.74(4), F.S., provide state university boards of trustees statutory duties. State universities are directed to assess existing facilities to identify the extent to which each campus has public hurricane evacuation shelter space.

Each campus is responsible for developing a five-year capital improvements program that identifies potential new and retrofitted facilities that can be used as public hurricane evacuation shelters. All campus buildings for which a design contract is entered into after July 1, 2001 are required to be constructed to the standard.

The statute indicates that a university board of trustees may exempt a facility from the criteria with the concurrence of the applicable local emergency management agency or the Division. A facility that is proposed to be located within an RPC region that is determined by the Division to have a sufficient capacity of hurricane evacuation shelter space may also be exempted. As with district school boards and community colleges, it is unlawful for a university board of trustees to exempt a new campus facility without the written concurrence of the applicable local emergency management agency or the Division.

**381.0303 Special Needs Shelters. --**

(2)(d) Local emergency management agencies shall be responsible for the designation and operation of special needs shelters during times of emergency or disaster and the closure of the facilities following an emergency or disaster. The local health department and emergency management agency shall coordinate these efforts to ensure the appropriate designation and operation of special needs shelters. County health departments shall assist the local emergency management agency with regard to the management of medical services in special needs shelters.

Section 381.0303(2)(d), F.S. requires local emergency management agencies to designate public Special Needs shelters. The Florida Department of Health (through county health departments) is assigned the duty to assist with managing the medical service needs of the clients.

The Division recommends Special Needs hurricane evacuation shelters designated by local emergency management agencies should meet the ARC HESSS hurricane safety criteria, and are designed and constructed to higher performance codes and standards; such as the Public Shelter Design Criteria or the International Code Council's storm shelter standard (ICC 500).

## 2.0 EDUCATIONAL FACILITIES AS EMERGENCY SHELTERS

The Public Shelter Design Criteria, which are also known as Enhanced Hurricane Protection Area (EHPA), were designed to ensure that appropriate new educational facilities can serve as public shelters for emergency management purposes. The EHPA code provisions can be found in section 453.25, *Florida Building Code—Building*. Public educational facilities primarily serve an educational purpose. During a declared state of emergency, these facilities may function as public shelters. The public shelter function is a lawfully authorized function. During a declared state or local emergency, public shelter functions can supersede normal educational functions. Therefore, consideration of the emergency management purpose is a critical component in the design of new educational facilities. The following will provide advisory guidance for implementing the criteria.

### 2.1 Public Shelter Design Criteria

The EHPA ensures that new educational facilities meet or exceed applicable national design and construction standards, guidelines and “best practices.” The EHPA has been designed to significantly enhance occupant safety and building integrity. One of the main objectives of the EHPA is to ensure that these facilities continue to serve the public after exposure to a major hurricane.

It is highly recommended that facility owners, planners and designers incorporate the American Red Cross’ HESSS (formerly ARC 4496) for an EHPA during the planning and design process. ARC HESSS is the minimum hurricane evacuation shelter safety guideline used by the Division.

ARC HESSS requires that public hurricane evacuation shelters be designed, constructed and capable of withstanding wind loads according to the American Society of Civil Engineers Standard 7, *Minimum Design Loads for Buildings and Other Structures* (ASCE 7). The Division endorses this recommendation.

Special Needs shelters should meet the same hurricane safety criteria as General Population shelters (ARC HESSS and other state and national public shelter criteria). Following the 2004 hurricane season, the Division and Florida Department of Health, in consultation with the Executive Office of the Governor, issued a memorandum stating an expectation that Special Needs be located in facilities that, at a minimum, meet the ARC HESSS hurricane safety criteria, that Special Needs client occupied areas have standby power supported air-conditioning, and that client shelter spaces be based on 60 Sq. Ft. per client (instead of the 20 Sq. Ft. used for General Population shelter spaces). As with Assisted Living Facility air-conditioning requirements, the air temperature of Special Needs client spaces should not exceed 81 degrees Fahrenheit (°F). The 60 Sq. Ft. of space includes an allowance for one caregiver and medical equipment.

## **2.2 Exemption Criteria**

All new educational facilities must be designed and constructed to comply with the EHPA criteria unless specifically exempted by the board with written concurrence of the applicable local emergency management agency or the Division. See section 1013.372, F.S.

It is unlawful and a violation of the Florida Building Code for a board to exempt a new educational facility from the criteria without the written concurrence of the applicable local emergency management agency or the Division.

The fact that the EHPA criteria may increase the cost of construction of a facility, by itself, is not a factor that will be considered for an exemption by the Division. Cost of construction may only be considered as one of a number of factors when selecting which new facilities are to be designed and constructed to meet the EHPA criteria. Selection may be based upon cost-effectiveness, greatest provision of shelter space, and other factors that enhance shelter usefulness.

The EHPA requirement applies to any building construction project that is “new construction,” as defined in section 1013.01(14), F.S. and section 453.5.8, *Florida Building Code—Building*. That is, any construction of a building or unit of a building in which the entire work is new, or an entirely new addition connected to an existing building. This includes replacement buildings, new buildings and additions constructed on existing campuses. The EHPA requirement also applies to reuse and prototype plans, since they are required to be code updated with each new project.

The EHPA requirement is not limited to rooms or spaces defined as “core facilities” in section 1013.01(5), F.S. The statutory definition is intended for educational facilities purposes, and defines “core facilities” to be media centers, cafeterias, toilet facilities and circulation space (e.g., corridors, lobbies, etc.) section 1013.372(1), F.S. states that “A facility, or an appropriate area within a facility...must be built in compliance with the (EHPA criteria) unless the facility or a part of it is exempted...” The statute does not limit EHPA’s to “core facilities,” but permits use of an entire facility or appropriate areas within a facility.

Both Florida Statutes and the Florida Building Code provide factors to consider in exempting an educational facility from complying with the criteria. ARC HESSS may also provide supplemental guidance to consider in the exemption process. The following subsections provide advisory guidance when considering an exemption request.

### **2.2.1 Location**

In general, there are five factors to be considered when making an exemption request due to location: 1) location of the proposed EHPA site within an identified Category 1, 2 or 3 (or A, B or C) storm surge evacuation zone; 2) location subject to hurricane-related rainfall or storm surge flooding or isolation; 3) location on a coastal barrier island; 4) location within the evacuation zone of facilities that manufacture, use or store certain types and quantities of hazardous materials; and 5) low evacuation demand.



**Evacuation Zones:** The 2010 Statewide Regional Evacuation Studies (SRES) introduced alphabetic Evacuation Zones (A-E) across the State. For planning purposes, reference to areas to be evacuated from a Category 1 hurricane is Evacuation Zone A, reference to areas to be evacuated in advance of a Category 2 hurricane is Evacuation Zone B, and reference to areas to be evacuated from a Category 3 hurricane is Evacuation Zone C. Similarly, references to evacuation areas from Category 4 or 5 hurricanes are Evacuation Zones D or E respectively. It should be noted that counties may add areas to local evacuation zones so that there is not an exact correlation.

New educational facilities located or proposed to be located in an identified Category 1, 2 or 3 (or A, B or C) hurricane evacuation zone are exempt from the EHPA criteria. “Evacuation Zones” are areas designated to be evacuated for particular hurricane scenarios to protect an at-risk population from flooding. Evacuation zones are developed taking into consideration all populated areas having a significant risk of flooding, areas not subject to flooding but may be cut-off or completely surrounded or isolated by flooded areas, and ease of communication to the public.

Evacuation zones are applicable to coastal counties, and possibly counties adjacent to Lake Okeechobee. Evacuation zones include areas that are subject to storm surge inundation, as predicted by the National Weather Service’s Sea, Lake and Overland Surges from Hurricanes (SLOSH) model. Hurricane evacuation zones may be subject to evacuation during land-falling major hurricanes, as well as paralleling and exiting major hurricanes.

Also, to facilitate communication of evacuation orders to the public during an emergency, hurricane evacuation zones are typically established using geographic, jurisdictional or transportation/utility boundaries and landmarks that are known and readily identified by the local population. Therefore, hurricane evacuation zone boundaries may extend further inland than the SLOSH model predicted inundation areas. New educational facilities proposed to be located in an evacuation zones D and E may, in fact, be outside of the SLOSH predicted inundation areas. EHPA’s located in D and E hurricane evacuation zones may provide emergency managers with additional sheltering options and are not immediately exempted from the requirements under 1013.372, F.S. Category 4 and 5-related exemption decisions will be dependent upon the magnitude of the county and regional hurricane evacuation shelter space deficit, local logistical support capabilities and the availability of suitable alternatives (either in-place, or within the framework of a five-year plan).

**Rainfall or storm surge flooding or isolation:** New educational facilities proposed to be located within areas subject to flooding or isolation due to rainfall or storm surge related flooding may be inappropriate for use as public hurricane evacuation shelters. Rainfall flooding includes closed-basin ponding, riverine and containment failure of dams and reservoirs. Extended periods of isolation of a shelter population presents logistical challenges for emergency managers and mass care support agencies, which normally prefer equally suitable buildings not subject to flooding or isolation. The challenges include staff rotation, resupply of food, water and other consumables, emergency medical assistance, sanitation, security concerns, communication, etc. Flooding and isolation-related exemption decisions will be dependent upon the magnitude of the county and regional hurricane evacuation shelter space deficit, design and construction standards of the facility, shelter floor elevation, local logistical support capabilities and the availability of appropriate alternatives (either in-place, or within the framework of a five-year plan).

**Coastal Barrier Island:** Coastal barrier islands are often less than two (2) miles wide with very low ground elevations above mean sea level (AMSL). As such, they are exceptionally at-risk to storm surge flood inundation, isolation, and exposure to the full force of hurricane winds. ARC HESSS also states that hurricane evacuation shelters must not to be located on barrier islands. Therefore, facilities on coastal barrier islands are often subject to an exemption from the EHPA criteria. Coastal barrier island exemption decisions will be dependent upon the magnitude of the county and regional hurricane evacuation shelter space deficit, shelter floor elevation, local logistical support capabilities and the availability of appropriate alternatives (either in-place, or within the framework of a five-year plan). The Division uses section 161.54(2), F.S., to provide a definition for coastal barrier islands.

**Hazardous Materials:** Location of a proposed new educational facility within the Vulnerability Zone (VZ) of facilities that manufacture, use or store certain types and quantities of hazardous materials may make it unsuitable for use as public hurricane evacuation shelter. Just as with flooding isolation concerns, the possible impact of a hazardous materials spill or release presents public safety and logistical challenges to emergency managers and mass care support agencies. In addition to the challenges listed for flooding isolation, hazardous materials emergencies include detecting and warning of a hazard, and implementing shelter-in-place or evacuation actions. However, most facilities with reportable quantities of hazardous materials are considered a low risk of hurricane-related spill or release due to presence of mitigation measures (e.g., limited quantities of materials, hardening of containment structures, etc.).

Hazardous materials-related exemption decisions will be dependent upon the potential for and probable impact of a hurricane-related spill or release, potential hurricane evacuation shelter's distance from hazardous materials facility, guidance from Local Emergency Planning Committee (LEPC) and local fire department, magnitude of the county and regional hurricane evacuation shelter space deficit, detection and warning capabilities, local logistical support capabilities and the availability of appropriate alternatives (either in-place, or within the framework of a five-year plan).

Many educational facilities use or store hazardous materials for janitorial services and maintenance, vocational or laboratory uses, refrigeration, water treatment, etc. Such materials are normally very limited in quantity, and suitably stored or protected. These are not a significant consideration for an exemption. The Division recommends consultation with the applicable LEPC and local fire department to determine appropriate precautionary measures.

**Low Evacuation Demand:** New educational facilities proposed to be located in areas with low evacuation demand may be considered for an EHPA exemption. Emergency managers and other mass care providers prefer to locate hurricane evacuation shelters in close proximity to the evacuees they will serve. Therefore, the emergency management agency may reduce the EHPA floor area square footage requirement to meet local evacuation demand needs, or possibly exempt the entire facility if a suitable alternative is available. Low evacuation demand exemption decisions will be dependent upon the magnitude of the county and regional hurricane evacuation shelter space deficit, local shelter demand needs and the availability of appropriate alternatives (either in-place, or within the framework of a five-year plan).

### 2.2.2 Size

The required size of a hurricane evacuation shelter is dependent upon local circumstances. To effectively utilize available resources and operational plans (e.g., staffing, feeding, security, etc.), a hurricane evacuation shelter located in an area with low evacuation demand can be significantly smaller than a facility located near a highly populated hurricane evacuation zone. Public hurricane evacuation shelters can range from as small as about 50 spaces to mega-shelters as large as several thousand spaces.

Section 252.385(4)(b), F.S. can serve as a guide when establishing a minimum size criterion for public hurricane evacuation shelters. This statute applies to suitable Florida Department of Management Services owned or leased facilities and requires that the facility have a minimum of 2,000 Sq. Ft. of net floor area. The required minimum net floor area can be in a single room, or a combination of rooms each having a minimum of 400 Sq. Ft. of net floor area. At 20 Sq. Ft. per shelter space, this translates into a minimum capacity of about 100 spaces.

Therefore, to be consistent with Section 252.385(4)(b), F.S. the Division generally considers new educational facilities with less than 2,000 Sq. Ft. of net floor area to be small enough for an exemption.

### 2.2.3 Other Considerations

“Other Considerations” means any factor determined to make the facility inappropriate for use as a public hurricane evacuation shelter. This will generally be related to incompatibility of a facility’s normal function or availability with public shelter operations.

As examples, the following types of spaces are normally excluded during calculation of net usable occupant capacity of a hurricane evacuation shelter, and are therefore often avoided by emergency managers when selecting shelters:

Mechanical, plumbing, electrical, telephone and communication equipment rooms, storage rooms and closets, exterior/outside circulation and corridors, restrooms, shower and dressing areas, kitchen and food preparation and serving rooms, science labs, computer and information technology labs, vocational and industrial technology labs and shops, library and media rooms, exercise rooms with fixed equipment, administrative office and support areas, data and word processing rooms and areas, record vaults, mail rooms, custodial rooms and work areas, medical clinic and first aid rooms, residential and dormitory rooms, radio or television broadcast facilities, attics and crawl spaces.

New educational facilities that are designed exclusively to serve these functions may be exempted from complying with the EHPA criteria.

Other considerations may also include local strategies and long-range plans. As an example, to reduce costs and maximize hurricane evacuation shelter usefulness, a board and local emergency management agency may agree (in writing) that 100 percent of the floor area of new high schools will be constructed to the EHPA criteria, instead of the minimum of 50 percent, in

exchange for reducing or eliminating EHPA requirements for middle and elementary schools. The proposed plan eliminates the county hurricane evacuation shelter space deficit, plus creates additional space toward reducing the regional deficit, within about five years. Thus, the long-range plan achieves statutory intent, and exemptions for applicable middle and elementary schools are appropriate.

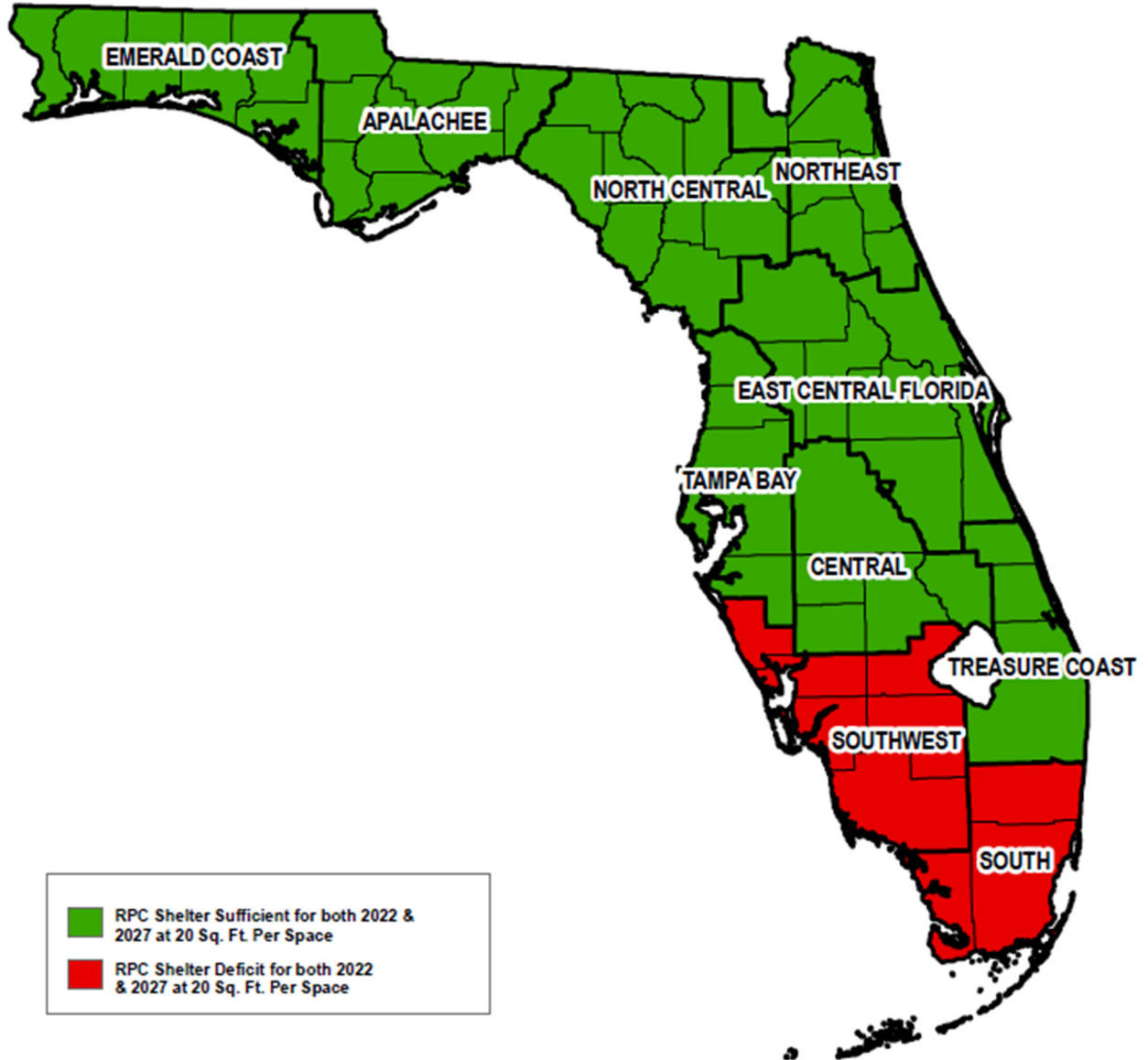
#### **2.2.4 Alterations, Maintenance or Repair of Existing Buildings**

Florida Statutes and the *Florida Building Code—Building* both state that the EHPA criteria apply to “new educational facilities.” Therefore, renovations, remodeling, maintenance and repair of existing buildings, as defined in section 1013.01, F.S. and section 453.5, *Florida Building Code—Building*, are exempt from compliance with the EHPA criteria.

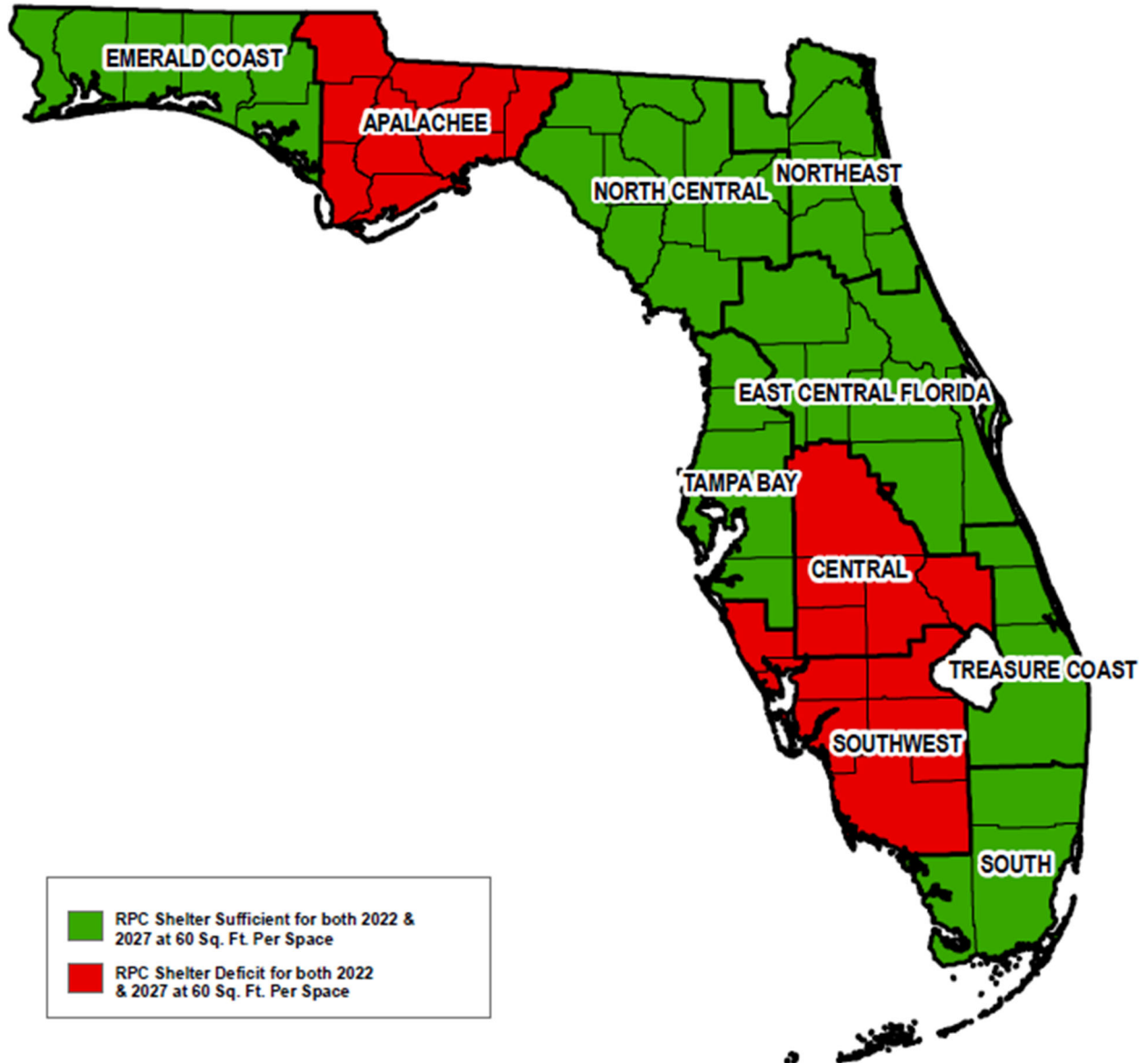
#### **2.2.5 When There is No Regional Deficit of “Safe” Hurricane Evacuation Shelter Space**

Section 1013.372, F.S. states that new educational facilities proposed to be located in an RPC region that does not have a hurricane evacuation shelter space deficit are not required to incorporate the EHPA criteria. The hurricane evacuation shelter space deficit determination is established by biennial publication and approval of this 2022 SESP, which guides exemption decisions over a five-year planning period. As can be seen in Figure 2-1, eight (8) RPC regions have sufficient capacity of General Population hurricane evacuation shelter space as of this writing, which includes RPC regions: Emerald Coast, Apalachee, North Central Florida, Northeast Florida, East Central Florida, Central Florida, Tampa Bay, and Treasure Coast. Based upon currently available information, a sufficient capacity of spaces will continue in the regions through 2027. As can be seen in Figure 2-2, seven (7) RPC regions have sufficient capacity of hurricane evacuation shelter space for Special Needs in 2022. Therefore, three (3) RPC have deficits of Special Needs hurricane evacuation shelter space, which are Apalachee, Central Florida and Southwest Florida. The Special Needs shelter space deficits are projected to continue into 2027 if no new space is added to the inventory.

**Figure 2-1. Regional Hurricane Evacuation Shelter Space Deficit / Sufficient Status of General Population Shelters**



**Figure 2-2. Regional Hurricane Evacuation Shelter Space Deficit / Sufficient Status of Special Needs Shelters**



### **2.3 Exemption Process**

In accordance with section 1013.372, F.S. and section 453.25, *Florida Building Code—Building*, the following procedure is recommended by the Division when requesting exemptions from the public shelter design criteria/EHPA requirement:

- 30 The board must notify the local emergency management agency of all educational facility construction projects that meet the definition of new construction.
- 40 The board must evaluate each new educational facility construction project to determine if a statutory or code specified exemption to the criteria is applicable.
- 50 If an exemption is not requested, the board must consult with the local emergency management agency to identify those areas of the new facilities that will maximize public shelter capacity and meet the needs of both the educational and emergency management purpose.
- 60 If the board requests an exemption, the request must be prepared and submitted in writing to either the local emergency management agency or the Division. The request must identify the specific statutory or code factor(s) to be considered for the exemption and provide appropriate supporting documentation.
- 70 If the local emergency management agency or the Division concurs with the exemption request, a written response stating the concurrence will exempt the new educational facility from the criteria.
- 80 If the local emergency management agency or the Division does not concur in writing with the exemption request, then the board must comply with the criteria.

### **2.4 Estimate of School District Compliance with EHPA Requirements**

In 2001, staff from the Auditor General’s Office performed a hurricane shelter and grant management operational audit of the Department of Community Affairs. See Auditor General Report No. 02-055, dated October 2001. In Finding No. 2 of the report, the Auditor General found that a significant number of new educational facilities, constructed by district school boards and community colleges, had not complied with the public shelter design criteria, and had not received a written exemption by local emergency management agencies or the Division. Given the projected deficits of public hurricane shelter space in this state, the Auditor General indicated that steps must be taken to remedy the situation.

The Auditor General recommended that the Division, in consultation with the State Legislature, DOE and local emergency management officials, continue efforts to ensure compliance with the provisions of the law. Subsequently, the DOE distributed memorandum number DPBM No. 02-42 (from Wayne V. Pierson, dated October 31, 2001) that reiterated the necessity for compliance with the statute.

Since distribution of the Auditor General’s report and the DOE memorandum in 2001, the Division has taken additional steps to encourage compliance with the EHPA criteria through the emergency management community. In 2003, with the assistance of the DOE, the Division compiled a list of new school facilities from the Florida Inventory of School Houses (FISH) with construction years between 2000 and 2003. Unless exempted, these school facilities were lawfully required to incorporate the EHPA criteria. The lists were forwarded to local emergency managers to assist them in determining local compliance, as well as assist in identifying additional unreported shelter capacity.

The Division also annually requests hurricane shelter capacity data from local emergency management agencies that is sorted to differentiate new school EHPA’s, retrofit, and “as-is” (i.e., ARC HESSS hurricane shelter facilities that are not classified as a retrofit or EHPA) shelter space. This data is used to monitor progress toward eliminating regional, county-level and statewide hurricane shelter space deficits. The data also provides a means of tracking EHPA productivity on an annual basis.

The Division substantially revised the 2004 SESP to incorporate guidance to assist local school boards and emergency managers with implementing the criteria. The Division and DOE also participated in presentations and workshops at conferences that included the topic of EHPA construction requirements, code compliance and implementation strategies. The conferences were attended by emergency managers and their shelter program partners, school board officials, code enforcement officials, architects and engineers (e.g., National Hurricane Conference, Governor’s Hurricane Conference, Florida Emergency Preparedness Association Meetings, etc.)

From 2000 through 2009 the Division observed similar results to those of Auditor General Staff in 2000. Therefore, the 2004 through 2010 SESP’s reported a cumulative average of about 65 percent compliance. However, from 2010 – 2016 compliance with the law improved to about 80 percent.

In preparation for the 2022 SESP, the Division again collaborated with the DOE to compile a list of new EHPA school buildings. The Division reviewed a comprehensive county update from DOE of facilities that received additional funding for hardening for shelter use. Some of the buildings included the EHPA criteria. The DOE did not fund any building projects where the requirement would apply in the previous cycle, therefore no district was non-compliant.

Universities and community or state colleges were not included primarily due to the fact that the data is limited to K-12. Universities and colleges only account for about two (2) percent of recognized hurricane evacuation shelter space.

The Division will continue to coordinate with the DOE and local emergency managers to monitor compliance.

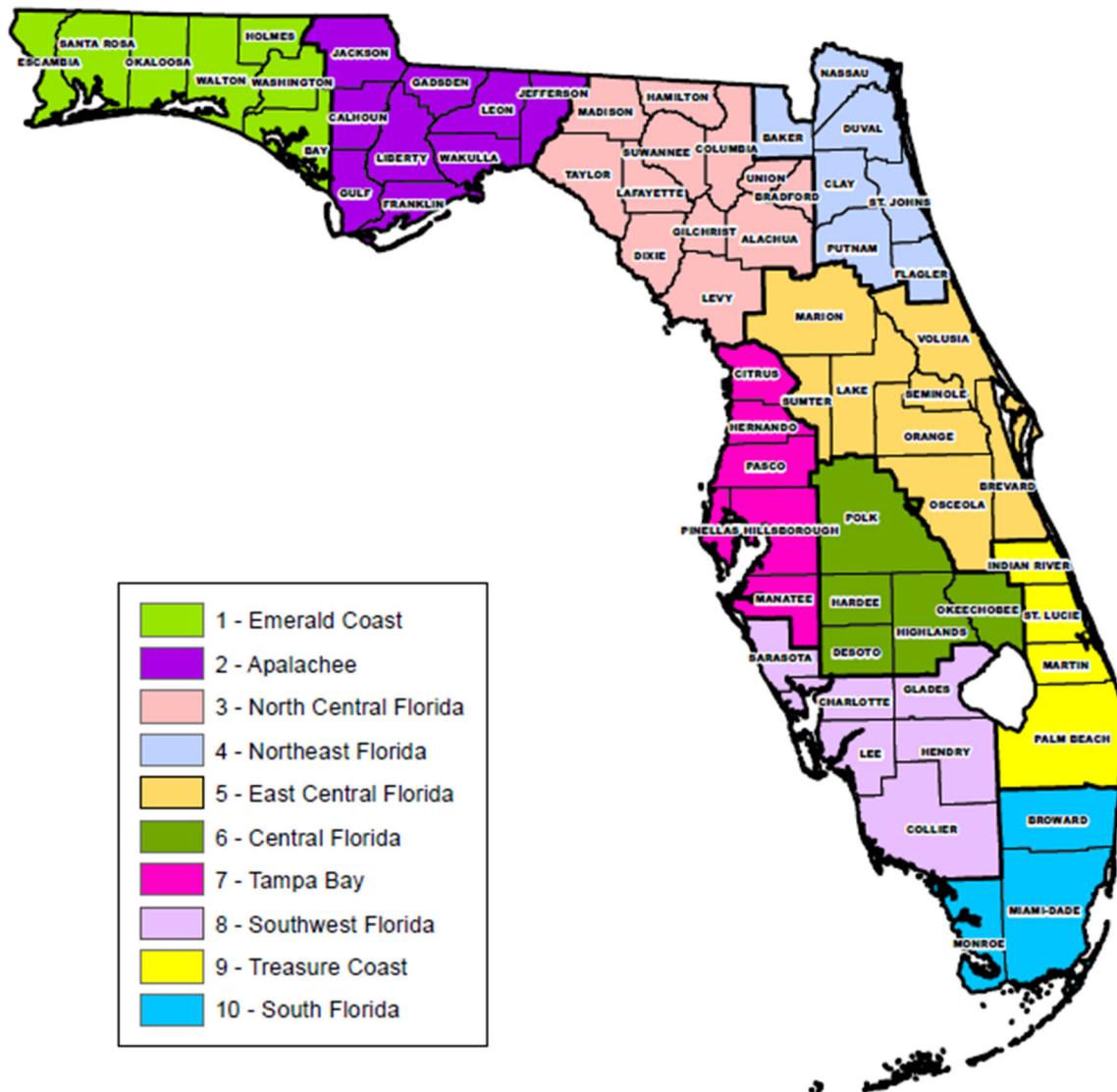


### 3.0 REGIONAL HURRICANE EVACUATION SHELTER REQUIREMENTS

The Florida Statewide Regional Evacuation Studies (SRES) were updated in 2015 and some of the peninsula studies were updated in 2017 due to new storm information from the National Hurricane Center. Data from the SRES, University of Florida Bureau and Economic and Business Research (BEBR), and coordination with county emergency management agencies was utilized for estimating the projections in the 2022 SESP. The overall population projected in the 2022 SESP is 20,481,201. County emergency management agencies are seeking similar trends for planning purposes but they have the advantage of being more familiar with local issues in their jurisdiction.

The SRES regions are RPC regions. The RPC regions and their respective counties are shown in Figure 3-1 for illustration purposes.

**Figure 3-1. Regional Planning Councils of Florida**



### **3.1 Methodology for Calculating Regional and County Hurricane Evacuation Shelter Status**

**Location and Square Footage of Existing Shelters.** The location and square footage of existing shelters can be found in Appendix A, which provides a detailed inventory of hurricane evacuation shelter locations and capacities within each region and county. The tables in Appendix A use the term “risk” shelters. Risk shelters include those shelter spaces recognized by the Division as meeting ARC HESSS hurricane safety guidelines and identified as appropriate for use during a hurricane impact. The term “risk shelter” is further defined in “Evacuation Shelter,” Appendix D.

**Location and Square Footage of Needed Shelters.** Region/county estimates for shelter capacity, shelter demands, and shelter deficits/sufficiency are based on maximum evacuation worst case scenario. Appendix E illustrates the demands and results in spaces and square footage for general populations and for persons with special needs.

**Shelter Demand Sources/Results by County.** The 2022 through 2027 county shelter demand estimates for vulnerable populations are provided for maximum evacuation scenario. Vulnerable populations are defined as populations located in storm surge vulnerable areas (coastal and inland lake or river), rainfall flood prone areas and those living in mobile or manufactured housing. Source data for these estimates, including demographics, estimated percent of vulnerable populations, estimated percent of vulnerable populations expected to seek public shelter, and other sources are shown in Appendix E.

**Determining County Shelter Capacities.** County shelter capacity data for all 67 counties were updated by local emergency management agencies through 2021. Since 1995, Florida has been implementing ARC HESSS hurricane evacuation shelter criteria and Florida’s *Model Hurricane Evacuation Shelter Selection Guidelines*. Therefore, based upon subsequent results of regional and county hurricane evacuation shelter surveys, local emergency management agencies were requested to provide shelter inventory capacities based on those facilities that met the required ARC HESSS standards and, separately, those facilities that did not.

Those facilities that have not been surveyed and therefore have not been documented to meet the above standards, were designated as facilities not meeting the ARC HESSS standards. The Division has standardized a consistent methodology of calculating hurricane evacuation shelter capacities across the state for the purpose of this SESP. For each shelter, a net square footage for the building was derived from the DOE’s FISH database, including only those room types listed in Appendix D of this SESP. Then, each room’s square footage was multiplied by a usability factor based on room type.

This generated a “dormitory” or square footage area that is usable as clear shelter space. This figure was then divided by 20 Sq. Ft. per person for General Population risk shelters and 60 Sq. Ft. per client for Special Needs risk shelters. These are the square footages and capacities used to calculate the hurricane evacuation shelter space deficit reduction in this SESP. Appendix D describes in detail the Hurricane Evacuation Shelter Space calculation methods used

in this SESP. The Division recognizes that many counties have local preferences and practices that may further limit usage of buildings. For example, one county may choose to utilize only hallways, gyms or cafeteria dining or multipurpose areas, even though the rest of the building (i.e., classrooms) also meets ARC HESSS guidelines. In some cases, the limiting factor is the number of available staff (e.g., they can staff for only 500 people in a given location, even though they have space for many more). Also, the local shelter capacity at a specific building may exceed local need. In recognition of these and other variances, the Division has included a column titled “Local Planned Usage” in the individual county tables in Appendix A. However, the capacities calculated per the method in Appendix E still exist and could, in an emergency, be utilized and therefore are counted toward elimination of the regional and county hurricane evacuation shelter space deficit.

**Determining County Shelter Demand.** The hurricane evacuation shelter demand percentage for each county reflects the percentage of a county’s vulnerable population that is projected to seek public shelter. These percentages are based on the conclusions of the behavioral analyses conducted for each of the regional evacuation studies. The analyses utilize survey and statistical methodologies to estimate behavioral responses to various hurricane scenarios. It is important to note that results obtained by a survey do not always correlate to actual behavior. What people say they will do during a “blue sky” survey often differs from actual behavior, which is influenced by several factors. Strength of storm, time since most recent significant disaster and previous experience with tropical weather are a few factors that influence a person’s decision to evacuate or seek shelter. Hence, shelter demand may fluctuate over time. All estimates are based on a worst-case storm scenario and optimal compliance with local evacuation orders.

In the 2020 SESP, most of the behavioral analyses in the state were prepared on a regional basis by Hazards Management Group and therefore a consistent benchmark relative to the survey methodologies and statistical applications. The public shelter use percentages in the behavioral section of the 2010 regional hurricane evacuation study were combined with local income characteristics in the hurricane risk area to calculate shelter demand numbers.

In Fiscal Year 2020-2021, the statewide evacuation study was updated. It employed anonymous smart location-based services data for analysis of evacuations trends. Behavior observed from recent storms since 2016 including Hurricane’s Matthew, Irma and Michael continue to show an overall reduction in potential shelter demand.

For the 2022 SESP, this data served as the basis for estimating the shelter demand for coastal and inland counties between 2022 and 2027. The same methodology for projecting the vulnerable population during this period was used to calculate the estimated shelter demand figures for those years. The shelter demand for Special Needs also utilizes information from the SRES in conjunction with a staffing study conducted by the Florida Department of Health for special needs shelter clients and historical data from hurricane seasons 2016 – 2018.

### **3.2 Location and Square Footage of Existing and Needed Shelters**

Appendix E illustrates the demands and results in spaces and square footage for general populations and for persons with special needs by county and region.

### **3.3 County Hurricane Evacuation Shelter Status**

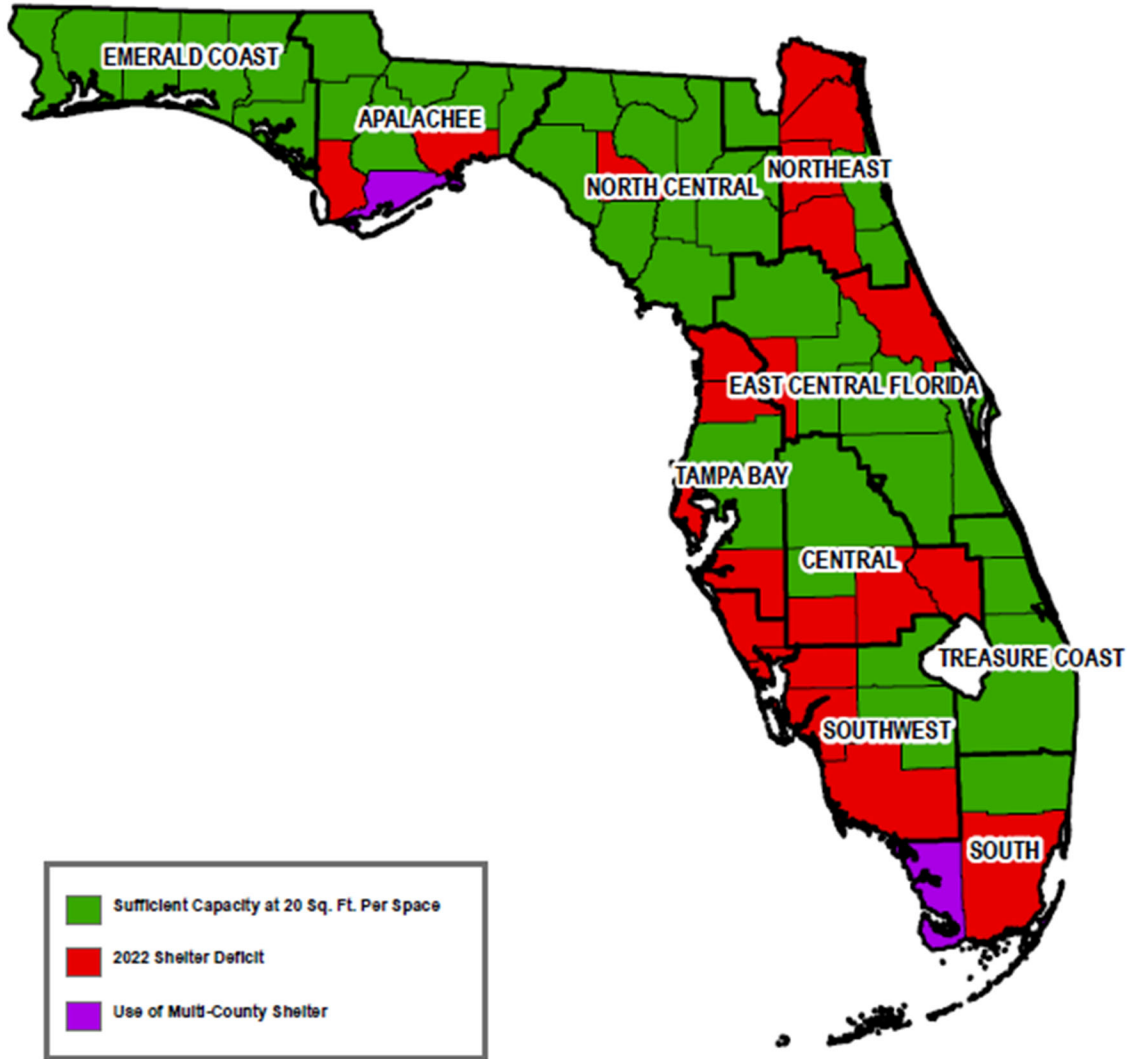
Though the EHPA codes are only required by statute in regions with deficits of hurricane evacuation shelter space, individual counties within such regions do continue to have deficits. All evacuations are managed locally, and state and county emergency managers and their partners need to continue to build shelter capacity for individual counties. Figure 3-2 provides deficit/sufficient status for General Population hurricane evacuation shelters for individual counties, and Figure 3-3 provides deficit/sufficient status for Special Needs hurricane evacuation shelters.

The color codes are keyed to individual county sheltering capability. For Figure 3-2, the green color code for General Population shelters represents sufficient capacity to provide at least 20 sq.ft. of net usable floor area per demand space, which is the minimum floor space required by the hurricane provisions of both EHPA code provisions and the ICC 500 standard. The red color code indicates insufficient floor space for the ARC short-term minimum recommendation.

For Figure 3-3, the green color code for Special Needs shelters represents sufficient capacity to provide at least 60 sq.ft. of net usable floor area per demand client. This is the minimum floor space recommended by the Division, Florida Department of Health and partner agencies for Special Needs shelters. The red color code indicates insufficient floor space for the historical minimum recommendation.

State and local emergency managers and other public officials prefer that persons ordered to evacuate for a hurricane stay within their home county if possible, region if necessary, and not evacuate long distances. Individual counties within RPC regions that are sufficient may have deficits, resulting in the continued need for additional hurricane evacuation shelter space.

**Figure 3-2. County Hurricane Evacuation Shelter Space Deficit / Sufficient Status of General Population Shelters**

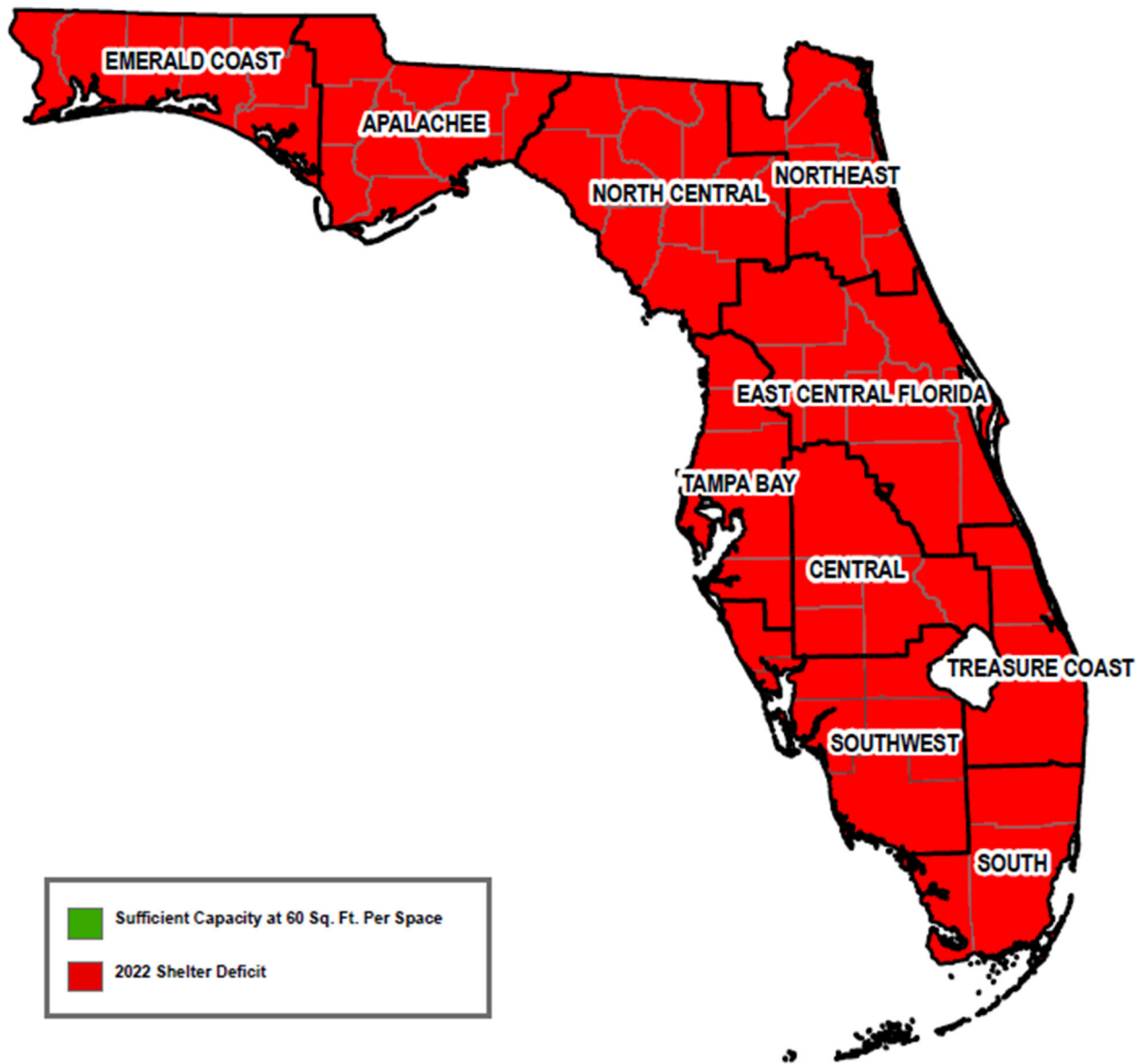




### 3.4 Public Health Emergency Considerations

Figure 3-4 provides the status of regions when the additional social distancing requirements are applied in the case of a concurrent Public Health Emergency. In a Public Health Emergency, the current demand for shelter space exceeds available space by 58 percent so that every region has a deficit. For more information on Public Health Emergency shelter status, please see Chapter 6.

**Figure 3-4. County Hurricane Evacuation Shelter Space Deficit / Sufficient Status of Shelters During a Public Health Emergency**



### 3.5 Pet-Friendly Shelter Availability

A concern noted during past hurricanes is the need to provide Pet-Friendly Shelters for individuals and their household pets and service animals. Pursuant to section 252.385(2)(b), F.S., this SESP includes information on the availability of Pet-Friendly Shelter that accept household pets.

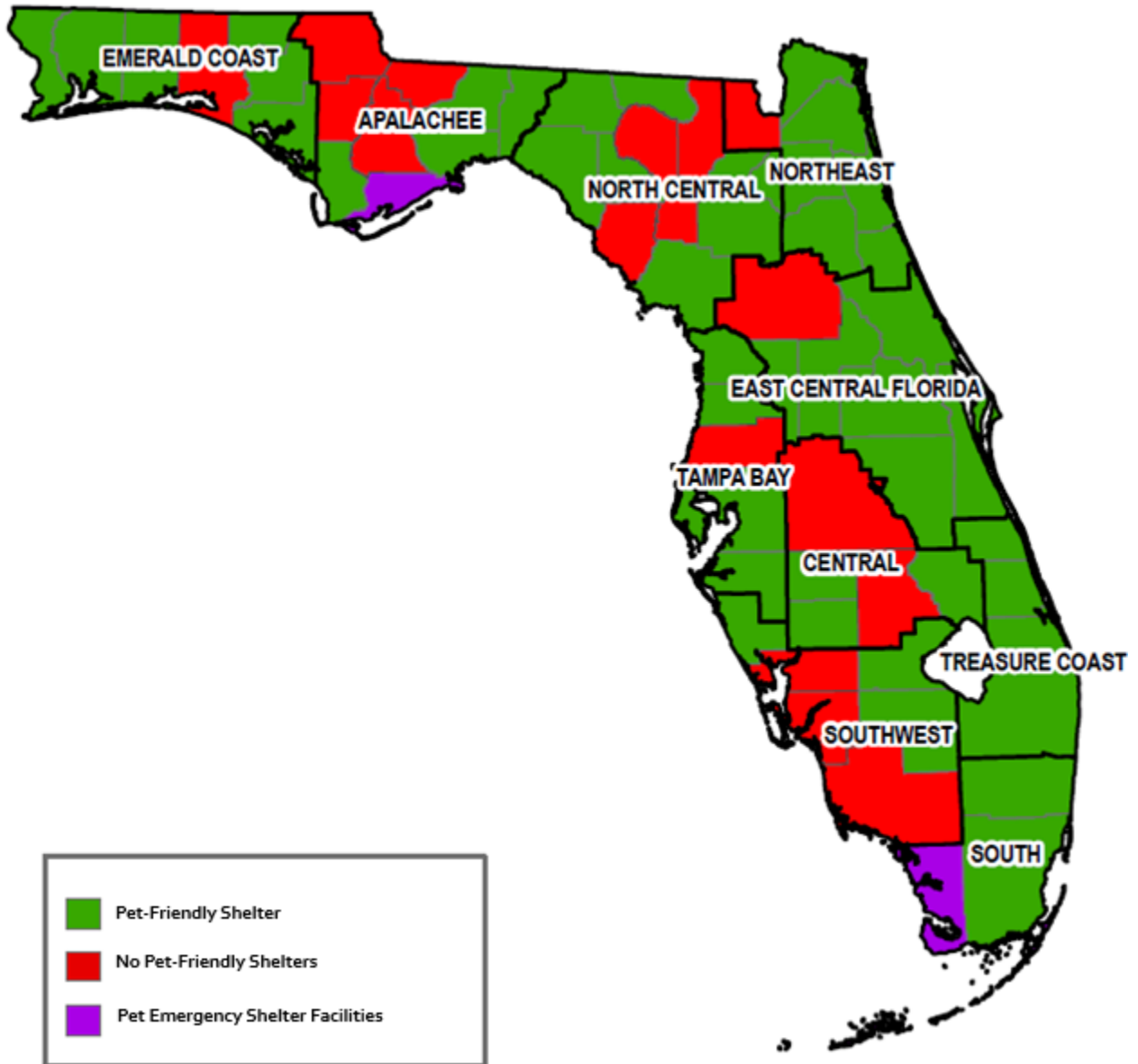
The Pets Evacuation and Transportation Standards Act of 2006 (PETS Act) requires State and local emergency preparedness operational plans address the needs of individuals with household pets and service animals prior to, during and following a major disaster or emergency. In order for State and local governments to qualify for federal disaster funding from the Federal Emergency Management Agency, they must comply with the PETS Act requirements in their disaster preparedness plans.

Per [HB 705](#), if a county maintains designated shelters it must also designate a shelter that can accommodate persons with pets. Statewide, 49 counties provide at least one hurricane evacuation Pet-Friendly Shelter that meets minimum hurricane safety criteria (i.e., HESSS). The Pet-Friendly Shelter designation is found in a separate column in Appendix A: “List of Hurricane Evacuation Shelters by County, Location and Capacity.” Each Pet-Friendly Shelter facility is marked “Yes” in the column. Two (2) do not have shelters and rely on a Pet Emergency Shelter Facility.

For clarification, “Pet-Friendly Shelter” and “Pet-Friendly Evacuation Shelter” are defined as public evacuation shelters that accommodate humans and household pets in nearby facilities or in different areas of the same facility. Normally, this includes setting aside separate areas within the public shelter or adjacent facilities with cages to control pets (i.e., co-located with, but separated from the sheltering public). A few counties opt to cohabit pets with their owners who can then care for their own animals. Those shelters that are only for pets (not accompanied by owners) are classified as “Pet Emergency Shelter Facilities” and not included as Pet-Friendly Shelter. There are two (2) counties with Pet Emergency Shelter Facilities. Figure 3-5 provides a summary of the counties having a designated Pet-Friendly Shelter.



Figure 3-5. Florida Counties with Designated Pet-Friendly Shelters



#### **4.0 TYPES OF PUBLIC FACILITIES THAT SHOULD COMPLY WITH PUBLIC SHELTER DESIGN CRITERIA**

Section 252.385, F.S. directs that all appropriate public facilities are subject to being used as public hurricane evacuation shelters in a declared state or local emergency. Therefore, any appropriately located new public facility should incorporate hurricane evacuation shelter codes and standards. This includes not only public educational facilities, but also certain types of state and local government facilities. In general, facilities that are designed for public assembly, either as a primary or ancillary use, may be appropriate for use as public shelters during an emergency. At this time, only public education facilities are subject by statute to public shelter design criteria. This is primarily due to the fact that public educational facilities account for about 97 percent of current public hurricane evacuation shelter space, and relatively few other state and local facilities are appropriate for use as public shelters.

The public shelter space may be located in a single building or a campus or office center with multiple buildings, placed in a single large room or multiple medium sized rooms in close proximity to each other, or in one or more stories of multistory buildings. Preferably, the buildings will have a means of inside circulation for client mobility and convenient access to toilets and hand washing facilities.

To determine if a proposed new public facility should incorporate hurricane evacuation shelter criteria, regardless of non-educational function or agency of ownership, the proposed facility should be reviewed based upon the exemption criteria given in Section 2.2 of this SESP. Facilities not subject to an exemption may be appropriate for use as public hurricane evacuation shelters. The decision to incorporate emergency shelter criteria into a new public facility must be coordinated with the local emergency management agency(s) or the Division.

#### **4.1 Public Schools and Community Colleges**

District public schools (K-12) are the primary source of public hurricane evacuation shelter space in Florida, accounting for about 97 percent of current capacity. This is due to the fact that schools are widely distributed in populated areas, school facilities are designed for large assembly occupancies with many inherent mass care features (e.g., adequate quantity of toilets, dining/feeding areas, etc.), access to the facilities can be coordinated through a single local agency, etc. The types of school buildings that are potentially appropriate for use as public shelters include gymnasiums, cafeteria/dining, multipurpose, auditoriums and certain classroom buildings.

Community or state colleges account for only about one (1) percent of current public shelter capacity. Colleges are regionally distributed, and potentially located in areas with high demands for public hurricane evacuation shelter space. As with K-12 public schools, colleges are normally designed for large assembly occupancies and possess many inherent mass care features. The types of college buildings that are potentially appropriate for use as public shelters include gymnasiums, cafeterias, multipurpose facilities, auditoriums and certain classroom buildings.

## **4.2 Charter Schools**

Charter schools have a general exemption from meeting many of the requirements of K-12 public schools under section 1002.33(16)(a), F.S. However, section 1002.33(18), F.S., requires charter schools that are not conversion schools (therefore, startup charter schools) to utilize facilities which comply with the generally applicable provisions of the Florida Building Code, but not the State Requirements for Educational Facilities. Privately owned charter school facilities are not required to be designated as emergency shelters under section 1013.372, F.S. Pursuant to section 252.385, F.S., an owner of a privately-owned charter school facility may agree in writing to use the facility as a public hurricane evacuation shelter.

## **4.3 State Universities**

State university facilities account for only about one (1) percent of current public hurricane evacuation shelter capacity. Unlike K-12 public schools and colleges, state university campuses may not be as widely distributed, though several are potentially located in areas with high demands for public hurricane evacuation shelter space (e.g., Florida International University, University of South Florida, etc.). Main campuses and some satellite campuses may have several appropriate buildings concentrated in one (or more) proximate geographic area. This concentration of shelter spaces reduces staffing and logistical resource demands of a sheltering operation.

State university facilities are typically designed for large assembly occupancies, with many having inherent mass care features. The types of university buildings that are potentially appropriate for use as public shelters include gymnasiums, field houses and sports arenas, cafeterias or dining rooms, multipurpose facilities, auditoriums and certain classroom buildings.

State universities must consider two separate populations when developing their public shelter strategies: 1) campus staff, faculty and their families, and students (both commuters and residential); and 2) the general public. University facilities may be designated for sole use by one population or concurrent use by both populations, at the discretion of the university board with the concurrence of the local emergency management agency or the Division. Residential facilities are not normally subject to the EHPA, but incorporation of the criteria into new residential housing or dormitories (or portions thereof) will free up additional hurricane evacuation shelter space for the general public in appropriate non-residential facilities.

## **4.4 State and Local Public Facilities**

Local public facilities account for about one (1) percent of current public shelter capacity. Most publically-owned facilities are not appropriate for use as shelters due to incompatible use (e.g., administrative offices, record vaults). Other types of public facilities may be appropriate, such as community or civic centers, libraries with break out rooms, meeting halls, auditoriums, exhibition halls, sports arenas, conference or training centers, and other public assembly facilities.

## 5.0 RECOMMENDED SOURCES OF FUNDING

School districts have reported that the construction cost premium for incorporating the EHPA code provisions can exceed more than 20 percent, though typical cost is three (3) to nine (9) percent. For most new facilities, this translates into a construction cost premium of less than \$900,000. These are not necessarily inconsequential costs that must be borne by State and local governments. Therefore, as required by section [1013.372\(2\)](#), F.S. the Division suggests use of existing state capital outlay to fund the additional cost of constructing hurricane evacuation shelters in public schools when available.

## **6.0 STATEWIDE PROGRESS TOWARD ELIMINATING THE PUBLIC HURRICANE EVACUATION SHELTER SPACE DEFICIT**

The Division is mandated under section 252.385, F.S. to administer a statewide program to eliminate the deficit of “safe” hurricane evacuation shelter space. The Division has taken steps to implement the program. First, by conducting a survey of existing buildings, both public and private, to identify suitable shelter capacity. Second, where cost effective (and practical), support hurricane resistant retrofitting or mitigation of facilities to increase shelter capacity. Third, require construction of new educational facilities to meet the EHPA code provisions. Fourth, conduct research to clearly identify demand.

Since 1995, through Federal, State, and local retrofitting of appropriate facilities, Florida has created a total of 510,088 public hurricane evacuation shelter spaces. The majority of this retrofit capacity has been created since 1999. Though regions and counties with the greatest deficits received priority for available retrofit funds, there has been a more widespread distribution due to the statewide nature of the deficit. Some of the retrofitted facilities have less than preferred mass care characteristics (e.g., inconveniently located toilet facilities, etc.), but the retrofit program produced a rapid improvement in the safety of Florida’s hurricane evacuation shelter inventory.

Since 1999, building hurricane evacuation shelter capacity through construction of new school facilities to the Enhanced Hurricane Protection Area (EHPA) criteria has increased. Local emergency management and school board officials have reported that 461,715 EHPA shelters spaces have been added to the statewide inventory. The application of the EHPA criteria has varied in effectiveness across the state, due to aspects allowable in school construction that are inconsistent with mass care shelter operations. Schools typically are built near where people live, and most of Florida’s population lives near its oceans, making some new school construction incompatible with sheltering due to location - such as storm surge and evacuation zones. – as well as other issues. As a result, several counties report construction of relatively few (if any) EHPA spaces. To date, EHPA spaces account for about 45 percent of the state’s total capacity of ARC HESSS hurricane evacuation shelter spaces. The Division’s hurricane evacuation shelter survey and retrofit program together has identified, created or otherwise documented 619,822 hurricane evacuation shelter spaces that meet ARC HESSS guidelines. Public school EHPA construction programs have created an additional 461,715 hurricane evacuation shelter spaces. Therefore, Florida will have a total of 1,081,537 shelter spaces that meet ARC HESSS guidelines in 2022.

Since publication of the 2000 SESP, the statewide average estimated demand has fallen from about 24 percent to about eight (8) percent. The practical effect is an apparent statewide reduction in hurricane shelter space demand since 2000. The continuing success of retrofitting existing buildings, a robust economy that has driven the building of newer schools, changes in the building code requiring impact resistance, the ongoing shelter survey program of the Division, as well as the new scientific data continues to reduce the demand on public facilities at the regional level.

Despite demand reduction in the new evacuation study performed in Fiscal Year 2020-2021, the impact of the recent Public Health Emergency changed evacuation shelter space recommendations. To avoid spreading the virus, more space per evacuee was needed. An additional space requirement allowed for social distancing to protect against exposure to the virus. As a result, available space capacity was reduced. All hurricane evacuation shelters require 60 Sq. Ft. per evacuee during this Public Health Emergency. Normally, General Population hurricane evacuation space capacities are calculated at the code minimum of 20 Sq. Ft. per evacuee. For special needs clients the capacity has remained at 60 Sq. Ft. per space. The required square footage increase for general populations is three times the minimum square footage standard. Evacuees included in the general population group are the vast majority of those served during a hurricane activation.

The most recent legislative session mandated the Division to track a Public Health Emergency evacuation shelter capacity. The impact of social distancing requirements on available shelter space is catastrophic during a Public Health Emergency, as it was with the recent Public Health Emergency. The capacity of each General Population hurricane evacuation shelter became one third of what it was prior to the recent Public Health Emergency in which reached pandemic proportions in March of 2020. As a result, none of the 67 counties or regions in the State of Florida have enough capacity to accommodate their general population based upon the Public Health Emergency shelter space criteria. Thus, inclusion of a Public Health Emergency calculation prepares the state for unexpected complications in evacuation space requirements, while underscoring the need for additional safe spaces.

Since 1995, Florida has made significant progress toward improving the safety and availability of public hurricane evacuation shelter space. The comprehensive strategy of surveys, retrofitting, new construction, evacuation studies and public education is the basis for the success. An expansion in storm surge/evacuation zones, aging building stock and decommissioned school buildings plus changes in planned local school room use has resulted in a decrease of nearly 20 percent of the inventory of available spaces since 2012. From these actions, the Division prepares the biennial SESP to assess the current and projected shelter space sufficiency and deficit. The chart below compares the findings of the studies conducted in the previous five publications of the SESP to the current status without the Public Health Emergency factor applied.

<b>Table 6-1 Statewide Shelter Space Sufficient / Deficit in Evacuee Spaces</b>			
<b>Year</b>	<b>General Population</b>	<b>Special Needs</b>	<b>Public Health Emergency</b>
2012	125,205	-20,829	n/a
2014	88,601	-14,218	n/a
2016	74,567	-23,431	n/a
2018	100,027	-19,956	n/a
2020	113,989	-9,139	-37,669
2022	242,244	-1490	-446,187

The impact of social distancing requirements on available space is catastrophic with Public Health Emergency. The capacity of each General Population hurricane evacuation shelter became one third of what it was prior to the recent Public Health Emergency in which reached pandemic proportions in March of 2020. As a result, none of the 67 counties or regions in the State of Florida have enough capacity to accommodate their general population based upon the Public Health Emergency shelter space criteria. Thus, inclusion of a Public Health Emergency space deficiency calculation prepares the state for unexpected complications in evacuation space requirements, while underscoring the need for additional safe spaces.

<b>Table 6-2 Statewide Shelter Space with Public Health Emergency Reductions Applied</b>		
<b>Year</b>	<b>General Population</b>	<b>Special Needs</b>
2022	-446,187	-1490

The map previously presented in Figure 3-4 demonstrates the impact for the State of Florida under Public Health Emergency shelter space criteria based on the latest available data from 2021. The map illustrates that all Florida counties have shelter space deficits as a result of reconfiguring spaces in response to the Public Health Emergency statutory requirement.

There are four main areas of concern regarding reduction of evacuation space deficit. First, capacity for the general population statewide continues to increase due to retrofitted spaces completed or under construction after 2012. Without the retrofitted spaces, the overall statewide sufficiency would fall back into deficit levels. Second, spaces for special populations such as people with pets that need to shelter or persons who are medically or electrically dependent are still in deficit in almost half the counties (31 of 67) despite retrofit additions over the same period. Third, two (2)

RPC regions had General Population shelter space deficits: Southwest Florida and South Florida. These regions also have some of the highest evacuation clearance times in the State. Further, the populations have increased significantly over time. The internal space capacity of the regions is critical for providing safe options, because it can take longer than average to travel outside of the region to find safe shelter. However, a change occurred with the new demand data analysis in 2021. Southwest Florida remains the region with the largest deficit in spaces. Although there are ongoing retrofit projects in the region, factors such as geographically large storm surge areas and few opportunities to retrofit buildings have prevented the region from attaining more space, therefore, Southwest Florida is still an area of concern. A different region with a new deficit, South Florida, was added by the current study. The statewide sufficiency itself does not reflect the need in these regions of concern. Fourth, when shelter capacity numbers are reduced by two-thirds during a concurrent Public Health Emergency, all of the state falls into deficit.

As the population of Florida continues to grow and development continues in risk-prone areas, the need for suitable hurricane evacuation facilities will continue to increase. New construction is an ideal solution but does not keep pace with the increased need for General Population shelter spaces. On the contrary, as buildings age (e.g., obsolescence or unserviceable conditions, building code changes, cladding and retrofit product deterioration) or are decommissioned due to incompatibility in ordinary use during “blue skies” mass care, the available spaces during “gray skies” shrinks. Shelter Retrofit projects augment the gaps and allows the State to more rapidly meet its needs.



## 7.0 CONCLUSIONS

As a result of Hurricane Andrew and the Lewis Commission Report, the State of Florida recognized the necessity of providing safe hurricane evacuation shelter space for its residents during disasters. In support of this goal, the Division, every two years, submits to the Governor and Cabinet, the SESP. The 2022 SESP identifies the general location and square footage of existing General Population and Special Needs shelters by RPC region, and needed General Population and Special Needs shelter space during the next five years. The SESP also includes information on the availability of shelters that accept pets. This year, the need to prepare for a concurrent Public Health Emergency is addressed in the SESP. The Florida Department of Health assisted the Division in determining the estimated need for Special Needs hurricane evacuation shelter space.

Based on currently available information, RPC regions Southwest Florida and South Florida continue to have a deficit of General Population shelter space through 2027. Special Needs regional hurricane evacuation shelter space deficits in RPC regions Apalachee, Central Florida and Southwest Florida are also projected to continue through 2027. The projections do not assume addition of new space to regional inventories through 2027. However, addition of new shelter facilities, retrofitting of existing facilities and/or local designation of new space will significantly reduce or eliminate the projected deficits.

The 2022 SESP shows that Florida on a statewide aggregate basis has eliminated the deficit General Population public hurricane evacuation shelter space. However, statewide aggregate sufficiency means that evacuees from regions, and counties, with deficits must rely on Host Shelters located outside of the risk areas. A statewide deficit of Special Needs spaces continues to exist and must rely on either use of local facilities not recognized as meeting minimum hurricane safety criteria or transport to Host Shelters outside risk areas.

Since 1995, more than 1,077,544 spaces, more than 21.5 million Sq. Ft., of hurricane evacuation shelter space has been identified and added to the state's inventory. It was created through retrofitting of existing buildings, or through new construction (e.g., EHPA code provisions). With the new data and evacuation study completed in 2021, Florida's statewide aggregate public hurricane evacuation shelter space demand has been reduced to 861,460, or 17,229,200 Sq. Ft. of space. When the demand for shelter space is translated into the Sq. Ft. needed during a Public Health Emergency, three times the square footage is required, amounting to 51,687,600 Sq. Ft. During a Public Health Emergency, the state would experience a deficit of 26,771,240 Sq. Ft. or 446,187 shelter spaces.

Over time, current hurricane evacuation shelter buildings may, or will, be decommissioned due to less-than-modern wind designs, structural or envelope deterioration due to age, inadequate mass care features, remodeling or reuse that's incompatible with mass care shelter operations and removal or deterioration of window protection products. There may also be changes in storm hazard maps (e.g., SLOSH, national flood insurance rate maps) that could affect their recognition as meeting hurricane safety criteria. Thus, even though the aggregate statewide deficit of General Population shelter space has been eliminated in the 2022 SESP in a standard non-Public Health Emergency evacuation, a "maintenance level" of shelter space production will be necessary to avoid falling back into a deficit situation.

## **Appendix A**

List of Hurricane Evacuation Shelters by County, Location and Capacity

Alachua														
GENERAL POPULATION														
Region	County	Shelter Type	Year Built	Site Name	Building	Street	City	Zip	Risk Capacity (Spaces)	Risk Capacity (Sq Ft)	Planned Usage (Spaces)	EHPA	Pet Friendly	As-Is (A) / Retrofit (R)
North Central Florida	Alachua	Gen Pop	2008	Alachua ES	6 Classroom	13800 NW 140th Place	Alachua	32615	346	6920	215	No	No	A
North Central Florida	Alachua	Gen Pop	2000	Archer Community School	6 Cafeteria	14533 SW 170 St	Archer	32618	211	4221	213	No	No	R
North Central Florida	Alachua	Gen Pop	2005	Chester Shell ES	2 Cafeteria	21633 SE 65th Ave	Hawthorne	32640	184	3681	177	No	No	R
North Central Florida	Alachua	Gen Pop	2008	Easton-Newberry Sports Complex	1 Gym	24880 NW 16th Ave	Newberry	32669	593	11860	587	No	Yes	R
North Central Florida	Alachua	Gen Pop	2002	Eastside HS	15 Classroom	1201 SE 45 St	Gainesville	32641	842	16834	614	No	Yes	R
North Central Florida	Alachua	Gen Pop	1999	FW Buchholz Senior HS	8 Classroom	5510 NW 27th Ave	Gainesville	32606	893	17857	665	No	No	R
North Central Florida	Alachua	Gen Pop	2003	High Springs Community School	5 Classroom Addition (2003)	1015 N Main St	High Springs	32643	296	5920	151	No	No	R
North Central Florida	Alachua	Gen Pop	1999	Joseph Williams ES	7 Cafeteria	1245 SE 7th Ave	Gainesville	32641	210	4196	217	No	No	R
North Central Florida	Alachua	Gen Pop	1995	Kanapaha MS - Building 3	3 Classroom	5005 SW 75th St	Gainesville	32608	450	8995	289	No	Yes	R
North Central Florida	Alachua	Gen Pop	1995	Kanapaha MS - Building 4	4 Classroom	5005 SW 75th St	Gainesville	32608	467	9332	285	No	Yes	R
North Central Florida	Alachua	Gen Pop	1999	Lawton M Chiles ES	3 Cafeteria	2525 School House Rd	Gainesville	32608	267	5349	273	No	No	R
North Central Florida	Alachua	Gen Pop	1999	Lawton M Chiles ES	2 Classroom	2525 School House Rd	Gainesville	32608	598	11954	570	No	No	R
North Central Florida	Alachua	Gen Pop	1999	Lawton M Chiles ES	1 Admin / Classroom	2525 School House Rd	Gainesville	32608	735	14707	507	No	No	R
North Central Florida	Alachua	Gen Pop	2011	Meadowbrook ES	1 Media / Classroom	11525 NW 39th Ave	Gainesville	32606	1990	39796	1396	Yes	No	A
North Central Florida	Alachua	Gen Pop	1996	MLK Center	1 Gymnasium / Multipurpose	1028 NE 14th St	Gainesville	32601	400	8000	0	No	No	R
North Central Florida	Alachua	Gen Pop	0	MLK CENTER	1 Gym	1028 NE 14th St	Gainesville	32601	400	8000	400	No	No	A
North Central Florida	Alachua	Gen Pop	1993	Oakview MS	3 Classroom	1203 SW 250th St	Newberry	32669	447	9148	274	No	No	R
North Central Florida	Alachua	Gen Pop	1993	Oakview MS	4 Classroom	1203 SW 250th St	Newberry	32669	457	8935	273	No	No	R
North Central Florida	Alachua	Gen Pop	2008	Santa Fe HS	34 Classroom	16213 NW US HWY 441	Alachua	32615	546	10919	268	Yes	No	A
North Central Florida	Alachua	Gen Pop	2001	Sidney Lanier Center	11 Interior circulation	312 NW 16th Ave	Gainesville	32601	178	3562	178	No	Yes	R
North Central Florida	Alachua	Gen Pop	2011	University of Florida Building #0316 Southwest Recreation Center		3150 Hull Road	Gainesville	32611	118	36737	0	No	No	R
North Central Florida	Alachua	Gen Pop	1995	University of Florida Building #0110 Steinbrenner Band Hall		1556 Inner Road	Gainesville	32611	699	3261	0	No	No	R
North Central Florida	Alachua	Gen Pop	1997	University of Florida Building #0484 Straughn IFAS Extension Professional Development Center		2142 Shealy Drive	Gainesville	32605	1837	2360	0	No	No	R
North Central Florida	Alachua	Gen Pop	2007	University of Florida Building #0686 J. Wayne Reitz Union, Grand Ballroom		655 Reitz Union Drive	Gainesville	32611	163	13971	0	No	No	R
North Central Florida	Alachua	Gen Pop	2000	Waldo Community School	6 Classroom	13588 NE 148th Ave	Waldo	32694	278	5567	0	No	No	R
North Central Florida	Alachua	Gen Pop	1984	William S Talbot ES	3 Cafeteria	5701 NW 43rd St	Gainesville	32608	189	3789	188	No	No	R
Alachua General Population Shelter Spaces:									13794		7740			
SPECIAL NEEDS														
Region	County	Shelter Type	Year Built	Site Name	Building	Street	City	Zip	Risk Capacity (Spaces)	Risk Capacity (Sq Ft)	Planned Usage (Spaces)	EHPA	Pet Friendly	As-Is (A) / Retrofit (R)
North Central Florida	Alachua	SpNS	2001	Alachua County Community Support Services	1 Main	218 SE 24th St	Gainesville	32641	94	5640	0	No	No	R
North Central Florida	Alachua	SpNS	2011	Gainesville Senior Center	Main	5701 NW 34th Blvd	Gainesville	32653	121	7239	102	No	No	R
North Central Florida	Alachua	SpNS	2006	Marjorie K Rawlings ES	4 Cafeteria	3500 NE 15th St	Gainesville	32609	71	4234	69	Yes	No	A
North Central Florida	Alachua	SpNS	0	Sidney Lanier Center	11 Hall	312 NW 16th Ave	Gainesville	32609	178	3562	0	No	No	A
North Central Florida	Alachua	SpNS	2001	Sidney Lanier Center	12 A Caf	312 NW 16th Ave	Gainesville	32601	48	2860	120	No	No	R
North Central Florida	Alachua	SpNS	0	Sidney Lanier Center	12 B Gym	312 NW 16th Avenue	Gainesville	32609	109	6553	0	No	No	R
North Central Florida	Alachua	SpNS	2004	Westwood MS	18 Cafeteria	3215 NW 15th Ave	Gainesville	32605	73	4357	72	No	No	A
Alachua Special Needs Shelter Spaces:									694		363			
Baker														
GENERAL POPULATION														
Region	County	Shelter Type	Year Built	Site Name	Building	Street	City	Zip	Risk Capacity (Spaces)	Risk Capacity (Sq Ft)	Planned Usage (Spaces)	EHPA	Pet Friendly	As-Is (A) / Retrofit (R)
Northeast Florida	Baker	Gen Pop	1995	Baker MS	20 Classroom	211 E Jonathan St	Macclenny	32063	30	16714	0	No	No	A
Northeast Florida	Baker	Gen Pop	2009	Baker MS	19 Voc Classroom	211 E Jonathan St	Macclenny	32063	836	595	0	No	No	R
Northeast Florida	Baker	Gen Pop	2000	J Franklin Keller Intermediate School	18 Classroom	420 S 8th St	Macclenny	32063	125	2499	0	No	No	A
Northeast Florida	Baker	Gen Pop	2002	New Macclenny ES	1F Classroom	1 Wildkitten Dr	Macclenny	32063	274	6127	306	Yes	No	A
Northeast Florida	Baker	Gen Pop	2002	New Macclenny ES	1E Classroom	1 Wildkitten Dr	Macclenny	32063	311	6217	296	Yes	No	A
Northeast Florida	Baker	Gen Pop	2002	New Macclenny ES	1D Classroom	1 Wildkitten Dr	Macclenny	32063	316	6217	239	Yes	No	A
Northeast Florida	Baker	Gen Pop	2002	New Macclenny ES	1C Classroom	1 Wildkitten Dr	Macclenny	32063	311	6327	309	Yes	No	A
Northeast Florida	Baker	Gen Pop	2002	New Macclenny ES	1B Cafeteria	1 Wildkitten Dr	Macclenny	32063	311	6215	309	Yes	No	A
Northeast Florida	Baker	Gen Pop	2002	New Macclenny ES	1A Admin / Media	1 Wildkitten Dr	Macclenny	32063	306	5471	216	Yes	No	A
Northeast Florida	Baker	Gen Pop	1995	Phoenix Center	Main	523 W Minnesota Ave	Macclenny	32063	207	4140	0	No	No	R
Northeast Florida	Baker	Gen Pop	2000	Westside ES	5 Classroom / Art	1 Panther Cir	Glen Saint Mary	32040	285	3666	0	No	No	A
Baker General Population Shelter Spaces:									3312		1675			
SPECIAL NEEDS														
Region	County	Shelter Type	Year Built	Site Name	Building	Street	City	Zip	Risk Capacity (Spaces)	Risk Capacity (Sq Ft)	Planned Usage (Spaces)	EHPA	Pet Friendly	As-Is (A) / Retrofit (R)
Northeast Florida	Baker	SpNS	1997	Ed Frasier Memorial Hospital	Main	159 N 3rd St	Macclenny	32063	79	4740	79	No	No	A
Baker Special Needs Shelter Spaces:									79		79			
Bay														
GENERAL POPULATION														
Region	County	Shelter Type	Year Built	Site Name	Building	Street	City	Zip	Risk Capacity (Spaces)	Risk Capacity (Sq Ft)	Planned Usage (Spaces)	EHPA	Pet Friendly	As-Is (A) / Retrofit (R)
Emerald Coast	Bay	Gen Pop	1994	Bay County Sheriff Office	1 Main	3421 Highway 77	Panama City	32404	494	9880	494	No	Yes	R
Emerald Coast	Bay	Gen Pop	2001	Bay HS	7 Cafeteria	1204 Harrison Ave	Panama City	32405	680	13609	967	No	Yes	R
Emerald Coast	Bay	Gen Pop	2000	Bozeman Learning Center	8 Gym	13410 SR 77	Panama City	32409	267	11466	267	No	Yes	A
Emerald Coast	Bay	Gen Pop	2000	Bozeman Learning Center	9 Cafeteria	13410 SR 77	Panama City	32409	327	8277	587	No	Yes	A
Emerald Coast	Bay	Gen Pop	2000	Bozeman Learning Center	7 Classroom	13410 SR 77	Panama City	32409	395	7647	641	No	Yes	R
Emerald Coast	Bay	Gen Pop	2000	Bozeman Learning Center	6 Music	13410 SR 77	Panama City	32409	470	4791	580	No	Yes	R
Emerald Coast	Bay	Gen Pop	2000	Bozeman Learning Center	5 Classroom	13410 SR 77	Panama City	32409	576	11518	686	No	Yes	R
Emerald Coast	Bay	Gen Pop	2000	Bozeman Learning Center	4 Classroom	13410 SR 77	Panama City	32409	240	9401	604	No	Yes	R
Emerald Coast	Bay	Gen Pop	2000	Bozeman Learning Center	3 Classroom	13410 SR 77	Panama City	32409	382	7894	826	No	Yes	R
Emerald Coast	Bay	Gen Pop	2009	Bozeman Learning Center K-8	7 Media and CR	13410 Hwy 77	Panama City	32409	374	7472	0	No	No	R
Emerald Coast	Bay	Gen Pop	2009	Bozeman Learning Center K-8	8 Gym	13410 Hwy 77	Panama City	32409	550	10999	0	No	No	R
Emerald Coast	Bay	Gen Pop	2009	Bozeman Learning Center K-8	9 Dining	13410 Hwy 77	Panama City	32409	420	8406	0	No	No	R
Emerald Coast	Bay	Gen Pop	1999	Cedar Grove ES	13 Music	2826 East 15th St	Panama City	32405	243	2137	306	No	Yes	R
Emerald Coast	Bay	Gen Pop	1999	Cedar Grove ES	12 Classroom	2826 East 15th St	Panama City	32405	107	4865	206	No	Yes	R
Emerald Coast	Bay	Gen Pop	2009	Deer Point ES	1A Dining	4800 County Road 2321	Panama City	32404	421	8420	0	No	No	R
Emerald Coast	Bay	Gen Pop	0	Deer Point ES	1-D CR	4803 County Road 2321	Panama City	32404	257	5135	0	No	No	R
Emerald Coast	Bay	Gen Pop	0	Deer Point ES	1 C CR	4802 County Road 2321	Panama City	32404	1349	26974	0	No	No	R
Emerald Coast	Bay	Gen Pop	2009	Deer Point ES	1 B Media	4801 County Road 2321	Panama City	32404	295	5893	0	No	No	R
Emerald Coast	Bay	Gen Pop	2003	Jinks MS	10 Cafeteria	600 W 11th St	Panama City	32401	138	1836	125	No	Yes	R
Emerald Coast	Bay	Gen Pop	2003	Jinks MS	6 Band / Classroom	600 W 11th St	Panama City	32401	92	2769	76	No	Yes	R
Emerald Coast	Bay	Gen Pop	1996	Merriam-Cherry Sl. ES	11 Multipurpose / Cafeteria	1125 Cherry St	Panama City	32401	253	5054	0	Yes	Yes	A
Emerald Coast	Bay	Gen Pop	1988	Merritt Brown MS	4 Classroom 1st Floor	5601 Merritt Brown Rd	Panama City	32404	877	17538	0	No	Yes	R
Emerald Coast	Bay	Gen Pop	1996	Moore ES	5 Media (13)	1900 Michigan Ave	Panama City	32405	168	925	0	No	Yes	R
Emerald Coast	Bay	Gen Pop	1996	Moore ES	4 Classroom (12)	1900 Michigan Ave	Panama City	32405	483	7862	0	No	Yes	R
Emerald Coast	Bay	Gen Pop	1996	Moore ES	3 Cafeteria (11)	1900 Michigan Ave	Panama City	32405	393	9661	0	No	Yes	R
Emerald Coast	Bay	Gen Pop	1996	Moore ES	2 Classroom (10)	1900 Michigan Ave	Panama City	32405	46	3357	0	No	Yes	R
Emerald Coast	Bay	Gen Pop	2000	Mowat MS	11 Classroom	1903 Hwy 390	Lynn Haven	33444	139	2782	139	No	Yes	R

Emerald Coast	Bay	Gen Pop	0	New Horizons Learning Center	2	3100 Minnesota Ave	Panama City	32405	222	4443	0	Yes	Yes	A
Emerald Coast	Bay	Gen Pop	2000	Oakland Terrace ES	14 Classroom	2010 W 12th St	Panama City	32401	168	4159	294	No	Yes	R
Emerald Coast	Bay	Gen Pop	1986	Oakland Terrace ES	13 Classroom	2010 W 12th St	Panama City	32401	208	3365	258	No	Yes	R
Emerald Coast	Bay	Gen Pop	2007	Parker ES	2 Multipurpose	640 S Hwy 22A	Panama City	32404	180	3600	0	Yes	Yes	A
Emerald Coast	Bay	Gen Pop	2000	Patterson ES	16 Classroom	1025 Redwood Ave	Panama City	32401	265	5294	0	No	Yes	R
Emerald Coast	Bay	Gen Pop	2002	Rosenwald HS	13 Classroom	1310 E 11th St	Panama City	32401	175	3493	202	No	Yes	R
Emerald Coast	Bay	Gen Pop	1995	Rutherford HS	13 Cafeteria	1000 School Ave	Panama City	32401	237	11031	237	No	Yes	R
Emerald Coast	Bay	Gen Pop	1986	Rutherford HS	2 Media / Classroom 1st Floor	1000 School Ave	Springfield	32401	552	4740	0	No	Yes	R
Emerald Coast	Bay	Gen Pop	1991	Tommy Smith ES	4 Classroom	5044 Tommy Smith Way	Panama City	32404	235	8764	0	No	Yes	R
Emerald Coast	Bay	Gen Pop	1991	Tommy Smith ES	2 Classroom	5044 Tommy Smith Way	Panama City	32404	426	8007	0	No	Yes	R
Emerald Coast	Bay	Gen Pop	1991	Tommy Smith ES	1 Classroom	5044 Tommy Smith Way	Panama City	32404	438	4708	0	No	Yes	R
Emerald Coast	Bay	Gen Pop	1991	Tommy Smith ES	3 Cafeteria	5044 Tommy Smith Way	Panama City	32404	400	8515	0	No	Yes	R
Emerald Coast	Bay	Gen Pop	1996	Waller ES	5 Classroom	11332 Hwy 338	Youngstown	32466	82	5757	0	No	Yes	R
Emerald Coast	Bay	Gen Pop	1998	Waller ES	4 Classroom	11332 Hwy 338	Youngstown	32466	207	4141	0	No	Yes	R
Emerald Coast	Bay	Gen Pop	2000	Waller ES	3 Cafeteria	11332 Highway 388	Fountain	32466	288	1638	0	No	Yes	R
<b>Bay General Population Shelter Spaces:</b>									<b>14519</b>	<b>7495</b>				
<b>SPECIAL NEEDS</b>														
Region	County	Shelter Type	Year Built	Site Name	Building	Street	City	Zip	Risk Capacity (Spaces)	Risk Capacity (Sq Ft)	Planned Usage (Spaces)	EHPA	Pet Friendly	As-Is (A) / Retrofit (R)
Emerald Coast	Bay	SpNS	2000	Bozeman Learning Center	2 Classroom	13410 SR 77	Panama City	32409	138	8280	108	Yes	Yes	R
Emerald Coast	Bay	SpNS	2009	Bozeman Learning Center K-8	1 Admin / Clinic	13410 SR 77	Panama City	32409	191	11466	0	Yes	Yes	R
<b>Bay Special Needs Shelter Spaces:</b>									<b>329</b>	<b>108</b>				
<b>Bradford</b>														
<b>GENERAL POPULATION</b>														
Region	County	Shelter Type	Year Built	Site Name	Building	Street	City	Zip	Risk Capacity (Spaces)	Risk Capacity (Sq Ft)	Planned Usage (Spaces)	EHPA	Pet Friendly	As-Is (A) / Retrofit (R)
North Central Florida	Bradford	Gen Pop	1999	Bradford MS	7 Classroom	58 North Orange St	Starke	32091	52	4956	0	No	No	R
North Central Florida	Bradford	Gen Pop	1999	Bradford MS	6 Music	58 North Orange St	Starke	32091	248	1040	0	No	No	R
North Central Florida	Bradford	Gen Pop	2000	Hampton ES	5 Classroom	10501 Hampton Ave	Hampton	32044	95	1900	0	No	No	R
North Central Florida	Bradford	Gen Pop	1996	Starke ES	4 Cafeteria	1000 Weldon St	Starke	32091	281	3973	363	No	Yes	A
North Central Florida	Bradford	Gen Pop	1996	Starke ES	3 Classroom	1000 Weldon St	Starke	32091	230	5749	307	No	No	A
North Central Florida	Bradford	Gen Pop	1996	Starke ES	6 Classroom	1000 Weldon St	Starke	32091	235	4700	352	No	No	R
<b>Bradford General Population Shelter Spaces:</b>									<b>1141</b>	<b>1022</b>				
<b>SPECIAL NEEDS</b>														
Region	County	Shelter Type	Year Built	Site Name	Building	Street	City	Zip	Risk Capacity (Spaces)	Risk Capacity (Sq Ft)	Planned Usage (Spaces)	EHPA	Pet Friendly	As-Is (A) / Retrofit (R)
North Central Florida	Bradford	SpNS	2021	Bradford County Fairgrounds	Livestock Pavilion	1010 Temple Ave	Starke	32091	122	7340	400	No	No	A
North Central Florida	Bradford	SpNS	1996	Starke ES	2 Classroom	1000 W Weldon St	Starke	32091	66	5622	66	No	Yes	R
North Central Florida	Bradford	SpNS	1996	Starke ES	5 Classroom / Music	1000 W Weldon St	Starke	32091	96	4609	96	No	Yes	R
<b>Bradford Special Needs Shelter Spaces:</b>									<b>284</b>	<b>562</b>				
<b>Brevard</b>														
<b>GENERAL POPULATION</b>														
Region	County	Shelter Type	Year Built	Site Name	Building	Street	City	Zip	Risk Capacity (Spaces)	Risk Capacity (Sq Ft)	Planned Usage (Spaces)	EHPA	Pet Friendly	As-Is (A) / Retrofit (R)
East Central Florida	Brevard	Gen Pop	1989	Atlantis ES	6 Cafeteria	7300 Briggs Ave	Port St John	32927	63	4492	63	No	No	R
East Central Florida	Brevard	Gen Pop	1989	Atlantis ES	5 Classroom	7300 Briggs Ave	Port St John	32927	182	7368	182	No	No	R
East Central Florida	Brevard	Gen Pop	1989	Atlantis ES	4 Classroom	7300 Briggs Ave	Port St John	32927	274	4717	274	No	No	R
East Central Florida	Brevard	Gen Pop	1989	Atlantis ES	3 Classroom	7300 Briggs Ave	Port St John	32927	236	5488	236	No	No	R
East Central Florida	Brevard	Gen Pop	1989	Atlantis ES	2 Classroom / Music	7300 Briggs Ave	Port St John	32927	368	3636	368	No	No	R
East Central Florida	Brevard	Gen Pop	1989	Atlantis ES	1 Admin / Media	7300 Briggs Ave	Port St John	32927	225	1259	225	No	No	R
East Central Florida	Brevard	Gen Pop	1997	Bayside HS	9 Auditorium	1901 DeGroodt Rd SW	Palm Bay	32908	96	9401	0	No	No	R
East Central Florida	Brevard	Gen Pop	1997	Bayside HS	8 Classroom	1901 DeGroodt Rd SW	Palm Bay	32908	122	5587	0	No	No	R
East Central Florida	Brevard	Gen Pop	1997	Bayside HS	7 Classroom	1901 DeGroodt Rd SW	Palm Bay	32908	274	20028	0	No	No	R
East Central Florida	Brevard	Gen Pop	1997	Bayside HS	6 Classroom / Art	1901 DeGroodt Rd SW	Palm Bay	32908	992	31391	0	No	No	R
East Central Florida	Brevard	Gen Pop	1997	Bayside HS	5 Cafeteria	1901 DeGroodt Rd SW	Palm Bay	32908	268	5357	0	No	No	R
East Central Florida	Brevard	Gen Pop	1997	Bayside HS	4 Gym	1901 DeGroodt Rd SW	Palm Bay	32908	1570	19472	0	No	No	R
East Central Florida	Brevard	Gen Pop	1999	Bayside HS	3 Music	1901 DeGroodt Rd SW	Palm Bay	32909	1001	5478	0	No	No	R
East Central Florida	Brevard	Gen Pop	2008	Bayside HS	2 Media / Classroom	1901 DeGroodt Rd SW	Palm Bay	32909	279	2432	0	No	No	R
East Central Florida	Brevard	Gen Pop	2008	Bayside HS	1 Admin	1901 DeGroodt Rd SW	Palm Bay	32909	470	1911	0	No	No	R
East Central Florida	Brevard	Gen Pop	2003	Cambridge ES	16 Classroom	2000 Cambridge Dr	Cocoa	32922	158	3298	158	Yes	No	A
East Central Florida	Brevard	Gen Pop	2003	Cambridge ES	15 Classroom / Music	2000 Cambridge Dr	Cocoa	32922	165	3153	165	Yes	No	A
East Central Florida	Brevard	Gen Pop	1996	Central MS	4 Cafeteria / Classroom	2600 Wingate Blvd	W Melbourne	32904	1189	15852	1189	No	No	R
East Central Florida	Brevard	Gen Pop	1996	Central MS	3 Music / Classroom	2600 Wingate Blvd	W Melbourne	32904	1065	7896	1065	No	No	R
East Central Florida	Brevard	Gen Pop	1996	Central MS	2 Gym / Classroom	2600 Wingate Blvd	W Melbourne	32904	395	21309	395	No	No	R
East Central Florida	Brevard	Gen Pop	1996	Central MS	1 Admin / Classroom	2600 Wingate Blvd	W Melbourne	32904	793	23773	793	No	No	R
East Central Florida	Brevard	Gen Pop	1988	Discovery ES	10 Classroom	1275 Wendale Ave NW	Palm Bay	32905	188	3888	188	No	No	A
East Central Florida	Brevard	Gen Pop	1988	Discovery ES	6 Cafeteria	1275 Wendale Ave NW	Palm Bay	32905	278	4591	278	No	No	R
East Central Florida	Brevard	Gen Pop	1988	Discovery ES	5 Classroom	1275 Wendale Ave NW	Palm Bay	32905	302	6942	302	No	No	R
East Central Florida	Brevard	Gen Pop	1988	Discovery ES	4 Classroom	1275 Wendale Ave NW	Palm Bay	32905	347	6043	347	No	No	R
East Central Florida	Brevard	Gen Pop	1988	Discovery ES	3 Classroom	1275 Wendale Ave NW	Palm Bay	32905	230	5553	230	No	No	R
East Central Florida	Brevard	Gen Pop	2003	Discovery ES	2 Classroom / Music	1275 Wendale Ave NW	Palm Bay	32905	194	3754	194	Yes	No	R
East Central Florida	Brevard	Gen Pop	1993	Eau Gallie HS	37 Science	1400 Commodore Blvd	Melbourne	32935	498	11417	0	No	No	R
East Central Florida	Brevard	Gen Pop	1999	Eau Gallie HS	22 Auditorium (excluding Lobby)	1400 Commodore Blvd	Melbourne	32935	571	9950	571	No	No	R
East Central Florida	Brevard	Gen Pop	2003	Endeavor ES	13 Classroom	905 Pineda St	Cocoa	32922	336	6722	336	Yes	No	A
East Central Florida	Brevard	Gen Pop	1994	Enterprise ES	6 Cafeteria	7000 Enterprise Rd	Port St John	32927	189	4543	189	No	No	R
East Central Florida	Brevard	Gen Pop	1994	Enterprise ES	5 Classroom	7000 Enterprise Rd	Port St John	32927	285	7523	285	No	No	R
East Central Florida	Brevard	Gen Pop	1994	Enterprise ES	4 Classroom	7000 Enterprise Rd	Port St John	32927	269	5388	269	No	No	R
East Central Florida	Brevard	Gen Pop	1994	Enterprise ES	3 Classroom	7000 Enterprise Rd	Port St John	32927	376	5706	376	No	No	R
East Central Florida	Brevard	Gen Pop	1994	Enterprise ES	2 Classroom / Music	7000 Enterprise Rd	Port St John	32927	227	3773	227	No	No	R
East Central Florida	Brevard	Gen Pop	1990	Hans Christian Andersen ES	5 Classroom / Music	3011 S Fiske Blvd	Rockledge	32955	119	2988	119	No	No	R
East Central Florida	Brevard	Gen Pop	1990	Hans Christian Andersen ES	4 Cafeteria	3011 S Fiske Blvd	Rockledge	32955	355	2569	355	No	No	R
East Central Florida	Brevard	Gen Pop	1990	Hans Christian Andersen ES	3 Classroom	3011 S Fiske Blvd	Rockledge	32955	128	7103	128	No	No	R
East Central Florida	Brevard	Gen Pop	1990	Hans Christian Andersen ES	2 Classroom	3011 S Fiske Blvd	Rockledge	32955	149	2387	149	No	No	R
East Central Florida	Brevard	Gen Pop	2009	Heritage HS	7 Gym	2353 W Malabar Rd	Palm Bay	32907	795	20277	795	No	No	A
East Central Florida	Brevard	Gen Pop	2009	Heritage HS	6 Classroom	2353 W Malabar Rd	Palm Bay	32907	321	18315	321	Yes	No	A
East Central Florida	Brevard	Gen Pop	2009	Heritage HS	5 Classroom	2353 W Malabar Rd	Palm Bay	32907	1013	14595	1013	No	No	A
East Central Florida	Brevard	Gen Pop	2009	Heritage HS	4 Classroom	2353 W Malabar Rd	Palm Bay	32907	730	20254	730	No	No	A
East Central Florida	Brevard	Gen Pop	2009	Heritage HS	3 Cafeteria	2353 W Malabar Rd	Palm Bay	32907	916	6422	916	No	No	A
East Central Florida	Brevard	Gen Pop	2009	Heritage HS	2 Auditorium	2353 W Malabar Rd	Palm Bay	32907	1014	15901	1014	Yes	No	A
East Central Florida	Brevard	Gen Pop	1994	Imperial Estates ES	8 Classroom	5525 Kathy Dr	Titusville	32780	263	3512	188	No	No	R
East Central Florida	Brevard	Gen Pop	1994	Imperial Estates ES	7 Cafeteria / Music	5525 Kathy Dr	Titusville	32780	231	2713	165	No	No	R
East Central Florida	Brevard	Gen Pop	1994	Imperial Estates ES	6 Classroom	5525 Kathy Dr	Titusville	32780	136	4618	97	No	No	R
East Central Florida	Brevard	Gen Pop	1994	Imperial Estates ES	5 Classroom	5525 Kathy Dr	Titusville	32780	176	5268	125	No	No	R
East Central Florida	Brevard	Gen Pop	2003	John F. Turner Sr. ES	3 Classroom / Music	3175 Jupiter Blvd SE	Palm Bay	32909	244	5126	220	Yes	No	A
East Central Florida	Brevard	Gen Pop	2003	John F. Turner Sr. ES	2 Classroom	3175 Jupiter Blvd SE	Palm Bay	32909	256	4878	230	Yes	No	A
East Central Florida	Brevard	Gen Pop	1991	Jupiter ES	6 Cafeteria	950 Tupelo Road SW	Palm Bay	32908	186	4593	186	No	No	R
East Central Florida	Brevard	Gen Pop	1991	Jupiter ES	5 Classroom	950 Tupelo Road SW	Palm Bay	32908	280	6812	280	No	No	R
East Central Florida	Brevard	Gen Pop	1991	Jupiter ES	4 Classroom	950 Tupelo Road SW	Palm Bay	32908	302	6030	302	No	No	R
East Central Florida	Brevard	Gen Pop	1991	Jupiter ES	3 Classroom	950 Tupelo Road SW	Palm Bay	32908	341	5601	341	No	No	R
East Central Florida	Brevard	Gen Pop	1991	Jupiter ES	2 Classroom / Music									

Region	County	Shelter Type	Year Built	Site Name	Building	Street	City	Zip	Risk Capacity (Spaces)	Risk Capacity (Sq Ft)	Planned Usage (Spaces)	EHPA	Pet Friendly	As-Is (A) / Retrofit (R)
East Central Florida	Brevard	Gen Pop	2011	Max K. Rodas Community Center	Main	34410 Flanagan Ave W	Melbourne	32904	161	9675	161	No	Yes	A
East Central Florida	Brevard	Gen Pop	2007	Meadowlane Intermediate ES	1 Classroom 1st and 2nd Floor	2700 Wingate Blvd	Melbourne	32904	2288	45763	2288	No	No	A
East Central Florida	Brevard	Gen Pop	1994	Meadowlane Primary ES	11 Classroom	2800 Wingate Blvd	Melbourne	32904	189	5535	189	No	No	A
East Central Florida	Brevard	Gen Pop	1994	Meadowlane Primary ES	6 Cafeteria	2800 Wingate Blvd	Melbourne	32904	285	4543	285	No	No	R
East Central Florida	Brevard	Gen Pop	1994	Meadowlane Primary ES	5 Classroom	2800 Wingate Blvd	Melbourne	32904	269	7523	269	No	No	R
East Central Florida	Brevard	Gen Pop	1994	Meadowlane Primary ES	4 Classroom	2800 Wingate Blvd	Melbourne	32904	376	5388	376	No	No	R
East Central Florida	Brevard	Gen Pop	1994	Meadowlane Primary ES	3 Classroom	2800 Wingate Blvd	Melbourne	32904	227	5706	227	No	No	R
East Central Florida	Brevard	Gen Pop	2005	Meadowlane Primary ES	2 Classroom / Music	2800 Wingate Blvd	Melbourne	32904	277	3773	277	No	No	R
East Central Florida	Brevard	Gen Pop	2003	Mims ES	13 Classroom	2582 US 1	Mims	32754	342	6848	342	Yes	No	A
East Central Florida	Brevard	Gen Pop	2005	Palm Bay Community Center	Main	1951 NW Malabar Rd	Palm Bay	32907	484	9675	484	No	Yes	A
East Central Florida	Brevard	Gen Pop	2007	Palm Bay HS	8 Cafeteria	101 Pirate Ln	Melbourne	32901	227	4536	0	Yes	No	A
East Central Florida	Brevard	Gen Pop	1996	Pinewood ES	4 Classroom	3654 Lionel Rd	Mims	32754	475	9508	380	No	No	R
East Central Florida	Brevard	Gen Pop	1999	Port St. John Community Center	Main	6650 Corto Rd	Port St. John	32927	248	4962	260	No	Yes	R
East Central Florida	Brevard	Gen Pop	1989	Riviera ES	3 Classroom	351 Riviera Dr NE	Palm Bay	32905	368	5543	368	No	No	R
East Central Florida	Brevard	Gen Pop	1989	Riviera ES	2 Classroom / Music	351 Riviera Dr NE	Palm Bay	32905	229	3626	229	No	No	R
East Central Florida	Brevard	Gen Pop	1989	Riviera ES	6 Cafeteria	351 Riviera Dr NE	Palm Bay	32905	181	4575	181	No	No	R
East Central Florida	Brevard	Gen Pop	1989	Riviera ES	5 Classroom	351 Riviera Drive NE	Palm Bay	32905	277	7368	277	No	No	R
East Central Florida	Brevard	Gen Pop	1989	Riviera ES	4 Classroom	351 Riviera Dr NE	Palm Bay	32905	234	4672	233	No	No	R
East Central Florida	Brevard	Gen Pop	1997	Roy Allen ES	6 Classroom	2601 Fountainhead Blvd	Melbourne	32909	1527	30549	1527	Yes	No	A
East Central Florida	Brevard	Gen Pop	2000	Sherwood ES	1 Main	2541 Post Rd	Melbourne	32935	1888	37763	1888	No	No	R
East Central Florida	Brevard	Gen Pop	2001	South Mainland Community Center	Gym	3700 Allen Ave	Micco	32976	128	7689	128	No	Yes	R
East Central Florida	Brevard	Gen Pop	2004	Space Coast Jr/Sr HS	4 Cafeteria / Classroom	6150 Banyan St	Port St. John	32927	307	18748	300	Yes	No	R
East Central Florida	Brevard	Gen Pop	1994	Space Coast Jr/Sr HS	3 Music / Classroom	6150 Banyan St	Port St. John	32927	1277	7716	1277	No	No	R
East Central Florida	Brevard	Gen Pop	1994	Space Coast Jr/Sr HS	2 Gym / Classroom	6150 Banyan St	Port St. John	32927	935	18707	935	No	No	R
East Central Florida	Brevard	Gen Pop	1994	Space Coast Jr/Sr HS	1 Media / Classroom	6150 Banyan St	Port St. John	32927	386	25546	359	No	No	R
East Central Florida	Brevard	Gen Pop	1994	Space Coast Jr/Sr HS	11 Music	6150 Banyan St	Port St. John	32927	937	6147	937	No	No	R
East Central Florida	Brevard	Gen Pop	1991	Suntree ES	6 Cafeteria	900 Pinhurst Ave	Melbourne	32940	186	4593	186	No	No	R
East Central Florida	Brevard	Gen Pop	1991	Suntree ES	5 Classroom	900 Pinhurst Ave	Melbourne	32940	280	6812	280	No	No	R
East Central Florida	Brevard	Gen Pop	1991	Suntree ES	4 Classroom	900 Pinhurst Ave	Melbourne	32940	302	6030	302	No	No	R
East Central Florida	Brevard	Gen Pop	1991	Suntree ES	3 Classroom	900 Pinhurst Ave	Melbourne	32940	341	5601	341	No	No	R
East Central Florida	Brevard	Gen Pop	1991	Suntree ES	2 Classroom / Music	900 Pinhurst Ave	Melbourne	32940	230	3714	230	No	No	R
East Central Florida	Brevard	Gen Pop	2005	Viera HS	68 Auditorium	6103 Stadium Pkwy	Viera	32940	1077	18216	1077	Yes	No	A
East Central Florida	Brevard	Gen Pop	2005	Viera HS	64 Cafeteria	6103 Stadium Pkwy	Viera	32940	974	11522	974	No	No	A
East Central Florida	Brevard	Gen Pop	2005	Viera HS	4 Classroom	6103 Stadium Pkwy	Viera	32940	779	15575	779	No	No	A
East Central Florida	Brevard	Gen Pop	2005	Viera HS	3 Classroom	6103 Stadium Pkwy	Viera	32941	581	19472	581	Yes	No	A
East Central Florida	Brevard	Gen Pop	2005	Viera HS	2 Gym	6103 Stadium Pkwy	Viera	32940	906	21530	906	Yes	No	A
East Central Florida	Brevard	Gen Pop	2005	Viera Regional Community Center	Main	2300 Judge Fran Jamieson Way	Viera	32940	484	9675	484	No	Yes	A
East Central Florida	Brevard	Gen Pop	2005	Walter Butler Community Center	Main	Ferguson Lane	Sharpes	32959	484	9675	484	No	Yes	A
East Central Florida	Brevard	Gen Pop	1997	Westside ES	4 Cafeteria	2175 DeGroot Rd SW	Palm Bay	32908	1943	4166	1943	No	No	A
East Central Florida	Brevard	Gen Pop	2005	Westside ES	2 Classroom	2175 DeGroot Rd SW	Palm Bay	32908	246	5622	0	No	No	A
<b>Brevard General Population Shelter Spaces:</b>									<b>50157</b>		<b>42422</b>			
<b>SPECIAL NEEDS</b>														
Region	County	Shelter Type	Year Built	Site Name	Building	Street	City	Zip	Risk Capacity (Spaces)	Risk Capacity (Sq Ft)	Planned Usage (Spaces)	EHPA	Pet Friendly	As-Is (A) / Retrofit (R)
East Central Florida	Brevard	SpNS	1994	Astronaut HS	1 (400s, 1994 area) Classroom	800 War Eagle Blvd	Titusville	32796	135	3885	37	No	No	R
East Central Florida	Brevard	SpNS	1994	Astronaut HS	1 (800s, 1994 area) ESE	800 War Eagle Blvd	Titusville	32796	194	2705	38	No	No	R
East Central Florida	Brevard	SpNS	1967	Oak Park ES	5 Classroom	3395 Dairy Rd	Titusville	32796	35	2936	35	No	No	R
East Central Florida	Brevard	SpNS	1967	Oak Park ES	2 Classroom	3395 Dairy Rd	Titusville	32796	49	2102	49	No	No	R
East Central Florida	Brevard	SpNS	1967	Oak Park ES	5 Cafeteria	3395 Dairy Road	Titusville	32796	11	3743	11	No	No	A
East Central Florida	Brevard	SpNS	1967	Oak Park ES	3 Classroom	3395 Dairy Rd	Titusville	32796	36	12712	36	No	No	A
East Central Florida	Brevard	SpNS	1967	Oak Park ES	2 Classroom	3395 Dairy Rd	Titusville	32796	62	11900	62	No	No	A
East Central Florida	Brevard	SpNS	2004	Quest ES	1 Main	8751 Trafford Dr	Melbourne	32940	697	41813	375	Yes	No	A
East Central Florida	Brevard	SpNS	1998	Ralph Williams ES	Main	1700 Clubhouse Dr	Rockledge	32955	617	37049	375	Yes	No	A
East Central Florida	Brevard	SpNS	1992	Rockledge HS	8 Voc Classroom	220 Raider Rd	Rockledge	32955	190	4716	597	No	No	R
East Central Florida	Brevard	SpNS	1992	Rockledge HS	2 Music	220 Raider Rd	Rockledge	32955	49	2929	146	No	No	R
East Central Florida	Brevard	SpNS	1992	Rockledge HS	1 Admin	220 Raider Rd	Rockledge	32955	79	11939	236	No	No	R
East Central Florida	Brevard	SpNS	2006	Sunrise ES	1 Main	1651 Mara Loma Blvd SE	Palm Bay	32909	697	47885	697	Yes	No	A
<b>Brevard Special Needs Shelter Spaces:</b>									<b>2851</b>		<b>2694</b>			
<b>Broward</b>														
<b>GENERAL POPULATION</b>														
Region	County	Shelter Type	Year Built	Site Name	Building	Street	City	Zip	Risk Capacity (Spaces)	Risk Capacity (Sq Ft)	Planned Usage (Spaces)	EHPA	Pet Friendly	As-Is (A) / Retrofit (R)
South Florida	Broward	Gen Pop	2001	ATC - Arthur Ashe Jr Campus	1 Main	1701 NW 23 Ave	Ft. Lauderdale	33311	1132	22642	941	Yes	No	A
South Florida	Broward	Gen Pop	2008	Beachside Montessori Village	1 Main	2230 Lincoln St	Hollywood	33020	1060	5981	1060	Yes	No	A
South Florida	Broward	Gen Pop	2000	Challenger ES	1 Main	5700 NW 94 Ave	Tamarac	33321	2410	48207	395	Yes	No	A
South Florida	Broward	Gen Pop	2000	Coconut Palm ES	1 Main	13601 Monarch Lakes Blvd	Miramar	33027	2299	45982	1214	Yes	No	A
South Florida	Broward	Gen Pop	2004	Coral Cove ES	1 Main	5100 SW 148 Ave	Miramar	33027	800	16000	1289	Yes	No	A
South Florida	Broward	Gen Pop	2003	Coral Glades HS	3 Cafeteria / Gym / Music	2700 Sports Plex Dr	Coral Springs	33065	1696	33916	1153	Yes	No	A
South Florida	Broward	Gen Pop	2005	Dolphin Bay ES	1 Main	16450 Miramar Pkwy	Miramar	33027	815	16300	1268	Yes	No	A
South Florida	Broward	Gen Pop	1998	Everglades ES	1 Main	2900 Bonaventure Blvd	Weston	33331	2287	45745	1214	Yes	No	A
South Florida	Broward	Gen Pop	2002	Everglades HS	2 Cafeteria / Gym / Auditorium	17100 SW 48th Ct	Miramar	33027	2272	45434	1122	Yes	Yes	A
South Florida	Broward	Gen Pop	1999	Falcon Cove MS	2 Cafeteria / Gym / Music	4251 Bonaventure Blvd	Weston	33332	1225	24508	998	Yes	Yes	A
South Florida	Broward	Gen Pop	1999	Floranada ES	1 Main	5251 NE 14th Way	Ft. Lauderdale	33334	800	16000	395	Yes	No	A
South Florida	Broward	Gen Pop	1997	Fox Trail ES	1 Main	1250 Nob Hill Rd	Davie	33324	2389	47778	1259	Yes	No	A
South Florida	Broward	Gen Pop	1998	Gator Run ES	1 Main	1101 Arvida Pkwy	Weston	33327	2287	45741	1214	Yes	No	A
South Florida	Broward	Gen Pop	2003	Gulf Stream Academy K-8	1 Classroom	900 SW 8th St	Hollywood	33009	1637	32746	309	Yes	No	A
South Florida	Broward	Gen Pop	1997	Lakeside ES	1 Main	900 NW 136 Ave	Pembroke Pines	33026	2335	46697	2091	Yes	No	A
South Florida	Broward	Gen Pop	2001	Liberty ES	1 Main	2450 Banks Rd	Margate	33063	3203	46067	1254	Yes	No	A
South Florida	Broward	Gen Pop	1999	Lyons Creek MS	3 Cafeteria / Gym / Music	4333 Sol Press Blvd	Coconut Creek	33073	2698	53951	998	Yes	Yes	A
South Florida	Broward	Gen Pop	2001	Manatee Bay ES	1 Main	19200 SW 26 St	Weston	33331	2297	45934	1254	Yes	No	A
South Florida	Broward	Gen Pop	2001	Millennium MS	3 Cafeteria / Music	5803 NW 94th Ave	Tamarac	33321	825	16492	325	Yes	No	A
South Florida	Broward	Gen Pop	2002	Monarch HS	4 Cafeteria / Gym	5050 Wiles Rd	Coconut Creek	33063	1089	21782	950	Yes	No	A
South Florida	Broward	Gen Pop	2000	New Renaissance MS	3 Cafeteria / Gym	10701 Miramar Blvd	Miramar	33025	1181	23623	817	Yes	No	A
South Florida	Broward	Gen Pop	2006	Orange Brook ES	16 Main	715 S 46th Ave	Hollywood	33021	815	16300	1294	Yes	No	A
South Florida	Broward	Gen Pop	1997	Panther Run ES	1 Main	801 NW 172 Ave	Pembroke Pines	33328	2394	47887	1259	Yes	No	A
South Florida	Broward	Gen Pop	2000	Park Lakes ES	1 Main	3925 N SR 7	Lauderdale Lakes	33309	2384	47676	1259	Yes	No	A
South Florida	Broward	Gen Pop	2000	Park Trails ES	1 Main	10700 Trails End	Parkland	33076	2425	48509	395	Yes	No	A
South Florida	Broward	Gen Pop	1999	Parkside ES	1 Main	10257 NW 29th St	Coral Springs	33065	1214	24273	1214	Yes	No	A
South Florida	Broward	Gen Pop	2005	Pines MS	11 Main	200 NW Douglas Rd	Pembroke Pines	33024	1210	24200	388	Yes	No	A
South Florida	Broward	Gen Pop	1999	Plantation ES	1 Main	651 NW 42nd Ave	Plantation	33317	2384	47676	395	Yes	No	A
South Florida	Broward	Gen Pop	2002	Pompano Beach HS	10 Classroom / Admin / Cafeteria	600 NE 13th Ave	Pompano Beach	33060	1800	36000	268	Yes	No	A
South Florida	Broward	Gen Pop	2001	Rock Island ES	1 Main	2350 NW 19th St	Ft. Lauderdale	33311						

SPECIAL NEEDS														
Region	County	Shelter Type	Year Built	Site Name	Building	Street	City	Zip	Risk Capacity (Spaces)	Risk Capacity (Sq Ft)	Planned Usage (Spaces)	EHPA	Pet Friendly	As-Is (A) / Retrofit (R)
South Florida	Broward	SpNS	1995	Indian Ridge MS	2 Gym / Music / Cafeteria	1355 S Nob Hill Rd	Davie	33324	414	24827	250	Yes	No	A
South Florida	Broward	SpNS	1997	McNicol MS	3 Gym / Music / Cafeteria	1602 S 27th Ave	Hollywood	33020	398	23896	325	Yes	No	A
South Florida	Broward	SpNS	1995	New River MS	3 Gym / Music / Cafeteria	3100 Riverland Rd	Ft. Lauderdale	33312	391	23456	250	Yes	No	A
South Florida	Broward	SpNS	1996	Sheridan Technical HS (Sunset School)	21 Main	3775 SW 16th St	Ft. Lauderdale	33312	471	28232	55	Yes	No	A
South Florida	Broward	SpNS	2001	WestGlades MS	3 Gym / Music / Cafeteria	11000 Holmberg Rd	Parkland	33026	394	23623	250	Yes	No	A
<b>Broward Special Needs Shelter Spaces:</b>									<b>2068</b>		<b>1130</b>			
Calhoun														
GENERAL POPULATION														
Region	County	Shelter Type	Year Built	Site Name	Building	Street	City	Zip	Risk Capacity (Spaces)	Risk Capacity (Sq Ft)	Planned Usage (Spaces)	EHPA	Pet Friendly	As-Is (A) / Retrofit (R)
Apalachee	Calhoun	Gen Pop	2015	Altha ES	5 Classroom	25820 NE Fuqua Cir	Altha	32421	315	3868	0	Yes	No	A
Apalachee	Calhoun	Gen Pop	2015	Altha ES	2 Classroom	25820 NE Fuqua Cir	Altha	32421	700	4721	0	Yes	No	A
Apalachee	Calhoun	Gen Pop	2017	Altha ES	6 Gym	25820 NE Fuqua Cir	Altha	32421	236	14003	0	No	No	A
Apalachee	Calhoun	Gen Pop	2018	Altha ES	3 Cafeteria	25820 NE Fuqua Cir	Altha	32421	193	6302	0	No	No	A
Apalachee	Calhoun	Gen Pop	2011	Blountstown HS	8 Classroom	18597 NE SR 69	Blountstown	32424	536	9268	0	No	No	A
Apalachee	Calhoun	Gen Pop	2011	Blountstown HS	7 Classroom	18597 NE SR 69	Blountstown	32424	179	9723	0	Yes	No	A
Apalachee	Calhoun	Gen Pop	2011	Blountstown HS	5 Classroom	18597 NE SR 69	Blountstown	32424	179	3583	0	No	No	A
Apalachee	Calhoun	Gen Pop	2011	Blountstown HS	4 Cafeteria	18597 NE SR 69	Blountstown	32424	486	3575	0	No	No	A
Apalachee	Calhoun	Gen Pop	2011	Blountstown HS	2 Gym	18597 NE SR 69	Blountstown	32424	463	10715	0	No	No	A
Apalachee	Calhoun	Gen Pop	0	Mossy Pond Community Center	Main	22216 NW Lake McKenzie Blvd	Altha	32421	90	1796	0	No	No	A
<b>Calhoun General Population Shelter Spaces:</b>									<b>3377</b>		<b>0</b>			
SPECIAL NEEDS														
Region	County	Shelter Type	Year Built	Site Name	Building	Street	City	Zip	Risk Capacity (Spaces)	Risk Capacity (Sq Ft)	Planned Usage (Spaces)	EHPA	Pet Friendly	As-Is (A) / Retrofit (R)
Apalachee	Calhoun	SpNS	n/a	n/a	n/a	n/a	n/a	n/a	0	0	0	n/a	n/a	n/a
<b>Calhoun Special Needs Shelter Spaces:</b>									<b>0</b>		<b>0</b>			
Charlotte														
GENERAL POPULATION														
Region	County	Shelter Type	Year Built	Site Name	Building	Street	City	Zip	Risk Capacity (Spaces)	Risk Capacity (Sq Ft)	Planned Usage (Spaces)	EHPA	Pet Friendly	As-Is (A) / Retrofit (R)
Southwest Florida	Charlotte	Gen Pop	n/a	n/a	n/a	n/a	n/a	n/a	0	0	0	n/a	n/a	n/a
<b>Charlotte General Population Shelter Spaces:</b>									<b>0</b>		<b>0</b>			
SPECIAL NEEDS														
Region	County	Shelter Type	Year Built	Site Name	Building	Street	City	Zip	Risk Capacity (Spaces)	Risk Capacity (Sq Ft)	Planned Usage (Spaces)	EHPA	Pet Friendly	As-Is (A) / Retrofit (R)
Southwest Florida	Charlotte	SpNS	n/a	n/a	n/a	n/a	n/a	n/a	0	0	0	n/a	n/a	n/a
<b>Charlotte Special Needs Shelter Spaces:</b>									<b>0</b>		<b>0</b>			
Citrus														
GENERAL POPULATION														
Region	County	Shelter Type	Year Built	Site Name	Building	Street	City	Zip	Risk Capacity (Spaces)	Risk Capacity (Sq Ft)	Planned Usage (Spaces)	EHPA	Pet Friendly	As-Is (A) / Retrofit (R)
Tampa Bay	Citrus	Gen Pop	2006	Central Ridge ES	1 (West Wing) Classroom	185 W Citrus Springs Blvd	Citrus Springs	34443	958	19152	958	Yes	No	A
Tampa Bay	Citrus	Gen Pop	2006	Central Ridge ES	3 Cafeteria	185 W Citrus Springs Blvd	Citrus Springs	34443	239	4786	239	Yes	No	A
Tampa Bay	Citrus	Gen Pop	1992	Citrus HS	21 Cafeteria	600 W Highland Blvd	Inverness	34452	344	7930	300	No	No	A
Tampa Bay	Citrus	Gen Pop	1992	Citrus HS	17 Classroom	600 W Highland Blvd	Inverness	34452	266	5319	288	No	No	R
Tampa Bay	Citrus	Gen Pop	1993	Citrus Springs MS	8 Classroom	150 W Citrus Springs Blvd	Citrus Springs	34443	57	5954	1312	No	No	R
Tampa Bay	Citrus	Gen Pop	1993	Citrus Springs MS	10 Cafeteria	150 W Citrus Springs Blvd	Citrus Springs	34443	353	7060	0	No	No	R
Tampa Bay	Citrus	Gen Pop	1993	Citrus Springs MS	4 Classroom	150 W Citrus Springs Blvd	Citrus Springs	34443	327	7056	0	No	No	R
Tampa Bay	Citrus	Gen Pop	1993	Citrus Springs MS	3 Classroom	150 W Citrus Springs Blvd	Citrus Springs	34443	366	7320	0	No	No	R
Tampa Bay	Citrus	Gen Pop	1993	Citrus Springs MS	2 Classroom	150 W Citrus Springs Blvd	Citrus Springs	34443	353	6542	0	No	No	R
Tampa Bay	Citrus	Gen Pop	1993	Citrus Springs MS	1 Admin	150 W Citrus Springs Blvd	Citrus Springs	34443	298	1145	0	No	No	R
<b>Citrus General Population Shelter Spaces:</b>									<b>3561</b>		<b>3097</b>			
SPECIAL NEEDS														
Region	County	Shelter Type	Year Built	Site Name	Building	Street	City	Zip	Risk Capacity (Spaces)	Risk Capacity (Sq Ft)	Planned Usage (Spaces)	EHPA	Pet Friendly	As-Is (A) / Retrofit (R)
Tampa Bay	Citrus	SpNS	2002	Citrus HS	16 Classroom	600 W Highland Blvd	Inverness	34452	132	6873	157	No	No	R
Tampa Bay	Citrus	SpNS	1999	Forest Ridge ES	1 Main	2927 N Forest Ridge	Hernando	34442	737	44200	1468	No	Yes	NA
Tampa Bay	Citrus	SpNS	2005	Renaissance Center School	1 Cafeteria wing	3630 W Educational Path	Lecanto	34461	79	4752	91	Yes	No	A
<b>Citrus Special Needs Shelter Spaces:</b>									<b>948</b>		<b>1716</b>			
Clay														
GENERAL POPULATION														
Region	County	Shelter Type	Year Built	Site Name	Building	Street	City	Zip	Risk Capacity (Spaces)	Risk Capacity (Sq Ft)	Planned Usage (Spaces)	EHPA	Pet Friendly	As-Is (A) / Retrofit (R)
Northeast Florida	Clay	Gen Pop	2003	Argyle ES	2 Cafeteria	2625 Spencer Plantation Blvd	Orange Park	32073	219	4373	219	Yes	No	A
Northeast Florida	Clay	Gen Pop	1999	Clay Hill ES	5 Classroom	6345 CR 218	Jacksonville	32234	254	5079	254	No	No	R
Northeast Florida	Clay	Gen Pop	2005	Coppergate ES	1 Cafeteria	3460 Copper Colts Ct	Middleburg	32068	243	4857	243	Yes	No	A
Northeast Florida	Clay	Gen Pop	2002	Fleming Island HS	1 Gym	2233 Village Square Pkwy	Orange Park	32003	546	10915	533	No	No	R
Northeast Florida	Clay	Gen Pop	2002	Fleming Island HS	2 Cafeteria / Auditorium	2233 Village Square Pkwy	Orange Park	32003	582	11641	756	No	No	R
Northeast Florida	Clay	Gen Pop	1997	Green Cove Springs Junior HS	8 Cafeteria	1220 Bonaventure Ave	Green Cove Springs	32043	303	6060	303	No	No	R
Northeast Florida	Clay	Gen Pop	1990	J L Wilkinson ES	5 Classroom	4965 CR 218 W	Middleburg	32068	258	5155	0	No	Yes	R
Northeast Florida	Clay	Gen Pop	1995	Keystone Heights HS	7 Band	900 SW Orchid Ave	Keystone Heights	32656	134	2678	134	No	No	R
Northeast Florida	Clay	Gen Pop	2000	Keystone Heights HS	9 Gym	900 SW Orchid Ave	Keystone Heights	32656	845	16906	848	No	Yes	R
Northeast Florida	Clay	Gen Pop	2004	Lake Asbury ES	5 Classroom	2901 Sandridge Rd	Green Cove Springs	32043	272	5497	275	No	No	R
Northeast Florida	Clay	Gen Pop	2000	Lake Asbury ES	6 Classroom	2901 Sandridge Rd	Green Cove Springs	32043	289	5784	258	No	No	R
Northeast Florida	Clay	Gen Pop	2004	Lake Asbury ES	7 Classroom	2902 Sandridge Rd	Green Cove Springs	32043	275	5497	272	No	No	R
Northeast Florida	Clay	Gen Pop	1998	Lakeside ES	7 Classroom	2752 Moody Ave	Orange Park	32073	258	5397	0	No	No	R
Northeast Florida	Clay	Gen Pop	1999	Lakeside ES	6 Classroom	2752 Moody Ave	Orange Park	32073	270	5154	0	No	Yes	R
Northeast Florida	Clay	Gen Pop	1999	Montclair ES	4 Classroom	2988 Moody Ave	Orange Park	32073	274	5480	0	No	Yes	R
Northeast Florida	Clay	Gen Pop	2008	Oakleaf HS	4 Gym	4035 Plantation Oaks Blvd	Orange Park	32065	888	17412	871	Yes	No	A
Northeast Florida	Clay	Gen Pop	2008	Oakleaf HS	5 Cafeteria / Auditorium	4035 Plantation Oaks Blvd	Orange Park	32065	888	17756	888	Yes	No	A
Northeast Florida	Clay	Gen Pop	2005	Oakleaf Jr HS	5 Gym	4085 Plantation Oaks Blvd	Orange Park	32073	419	8370	553	Yes	No	A
Northeast Florida	Clay	Gen Pop	2005	Oakleaf Jr HS	1 wing 2 Cafeteria	4085 Plantation Oaks Blvd	Orange Park	32073	419	8376	419	No	No	A
Northeast Florida	Clay	Gen Pop	2007	Oakleaf Village ES	1 Cafeteria / Auditorium	410 Oakleaf Village Park	Orange Park	32065	535	10692	535	Yes	Yes	A
Northeast Florida	Clay	Gen Pop	2007	Plantation Oaks ES	1 Cafeteria / Auditorium	4150 Plantation Oaks Blvd	Orange Park	32065	556	11124	556	Yes	Yes	A
Northeast Florida	Clay	Gen Pop	2000	Rideout ES	1 North wing Classroom	3065 Apalachicola Blvd	Middleburg	32068	470	9409	470	Yes	Yes	A
Northeast Florida	Clay	Gen Pop	2007	Shadowlawn ES	1 Cafeteria / Auditorium	2945 CR 218	Green Cove Springs	32043	502	10030	502	Yes	Yes	A
Northeast Florida	Clay	Gen Pop	1994	Tynes ES	2 Cafeteria	1550 Tynes Blvd	Middleburg	32068	240	4804	240	No	No	R
<b>Clay General Population Shelter Spaces:</b>									<b>9939</b>		<b>9129</b>			
SPECIAL NEEDS														
Region	County	Shelter Type	Year Built	Site Name	Building	Street	City	Zip	Risk Capacity (Spaces)	Risk Capacity (Sq Ft)	Planned Usage (Spaces)	EHPA	Pet Friendly	As-Is (A) / Retrofit (R)
Northeast Florida	Clay	SpNS	2004	Lake Asbury Junior HS	1 Cafeteria	2851 Sandridge Rd	Green Cove Springs	32043	93	5576	298	Yes	Yes	A
Northeast Florida	Clay	SpNS	1993/94	St. Johns River Community College	Thrasher / P,V,D	285 College Dr	Orange Park	32065	276	16578	111	No	Yes	R
<b>Clay Special Needs Shelter Spaces:</b>									<b>369</b>		<b>409</b>			

Collier														
GENERAL POPULATION														
Region	County	Shelter Type	Year Built	Site Name	Building	Street	City	Zip	Risk Capacity (Spaces)	Risk Capacity (Sq Ft)	Planned Usage (Spaces)	EHPA	Pet Friendly	As-Is (A) / Retrofit (R)
Southwest Florida	Collier	Gen Pop	2011	Bethune Education Center	Main	614 S 5th St	Immokalee	34142	690	13804	690	No	No	A
Southwest Florida	Collier	Gen Pop	2007	Eden Park ES	1 Cafeteria / Multipurpose	3650 Westclow St	Immokalee	34142	488	9750	487	No	No	A
Southwest Florida	Collier	Gen Pop	1965	Highlands ES	1 Main 1st Floor	1101 Lake Trafford Rd	Immokalee	34142	500	22355	304	No	No	R
Southwest Florida	Collier	Gen Pop	1973	Immokalee HS	4 Cafeteria / Gym	701 Immokalee Dr	Immokalee	34142	1500	30000	1018	No	No	A
Southwest Florida	Collier	Gen Pop	1990	Immokalee MS	7 Gym / 9 Cafeteria	401 9th St	Immokalee	34142	643	12860	581	No	No	R
Southwest Florida	Collier	Gen Pop	1989	Lake Trafford ES	1 Cafeteria / Multipurpose	3500 Lake Trafford Rd	Immokalee	34142	500	10000	270	No	No	A
Southwest Florida	Collier	Gen Pop	2007	Pinecrest ES	2 Cafeteria / Multipurpose	313 9th St S	Immokalee	34142	500	10000	315	No	No	R
Southwest Florida	Collier	Gen Pop	1986	Village Oaks ES	2 Cafeteria / Multipurpose	1601 SR 29	Immokalee	34142	632	12647	434	No	No	R
Collier General Population Shelter Spaces:									5453		4099			
SPECIAL NEEDS														
Region	County	Shelter Type	Year Built	Site Name	Building	Street	City	Zip	Risk Capacity (Spaces)	Risk Capacity (Sq Ft)	Planned Usage (Spaces)	EHPA	Pet Friendly	As-Is (A) / Retrofit (R)
Southwest Florida	Collier	SpNS	n/a	n/a	n/a	n/a	n/a	n/a	0	0	0	n/a	n/a	n/a
Collier Special Needs Shelter Spaces:									0		0			
Columbia														
GENERAL POPULATION														
Region	County	Shelter Type	Year Built	Site Name	Building	Street	City	Zip	Risk Capacity (Spaces)	Risk Capacity (Sq Ft)	Planned Usage (Spaces)	EHPA	Pet Friendly	As-Is (A) / Retrofit (R)
North Central Florida	Columbia	Gen Pop	2005	Columbia HS	7 Cafeteria	469 SE Fighting Tiger Dr	Lake City	32025	514	6628	0	Yes	No	A
North Central Florida	Columbia	Gen Pop	2007	Columbia HS	2 Auditorium	470 SE Fighting Tiger Dr	Lake City	32025	331	10270	0	Yes	No	A
North Central Florida	Columbia	Gen Pop	2009	Fort White ES	195 Classroom	18119 SW SR 47	Fort White	32038	116	1863	180	Yes	No	A
North Central Florida	Columbia	Gen Pop	2009	Fort White ES	19N Classroom	18119 SW SR 47	Fort White	32038	93	2325	180	Yes	No	A
North Central Florida	Columbia	Gen Pop	1999	Fort White HS	17 Classroom	17828 SW SR 47	Fort White	32038	135	3344	0	Yes	No	A
North Central Florida	Columbia	Gen Pop	1999	Fort White HS	12 Classroom	17828 SW SR 47	Fort White	32038	136	2724	0	Yes	No	A
North Central Florida	Columbia	Gen Pop	2004	Fort White HS	11 Classroom	17828 SW SR 47	Fort White	32038	167	2702	0	Yes	No	A
North Central Florida	Columbia	Gen Pop	1988	Lake City MS	16 Classroom	843 SW Arlington Blvd	Lake City	32025	803	4091	0	No	No	A
North Central Florida	Columbia	Gen Pop	1988	Lake City MS	12 Multipurpose	843 SW Arlington Blvd	Lake City	32025	215	5416	0	No	No	R
North Central Florida	Columbia	Gen Pop	1988	Lake City MS	8 Cafeteria	843 SW Arlington Blvd	Lake City	32025	271	4304	0	No	No	R
North Central Florida	Columbia	Gen Pop	2007	Lake City MS	1 Gym	843 SW Arlington Blvd	Lake City	32025	205	16064	0	Yes	No	R
North Central Florida	Columbia	Gen Pop	2008	Pinemount ES	5 Classroom / Art	325 SW Gabriel Pl	Lake City	32024	221	3221	0	Yes	No	A
North Central Florida	Columbia	Gen Pop	2008	Pinemount ES	4 Classroom	325 SW Gabriel Pl	Lake City	32024	212	5902	0	Yes	No	A
North Central Florida	Columbia	Gen Pop	2008	Pinemount ES	3 Cafeteria	325 SW Gabriel Pl	Lake City	32024	295	4230	0	Yes	No	A
North Central Florida	Columbia	Gen Pop	2008	Pinemount ES	2 Classroom	325 SW Gabriel Pl	Lake City	32024	161	4415	0	Yes	No	A
North Central Florida	Columbia	Gen Pop	1998	Summers ES	14 Classroom	1388 SW McFarlane Ave	Lake City	32055	94	1860	0	No	No	R
North Central Florida	Columbia	Gen Pop	1998	Summers ES	13 Classroom	1388 SW McFarlane Ave	Lake City	32055	96	1860	0	No	No	R
North Central Florida	Columbia	Gen Pop	1998	Summers ES	12 Music / Classroom	1388 SW McFarlane Ave	Lake City	32055	93	1050	0	No	No	R
North Central Florida	Columbia	Gen Pop	2001	Summers ES	11 Classroom	1389 SW McFarlane Ave	Lake City	32055	93	1911	0	No	No	R
North Central Florida	Columbia	Gen Pop	2001	Summers ES	10 Classroom	1390 SW McFarlane Ave	Lake City	32055	93	1878	0	No	No	R
North Central Florida	Columbia	Gen Pop	1999	Westside ES	4	1956 SW County Rd 252B	Lake City	32024	243	4924	0	Yes	No	R
North Central Florida	Columbia	Gen Pop	1999	Westside ES	1 Classroom	1956 SW CR 252B	Lake City	32024	243	38864	0	Yes	No	R
Columbia General Population Shelter Spaces:									4790		360			
SPECIAL NEEDS														
Region	County	Shelter Type	Year Built	Site Name	Building	Street	City	Zip	Risk Capacity (Spaces)	Risk Capacity (Sq Ft)	Planned Usage (Spaces)	EHPA	Pet Friendly	As-Is (A) / Retrofit (R)
North Central Florida	Columbia	SpNS	1999	Westside ES	3 Classroom	1956 SW County Rd 252B	Lake City	32024	61	4852	0	Yes	No	A
North Central Florida	Columbia	SpNS	1999	Westside ES	6 Classroom	1956 SW County Rd 252B	Lake City	32024	69	4861	0	Yes	No	A
North Central Florida	Columbia	SpNS	1999	Westside ES	7 Classroom	1956 SW County Rd 252B	Lake City	32024	94	5706	0	Yes	No	R
Columbia Special Needs Shelter Spaces:									224		0			
DeSoto														
GENERAL POPULATION														
Region	County	Shelter Type	Year Built	Site Name	Building	Street	City	Zip	Risk Capacity (Spaces)	Risk Capacity (Sq Ft)	Planned Usage (Spaces)	EHPA	Pet Friendly	As-Is (A) / Retrofit (R)
Central Florida	DeSoto	Gen Pop	1993	County Administration Building	Main	201 E Oak St	Arcadia	34266	140	2808	289	No	No	R
Central Florida	DeSoto	Gen Pop	1997	Desoto County Library	Main	125 N Hillsborough Ave	Arcadia	34266	67	1331	0	No	Yes	R
Central Florida	DeSoto	Gen Pop	2000	DeSoto MS	8D Classroom	420 East Gibson St	Arcadia	34266	549	9377	549	No	No	R
Central Florida	DeSoto	Gen Pop	2000	DeSoto MS	7C Classroom	420 East Gibson St	Arcadia	34266	502	10036	502	No	No	R
Central Florida	DeSoto	Gen Pop	2000	DeSoto MS	6B Classroom	420 East Gibson St	Arcadia	34266	502	10036	502	No	No	R
Central Florida	DeSoto	Gen Pop	2000	DeSoto MS	5E Gym	420 East Gibson St	Arcadia	34266	469	10979	469	No	No	R
Central Florida	DeSoto	Gen Pop	1983	Memorial ES	8-H Music	851 E Hickory St	Arcadia	34266	180	3600	180	No	No	R
Central Florida	DeSoto	Gen Pop	2003	South Florida State College	100A Main	2251 NE Turner Ave	Arcadia	34266	30	7041	30	No	No	A
Central Florida	DeSoto	Gen Pop	2002	Turner Agri-Civic Center	Meeting Hall	2260 NE Roan St	Arcadia	34266	91	1816	0	No	Yes	A
DeSoto General Population Shelter Spaces:									2530		2521			
SPECIAL NEEDS														
Region	County	Shelter Type	Year Built	Site Name	Building	Street	City	Zip	Risk Capacity (Spaces)	Risk Capacity (Sq Ft)	Planned Usage (Spaces)	EHPA	Pet Friendly	As-Is (A) / Retrofit (R)
Central Florida	DeSoto	SpNS	2003	South Florida State College	100B	2251 NE Turner Ave	Arcadia	34266	117	1158	352	No	No	A
Central Florida	DeSoto	SpNS	0	Turner Center Exhibit Hall	Main	2260 NE Roan St	Arcadia	34266	227	13624	140	No	No	R
DeSoto Special Needs Shelter Spaces:									344		492			
Dixie														
GENERAL POPULATION														
Region	County	Shelter Type	Year Built	Site Name	Building	Street	City	Zip	Risk Capacity (Spaces)	Risk Capacity (Sq Ft)	Planned Usage (Spaces)	EHPA	Pet Friendly	As-Is (A) / Retrofit (R)
North Central Florida	Dixie	Gen Pop	2017	Dixie County HS	1 Adm	17924 SE Hwy 19	Cross City	32628	466	4330	0	No	No	A
North Central Florida	Dixie	Gen Pop	2017	Dixie County HS	7 Classroom	17924 SE Hwy 19	Cross City	32628	217	9328	0	No	No	A
North Central Florida	Dixie	Gen Pop	2017	Dixie County HS	6 Gym	17924 SE Hwy 19	Cross City	32628	511	16429	0	No	No	A
North Central Florida	Dixie	Gen Pop	2017	Dixie County HS	3 Classroom	17924 SE Hwy 19	Cross City	32628	543	10867	0	No	No	A
North Central Florida	Dixie	Gen Pop	2017	Dixie County HS	2 Classroom	17924 SE Hwy 19	Cross City	32628	821	10227	0	No	No	A
North Central Florida	Dixie	Gen Pop	1993	Ruth Raines MS	5 Band	981 SE HWY 351	Cross City	32628	773	1406	489	No	No	R
North Central Florida	Dixie	Gen Pop	1993	Ruth Raines MS	3 Gym	981 SE HWY 351	Cross City	32628	62	12350	61	No	No	R
North Central Florida	Dixie	Gen Pop	1993	Ruth Raines MS	2 Voc Classroom	981 SE HWY 351	Cross City	32628	618	1234	160	No	No	R
North Central Florida	Dixie	Gen Pop	1993	Ruth Raines MS	1 Classroom / Media / Art	981 SE HWY 351	Cross City	32628	70	15458	70	No	No	R
Dixie General Population Shelter Spaces:									4081		780			
SPECIAL NEEDS														
Region	County	Shelter Type	Year Built	Site Name	Building	Street	City	Zip	Risk Capacity (Spaces)	Risk Capacity (Sq Ft)	Planned Usage (Spaces)	EHPA	Pet Friendly	As-Is (A) / Retrofit (R)
North Central Florida	Dixie	SpNS	2017	Dixie County HS	4 Cafeteria / Band	17924 SE Hwy 19	Cross City	32628	137	8207	0	No	No	A
Dixie Special Needs Shelter Spaces:									137		0			
Duval														
GENERAL POPULATION														
Region	County	Shelter Type	Year Built	Site Name	Building	Street	City	Zip	Risk Capacity (Spaces)	Risk Capacity (Sq Ft)	Planned Usage (Spaces)	EHPA	Pet Friendly	As-Is (A) / Retrofit (R)
Northeast Florida	Duval	Gen Pop	1997	Abess Park ES	1B (2nd floor) Main	12731 Abess Blvd	Jacksonville	32225	1184	9452	2613	No	No	R
Northeast Florida	Duval	Gen Pop	1997	Abess Park ES	1A (1st floor) Main	12731 Abess Blvd	Jacksonville	32225	473	23677	0	No	No	R
Northeast Florida	Duval	Gen Pop	1990	Andrew A Robinson ES	2 Classroom / Music / Art	101 W 12th St	Jacksonville	32206	542	10833	1853	No	No	R
Northeast Florida	Duval	Gen Pop	1990	Andrew A Robinson ES	1 Main	101 W 12th St	Jacksonville	32206	1831	36618	0	No	No	R
Northeast Florida	Duval	Gen Pop	2005	Arlington MS	3 ESE	8141 Lone Star Rd	Jacksonville	32211	2517	4218	1756	Yes	No	A

Region	County	Shelter Type	Year Built	Site Name	Building	Street	City	Zip	Risk Capacity (Spaces)	Risk Capacity (Sq Ft)	Planned Usage (Spaces)	EHPA	Pet Friendly	As-Is (A) / Retrofit (R)
Northeast Florida	Duval	Gen Pop	2005	Arlington MS	2 Gym	8141 Lone Star Rd	Jacksonville	32211	450	8996	0	Yes	No	A
Northeast Florida	Duval	Gen Pop	2005	Arlington MS	1 Main	8141 Lone Star Rd	Jacksonville	32211	211	50331	0	Yes	No	A
Northeast Florida	Duval	Gen Pop	2010	Atlantic Coast HS	5 Classroom	9735 R G Skinner Pkwy	Jacksonville	32256	1086	21611	0	No	Yes	A
Northeast Florida	Duval	Gen Pop	2010	Atlantic Coast HS	3 Classroom	9735 R G Skinner Pkwy	Jacksonville	32256	1081	21725	0	No	Yes	A
Northeast Florida	Duval	Gen Pop	2010	Atlantic Coast HS	1 Admin	9735 R G Skinner Pkwy	Jacksonville	32256	912	6581	0	No	Yes	A
Northeast Florida	Duval	Gen Pop	2013	Baldwin Community Center	Main	275 US-301 N	Baldwin	32224	97	1943	50	No	No	A
Northeast Florida	Duval	Gen Pop	2009	Bartram Springs ES	1E Admin	14799 Bartram Springs Pkwy	Jacksonville	32258	318	6361	0	No	No	A
Northeast Florida	Duval	Gen Pop	2007	Chaffee Trail ES	1 ESE / Classroom	11400 Sam Caruso Way	Jacksonville	32221	800	16000	800	Yes	No	A
Northeast Florida	Duval	Gen Pop	1997	Chets Creek ES	1 (2nd floor) Main	13200 Chets Creek Blvd	Jacksonville	32224	1180	26445	2738	No	No	R
Northeast Florida	Duval	Gen Pop	1997	Chets Creek ES	1 (1st floor) Main	13200 Chets Creek Blvd	Jacksonville	32244	1322	23604	0	No	No	R
Northeast Florida	Duval	Gen Pop	2001	Don Brewer ES	1C Cafeteria	3385 Hartsfield Rd	Jacksonville	32277	417	3628	0	Yes	No	A
Northeast Florida	Duval	Gen Pop	2001	Don Brewer ES	1B (2nd floor) Classroom	3385 Hartsfield Rd	Jacksonville	32277	181	8344	0	Yes	No	A
Northeast Florida	Duval	Gen Pop	2001	Don Brewer ES	1A (1st floor) Classroom	3385 Hartsfield Rd	Jacksonville	32277	167	3331	537	Yes	No	A
Northeast Florida	Duval	Gen Pop	1955	Douglas Anderson School of the Arts	16B Classroom	2445 San Diego Rd	Jacksonville	32199	189	5521	434	No	No	A
Northeast Florida	Duval	Gen Pop	1955	Douglas Anderson School of the Arts	16A Cafeteria	2445 San Diego Rd	Jacksonville	32200	274	18895	0	No	No	A
Northeast Florida	Duval	Gen Pop	1962	Douglas Anderson School of the Arts	13C Dance	2445 San Diego Rd	Jacksonville	32201	374	4387	0	No	No	A
Northeast Florida	Duval	Gen Pop	1962	Douglas Anderson School of the Arts	13B Multipurpose	2445 San Diego Rd	Jacksonville	32202	101	2012	0	No	No	A
Northeast Florida	Duval	Gen Pop	1962	Douglas Anderson School of the Arts	13A Auditorium	2445 San Diego Rd	Jacksonville	32203	219	7482	0	No	No	A
Northeast Florida	Duval	Gen Pop	2015	Douglas Anderson School of the Arts	8 Theater	2445 San Diego Rd	Jacksonville	32204	945	5473	0	Yes	No	A
Northeast Florida	Duval	Gen Pop	2015	Douglas Anderson School of the Arts	7 Music	2445 San Diego Rd	Jacksonville	32205	276	3778	0	Yes	No	A
Northeast Florida	Duval	Gen Pop	1997	Enterprise Academy	1A Cafeteria / Classroom	8085 Old Middleburg Road S	Jacksonville	32222	1184	23680	0	No	Yes	A
Northeast Florida	Duval	Gen Pop	0	FSCJ Cecil Field	2 Aviation	5640 POW-MIA Memorial Parkway	Jacksonville	32221	708	14160	708	Yes	No	A
Northeast Florida	Duval	Gen Pop	2004	John Allen Axson ES	4 Classroom	4763 Sutton Park Ct	Jacksonville	32224	211	6600	0	Yes	No	A
Northeast Florida	Duval	Gen Pop	2004	John Allen Axson ES	3 Classroom	4763 Sutton Park Ct	Jacksonville	32224	672	13438	0	Yes	No	A
Northeast Florida	Duval	Gen Pop	2004	John Allen Axson ES	2 Multipurpose	4763 Sutton Park Ct	Jacksonville	32224	330	4210	200	Yes	No	A
Northeast Florida	Duval	Gen Pop	2002	Kernan Trail ES	1C Cafeteria	2281 Kernan Blvd S	Jacksonville	32246	412	3101	537	Yes	Yes	A
Northeast Florida	Duval	Gen Pop	2002	Kernan Trail ES	1B (1st floor) Classroom	2281 Kernan Blvd S	Jacksonville	32246	155	8233	0	Yes	Yes	A
Northeast Florida	Duval	Gen Pop	2002	Kernan Trail ES	1A (1st floor) Classroom	2281 Kernan Blvd S	Jacksonville	32246	167	3331	0	No	Yes	A
Northeast Florida	Duval	Gen Pop	1989	Landmark MS	1E (2nd floor) Classroom	101 Kernan Blvd N	Jacksonville	32225	865	17305	0	No	Yes	A
Northeast Florida	Duval	Gen Pop	1989	Landmark MS	1F Classroom	101 Kernan Blvd N	Jacksonville	32225	558	18399	0	No	Yes	A
Northeast Florida	Duval	Gen Pop	1989	Landmark MS	1D Classroom	101 Kernan Blvd N	Jacksonville	32225	507	3396	0	No	Yes	A
Northeast Florida	Duval	Gen Pop	1989	Landmark MS	1C & A2 Classroom	101 Kernan Blvd N	Jacksonville	32225	946	18915	0	No	Yes	A
Northeast Florida	Duval	Gen Pop	1989	Landmark MS	1B Classroom / Auditorium	101 Kernan Blvd N	Jacksonville	32225	170	10134	0	No	Yes	A
Northeast Florida	Duval	Gen Pop	1989	Landmark MS	1A Classroom / Gym	101 Kernan Blvd N	Jacksonville	32225	920	11154	0	No	Yes	R
Northeast Florida	Duval	Gen Pop	1989	Landmark MS	1E Cafeteria / Classroom	101 Kernan Blvd N	Jacksonville	32225	301	18054	0	No	Yes	R
Northeast Florida	Duval	Gen Pop	1989	Mandarin MS	1E (2nd floor) Classroom	5100 Hood Rd	Jacksonville	32257	558	16942	1517	No	Yes	R
Northeast Florida	Duval	Gen Pop	1989	Mandarin MS	1E (1st floor) Classroom / Admin	5100 Hood Rd	Jacksonville	32257	507	19066	0	No	Yes	R
Northeast Florida	Duval	Gen Pop	1989	Mandarin MS	1C & A2 Classroom	5100 Hood Rd	Jacksonville	32257	975	19498	0	No	Yes	R
Northeast Florida	Duval	Gen Pop	1989	Mandarin MS	1B Classroom / Auditorium / Music	5100 Hood Rd	Jacksonville	32257	953	10134	0	No	Yes	R
Northeast Florida	Duval	Gen Pop	1989	Mandarin MS	1A Classroom / Gym	5100 Hood Rd	Jacksonville	32257	847	11354	0	No	Yes	R
Northeast Florida	Duval	Gen Pop	1989	Mandarin MS	1F Classroom	5100 Hood Rd	Jacksonville	32257	307	18599	0	No	Yes	R
Northeast Florida	Duval	Gen Pop	2001	Oceanway ES	1C Dining	12555 Gillespie Ave	Jacksonville	32218	121	3101	600	No	No	A
Northeast Florida	Duval	Gen Pop	2001	Oceanway ES	1A Classroom	12555 Gillespie Ave	Jacksonville	32218	155	2426	0	Yes	No	A
Northeast Florida	Duval	Gen Pop	2001	Oceanway ES	1B Classroom	12555 Gillespie Ave	Jacksonville	32218	412	8233	0	Yes	No	A
Northeast Florida	Duval	Gen Pop	2010	The Legends Center of Jacksonville	1A Gym	5130 Soutel Dr	Jacksonville	32208	406	8120	250	Yes	Yes	A
Northeast Florida	Duval	Gen Pop	1997	Twin Lakes Academy ES	1 (2nd floor) Main	8000 Point Meadows Dr	Jacksonville	32256	1344	26879	2500	No	No	R
Northeast Florida	Duval	Gen Pop	2011	Waterleaf ES	1D Dining	450 Kernan Blvd N	Jacksonville	32225	493	4306	0	No	No	A
Northeast Florida	Duval	Gen Pop	2011	Waterleaf ES	1C Classroom	450 Kernan Blvd N	Jacksonville	32225	136	9416	0	No	No	A
Northeast Florida	Duval	Gen Pop	2011	Waterleaf ES	1B Classroom	450 Kernan Blvd N	Jacksonville	32225	327	2718	0	No	No	A
Northeast Florida	Duval	Gen Pop	2009	Westview K-8	1 Classroom / Music	5270 Connie Jean Rd	Jacksonville	32210	817	10020	0	Yes	No	A

Duval General Population Shelter Spaces:									33611	19293
--	--	--	--	--	--	--	--	--	-------	-------

SPECIAL NEEDS														
Region	County	Shelter Type	Year Built	Site Name	Building	Street	City	Zip	Risk Capacity (Spaces)	Risk Capacity (Sq Ft)	Planned Usage (Spaces)	EHPA	Pet Friendly	As-Is (A) / Retrofit (R)
Northeast Florida	Duval	SpNS	2011	Atlantic Coast HS	2 Cafeteria / Gym	9735 R G Skinner Pkwy	Jacksonville	32256	329	37536	0	Yes	Yes	A
Northeast Florida	Duval	SpNS	2010	Atlantic Coast HS	6 Classroom	9735 R G Skinner Pkwy	Jacksonville	32256	626	18232	500	Yes	Yes	A
Northeast Florida	Duval	SpNS	2009	Bartram Springs ES	1C Classroom	14799 Bartram Springs Pkwy	Jacksonville	32258	75	7448	350	Yes	No	A
Northeast Florida	Duval	SpNS	2009	Bartram Springs ES	1D Cafeteria	14799 Bartram Springs Pkwy	Jacksonville	32258	124	4529	0	Yes	No	A
Northeast Florida	Duval	SpNS	1997	Enterprise Learning Academy	Main 1st Floor	8085 Old Middleburg Rd	Jacksonville	32222	360	21600	670	No	Yes	R
Northeast Florida	Duval	SpNS	2003	Oceanway MS	2 Cafeteria	143 Oceanway Ave	Jacksonville	32218	115	6884	200	Yes	No	R
Northeast Florida	Duval	SpNS	2010	The Legends Center of City of Jacksonville	1B Auditorium	5130 Soutel Dr	Jacksonville	32208	162	9718	62	Yes	Yes	A
Northeast Florida	Duval	SpNS	1997	Twin Lakes Academy ES	1 (1st floor) Main	8000 Point Meadows Dr	Jacksonville	32256	455	27276	0	No	No	R
Northeast Florida	Duval	SpNS	2011	Waterleaf ES	1A Classroom	450 Kernan Blvd N	Jacksonville	32225	157	9851	180	Yes	No	A
Northeast Florida	Duval	SpNS	2011	Waterleaf ES	1E Classroom	450 Kernan Blvd N	Jacksonville	32225	72	6534	600	Yes	No	A
Northeast Florida	Duval	SpNS	2009	Westview K-8	North side of Cafeteria, Gym, & PMH wing	5270 Connie Jean Rd	Jacksonville	32210	167	16340	350	Yes	No	A

Duval Special Needs Shelter Spaces:									2642	2912
-------------------------------------	--	--	--	--	--	--	--	--	------	------

Escambia														
GENERAL POPULATION														
Region	County	Shelter Type	Year Built	Site Name	Building	Street	City	Zip	Risk Capacity (Spaces)	Risk Capacity (Sq Ft)	Planned Usage (Spaces)	EHPA	Pet Friendly	As-Is (A) / Retrofit (R)
Emerald Coast	Escambia	Gen Pop	1993	Bailey MS	9 Gym	4001 Bauer Rd	Pensacola	32506	124	16115	383	No	No	R
Emerald Coast	Escambia	Gen Pop	1993	Bailey MS	8 Classroom 2nd Floor	4001 Bauer Rd	Pensacola	32506	99	9227	383	No	No	R
Emerald Coast	Escambia	Gen Pop	1993	Bailey MS	7 Classroom 1st Floor	4001 Bauer Rd	Pensacola	32506	27	9726	383	No	No	R
Emerald Coast	Escambia	Gen Pop	1993	Bailey MS	6 Classroom	4001 Bauer Rd	Pensacola	32506	169	12357	383	No	No	R
Emerald Coast	Escambia	Gen Pop	1993	Bailey MS	5 Music	4001 Bauer Rd	Pensacola	32506	662	13234	383	No	No	R
Emerald Coast	Escambia	Gen Pop	1993	Bailey MS	4 Cafeteria	4001 Bauer Rd	Pensacola	32506	618	33776	383	No	No	R
Emerald Coast	Escambia	Gen Pop	1993	Bailey MS	3 Art	4001 Bauer Rd	Pensacola	32506	486	546	383	No	No	R
Emerald Coast	Escambia	Gen Pop	1993	Bailey MS	2 Media	4001 Bauer Rd	Pensacola	32506	461	1989	383	No	No	R
Emerald Coast	Escambia	Gen Pop	1993	Bailey MS	1 Admin	4001 Bauer Rd	Pensacola	32506	806	2480	389	No	No	R
Emerald Coast	Escambia	Gen Pop	2000	Bellview ES	5 Classroom	4425 Bellview Ave	Pensacola	32526	309	5420	0	No	No	R
Emerald Coast	Escambia	Gen Pop	2000	Beulah ES	Main	6201 Helms Rd	Pensacola	32526	185	28773	0	No	No	R
Emerald Coast	Escambia	Gen Pop	1980	Beulah ES	1 Classroom Addition (2000)	6201 Helms Rd	Pensacola	32526	1439	3693	0	No	No	R
Emerald Coast	Escambia	Gen Pop	1999	Blue Angel ES	600 wing Classroom	1551 Dog Track Rd	Pensacola	32506	274	8653	0	No	No	R
Emerald Coast	Escambia	Gen Pop	1999	Blue Angel ES	500 wing Classroom	1551 Dog Track Rd	Pensacola	32506	200	7842	0	No	No	R
Emerald Coast	Escambia	Gen Pop	1999	Blue Angel ES	400 wing Classroom	1551 Dog Track Rd	Pensacola	32506	354	7701	0	No	No	R
Emerald Coast	Escambia	Gen Pop	1999	Blue Angel ES	300 wing Classroom	1551 Dog Track Rd	Pensacola	32506	419	6222	0	No	No	R
Emerald Coast	Escambia	Gen Pop	1999	Blue Angel ES	200 wing Cafeteria / Music	1551 Dog Track Rd	Pensacola	32506	463	5005	0	No	No	R
Emerald Coast	Escambia	Gen Pop	1999	Blue Angel ES	100 wing Admin / Media / Art	1551 Dog Track Rd	Pensacola	32506	406	6851	0	No	No	R
Emerald Coast	Escambia	Gen Pop	2000	Brentwood ES	5 Classroom	4820 N Palafox St	Pensacola	32505	427	8532	0	No	No	R
Emerald Coast	Escambia	Gen Pop	2008	Cordova Park ES	7 Classroom	2250 Semur Rd	Pensacola	32503	227	4536	0	Yes	No	A
Emerald Coast	Escambia	Gen Pop	2000	Escambia Westgate Center	6 ESE	10050 Ashton Brosnahan Hwy	Pensacola	32534	400	8008	0			



Emerald Coast	Escambia	Gen Pop	1991	Lipscomb ES	100 South wing Art / Admin	10200 Ashton Brosnahan Dr	Pensacola	32534	300	2102	0	No	No	R
Emerald Coast	Escambia	Gen Pop	1991	Lipscomb ES	100 North wing Cafeteria / Music	10200 Ashton Brosnahan Dr	Pensacola	32534	330	5041	0	No	No	R
Emerald Coast	Escambia	Gen Pop	2000	Longleaf ES	2 Classroom	2600 Longleaf Dr	Pensacola	32526	392	7840	0	No	No	R
Emerald Coast	Escambia	Gen Pop	2002	MolliNo Park ES	5 Classroom	899 Hwy 97	MolliNo	32577	683	4589	345	Yes	Yes	R
Emerald Coast	Escambia	Gen Pop	2002	MolliNo Park ES	4 Classroom	899 Hwy 97	MolliNo	32577	315	7331	345	No	Yes	R
Emerald Coast	Escambia	Gen Pop	2002	MolliNo Park ES	3 Classroom	899 Hwy 97	MolliNo	32577	357	7137	345	No	Yes	R
Emerald Coast	Escambia	Gen Pop	2002	MolliNo Park ES	2 Art / Classroom	899 Hwy 97	MolliNo	32577	367	6295	345	No	Yes	R
Emerald Coast	Escambia	Gen Pop	2002	MolliNo Park ES	1 Admin / Cafeteria / Media	899 Hwy 97	MolliNo	32577	229	13651	349	No	Yes	A
Emerald Coast	Escambia	Gen Pop	1953	Navy Point ES	5	1321 Patton Dr	Pensacola	32507	148	2950	0	No	No	R
Emerald Coast	Escambia	Gen Pop	1993	Northview HS	1 Main	4100 W Highway 4	Century	32535	1489	29772	1125	No	No	R
Emerald Coast	Escambia	Gen Pop	1985	Pensacola Bay Center	Corridors 1st and 2nd Floor	201 E Gregory St	Pensacola	32502	2000	39995	2000	No	No	R
Emerald Coast	Escambia	Gen Pop	2006	Pensacola HS	5 Gym	500 W Maxwell St	Pensacola	32501	746	15179	0	Yes	No	A
Emerald Coast	Escambia	Gen Pop	2001	Sherwood ES	10 Classroom	501 Cherokee Tr	Pensacola	32506	212	3643	0	No	No	R
Emerald Coast	Escambia	Gen Pop	1993	Tate HS	39 Cafeteria	1771 Tate Rd	Cantonment	32533	1300	8200	0	No	No	R
Emerald Coast	Escambia	Gen Pop	1999	Tate HS	38 Gym	1771 Tate Rd	Cantonment	32533	514	26000	0	No	No	R
Emerald Coast	Escambia	Gen Pop	1967	University of West Florida	72 Health, Leisure, Sport Facility	11000 University Pkwy	Pensacola	32514	389	47380	0	No	No	R
Emerald Coast	Escambia	Gen Pop	2004	University of West Florida	13 Environmental Studies	11000 University Pkwy	Pensacola	32514	2369	5364	0	No	No	R
Emerald Coast	Escambia	Gen Pop	2009	Warrington MS	8 Gym	450 South Old Corry Field Rd	Pensacola	32507	569	11386	0	No	No	A
Emerald Coast	Escambia	Gen Pop	2000	West Pensacola ES	3 Classroom	801 North 49th Ave	Pensacola	32506	227	4546	0	No	No	R
Emerald Coast	Escambia	Gen Pop	1996	Workman MS	7 Classroom	6299 Lanier Dr	Pensacola	32504	286	7150	0	No	No	R

Escambia General Population Shelter Spaces: 26863 10867

**SPECIAL NEEDS**

Region	County	Shelter Type	Year Built	Site Name	Building	Street	City	Zip	Risk Capacity (Spaces)	Risk Capacity (Sq Ft)	Planned Usage (Spaces)	EHPA	Pet Friendly	As-Is (A) / Retrofit (R)
Emerald Coast	Escambia	SpNS	0	Pensacola State College	Lou Ross Athletics	1000 College Ave	Pensacola	32504	558	33480	0	No	No	R
Emerald Coast	Escambia	SpNS	2002	West Florida HS	26 Classroom	2404 Longleaf Dr	Pensacola	32506	291	6096	291	No	No	R
Emerald Coast	Escambia	SpNS	1991	West Florida HS	25 Cafeteria	2404 Longleaf Dr	Pensacola	32506	222	12993	254	No	No	R
Emerald Coast	Escambia	SpNS	1992	West Florida HS	9 Gym / Cafeteria	2404 Longleaf Dr	Pensacola	32506	89	14174	103	No	No	A

Escambia Special Needs Shelter Spaces: 1160 648

**Flagler**

**GENERAL POPULATION**

Region	County	Shelter Type	Year Built	Site Name	Building	Street	City	Zip	Risk Capacity (Spaces)	Risk Capacity (Sq Ft)	Planned Usage (Spaces)	EHPA	Pet Friendly	As-Is (A) / Retrofit (R)
Northeast Florida	Flagler	Gen Pop	2005	Belle Terre ES	7 Classroom	5545 Belle Terre Pkwy	Palm Coast	32137	106	2114	202	Yes	No	A
Northeast Florida	Flagler	Gen Pop	2005	Belle Terre ES	5 Cafeteria / Art / Music	5545 Belle Terre Pkwy	Palm Coast	32137	369	7376	368	Yes	No	A
Northeast Florida	Flagler	Gen Pop	2007	Buddy-Worth Campus	Buddy Taylor MS 9 Classroom / Cafeteria	4550 Belle Terre Pkwy	Palm Coast	32164	1615	32305	1464	No	No	A
Northeast Florida	Flagler	Gen Pop	2007	Buddy-Worth Campus	Wadsworth ES 6 Cafeteria / Classroom	4500 Belle Terre Pkwy	Palm Coast	32164	1464	29286	536	No	No	A
Northeast Florida	Flagler	Gen Pop	1994	Buddy-Worth Campus	Wadsworth ES 4 Multipurpose	4550 Belle Terre Pkwy	Palm Coast	32164	140	2805	128	No	No	R
Northeast Florida	Flagler	Gen Pop	2007	Bunnell ES	12 Multipurpose / Gym	305 N Palmetto St	Bunnell	32110	196	3917	128	No	No	A
Northeast Florida	Flagler	Gen Pop	2004	Bunnell ES	11 Cafeteria / Music	305 N Palmetto St	Bunnell	32110	541	10823	0	Yes	No	A
Northeast Florida	Flagler	Gen Pop	2000	Bunnell ES	10 Classroom	305 N Palmetto St	Bunnell	32110	998	19956	0	No	No	A
Northeast Florida	Flagler	Gen Pop	1990	Flagler Palm Coast HS Auditorium	4 Auditorium	5501 FL-100	Palm Coast	32164	697	13943	0	No	No	R
Northeast Florida	Flagler	Gen Pop	2004	Matanzas HS	11 Wrestling	3535 N Old Kings Rd	Palm Coast	32137	0	0	0	No	No	A
Northeast Florida	Flagler	Gen Pop	2005	Matanzas HS	5 Classroom / Media	3535 N Old Kings Rd	Palm Coast	32137	1059	21186	0	No	No	A
Northeast Florida	Flagler	Gen Pop	2009	Matanzas HS	2 Auditorium / Music	3535 N Old Kings Rd	Palm Coast	32137	437	8731	0	No	No	A
Northeast Florida	Flagler	Gen Pop	2005	Matanzas HS	3 Gym	3535 N Old Kings Rd	Palm Coast	32137	710	14203	0	No	No	A
Northeast Florida	Flagler	Gen Pop	2004	Matanzas HS	4 Cafeteria	3535 N Old Kings Rd	Palm Coast	32137	243	4853	0	No	No	A
Northeast Florida	Flagler	Gen Pop	2004	Matanzas HS	6 Classroom	3535 N Old Kings Rd	Palm Coast	32137	125	2506	0	No	No	A
Northeast Florida	Flagler	Gen Pop	2006	Old Kings ES	5 Classroom	301 Old Kings Road S	Flagler Beach	32136	565	11291	0	No	No	A
Northeast Florida	Flagler	Gen Pop	2008	Rymfire ES 2 Classroom	2 Classroom	1425 Rymfire Dr	Palm Coast	32164	1562	31240	1562	No	No	A
Northeast Florida	Flagler	Gen Pop	2006	Rymfire ES 4 Multipurpose	4 Multipurpose	1425 Rymfire Dr	Palm Coast	32164	1562	4134	206	No	Yes	A
Northeast Florida	Flagler	Gen Pop	2006	Rymfire ES 5 Classroom	5 Classroom	1425 Rymfire Dr	Palm Coast	32164	1122	22437	1121	No	No	A

Flagler General Population Shelter Spaces: 13511 5715

**SPECIAL NEEDS**

Region	County	Shelter Type	Year Built	Site Name	Building	Street	City	Zip	Risk Capacity (Spaces)	Risk Capacity (Sq Ft)	Planned Usage (Spaces)	EHPA	Pet Friendly	As-Is (A) / Retrofit (R)
Northeast Florida	Flagler	SpNS	2006	Rymfire ES 3 Cafeteria	3 Cafeteria	1425 Rymfire Dr	Palm Coast	32164	123	0	122	Yes	No	A
Northeast Florida	Flagler	SpNS	2008	Rymfire ES 6 Classroom / Art	6 Classroom / Art	1425 Rymfire Dr	Palm Coast	32164	340	20374	339	No	No	A
Northeast Florida	Flagler	SpNS	2006	Rymfire ES 7 Gym	7 Gym	1428 Rymfire Dr	Palm Coast	32164	268	16052	267	Yes	No	A

Flagler Special Needs Shelter Spaces: 731 728

**Franklin**

**GENERAL POPULATION**

Region	County	Shelter Type	Year Built	Site Name	Building	Street	City	Zip	Risk Capacity (Spaces)	Risk Capacity (Sq Ft)	Planned Usage (Spaces)	EHPA	Pet Friendly	As-Is (A) / Retrofit (R)
Apalachee	Franklin	Gen Pop	n/a	n/a	n/a	n/a	n/a	n/a	0	0	0	n/a	n/a	n/a

Franklin General Population Shelter Spaces: 0 0

**SPECIAL NEEDS**

Region	County	Shelter Type	Year Built	Site Name	Building	Street	City	Zip	Risk Capacity (Spaces)	Risk Capacity (Sq Ft)	Planned Usage (Spaces)	EHPA	Pet Friendly	As-Is (A) / Retrofit (R)
Apalachee	Franklin	SpNS	n/a	n/a	n/a	n/a	n/a	n/a	0	0	0	n/a	n/a	n/a

Franklin Special Needs Shelter Spaces: 0 0

**Gadsden**

**GENERAL POPULATION**

Region	County	Shelter Type	Year Built	Site Name	Building	Street	City	Zip	Risk Capacity (Spaces)	Risk Capacity (Sq Ft)	Planned Usage (Spaces)	EHPA	Pet Friendly	As-Is (A) / Retrofit (R)
Apalachee	Gadsden	Gen Pop	2001	Gadsden County HS	4 Classroom	27001 Blue Star Memorial Hwy	Havana	32333	132	20854	0	No	No	A
Apalachee	Gadsden	Gen Pop	2001	Gadsden County HS	6 Gym	27001 Blue Star Memorial Hwy	Havana	32333	299	17744	0	Yes	No	A
Apalachee	Gadsden	Gen Pop	2001	Gadsden County HS	5 Cafeteria	27001 Blue Star Memorial Hwy	Havana	32333	887	5984	0	Yes	No	A
Apalachee	Gadsden	Gen Pop	1992	Havana Magnet School	6D Classroom	1230 Kemp Rd	Havana	32333	219	7935	0	No	No	A
Apalachee	Gadsden	Gen Pop	1980	Havana Magnet School	8F Classroom	1210 Kemp Rd	Havana	32333	51	1019	0	No	No	A
Apalachee	Gadsden	Gen Pop	1992	Havana Magnet School	12H Cafeteria	1210 Kemp Rd	Havana	32333	397	4374	0	No	No	R
Apalachee	Gadsden	Gen Pop	1992	Havana Magnet School	11J Gym	1210 Kemp Rd	Havana	32333	90	12979	0	No	No	R
Apalachee	Gadsden	Gen Pop	1992	Havana Magnet School	7C Classroom	1210 Kemp Rd	Havana	32333	649	1801	0	No	No	R
Apalachee	Gadsden	Gen Pop	2005	West Gadsden MS	8 / 9 Classroom	200 Providence Rd	Quincy	32351	650	9686	0	Yes	No	R
Apalachee	Gadsden	Gen Pop	2005	West Gadsden MS	7 Cafeteria	200 Providence Rd	Quincy	32351	525	5367	0	Yes	No	A
Apalachee	Gadsden	Gen Pop	2005	West Gadsden MS	5 Gym	200 Providence Rd	Quincy	32351	268	10491	0	Yes	No	A
Apalachee	Gadsden	Gen Pop	2005	West Gadsden MS	6 Music	200 Providence Rd	Quincy	32351	160	3203	0	No	No	R
Apalachee	Gadsden	Gen Pop	2005	West Gadsden MS	3 Voc Classroom / 4 Classroom	200 Providence Rd	Quincy	32351	484	13004	0	No	No	A

Gadsden General Population Shelter Spaces: 4812 0

**SPECIAL NEEDS**

Region	County	Shelter Type	Year Built	Site Name	Building	Street	City	Zip	Risk Capacity (Spaces)	Risk Capacity (Sq Ft)	Planned Usage (Spaces)	EHPA	Pet Friendly	As-Is (A) / Retrofit (R)
Apalachee	Gadsden	SpNS	2001	Gadsden County HS	8 Classroom	27001 Blue Star Memorial Hwy	Havana	32333	44	0	0	Yes	No	A

Gadsden Special Needs Shelter Spaces: 44 0

Gilchrist														
GENERAL POPULATION														
Region	County	Shelter Type	Year Built	Site Name	Building	Street	City	Zip	Risk Capacity (Spaces)	Risk Capacity (Sq Ft)	Planned Usage (Spaces)	EHPA	Pet Friendly	As-Is (A) / Retrofit (R)
North Central Florida	Gilchrist	Gen Pop	1997	Bell ES	5 Cafeteria	2771 E Bell Ave	Bell	32619	271	5414	492	No	No	A
North Central Florida	Gilchrist	Gen Pop	1992	Bell HS	20 Health	930 S Main St	Bell	32619	270	4276	270	No	No	R
North Central Florida	Gilchrist	Gen Pop	1998	Bell HS	16 Gym / Multipurpose	930 S Main St	Bell	32619	711	14225	467	No	No	A
North Central Florida	Gilchrist	Gen Pop	2000	Trenton ES	2 Cafeteria	1350 SW SR26	Trenton	32693	262	5240	492	No	No	A
North Central Florida	Gilchrist	Gen Pop	1991	Trenton HS	34 Gym	1013 N Main St	Trenton	32693	347	12484	342	No	No	A
North Central Florida	Gilchrist	Gen Pop	1991	Trenton HS	30 Multipurpose	1013 N Main St	Trenton	32963	338	3127	338	No	No	R
North Central Florida	Gilchrist	Gen Pop	1991	Trenton HS	28 Classroom	1013 N Main St	Trenton	32963	156	6753	278	No	No	R
North Central Florida	Gilchrist	Gen Pop	2000	Trenton HS	27 Classroom	1013 N Main St	Trenton	32963	624	6931	432	No	No	R
Gilchrist General Population Shelter Spaces:									2979		3111			
SPECIAL NEEDS														
Region	County	Shelter Type	Year Built	Site Name	Building	Street	City	Zip	Risk Capacity (Spaces)	Risk Capacity (Sq Ft)	Planned Usage (Spaces)	EHPA	Pet Friendly	As-Is (A) / Retrofit (R)
North Central Florida	Gilchrist	SpNS	1998	Bell HS	14 Classroom	930 S Main St	Bell	32619	71	5407	71	No		R
Gilchrist Special Needs Shelter Spaces:									71		71			
Glades														
GENERAL POPULATION														
Region	County	Shelter Type	Year Built	Site Name	Building	Street	City	Zip	Risk Capacity (Spaces)	Risk Capacity (Sq Ft)	Planned Usage (Spaces)	EHPA	Pet Friendly	As-Is (A) / Retrofit (R)
Southwest Florida	Glades	Gen Pop	1998	Maple Grove Baptist Church	Main	12777 SR 78	Moore Haven	33471	265	5300	343	No	No	A
Southwest Florida	Glades	Gen Pop	2002	Muse Community Center	Main	3897 Loblolly Bay Rd	LaBelle	33935	137	2740	46	No	No	A
Southwest Florida	Glades	Gen Pop	2014	Ortona Community Center	Main	2130 Ortona Locks Rd	Moore Haven	33471	83	1660	65	No	No	R
Southwest Florida	Glades	Gen Pop	2007	West Glades ES	6 Classroom	2586 Hwy 731	LaBelle	33935	432	9480	0	No	No	R
Southwest Florida	Glades	Gen Pop	2007	West Glades ES	4 Classroom	2586 Hwy 731	LaBelle	33935	474	8640	0	No	No	R
Southwest Florida	Glades	Gen Pop	2007	West Glades ES	5 Cafeteria	2586 Hwy 731	LaBelle	33935	472	4165	0	No	No	A
Southwest Florida	Glades	Gen Pop	2003	West Glades ES	7 Gym	2586 Hwy 731	LaBelle	33935	208	9440	594	Yes	Yes	R
Glades General Population Shelter Spaces:									2071		1048			
SPECIAL NEEDS														
Region	County	Shelter Type	Year Built	Site Name	Building	Street	City	Zip	Risk Capacity (Spaces)	Risk Capacity (Sq Ft)	Planned Usage (Spaces)	EHPA	Pet Friendly	As-Is (A) / Retrofit (R)
Southwest Florida	Glades	SpNS	2004	West Glades ES	3 Classroom	2586 Hwy 731	LaBelle	33935	124	7455	50	Yes	No	A
Glades Special Needs Shelter Spaces:									124		50			
Gulf														
GENERAL POPULATION														
Region	County	Shelter Type	Year Built	Site Name	Building	Street	City	Zip	Risk Capacity (Spaces)	Risk Capacity (Sq Ft)	Planned Usage (Spaces)	EHPA	Pet Friendly	As-Is (A) / Retrofit (R)
Apalachee	Gulf	Gen Pop	2007	Honeyville Community Center	Main	240 Honeyville Park Dr	Wewahitchka	32465	232	4640	232	No	Yes	R
Apalachee	Gulf	Gen Pop	2005	Wewahitchka HS (7-12)	16 middle school wing	1 Gator Cir	Wewahitchka	32465	186	3728	228	Yes	Yes	A
Gulf General Population Shelter Spaces:									418		460			
SPECIAL NEEDS														
Region	County	Shelter Type	Year Built	Site Name	Building	Street	City	Zip	Risk Capacity (Spaces)	Risk Capacity (Sq Ft)	Planned Usage (Spaces)	EHPA	Pet Friendly	As-Is (A) / Retrofit (R)
Apalachee	Gulf	SpNS	n/a	n/a	n/a	n/a	n/a	n/a	0	0	0	n/a	n/a	n/a
Gulf Special Needs Shelter Spaces:									0		0			
Hamilton														
GENERAL POPULATION														
Region	County	Shelter Type	Year Built	Site Name	Building	Street	City	Zip	Risk Capacity (Spaces)	Risk Capacity (Sq Ft)	Planned Usage (Spaces)	EHPA	Pet Friendly	As-Is (A) / Retrofit (R)
North Central Florida	Hamilton	Gen Pop	2003	Hamilton County HS	9 Voc Classroom	5683 US Highway 129 S	Jasper	32052	159	5469	5	No	Yes	A
North Central Florida	Hamilton	Gen Pop	2003	Hamilton County HS	4 Music	5683 US Highway 129 S	Jasper	32052	159	3178	0	No	No	A
North Central Florida	Hamilton	Gen Pop	2003	Hamilton County HS	6 Gym	5683 US Highway 129 S	Jasper	32052	623	12461	623	Yes	No	A
North Central Florida	Hamilton	Gen Pop	2003	Hamilton County HS	7 ROTC	5683 US Highway 129 S	Jasper	32052	157	3130	0	Yes	No	A
North Central Florida	Hamilton	Gen Pop	2003	Hamilton County HS	3 Auditorium	5683 US Highway 129 S	Jasper	32052	146	2913	0	No	No	A
North Central Florida	Hamilton	Gen Pop	2003	Hamilton County HS	5 Classroom	5683 US Highway 129 S	Jasper	32052	497	9933	497	Yes	No	A
Hamilton General Population Shelter Spaces:									1741		1125			
SPECIAL NEEDS														
Region	County	Shelter Type	Year Built	Site Name	Building	Street	City	Zip	Risk Capacity (Spaces)	Risk Capacity (Sq Ft)	Planned Usage (Spaces)	EHPA	Pet Friendly	As-Is (A) / Retrofit (R)
North Central Florida	Hamilton	SpNS	2003	Hamilton County HS	8 Cafeteria	5683 US Highway 129 S	Jasper	32052	76	4555	76	Yes	No	A
Hamilton Special Needs Shelter Spaces:									76		76			
Hardee														
GENERAL POPULATION														
Region	County	Shelter Type	Year Built	Site Name	Building	Street	City	Zip	Risk Capacity (Spaces)	Risk Capacity (Sq Ft)	Planned Usage (Spaces)	EHPA	Pet Friendly	As-Is (A) / Retrofit (R)
Central Florida	Hardee	Gen Pop	2002	Bowling Green ES	1 Multipurpose / Classroom	4530 Church Ave	Bowling Green	33834	106	13804	105	Yes	No	A
Central Florida	Hardee	Gen Pop	2009	Bowling Green ES	18 Classroom	4530 Church Ave	Bowling Green	33834	106	2117	646	Yes	Yes	A
Central Florida	Hardee	Gen Pop	2004	Hardee Jr HS / Hilltop ES	13 Gym	2405 US Highway 17 N	Wauchula	33873	338	17197	344	Yes	Yes	A
Central Florida	Hardee	Gen Pop	2004	Hardee Jr HS / Hilltop ES	9 Classroom	2405 US Highway 17 N	Wauchula	33873	521	1120	523	Yes	Yes	A
Central Florida	Hardee	Gen Pop	2004	Hardee Jr HS / Hilltop ES	8 Classroom	2405 US Highway 17 N	Wauchula	33873	413	9868	411	Yes	Yes	A
Central Florida	Hardee	Gen Pop	2004	Hardee Jr HS / Hilltop ES	7 Classroom	2405 US Highway 17 N	Wauchula	33873	493	8252	452	Yes	Yes	A
Central Florida	Hardee	Gen Pop	2004	Hardee Jr HS / Hilltop ES	6 Classroom	2405 US Highway 17 N	Wauchula	33873	56	10427	563	Yes	Yes	A
Central Florida	Hardee	Gen Pop	2004	Hardee Jr HS / Hilltop ES	5 Cafeteria	2405 US Highway 17 N	Wauchula	33873	860	6768	859	Yes	Yes	A
Central Florida	Hardee	Gen Pop	2004	Hardee Jr HS / Hilltop ES	11 Classroom	2405 US Highway 17 N	Wauchula	33873	144	4262	0	No	Yes	A
Central Florida	Hardee	Gen Pop	2004	Hardee Jr HS / Hilltop ES	10 Classroom	2405 US Highway 17 N	Wauchula	33873	213	2879	0	No	Yes	A
Central Florida	Hardee	Gen Pop	2001	North Wauchula ES	3 Classroom	1120 N Florida Ave	Wauchula	33873	106	2120	104	Yes	No	A
Central Florida	Hardee	Gen Pop	2001	Zolfo Springs ES	10 Classroom	3215 Schoolhouse Rd	Zolfo Springs	33890	194	3870	193	Yes	No	A
Hardee General Population Shelter Spaces:									3550		4200			
SPECIAL NEEDS														
Region	County	Shelter Type	Year Built	Site Name	Building	Street	City	Zip	Risk Capacity (Spaces)	Risk Capacity (Sq Ft)	Planned Usage (Spaces)	EHPA	Pet Friendly	As-Is (A) / Retrofit (R)
Central Florida	Hardee	SpNS	2003	South Florida State College	300B Classroom	2968 US 17 N	Bowling Green	33834	117	604	110	Yes		A
Central Florida	Hardee	SpNS	2003	South Florida State College	100 A and B Main	2968 US 17 N	Bowling Green	33834	117	7041	110	No	No	R
Hardee Special Needs Shelter Spaces:									234		220			
Henry														
GENERAL POPULATION														
Region	County	Shelter Type	Year Built	Site Name	Building	Street	City	Zip	Risk Capacity (Spaces)	Risk Capacity (Sq Ft)	Planned Usage (Spaces)	EHPA	Pet Friendly	As-Is (A) / Retrofit (R)
Southwest Florida	Henry	Gen Pop	1989	Clewiston HS	1 Classroom	1501 S Francisco St	Clewiston	33440	181	6230	181	No	Yes	R
Southwest Florida	Henry	Gen Pop	1989	Clewiston HS	9 Classroom	1501 S Francisco St	Clewiston	33440	312	3619	312	No	No	R
Southwest Florida	Henry	Gen Pop	1996	Clewiston MS	22 Classroom	601 W Osceola Ave	Clewiston	33440	355	7101	355	No	Yes	R
Southwest Florida	Henry	Gen Pop	1996	Clewiston MS	34 Classroom	601 W Osceola Ave	Clewiston	33440	149	3112	149	No	Yes	R
Southwest Florida	Henry	Gen Pop	1996	Clewiston MS	30 Music	601 W Osceola Ave	Clewiston	33440	156	2972	156	No	Yes	R
Southwest Florida	Henry	Gen Pop	1996	Clewiston MS	33 Classroom	601 W Osceola Ave	Clewiston	33440	553	3178	553	No	No	R

Southwest Florida	Hendry	Gen Pop	1996	Clewiston MS	31 Gym	601 W Osceola Ave	Clewiston	33440	159	11065	159	No	No	R
Southwest Florida	Hendry	Gen Pop	2001	Edward A Upthegrove ES	23 Classroom	2800 N Main St	Labelle	33935	242	4833	242	No	Yes	R
Southwest Florida	Hendry	Gen Pop	2000	LaBelle MS	1 Classroom	800 E Cowboy Way	Labelle	33935	354	3253	481	No	Yes	R
Southwest Florida	Hendry	Gen Pop	1996	LaBelle MS	6 Classroom	8000 E Cowboy Way	Labelle	33935	163	7077	215	No	Yes	R
Southwest Florida	Hendry	Gen Pop	1996	LaBelle MS	5 Gym	8000 E Cowboy Way	Labelle	33935	121	11133	172	No	Yes	R
Southwest Florida	Hendry	Gen Pop	1996	LaBelle MS	4 Ag Lab	8000 E Cowboy Way	Labelle	33935	476	5730	442	No	Yes	R
Southwest Florida	Hendry	Gen Pop	2000	LaBelle MS	3 Cafeteria	8000 E Cowboy Way	Labelle	33935	287	9529	334	No	No	R
Southwest Florida	Hendry	Gen Pop	1999	LaBelle MS	2 Classroom	8000 E Cowboy Way	LaBelle	33935	557	2425	500	No	No	R

Hendry General Population Shelter Spaces: 4055 5421

**SPECIAL NEEDS**

Region	County	Shelter Type	Year Built	Site Name	Building	Street	City	Zip	Risk Capacity (Spaces)	Risk Capacity (Sq Ft)	Planned Usage (Spaces)	EHPA	Pet Friendly	As-Is (A) / Retrofit (R)
Southwest Florida	Hendry	SpNS	n/a	n/a	n/a	n/a	n/a	n/a	0	0	0	n/a	n/a	n/a

Hendry Special Needs Shelter Spaces: 0 0

**Hernando**

**GENERAL POPULATION**

Region	County	Shelter Type	Year Built	Site Name	Building	Street	City	Zip	Risk Capacity (Spaces)	Risk Capacity (Sq Ft)	Planned Usage (Spaces)	EHPA	Pet Friendly	As-Is (A) / Retrofit (R)
Tampa Bay	Hernando	Gen Pop	2007	Central HS	30 Cafeteria / Corridors	14075 Ken Austin Pkwy	Brooksville	34613	310	6204	256	No	No	A
Tampa Bay	Hernando	Gen Pop	2004	Challenger K-8	1 (300s) Cafeteria	13400 Elgin Blvd	Spring Hill	34609	1155	12936	2750	Yes	No	A
Tampa Bay	Hernando	Gen Pop	2004	Challenger K-8	1 (600s) Gym	13400 Elgin Blvd	Spring Hill	34609	508	10161	421	Yes	No	A
Tampa Bay	Hernando	Gen Pop	2007	Frank W Springstead HS	12 Cafeteria	3300 Maniner Blvd	Spring Hill	34609	270	5396	445	Yes	No	A
Tampa Bay	Hernando	Gen Pop	2007	John D Floyd ES	13 Classroom	3139 Dumont Ave	Spring Hill	34609	256	5132	256	No	No	A
Tampa Bay	Hernando	Gen Pop	2007	John D Floyd ES	12 Classroom	3139 Dumont Ave	Spring Hill	34609	257	5126	257	No	No	A
Tampa Bay	Hernando	Gen Pop	2001	Nature Coast Tech HS	2 Classroom	4057 California St	Brooksville	34604	585	6636	607	Yes	Yes	A
Tampa Bay	Hernando	Gen Pop	2001	Nature Coast Tech HS	3 Gym	4057 California St	Brooksville	34604	332	11696	246	No	Yes	A
Tampa Bay	Hernando	Gen Pop	1994	Suncoast ES	5 Cafeteria	11135 Quality Dr	Spring Hill	34609	202	4035	202	No	No	R

Hernando General Population Shelter Spaces: 3875 5440

**SPECIAL NEEDS**

Region	County	Shelter Type	Year Built	Site Name	Building	Street	City	Zip	Risk Capacity (Spaces)	Risk Capacity (Sq Ft)	Planned Usage (Spaces)	EHPA	Pet Friendly	As-Is (A) / Retrofit (R)
Tampa Bay	Hernando	SpNS	2004	Challenger K-8	1 (100s, 200s, 400s, 500s) Classroom / Media	13400 Elgin Blvd	Spring Hill	34609	216	23097	184	Yes	No	A
Tampa Bay	Hernando	SpNS	0	Enrichment Center	Main	800 John Gary Grubbs Blvd	Brooksville	34601	80	4800	20	No	Yes	R
Tampa Bay	Hernando	SpNS	0	The Arc Nature Coast Education Center	Main	5283 Neff Lake Rd	Brooksville	34601	66	3960	66	No	Yes	A

Hernando Special Needs Shelter Spaces: 362 270

**Highlands**

**GENERAL POPULATION**

Region	County	Shelter Type	Year Built	Site Name	Building	Street	City	Zip	Risk Capacity (Spaces)	Risk Capacity (Sq Ft)	Planned Usage (Spaces)	EHPA	Pet Friendly	As-Is (A) / Retrofit (R)
Central Florida	Highlands	Gen Pop	2002	Avon ES	10 Cafeteria	705 Winthrop St	Avon Park	33825	126	4500	0	No	No	A
Central Florida	Highlands	Gen Pop	2002	Avon ES	9 Classroom	505 Winthrop St	Avon Park	33825	225	2518	249	No	No	A
Central Florida	Highlands	Gen Pop	1998	Avon Park HS	10 Classroom	700 E Main St	Avon Park	33825	250	10768	300	No	No	A
Central Florida	Highlands	Gen Pop	2008	Avon Park HS	6 Cafeteria	700 E Main St	Avon Park	33825	538	5007	0	Yes	No	R
Central Florida	Highlands	Gen Pop	2008	Avon Park HS	5 Classroom	401 S Lake Ave	Avon Park	33825	587	11731	670	Yes	No	A
Central Florida	Highlands	Gen Pop	2002	Cracker Trail ES	4 Classroom	8200 Sparta Rd	Sebring	33870	140	2807	200	No	No	R
Central Florida	Highlands	Gen Pop	2001	Fred Wild ES	13 Cafeteria	3550 Youth Care Ln	Sebring	33870	223	4454	249	No	No	A
Central Florida	Highlands	Gen Pop	2008	Hill-Gustat MS	9 Classroom	4700 Schumacher Rd	Sebring	33872	509	10189	750	Yes	No	A
Central Florida	Highlands	Gen Pop	2006	Lake Placid ES	6 Classroom	101 Green Dragon Dr	Lake Placid	33852	282	5633	200	No	No	A
Central Florida	Highlands	Gen Pop	2009	Lake Placid MS	9 ESE Classroom	201 S Tangerine Ave	Lake Placid	33852	233	4668	0	Yes	No	A
Central Florida	Highlands	Gen Pop	2009	Lake Placid Senior HS	2 Multipurpose	202 Green Dragon Dr	Lake Placid	33852	359	7171	0	Yes	No	A
Central Florida	Highlands	Gen Pop	2007	Memorial ES	2 Cafeteria	868 S Memorial Dr	Avon Park	33825	1082	21634	235	Yes	No	A
Central Florida	Highlands	Gen Pop	1990	Park ES	1 Cafeteria	327 E Palmetto St	Avon Park	33825	164	3280	0	No	No	R
Central Florida	Highlands	Gen Pop	2010	Sebring Civic Center	355 W Center Ave	355 W Center Ave	Sebring	33870	1185	23698	0	No	No	A
Central Florida	Highlands	Gen Pop	1999	Sebring HS	13 Classroom	3514 Kenilworth Blvd	Sebring	33870	220	14637	220	No	No	A
Central Florida	Highlands	Gen Pop	2008	Sebring HS	8 Multipurpose	3514 Kenilworth Blvd	Sebring	33870	732	4405	750	Yes	No	A
Central Florida	Highlands	Gen Pop	0	South Florida State College	A	600 W College Dr	Avon Park	33825	459	9173	217	No	No	A
Central Florida	Highlands	Gen Pop	2001	Woodlawn ES	4 Classroom	817 Woodlawn Dr	Sebring	33870	220	1680	249	No	No	A
Central Florida	Highlands	Gen Pop	2001	Woodlawn ES	2 Cafeteria	817 Woodlawn Dr	Sebring	33870	84	4393	0	No	No	A

Highlands General Population Shelter Spaces: 7618 4289

**SPECIAL NEEDS**

Region	County	Shelter Type	Year Built	Site Name	Building	Street	City	Zip	Risk Capacity (Spaces)	Risk Capacity (Sq Ft)	Planned Usage (Spaces)	EHPA	Pet Friendly	As-Is (A) / Retrofit (R)
Central Florida	Highlands	SpNS	n/a	n/a	n/a	n/a	n/a	n/a	0	0	0	n/a	n/a	n/a

Highlands Special Needs Shelter Spaces: 0 0

**Hillsborough**

**GENERAL POPULATION**

Region	County	Shelter Type	Year Built	Site Name	Building	Street	City	Zip	Risk Capacity (Spaces)	Risk Capacity (Sq Ft)	Planned Usage (Spaces)	EHPA	Pet Friendly	As-Is (A) / Retrofit (R)
Tampa Bay	Hillsborough	Gen Pop	2006	Armwood HS	8 Classroom	12000 US Hwy 92	Seffner	33584	331	6617	525	Yes	Yes	A
Tampa Bay	Hillsborough	Gen Pop	2005	Barrington MS	2 Gym	5925 Village Center Drive	Lithia	33547	464	9274	2402	Yes	Yes	A
Tampa Bay	Hillsborough	Gen Pop	1995	Benito MS	7 Classroom	10101 Cross Creek Blvd	Tampa	33647	602	6816	780	No	No	A
Tampa Bay	Hillsborough	Gen Pop	1995	Benito MS	6 Classroom / ESE / Art / Library	10101 Cross Creek Blvd	Tampa	33647	532	17194	780	No	No	R
Tampa Bay	Hillsborough	Gen Pop	1995	Benito MS	3 Classroom / ESE	10101 Cross Creek Blvd	Tampa	33647	860	10643	780	No	No	R
Tampa Bay	Hillsborough	Gen Pop	2006	Benito MS	2 Classroom / Lab	10101 Cross Creek Blvd	Tampa	33647	341	12035	780	Yes	No	R
Tampa Bay	Hillsborough	Gen Pop	1999	Bevis ES	3 Classroom	5720 Osprey Ridge Dr	Lithia	33547	657	10513	693	Yes	No	A
Tampa Bay	Hillsborough	Gen Pop	1999	Bevis ES	2 Classroom	5720 Osprey Ridge Dr	Lithia	33547	526	13139	693	Yes	No	A
Tampa Bay	Hillsborough	Gen Pop	1998	Bloomingtondale HS	13 Classroom	1700 E. Bloomingtondale Ave	Valrico	33594	644	12871	797	No	Yes	R
Tampa Bay	Hillsborough	Gen Pop	0	Bowers Whitley Career Center	7 Main	13609 N. 22nd St	Tampa	33613	275	5500	129	Yes	No	A
Tampa Bay	Hillsborough	Gen Pop	2004	Boyette Springs ES	16 Classroom	10141 Sedgebrook Dr	Riverview	33569	422	8430	602	Yes	No	A
Tampa Bay	Hillsborough	Gen Pop	2006	Brandon HS	2 Classroom	1101 Victoria St	Brandon	33510	653	13053	759	Yes	No	A
Tampa Bay	Hillsborough	Gen Pop	2004	Brooklet ES	14 Classroom	812 DeWolf Rd	Brandon	33511	338	6759	500	Yes	No	A
Tampa Bay	Hillsborough	Gen Pop	1994	Burnett MS	3 Gym	1010 N. Kingsway Rd	Seffner	33584	482	10120	0	No	Yes	R
Tampa Bay	Hillsborough	Gen Pop	1994	Burnett MS	2 Cafeteria / Music	1010 N. Kingsway Rd	Seffner	33584	506	9633	0	No	Yes	R
Tampa Bay	Hillsborough	Gen Pop	1994	Burnett MS	4 Classroom	1010 N. Kingsway Rd	Seffner	33584	1681	5217	1281	No	Yes	A
Tampa Bay	Hillsborough	Gen Pop	2006	Burnett MS	1 Admin / Library / Classroom	1010 N. Kingsway Rd	Seffner	33584	261	33620	1281	Yes	Yes	R
Tampa Bay	Hillsborough	Gen Pop	2004	Cannella ES	13 Classroom	10707 Nixon Rd	Tampa	33624	348	6961	509	Yes	No	A
Tampa Bay	Hillsborough	Gen Pop	2004	Carrollwood ES	18 Classroom	3516 McFarland Rd	Tampa	33618	237	4733	470	Yes	No	A
Tampa Bay	Hillsborough	Gen Pop	2004	Carver Exceptional Center	1 Main	2934 E. Hillsborough Ave	Tampa	33610	655	13099	600	Yes	No	A
Tampa Bay	Hillsborough	Gen Pop	2000	Chiles ES	5 Classroom	16541 Tampa Palms Blvd	Tampa	33647	548	8429	729	Yes	No	A
Tampa Bay	Hillsborough	Gen Pop	2000	Chiles ES	3 Classroom	16541 Tampa Palms Blvd	Tampa	33647	586	11714	729	Yes	No	A
Tampa Bay	Hillsborough	Gen Pop	2005	Chiles ES	2 Classroom	16541 W. Tampa Palms Blvd	Tampa	33647	421	10977	500	Yes	No	A
Tampa Bay	Hillsborough	Gen Pop	2002	CimiNo ES	5 Classroom	4329 Culbreath Rd	Valrico	33596	675	8483	1052	Yes	No	A
Tampa Bay	Hillsborough	Gen Pop	2004	CimiNo ES	2 Classroom	4329 Culbreath Rd	Valrico	33596	424	13499	1052	Yes	No	A
Tampa Bay	Hillsborough	Gen Pop	2004	Collins ES	3 Classroom	12424 Summerfield Blvd	Riverview	33579	946	18919	1310	Yes	No	A
Tampa Bay	Hillsborough	Gen Pop	2004	Cork ES	6 Classroom	3501 Cork Rd	Plant City	33565	406	8110	556	Yes	No	A
Tampa Bay	Hillsborough	Gen Pop	2006	Cypress Creek ES	16 Classroom	4040 19th Ave NE	Ruskin	33573	350	7008	517	Yes	No	A
Tampa Bay	Hillsborough	Gen Pop	2005	Doby ES	2 Classroom	6720 Covington Garden Dr	Apollo Beach	33572	736	14729	800	Yes	No	A
Tampa Bay	Hillsborough	Gen Pop	1992	Durant HS	7 Classroom	4748 Cougar Path	Plant City	33567	565	12379	290	No	Yes	R
Tampa Bay	Hillsborough	Gen Pop	1993	Durant HS	6 Classroom	4748 Cougar Path	Plant City	33567	409	14846	290	No	Yes	R
Tampa Bay	Hillsborough	Gen Pop	1993	Durant HS	5 Classroom	4748 Cougar Path	Plant City	33567	248	14658	290	No	Yes	R
Tampa Bay	Hillsborough	Gen Pop	1993	Durant HS	4 Cafeteria	4748 Cougar Path	Plant City	33567	400	7929	290	No	Yes	R
Tampa Bay	Hillsborough	Gen Pop	2006	Durant HS	3 Classroom	4748 Cougar Path	Plant City	33567	733	4954	290	No	Yes	R
Tampa Bay	Hillsborough	Gen Pop	1993	Durant HS	2 Classroom / Lab	4748 Cougar Path	Plant City	33567	742	8174	290	No	Yes	R
Tampa Bay	Hillsborough	Gen Pop	1993	Durant HS	1 Admin	4748 Cougar Path	Plant City	33567	619	11293	290	No	Yes	R

Tampa Bay	Hillsborough	Gen Pop	2003	Eisenhower MS	5 Gym	7620 Old Big Bend Rd	Gibsonton	33534	433	9576	0	No	No	R
Tampa Bay	Hillsborough	Gen Pop	2003	Eisenhower MS	2 Classroom	7620 Old Big Bend Rd	Gibsonton	33534	479	8653	485	Yes	No	R
Tampa Bay	Hillsborough	Gen Pop	2003	Esriq ES	10 Classroom	13131 Lynn Rd	Tampa	33624	118	2361	0	No	No	A
Tampa Bay	Hillsborough	Gen Pop	2003	Fishhawk Creek ES	3 Classroom	16815 Dorman Rd	Lithia	33547	736	17770	725	Yes	No	A
Tampa Bay	Hillsborough	Gen Pop	2003	Fishhawk Creek ES	2 Classroom	16815 Dorman Rd	Lithia	33547	889	14713	725	Yes	No	A
Tampa Bay	Hillsborough	Gen Pop	2000	Freedom HS	3 Band CR	17410 Commerce Park Blvd	Tampa	33647	108	2159	0	No	No	A
Tampa Bay	Hillsborough	Gen Pop	2000	Freedom HS	6 Auditorium	17410 Commerce Park Blvd	Tampa	33647	206	4138	0	No	No	A
Tampa Bay	Hillsborough	Gen Pop	2000	Freedom HS	7 CR	17410 Commerce Park Blvd	Tampa	33647	256	5121	0	No	No	A
Tampa Bay	Hillsborough	Gen Pop	2000	Freedom HS	10 Senior High Gym	17410 Commerce Park Blvd	Tampa	33647	741	14820	0	No	No	A
Tampa Bay	Hillsborough	Gen Pop	2003	Greco MS	21 Gym	6925 E. Fowler Ave	Temple Terrace	33617	453	9055	493	Yes	Yes	A
Tampa Bay	Hillsborough	Gen Pop	2005	Hammonds ES	5 Cafeteria	8008 N. Mabley Rd	Odessa	33556	406	3233	439	No	No	A
Tampa Bay	Hillsborough	Gen Pop	2005	Hammonds ES	4 Classroom	8008 N. Mabley Rd	Odessa	33556	455	10477	439	No	No	A
Tampa Bay	Hillsborough	Gen Pop	2005	Hammonds ES	3 Classroom	8008 N. Mabley Rd	Odessa	33556	524	9104	439	No	No	A
Tampa Bay	Hillsborough	Gen Pop	2003	Heritage ES	2 Classroom	8008 N. Mabley Rd	Odessa	33556	162	8120	439	No	No	A
Tampa Bay	Hillsborough	Gen Pop	2003	Heritage ES	4 Classroom / ESE	18201 E Meadows Rd	Tampa	33647	501	11113	728	Yes	No	A
Tampa Bay	Hillsborough	Gen Pop	2003	Heritage ES	3 Classroom	18201 E Meadows Rd	Tampa	33647	556	10014	728	Yes	No	A
Tampa Bay	Hillsborough	Gen Pop	2003	Jennings MS	4 Classroom / ESE	9325 GoveNor's Run Dr	Seffner	33584	826	13760	1059	Yes	No	A
Tampa Bay	Hillsborough	Gen Pop	2003	Jennings MS	3 Classroom	9325 GoveNor's Run Dr	Seffner	33584	688	16516	1059	Yes	No	A
Tampa Bay	Hillsborough	Gen Pop	2004	Knights ES	6 Classroom	4815 N. Keene Rd	Plant City	33565	375	7495	560	Yes	No	A
Tampa Bay	Hillsborough	Gen Pop	2004	Lake Magdalene ES	15 Classroom	2002 Pine Lake Dr	Tampa	33612	386	7721	501	Yes	No	A
Tampa Bay	Hillsborough	Gen Pop	2000	Lake Magdalene ES	14 Classroom	2002 Pine Lake Dr	Tampa	33612	301	6026	501	No	No	R
Tampa Bay	Hillsborough	Gen Pop	2003	Lewis ES	9 Classroom	6700 E. Whitehaw Dr	Temple Terrace	33617	160	3193	297	No	No	R
Tampa Bay	Hillsborough	Gen Pop	2000	Liberty MS	7 - Gymnasium	17400 Commerce Park Blvd	Tampa	33647	561	11222	0	No	No	A
Tampa Bay	Hillsborough	Gen Pop	1999	Limona ES	9 Classroom	1115 Telfair Rd	Brandon	33510	112	2249	184	No	No	R
Tampa Bay	Hillsborough	Gen Pop	1994	Lockhart ES	5 Classroom	3719 N. 17th St	Tampa	33610	585	11700	1506	No	No	R
Tampa Bay	Hillsborough	Gen Pop	2003	Lomax ES	4 Classroom	4207 N. 26th St	Tampa	33610	298	5967	465	Yes	No	A
Tampa Bay	Hillsborough	Gen Pop	1995	Marshall MS	15 Classroom	18 S. Maryland Ave	Plant City	33563	509	7126	324	No	No	A
Tampa Bay	Hillsborough	Gen Pop	2006	Marshall MS	7 Gym	18 S. Maryland Ave	Plant City	33563	356	10186	324	Yes	No	R
Tampa Bay	Hillsborough	Gen Pop	2000	Martinez MS	4 Classroom	5601 Lutz Lake Fern Rd	Lutz	33558	848	14639	948	No	No	R
Tampa Bay	Hillsborough	Gen Pop	2000	Martinez MS	3 Classroom	5601 Lutz Lake Fern Rd	Lutz	33558	732	16953	958	No	No	R
Tampa Bay	Hillsborough	Gen Pop	2000	McKirkick ES	5 Classroom	5503 Lutz Lake Fern Rd	Lutz	33558	701	8915	719	Yes	No	A
Tampa Bay	Hillsborough	Gen Pop	2000	McKirkick ES	3 Classroom / ESE	5503 Lutz Lake Fern Rd	Lutz	33558	568	11352	719	Yes	No	A
Tampa Bay	Hillsborough	Gen Pop	2004	McKirkick ES	2 Classroom	5503 Lutz Lake Fern Rd	Lutz	33558	446	14024	719	Yes	No	A
Tampa Bay	Hillsborough	Gen Pop	1999	Memorial MS	4 Gym	4702 N Central Ave	Tampa	33603	655	13091	800	No	No	R
Tampa Bay	Hillsborough	Gen Pop	1999	Middleton HS	3 Lab	4801 N. 22nd Street	Tampa	33610	1593	18129	1315	Yes	No	A
Tampa Bay	Hillsborough	Gen Pop	1999	Middleton HS	2 Classroom	4801 N. 22nd Street	Tampa	33610	906	31865	1315	Yes	No	A
Tampa Bay	Hillsborough	Gen Pop	2004	Mort ES	5 Classroom	1806 E. Bearss Ave	Tampa	33613	292	5847	402	Yes	No	A
Tampa Bay	Hillsborough	Gen Pop	2003	Muller ES	4 Cafeteria	13615 N. 22nd St	Tampa	33613	191	3823	173	Yes	No	A
Tampa Bay	Hillsborough	Gen Pop	2003	Mulrennan MS	6 Classroom	4215 Durant Rd	Valrico	33596	543	7517	733	Yes	No	A
Tampa Bay	Hillsborough	Gen Pop	2003	Mulrennan MS	4 Classroom	4215 Durant Rd	Valrico	33596	520	10400	733	Yes	No	A
Tampa Bay	Hillsborough	Gen Pop	2003	Mulrennan MS	2 Classroom	4215 Durant Rd	Valrico	33596	376	10868	733	Yes	No	A
Tampa Bay	Hillsborough	Gen Pop	2003	Nelson ES	5 Classroom	5413 Durant Rd	Dover	33527	533	8162	604	Yes	No	A
Tampa Bay	Hillsborough	Gen Pop	2003	Nelson ES	3 Classroom	5413 Durant Rd	Dover	33527	558	11165	604	Yes	No	A
Tampa Bay	Hillsborough	Gen Pop	2006	Nelson ES	2 Classroom	5413 Durant Rd	Dover	33527	408	10658	604	Yes	No	A
Tampa Bay	Hillsborough	Gen Pop	2003	Newsome HS	8 Cafeteria	16550 Fish Hawk Blvd	Lithia	33547	376	7409	267	Yes	No	A
Tampa Bay	Hillsborough	Gen Pop	2003	Newsome HS	7 Gym	16550 Fish Hawk Blvd	Lithia	33547	692	13841	267	Yes	No	A
Tampa Bay	Hillsborough	Gen Pop	2003	Newsome HS	2 Auditorium	16550 Fish Hawk Blvd	Lithia	33547	370	7524	267	Yes	No	A
Tampa Bay	Hillsborough	Gen Pop	2004	Oak Park ES	8 Classroom	2716 N 46th St	Tampa	33605	595	3747	333	Yes	No	R
Tampa Bay	Hillsborough	Gen Pop	2004	Oak Park ES	7 Classroom	2716 N 46th St	Tampa	33605	636	2145	333	Yes	No	R
Tampa Bay	Hillsborough	Gen Pop	2004	Oak Park ES	6 Music	2716 N 46th St	Tampa	33605	187	630	333	Yes	No	R
Tampa Bay	Hillsborough	Gen Pop	1997	Pizzo ES	4 Classroom	11701 USF Bull Run Dr	Tampa	33617	475	10114	585	No	No	R
Tampa Bay	Hillsborough	Gen Pop	1997	Pizzo ES	3 Classroom	11701 USF Bull Run Dr	Tampa	33617	478	9550	585	No	No	R
Tampa Bay	Hillsborough	Gen Pop	1997	Pizzo ES	2 Classroom	11701 USF Bull Run Dr	Tampa	33617	506	9509	585	No	No	R
Tampa Bay	Hillsborough	Gen Pop	2003	Potter ES	13 Classroom	3224 E. Cayuga St	Tampa	33610	139	2807	253	No	No	R
Tampa Bay	Hillsborough	Gen Pop	2003	Potter ES	11 Classroom	3224 E. Cayuga St	Tampa	33610	140	2779	253	No	No	R
Tampa Bay	Hillsborough	Gen Pop	1999	Pride ES	3 Classroom	10310 Lions Den Dr	Tampa	33647	672	13257	585	Yes	No	A
Tampa Bay	Hillsborough	Gen Pop	1999	Pride ES	4 Classroom	10310 Lions Den Dr	Tampa	33647	663	13449	585	Yes	No	A
Tampa Bay	Hillsborough	Gen Pop	2006	Pride ES	3 Dining	10310 Lions Den Dr	Tampa	33647	308	4245	585	Yes	No	R
Tampa Bay	Hillsborough	Gen Pop	1999	Randall MS	3 Cafeteria	16510 Fish Hawk Blvd	Lithia	33547	1431	4687	407	No	No	R
Tampa Bay	Hillsborough	Gen Pop	1999	Randall MS	1 Admin / Classroom	16510 Fish Hawk Blvd	Lithia	33547	234	28629	406	No	No	R
Tampa Bay	Hillsborough	Gen Pop	2006	Reddick ES	4 Classroom	325 West Lake Dr	Wimauma	33598	831	13766	984	Yes	No	A
Tampa Bay	Hillsborough	Gen Pop	2006	Reddick ES	2 Classroom	325 West Lake Dr	Wimauma	33598	688	16619	984	Yes	No	A
Tampa Bay	Hillsborough	Gen Pop	1999	Robinson ES	12 Classroom	4801 Turkey Creek Rd	Plant City	33567	270	5403	663	Yes	No	R
Tampa Bay	Hillsborough	Gen Pop	2003	Schmidt ES	3 Classroom	1250 Williams Rd	Brandon	33510	910	18207	1179	No	No	R
Tampa Bay	Hillsborough	Gen Pop	2003	Seisums ES	3 Classroom	11525 Ramble Creek Dr	Riverview	33569	732	12210	745	Yes	No	A
Tampa Bay	Hillsborough	Gen Pop	2003	Seisums ES	2 Classroom	11525 Ramble Creek Dr	Riverview	33569	611	14642	745	Yes	No	A
Tampa Bay	Hillsborough	Gen Pop	2005	SGT. Smith MS	4 Classroom	14303 Citrus Pointe Dr	Tampa	33625	501	3199	1129	Yes	Yes	A
Tampa Bay	Hillsborough	Gen Pop	2005	SGT. Smith MS	3 Gym	14303 Citrus Pointe Dr	Tampa	33625	1599	10020	1129	Yes	Yes	A
Tampa Bay	Hillsborough	Gen Pop	2003	Sheehy ES	4 Classroom	6402 N. 40th St	Tampa	33610	796	15921	962	Yes	Yes	A
Tampa Bay	Hillsborough	Gen Pop	2006	Shields MS	3 Classroom	15732 Beth Shields Way	Ruskin	33573	390	13368	830	Yes	Yes	A
Tampa Bay	Hillsborough	Gen Pop	2003	Shields MS	4 Classroom	15732 Beth Shields Way	Ruskin	33573	834	16677	830	Yes	Yes	A
Tampa Bay	Hillsborough	Gen Pop	2003	Shields MS	6 Classroom	15732 Beth Shields Way	Ruskin	33573	668	7791	830	Yes	Yes	A
Tampa Bay	Hillsborough	Gen Pop	1995	Sickles HS	7 Classroom / Lab	7950 Gunn Hwy	Tampa	33626	469	9379	552	No	Yes	R
Tampa Bay	Hillsborough	Gen Pop	1995	Sickles HS	32 Classroom / Lab	7950 Gunn Hwy	Tampa	33626	663	7913	645	No	Yes	R
Tampa Bay	Hillsborough	Gen Pop	2017	Sickles HS	3 Lab	7950 Gunn Hwy	Tampa	33626	396	13260	645	Yes	Yes	R
Tampa Bay	Hillsborough	Gen Pop	2003	Simmons Career Center	1 Admin / ESE / Library	1202 W Grant St	Plant City	33566	307	6134	412	Yes	No	A
Tampa Bay	Hillsborough	Gen Pop	1999	Sligh MS	15 Classroom / Lab	2011 E. Sligh Ave	Tampa	33610	368	7356	589	No	No	R
Tampa Bay	Hillsborough	Gen Pop	2004	Springhead ES	15 Classroom	3208 Nesmith Rd	Plant City	33566	379	7580	500	Yes	No	R
Tampa Bay	Hillsborough	Gen Pop	2005	Steinbrenner HS	4 Cafeteria	5575 W Lutz Lake Fern Rd	Lutz	33558	1537	30748	3889	Yes	Yes	A
Tampa Bay	Hillsborough	Gen Pop	2005	Stowers ES	3 Classroom	13915 Barrington Stowers Dr	Lithia	33547	1331	26627	1688	Yes	No	A
Tampa Bay	Hillsborough	Gen Pop	1997	Sulphur Springs K-8	1 Classroom	8412 N. 13th St	Tampa	33604	902	18030	1534	No	No	R
Tampa Bay	Hillsborough	Gen Pop	2005	Summerfield Crossings ES	6 Classroom	11050 Fairway Meadows Drive	Riverview	33579	610	6969	300	Yes	No	A
Tampa Bay	Hillsborough	Gen Pop	2005	Summerfield Crossings ES	5 Cafeteria	11050 Fairway Meadows Drive	Riverview	33579	346	4696	300	Yes	No	A
Tampa Bay	Hillsborough	Gen Pop	2005	Summerfield Crossings ES	4 Classroom	11050 Fairway Meadows Drive	Riverview	33579	235	6929	300	Yes	No	A
Tampa Bay	Hillsborough	Gen Pop	2005	Summerfield Crossings ES	2 Classroom	11050 Fairway Meadows Drive	Riverview	33579	348	12194	300	Yes	No	A
Tampa Bay	Hillsborough	Gen Pop	2006	Summerfield ES	10 Classroom	11990 Big Bend Rd	Riverview	33579	333	6656	475	Yes	No	A
Tampa Bay	Hillsborough	Gen Pop	2020	Summer SHS	2 Classroom	10650 County Road 672	Riverview	33579	1150	22994	0	No	No	A
Tampa Bay	Hillsborough	Gen Pop	2020	Summer SHS	4 Classrooms	10650 County Road 672	Riverview	33579	1100	22014	0	Yes	No	A
Tampa Bay	Hillsborough													

SPECIAL NEEDS														
Region	County	Shelter Type	Year Built	Site Name	Building	Street	City	Zip	Risk Capacity (Spaces)	Risk Capacity (Sq Ft)	Planned Usage (Spaces)	EHPA	Pet Friendly	As-Is (A) / Retrofit (R)
Tampa Bay	Hillsborough	SpNS	1957	D.G. Erwin Technical College	1 Main	2010 E. Hillsborough Ave	Tampa	33610	1000	60000	1000	No	Yes	R
Tampa Bay	Hillsborough	SpNS	2009	Hillsborough Comm College at the Regent	1 Main	6437 Watson Rd	Riverview	33578	231	13852	0	No	Yes	A
Tampa Bay	Hillsborough	SpNS	1997	McLane MS	9 Gym	306 N Knights Ave	Brandon	33510	290	17382	211	No	Yes	R
Tampa Bay	Hillsborough	SpNS	2004	McLane MS	20 Classroom	306 N Knights Ave	Brandon	33510	133	8000	211	No	Yes	R
Tampa Bay	Hillsborough	SpNS	1999	Riverview HS	11 Classroom	11311 Boyette Rd	Riverview	33569	350	11590	0	No	No	A
Tampa Bay	Hillsborough	SpNS	1999	Riverview HS	10 Classroom	11311 Boyette Rd	Riverview	33569	193	0	543	Yes	No	R
Tampa Bay	Hillsborough	SpNS	2006	Strawberry Crest HS	5 Lab	4691 Gallagher Rd	Dover	33527	373	22383	1500	Yes	No	A
Tampa Bay	Hillsborough	SpNS	2006	Strawberry Crest HS	7 Gym	4691 Gallagher Rd	Dover	33527	362	22383	373	Yes	Yes	A
Tampa Bay	Hillsborough	SpNS	0	Yeungling Center	1 Main	12499 USF Bull Run Drive	Tampa	33617	1500	90000	517	No	Yes	R
<b>Hillsborough Special Needs Shelter Spaces:</b>									<b>4432</b>		<b>4355</b>			

Holmes														
GENERAL POPULATION														
Region	County	Shelter Type	Year Built	Site Name	Building	Street	City	Zip	Risk Capacity (Spaces)	Risk Capacity (Sq Ft)	Planned Usage (Spaces)	EHPA	Pet Friendly	As-Is (A) / Retrofit (R)
Emerald Coast	Holmes	Gen Pop	2015	Bonifay K-8	2400 Classroom	140 Blue Devil Dr	Bonifay	32425	350	9617	213	Yes	No	A
Emerald Coast	Holmes	Gen Pop	2015	Bonifay K-8	1300 Classroom	140 Blue Devil Dr	Bonifay	32425	183	3300	205	No	No	A
Emerald Coast	Holmes	Gen Pop	2015	Bonifay K-8	1600 Cafeteria	140 Blue Devil Dr	Bonifay	32425	499	8974	183	Yes	No	A
Emerald Coast	Holmes	Gen Pop	2015	Bonifay K-8	1100 Admin	140 Blue Devil Dr	Bonifay	32425	724	8870	176	Yes	No	A
Emerald Coast	Holmes	Gen Pop	2015	Bonifay K-8	2300 Classroom	140 Blue Devil Dr	Bonifay	32425	143	3458	143	No	No	A
Emerald Coast	Holmes	Gen Pop	2015	Bonifay K-8	2200 Classroom	140 Blue Devil Dr	Bonifay	32425	123	2860	123	No	No	A
Emerald Coast	Holmes	Gen Pop	2015	Bonifay K-8	2100 Classroom	140 Blue Devil Dr	Bonifay	32425	481	7004	144	Yes	No	A
Emerald Coast	Holmes	Gen Pop	2015	Bonifay K-8	1200 Classroom	140 Blue Devil Dr	Bonifay	32425	165	3664	165	No	No	A
Emerald Coast	Holmes	Gen Pop	0	New Hope VFD	Main	1243 Hwy 179-A	Westville	32464	179	3585	179	No	Yes	R
Emerald Coast	Holmes	Gen Pop	2003	Poplar Springs HS	3 Gym	3726 Atomic Dr	Graceville	32440	249	14739	534	Yes	No	A
<b>Holmes General Population Shelter Spaces:</b>									<b>3096</b>		<b>2065</b>			

SPECIAL NEEDS														
Region	County	Shelter Type	Year Built	Site Name	Building	Street	City	Zip	Risk Capacity (Spaces)	Risk Capacity (Sq Ft)	Planned Usage (Spaces)	EHPA	Pet Friendly	As-Is (A) / Retrofit (R)
Emerald Coast	Holmes	SpNS	2015	Bonifay K-8	1400 Classroom	140 Blue Devil Dr	Bonifay	32425	150	9974	6	Yes	No	A
Emerald Coast	Holmes	SpNS	2015	Bonifay K-8	1500 Gym	140 Blue Devil Dr	Bonifay	32425	148	8870	111	Yes	No	A
Emerald Coast	Holmes	SpNS	2003	Poplar Springs HS	7 Cafeteria	3726 Atomic Dr	Graceville	32440	83	4952	38	Yes	No	A
<b>Holmes Special Needs Shelter Spaces:</b>									<b>381</b>		<b>155</b>			

Indian River														
GENERAL POPULATION														
Region	County	Shelter Type	Year Built	Site Name	Building	Street	City	Zip	Risk Capacity (Spaces)	Risk Capacity (Sq Ft)	Planned Usage (Spaces)	EHPA	Pet Friendly	As-Is (A) / Retrofit (R)
Treasure Coast	Indian River	Gen Pop	1991	Fellsmere ES	1 (300s) Classroom / Corridors	50 N Cypress St	Fellsmere	32948	570	9405	490	No	No	R
Treasure Coast	Indian River	Gen Pop	1982	Fellsmere ES	1 (200s) Cafeteria	50 N Cypress St	Fellsmere	32948	286	5725	286	No	No	R
Treasure Coast	Indian River	Gen Pop	1982	Fellsmere ES	7 Classroom / Music	50 N Cypress St	Fellsmere	32948	470	11400	470	No	No	R
Treasure Coast	Indian River	Gen Pop	1964	Gifford MS	12 Cafeteria	4530 28th Ct	Vero Beach	32967	159	3360	159	No	No	R
Treasure Coast	Indian River	Gen Pop	1994	Gifford MS	6 Music	4531 28th Ct	Vero Beach	32967	168	3180	168	No	No	R
Treasure Coast	Indian River	Gen Pop	2005	Liberty Magnet School	1 Main	6850 81st St	Vero Beach	32967	184	3680	184	No	Yes	A
Treasure Coast	Indian River	Gen Pop	1982	Oseola Magnet School	1 Cafeteria	1110 18th Ave SW	Vero Beach	32962	111	2228	111	No	No	A
Treasure Coast	Indian River	Gen Pop	1994	Oslo MS	6 Cafeteria	480 SW 20th St	Vero Beach	32962	243	4860	243	No	Yes	R
Treasure Coast	Indian River	Gen Pop	1994	Oslo MS	9 Classroom / Corridors	480 SW 20th St	Vero Beach	32962	579	11600	579	No	Yes	R
Treasure Coast	Indian River	Gen Pop	1994	Oslo MS	7 Classroom / Corridors	480 SW 20th St	Vero Beach	32962	158	11580	158	No	Yes	R
Treasure Coast	Indian River	Gen Pop	1994	Oslo MS	5 Music	480 SW 20th St	Vero Beach	32962	579	3160	579	No	No	R
Treasure Coast	Indian River	Gen Pop	1994	Oslo MS	2 Classroom / Corridors	480 SW 20th St	Vero Beach	32962	580	11580	580	No	No	R
Treasure Coast	Indian River	Gen Pop	1996	Sebastian ES	9 Classroom / Corridors	400 Sebastian Blvd	Sebastian	32958	371	7420	371	No	Yes	A
Treasure Coast	Indian River	Gen Pop	1993	Sebastian River HS	2B Music	9001 90th Ave	Sebastian	32958	347	4722	97	No	Yes	R
Treasure Coast	Indian River	Gen Pop	2001	Sebastian River HS	1A Auditorium	9001 90th Ave	Sebastian	32958	684	8209	324	No	Yes	R
Treasure Coast	Indian River	Gen Pop	1993	Sebastian River HS	3C Classroom	9001 90th Ave	Sebastian	32958	298	4340	298	No	Yes	R
Treasure Coast	Indian River	Gen Pop	1993	Sebastian River HS	6F Classroom	9001 90th Ave	Sebastian	32958	83	6124	83	No	Yes	R
Treasure Coast	Indian River	Gen Pop	1993	Sebastian River HS	7G Classroom	9001 90th Ave	Sebastian	32958	185	2180	185	No	Yes	R
Treasure Coast	Indian River	Gen Pop	1993	Sebastian River HS	9I Cafeteria	9001 90th Ave	Sebastian	32958	289	5780	289	No	Yes	R
Treasure Coast	Indian River	Gen Pop	1993	Sebastian River HS	10K Classroom	9001 90th Ave	Sebastian	32958	109	3700	109	No	Yes	R
Treasure Coast	Indian River	Gen Pop	1993	Sebastian River HS	11L Voc Classroom	9001 90th Ave	Sebastian	32958	306	1660	145	No	Yes	R
Treasure Coast	Indian River	Gen Pop	1993	Sebastian River HS	12M Classroom	9001 90th Ave	Sebastian	32958	217	5960	217	No	Yes	R
Treasure Coast	Indian River	Gen Pop	1993	Sebastian River HS	13N Admin / Classroom	9001 90th Ave	Sebastian	32958	236	6932	0	No	Yes	R
Treasure Coast	Indian River	Gen Pop	1993	Sebastian River HS	21V Classroom	9001 90th Ave	Sebastian	32958	410	13682	0	No	Yes	R
Treasure Coast	Indian River	Gen Pop	2007	Sebastian River MS	1 Main	9400 CR 512	Sebastian	32958	283	44551	0	No	Yes	R
Treasure Coast	Indian River	Gen Pop	1977	Sebastian River MS	8 Music / Auditorium	9400 CR 512	Sebastian	32958	2228	5660	2228	No	Yes	A
Treasure Coast	Indian River	Gen Pop	2009	Storm Grove MS	5 Gym / Music	6400 57th St	Vero beach	32958	214	11755	214	No	Yes	A
Treasure Coast	Indian River	Gen Pop	2009	Storm Grove MS	3 Classroom	6400 57th St	Vero beach	32958	211	4297	211	No	Yes	A
Treasure Coast	Indian River	Gen Pop	2009	Storm Grove MS	4 Classroom	6400 57th St	Vero beach	32958	215	4226	215	No	Yes	A
Treasure Coast	Indian River	Gen Pop	2009	Storm Grove MS	2 ESE / Classroom	6400 57th St	Vero beach	32958	588	4286	588	No	Yes	A
Treasure Coast	Indian River	Gen Pop	2012	Vero Beach ES	3 Classroom	1770 12th St	Vero Beach	32960	1578	1037	1578	No	Yes	A
Treasure Coast	Indian River	Gen Pop	2012	Vero Beach ES	2 ESE / Classroom	1770 12th St	Vero Beach	32960	515	31560	515	No	Yes	A
Treasure Coast	Indian River	Gen Pop	1978	Vero Beach HS Freshman Learning Center	Main	1507 19th St	Vero Beach	32960	1499	29980	0	No	Yes	R
<b>Indian River General Population Shelter Spaces:</b>									<b>14953</b>		<b>11674</b>			

SPECIAL NEEDS														
Region	County	Shelter Type	Year Built	Site Name	Building	Street	City	Zip	Risk Capacity (Spaces)	Risk Capacity (Sq Ft)	Planned Usage (Spaces)	EHPA	Pet Friendly	As-Is (A) / Retrofit (R)
Treasure Coast	Indian River	SpNS	0	Sebastian Adult Daycare Center	Main	815 Davis St	Sebastian	32958	47	2800	47	No	Yes	A
<b>Indian River Special Needs Shelter Spaces:</b>									<b>47</b>		<b>47</b>			

Jackson														
GENERAL POPULATION														
Region	County	Shelter Type	Year Built	Site Name	Building	Street	City	Zip	Risk Capacity (Spaces)	Risk Capacity (Sq Ft)	Planned Usage (Spaces)	EHPA	Pet Friendly	As-Is (A) / Retrofit (R)
Apalachee	Jackson	Gen Pop	1997	Chipola Junior College	Public Services Center	3094 Indian Cir	Marianna	32446	495	9980	495	No	No	R
Apalachee	Jackson	Gen Pop	2003	Marianna HS	1B (part) Auditorium / Gym	3546 Cavens Rd	Marianna	32446	418	1980	354	Yes	No	A
Apalachee	Jackson	Gen Pop	2003	Marianna HS	1F Classroom	3546 Cavens Rd	Marianna	32446	1017	15391	1429	Yes	No	A
Apalachee	Jackson	Gen Pop	2003	Marianna HS	1E Cafeteria	3546 Cavens Rd	Marianna	32446	332	4770	284	Yes	No	A
Apalachee	Jackson	Gen Pop	2003	Marianna HS	1D Classroom	3546 Cavens Rd	Marianna	32446	586	11725	354	Yes	No	A
Apalachee	Jackson	Gen Pop	2003	Marianna HS	1C Admin / Classroom	3546 Cavens Rd	Marianna	32446	239	6649	253	Yes	No	A
Apalachee	Jackson	Gen Pop	2003	Marianna HS	1B Auditorium / Gym	3546 Cavens Rd	Marianna	32446	770	20338	228	Yes	No	A
<b>Jackson General Population Shelter Spaces:</b>									<b>3861</b>		<b>3401</b>			

SPECIAL NEEDS														
Region	County	Shelter Type	Year Built	Site Name	Building	Street	City	Zip	Risk Capacity (Spaces)	Risk Capacity (Sq Ft)	Planned Usage (Spaces)	EHPA	Pet Friendly	As-Is (A) / Retrofit (R)
Apalachee	Jackson	SpNS	2003	Marianna HS	1A Media	3546 Cavens Rd	Marianna	32446	33	8355	0	Yes	No	A
<b>Jackson Special Needs Shelter Spaces:</b>									<b>33</b>		<b>0</b>			

Jefferson														
GENERAL POPULATION														
Region	County	Shelter Type	Year Built	Site Name	Building	Street	City	Zip	Risk Capacity (Spaces)	Risk Capacity (Sq Ft)	Planned Usage (Spaces)	EHPA	Pet Friendly	As-Is (A) / Retrofit (R)
Apalachee	Jefferson	Gen Pop	2003	Jefferson County Somerset Academy	Blgd 6 CLRM	50 David Rd	Monticello	32344	268	5362	0	No	No	R

Apalachee	Jefferson	Gen Pop	2003	Jefferson County Somerset Academy	Bldg 2 CLRM	50 David Rd	Monticello	32344	233	4658	0	No	Yes	R
Apalachee	Jefferson	Gen Pop	0	Jefferson County Somerset Academy	Bldg 1 Admin	50 David Rd	Monticello	32344	69	1389	0	No	No	A
Apalachee	Jefferson	Gen Pop	2003	Jefferson County Somerset Academy	Bldg 4 Media	50 David Rd	Monticello	32344	40	799	0	No	No	R
Apalachee	Jefferson	Gen Pop	2003	Jefferson County Somerset Academy	8 Gym / Cafeteria	50 David Rd	Monticello	32344	689	13784	0	Yes	No	A
Apalachee	Jefferson	Gen Pop	2003	Jefferson County Somerset Academy	Bldg 5 CLRM	50 David Rd	Monticello	32344	227	4530	0	No	Yes	R
Apalachee	Jefferson	Gen Pop	2003	Jefferson County Somerset Academy	Bldg 7 Art/Music	50 David Rd	Monticello	32344	317	6343	0	No	Yes	R
Apalachee	Jefferson	Gen Pop	2003	Jefferson County Somerset Academy	Bldg 3 CLRM	50 David Rd	Monticello	32344	203	4055	0	No	Yes	R
Jefferson General Population Shelter Spaces:									2046	0				
<b>SPECIAL NEEDS</b>														
Region	County	Shelter Type	Year Built	Site Name	Building	Street	City	Zip	Risk Capacity (Spaces)	Risk Capacity (Sq Ft)	Planned Usage (Spaces)	EHPA	Pet Friendly	As-Is (A) / Retrofit (R)
Apalachee	Jefferson	SpNS	n/a	n/a	n/a	n/a	n/a	n/a	0	0	0	n/a	n/a	n/a
Jefferson Special Needs Shelter Spaces:									0	0				
<b>Lafayette</b>														
<b>GENERAL POPULATION</b>														
Region	County	Shelter Type	Year Built	Site Name	Building	Street	City	Zip	Risk Capacity (Spaces)	Risk Capacity (Sq Ft)	Planned Usage (Spaces)	EHPA	Pet Friendly	As-Is (A) / Retrofit (R)
North Central Florida	Lafayette	Gen Pop	1991	Lafayette HS	6 Classroom / Music	160 NE Hornet Dr	Mayo	32066	111	2226	0	No	Yes	A
Lafayette General Population Shelter Spaces:									111	0				
<b>SPECIAL NEEDS</b>														
Region	County	Shelter Type	Year Built	Site Name	Building	Street	City	Zip	Risk Capacity (Spaces)	Risk Capacity (Sq Ft)	Planned Usage (Spaces)	EHPA	Pet Friendly	As-Is (A) / Retrofit (R)
North Central Florida	Lafayette	SpNS	1996	Lafayette HS	2 Cafeteria	160 NE Hornet Dr	Mayo	32066	210	12600	0	No	No	R
North Central Florida	Lafayette	SpNS	1991	Lafayette HS	32 Gym	160 NE Hornet Dr	Mayo	32066	181	10860	278	No	No	R
North Central Florida	Lafayette	SpNS	0	Lafayette HS	Cafeteria	160 NE Hornet Dr	Mayo	32066	64	3862	0	No	No	R
North Central Florida	Lafayette	SpNS	0	Oakridge Assisted Living	Main	297 SW CR 300	Mayo	32066	60	3600	9	No	No	R
Lafayette Special Needs Shelter Spaces:									515	287				
<b>Lake</b>														
<b>GENERAL POPULATION</b>														
Region	County	Shelter Type	Year Built	Site Name	Building	Street	City	Zip	Risk Capacity (Spaces)	Risk Capacity (Sq Ft)	Planned Usage (Spaces)	EHPA	Pet Friendly	As-Is (A) / Retrofit (R)
East Central Florida	Lake	Gen Pop	1999	Astatula ES	3 Cafeteria / Music	13925 Florida Ave	Astatula	34705	312	4628	296	Yes	Yes	A
East Central Florida	Lake	Gen Pop	1999	Astatula ES	2 Classroom	13925 Florida Ave	Astatula	34705	231	6247	315	Yes	Yes	A
East Central Florida	Lake	Gen Pop	2004	Beverly Shores ES	16 Cafeteria	1108 W Griffin Rd	Leesburg	34748	198	4251	167	Yes	No	A
East Central Florida	Lake	Gen Pop	2004	Beverly Shores ES	15 Classroom	1108 W Griffin Rd	Leesburg	34748	280	5592	382	Yes	No	A
East Central Florida	Lake	Gen Pop	2004	Beverly Shores ES	14 Art / Classroom	1108 W Griffin Rd	Leesburg	34748	213	3964	235	Yes	No	A
East Central Florida	Lake	Gen Pop	2005	Carver MS	8 Classroom	1200 N Beecher St	Leesburg	34745	714	7683	952	Yes	No	R
East Central Florida	Lake	Gen Pop	2005	Carver MS	6 Classroom	1200 N Beecher St	Leesburg	34745	385	531	504	Yes	No	R
East Central Florida	Lake	Gen Pop	2005	Carver MS	4 Classroom	1200 N Beecher St	Leesburg	34745	434	5518	398	Yes	No	R
East Central Florida	Lake	Gen Pop	2005	Carver MS	2 Classroom	1200 N Beecher St	Leesburg	34745	563	4699	778	No	No	R
East Central Florida	Lake	Gen Pop	2006	East Ridge HS	21 Classroom	13222 Excalbur Rd	Clermont	34711	346	6911	846	Yes	No	A
East Central Florida	Lake	Gen Pop	2007	East Ridge MS	5 Music	13201 Excalbur Rd	Clermont	34711	157	3137	157	No	No	A
East Central Florida	Lake	Gen Pop	2007	East Ridge MS	4 Cafeteria	13201 Excalbur Rd	Clermont	34711	581	7033	581	No	No	A
East Central Florida	Lake	Gen Pop	2007	East Ridge MS	6 Gym	13201 Excalbur Rd	Clermont	34711	352	11617	1106	Yes	No	A
East Central Florida	Lake	Gen Pop	2005	Eustis MS	5 Classroom	18725 E Bates Ave	Eustis	32726	625	12505	793	Yes	No	A
East Central Florida	Lake	Gen Pop	2004	Fruitland Park ES	12 Classroom / Art / Music	304 W Fountain St	Fruitland Park	34731	247	4949	272	Yes	Yes	A
East Central Florida	Lake	Gen Pop	2006	Grassy Lake ES	1 Main	1100 Fosgate RD	Minneola	34714	2636	52710	2675	Yes	No	A
East Central Florida	Lake	Gen Pop	2005	Groveland ES	1 Classroom	930 Parkwood Ave	Groveland	34736	614	12272	613	Yes	No	A
East Central Florida	Lake	Gen Pop	2003	Leesburg ES	3 Classroom	2111 South Street	Leesburg	34748	304	6074	0	Yes	No	A
East Central Florida	Lake	Gen Pop	2003	Leesburg ES	6 Classroom	2111 South Street	Leesburg	34748	189	3778	0	Yes	No	A
East Central Florida	Lake	Gen Pop	2003	Leesburg HS	15 Gym	1401 W Meadows Ave	Leesburg	34748	673	13453	918	Yes	No	A
East Central Florida	Lake	Gen Pop	1999	Lost Lake ES	1 Admin / Media	1901 Johns Lake Rd	Clermont	34711	299	922	251	Yes	Yes	A
East Central Florida	Lake	Gen Pop	1999	Lost Lake ES	3 Cafeteria / Music	1901 Johns Lake Rd	Clermont	34711	230	4590	303	Yes	Yes	A
East Central Florida	Lake	Gen Pop	2006	Mascotte Charter ES	1 Main	460 Midway Ave	Mascotte	34753	1512	30239	929	Yes	No	A
East Central Florida	Lake	Gen Pop	2006	Minneola Charter ES	1 Main	300 E Pearl St	Minneola	34755	1512	30239	929	Yes	No	A
East Central Florida	Lake	Gen Pop	2004	Mount Dora HS	9 Gym	700 N Highland St	Mount Dora	32757	428	10942	0	Yes	No	A
East Central Florida	Lake	Gen Pop	2004	Mount Dora HS	8A Music	700 N Highland St	Mount Dora	32757	258	2590	207	Yes	No	A
East Central Florida	Lake	Gen Pop	2004	Mount Dora HS	8 Auditorium	700 N Highland St	Mount Dora	32757	130	5157	207	Yes	No	A
East Central Florida	Lake	Gen Pop	2004	Mount Dora HS	7 Cafeteria	700 N Highland St	Mount Dora	32757	547	8550	543	No	No	A
East Central Florida	Lake	Gen Pop	2002	Pine Ridge ES	6 Classroom	10245 CR 561	Clermont	34711	42	3732	83	Yes	No	A
East Central Florida	Lake	Gen Pop	2002	Pine Ridge ES	4 Cafeteria	10245 CR 561	Clermont	34711	279	4264	270	Yes	No	A
East Central Florida	Lake	Gen Pop	2002	Pine Ridge ES	3 Classroom	10245 CR 561	Clermont	34711	213	5572	212	Yes	No	A
East Central Florida	Lake	Gen Pop	2002	Pine Ridge ES	1 Admin	10245 CR 561	Clermont	34711	187	840	249	Yes	No	A
East Central Florida	Lake	Gen Pop	2000	Round Lake Charter ES	6 Classroom	31333 Round Lake Rd	Mt. Dora	32757	51	3740	83	Yes	Yes	A
East Central Florida	Lake	Gen Pop	2000	Round Lake Charter ES	4 Classroom	31333 Round Lake Rd	Mt. Dora	32757	273	4172	270	Yes	Yes	A
East Central Florida	Lake	Gen Pop	2000	Round Lake Charter ES	3 Classroom	31333 Round Lake Rd	Mt. Dora	32757	209	5467	212	Yes	Yes	A
East Central Florida	Lake	Gen Pop	2000	Round Lake Charter ES	1 Admin / Media	31333 Round Lake Rd	Mt. Dora	32757	187	1026	249	Yes	Yes	A
East Central Florida	Lake	Gen Pop	2006	Sawgrass Bay ES	1 Main	16325 Superior Blvd	Clermont	34714	2636	52710	2545	Yes	No	A
East Central Florida	Lake	Gen Pop	1988	SemiNole Springs ES	4 Cafeteria	26200 W Huff Rd	Eustis	32726	190	3797	198	No	No	R
East Central Florida	Lake	Gen Pop	1992	South Lake HS	17 Classroom	15600 Silver Lake Rd	Groveland	34736	377	15053	406	No	No	A
East Central Florida	Lake	Gen Pop	1992	South Lake HS	15 Cafeteria	15600 Silver Lake Rd	Groveland	34736	350	7927	466	No	No	A
East Central Florida	Lake	Gen Pop	1992	South Lake HS	5 Classroom	15600 Silver Lake Rd	Groveland	34736	402	2190	481	No	No	R
East Central Florida	Lake	Gen Pop	1992	South Lake HS	4 Classroom	15600 Silver Lake Rd	Groveland	34736	199	3978	265	No	No	R
East Central Florida	Lake	Gen Pop	1992	South Lake HS	3 Classroom	15600 Silver Lake Rd	Groveland	34736	110	8033	100	No	No	R
East Central Florida	Lake	Gen Pop	2004	South Lake HS	2 Classroom	15601 Silver Lake Rd	Groveland	34736	396	6990	392	Yes	No	R
East Central Florida	Lake	Gen Pop	2006	South Lake HS	1 Admin / Classroom	15600 Silver Eagle Rd	Groveland	34736	753	7536	929	Yes	No	R
East Central Florida	Lake	Gen Pop	1992	Spring Creek Charter ES	4 Cafeteria	4440 Spring Creek Rd	Palsley	32767	164	3272	173	No	No	R
East Central Florida	Lake	Gen Pop	2003	Tavares HS	7 Gym	603 New Hampshire Ave	Tavares	32778	517	10334	413	No	No	R
East Central Florida	Lake	Gen Pop	2003	Tavares MS	5 ESE Classroom	13022 Lane Park Cutoff	Tavares	32778	599	11976	632	Yes	Yes	A
East Central Florida	Lake	Gen Pop	2004	Treadway ES	13 Cafeteria	10619 Treadway School Rd	Leesburg	34748	187	3865	249	Yes	Yes	A
East Central Florida	Lake	Gen Pop	2004	Treadway ES	12 Classroom	10619 Treadway School Rd	Leesburg	34748	244	4880	272	Yes	Yes	A
East Central Florida	Lake	Gen Pop	2004	Treadway ES	11 Classroom	10619 Treadway School Rd	Leesburg	34748	193	3738	212	Yes	Yes	A
East Central Florida	Lake	Gen Pop	2000	Umatilla ES	1 Admin / Media	320 N Trowell Ave	Umatilla	32784	192	566	227	Yes	No	A
East Central Florida	Lake	Gen Pop	2000	Umatilla ES	3 Classroom	60 Smith St	Umatilla	32784	48	966	64	Yes	Yes	A
East Central Florida	Lake	Gen Pop	2003	Umatilla HS	28 Gym	320 N Trowell Ave	Umatilla	32784	467	9336	382	No	No	A
East Central Florida	Lake	Gen Pop	1999	Villages ES	3 Cafeteria	695 Rolling Acres Rd	Lady Lake	32159	306	4267	296	Yes	No	A
East Central Florida	Lake	Gen Pop	1999	Villages ES	2 Classroom	695 Rolling Acres Rd	Lady Lake	32159	213	6111	315	Yes	No	A
Lake General Population Shelter Spaces:									24954	25573				
<b>SPECIAL NEEDS</b>														
Region	County	Shelter Type	Year Built	Site Name	Building	Street	City	Zip	Risk Capacity (Spaces)	Risk Capacity (Sq Ft)	Planned Usage (Spaces)	EHPA	Pet Friendly	As-Is (A) / Retrofit (R)
East Central Florida	Lake	SpNS	1999	Astatula ES	1 Admin / Media	13925 Florida Ave	Astatula	34705	17	1025	25	Yes	No	A
East Central Florida	Lake	SpNS	2003	Leesburg ES	4 Cafeteria	2111 South Street	Leesburg	34748	51	3077	0	Yes	No	A
East Central Florida	Lake	SpNS	1999	Lost Lake ES	2 Classroom	1901 Johns Lake Rd	Clermont	34711	15	5986	51	Yes	No	A
East Central Florida	Lake	SpNS	2000	Umatilla ES	4 Cafeteria	60 Smith St	Umatilla	32784	62	3728	249	Yes	Yes	A
East Central Florida	Lake	SpNS	2000	Umatilla ES	6 Classroom	320 N Trowell Ave	Umatilla	32784	91	3728	135	Yes	No	A
East Central Florida	Lake	SpNS	1999	Villages ES	1 Admin / Media	695 Rolling Acres Rd	Lady Lake	32159	14	844	51	Yes	No	A
Lake Special Needs Shelter Spaces:									250	511				

Lee														
GENERAL POPULATION														
Region	County	Shelter Type	Year Built	Site Name	Building	Street	City	Zip	Risk Capacity (Spaces)	Risk Capacity (Sq Ft)	Planned Usage (Spaces)	EHPA	Pet Friendly	As-Is (A) / Retrofit (R)
Southwest Florida	Lee	Gen Pop	2005	East Lee HS	1 Main	715 Thomas Sherwin Ave	Lehigh Acres	33974	2000	118297	150	No	No	A
Southwest Florida	Lee	Gen Pop	2004	Hams Marsh ES	1 Main	1800 Unice Avenue N	Lehigh Acres	33971	2475	49503	2475	No	No	A
Southwest Florida	Lee	Gen Pop	1996	Mirror Lakes ES	9 Classroom	525 Charwood Ave S	Lehigh Acres	33936	371	16114	371	No	No	A
Southwest Florida	Lee	Gen Pop	1996	Mirror Lakes ES	7 Auditorium	525 Charwood Ave S	Lehigh Acres	33936	235	1300	235	No	No	A
Southwest Florida	Lee	Gen Pop	1996	Mirror Lakes ES	6 Classroom	525 Charwood Ave S	Lehigh Acres	33936	163	6090	163	No	No	A
Southwest Florida	Lee	Gen Pop	1996	Mirror Lakes ES	5 Classroom	525 Charwood Ave S	Lehigh Acres	33936	294	3951	293	No	No	A
Southwest Florida	Lee	Gen Pop	1996	Mirror Lakes ES	4 Cafeteria	525 Charwood Ave S	Lehigh Acres	33936	198	5874	197	No	No	A
Southwest Florida	Lee	Gen Pop	1996	Mirror Lakes ES	3 Classroom	525 Charwood Avenue S	Lehigh Acres	33936	305	3252	304	No	No	A
Southwest Florida	Lee	Gen Pop	1996	Mirror Lakes ES	2 Admin / Classroom	525 Charwood Ave S	Lehigh Acres	33936	65	4699	65	No	No	A
Southwest Florida	Lee	Gen Pop	2006	Mirror Lakes ES	1 Classroom	525 Charwood Ave S	Lehigh Acres	33936	806	7427	805	No	No	A
Southwest Florida	Lee	Gen Pop	2013	North Ft. Myers Recreation Center	Main	2000 N Recreation Park Way	N. Ft. Myers	33916	1650	33000	500	No	No	A
Southwest Florida	Lee	Gen Pop	1985	Sunshine ES	5 Classroom	601 Sara Ave N	Lehigh Acres	33971	1372	16455	1372	No	No	A
Southwest Florida	Lee	Gen Pop	1994	Sunshine ES	4 Classroom	601 Sara Ave N	Lehigh Acres	33971	568	11360	568	No	No	A
Southwest Florida	Lee	Gen Pop	2006	Sunshine ES	1 Admin / Classroom	601 Sara Ave N	Lehigh Acres	33971	823	27435	823	No	No	A
Southwest Florida	Lee	Gen Pop	2012	Tortuga Preserve ES	1 Main	1711 Gunnerly Rd N	Lehigh Acres	33971	2608	52155	2608	No	No	A
Southwest Florida	Lee	Gen Pop	2003	Veterens Park Rec Center	Gym	55 Homestead Rd S	Lehigh Acres	33936	25	500	25	No	No	A
Lee General Population Shelter Spaces:									13958		10953			

SPECIAL NEEDS														
Region	County	Shelter Type	Year Built	Site Name	Building	Street	City	Zip	Risk Capacity (Spaces)	Risk Capacity (Sq Ft)	Planned Usage (Spaces)	EHPA	Pet Friendly	As-Is (A) / Retrofit (R)
Southwest Florida	Lee	SpNS	2005	East Lee HS	1 Main	715 Thomas Sherwin Ave	Lehigh Acres	33974	1305	118297	150	No		A
Lee Special Needs Shelter Spaces:									1305		150			

Leon														
GENERAL POPULATION														
Region	County	Shelter Type	Year Built	Site Name	Building	Street	City	Zip	Risk Capacity (Spaces)	Risk Capacity (Sq Ft)	Planned Usage (Spaces)	EHPA	Pet Friendly	As-Is (A) / Retrofit (R)
Apalachee	Leon	Gen Pop	1965	Augusta RAA MS	10 Gym	401 W Tharpe St	Tallahassee	32303	352	7045	0	No	No	A
Apalachee	Leon	Gen Pop	1989	Buck Lake ES	4 Admin / Library	1600 Pedrick Rd	Tallahassee	32311	93	1868	0	No	No	R
Apalachee	Leon	Gen Pop	1989	Buck Lake ES	7 Multipurpose	1600 Pedrick Rd	Tallahassee	32311	322	2849	521	No	No	R
Apalachee	Leon	Gen Pop	1989	Buck Lake ES	6 Classroom	1600 Pedrick Rd	Tallahassee	32311	217	4873	400	No	No	R
Apalachee	Leon	Gen Pop	1989	Buck Lake ES	5 Cafeteria / Multipurpose	1600 Pedrick Rd	Tallahassee	32311	250	4991	275	No	No	R
Apalachee	Leon	Gen Pop	1989	Buck Lake ES	2 Classroom	1600 Pedrick Rd	Tallahassee	32311	244	4341	321	No	No	R
Apalachee	Leon	Gen Pop	1989	Buck Lake ES	1 Classroom	1600 Pedrick Rd	Tallahassee	32311	142	6432	140	No	No	R
Apalachee	Leon	Gen Pop	1997	CaNopy Oaks ES	6 Classroom	3250 Point View Dr	Tallahassee	32303	266	4359	440	No	No	R
Apalachee	Leon	Gen Pop	1997	CaNopy Oaks ES	5 Classroom	3250 Point View Dr	Tallahassee	32303	330	7507	544	No	No	R
Apalachee	Leon	Gen Pop	1997	CaNopy Oaks ES	4 Cafeteria / Multipurpose	3250 Point View Dr	Tallahassee	32303	278	5552	410	No	No	R
Apalachee	Leon	Gen Pop	1997	CaNopy Oaks ES	3 Classroom	3250 Point View Dr	Tallahassee	32303	375	6606	479	No	No	R
Apalachee	Leon	Gen Pop	1997	CaNopy Oaks ES	2 Classroom	3250 Point View Dr	Tallahassee	32303	218	5311	281	No	No	R
Apalachee	Leon	Gen Pop	1986	Chaires ES	4 Admin / Library	4774 Chaires Cross Rd	Tallahassee	32317	96	1914	0	No	No	R
Apalachee	Leon	Gen Pop	1986	Chaires ES	7 ESE Classroom	4774 Chaires Cross Rd	Tallahassee	32317	293	3158	112	No	No	R
Apalachee	Leon	Gen Pop	1986	Chaires ES	6 Classroom	4774 Chaires Cross Rd	Tallahassee	32317	196	5044	323	No	No	R
Apalachee	Leon	Gen Pop	1986	Chaires ES	5 Cafeteria / Multipurpose	4774 Chaires Cross Rd	Tallahassee	32317	247	4940	277	No	No	R
Apalachee	Leon	Gen Pop	1986	Chaires ES	2 Classroom	4774 Chaires Cross Rd	Tallahassee	32317	252	3910	323	No	No	R
Apalachee	Leon	Gen Pop	1986	Chaires ES	1 Classroom	4774 Chaires Cross Rd	Tallahassee	32317	158	5856	221	No	No	R
Apalachee	Leon	Gen Pop	1989	Dearlake MS	7 Cafeteria	9902 Deer Lake W	Tallahassee	32312	411	5524	472	No	No	R
Apalachee	Leon	Gen Pop	1989	Dearlake MS	5 Admin / Library	9902 Deer Lake W	Tallahassee	32312	411	1548	472	No	No	R
Apalachee	Leon	Gen Pop	1989	Dearlake MS	4 Classroom	9902 Deer Lake W	Tallahassee	32312	366	7324	472	No	No	R
Apalachee	Leon	Gen Pop	1989	Dearlake MS	3 Classroom	9902 Deer Lake W	Tallahassee	32312	377	8213	154	No	No	R
Apalachee	Leon	Gen Pop	1989	Dearlake MS	2 Classroom	9902 Deer Lake W	Tallahassee	32312	276	8213	150	No	No	R
Apalachee	Leon	Gen Pop	1989	Desoto Trail ES	7 Multipurpose	2930 Velda Dairy Rd	Tallahassee	32308	317	2060	521	No	No	R
Apalachee	Leon	Gen Pop	1989	Desoto Trail ES	6 Classroom	2930 Velda Dairy Rd	Tallahassee	32308	247	5014	400	No	No	R
Apalachee	Leon	Gen Pop	1989	Desoto Trail ES	5 Cafeteria	2930 Velda Dairy Rd	Tallahassee	32308	93	4740	179	No	No	R
Apalachee	Leon	Gen Pop	1989	Desoto Trail ES	4 Admin / Library	2930 Velda Dairy Rd	Tallahassee	32308	237	1868	275	No	No	R
Apalachee	Leon	Gen Pop	1989	Desoto Trail ES	2 Classroom	2930 Velda Dairy Rd	Tallahassee	32308	251	4946	321	No	No	R
Apalachee	Leon	Gen Pop	1989	Desoto Trail ES	1 Classroom	2930 Velda Dairy Rd	Tallahassee	32308	103	6344	140	No	No	R
Apalachee	Leon	Gen Pop	1996	FAMU/FSU College of Engineering	Building B (CE2) 1st Floor only	2525 Pottsdamer St	Tallahassee	32310	517	10341	0	Yes	No	A
Apalachee	Leon	Gen Pop	2008	Florida State University	Westside- Diner	555 W Pensacola St	Tallahassee	32306	1134	8280	0	No	No	R
Apalachee	Leon	Gen Pop	2006	Florida State University	Student Services	989 Learning Center	Tallahassee	32306	1962	10380	0	No	No	R
Apalachee	Leon	Gen Pop	2003	Florida State University	Westside HCB-CR	874 Traditions Way	Tallahassee	32306	519	39240	0	No	No	R
Apalachee	Leon	Gen Pop	2004	Florida State University	Turnbull	1110 Call St	Tallahassee	32306	414	22680	0	No	No	R
Apalachee	Leon	Gen Pop	1993	Fort Braden School	4 Classroom	15100 Blountstown Hwy	Tallahassee	32310	725	2268	993	No	No	R
Apalachee	Leon	Gen Pop	1993	Fort Braden School	3 Classroom	15100 Blountstown Hwy	Tallahassee	32310	278	4228	394	No	No	R
Apalachee	Leon	Gen Pop	1993	Fort Braden School	2 Multipurpose	15100 Blountstown Hwy	Tallahassee	32310	211	5554	363	No	No	R
Apalachee	Leon	Gen Pop	1993	Fort Braden School	1 Main	15100 Blountstown Hwy	Tallahassee	32310	113	14494	193	No	No	R
Apalachee	Leon	Gen Pop	1989	Frank Hartsfield ES	16 Multipurpose	1414 Chowkeebin Nene	Tallahassee	32301	59	960	0	No	Yes	R
Apalachee	Leon	Gen Pop	1989	Frank Hartsfield ES	12 Classroom	1414 Chowkeebin Nene	Tallahassee	32301	52	2310	0	No	Yes	R
Apalachee	Leon	Gen Pop	1989	Frank Hartsfield ES	11 Library	1414 Chowkeebin Nene	Tallahassee	32301	57	1147	0	No	Yes	R
Apalachee	Leon	Gen Pop	1989	Frank Hartsfield ES	10 Classroom	1414 Chowkeebin Nene	Tallahassee	32301	116	1036	0	No	Yes	R
Apalachee	Leon	Gen Pop	1994	Frank Hartsfield ES	9 Classroom	1414 Chowkeebin Nene	Tallahassee	32301	48	1176	0	No	Yes	R
Apalachee	Leon	Gen Pop	1994	Hawks Rise ES	6 Classroom	205 Meadow Ridge Dr	Tallahassee	32301	361	5368	404	No	No	R
Apalachee	Leon	Gen Pop	1999	Hawks Rise ES	5 Classroom	205 Meadow Ridge Dr	Tallahassee	32301	200	6931	303	No	No	R
Apalachee	Leon	Gen Pop	1994	Hawks Rise ES	4 Cafeteria / Multipurpose	205 Meadow Ridge Dr	Tallahassee	32301	263	5263	249	No	No	R
Apalachee	Leon	Gen Pop	1994	Hawks Rise ES	3 Classroom	205 Meadow Ridge Dr	Tallahassee	32301	347	4005	553	No	No	R
Apalachee	Leon	Gen Pop	1994	Hawks Rise ES	2 Classroom	205 Meadow Ridge Dr	Tallahassee	32301	268	7217	444	No	No	R
Apalachee	Leon	Gen Pop	2007	Michael J Conley ES	2 Cafeteria / Multipurpose	2400 E Orange Ave	Tallahassee	32301	67	5527	0	Yes	No	A
Apalachee	Leon	Gen Pop	2007	Michael J Conley ES	1 Admin / Library	2400 E Orange Ave	Tallahassee	32301	276	1332	0	Yes	No	A
Apalachee	Leon	Gen Pop	1989	Oak Ridge ES	6 Classroom	4350 Shelter Rd	Tallahassee	32305	172	4811	338	No	No	R
Apalachee	Leon	Gen Pop	1989	Oak Ridge ES	2 Classroom	4350 Shelter Rd	Tallahassee	32305	241	3444	292	No	No	R
Apalachee	Leon	Gen Pop	2000	Roberts ES	4 Admin / Classroom	5777 Centerville Rd	Tallahassee	32309	557	6409	521	No	No	R
Apalachee	Leon	Gen Pop	2000	Roberts ES	3 Cafeteria	5777 Centerville Rd	Tallahassee	32309	541	4992	674	No	No	R
Apalachee	Leon	Gen Pop	2000	Roberts ES	2 Classroom	5777 Centerville Rd	Tallahassee	32309	250	10824	291	No	No	R
Apalachee	Leon	Gen Pop	2000	Roberts ES	1 Classroom	5777 Centerville Rd	Tallahassee	32309	320	11132	553	No	No	R
Apalachee	Leon	Gen Pop	1989	SAIL HS	14 Classroom	2006 Jackson Bluff Rd	Tallahassee	32304	73	1173	57	No	No	R
Apalachee	Leon	Gen Pop	1989	SAIL HS	13 Auditorium	2006 Jackson Bluff Rd	Tallahassee	32304	158	3162	125	No	No	R
Apalachee	Leon	Gen Pop	1989	SAIL HS	12 Classroom	2006 Jackson Bluff Rd	Tallahassee	32304	114	2272	113	No	No	R
Apalachee	Leon	Gen Pop	1989	SAIL HS	11 Classroom	2006 Jackson Bluff Rd	Tallahassee	32304	158	3162	124	No	No	R
Apalachee	Leon	Gen Pop	1989	SAIL HS	10 Classroom	2006 Jackson Bluff Rd	Tallahassee	32304	59	1450	46	No	No	R
Apalachee	Leon	Gen Pop	1986	Springwood ES	1 Classroom	3801 Fred George Rd	Tallahassee	32303	156	5856	0	No	Yes	R
Apalachee	Leon	Gen Pop	1986	Springwood ES	5 Cafeteria	3801 Fred George Rd	Tallahassee	32303	68	1364	0	No	Yes	R
Apalachee	Leon	Gen Pop	1986	Springwood ES	6 Classroom	3801 Fred George Rd	Tallahassee	32303	196	5044	0	No	Yes	R
Apalachee	Leon	Gen Pop	1986	Springwood ES	7 Classroom	3801 Fred George Rd	Tallahassee	32303	293	3118	0	No	Yes	R
Apalachee	Leon	Gen Pop	1986	Springwood ES	2 Classroom	3801 Fred George Rd	Tallahassee	32303	252	3910	0	No	Yes	R
Apalachee	Leon	Gen Pop	2007	William J Montford MS	2 Cafeteria	5789 Pimlico Dr	Tallahassee	32309	363	7257	552	Yes	Yes	A
Leon General Population Shelter Spaces:									19076		16205			

SPECIAL NEEDS														
Region	County	Shelter Type	Year Built	Site Name	Building	Street	City	Zip	Risk Capacity (Spaces)	Risk Capacity (Sq Ft)	Planned Usage (Spaces)	EHPA	Pet Friendly	As-Is (A) / Retrofit (R)
Apalachee	Leon	SpNS	2000	FSU K-12 School	1 Multipurpose	3000 School House Rd	Tallahassee	32311	248	14869	200	No	Yes	R
Apalachee	Leon	SpNS	2000	FSU K-12 School	5 Classroom	3000 School House Rd	Tallahassee	32311	214	12860	200	No	Yes	R
Apalachee	Leon	SpNS	2000	FSU K-12 School	6 Classroom	3000 School House Rd	Tallahassee	32311	245	14679	200	No	Yes	R
Apalachee	Leon	SpNS	2000	FSU K-12 School	3 Classroom	3000 School House Rd	Tallahassee	32304	78	4677	200	No	Yes	R
Apalachee	Leon	SpNS	2000	FSU K-12 School	4 Classroom	3000 School House Rd	Tallahassee	32304	137	8228	200	No	Yes	R
Apalachee	Leon	SpNS	2000	FSU K-12 School	8 Gym	3000 School House Rd	Tallahassee	32304	122	7345	367	No	Yes	R
Apalachee	Leon	SpNS	2000	FSU K-12 School	9 Cafeteria	3000 School House Rd	Tallahassee	32304	151	9046	300	No	Yes	R
Leon Special Needs Shelter Spaces:									1195		1667			

GENERAL POPULATION														
Region	County	Shelter Type	Year Built	Site Name	Building	Street	City	Zip	Risk Capacity (Spaces)	Risk Capacity (Sq Ft)	Planned Usage (Spaces)	EHPA	Pet Friendly	As-Is (A) / Retrofit (R)
North Central Florida	Levy	Gen Pop	1986	Bronson ES	6 Admin / Library	400 Ishie Ave	Bronson	32621	275	1510	622	No	No	R
North Central Florida	Levy	Gen Pop	2005	Bronson MS / HS	7 Vocational Tech	8691 NE 90th St	Bronson	32621	577	3300	0	No	No	R
North Central Florida	Levy	Gen Pop	2005	Bronson MS / HS	6 Cafeteria	8691 NE 90th St	Bronson	32621	281	7077	0	No	No	A
North Central Florida	Levy	Gen Pop	2005	Bronson MS / HS	5 Gym	8691 NE 90th St	Bronson	32621	720	14400	0	No	No	R
North Central Florida	Levy	Gen Pop	2005	Bronson MS / HS	4 Classroom	8691 NE 90th St	Bronson	32621	354	5620	0	Yes	No	R
North Central Florida	Levy	Gen Pop	2005	Bronson MS / HS	3 ESE / Classroom	8691 NE 90th St	Bronson	32621	165	11540	0	No	No	R
North Central Florida	Levy	Gen Pop	1991	Chiefland ES	7 Classroom	1205 NW 4th Ave	Chiefland	32626	362	4820	362	No	Yes	R
North Central Florida	Levy	Gen Pop	1991	Chiefland ES	4 Classroom / Library	1205 NW 4th Ave	Chiefland	32626	313	5123	443	No	Yes	R
North Central Florida	Levy	Gen Pop	1991	Chiefland ES	3 Classroom	1205 NW 4th Ave	Chiefland	32626	256	6269	43	No	Yes	R
North Central Florida	Levy	Gen Pop	2008	Chiefland ES	2 Classroom	1206 NW 4th Ave	Chiefland	32626	241	7233	0	No	No	R
North Central Florida	Levy	Gen Pop	2006	Chiefland MS / HS	4 Gym	808 N Main St	Chiefland	32626	256	5120	0	No	No	R
North Central Florida	Levy	Gen Pop	1999	Joyce M Bullock ES	7 Classroom	130 SW 3rd St	Williston	32696	252	5020	252	No	No	R
North Central Florida	Levy	Gen Pop	2006	Joyce M Bullock ES	6 Classroom	131 SW 3rd St	Williston	32696	217	4340	0	No	No	R
North Central Florida	Levy	Gen Pop	2008	Joyce M Bullock ES	5 Classroom	132 SW 3rd St	Williston	32696	251	5044	0	No	No	R
North Central Florida	Levy	Gen Pop	1999	Williston MS / HS	10 Health	350 SW 12th Ave	Williston	32696	300	926	495	No	No	R
North Central Florida	Levy	Gen Pop	1995	Williston MS / HS	12 Classroom	350 SW 12th Ave	Williston	32696	46	5996	130	No	No	R
Levy General Population Shelter Spaces:									4866		2347			

SPECIAL NEEDS														
Region	County	Shelter Type	Year Built	Site Name	Building	Street	City	Zip	Risk Capacity (Spaces)	Risk Capacity (Sq Ft)	Planned Usage (Spaces)	EHPA	Pet Friendly	As-Is (A) / Retrofit (R)
North Central Florida	Levy	SpNS	1999	Bronson ES	3 Cafeteria	400 Ishie Ave	Bronson	32621	25	5490	25	No	No	R
North Central Florida	Levy	SpNS	1999	Bronson ES	7 Classroom	400 Ishie Ave	Bronson	32621	101	6084	101	No	No	R
Levy Special Needs Shelter Spaces:									126		126			

Liberty														
GENERAL POPULATION														
Region	County	Shelter Type	Year Built	Site Name	Building	Street	City	Zip	Risk Capacity (Spaces)	Risk Capacity (Sq Ft)	Planned Usage (Spaces)	EHPA	Pet Friendly	As-Is (A) / Retrofit (R)
Apalachee	Liberty	Gen Pop	2020	Hosford ES & Jr HS	14 Cafeteria	16864 NE SR 65	Hosford	32334	220	4306	0	No	No	A
Apalachee	Liberty	Gen Pop	2000	Liberty County High School	4(A) Media and Dining	12852 NW CR- 12	Bristol	32321	286	5725	286	Yes	No	A
Apalachee	Liberty	Gen Pop	2020	Liberty County High School	4 (B) Gym	12852 NW CR- 12	Bristol	32321	584	11681	584	Yes	No	A
Apalachee	Liberty	Gen Pop	2007	Liberty County HS	19 Classroom	12592 NW Myers Ann St	Bristol	32321	223	4466	0	No	No	A
Apalachee	Liberty	Gen Pop	2000	W R Toler K-8	3 Classroom	14745 SR-12 S	Bristol	32321	548	1262	0	Yes	No	R
Apalachee	Liberty	Gen Pop	2000	W R Toler K-8	2 Classroom	14745 SR-12 S	Bristol	32321	63	10962	63	No	No	A
Apalachee	Liberty	Gen Pop	2000	W R Toler K-8	1 Main	14745 SR-12 S	Bristol	32321	381	3707	381	No	No	R
Apalachee	Liberty	Gen Pop	2000	W R Toler K-8	4 Gym	14745 SR-12 S	Bristol	32321	185	7613	185	No	No	R
Liberty General Population Shelter Spaces:									2490		1499			

SPECIAL NEEDS														
Region	County	Shelter Type	Year Built	Site Name	Building	Street	City	Zip	Risk Capacity (Spaces)	Risk Capacity (Sq Ft)	Planned Usage (Spaces)	EHPA	Pet Friendly	As-Is (A) / Retrofit (R)
Apalachee	Liberty	SpNS	2008	Hosford ES & Jr HS	12 Classroom	16864 NE SR 65	Hosford	32334	72	4396	25	Yes	No	A
Apalachee	Liberty	SpNS	2010	Liberty County Senior Center	Main	15643 CR-12	Bristol	32321	17	1020	0	No	No	A
Liberty Special Needs Shelter Spaces:									89		25			

Madison														
GENERAL POPULATION														
Region	County	Shelter Type	Year Built	Site Name	Building	Street	City	Zip	Risk Capacity (Spaces)	Risk Capacity (Sq Ft)	Planned Usage (Spaces)	EHPA	Pet Friendly	As-Is (A) / Retrofit (R)
North Central Florida	Madison	Gen Pop	2000	Madison Central School	100 building -Admin	2093 US Hwy 90	Madison	32340	28	2621	28	No	No	R
North Central Florida	Madison	Gen Pop	2000	Madison Central School	700 Building - Classroom	2093 US Hwy 90	Madison	32340	434	6579	796	No	Yes	R
North Central Florida	Madison	Gen Pop	2000	Madison Central School	600 Building - Classroom	2093 US Hwy 90	Madison	32340	360	6481	659	No	Yes	R
North Central Florida	Madison	Gen Pop	2000	Madison Central School	500 Building - Classroom	2093 US Hwy 90	Madison	32340	448	7807	802	No	Yes	R
North Central Florida	Madison	Gen Pop	2000	Madison Central School	400 Building - Classroom	2093 US Hwy 90	Madison	32340	259	2025	518	No	Yes	R
North Central Florida	Madison	Gen Pop	2000	Madison Central School	300 Building -Classroom	2093 US Hwy 90	Madison	32340	559	1966	0	No	Yes	R
North Central Florida	Madison	Gen Pop	2000	Madison Central School	800 Building - Classroom	2093 US Hwy 90	Madison	32340	434	8679	728	No	Yes	R
North Central Florida	Madison	Gen Pop	2000	Madison Central School	900 Building - Classroom	2093 US Hwy 90	Madison	32340	360	7195	768	No	Yes	R
North Central Florida	Madison	Gen Pop	2000	Madison Central School	1100 Building - Music Band	2093 US Hwy 90	Madison	32340	259	5175	265	No	Yes	A
North Central Florida	Madison	Gen Pop	2000	Madison Central School	1200 Building - Gym	2093 US Hwy 90	Madison	32340	617	12333	490	No	Yes	R
North Central Florida	Madison	Gen Pop	2003	Town of Lee-Publ. Saf / Emerg Shelter	Fire	304 Main St	Lee	32059	232	4632	300	No	Yes	A
Madison General Population Shelter Spaces:									3990		5354			

SPECIAL NEEDS														
Region	County	Shelter Type	Year Built	Site Name	Building	Street	City	Zip	Risk Capacity (Spaces)	Risk Capacity (Sq Ft)	Planned Usage (Spaces)	EHPA	Pet Friendly	As-Is (A) / Retrofit (R)
North Central Florida	Madison	SpNS	2000	Madison Central School	1000 Classroom / Lab	2093 US Hwy 90	Madison	32340	149	8959	130	No	No	R
Madison Special Needs Shelter Spaces:									149		130			

Manatee														
GENERAL POPULATION														
Region	County	Shelter Type	Year Built	Site Name	Building	Street	City	Zip	Risk Capacity (Spaces)	Risk Capacity (Sq Ft)	Planned Usage (Spaces)	EHPA	Pet Friendly	As-Is (A) / Retrofit (R)
Tampa Bay	Manatee	Gen Pop	2007	Annie Lucy Williams ES	1 Clinic / Classroom	3404 Fort Hamer Rd	Parrish	34219	1814	36280	0	Yes	No	R
Tampa Bay	Manatee	Gen Pop	2007	Annie Lucy Williams ES	2 Media / Multipurpose	3404 Fort Hamer Rd	Parrish	34219	333	6663	1450	No	No	A
Tampa Bay	Manatee	Gen Pop	1990	Braden River MS	5 - Cafeteria	6215 River Club Blvd	Bradenton	34202	0	0	183	No	No	A
Tampa Bay	Manatee	Gen Pop	2006	Buffalo Creek Middle	5 - Cafeteria & Classrooms	7320 69th Street East	Palmetto	34221	392	7876	0	No	No	A
Tampa Bay	Manatee	Gen Pop	2006	Buffalo Creek Middle	4 - Music Classrooms	7320 69th Street East	Palmetto	34221	199	3999	0	No	No	A
Tampa Bay	Manatee	Gen Pop	2006	Buffalo Creek Middle School	2 Classroom	7320 69th Street East	Palmetto	34221	1614	32273	0	No	No	A
Tampa Bay	Manatee	Gen Pop	2006	Buffalo Creek MS	3 - Gymnasium	7320 69th St E	Palmetto	34221	493	9870	0	No	No	A
Tampa Bay	Manatee	Gen Pop	2006	Buffalo Creek MS	1 - Admin, Clinic & Media Center Building	7320 69th St E	Palmetto	34221	152	3050	0	No	No	A
Tampa Bay	Manatee	Gen Pop	2019	Dr. Mona Jain MS	4 Area 4 Classroom	12205 44th Ave E	Bradenton	34211	993	19858	0	No	No	A
Tampa Bay	Manatee	Gen Pop	2019	Dr. Mona Jain MS	2 area 2 Multipurpose and Cafeteria	12205 44th Ave E	Bradenton	34211	555	11097	0	No	No	A
Tampa Bay	Manatee	Gen Pop	2019	Dr. Mona Jain MS	1 area1 Admin and Music	12205 44th Ave E	Bradenton	34211	710	14209	0	No	No	A
Tampa Bay	Manatee	Gen Pop	2019	Dr. Mona Jain MS	5 Area 5 Media	12205 44th Ave E	Bradenton	34211	729	14570	0	No	No	A
Tampa Bay	Manatee	Gen Pop	2019	Dr. Mona Jain MS	3 Area 3 Gym	12205 44th Ave E	Bradenton	34211	382	7631	0	No	No	A
Tampa Bay	Manatee	Gen Pop	2000	Electa Lee Magnet MS	A Classroom	4000 53rd Ave W	Bradenton	34210	390	7849	326	No	No	R
Tampa Bay	Manatee	Gen Pop	2000	Electa Lee Magnet MS	C Classroom	4000 53rd Ave W	Bradenton	34210	392	7790	326	No	No	R
Tampa Bay	Manatee	Gen Pop	2000	Electa Lee Magnet MS	B Classroom	4000 53rd Ave W	Bradenton	34210	357	7132	326	No	No	R
Tampa Bay	Manatee	Gen Pop	2003	Gilbert W McNeal ES	Bldg 1- Main Building	6325 Lorraine Rd	Bradenton	34202	2281	45613	1407	No	No	R
Tampa Bay	Manatee	Gen Pop	2007	Gullett ES	2 Cafeteria / Art	12125 44th Ave E	Bradenton	34211	866	6785	0	Yes	No	A
Tampa Bay	Manatee	Gen Pop	2007	Gullett ES	1 Classroom 1st Floor	12125 44th Ave E	Bradenton	34211	339	17311	0	Yes	No	A
Tampa Bay	Manatee	Gen Pop	2019	Gullett ES	B 4 CR	12125 44th Avenue E	Bradenton	34211	151	3015	0	No	No	A
Tampa Bay	Manatee	Gen Pop	1995	Haile MS	3 Gym	9501 State 64 East	Bradenton	34212	894	17874	0	No	No	A
Tampa Bay	Manatee	Gen Pop	2019	Harvey ES	B1 Section 3 Dining	8610 115th Avenue East	Parrish	34219	250	5003	0	Yes	No	A
Tampa Bay	Manatee	Gen Pop	2019	Harvey ES	B 1 Section 2 CR	8610 115th Avenue East	Parrish	34219	914	18277	0	Yes	No	A
Tampa Bay	Manatee	Gen Pop	2019	Harvey ES	B 1 Section 1 Admin CR Media	8610 115th Avenue East	Parrish	34219	967	19331	0	Yes	No	A
Tampa Bay	Manatee	Gen Pop	1994	James Tillman Elementary	4 - Classrooms	1415 29th Street E	Palmetto	34221	532	10652	0	No	No	A
Tampa Bay	Manatee	Gen Pop	1994	James Tillman Elementary	1 - Main Building/Administration	1415 29th Street E	Palmetto	34221	292	5853	0	No	No	A
Tampa Bay	Manatee	Gen Pop	1994	James Tillman Elementary	3 - Primary Classrooms	1415 29th Street E	Palmetto	34221	594	12261	0	No	No	A
Tampa Bay	Manatee	Gen Pop	2007	Jessie P Miller ES	1 Main	601 43rd St W	Bradenton	34209	2080	41605	0	Yes	No	A



Region	County	Shelter Type	Year Built	Site Name	Building	Street	City	Zip	Risk Capacity (Spaces)	Risk Capacity (Sq Ft)	Planned Usage (Spaces)	EHPA	Pet Friendly	As-Is (A) / Retrofit (R)
Tampa Bay	Manatee	Gen Pop	2008	Manatee HS	BB Auditorium	1000 32nd St W	Bradenton	34207	0	35	0	No	No	A
Tampa Bay	Manatee	Gen Pop	2007	Manatee Tech College East	1 Voc Classroom	5540 Lakewood Ranch Blvd	Bradenton	34211	693	11788	0	Yes	No	A
Tampa Bay	Manatee	Gen Pop	1993	Myakka City Elementary School	2 - Classrooms	37205 Manatee Avenue	Myakka City	34251	80	1612	0	No	No	A
Tampa Bay	Manatee	Gen Pop	1993	Myakka City Elementary School	3 - Classrooms	37205 Manatee Avenue	Myakka City	34251	162	3252	0	No	No	A
Tampa Bay	Manatee	Gen Pop	1993	Myakka City Elementary School	4-Media & Classrooms	37205 Manatee Avenue	Myakka City	34251	106	2129	0	No	No	A
Tampa Bay	Manatee	Gen Pop	1993	Myakka City Elementary School	6-Music Classrooms	37205 Manatee Avenue	Myakka City	34251	165	3316	0	No	No	A
Tampa Bay	Manatee	Gen Pop	1993	Myakka City Elementary School	7-Primary Classrooms	37205 Manatee Avenue	Myakka City	34251	81	1623	0	No	No	A
Tampa Bay	Manatee	Gen Pop	2010	Myakka City Elementary School	13-Dining & Multipurpose	37205 Manatee Ave	Myakka City	34251	169	3373	206	NA	No	A
Tampa Bay	Manatee	Gen Pop	2000	Myakka City ES	11 Primary Classrooms	37205 Manatee Avenue	Myakka City	34251	192	3866	0	No	No	A
Tampa Bay	Manatee	Gen Pop	2005	Robert H Prime ES	1 Main	3200 Southern Pkwy	Bradenton	34205	2134	42675	2054	No	No	R
Tampa Bay	Manatee	Gen Pop	2007	Virgil Mills ES	1 Main	7801 69th St E	Palmetto	34221	322	99695	0	No	No	R
Tampa Bay	Manatee	Gen Pop	2007	Virgil Mills ES	4 Classroom	7200 69th St E	Palmetto	34221	322	0	1484	No	Yes	A
<b>Manatee General Population Shelter Spaces:</b>									<b>24952</b>	<b>7762</b>				
<b>SPECIAL NEEDS</b>														
Region	County	Shelter Type	Year Built	Site Name	Building	Street	City	Zip	Risk Capacity (Spaces)	Risk Capacity (Sq Ft)	Planned Usage (Spaces)	EHPA	Pet Friendly	As-Is (A) / Retrofit (R)
Tampa Bay	Manatee	SpNS	2000	Manatee Tech College East	2 Dining / Vocational	5520 Lakewood Ranch Blvd	Bradenton	34211	196	13868	195	Yes	No	A
Tampa Bay	Manatee	SpNS	2004	R. Dan Nolan MS	1 Main	6615 Greenbrook Blvd	Bradenton	34202	986	59175	570	Yes	No	A
<b>Manatee Special Needs Shelter Spaces:</b>									<b>1182</b>	<b>765</b>				
<b>Marion</b>														
<b>GENERAL POPULATION</b>														
Region	County	Shelter Type	Year Built	Site Name	Building	Street	City	Zip	Risk Capacity (Spaces)	Risk Capacity (Sq Ft)	Planned Usage (Spaces)	EHPA	Pet Friendly	As-Is (A) / Retrofit (R)
East Central Florida	Marion	Gen Pop	1993	Bellevue MS	4 Classroom	10500 SE 36th Ave	Bellevue	34420	522	7833	473	No	No	R
East Central Florida	Marion	Gen Pop	1993	Bellevue MS	3 Classroom	10500 SE 36th Ave	Bellevue	34420	545	10899	430	No	No	R
East Central Florida	Marion	Gen Pop	1998	Dunnellon HS	24 Classroom	10055 SW 180th Ave Rd	Dunnellon	34432	203	6369	251	No	No	A
East Central Florida	Marion	Gen Pop	1998	Dunnellon HS	23 Classroom	10055 SW 180th Ave Rd	Dunnellon	34432	318	4061	334	No	No	A
East Central Florida	Marion	Gen Pop	2003	Forest HS	2 Cafeteria	5005 SE Maricamp Rd	Ocala	34480	1060	5367	638	Yes	No	A
East Central Florida	Marion	Gen Pop	2003	Forest HS	3 Auditorium / Music	5005 SE Maricamp Rd	Ocala	34480	465	9290	267	Yes	No	A
East Central Florida	Marion	Gen Pop	2003	Forest HS	4 Gym	5005 SE Maricamp Rd	Ocala	34480	268	21203	328	Yes	No	A
East Central Florida	Marion	Gen Pop	2010	Fort McCoy School	12 Classroom	16160 NE Highway 315	Fort McCoy	32134	279	5573	765	Yes	No	A
East Central Florida	Marion	Gen Pop	2005	Hammitt Bowen Jr ES	1C Cafeteria	4397 SW 95th St	Ocala	34476	297	4404	601	Yes	No	A
East Central Florida	Marion	Gen Pop	2005	Hammitt Bowen Jr ES	1B Classroom	4397 SW 95th St	Ocala	34476	326	6523	1249	Yes	No	A
East Central Florida	Marion	Gen Pop	2005	Hammitt Bowen Jr ES	1A Classroom	4397 SW 95th St	Ocala	34476	220	5936	220	Yes	No	A
East Central Florida	Marion	Gen Pop	2007	Horizon Academy (4-8)	1 C&D Cafeteria / Classroom	365 Marion Oaks Dr	Ocala	34473	605	9749	378	Yes	No	A
East Central Florida	Marion	Gen Pop	2007	Horizon Academy (4-8)	1 A&B Gym	365 Marion Oaks Dr	Ocala	34473	487	12096	377	Yes	No	A
East Central Florida	Marion	Gen Pop	2008	Lake Weir HS	3 Classroom	10351 SE Maricamp Rd	Ocala	34472	401	15694	304	Yes	No	R
East Central Florida	Marion	Gen Pop	1974	Lake Weir HS	2 Cafeteria	10351 SE Maricamp Rd	Ocala	34472	785	8012	1242	No	No	R
East Central Florida	Marion	Gen Pop	2007	Liberty MS	1 C&D Cafeteria / Classroom	4773 SW 95th St	Ocala	34476	577	9665	832	Yes	No	A
East Central Florida	Marion	Gen Pop	2007	Liberty MS	1 A&B Gym	4773 SW 95th St	Ocala	34476	483	11539	0	Yes	No	A
East Central Florida	Marion	Gen Pop	1999	Madison Street Academy	1 Classroom	401 NW Martin Luther King Jr Dr	Ocala	34475	1198	23962	370	Yes	No	A
East Central Florida	Marion	Gen Pop	2010	North Marion MS	3 Cafeteria	2085 NW 28th St	Citra	32113	227	4548	227	Yes	No	A
East Central Florida	Marion	Gen Pop	1999	Saddlewood ES	6 Cafeteria	3700 SW 43rd Ct	Ocala	34473	0	3885	0	No	No	R
East Central Florida	Marion	Gen Pop	1999	Saddlewood ES	5 Classroom	3700 SW 43rd Ct	Ocala	34473	0	5230	196	No	No	R
East Central Florida	Marion	Gen Pop	1999	Saddlewood ES	4 Classroom	3700 SW 43rd Ct	Ocala	34473	262	5904	152	No	No	R
East Central Florida	Marion	Gen Pop	1999	Saddlewood ES	3 Classroom	3700 SW 43rd Ct	Ocala	34473	194	5058	152	No	No	R
East Central Florida	Marion	Gen Pop	1999	Saddlewood ES	8 Classroom	3700 SW 43rd Ct	Ocala	34473	189	3777	152	No	No	R
East Central Florida	Marion	Gen Pop	1969	Vanguard HS	5 Cafeteria	7 NW 28th St	Ocala	34470	326	5645	1032	No	No	A
East Central Florida	Marion	Gen Pop	2007	Vanguard HS	3 Classroom	7 NW 28th St	Ocala	34470	273	5469	227	Yes	No	A
East Central Florida	Marion	Gen Pop	2007	Vanguard HS	2 Classroom	7 NW 28th St	Ocala	34470	273	5465	176	Yes	No	A
East Central Florida	Marion	Gen Pop	2007	Vanguard HS	1 Classroom	7 NW 28th St	Ocala	34470	282	6528	274	Yes	No	A
East Central Florida	Marion	Gen Pop	1999	West Port HS	1 Gym	3733 SW 80th Ave	Ocala	34482	629	23672	0	No	No	A
<b>Marion General Population Shelter Spaces:</b>									<b>11694</b>	<b>11647</b>				
<b>SPECIAL NEEDS</b>														
Region	County	Shelter Type	Year Built	Site Name	Building	Street	City	Zip	Risk Capacity (Spaces)	Risk Capacity (Sq Ft)	Planned Usage (Spaces)	EHPA	Pet Friendly	As-Is (A) / Retrofit (R)
East Central Florida	Marion	SpNS	1995	Bellevue HS	3 Classroom 1st Floor	10400 SE 36th Ave	Bellevue	34420	34	4060	96	No	No	R
East Central Florida	Marion	SpNS	1994	Bellevue HS	4 Classroom	10400 SE 36th Ave	Bellevue	34420	39	5795	61	No	No	R
East Central Florida	Marion	SpNS	1994	Bellevue HS	5 Classroom	10400 SE 36th Ave	Bellevue	34420	97	2363	115	No	No	R
East Central Florida	Marion	SpNS	1994	Bellevue HS	10 Classroom	10400 SE 36th Ave	Bellevue	34420	68	5637	19	No	No	R
East Central Florida	Marion	SpNS	1993	Bellevue MS	2 Classroom	10500 SE 36th Ave	Bellevue	34420	131	10446	157	No	No	R
East Central Florida	Marion	SpNS	1999	West Port HS	6 Auditorium	3733 SW 80th Ave	Ocala	34482	395	12582	122	Yes	No	A
<b>Marion Special Needs Shelter Spaces:</b>									<b>824</b>	<b>570</b>				
<b>Martin</b>														
<b>GENERAL POPULATION</b>														
Region	County	Shelter Type	Year Built	Site Name	Building	Street	City	Zip	Risk Capacity (Spaces)	Risk Capacity (Sq Ft)	Planned Usage (Spaces)	EHPA	Pet Friendly	As-Is (A) / Retrofit (R)
Treasure Coast	Martin	Gen Pop	2007	Citrus Grove ES	1 ESE / Classroom	2527 SW Citrus Blvd	Palm City	34990	2329	46586	1289	No	No	A
Treasure Coast	Martin	Gen Pop	1991	Hidden Oaks MS	8 Cafeteria	2801 SW Martin Hwy	Palm City	34990	799	6224	676	No	No	A
Treasure Coast	Martin	Gen Pop	1991	Hidden Oaks MS	7 Gym	2801 SW Martin Hwy	Palm City	34990	803	13221	678	No	No	A
Treasure Coast	Martin	Gen Pop	1991	Hidden Oaks MS	6 Music	2801 SW Martin Hwy	Palm City	34990	77	4794	57	No	No	A
Treasure Coast	Martin	Gen Pop	1991	Hidden Oaks MS	5 Art	2801 SW Martin Hwy	Palm City	34990	50	1001	61	No	No	A
Treasure Coast	Martin	Gen Pop	1991	Hidden Oaks MS	4 Library	2801 SW Martin Hwy	Palm City	34990	240	1549	211	No	No	A
Treasure Coast	Martin	Gen Pop	1991	Hidden Oaks MS	3 Classroom	2801 SW Martin Hwy	Palm City	34990	661	16067	521	No	No	A
Treasure Coast	Martin	Gen Pop	1991	Hidden Oaks MS	2 Classroom	2801 SW Martin Hwy	Palm City	34990	311	15979	0	No	No	R
Treasure Coast	Martin	Gen Pop	1999	Indiantown MS	5 Cafeteria	16303 SW Farm Rd	Indiantown	34956	398	7369	295	No	No	A
Treasure Coast	Martin	Gen Pop	2010	Indiantown MS	4 Classroom	16303 SW Farm Rd	Indiantown	34956	1121	22428	633	No	No	A
Treasure Coast	Martin	Gen Pop	2010	Indiantown MS	2 Classroom	16303 SW Farm Rd	Indiantown	34956	368	7952	368	No	No	A
Treasure Coast	Martin	Gen Pop	2004	JD Parker ES	01 Classroom	1050 E 10th St	Stuart	34996	2327	46538	1248	Yes	No	A
Treasure Coast	Martin	Gen Pop	2002	Jensen Beach HS	5 Cafeteria	2875 Goldenrod Rd	Jensen Beach	34957	3447	19700	1084	Yes	No	A
Treasure Coast	Martin	Gen Pop	2002	Jensen Beach HS	3 Gymnasium	2875 Goldenrod Rd	Jensen Beach	34957	1851	37020	902	Yes	No	A
Treasure Coast	Martin	Gen Pop	2002	Jensen Beach HS	4 Classroom	2875 Goldenrod Rd	Jensen Beach	34958	985	68400	0	Yes	No	A
Treasure Coast	Martin	Gen Pop	2002	Port SalerNo ES	1 Classroom	3260 SE Lionel Ter	Stuart	34997	1300	26000	1423	Yes	No	A
Treasure Coast	Martin	Gen Pop	1993	Seawind ES	9 Classroom	3700 SE Seabranh Blvd	Hobe Sound	33455	314	6411	299	No	No	A
Treasure Coast	Martin	Gen Pop	1993	Seawind ES	6 Classroom	3700 SE Seabranh Blvd	Hobe Sound	33455	152	4910	164	No	No	R
Treasure Coast	Martin	Gen Pop	1993	Seawind ES	5 Classroom	3700 SE Seabranh Blvd	Hobe Sound	33455	238	4750	309	No	No	R
Treasure Coast	Martin	Gen Pop	1993	Seawind ES	3 ESE	3700 SE Seabranh Blvd	Hobe Sound	33455	246	3049	310	No	No	R
Treasure Coast	Martin	Gen Pop	2008	Seawind ES	2 Classroom	3701 SE Seabranh Blvd	Hobe Sound	33456	321	6276	334	Yes	No	R
Treasure Coast	Martin	Gen Pop	2006	Warfield ES	23 Music / Art	15260 SW 150th St	Indiantown	34956	231	1597	0	No	No	A
Treasure Coast	Martin	Gen Pop	2001	Warfield ES	24 Classroom	15260 SW 150th St	Indiantown	34956	547	10349	363	No	No	A
Treasure Coast	Martin	Gen Pop	2010	Warfield ES	21 Classroom	15260 SW 150th St	Indiantown	34956	517	10946	417	No	No	A
Treasure Coast	Martin	Gen Pop	2010	Warfield ES	8 Cafeteria	15260 SW 150th St	Indiantown	34956	80	4618	102	No	No	A
Treasure Coast	Martin	Gen Pop	1998	Willoughby Learning Center	Main	5151 SE Willoughby Blvd	Stuart	34997	591	11813	0	No	Yes	R
<b>Martin General Population Shelter Spaces:</b>									<b>20304</b>	<b>11744</b>				
<b>SPECIAL NEEDS</b>														
Region	County	Shelter Type	Year Built	Site Name	Building	Street	City	Zip	Risk Capacity (Spaces)	Risk Capacity (Sq Ft)	Planned Usage (Spaces)	EHPA	Pet Friendly	As-Is (A) / Retrofit (R)
Treasure Coast	Martin	SpNS	2005	David L Anderson MS	01 Auditorium / Cafeteria	7000 Sw Atlantic Ridge Dr	Stuart	34997	285	9188	300	Yes	No	A
Treasure Coast	Martin	SpNS	2005	David L Anderson MS	02 Classroom	7000 Sw Atlantic Ridge Dr	Stuart	34997	584	13376	169	Yes	No	A
Treasure Coast	Martin	SpNS	2005											

Martin Special Needs Shelter Spaces:														2233	888
Miami-Dade															
GENERAL POPULATION															
Region	County	Shelter Type	Year Built	Site Name	Building	Street	City	Zip	Risk Capacity (Spaces)	Risk Capacity (Sq Ft)	Planned Usage (Spaces)	EHPA	Pet Friendly	As-Is (A) / Retrofit (R)	
South Florida	Miami-Dade	Gen Pop	1996	AgeNoria S Paschal/Olinda ES	7 Admin / Classroom	5536 NW 21st Ave	Miami	33142	268	5361	899	No	No	A	
South Florida	Miami-Dade	Gen Pop	1976	American HS	4 Classroom	18350 NW 67th Ave	Miami	33015	3181	4646	2558	No	No	A	
South Florida	Miami-Dade	Gen Pop	1976	American HS	1F Admin / Media / Classroom	18350 NW 67th Ave	Miami	33015	2221	27061	0	No	No	A	
South Florida	Miami-Dade	Gen Pop	1976	American HS	1D Art / Classroom	18350 NW 67th Ave	Miami	33015	1567	31347	0	No	No	A	
South Florida	Miami-Dade	Gen Pop	1976	American HS	1 B&E Gym / Auditorium / Classroom	18350 NW 67th Ave	Miami	33015	1353	44424	0	No	No	A	
South Florida	Miami-Dade	Gen Pop	2000	American HS	1 A&C 2 Cafeteria / Science / Classroom	18350 NW 67th Ave	Miami	33015	232	63629	0	No	No	A	
South Florida	Miami-Dade	Gen Pop	2006	Andover MS	5F Cafeteria	121 NE 207th St	Miami Gardens	33179	98	5605	98	No	No	A	
South Florida	Miami-Dade	Gen Pop	2006	Andover MS	4B Classroom	121 NE 207th St	Miami Gardens	33179	66	3743	66	No	No	A	
South Florida	Miami-Dade	Gen Pop	2006	Andover MS	3D West Part Classroom	121 NE 207th St	Miami Gardens	33179	276	4138	276	No	No	A	
South Florida	Miami-Dade	Gen Pop	2006	Andover MS	3D South Part Classroom	121 NE 207th St	Miami Gardens	33179	217	2644	217	No	No	A	
South Florida	Miami-Dade	Gen Pop	2006	Andover MS	3D East Part Classroom	121 NE 207th St	Miami Gardens	33179	276	5528	276	No	No	A	
South Florida	Miami-Dade	Gen Pop	2006	Andover MS	2C South Part Classroom	121 NE 207th St	Miami Gardens	33179	132	4339	132	No	No	A	
South Florida	Miami-Dade	Gen Pop	2006	Andover MS	2C North Part Classroom	121 NE 207th St	Miami Gardens	33179	207	5520	207	No	No	A	
South Florida	Miami-Dade	Gen Pop	2006	Andover MS	2C East Part Classroom	121 NE 207th St	Miami Gardens	33179	187	1328	187	No	No	A	
South Florida	Miami-Dade	Gen Pop	2006	Andover MS	1A Admin / Media	121 NE 207th St	Miami Gardens	33179	280	1957	280	No	No	A	
South Florida	Miami-Dade	Gen Pop	1994	Barbara Goleman HS	12 Classroom	14100 NW 89th Ave	Miami Lakes	33018	2532	6642	2532	No	No	A	
South Florida	Miami-Dade	Gen Pop	1994	Barbara Goleman HS	9 PE / Science / Classroom	14100 NW 89th Ave	Miami Lakes	33018	466	10361	466	No	No	A	
South Florida	Miami-Dade	Gen Pop	1994	Barbara Goleman HS	8 Classroom	14100 NW 89th Ave	Miami Lakes	33018	536	10640	536	No	No	A	
South Florida	Miami-Dade	Gen Pop	1994	Barbara Goleman HS	5 Classroom	14100 NW 89th Ave	Miami Lakes	33018	324	6471	324	No	No	A	
South Florida	Miami-Dade	Gen Pop	1994	Barbara Goleman HS	4 Classroom	14100 NW 89th Ave	Miami Lakes	33018	517	10717	517	No	No	A	
South Florida	Miami-Dade	Gen Pop	1994	Barbara Goleman HS	3 Auditorium	14100 NW 89th Ave	Miami Lakes	33018	508	9315	508	No	No	A	
South Florida	Miami-Dade	Gen Pop	2003	Barbara Goleman HS	1 Classroom	14100 NW 89th Ave	Miami Lakes	33018	332	50647	332	No	No	A	
South Florida	Miami-Dade	Gen Pop	1984	Ben Sheppard ES	10 Classroom	5700 W 24th Ave	Hialeah	33016	101	7975	101	No	No	A	
South Florida	Miami-Dade	Gen Pop	1984	Ben Sheppard ES	8 Classroom	5700 W 24th Ave	Hialeah	33016	205	2004	205	No	No	A	
South Florida	Miami-Dade	Gen Pop	1984	Ben Sheppard ES	7 Classroom	5700 W 24th Ave	Hialeah	33016	106	4008	106	No	No	A	
South Florida	Miami-Dade	Gen Pop	1984	Ben Sheppard ES	6 Cafeteria	5700 W 24th Ave	Hialeah	33016	200	1847	200	No	No	A	
South Florida	Miami-Dade	Gen Pop	1984	Ben Sheppard ES	5 Classroom	5700 W 24th Ave	Hialeah	33016	92	4008	92	No	No	A	
South Florida	Miami-Dade	Gen Pop	1984	Ben Sheppard ES	4 Classroom	5700 W 24th Ave	Hialeah	33016	200	2117	200	No	No	A	
South Florida	Miami-Dade	Gen Pop	1984	Ben Sheppard ES	3 Art / Classroom	5700 W 24th Ave	Hialeah	33016	100	4093	100	No	No	A	
South Florida	Miami-Dade	Gen Pop	1997	Ben Sheppard ES	2 Classroom	5700 W 24th Ave	Hialeah	33016	399	2013	399	No	No	A	
South Florida	Miami-Dade	Gen Pop	2002	Bob Graham Education Center	8 Admin / Cafeteria / Classroom	15901 NW 79th Ave	Miami Lakes	33016	955	19096	85	Yes	No	A	
South Florida	Miami-Dade	Gen Pop	2002	Bob Graham Education Center	10 Classroom	15901 NW 79th Ave	Miami Lakes	33016	189	6577	189	No	No	A	
South Florida	Miami-Dade	Gen Pop	2002	Bob Graham Education Center	95F Classroom	15901 NW 79th Ave	Miami Lakes	33016	220	6080	220	No	No	A	
South Florida	Miami-Dade	Gen Pop	2002	Bob Graham Education Center	9ND Admin / Classroom	15901 NW 79th Ave	Miami Lakes	33016	191	3515	191	No	No	A	
South Florida	Miami-Dade	Gen Pop	2002	Bob Graham Education Center	9NC Admin / Classroom	15901 NW 79th Ave	Miami Lakes	33016	220	6157	220	No	No	A	
South Florida	Miami-Dade	Gen Pop	2002	Bob Graham Education Center	6 Cafeteria	15901 NW 79th Ave	Miami Lakes	33016	220	3626	220	No	No	A	
South Florida	Miami-Dade	Gen Pop	2002	Bob Graham Education Center	5W Classroom	15901 NW 79th Ave	Miami Lakes	33016	181	4395	181	No	No	A	
South Florida	Miami-Dade	Gen Pop	2003	Bob Graham Education Center	5E Classroom	15901 NW 79th Ave	Miami Lakes	33016	955	1695	955	Yes	No	A	
South Florida	Miami-Dade	Gen Pop	2011	Bob Graham Education Center	4S Classroom	15901 NW 79th Ave	Miami Lakes	33016	308	4395	308	No	No	A	
South Florida	Miami-Dade	Gen Pop	2011	Bob Graham Education Center	4N Classroom	15901 NW 79th Ave	Miami Lakes	33016	176	3825	176	No	No	A	
South Florida	Miami-Dade	Gen Pop	2011	Bob Graham Education Center	3W Classroom	15901 NW 79th Ave	Miami Lakes	33016	304	4395	304	No	No	A	
South Florida	Miami-Dade	Gen Pop	2003	Bob Graham Education Center	3E Classroom / ESE	15901 NW 79th Ave	Miami Lakes	33016	329	3780	329	No	No	A	
South Florida	Miami-Dade	Gen Pop	2003	Bob Graham Education Center PLC	12 Classroom	8875 NW 143 St	Miami Lakes	33018	352	6994	350	No	No	A	
South Florida	Miami-Dade	Gen Pop	1986	Booker T. Washington HS	14 Classroom	1200 NW 6th Ave	Miami	33136	794	30838	794	No	No	A	
South Florida	Miami-Dade	Gen Pop	2001	Booker T. Washington HS	13 Auditorium	1200 NW 6th Ave	Miami	33136	271	5415	271	No	No	A	
South Florida	Miami-Dade	Gen Pop	2003	Brentwood ES Center	4 Cafeteria / Classroom	3111 NW 191st St	Miami Gardens	33056	219	4376	865	No	No	A	
South Florida	Miami-Dade	Gen Pop	1994	Charles R Drew K-8	6 Art / Classroom	1705 NW 60th St	Miami	33142	398	7966	398	No	No	A	
South Florida	Miami-Dade	Gen Pop	1975	Citrus Grove MS	2 Classroom	2153 NW 3rd St	Miami	33125	2251	26565	1700	No	No	A	
South Florida	Miami-Dade	Gen Pop	2006	Citrus Grove MS	1 Admin / Auditorium / Cafeteria / Classroom	2153 NW 3rd St	Miami	33125	1328	45021	1328	No	No	A	
South Florida	Miami-Dade	Gen Pop	2005	Country Club MS	3A Classroom / Gym	18305 NW 75th Pl	Miami	33015	1920	31790	447	Yes	No	A	
South Florida	Miami-Dade	Gen Pop	2005	Country Club MS	3B Classroom / Media	18305 NW 75th Pl	Miami	33015	770	15401	289	Yes	No	A	
South Florida	Miami-Dade	Gen Pop	2005	Country Club MS	2 Cafeteria / Classroom	18305 NW 75th Pl	Miami	33015	1590	8945	2089	No	No	A	
South Florida	Miami-Dade	Gen Pop	2005	Country Club MS	1 Admin / Classroom	18305 NW 75th Pl	Miami	33015	770	5789	2089	No	No	A	
South Florida	Miami-Dade	Gen Pop	1995	Dante Fascell ES	4 Classroom	15625 SW 80th St	Miami	33193	246	9440	246	No	No	A	
South Florida	Miami-Dade	Gen Pop	1995	Dante Fascell ES	3 Classroom	15625 SW 80th St	Miami	33193	494	8200	494	No	No	A	
South Florida	Miami-Dade	Gen Pop	1995	Dante Fascell ES	2 Classroom	15625 SW 80th St	Miami	33193	410	9875	410	No	No	A	
South Florida	Miami-Dade	Gen Pop	1995	Dante Fascell ES	1 Admin / Cafeteria / Art / Classroom	15625 SW 80th St	Miami	33193	472	4926	472	No	No	A	
South Florida	Miami-Dade	Gen Pop	2000	Dr Carlos J Finlay ES	4 Classroom	851 SW 117th Ave	Miami	33184	305	6687	1407	No	No	A	
South Florida	Miami-Dade	Gen Pop	2000	Dr Carlos J Finlay ES	3 Cafeteria	851 SW 117th Ave	Miami	33184	278	5554	278	No	No	A	
South Florida	Miami-Dade	Gen Pop	2000	Dr Carlos J Finlay ES	1 Classroom	851 SW 117th Ave	Miami	33184	334	6107	334	No	No	A	
South Florida	Miami-Dade	Gen Pop	1996	Dr Michael M Krop HS	2 (area A3A) Classroom	1410 NE 215th St	Miami	33179	361	30926	361	No	Yes	A	
South Florida	Miami-Dade	Gen Pop	1996	Dr Michael M Krop HS	3 (area F3B) Auditorium, Classroom	1410 NE 215th St	Miami	33179	1546	7220	1546	No	Yes	A	
South Florida	Miami-Dade	Gen Pop	1996	Dr Michael M Krop HS	3 (area F3A) Classroom	1410 NE 215th St	Miami	33179	1197	3668	1197	No	Yes	A	
South Florida	Miami-Dade	Gen Pop	1996	Dr Michael M Krop HS	3 (area E3) Cafeteria	1410 NE 215th St	Miami	33179	1029	5670	1029	No	Yes	A	
South Florida	Miami-Dade	Gen Pop	1996	Dr Michael M Krop HS	1 (area G3A) Admin / Classroom	1410 NE 215th St	Miami	33179	417	1040	417	No	No	A	
South Florida	Miami-Dade	Gen Pop	1996	Dr Michael M Krop HS	3 (area D3B) Classroom	1410 NE 215th St	Miami	33179	739	1376	739	No	No	A	
South Florida	Miami-Dade	Gen Pop	1996	Dr Michael M Krop HS	3 (area D3A) Gym	1410 NE 215th St	Miami	33179	69	14780	69	No	No	A	
South Florida	Miami-Dade	Gen Pop	1996	Dr Michael M Krop HS	2 (area A3C) Classroom	1410 NE 215th St	Miami	33179	284	20572	284	No	No	A	
South Florida	Miami-Dade	Gen Pop	1996	Dr Michael M Krop HS	2 (area A3B) Classroom	1410 NE 215th St	Miami	33179	183	23939	183	No	Yes	A	
South Florida	Miami-Dade	Gen Pop	1996	Dr Michael M Krop HS	3 (area F3C) Classroom / Music / Multipurpose	1410 NE 215th St	Miami	33179	52	8345	52	No	No	A	
South Florida	Miami-Dade	Gen Pop	1998	E. Darwin Fuchs Pavillion	16	10901 SW 24th St	Miami	33165	2109	42189	0	No	Yes	A	
South Florida	Miami-Dade	Gen Pop	2011	Florida International University	Rec Complex 2nd Floor	1180 SW 113th Ave	Miami	33174	544	5443	0	No	No	A	
South Florida	Miami-Dade	Gen Pop	1982	Hammocks MS	6 Gym / Classroom	9889 Hammocks Blvd	Miami	33196	2088	1310	2088	No	No	A	
South Florida	Miami-Dade	Gen Pop	1982	Hammocks MS	4 Cafeteria / PE	9889 Hammocks Blvd	Miami	33196	170	3403	170	No	No	A	
South Florida	Miami-Dade	Gen Pop	1982	Hammocks MS	1 Admin / Classroom	9889 Hammocks Blvd	Miami	33196	66	41754	66	No	No	A	
South Florida	Miami-Dade	Gen Pop	1984	Joe Hall ES	8 Classroom	1901 SW 134th Ave	Miami	33175	101	2028	101	No	No	A	
South Florida	Miami-Dade	Gen Pop	1984	Joe Hall ES	7 Classroom	1901 SW 134th Ave	Miami	33175	92	4629	92	No	No	A	
South Florida	Miami-Dade	Gen Pop	1984	Joe Hall ES	6 Cafeteria	1901 SW 134th Ave	Miami	33175	190	2028	190	No	No	A	
South Florida	Miami-Dade	Gen Pop	1984	Joe Hall ES	5 Classroom	1901 SW 134th Ave	Miami	33175	231	4629	231	No	No	A	
South Florida	Miami-Dade	Gen Pop	1984	Joe Hall ES	4 Classroom	1901 SW 134th Ave	Miami	33175	101	3803	101	No	No	A	
South Florida	Miami-Dade	Gen Pop	1984	Joe Hall ES	3 Cafeteria	1901 SW 134th Ave	Miami	33175	231	1847	231	No	No	A	
South Florida	Miami-Dade	Gen Pop	1984	Joe Hall ES	2 Classroom	1901 SW 134th Ave	Miami	33175	101	2028	101	No	No	A	
South Florida	Miami-Dade	Gen Pop	1998	John I Smith MS	2C Multipurpose	5005 NW 112th Ave	Doral	33178	738	2112	738	No	No	R	
South Florida	Miami-Dade	Gen Pop	1998	John I Smith MS	2B Cafeteria / Music	5005 NW 112th Ave	Doral	33178	1214	6892	1214	No	No	R	
South Florida	Miami-Dade	Gen Pop	1998	John I Smith MS	2A Auditorium / Media	5005 NW 112th Ave	Miami	33178	265	5306	265	No	No	R	
South Florida	Miami-Dade	Gen Pop	1998	John I Smith MS	1B Admin / Classroom	5005 NW 112th Ave	Miami	33178	345	24271	345	No	No	A	
South Florida	Miami-Dade	Gen Pop	1998	John I Smith MS	1A Classroom	5005 NW 112th Ave	Miami	33178	106	14754	106	No	No	A	
South Florida	Miami-Dade	Gen Pop	1967	Kelsey L Pharr ES	5 Classroom	2000 NW 46th St	Miami	33142	453	915	453	No	No	A	
South Florida	Miami-Dade	Gen Pop	2001	Kelsey L Pharr ES	1 Classroom	2000 NW 46th St	Miami	33142	46	9064	46	No	No	A	
South Florida	Miami-Dade	Gen Pop	1999	Kinloch Park MS	8 Admin / Dining / Classroom	4340 NW 3rd St	Miami	33126	717	14335	717	No	No	A	

South Florida	Miami-Dade	Gen Pop	2005	Lawton Chiles MS	2B Classroom	8190 NW 197th St	Miami	33015	466	9314	392	Yes	No	A
South Florida	Miami-Dade	Gen Pop	1998	Lawton Chiles MS	2C Classroom	8190 NW 197th St	Miami	33015	1240	24808	322	Yes	No	A
South Florida	Miami-Dade	Gen Pop	1998	Lawton Chiles MS	1 Multipurpose	8190 NW 197th St	Miami	33015	33	14060	32	No	No	R
South Florida	Miami-Dade	Gen Pop	1998	Lawton Chiles MS	4 Classroom	8190 NW 197th St	Miami	33015	466	7842	466	Yes	No	A
South Florida	Miami-Dade	Gen Pop	1998	Lawton Chiles MS	3F South Cafeteria	8190 NW 197th St	Miami	33015	1240	6439	1240	Yes	No	A
South Florida	Miami-Dade	Gen Pop	1998	Lawton Chiles MS	3F North Auditorium	8190 NW 197th St	Miami	33015	83	6384	83	No	No	A
South Florida	Miami-Dade	Gen Pop	1998	Lawton Chiles MS	3D South Gym	8190 NW 197th St	Miami	33015	319	1666	319	No	No	A
South Florida	Miami-Dade	Gen Pop	1990	Marjory Stoneman Douglas ES	13 Multipurpose / Cafeteria	11901 SW 2nd St	Miami	33184	88	1915	88	No	No	A
South Florida	Miami-Dade	Gen Pop	1990	Marjory Stoneman Douglas ES	12 ESE Classroom	11901 SW 2nd St	Miami	33184	294	1915	294	No	No	A
South Florida	Miami-Dade	Gen Pop	1990	Marjory Stoneman Douglas ES	11 ESE Classroom	11901 SW 2nd St	Miami	33184	46	11370	46	No	No	A
South Florida	Miami-Dade	Gen Pop	1990	Marjory Stoneman Douglas ES	10 Classroom / Media	11901 SW 2nd St	Miami	33184	179	6232	179	No	No	A
South Florida	Miami-Dade	Gen Pop	1990	Marjory Stoneman Douglas ES	9 Classroom	11901 SW 2nd St	Miami	33184	155	6595	155	No	No	A
South Florida	Miami-Dade	Gen Pop	1990	Marjory Stoneman Douglas ES	8 ESE Classroom	11901 SW 2nd St	Miami	33184	58	1163	58	No	No	A
South Florida	Miami-Dade	Gen Pop	1990	Marjory Stoneman Douglas ES	7 ESE Classroom	11901 SW 2nd St	Miami	33184	330	3099	330	No	No	A
South Florida	Miami-Dade	Gen Pop	1990	Marjory Stoneman Douglas ES	5 Cafeteria	11901 SW 2nd St	Miami	33184	312	3588	312	No	No	A
South Florida	Miami-Dade	Gen Pop	2007	Marjory Stoneman Douglas ES	4 Classroom	11901 SW 2nd St	Miami	33184	569	927	569	No	No	A
South Florida	Miami-Dade	Gen Pop	2007	Marjory Stoneman Douglas ES	3 Classroom	11901 SW 2nd St	Miami	33184	96	5881	96	No	No	A
South Florida	Miami-Dade	Gen Pop	2007	Marjory Stoneman Douglas ES	1, 2, 9 Admin / Clinic / ESE / Classroom	11901 SW 2nd St	Miami	33184	96	1767	96	No	No	A
South Florida	Miami-Dade	Gen Pop	2008	Miami Carol City HS	4C Cafeteria	3301 Miami Gardens Dr	Miami Gardens	33056	605	12106	337	Yes	No	A
South Florida	Miami-Dade	Gen Pop	1962	Miami Carol City HS	4B Music / Classroom	3301 Miami Gardens Dr	Miami Gardens	33056	1131	5523	1131	Yes	No	A
South Florida	Miami-Dade	Gen Pop	1962	Miami Carol City HS	4A Auditorium	3301 Miami Gardens Dr	Miami Gardens	33056	190	8080	190	Yes	No	A
South Florida	Miami-Dade	Gen Pop	2003	Miami Carol City HS	3B Classroom	3301 Miami Gardens Dr	Miami Gardens	33056	404	3806	404	Yes	No	A
South Florida	Miami-Dade	Gen Pop	2003	Miami Carol City HS	3A Gym	3301 Miami Gardens Dr	Miami Gardens	33056	276	22615	276	Yes	No	A
South Florida	Miami-Dade	Gen Pop	2003	Miami Carol City HS	1D Voc Classroom	3301 Miami Gardens Dr	Miami Gardens	33056	605	6734	605	Yes	No	A
South Florida	Miami-Dade	Gen Pop	1962	Miami Carol City HS	1C Classroom / Art / Science	3301 Miami Gardens Dr	Miami Gardens	33056	102	19972	102	No	No	A
South Florida	Miami-Dade	Gen Pop	1990	Miami Carol City HS	1B Admin / Media / Classroom	3301 Miami Gardens Dr	Miami Gardens	33056	1129	6140	9	No	No	A
South Florida	Miami-Dade	Gen Pop	1990	Miami Carol City HS	1A Admin / Media / Classroom	3301 Miami Gardens Dr	Miami Gardens	33056	485	10406	485	No	No	A
South Florida	Miami-Dade	Gen Pop	1962	Miami Carol City HS	7 Admin / ESE	3301 Miami Gardens Dr	Miami Gardens	33056	520	9700	520	No	No	A
South Florida	Miami-Dade	Gen Pop	1962	Miami Carol City HS	6 Classroom	3301 Miami Gardens Dr	Miami Gardens	33056	307	27576	307	No	No	A
South Florida	Miami-Dade	Gen Pop	1962	Miami Carol City HS	5 Voc Classroom	3301 Miami Gardens Dr	Miami Gardens	33056	999	2038	999	No	No	A
South Florida	Miami-Dade	Gen Pop	1994	Miami Northwestern HS	1G Gym	1100 NW 71st St	Miami	33150	211	14927	2420	No	No	A
South Florida	Miami-Dade	Gen Pop	1994	Miami Northwestern HS	1C Cafeteria / Classroom	1100 NW 71st St	Miami	33150	489	9779	489	No	No	A
South Florida	Miami-Dade	Gen Pop	1994	Miami Northwestern HS	1A Auditorium	1100 NW 71st St	Miami	33150	746	4216	746	No	No	A
South Florida	Miami-Dade	Gen Pop	2005	North Miami Beach HS	7 Classroom	1247 NE 167th St	Miami	33162	800	15997	3152	No	Yes	A
South Florida	Miami-Dade	Gen Pop	2007	North Miami HS	13110 NE 8th Ave	North Miami	33161	412	8230	412	No	No	A	
South Florida	Miami-Dade	Gen Pop	2006	North Miami MS	2 Cafeteria	700 NE 137th St	North Miami	33161	361	9841	361	No	No	A
South Florida	Miami-Dade	Gen Pop	2006	North Miami MS	1 Classroom	700 NE 137th St	North Miami	33161	492	7222	492	No	No	A
South Florida	Miami-Dade	Gen Pop	1991	Norwood ES	6 Cafeteria	19810 NW 14th Ct	Miami	33169	122	3085	122	No	No	A
South Florida	Miami-Dade	Gen Pop	1991	Norwood ES	4 Classroom	19810 NW 14th Ct	Miami	33169	154	2434	154	No	No	A
South Florida	Miami-Dade	Gen Pop	1990	Orchard Villa ES	1 Main	5720 NW 13th Ave	Miami	33142	801	16011	1179	No	No	A
South Florida	Miami-Dade	Gen Pop	2006	Palm Lakes ES	5 Classroom	7450 W 16th Ave	Hialeah	33014	817	16332	649	No	No	A
South Florida	Miami-Dade	Gen Pop	2007	Palm Springs North ES	7 Classroom	17615 NW 82nd Ave	Hialeah	33015	204	8124	204	No	No	A
South Florida	Miami-Dade	Gen Pop	1995	Palm Springs North ES	5 Classroom	17615 NW 82nd Ave	Hialeah	33015	126	2514	126	No	No	A
South Florida	Miami-Dade	Gen Pop	1998	Palm Springs North ES	4 Classroom	17615 NW 82nd Ave	Hialeah	33015	406	4076	406	No	No	A
South Florida	Miami-Dade	Gen Pop	1999	Richmond Heights MS	3 Classroom	15015 SW 103rd Ave	Miami	33176	729	14583	729	No	No	A
South Florida	Miami-Dade	Gen Pop	2000	Robert Morgan Educational Center	18 Cafeteria	18180 SW 122nd Ave	Miami	33177	619	10379	619	No	No	A
South Florida	Miami-Dade	Gen Pop	2000	Robert Morgan Educational Center	17 Gym	18180 SW 122nd Ave	Miami	33177	557	17377	557	No	No	A
South Florida	Miami-Dade	Gen Pop	2000	Robert Morgan Educational Center	16 Classroom	18180 SW 122nd Ave	Miami	33177	869	11136	869	Yes	No	A
South Florida	Miami-Dade	Gen Pop	2000	Robert Morgan Educational Center	15 Classroom	18180 SW 122nd Ave	Miami	33177	519	12385	1000	Yes	No	A
South Florida	Miami-Dade	Gen Pop	2003	Ronald Reagan HS	4 Auditorium	8600 NW 107th Ave	Doral	33178	1023	13655	1023	No	Yes	A
South Florida	Miami-Dade	Gen Pop	2003	Ronald Reagan HS	3 Cafeteria	8600 NW 107th Ave	Doral	33178	704	13574	704	No	No	A
South Florida	Miami-Dade	Gen Pop	2003	Ronald Reagan HS	2 Gym / Classroom	8600 NW 107th Ave	Doral	33178	901	25159	901	No	No	A
South Florida	Miami-Dade	Gen Pop	2003	Ronald Reagan HS	1C Classroom / Art / Science	8600 NW 107th Ave	Doral	33178	1258	18012	1258	Yes	No	A
South Florida	Miami-Dade	Gen Pop	2003	Ronald Reagan HS	1B Admin / Classroom	8600 NW 107th Ave	Doral	33178	679	14077	679	Yes	No	A
South Florida	Miami-Dade	Gen Pop	2003	Ronald Reagan HS	1A Classroom / Art	8600 NW 107th Ave	Doral	33178	683	20455	683	No	No	A
South Florida	Miami-Dade	Gen Pop	2006	Shenandoah ES	3 Classroom	1023 SW 21st Ave	Miami	33135	911	18221	500	No	No	A
South Florida	Miami-Dade	Gen Pop	1984	Stirrup ES	8 Classroom	330 NW 97th Ave	Miami	33172	99	1988	99	No	No	A
South Florida	Miami-Dade	Gen Pop	1984	Stirrup ES	7 Classroom	330 NW 97th Ave	Miami	33172	193	4540	193	No	No	A
South Florida	Miami-Dade	Gen Pop	1984	Stirrup ES	6 Cafeteria	330 NW 97th Ave	Miami	33172	99	1847	99	No	No	A
South Florida	Miami-Dade	Gen Pop	1984	Stirrup ES	5 Classroom	330 NW 97th Ave	Miami	33172	227	4540	227	No	No	A
South Florida	Miami-Dade	Gen Pop	1984	Stirrup ES	4 Classroom	330 NW 97th Ave	Miami	33172	92	1988	92	No	No	A
South Florida	Miami-Dade	Gen Pop	1984	Stirrup ES	3 Art Classroom	330 NW 97th Ave	Miami	33172	227	3861	227	No	No	A
South Florida	Miami-Dade	Gen Pop	1984	Stirrup ES	2 Classroom	330 NW 97th Ave	Miami	33172	99	1988	99	No	No	A
South Florida	Miami-Dade	Gen Pop	1991	Van Blanton ES	3 Classroom	10327 NW 11th Ave	Miami	33150	98	1960	98	No	No	A

Miami-Dade General Population Shelter Spaces: 79632 74586

**SPECIAL NEEDS**

Region	County	Shelter Type	Year Built	Site Name	Building	Street	City	Zip	Risk Capacity (Spaces)	Risk Capacity (Sq Ft)	Planned Usage (Spaces)	EHPA	Pet Friendly	As-Is (A) / Retrofit (R)
South Florida	Miami-Dade	SpNS	2001	Booker T. Washington HS	12a Gym	1200 NW 6th Ave	Miami	33136	514	15876	1028	Yes	No	A
South Florida	Miami-Dade	SpNS	1985	Jose Marti MAST Academy (6-12)	1 Admin	5701 W 24th Ave	Hialeah	33016	20	38725	59	No	No	A
South Florida	Miami-Dade	SpNS	1985	Jose Marti MAST Academy (6-12)	4 Cafeteria / Gym	5701 W 24th Ave	Hialeah	33016	56	3381	169	No	No	A
South Florida	Miami-Dade	SpNS	1985	Jose Marti MAST Academy (6-12)	6 Tech Lab	5701 W 24th Ave	Hialeah	33016	645	1173	1936	No	No	A
South Florida	Miami-Dade	SpNS	1992	Miami Edison HS	Multiple buildings	6161 NW 5th Ct	Miami	33127	247	14795	740	No	No	R
South Florida	Miami-Dade	SpNS	2004	Miami Jackson HS	Multiple buildings	1751 NW 36th St	Miami	33142	565	33900	0	No	No	A
South Florida	Miami-Dade	SpNS	1985	Ruben Dario MS	1 Admin / Classroom	350 NW 97th Ave	Miami	33172	53	44522	250	No	No	A
South Florida	Miami-Dade	SpNS	1985	Ruben Dario MS	2 Cafeteria	350 NW 97th Ave	Miami	33172	742	3209	250	No	No	A

Miami-Dade Special Needs Shelter Spaces: 2842 4432

**Monroe**

**GENERAL POPULATION**

Region	County	Shelter Type	Year Built	Site Name	Building	Street	City	Zip	Risk Capacity (Spaces)	Risk Capacity (Sq Ft)	Planned Usage (Spaces)	EHPA	Pet Friendly	As-Is (A) / Retrofit (R)
South Florida	Monroe	Gen Pop	2017	Florida International University	Arena Lobby / Prefunction	11290 SW 12th St	Miami	33199	511	10875	511	No	Yes	A

Monroe General Population Shelter Spaces: 511 511

**SPECIAL NEEDS**

Region	County	Shelter Type	Year Built	Site Name	Building	Street	City	Zip	Risk Capacity (Spaces)	Risk Capacity (Sq Ft)	Planned Usage (Spaces)	EHPA	Pet Friendly	As-Is (A) / Retrofit (R)
South Florida	Monroe	SpNS	2017	Florida International University	Rec Complex 1st Floor	11290 SW 12th St	Miami	33199	91	10220	91	No	Yes	A

Monroe Special Needs Shelter Spaces: 91 91

Nassau														
GENERAL POPULATION														
Region	County	Shelter Type	Year Built	Site Name	Building	Street	City	Zip	Risk Capacity (Spaces)	Risk Capacity (Sq Ft)	Planned Usage (Spaces)	EHPA	Pet Friendly	As-Is (A) / Retrofit (R)
Northeast Florida	Nassau	Gen Pop	1976	Callahan Intermediate (3-5)	1 Admin / Cafeteria	34586 Ball Park Rd	Callahan	32011	327	5694	326	No	Yes	R
Northeast Florida	Nassau	Gen Pop	1982	Callahan MS	15 Cafeteria	450121 Old Dixie Hwy	Callahan	32011	528	7952	311	Yes	Yes	A
Northeast Florida	Nassau	Gen Pop	1976	Hilliard Elementary School	1/ Main	27568 Ohio Street	Hilliard	32046	323	6466	0	No	Yes	A
Northeast Florida	Nassau	Gen Pop	2001	West Nassau High School	6/ Cafeteria	1 Warrior Drive	Callahan	32011	447	8938	0	Yes	Yes	A
Northeast Florida	Nassau	Gen Pop	1996	Yulee ES (3-5)	9 Cafeteria	86063 Felmor Rd	Yulee	32097	293	5867	185	Yes	Yes	A
Northeast Florida	Nassau	Gen Pop	2005	Yulee HS	6 Dining	85375 Miner Rd	Yulee	32097	775	9209	606	Yes	Yes	A
Northeast Florida	Nassau	Gen Pop	2005	Yulee HS	4 Gym	85375 Miner Rd	Yulee	32097	460	15494	359	Yes	Yes	A
Northeast Florida	Nassau	Gen Pop	2003	Yulee MS	6 Gym	85439 Miner Rd	Yulee	32097	267	13485	267	Yes	Yes	A
Northeast Florida	Nassau	Gen Pop	2003	Yulee MS	5 Classroom	85439 Miner Rd	Yulee	32097	124	6260	123	Yes	Yes	A
Northeast Florida	Nassau	Gen Pop	2003	Yulee MS	4 Music	85439 Miner Rd	Yulee	32097	313	2472	313	Yes	Yes	A
Northeast Florida	Nassau	Gen Pop	2003	Yulee MS	3 Cafeteria	85439 Miner Rd	Yulee	32097	674	5343	674	Yes	Yes	A
<b>Nassau General Population Shelter Spaces:</b>									<b>4531</b>		<b>3164</b>			

SPECIAL NEEDS														
Region	County	Shelter Type	Year Built	Site Name	Building	Street	City	Zip	Risk Capacity (Spaces)	Risk Capacity (Sq Ft)	Planned Usage (Spaces)	EHPA	Pet Friendly	As-Is (A) / Retrofit (R)
Northeast Florida	Nassau	SpNS	2001	Hilliard Middle-Sr High School	15/ Cafeteria	One Flashes Avenue	Hilliard	32046	146	8765	0	Yes	No	A
Northeast Florida	Nassau	SpNS	2017	Wildlight ES	1 Admin / Art	550 Curiosity Ave	Yulee	32097	100	3143	0	Yes	Yes	A
Northeast Florida	Nassau	SpNS	2017	Wildlight ES	2 Cafeteria	550 Curiosity Ave	Yulee	32097	52	6027	0	Yes	Yes	A
<b>Nassau Special Needs Shelter Spaces:</b>									<b>298</b>		<b>0</b>			

Okaloosa														
GENERAL POPULATION														
Region	County	Shelter Type	Year Built	Site Name	Building	Street	City	Zip	Risk Capacity (Spaces)	Risk Capacity (Sq Ft)	Planned Usage (Spaces)	EHPA	Pet Friendly	As-Is (A) / Retrofit (R)
Emerald Coast	Okaloosa	Gen Pop	1997	Antioch ES	1 Main	4700 Whitehurst Ln	Crestview	32536	1303	26058	1737	No	Yes	R
Emerald Coast	Okaloosa	Gen Pop	1992	Baker School	17 Classroom	1369 14th St	Baker	32531	56	4555	56	No	No	R
Emerald Coast	Okaloosa	Gen Pop	1954	Baker School	18 Auditorium	1369 14th St	Baker	32531	51	6052	51	No	No	R
Emerald Coast	Okaloosa	Gen Pop	1996	Baker School	15 Classroom	1369 14th St	Baker	32531	228	1127	228	No	No	R
Emerald Coast	Okaloosa	Gen Pop	1996	Baker School	8 Classroom	1369 14th St	Baker	32531	303	1026	103	No	No	R
Emerald Coast	Okaloosa	Gen Pop	1997	Choctawhatchee HS	1 ESE Classroom	110 Racetrack Road NW	Fort Walton Beach	32547	326	6525	435	No	No	R
Emerald Coast	Okaloosa	Gen Pop	1997	Crestview HS	11 Classroom	1304 N Ferdon Blvd	Crestview	32536	304	6080	304	No	No	R
Emerald Coast	Okaloosa	Gen Pop	1997	Davidson MS	1A Main	6261 Old Bethel Rd	Crestview	32536	2305	4920	3267	No	Yes	R
Emerald Coast	Okaloosa	Gen Pop	1998	Kenwood ES	10 Classroom	15 Eagle Street NE	Fort Walton Beach	32547	350	7004	467	No	No	R
Emerald Coast	Okaloosa	Gen Pop	1997	Laurel Hill HS	8 Classroom	8078 4th St	Laurel Hill	32567	115	2294	115	No	No	R
Emerald Coast	Okaloosa	Gen Pop	2008	Riverside ES	Wing G 600 Classroom	3400 Redstone Ave	Crestview	32539	508	6856	508	No	No	A
Emerald Coast	Okaloosa	Gen Pop	2008	Riverside ES	Wing F 500 Classroom	3400 Redstone Ave	Crestview	32539	270	5955	270	No	No	A
Emerald Coast	Okaloosa	Gen Pop	2008	Riverside ES	Wing D 300 Classroom	3400 Redstone Ave	Crestview	32539	270	5396	270	No	No	A
Emerald Coast	Okaloosa	Gen Pop	2008	Riverside ES	Wing C 200 Classroom	3400 Redstone Ave	Crestview	32539	298	5396	298	No	No	A
Emerald Coast	Okaloosa	Gen Pop	2008	Riverside ES	Wings A-B Cafeteria / Media	3400 Redstone Ave	Crestview	32539	343	10151	343	No	No	A
Emerald Coast	Okaloosa	Gen Pop	2008	Riverside ES	Wing E 400 Classroom	3400 Redstone Ave	Crestview	32539	270	5396	270	No	No	A
Emerald Coast	Okaloosa	Gen Pop	2007	Shoal River MS	Wing D 8th grade	3200 Redstone Ave	Crestview	32539	930	8131	930	No	No	A
Emerald Coast	Okaloosa	Gen Pop	2007	Shoal River MS	1 ESE / Cafeteria	3200 Redstone Ave	Crestview	32539	407	18595	407	No	No	A
Emerald Coast	Okaloosa	Gen Pop	2007	Shoal River MS	Wing A Gym	3200 Redstone Ave	Crestview	32539	369	12568	369	No	No	A
Emerald Coast	Okaloosa	Gen Pop	2007	Shoal River MS	Wing B 6th grade	3200 Redstone Ave	Crestview	32539	406	8118	406	No	No	A
Emerald Coast	Okaloosa	Gen Pop	2007	Shoal River MS	Wing C 7th grade	3200 Redstone Ave	Crestview	32539	628	7386	628	No	No	A
<b>Okaloosa General Population Shelter Spaces:</b>									<b>10040</b>		<b>11462</b>			

SPECIAL NEEDS														
Region	County	Shelter Type	Year Built	Site Name	Building	Street	City	Zip	Risk Capacity (Spaces)	Risk Capacity (Sq Ft)	Planned Usage (Spaces)	EHPA	Pet Friendly	As-Is (A) / Retrofit (R)
Emerald Coast	Okaloosa	SpNS	1997	Davidson MS	1 Main	6261 Old Bethel Rd	Crestview	32536	82	46100	82	No	Yes	R
<b>Okaloosa Special Needs Shelter Spaces:</b>									<b>82</b>		<b>82</b>			

Okeechobee														
GENERAL POPULATION														
Region	County	Shelter Type	Year Built	Site Name	Building	Street	City	Zip	Risk Capacity (Spaces)	Risk Capacity (Sq Ft)	Planned Usage (Spaces)	EHPA	Pet Friendly	As-Is (A) / Retrofit (R)
Central Florida	Okeechobee	Gen Pop	2010	Okeechobee Achievement Academy	1 Cafeteria / Classroom	1000 NW 34st	Okeechobee	34972	839	16787	0	No	No	A
Central Florida	Okeechobee	Gen Pop	1996	Osceola MS	2 Classroom	825 SW 28th St	Okeechobee	34974	144	2873	298	Yes	No	R
Central Florida	Okeechobee	Gen Pop	2008	Osceola MS	3 Classroom	826 SW 28th St	Okeechobee	34974	557	2621	0	Yes	No	R
Central Florida	Okeechobee	Gen Pop	1996	Osceola MS	7 Gym	830 SW 28th St	Okeechobee	34974	131	0	298	Yes	No	R
Central Florida	Okeechobee	Gen Pop	1999	South ES	1 E Cafe	2468 SW 7th Ave	Okeechobee	34972	222	4435	1011	Yes	Yes	A
Central Florida	Okeechobee	Gen Pop	1999	South ES	1 W Classroom	2468 SW 7th Ave	Okeechobee	34972	37	741	0	No	Yes	A
Central Florida	Okeechobee	Gen Pop	2000	South ES	3 W Classroom	2468 SW 7th Ave	Okeechobee	34972	85	1709	0	No	Yes	A
<b>Okeechobee General Population Shelter Spaces:</b>									<b>2015</b>		<b>1607</b>			

SPECIAL NEEDS														
Region	County	Shelter Type	Year Built	Site Name	Building	Street	City	Zip	Risk Capacity (Spaces)	Risk Capacity (Sq Ft)	Planned Usage (Spaces)	EHPA	Pet Friendly	As-Is (A) / Retrofit (R)
Central Florida	Okeechobee	SpNS	2008	Indian River State College Okeechobee	Bldg C Conference	2229 NW 9th Ave	Okeechobee	34972	107	6429	0	No	No	A
<b>Okeechobee Special Needs Shelter Spaces:</b>									<b>107</b>		<b>0</b>			

Orange														
GENERAL POPULATION														
Region	County	Shelter Type	Year Built	Site Name	Building	Street	City	Zip	Risk Capacity (Spaces)	Risk Capacity (Sq Ft)	Planned Usage (Spaces)	EHPA	Pet Friendly	As-Is (A) / Retrofit (R)
East Central Florida	Orange	Gen Pop	2010	Apopka HS	700 Cafeteria	555 Martin St	Apopka	32712	645	7874	759	Yes	Yes	A
East Central Florida	Orange	Gen Pop	2009	Apopka HS	300 Gym	555 Martin St	Apopka	32712	374	12895	606	Yes	Yes	A
East Central Florida	Orange	Gen Pop	2006	Avalon MS	4 Cafeteria	13914 Mailer Blvd	Orlando	32828	615	8872	0	Yes	No	A
East Central Florida	Orange	Gen Pop	2006	Avalon MS	3 Gym	13914 Mailer Blvd	Orlando	32828	444	12295	444	Yes	No	A
East Central Florida	Orange	Gen Pop	2007	Baldwin Park ES	1 Cafeteria	1750 Common Way Rd	Orlando	32814	310	6194	310	Yes	No	A
East Central Florida	Orange	Gen Pop	2001	Blankner School	2 Gym	2500 S Mills Ave	Orlando	32806	606	12110	134	Yes	No	A
East Central Florida	Orange	Gen Pop	2001	Blankner School	1 Cafeteria	2500 S Mills Ave	Orlando	32806	606	12110	0	Yes	No	A
East Central Florida	Orange	Gen Pop	2007	Bridgewater MS	4 Cafeteria	5600 Tiny Rd	Winter Garden	34787	613	8954	613	Yes	No	A
East Central Florida	Orange	Gen Pop	2007	Bridgewater MS	3 Gym	5600 Tiny Rd	Winter Garden	34787	448	12251	448	Yes	No	A
East Central Florida	Orange	Gen Pop	2006	Colonial 9th Grade School	8 Gym	7775 Valencia College Ln	Orlando	32807	580	11590	580	Yes	No	A
East Central Florida	Orange	Gen Pop	2009	Conway MS	300 Cafeteria	4600 Anderson Rd	Orlando	32812	396	7920	195	Yes	No	A
East Central Florida	Orange	Gen Pop	1986	Dr. Phillips HS	600 Gym	6500 Turkey Lake Rd	Orlando	32819	710	14190	710	Yes	Yes	R
East Central Florida	Orange	Gen Pop	2011	Edgewater HS	6 Gym	3100 Edgewater Dr	Orlando	32804	384	14731	384	No	Yes	A
East Central Florida	Orange	Gen Pop	2010	Edgewater HS	400 Cafeteria	3100 Edgewater Dr	Orlando	32804	737	7680	566	Yes	Yes	A
East Central Florida	Orange	Gen Pop	2011	Evans HS	300 Cafeteria	4949 Silver Star Rd	Orlando	32808	756	11919	0	Yes	Yes	A
East Central Florida	Orange	Gen Pop	2011	Evans HS	400 Gym	4949 Silver Star Rd	Orlando	32808	596	15126	0	Yes	No	A
East Central Florida	Orange	Gen Pop	2003	Freedom HS	5 Classroom	2500 W Taft Vineland Rd	Orlando	32837	58	3284	0	No	No	A
East Central Florida	Orange	Gen Pop	2003	Freedom HS	6 Classroom	2500 W Taft Vineland Rd	Orlando	32837	164	1162	0	No	No	A
East Central Florida	Orange	Gen Pop	2005	Freedom MS	4 Cafeteria	2850 W Taft Vineland Rd	Orlando	32837	600	9029	600	Yes	No	A
East Central Florida	Orange	Gen Pop	2005	Freedom MS	3 Gym	2850 W Taft Vineland Rd	Orlando	32837	451	11998	451	Yes	No	A
East Central Florida	Orange	Gen Pop	2003	Glenridge MS	5 Cafeteria	2900 Upper Park Rd	Orlando	32814	660	3751	0	Yes	No	A
East Central Florida	Orange	Gen Pop	2003	Glenridge MS	4 Gym	2900 Upper Park Rd	Orlando	32814	188	13204	0	Yes	No	A
East Central Florida	Orange	Gen Pop	2009	Lake Nona HS	3 Gym	12500 Narcoossee Rd	Orlando	32832	458	18999	458	Yes	Yes	A
East Central Florida	Orange	Gen Pop	2009	Lake Nona HS	7 Cafeteria	12500 Narcoossee Rd	Orlando	32832	950	9158	950	Yes	Yes	A
East Central Florida	Orange	Gen Pop	2011	Lake Nona MS	2 Gym	13700 Narcoossee Rd	Orlando	32832	579	11582	0	Yes	No	A
East Central Florida	Orange	Gen Pop	2004	Lakeview MS	2 Gym	1200 W ay St	Winter Garden	34787	604	12083	0	Yes	No	A
East Central Florida	Orange	Gen Pop	2005	Legacy MS	4 Cafeteria	11398 Lake Underhill Rd	Orlando	32825	603	8600	603	Yes	No	A

East Central Florida	Orange	Gen Pop	2005	Legacy MS	3 Gym	11398 Lake Underhill Rd	Orlando	32825	430	12053	430	Yes	No	A
East Central Florida	Orange	Gen Pop	2008	Lockhart MS	3 Cafeteria	3411 Doctor Love Rd	Orlando	32810	415	8301	289	Yes	No	A
East Central Florida	Orange	Gen Pop	2009	Maitland MS	1000 Cafe Area C	1901 Choctaw Trail	Maitland	32751	266	5329	0	Yes	No	A
East Central Florida	Orange	Gen Pop	2005	Meadowbrook MS	4 Cafeteria	6000 N Ln	Orlando	32808	576	9246	0	Yes	No	A
East Central Florida	Orange	Gen Pop	2005	Meadowbrook MS	3 Gym	6000 N Ln	Orlando	32808	462	11521	368	Yes	No	A
East Central Florida	Orange	Gen Pop	2008	Memorial MS	4 Cafeteria	2220 W 29th St	Orlando	32805	558	8725	558	Yes	No	A
East Central Florida	Orange	Gen Pop	2011	Oak Ridge HS	7 Gym	700 W Oak Ridge Rd	Orlando	32809	605	15170	0	Yes	Yes	A
East Central Florida	Orange	Gen Pop	2011	Oak Ridge HS	3 Cafeteria	700 W Oak Ridge Rd	Orlando	32809	759	12093	468	Yes	Yes	A
East Central Florida	Orange	Gen Pop	2005	Ocoee HS	3 Gym	1925 Ocoee Crown Point Pkwy	Ocoee	34761	419	18855	419	Yes	No	A
East Central Florida	Orange	Gen Pop	2005	Ocoee HS	7 Cafeteria	1925 Ocoee Crown Point Pkwy	Ocoee	34761	943	8388	943	Yes	Yes	A
East Central Florida	Orange	Gen Pop	1999	Ocoee MS	2 Admin / Classroom	300 S Blufford Ave	Ocoee	34761	307	2849	0	No	No	A
East Central Florida	Orange	Gen Pop	1999	Ocoee MS	1 Classroom	300 S Blufford Ave	Ocoee	34761	142	6144	0	No	No	A
East Central Florida	Orange	Gen Pop	2000	Odyssey MS	3 Gym	9290 Lee Vista Blvd	Orlando	32829	602	12045	602	Yes	No	A
East Central Florida	Orange	Gen Pop	2008	Robinswood MS	1 Cafeteria	6305 Balboa Dr	Orlando	32818	527	10544	266	Yes	No	A
East Central Florida	Orange	Gen Pop	2006	South Creek MS	3 Gym	3801 E Wetherbee Rd	Orlando	32824	470	11961	470	Yes	No	A
East Central Florida	Orange	Gen Pop	2006	South Creek MS	4 Cafeteria	3801 E Wetherbee Rd	Orlando	32824	598	9391	0	Yes	No	A
East Central Florida	Orange	Gen Pop	2006	Stonewall Jackson MS	8 Cafeteria	6000 Stonewall Jackson Rd	Orlando	32807	485	9709	485	Yes	No	A
East Central Florida	Orange	Gen Pop	1999	Timber Creek HS	6 Classroom	1001 Avalon Park S Blvd	Orlando	32828	959	1162	752	Yes	Yes	A
East Central Florida	Orange	Gen Pop	1999	Timber Creek HS	5 Classroom	1001 Avalon Park S Blvd	Orlando	32828	384	3284	384	Yes	No	A
East Central Florida	Orange	Gen Pop	1999	Timber Creek HS	7 Cafeteria	1001 Avalon Park S Blvd	Orlando	32828	164	7679	0	No	No	A
East Central Florida	Orange	Gen Pop	1999	Timber Creek HS	3 Gym	1001 Avalon Park S Blvd	Orlando	32828	58	19485	0	No	No	A
East Central Florida	Orange	Gen Pop	2007	Union Park MS	2 Cafeteria	1844 Westfall Dr	Orlando	32817	324	6171	324	No	No	A
East Central Florida	Orange	Gen Pop	1991	University HS	8 Cafeteria	2451 Cougar Way	Orlando	32817	1178	5256	0	No	Yes	R
East Central Florida	Orange	Gen Pop	1991	University HS	3 Gym	2450 Cougar Way	Orlando	32817	263	23560	0	No	No	R
East Central Florida	Orange	Gen Pop	2010	Walker MS	8 Cafeteria	150 Amridon Ln	Orlando	32809	413	8260	186	Yes	No	A
East Central Florida	Orange	Gen Pop	2007	Wekiva HS	7 Cafeteria	2501 Hiawasse Rd	Apopka	32703	963	9355	963	Yes	No	A
East Central Florida	Orange	Gen Pop	2007	Wekiva HS	3 Gym	2501 Hiawasse Rd	Apopka	32703	468	19258	468	Yes	No	A
East Central Florida	Orange	Gen Pop	2008	West Orange HS	5 Classroom	1625 Beaulah Rd	Winter Garden	32787	394	5668	606	Yes	Yes	A
East Central Florida	Orange	Gen Pop	2008	West Orange HS	7 Cafeteria	1626 Beaulah Rd	Winter Garden	32787	283	7875	0	No	Yes	A
East Central Florida	Orange	Gen Pop	2008	West Orange HS	3 Gym	1627 Beaulah Rd	Winter Garden	32787	93	18122	0	No	Yes	A
East Central Florida	Orange	Gen Pop	2008	West Orange HS	6 Classroom	1625 Beaulah Rd	Winter Garden	32787	906	1854	0	Yes	Yes	A
East Central Florida	Orange	Gen Pop	2009	West Orange Recreation Center	Gym & Rec Center	309 SW Crown Point Rd	Winter Garden	34787	1130	22600	0	No	No	R
East Central Florida	Orange	Gen Pop	2006	Wolf Lake MS	3 Gym	1725 W Ponkan Rd	Apopka	32712	454	11178	454	Yes	No	A
East Central Florida	Orange	Gen Pop	2006	Wolf Lake MS	4 Cafeteria	1725 W Ponkan Rd	Apopka	32712	559	9084	0	Yes	No	A
<b>Orange General Population Shelter Spaces:</b>									<b>31692</b>	<b>18246</b>				

SPECIAL NEEDS															
Region	County	Shelter Type	Year Built	Site Name	Building	Street	City	Zip	Risk Capacity (Spaces)	Risk Capacity (Sq Ft)	Planned Usage (Spaces)	EHPA	Pet Friendly	As-Is (A) / Retrofit (R)	
East Central Florida	Orange	SpNS	2009	East River HS	7 Cafeteria	650 E River Falcons Way	Orlando	32833	317	18999	759	Yes	Yes	A	
East Central Florida	Orange	SpNS	2009	East River HS	3 Gym	650 E River Falcons Way	Orlando	32835	141	8443	197	Yes	Yes	A	
East Central Florida	Orange	SpNS	2003	Freedom HS (Priority 3)	7 Cafeteria	2500 W Taft Vineland Rd	Orlando	32806	202	7679	134	Yes	No	A	
East Central Florida	Orange	SpNS	2003	Freedom HS (Priority 3)	2 Classroom	2500 W Taft Vineland Rd	Orlando	32837	128	12110	134	Yes	No	A	
East Central Florida	Orange	SpNS	1999	Olympia HS	3 Gym	4300 S Apopka Vineland Rd	Orlando	32837	293	17562	293	Yes	No	A	
<b>Orange Special Needs Shelter Spaces:</b>									<b>1081</b>	<b>1517</b>					

Osceola GENERAL POPULATION															
Region	County	Shelter Type	Year Built	Site Name	Building	Street	City	Zip	Risk Capacity (Spaces)	Risk Capacity (Sq Ft)	Planned Usage (Spaces)	EHPA	Pet Friendly	As-Is (A) / Retrofit (R)	
East Central Florida	Osceola	Gen Pop	2006	Bellalago Charter Academy K-8	5 Gym	3651 Pleasant Hill Rd	Kissimmee	34746	395	7898	395	No	No	A	
East Central Florida	Osceola	Gen Pop	2001	Celebration HS	2 Gym	1809 Celebration Blvd	Kissimmee	34747	296	21264	368	No	Yes	R	
East Central Florida	Osceola	Gen Pop	2001	Celebration HS	8 Classroom	1809 Celebration Blvd	Kissimmee	34747	1428	7509	1183	No	No	R	
East Central Florida	Osceola	Gen Pop	2001	Celebration HS	7 Classroom	1809 Celebration Blvd	Kissimmee	34747	375	28554	394	No	No	R	
East Central Florida	Osceola	Gen Pop	2001	Celebration HS	5 Cafeteria	1809 Celebration Blvd	Kissimmee	34747	1063	5910	1063	Yes	No	R	
East Central Florida	Osceola	Gen Pop	1996	Celebration K-8	7 Gymnasium	510 Campus St	Celebration	34747	392	7844	0	No	No	A	
East Central Florida	Osceola	Gen Pop	2001	Denn John MS	5 Gym	2001 Denn John Ln	Kissimmee	34744	349	6987	349	No	No	A	
East Central Florida	Osceola	Gen Pop	1998	Discovery Intermediate School	5 Classroom	5350 San Miguel Rd	Poinciana	34758	749	13620	749	Yes	No	R	
East Central Florida	Osceola	Gen Pop	1998	Discovery Intermediate School	4 Classroom	5350 San Miguel Rd	Kissimmee	34758	172	4709	350	No	No	R	
East Central Florida	Osceola	Gen Pop	1998	Discovery Intermediate School	3 Classroom	5350 San Miguel Rd	Kissimmee	34758	721	14426	794	No	No	R	
East Central Florida	Osceola	Gen Pop	1998	Discovery Intermediate School	1 Admin / Music	5350 San Miguel Rd	Kissimmee	34758	235	3443	235	No	No	R	
East Central Florida	Osceola	Gen Pop	1998	Discovery Intermediate School	2 Cafeteria / Gym	5350 San Miguel Rd	Kissimmee	34758	681	14971	681	No	No	R	
East Central Florida	Osceola	Gen Pop	2007	Flora Ridge ES	1 Main	2900 Dyer Blvd	Kissimmee	34741	2780	55992	2780	No	No	A	
East Central Florida	Osceola	Gen Pop	2002	Harmony HS	7 Classroom	3601 Arthur J Gallagher Blvd	St. Cloud	34771	1451	29010	502	No	Yes	R	
East Central Florida	Osceola	Gen Pop	2002	Harmony HS	5 Cafeteria	3601 Arthur J Gallagher Blvd	St. Cloud	34771	376	5702	393	No	No	R	
East Central Florida	Osceola	Gen Pop	2002	Harmony HS	4 Auditorium / Music / Classroom	3601 Arthur J Gallagher Blvd	St. Cloud	34771	1076	14438	1076	Yes	Yes	R	
East Central Florida	Osceola	Gen Pop	2002	Harmony HS	2 Gym	3601 Arthur J Gallagher Blvd	St. Cloud	34771	722	21517	722	No	No	R	
East Central Florida	Osceola	Gen Pop	2002	Harmony HS	8 Classroom	3601 Arthur J Gallagher Blvd	St. Cloud	34771	285	7513	446	No	No	A	
East Central Florida	Osceola	Gen Pop	2007	Harmony K-8	1 Main	3365 Schoolhouse Rd	St. Cloud	34773	2308	46165	2308	No	No	A	
East Central Florida	Osceola	Gen Pop	1995	Horizon MS	2 Gym / Cafeteria	2020 Ham Brown Rd	Kissimmee	34746	837	16741	837	Yes	No	R	
East Central Florida	Osceola	Gen Pop	1998	Kenansville Comm Center	Main	1176 S CaNoe Creek Rd	Kenansville	34739	75	1508	75	No	No	R	
East Central Florida	Osceola	Gen Pop	1999	Kissimmee ES	4 Cafeteria,4 Cafeteria	3700 Donegan Ave	Kissimmee	34741	347	5172	232	No	No	R	
East Central Florida	Osceola	Gen Pop	1999	Kissimmee ES	6 Classroom	3700 Donegan Ave	Kissimmee	34741	303	6057	490	No	No	R	
East Central Florida	Osceola	Gen Pop	1999	Kissimmee ES	5 Classroom	3700 Donegan Ave	Kissimmee	34741	259	6937	301	Yes	No	R	
East Central Florida	Osceola	Gen Pop	2008	KOA ES	1 Cafeteria / Classroom	500 KOA St	Kissimmee	34758	2157	43137	2157	No	No	A	
East Central Florida	Osceola	Gen Pop	2007	Liberty HS	4 Gym	4250 Pleasant Hill Rd	Kissimmee	34746	1080	21604	892	No	Yes	A	
East Central Florida	Osceola	Gen Pop	2008	Narcossee ES	1 Main / Cafeteria	2690 N Narcossee Rd	Kissimmee	34771	2394	47881	2394	No	No	A	
East Central Florida	Osceola	Gen Pop	1998	Narcossee MS	4 Classroom	2700 N Narcossee Rd	Kissimmee	34771	712	5533	712	Yes	No	R	
East Central Florida	Osceola	Gen Pop	1998	Narcossee MS	3 Classroom	2700 N Narcossee Rd	Kissimmee	34771	648	12955	648	No	No	R	
East Central Florida	Osceola	Gen Pop	1998	Narcossee MS	2 Cafeteria / Gym	2700 N Narcossee Rd	Kissimmee	34771	277	14231	277	No	No	R	
East Central Florida	Osceola	Gen Pop	2007	Neptune ES	1 Cafeteria	1200 Betsy Ross Ln	St. Cloud	34769	2714	54271	2714	No	No	A	
East Central Florida	Osceola	Gen Pop	2001	Neptune MS	11 Gym	2727 Neptune Rd	Kissimmee	34744	342	6838	0	No	No	A	
East Central Florida	Osceola	Gen Pop	1995	Parkway MS	12 Gym	857 Florida Pkwy	Kissimmee	34743	309	6182	0	No	No	A	
East Central Florida	Osceola	Gen Pop	2001	Partin Settlement ES	1 Main / Cafeteria	2434 Remington Blvd	Kissimmee	34744	2461	49227	2461	Yes	No	R	
East Central Florida	Osceola	Gen Pop	2001	Poinciana ES	6 Classroom	4201 Rhododendron Ave	Kissimmee	34758	300	5988	356	No	No	A	
East Central Florida	Osceola	Gen Pop	2001	Poinciana ES	5 Classroom	4201 Rhododendron Ave	Kissimmee	34758	311	6835	316	No	No	A	
East Central Florida	Osceola	Gen Pop	2001	Poinciana ES	4 Cafeteria	4201 Rhododendron Ave	Kissimmee	34758	246	4927	301	No	No	A	
East Central Florida	Osceola	Gen Pop	2001	Poinciana ES	2 Classroom	4201 Rhododendron Ave	Kissimmee	34758	299	6008	474	No	No	A	
East Central Florida	Osceola	Gen Pop	2001	Poinciana ES	3 Classroom	4201 Rhododendron Ave	Kissimmee	34758	342	6225	434	No	No	A	
East Central Florida	Osceola	Gen Pop	1981	Reedy Creek ES	1 Main 1998 Addition	5100 Eagles Tr	Kissimmee	34758	1362	8663	1362	Yes	No	R	
East Central Florida	Osceola	Gen Pop	1998	Reedy Creek ES	1 Main	5100 Eagles Tr	Kissimmee	34758	433	27243	433	No	No	R	
East Central Florida	Osceola	Gen Pop	2001	St. Cloud MS	4 Gym	1975 Michigan Ave	St. Cloud	34769	342	6838	0	No	No	A	
East Central Florida	Osceola	Gen Pop	2009	Sunrise ES	Main	1925 Ham Brown Rd	Kissimmee	34746	2394	41813	2394	Yes	No	A	
East Central Florida	Osceola	Gen Pop	1988	Ventura ES	3 Cafeteria	275 Waters Edge Dr	Kissimmee	34743	211	4210	211	No	No	R	
East Central Florida	Osceola	Gen Pop	2008	Westside K-8	2 Gymnasium	2551 Westside Blvd	Kissimmee	34747	901	18012	495	No	No	A	
<b>Osceola General Population Shelter Spaces:</b>									<b>37910</b>	<b>35754</b>					

SPECIAL NEEDS															
Region	County	Shelter Type	Year Built	Site Name	Building	Street	City	Zip	Risk Capacity (Spaces)	Risk Capacity (Sq Ft)	Planned Usage (Spaces)	EHPA	Pet Friendly	As-Is (A) / Retrofit (R)	
East Central Florida	Osceola	SpNS	2008	Barney E. Veal Center	Main	700 Generations Pt	Kissimmee	34744	142	8545	385	No	No	A	
East Central Florida	Osceola	SpNS	2000	Central Ave ES	1 Main Classroom / Cafeteria	500 W Columbia Ave	Kissimmee	34741	560	33602	500	Yes	No	A	
East Central Florida	Osceola	SpNS	0	Oak Leaf Landing Center	1 Main	2350 N Central Ave	Kissimmee	34741	101	6030	251	No	No	A	
East Central Florida	Osceola	SpNS	1991	St. Cloud Senior Center	Main	3101 17th St	St. Cloud	34769	129	7744	166	No	No	R	
<b>Osceola Special Needs Shelter Spaces:</b>									<b>932</b>	<b>1302</b>					

Palm Beach														
GENERAL POPULATION														
Region	County	Shelter Type	Year Built	Site Name	Building	Street	City	Zip	Risk Capacity (Spaces)	Risk Capacity (Sq Ft)	Planned Usage (Spaces)	EHPA	Pet Friendly	As-Is (A) / Retrofit (R)
Treasure Coast	Palm Beach	Gen Pop	2003	Atlantic Community HS	5 Classroom	2455 W Atlantic Ave	Delray	33445	1418	2326	888	Yes	Yes	A
Treasure Coast	Palm Beach	Gen Pop	2003	Atlantic Community HS	4 Classroom	2455 W Atlantic Ave	Delray	33445	1616	28350	1616	Yes	No	A
Treasure Coast	Palm Beach	Gen Pop	2003	Atlantic Community HS	3 Cafeteria	2455 W Atlantic Ave	Delray	33445	1256	8718	1256	Yes	No	A
Treasure Coast	Palm Beach	Gen Pop	2003	Atlantic Community HS	2 Auditorium	2455 W Atlantic Ave	Delray	33445	899	14846	899	Yes	No	A
Treasure Coast	Palm Beach	Gen Pop	2003	Atlantic Community HS	7 Gym	2455 W Atlantic Ave	Delray	33445	742	17978	742	Yes	No	A
Treasure Coast	Palm Beach	Gen Pop	2003	Atlantic Community HS	6 Classroom	2455 W Atlantic Ave	Delray	33445	436	25129	436	Yes	No	A
Treasure Coast	Palm Beach	Gen Pop	1986	Bear Lakes MS	4 Classroom	3505 Shenandoah Rd	W Palm Beach	33409	17	4479	17	Yes	No	R
Treasure Coast	Palm Beach	Gen Pop	1986	Bear Lakes MS	3 Classroom	3505 Shenandoah Rd	W Palm Beach	33409	170	5810	170	Yes	No	R
Treasure Coast	Palm Beach	Gen Pop	1986	Bear Lakes MS	2 Art	3505 Shenandoah Rd	W Palm Beach	33409	291	3392	291	Yes	No	R
Treasure Coast	Palm Beach	Gen Pop	1986	Bear Lakes MS	1 Admin	3505 Shenandoah Rd	W Palm Beach	33409	224	335	224	Yes	No	R
Treasure Coast	Palm Beach	Gen Pop	2002	Boca Raton Community HS	4 Classroom	1501 NW 15th Ct	Boca Raton	33486	1578	31567	919	Yes	Yes	A
Treasure Coast	Palm Beach	Gen Pop	2002	Boca Raton Community HS	3 Cafeteria	1501 NW 15th Ct	Boca Raton	33486	1312	6819	312	Yes	Yes	A
Treasure Coast	Palm Beach	Gen Pop	2003	Boca Raton Community HS	6 Gym	1501 NW 15th Ct	Boca Raton	33486	719	18536	719	Yes	No	A
Treasure Coast	Palm Beach	Gen Pop	2002	Boca Raton Community HS	5 Classroom	1501 NW 15th Ct	Boca Raton	33486	341	26230	341	Yes	No	A
Treasure Coast	Palm Beach	Gen Pop	2002	Boca Raton Community HS	2 Guidance / Music / Auditorium	1501 NW 15th Ct	Boca Raton	33486	927	14389	927	Yes	No	A
Treasure Coast	Palm Beach	Gen Pop	1999	Boynton Beach HS	6 Gym	4975 Park Ridge Blvd	Boynton Beach	33426	102	19261	102	Yes	No	A
Treasure Coast	Palm Beach	Gen Pop	1999	Boynton Beach HS	3 Cafeteria	4975 Park Ridge Blvd	Boynton Beach	33426	383	7658	383	Yes	No	A
Treasure Coast	Palm Beach	Gen Pop	1999	Boynton Beach HS	1 Admin / Clinic	4975 Park Ridge Blvd	Boynton Beach	33426	963	2043	963	Yes	No	A
Treasure Coast	Palm Beach	Gen Pop	1992	Carver MS	5 Gym	101 Barwick Rd	Delray Beach	33445	235	11252	235	Yes	No	A
Treasure Coast	Palm Beach	Gen Pop	1992	Carver MS	4 Cafeteria / Music	101 Barwick Rd	Delray Beach	33445	276	8682	276	Yes	No	A
Treasure Coast	Palm Beach	Gen Pop	1992	Carver MS	3 Classroom	101 Barwick Rd	Delray Beach	33445	267	7703	267	Yes	No	A
Treasure Coast	Palm Beach	Gen Pop	1992	Carver MS	2 Classroom	101 Barwick Rd	Delray Beach	33445	384	14273	384	Yes	No	A
Treasure Coast	Palm Beach	Gen Pop	1985	Christa McCauliffe MS	4 Classroom	6500 Le Châlet Blvd	Boynton Beach	33472	289	4456	289	Yes	No	R
Treasure Coast	Palm Beach	Gen Pop	1985	Christa McCauliffe MS	3 Classroom	6500 Le Châlet Blvd	Boynton Beach	33472	221	6052	221	Yes	No	R
Treasure Coast	Palm Beach	Gen Pop	1985	Christa McCauliffe MS	2 Classroom	6500 Le Châlet Blvd	Boynton Beach	33472	303	4415	303	Yes	No	R
Treasure Coast	Palm Beach	Gen Pop	1985	Christa McCauliffe MS	1 Classroom	6500 Le Châlet Blvd	Boynton Beach	33472	223	5783	223	Yes	No	R
Treasure Coast	Palm Beach	Gen Pop	2000	Discovery Key ES	1 Classroom	3550 Lyons Rd	Lake Worth	33467	2320	46394	491	Yes	Yes	A
Treasure Coast	Palm Beach	Gen Pop	2000	Dr. Mary McLeod Bethune ES	1 Cafeteria	1501 Ave U	W Palm Beach	33404	2355	47108	530	Yes	Yes	R
Treasure Coast	Palm Beach	Gen Pop	2002	Forest Hill Community HS	7 Guidance / Music / Auditorium	6901 Parker Ave	W. Palm Beach	33405	1119	13754	119	Yes	Yes	A
Treasure Coast	Palm Beach	Gen Pop	2002	Forest Hill Community HS	6 Classroom	6901 Parker Ave	W. Palm Beach	33405	1355	23998	524	Yes	Yes	A
Treasure Coast	Palm Beach	Gen Pop	2003	Forest Hill Community HS	4 Classroom	6901 Parker Ave	W. Palm Beach	33405	1200	27091	1200	Yes	No	A
Treasure Coast	Palm Beach	Gen Pop	2003	Forest Hill Community HS	3 Cafeteria / Gym	6901 Parker Ave	W. Palm Beach	33405	688	22372	688	Yes	No	A
Treasure Coast	Palm Beach	Gen Pop	2000	Frontier ES	1 Classroom	6701 180th Ave N	Loxahatchee	33470	2249	44983	491	Yes	Yes	A
Treasure Coast	Palm Beach	Gen Pop	1993	Glades Central Community HS	5 Cafeteria / Auditorium	1001 SW Ave M	Belle Glade	33430	894	12985	533	Yes	Yes	R
Treasure Coast	Palm Beach	Gen Pop	1993	Glades Central Community HS	4 Gym	1001 SW Ave M	Belle Glade	33430	649	17877	649	Yes	No	R
Treasure Coast	Palm Beach	Gen Pop	2000	Hertlage ES	1 Admin / Cafeteria	5100 Melaleuca Ln	Greenacres	33463	2230	44602	503	Yes	Yes	A
Treasure Coast	Palm Beach	Gen Pop	2001	Independence MS	4 Gym	4001 Greenway Dr	Jupiter	33458	1085	21694	526	Yes	Yes	A
Treasure Coast	Palm Beach	Gen Pop	2004	John I. Leonard HS	9 Music	4701 10th Ave	Greenacres	33463	1293	4588	293	Yes	No	A
Treasure Coast	Palm Beach	Gen Pop	2004	John I. Leonard HS	7 Classroom	4701 10th Ave	Greenacres	33463	718	14351	540	Yes	No	A
Treasure Coast	Palm Beach	Gen Pop	2004	John I. Leonard HS	6 Classroom	4701 10th Ave	Greenacres	33463	568	13256	568	Yes	No	A
Treasure Coast	Palm Beach	Gen Pop	2004	John I. Leonard HS	4 Classroom	4701 10th Ave	Greenacres	33463	229	25853	229	Yes	No	A
Treasure Coast	Palm Beach	Gen Pop	2004	John I. Leonard HS	3 Classroom	4701 10th Ave	Greenacres	33463	613	6864	613	Yes	No	A
Treasure Coast	Palm Beach	Gen Pop	2004	John I. Leonard HS	2 Cafeteria	4701 10th Ave	Greenacres	33463	1107	7071	1107	Yes	No	A
Treasure Coast	Palm Beach	Gen Pop	2004	John I. Leonard HS	8 Classroom	4701 10th Ave	Greenacres	33463	663	11352	663	Yes	No	A
Treasure Coast	Palm Beach	Gen Pop	2004	John I. Leonard HS	11 Classroom / P.E.	4701 10th Ave	Greenacres	33463	354	22020	354	Yes	No	A
Treasure Coast	Palm Beach	Gen Pop	2004	John I. Leonard HS	10 Auditorium	4701 10th Ave	Greenacres	33463	343	12254	343	Yes	No	A
Treasure Coast	Palm Beach	Gen Pop	1989	Lake Worth MS	4 Classroom	1300 Barnett Dr	Lake Worth	33461	15	5937	15	Yes	No	R
Treasure Coast	Palm Beach	Gen Pop	1989	Lake Worth MS	3 Classroom	1300 Barnett Dr	Lake Worth	33461	272	6071	272	Yes	No	R
Treasure Coast	Palm Beach	Gen Pop	1989	Lake Worth MS	2 Classroom / Art	1300 Barnett Dr	Lake Worth	33461	304	5446	304	Yes	No	R
Treasure Coast	Palm Beach	Gen Pop	1989	Lake Worth MS	1 Admin / Clinic	1300 Barnett Dr	Lake Worth	33461	297	290	297	Yes	No	R
Treasure Coast	Palm Beach	Gen Pop	1999	Lakeshore MS	50 Classroom	425 W Canal N St	Belle Glade	33430	414	3588	414	Yes	No	A
Treasure Coast	Palm Beach	Gen Pop	1999	Lakeshore MS	4 Classroom	425 W Canal N St	Belle Glade	33430	497	14895	497	Yes	No	A
Treasure Coast	Palm Beach	Gen Pop	1999	Lakeshore MS	3 Cafeteria	425 W Canal N St	Belle Glade	33430	745	9930	745	Yes	No	A
Treasure Coast	Palm Beach	Gen Pop	2003	Lakeshore MS	2 ESE	425 W Canal N St	Belle Glade	33430	179	8274	179	Yes	No	A
Treasure Coast	Palm Beach	Gen Pop	1999	North Grade ES	99 Classroom	824 N K St	Lake Worth	33460	1966	2760	82	Yes	No	A
Treasure Coast	Palm Beach	Gen Pop	2004	North Grade ES	50 Classroom	824 N K St	Lake Worth	33460	253	5060	253	Yes	No	A
Treasure Coast	Palm Beach	Gen Pop	2002	North Grade ES	1 Cafeteria / Clinic	824 North K Street	Lake Worth	33460	138	39314	138	Yes	No	A
Treasure Coast	Palm Beach	Gen Pop	2000	Odyssey MS	4 Gym	6161 Woolbright Rd	Boynton Beach	33437	1003	20061	565	Yes	No	A
Treasure Coast	Palm Beach	Gen Pop	1990	Olympic Heights Community HS	4 Gym	20101 Lyons Rd	Boca Raton	33434	920	18397	428	Yes	No	R
Treasure Coast	Palm Beach	Gen Pop	1990	Olympic Heights Community HS	8 Classroom	20101 Lyons Rd	Boca Raton	33434	1297	17780	297	Yes	No	R
Treasure Coast	Palm Beach	Gen Pop	1990	Olympic Heights Community HS	2 Classroom	20101 Lyons Rd	Boca Raton	33434	889	25937	889	Yes	No	R
Treasure Coast	Palm Beach	Gen Pop	1989	Omni MS	7 Classroom	5775 Jog Rd	Boca Raton	33496	387	4650	387	Yes	No	R
Treasure Coast	Palm Beach	Gen Pop	1989	Omni MS	6 Classroom	5775 Jog Rd	Boca Raton	33496	260	4651	260	Yes	No	R
Treasure Coast	Palm Beach	Gen Pop	1989	Omni MS	4 Classroom	5775 Jog Rd	Boca Raton	33496	233	5203	233	Yes	No	R
Treasure Coast	Palm Beach	Gen Pop	1989	Omni MS	3 Classroom / ESE	5775 Jog Rd	Boca Raton	33496	233	7738	233	Yes	No	R
Treasure Coast	Palm Beach	Gen Pop	2002	Palm Beach Central HS	2 Guidance / Music / Auditorium	8499 Forest Hill Blvd	W Palm Beach	33411	1026	14350	26	Yes	No	A
Treasure Coast	Palm Beach	Gen Pop	2002	Palm Beach Central HS	4 Classroom	8499 Forest Hill Blvd	W Palm Beach	33411	1123	14017	967	Yes	No	A
Treasure Coast	Palm Beach	Gen Pop	2002	Palm Beach Central HS	3 Cafeteria	8499 Forest Hill Blvd	W Palm Beach	33411	830	7279	830	Yes	No	A
Treasure Coast	Palm Beach	Gen Pop	2002	Palm Beach Central HS	7 Classroom	8499 Forest Hill Blvd	W Palm Beach	33411	718	20514	718	Yes	No	A
Treasure Coast	Palm Beach	Gen Pop	2002	Palm Beach Central HS	6 Classroom	8499 Forest Hill Blvd	W Palm Beach	33411	364	16100	364	Yes	No	A
Treasure Coast	Palm Beach	Gen Pop	2002	Palm Beach Central HS	5 Classroom / ESE	8499 Forest Hill Blvd	W Palm Beach	33411	701	22469	701	Yes	No	A
Treasure Coast	Palm Beach	Gen Pop	2005	Palm Beach Gardens Community HS	5 Cafeteria / Gym	4245 Holly Dr	Palm Bch Gardens	33410	1213	39397	849	Yes	No	A
Treasure Coast	Palm Beach	Gen Pop	2005	Palm Beach Gardens Community HS	4 Classroom	4245 Holly Dr	Palm Bch Gardens	33410	1346	14125	1346	Yes	No	A
Treasure Coast	Palm Beach	Gen Pop	2005	Palm Beach Gardens Community HS	3 Classroom	4245 Holly Dr	Palm Bch Gardens	33410	2153	43067	2153	Yes	No	A
Treasure Coast	Palm Beach	Gen Pop	2005	Palm Beach Gardens Community HS	2 Art / Classroom / ESE	4245 Holly Dr	Palm Bch Gardens	33410	706	26925	706	Yes	No	A
Treasure Coast	Palm Beach	Gen Pop	2005	Palm Beach Gardens Community HS	1 Admin / Clinic / Classroom	4245 Holly Dr	Palm Bch Gardens	33410	1970	24262	1970	Yes	No	A
Treasure Coast	Palm Beach	Gen Pop	2002	Park Vista Community HS	10 Gym	7900 S Jog Rd	Lake Worth	33467	391	20336	391	Yes	Yes	A
Treasure Coast	Palm Beach	Gen Pop	2002	Park Vista Community HS	9 Auditorium	7900 S Jog Rd	Lake Worth	33467	879	14316	879	Yes	No	A
Treasure Coast	Palm Beach	Gen Pop	2002	Park Vista Community HS	8 Music	7900 S Jog Rd	Lake Worth	33467	859	3471	859	Yes	No	A
Treasure Coast	Palm Beach	Gen Pop	2002	Park Vista Community HS	7 Science	7900 S Jog Rd	Lake Worth	33467	408	8156	408	Yes	No	A
Treasure Coast	Palm Beach	Gen Pop	2002	Park Vista Community HS	6 Classroom	7900 S Jog Rd	Lake Worth	33467	174	17189	174	Yes	No	A
Treasure Coast	Palm Beach	Gen Pop	2002	Park Vista Community HS	5 Classroom	7900 S Jog Rd	Lake Worth	33467	716	17578	716	Yes	No	A
Treasure Coast	Palm Beach	Gen Pop	2002	Park Vista Community HS	2 Cafeteria	7900 S Jog Rd	Lake Worth	33467	1017	7821	1017	Yes	No	A
Treasure Coast	Palm Beach	Gen Pop	2003	SemiNole Ridge HS	10 Cafeteria	4601 SemiNole Pratt Whitney Rd	Loxahatchee	33470	1223	6512	1223	Yes	No	A
Treasure Coast	Palm Beach	Gen Pop	2003	SemiNole Ridge HS	9 Storage	4601 SemiNole Pratt Whitney Rd	Loxahatchee	33470	917	854	917	Yes		

Treasure Coast	Palm Beach	Gen Pop	1987	Wellington Landings MS	4 Science / Classroom	1100 Aero Club Dr	Wellington	33414	271	4773	217	Yes	No	R
Treasure Coast	Palm Beach	Gen Pop	1987	Wellington Landings MS	3 Classroom	1100 Aero Club Dr	Wellington	33414	249	6082	249	Yes	No	R
Treasure Coast	Palm Beach	Gen Pop	1987	Wellington Landings MS	2 Science	1100 Aero Club Dr	Wellington	33414	304	4987	304	Yes	No	R
Treasure Coast	Palm Beach	Gen Pop	1987	Wellington Landings MS	1 Admin / ESE	1100 Aero Club Dr	Wellington	33414	239	5423	239	Yes	No	R
Treasure Coast	Palm Beach	Gen Pop	2003	West Boca Community HS	6 Classroom	12811 Glades Rd	Boca Raton	33498	1061	12550	1005	Yes	No	A
Treasure Coast	Palm Beach	Gen Pop	2003	West Boca Community HS	12 Classroom	12811 Glades Rd	Boca Raton	33498	1227	4696	227	Yes	No	A
Treasure Coast	Palm Beach	Gen Pop	2003	West Boca Community HS	9 Cafeteria	12811 Glades Rd	Boca Raton	33498	824	6653	824	Yes	No	A
Treasure Coast	Palm Beach	Gen Pop	2003	West Boca Community HS	7 Mechanical	12811 Glades Rd	Boca Raton	33498	235	950	235	Yes	No	A
Treasure Coast	Palm Beach	Gen Pop	2003	West Boca Community HS	5 Science	12811 Glades Rd	Boca Raton	33498	628	21211	628	Yes	No	A
Treasure Coast	Palm Beach	Gen Pop	2003	West Boca Community HS	4 Classroom	12811 Glades Rd	Boca Raton	33498	48	4696	48	Yes	No	A
Treasure Coast	Palm Beach	Gen Pop	2003	West Boca Community HS	3 Classroom	12811 Glades Rd	Boca Raton	33498	33	16483	33	Yes	No	A
Treasure Coast	Palm Beach	Gen Pop	2003	West Boca Community HS	2 Auditorium / Gym	12811 Glades Rd	Boca Raton	33498	235	24545	235	Yes	No	A
Treasure Coast	Palm Beach	Gen Pop	2001	West Boynton Rec Center	6 Classroom	6000 Northrose Blvd	Lake Worth	33463	240	4900	240	Yes	Yes	A
Treasure Coast	Palm Beach	Gen Pop	2001	Westgate ES	1 Cafeteria	1545 Lovahatchee Dr	W Palm Beach	33409	2222	44436	473	Yes	No	R
Treasure Coast	Palm Beach	Gen Pop	1990	Wm. T. Dwyer HS	2 Classroom	13601 N Military Tr	Palm Bch Gardens	33418	1634	32881	547	Yes	No	R
Treasure Coast	Palm Beach	Gen Pop	1990	Wm. T. Dwyer HS	1 Clinic / Classroom	13601 N Military Tr	Palm Bch Gardens	33418	801	19905	801	Yes	No	R
Treasure Coast	Palm Beach	Gen Pop	1990	Wm. T. Dwyer HS	8 Classroom	13601 N Military Tr	Palm Bch Gardens	33418	995	16020	995	Yes	No	R

Palm Beach General Population Shelter Spaces: 81600 59063

SPECIAL NEEDS														
Region	County	Shelter Type	Year Built	Site Name	Building	Street	City	Zip	Risk Capacity (Spaces)	Risk Capacity (Sq Ft)	Planned Usage (Spaces)	EHPA	Pet Friendly	As-Is (A) / Retrofit (R)
Treasure Coast	Palm Beach	SpNS	2002	Palm Beach Central HS (Part)	8 Gym	8499 Forest Hill Blvd	Wellington	33414	308	18455	308	Yes	No	A
Treasure Coast	Palm Beach	SpNS	0	South Florida Fair Expo	West Expo	9067 Southern Blvd	W Palm Beach	33411	550	33000	550	Yes	No	R

Palm Beach Special Needs Shelter Spaces: 858 858

Pasco														
GENERAL POPULATION														
Region	County	Shelter Type	Year Built	Site Name	Building	Street	City	Zip	Risk Capacity (Spaces)	Risk Capacity (Sq Ft)	Planned Usage (Spaces)	EHPA	Pet Friendly	As-Is (A) / Retrofit (R)
Tampa Bay	Pasco	Gen Pop	2017	Bexley Elementary School	2/ Media/ Library Reading Room	4380 Ballantrae Blvd	Land o' Lakes	34638	74	1471	0	No	No	A
Tampa Bay	Pasco	Gen Pop	2017	Bexley Elementary School	3/ Primary Classroom	4380 Ballantrae Blvd	Land o' Lakes	34638	698	13966	0	Yes	No	A
Tampa Bay	Pasco	Gen Pop	2017	Bexley Elementary School	4/ Cafeteria	4380 Ballantrae Blvd	Land o' Lakes	34638	441	8821	0	No	No	A
Tampa Bay	Pasco	Gen Pop	2017	Bexley Elementary School	5/ Intermediate Classroom	4380 Ballantrae Blvd	Land o' Lakes	34638	807	16136	0	Yes	No	A
Tampa Bay	Pasco	Gen Pop	2017	Bexley ES	2 Media	4380 Ballantrae Blvd	Land O' Lakes	34638	97	1471	0	No	No	A
Tampa Bay	Pasco	Gen Pop	2017	Bexley ES	3 Classroom	4380 Ballantrae Blvd	Land O' Lakes	34638	698	13966	0	No	No	A
Tampa Bay	Pasco	Gen Pop	2017	Bexley ES	4 Cafeteria	4380 Ballantrae Blvd	Land O' Lakes	34638	441	8821	0	No	No	A
Tampa Bay	Pasco	Gen Pop	2017	Bexley ES	5 Classroom	4380 Ballantrae Blvd	Land O' Lakes	34638	807	16136	0	No	No	A
Tampa Bay	Pasco	Gen Pop	2000	Centennial Middle School	2/ Intermediate Classroom	38505 Centennial Road	Dade City	33525	751	15010	0	Yes	No	A
Tampa Bay	Pasco	Gen Pop	2000	Centennial Middle School	3/ CCTE Art Classroom	38505 Centennial Road	Dade City	33525	82	1630	0	No	No	A
Tampa Bay	Pasco	Gen Pop	2000	Centennial MS	2 Classroom	38505 Centennial Rd	Dade City	33525	751	15010	0	No	No	A
Tampa Bay	Pasco	Gen Pop	2009	Connerton ES	1 Admin / Media	9300 Flourish Dr	Land O'Lakes	34637	221	4424	301	Yes	No	A
Tampa Bay	Pasco	Gen Pop	2009	Connerton ES	2 Classroom	9300 Flourish Dr	Land O'Lakes	34637	365	7308	301	Yes	No	A
Tampa Bay	Pasco	Gen Pop	2009	Connerton ES	4 Classroom	9300 Flourish Dr	Land O'Lakes	34637	305	6093	300	No	No	A
Tampa Bay	Pasco	Gen Pop	2009	Connerton ES	5 Classroom	9300 Flourish Dr	Land O'Lakes	34637	431	8616	301	No	No	A
Tampa Bay	Pasco	Gen Pop	2009	Connerton ES	3 Cafeteria	9300 Flourish Dr	Land O'Lakes	34637	305	6093	300	Yes	No	A
Tampa Bay	Pasco	Gen Pop	2017	Cypress Creek MS/HS	4 Classroom	8701 Old Pasco Rd	Wesley Chapel	33544	1093	21861	0	No	No	A
Tampa Bay	Pasco	Gen Pop	2017	Cypress Creek MS/HS	4 Classroom	8701 Old Pasco Rd	Wesley Chapel	33544	1046	20929	0	No	No	A
Tampa Bay	Pasco	Gen Pop	1994	Denham Oaks ES	1 Classroom	1422 Oak Grove Blvd	Lutz	33559	212	4230	249	No	No	A
Tampa Bay	Pasco	Gen Pop	1994	Denham Oaks ES	2 Classroom	1422 Oak Grove Blvd	Lutz	33559	285	5708	429	No	No	A
Tampa Bay	Pasco	Gen Pop	1994	Denham Oaks ES	3 Classroom	1422 Oak Grove Blvd	Lutz	33559	180	3606	232	No	No	A
Tampa Bay	Pasco	Gen Pop	1994	Denham Oaks ES	6 Classroom / ESE	1422 Oak Grove Blvd	Lutz	33559	378	7564	478	No	No	A
Tampa Bay	Pasco	Gen Pop	1994	Denham Oaks ES	7 Classroom / ESE	1422 Oak Grove Blvd	Lutz	33559	132	2638	297	No	No	A
Tampa Bay	Pasco	Gen Pop	2007	Double Branch ES	1 Admin / Classroom	31500 Chancery Rd	Wesley Chapel	33543	167	3338	263	No	No	A
Tampa Bay	Pasco	Gen Pop	2007	Double Branch ES	2 Classroom	31500 Chancery Rd	Wesley Chapel	33543	411	8210	262	No	No	A
Tampa Bay	Pasco	Gen Pop	2007	Double Branch ES	3 Multipurpose	31500 Chancery Rd	Wesley Chapel	33543	174	3471	262	No	No	A
Tampa Bay	Pasco	Gen Pop	2007	Double Branch ES	4 Classroom	31500 Chancery Rd	Wesley Chapel	33543	758	15156	262	No	No	A
Tampa Bay	Pasco	Gen Pop	2005	Longleaf ES	4 Classroom	3253 Town Ave	New Port Richey	34655	0	1767	0	Yes	No	A
Tampa Bay	Pasco	Gen Pop	2007	New River ES	4 Classroom	4710 River Glen Blvd	Wesley Chapel	33545	759	15175	1049	Yes	No	A
Tampa Bay	Pasco	Gen Pop	2007	New River ES	2 Media / Classroom	4710 River Glen Blvd	Wesley Chapel	33545	473	9465	0	No	No	A
Tampa Bay	Pasco	Gen Pop	2007	New River ES	1 Classroom	4710 River Glen Blvd	Wesley Chapel	33545	175	3510	0	No	No	A
Tampa Bay	Pasco	Gen Pop	2007	New River ES	3 Multipurpose	4710 River Glen Blvd	Wesley Chapel	33545	233	4653	0	No	No	A
Tampa Bay	Pasco	Gen Pop	2006	Oakstead ES	1 Classroom	19925 Lake Patience Rd	Land O'Lakes	34638	395	7899	972	Yes	No	A
Tampa Bay	Pasco	Gen Pop	2009	Odessa ES	3 ESE Classroom	1874 Ketzal Dr	New Port Richey	34655	596	11918	0	No	No	A
Tampa Bay	Pasco	Gen Pop	2009	Odessa ES	2 Multipurpose	1874 Ketzal Dr	New Port Richey	34655	250	5002	0	No	No	A
Tampa Bay	Pasco	Gen Pop	2009	Odessa ES	1 Admin	1874 Ketzal Dr	New Port Richey	34655	75	1498	0	No	No	A
Tampa Bay	Pasco	Gen Pop	2009	Odessa ES	4 Classroom	12810 Interlaken Rd	New Port Richey	34655	596	11928	2011	Yes	No	A
Tampa Bay	Pasco	Gen Pop	2010	Pasco MS	1 Admin / Classroom	13925 14th St	Dade City	33525	563	11264	0	No	No	A
Tampa Bay	Pasco	Gen Pop	2010	Pasco MS	3 Classroom	13925 14th St	Dade City	33525	438	8757	0	No	No	A
Tampa Bay	Pasco	Gen Pop	2003	Pine View ES	4 Classroom	5333 Parkway Blvd	Land O'Lakes	34639	647	12945	1072	Yes	No	A
Tampa Bay	Pasco	Gen Pop	2006	Raymond B Stewart MS	12 Cafeteria	38505 10th Ave	Zephyrhills	33542	348	6963	649	Yes	No	A
Tampa Bay	Pasco	Gen Pop	2007	Raymond B Stewart MS	2 Band	38505 10th Ave	Zephyrhills	33540	1632	0	No	No	A	
Tampa Bay	Pasco	Gen Pop	2006	Raymond B Stewart MS	6 Classroom	38505 10th Ave	Zephyrhills	33540	510	10196	0	No	No	A
Tampa Bay	Pasco	Gen Pop	2007	Raymond B Stewart MS	7 Classroom	38505 10th Ave	Zephyrhills	33540	58	1169	0	No	No	A
Tampa Bay	Pasco	Gen Pop	2007	Raymond B Stewart MS	8 Classroom	38505 10th Ave	Zephyrhills	33540	451	9024	0	No	No	A
Tampa Bay	Pasco	Gen Pop	2006	Raymond B Stewart MS	10 Classroom	38505 10th Ave	Zephyrhills	33540	498	9958	0	No	No	A
Tampa Bay	Pasco	Gen Pop	1990	River Ridge MS/HS	3 Classroom	11646 Town Center Rd	New Port Richey	34654	162	9372	0	No	No	A
Tampa Bay	Pasco	Gen Pop	1990	Thomas Weightman MS	5 Media / Classroom	30649 Wells Rd	Wesley Chapel	33545	373	1163	401	No	No	R
Tampa Bay	Pasco	Gen Pop	1992	Thomas Weightman MS	3 Gym / Music	30649 Wells Rd	Wesley Chapel	33545	335	16443	351	No	No	R
Tampa Bay	Pasco	Gen Pop	2007	Veterans ES	2 Music / Cafeteria	26940 Progress Pkwy	Wesley Chapel	33544	262	4960	205	Yes	No	A
Tampa Bay	Pasco	Gen Pop	1998	Wesley Chapel HS	8 Auditorium	30651 Wells Rd	Wesley Chapel	33545	159	3184	0	No	No	A
Tampa Bay	Pasco	Gen Pop	1998	Wesley Chapel HS	1 Admin	30651 Wells Rd	Wesley Chapel	33544	159	1521	0	No	No	A
Tampa Bay	Pasco	Gen Pop	1998	Wesley Chapel HS	6 Media	30651 Wells Rd	Wesley Chapel	33544	510	1410	0	No	No	A
Tampa Bay	Pasco	Gen Pop	1998	Wesley Chapel HS	7 Gymnasium	30651 Wells Rd	Wesley Chapel	33544	71	10206	0	No	No	R
Tampa Bay	Pasco	Gen Pop	2006	Wiregrass Ranch Sr HS	2 Music	2909 Mansfield Blvd	Wesley Chapel	33543	176	3518	0	No	No	A
Tampa Bay	Pasco	Gen Pop	2009	Pasco MS	1 Admin / Classroom	13925 14th St	Dade City	33525	438	11264	342	No	No	A
Tampa Bay	Pasco	Gen Pop	2010	Pasco MS	3 Classroom	13925 14th St	Dade City	33525	563	8757	342	Yes	No	A
Tampa Bay	Pasco	Gen Pop	1990	River Ridge MS/HS	1 Classroom / Media	11646 Town Center Rd	New Port Richey	34654	105	5313	0	No	No	A
Tampa Bay	Pasco	Gen Pop	1990	River Ridge MS/HS	2 Classroom	11646 Town Center Rd	New Port Richey	34654	1605	3980	0	No	No	A
Tampa Bay	Pasco	Gen Pop	1990	River Ridge MS/HS	4 Classroom	11646 Town Center Rd	New Port Richey	34654	1563	3127	0	No	No	A
Tampa Bay	Pasco	Gen Pop	1990	River Ridge MS/HS	5 Auditorium / Music	11646 Town Center Rd	New Port Richey	34654	119	16752	0	No	No	R
Tampa Bay	Pasco	Gen Pop	1990	River Ridge MS/HS	6 Cafeteria	11646 Town Center Rd	New Port Richey	34654	494	9889	0	No	No	R
Tampa Bay	Pasco	Gen Pop	1990	River Ridge MS/HS	7 Admin	11646 Town Center Rd	New Port Richey	34654	838	2379	0	No	No	R
Tampa Bay	Pasco	Gen Pop	1990	River Ridge MS/HS	21 Gymnasium	11646 Town Center Rd	New Port Richey	34654	156	31253	0	No	No	R
Tampa Bay	Pasco	Gen Pop	1990	River Ridge MS/HS	22 Media	11646 Town Center Rd	New Port Richey	34654	469	3234	0	No	No	R
Tampa Bay	Pasco	Gen Pop	1990	River Ridge MS/HS	23 Classroom	11646 Town Center Rd	New Port Richey	34654	199	32095	0	No	No	A
Tampa Bay	Pasco	Gen Pop	1990	River Ridge MS/HS	24 Classroom	11646 Town Center Rd	New Port Richey	34654	266	2095	0	No	No	R
Tampa Bay	Pasco	Gen Pop	2007	Sunlake HS	2 Music	3023 Sunlake Blvd	Land O Lakes	34638	46	3518	0	No	No	A
Tampa Bay	Pasco	Gen Pop	2007	Sunlake HS	3 Classroom	3023 Sunlake Blvd	Land O Lakes	34638	35	22569	0	No	No	A

Pasco General Population Shelter Spaces: 28360 13398

SPECIAL NEEDS														
Region	County	Shelter Type	Year Built	Site Name	Building	Street	City	Zip	Risk Capacity (Spaces)	Risk Capacity (Sq Ft)	Planned Usage (Spaces)	EHPA	Pet Friendly	As-Is (A) / Retrofit (R)
Tampa Bay	Pasco	SpNS	2009	FasaNo Shelter	Main	11611 Denton Ave	Hudson	34667	329	19750	280	Yes	No	A
Tampa Bay	Pasco	SpNS	1998	Wesley Chapel HS	5 Cafeteria	30651 Wells Rd	Wesley Chapel	33545	81	19246	0	No	No	A
Tampa Bay	Pasco	SpNS	1998	Wesley Chapel HS	2 Classroom	30651 Wells Rd	Wesley Chapel	33545	321	0	No	No	A	
Tampa Bay	Pasco	SpNS	1998	Wesley Chapel HS	2 Classroom	30651 Wells Rd	Wesley Chapel	33545	347	20806	0	No	No	A
Tampa Bay	Pasco	SpNS	2006	Wiregrass Ranch Sr HS	6									

Region	County	Shelter Type	Year Built	Site Name	Building	Street	City	Zip	Risk Capacity (Spaces)	Risk Capacity (Sq Ft)	Planned Usage (Spaces)	EHPA	Pet Friendly	As-Is (A) / Retrofit (R)	
Tampa Bay	Pasco	SpNS	2006	Wiregrass Ranch Sr HS	7 Cafeteria	2909 Mansfield Blvd	Wesley Chapel	33543	76	4538	0	No	No	A	
<b>Pasco Special Needs Shelter Spaces:</b>										<b>2152</b>	<b>280</b>				
<b>Pinellas</b>															
<b>GENERAL POPULATION</b>															
Tampa Bay	Pinellas	Gen Pop	1973	Bauder ES	1 Admin / Classroom	12755 86th Ave N	Seminole	33776	876	17522	653	No	No	R	
Tampa Bay	Pinellas	Gen Pop	2009	Belleair ES	9 Classroom	1156 Lakeview Rd	Clearwater	33756	577	11535	72	No	No	A	
Tampa Bay	Pinellas	Gen Pop	1963	Clearwater Fundamental MS	1 Main (1st Floor)	1660 Palmetto St	Clearwater	33755	1969	39387	375	No	No	R	
Tampa Bay	Pinellas	Gen Pop	1990	Countryside HS	6 ESE	3000 State Rd 580	Clearwater	33761	100	2007	0	No	No	R	
Tampa Bay	Pinellas	Gen Pop	2002	Doug Jamerson ES	5 Classroom	1200 37th St S	St. Petersburg	33711	522	9767	409	No	No	R	
Tampa Bay	Pinellas	Gen Pop	2002	Doug Jamerson ES	4 Classroom	1200 37th St S	St. Petersburg	33711	488	10437	373	No	No	R	
Tampa Bay	Pinellas	Gen Pop	2006	Dunedin ES	4 Classroom	900 Union St	Dunedin	34698	575	6308	0	Yes	No	A	
Tampa Bay	Pinellas	Gen Pop	2006	Dunedin ES	3 Cafeteria	900 Union St	Dunedin	34698	280	3991	0	Yes	No	A	
Tampa Bay	Pinellas	Gen Pop	2006	Dunedin ES	2 Classroom	900 Union St	Dunedin	34698	200	5604	0	Yes	No	A	
Tampa Bay	Pinellas	Gen Pop	2006	Dunedin ES	1 Admin / Classroom	900 Union St	Dunedin	34698	315	11505	0	Yes	No	A	
Tampa Bay	Pinellas	Gen Pop	2009	Eisenhower ES	7 Classroom	2800 Drew St	Clearwater	33759	292	5831	0	No	No	A	
Tampa Bay	Pinellas	Gen Pop	2001	Fairmount Park ES	5 Classroom	575 41 St S	St. Petersburg	33711	521	9499	161	No	No	R	
Tampa Bay	Pinellas	Gen Pop	2001	Fairmount Park ES	4 Classroom	575 41 St S	St. Petersburg	33711	475	10415	253	No	No	R	
Tampa Bay	Pinellas	Gen Pop	2003	Gibbs Senior HS	6 Cafeteria	850 34th St S	St. Petersburg	33711	2060	7881	237	No	Yes	R	
Tampa Bay	Pinellas	Gen Pop	2003	Gibbs Senior HS	5 Classroom	850 34th St S	St. Petersburg	33711	977	15974	238	No	Yes	R	
Tampa Bay	Pinellas	Gen Pop	2003	Gibbs Senior HS	4 Auditorium / Classroom	853 34th St S	St. Petersburg	33711	1373	27464	237	No	Yes	R	
Tampa Bay	Pinellas	Gen Pop	2003	Gibbs Senior HS	3 Gym	854 34th St S	St. Petersburg	33711	799	19544	237	No	Yes	R	
Tampa Bay	Pinellas	Gen Pop	2003	Gibbs Senior HS	2 Classroom	855 34th St S	St. Petersburg	33711	394	41192	238	No	Yes	R	
Tampa Bay	Pinellas	Gen Pop	2009	James B Sanderlin ES	7 Classroom	2350 22nd Ave S	St. Petersburg	33712	90	1804	0	Yes	No	A	
Tampa Bay	Pinellas	Gen Pop	1996	John M Sexton ES	5 Classroom	1997 54th Ave N	St. Petersburg	33714	522	10237	0	No	No	R	
Tampa Bay	Pinellas	Gen Pop	1996	John M Sexton ES	4 Classroom	1997 54th Ave N	St. Petersburg	33714	512	10440	0	No	No	R	
Tampa Bay	Pinellas	Gen Pop	1992	Joseph L Carwise MS	6 Admin / Classroom	3301 Bentley Dr	Palm Harbor	34684	742	21487	1063	No	No	R	
Tampa Bay	Pinellas	Gen Pop	1992	Joseph L Carwise MS	5 Library / Classroom	3301 Bentley Dr	Palm Harbor	34684	1074	14847	1310	No	No	R	
Tampa Bay	Pinellas	Gen Pop	2015	Largo HS	3 Gym / Cafeteria	410 Missouri Ave N	Largo	33770	1124	22477	1834	No	Yes	A	
Tampa Bay	Pinellas	Gen Pop	2004	Lealman InNOvation Academy	5 Classroom	4900 28th St N	St. Petersburg	33714	569	0	686	Yes	No	A	
Tampa Bay	Pinellas	Gen Pop	2004	Lealman InNOvation Academy	4 Gym	4900 28th St N	St. Petersburg	33714	287	5738	217	No	No	A	
Tampa Bay	Pinellas	Gen Pop	2015	Lealman InNOvation Academy	1 Admin / Classroom	4900 28th St N	St. Petersburg	33714	384	7681	570	No	No	A	
Tampa Bay	Pinellas	Gen Pop	2004	Lealman InNOvation Academy	2 Cafeteria	4900 28th St N	St. Petersburg	33714	393	2598	382	Yes	No	R	
Tampa Bay	Pinellas	Gen Pop	2009	Lella Davis ES	5 Classroom	2630 Landmark Dr	Clearwater	33761	374	7481	0	Yes	No	A	
Tampa Bay	Pinellas	Gen Pop	1996	McMullen-Booth ES	7 Classroom	3025 Union St	Clearwater	33579	273	4186	435	No	No	A	
Tampa Bay	Pinellas	Gen Pop	1996	McMullen-Booth ES	5 Classroom (1st Floor)	3025 Union St	Clearwater	33579	226	4516	399	No	No	R	
Tampa Bay	Pinellas	Gen Pop	2009	McMullen-Booth ES	4 Classroom (1st Floor)	3025 Union St	Clearwater	33759	209	5155	0	Yes	No	R	
Tampa Bay	Pinellas	Gen Pop	2009	Mildred Helms ES	12 Classroom	561 S Clearwater-Largo Rd	Largo	33770	466	9315	788	Yes	No	A	
Tampa Bay	Pinellas	Gen Pop	2008	New Heights ES	6 Classroom	3901 37th St N	St. Petersburg	33714	114	9666	118	No	No	A	
Tampa Bay	Pinellas	Gen Pop	2008	New Heights ES	5 Classroom	3901 37th St N	St. Petersburg	33714	242	9605	55	Yes	No	A	
Tampa Bay	Pinellas	Gen Pop	2008	New Heights ES	4 Classroom	3901 37th St N	St. Petersburg	33714	526	10519	665	Yes	No	A	
Tampa Bay	Pinellas	Gen Pop	2008	New Heights ES	3 Cafeteria	3901 37th St N	St. Petersburg	33714	480	4843	659	Yes	No	A	
Tampa Bay	Pinellas	Gen Pop	2008	New Heights ES	2 Library / Classroom	3901 37th St N	St. Petersburg	33714	483	2284	602	Yes	No	A	
Tampa Bay	Pinellas	Gen Pop	1982	Palm Harbor MS	7 Classroom	1800 Tampa Rd	Palm Harbor	34683	248	7684	115	No	No	R	
Tampa Bay	Pinellas	Gen Pop	1982	Palm Harbor MS	5 Classroom (1st Floor)	1800 Tampa Rd	Palm Harbor	34683	507	10140	116	No	No	R	
Tampa Bay	Pinellas	Gen Pop	2009	Palm Harbor MS	4 Classroom (1st Floor)	1800 Tampa Rd	Palm Harbor	34683	384	4958	155	No	No	R	
Tampa Bay	Pinellas	Gen Pop	1995	Palm Harbor University HS	12 Multipurpose	1900 Omaha St	Palm Harbor	34683	327	1364	0	No	No	R	
Tampa Bay	Pinellas	Gen Pop	1995	Palm Harbor University HS	10 Auditorium	1900 Omaha St	Palm Harbor	34683	645	11633	0	No	No	R	
Tampa Bay	Pinellas	Gen Pop	1995	Palm Harbor University HS	11 Classroom	1900 Omaha St	Palm Harbor	34683	364	5936	0	No	No	R	
Tampa Bay	Pinellas	Gen Pop	1995	Palm Harbor University HS	9 Music	1900 Omaha St	Palm Harbor	34683	502	3369	0	No	Yes	R	
Tampa Bay	Pinellas	Gen Pop	1995	Palm Harbor University HS	8 Gym	1900 Omaha St	Palm Harbor	34683	143	11727	0	No	No	R	
Tampa Bay	Pinellas	Gen Pop	1995	Palm Harbor University HS	7 Multipurpose	1900 Omaha St	Palm Harbor	34683	305	6099	0	No	No	R	
Tampa Bay	Pinellas	Gen Pop	1995	Palm Harbor University HS	6 Multipurpose	1900 Omaha St	Palm Harbor	34683	586	2864	0	No	No	R	
Tampa Bay	Pinellas	Gen Pop	1995	Palm Harbor University HS	5 Classroom	1900 Omaha St	Palm Harbor	34683	168	10037	0	No	No	R	
Tampa Bay	Pinellas	Gen Pop	1995	Palm Harbor University HS	4 Classroom	1900 Omaha St	Palm Harbor	34683	582	12896	0	No	No	R	
Tampa Bay	Pinellas	Gen Pop	1995	Palm Harbor University HS	2 Cafeteria	1900 Omaha St	Palm Harbor	34683	68	6546	0	No	No	R	
Tampa Bay	Pinellas	Gen Pop	1995	Palm Harbor University HS	3 Classroom	1900 Omaha St	Palm Harbor	34683	297	7275	0	No	No	R	
Tampa Bay	Pinellas	Gen Pop	2009	Ridgecrest ES	17 Classroom	1901 119th St N	Largo	33778	129	2587	0	Yes	No	A	
Tampa Bay	Pinellas	Gen Pop	2004	Ross Norton Recreation Center	Gym	1426 MLK Jr Ave	Clearwater	33756	303	6060	224	Yes	No	A	
Tampa Bay	Pinellas	Gen Pop	2009	Skycrest ES	6 Classroom	10 N Corona Ave	Clearwater	33765	531	10620	59	Yes	No	A	
Tampa Bay	Pinellas	Gen Pop	0	St Petersburg College - Midtown		1300 22nd St S	St. Petersburg	33712	591	11820	0	Yes	No	A	
Tampa Bay	Pinellas	Gen Pop	1987	St. Petersburg HS	5 Classroom (2nd Floor)	2501 5th Ave N	St. Petersburg	33713	297	5384	122	No	No	R	
Tampa Bay	Pinellas	Gen Pop	1996	St. Petersburg HS	4 Classroom (2nd Floor)	2501 5th Ave N	St. Petersburg	33713	269	5944	122	No	No	R	
<b>Pinellas General Population Shelter Spaces:</b>										<b>29129</b>	<b>14179</b>				
<b>SPECIAL NEEDS</b>															
Region	County	Shelter Type	Year Built	Site Name	Building	Street	City	Zip	Risk Capacity (Spaces)	Risk Capacity (Sq Ft)	Planned Usage (Spaces)	EHPA	Pet Friendly	As-Is (A) / Retrofit (R)	
Tampa Bay	Pinellas	SpNS	2002	Dunedin Highland MS	2 Classroom	70 Patricia Ave	Dunedin	34698	411	22777	734	Yes	No	A	
Tampa Bay	Pinellas	SpNS	2002	Dunedin Highland MS	3 Classroom	70 Patricia Ave	Dunedin	34698	380	24648	294	Yes	No	A	
Tampa Bay	Pinellas	SpNS	1997	John Hopkins MS	5 Classroom	701 16th St S	St. Petersburg	33705	288	15389	541	No	No	R	
Tampa Bay	Pinellas	SpNS	1997	John Hopkins MS	6 Classroom	701 16th St S	St. Petersburg	33705	256	17261	472	No	No	R	
Tampa Bay	Pinellas	SpNS	2004	Oak Grove MS	1 Admin / Multipurpose	1370 S Belcher Rd	Clearwater	33764	310	6021	0	No	No	A	
Tampa Bay	Pinellas	SpNS	2004	Oak Grove MS	6 Classroom	1370 S Belcher Rd	Clearwater	33764	100	18583	0	No	No	A	
<b>Pinellas Special Needs Shelter Spaces:</b>										<b>1745</b>	<b>2041</b>				
<b>Polk</b>															
<b>GENERAL POPULATION</b>															
Region	County	Shelter Type	Year Built	Site Name	Building	Street	City	Zip	Risk Capacity (Spaces)	Risk Capacity (Sq Ft)	Planned Usage (Spaces)	EHPA	Pet Friendly	As-Is (A) / Retrofit (R)	
Central Florida	Polk	Gen Pop	1992	George Jenkins HS	9 Gym	6000 Lakeland Highland RD	Lakeland	33813	777	15541	0	No	No	A	
Central Florida	Polk	Gen Pop	2005	Alta Vista ES	9 Classroom	801 Scenic Hwy	Haines City	33844	257	5136	0	No	No	A	
Central Florida	Polk	Gen Pop	2010	Auburndale HS	35 Cafeteria	1 Bloodhound Tr	Auburndale	33823	294	5888	0	No	No	A	
Central Florida	Polk	Gen Pop	2004	Bartow Senior HS	23 Cafeteria	1270 S Broadway Ave	Bartow	33830	276	5518	495	Yes	No	A	
Central Florida	Polk	Gen Pop	2004	Chain of Lakes ES	6 Multipurpose	7001 CR 653	Winter Haven	33884	324	654	521	Yes	No	A	
Central Florida	Polk	Gen Pop	2004	Chain of Lakes ES	5 Cafeteria	7001 CR 653	Winter Haven	33884	365	4660	521	Yes	No	A	
Central Florida	Polk	Gen Pop	2004	Chain of Lakes ES	4 2nd Floor	7001 CR 653	Winter Haven	33884	329	7380	522	Yes	No	A	
Central Florida	Polk	Gen Pop	2004	Chain of Lakes ES	4 1st Floor	7001 CR 653	Winter Haven	33884	369	6582	521	Yes	No	A	
Central Florida	Polk	Gen Pop	2004	Chain of Lakes ES	3 2nd Floor	7001 CR 653	Winter Haven	33884	233	7306	327	Yes	No	A	
Central Florida	Polk	Gen Pop	2004	Chain of Lakes ES	3 1st Floor	7001 CR 653	Winter Haven	33884	33	6477	0	Yes	No	A	
Central Florida	Polk	Gen Pop	1995	Charles R Richardson Center	Bartow Adult Day Care Center	751 Scenic Hwy	Haines City	33844	180	3618	0	No	No	A	
Central Florida	Polk	Gen Pop	2006	Combee ES	17 Classrooms	2805 Morgan Combee Rd	Lakeland	33801	302	6048	342	Yes	No	A	
Central Florida	Polk	Gen Pop	2001	Dr N E Roberts ES	7 Classrooms	6600 Green Rd	Lakeland	33810	249	4085	0	Yes	No	A	
Central Florida	Polk	Gen Pop	2001	Dr N E Roberts ES	6 Classrooms	6600 Green Rd	Lakeland	33810	391	5109	0	Yes	No	A	
Central Florida	Polk	Gen Pop	2001	Dr N E Roberts ES	4 Classrooms	6600 Green Rd	Lakeland	33810	255	7823	0	Yes	No	A	



Central Florida	Polk	Gen Pop	2007	Dr N E Roberts ES	2 Cafeteria	6600 Green Rd	Lakeland	33810	204	4972	0	Yes	No	A
Central Florida	Polk	Gen Pop	1992	George Jenkins HS	7 Auditorium	6000 Lakeland Highland Rd	Lakeland	33813	282	5641	0	No	No	A
Central Florida	Polk	Gen Pop	2008	George Jenkins HS	19 A Freshman Academy 1st Floor	6000 Lakeland Highland Rd	Lakeland	33813	853	17052	0	Yes	No	A
Central Florida	Polk	Gen Pop	2008	Haines City HS	8 Cafeteria	2800 Hornet Dr	Haines City	33844	1524	6384	3300	Yes	No	A
Central Florida	Polk	Gen Pop	2002	Haines City HS	20 Classroom	2800 Hornet Dr	Haines City	33844	319	30484	559	Yes	No	A
Central Florida	Polk	Gen Pop	2008	Haines City HS	20 A Freshman Academy 1st Floor	2800 Hornet Drive	Davenport	33807	881	17627	0	Yes	No	A
Central Florida	Polk	Gen Pop	2005	Highlands Grove ES	5 Cafeteria	4510 Lakeland Highlands Rd	Lakeland	33813	367	5061	582	Yes	No	A
Central Florida	Polk	Gen Pop	2005	Highlands Grove ES	4 2nd Floor	4510 Lakeland Highlands Rd	Lakeland	33813	437	7105	585	Yes	No	A
Central Florida	Polk	Gen Pop	2005	Highlands Grove ES	4 1st Floor	4510 Lakeland Highlands Rd	Lakeland	33813	367	7344	582	Yes	No	A
Central Florida	Polk	Gen Pop	2005	Highlands Grove ES	3 2nd Floor	4510 Lakeland Highlands Rd	Lakeland	33813	355	8731	585	Yes	No	A
Central Florida	Polk	Gen Pop	2005	Highlands Grove ES	3 1st Floor	4510 Lakeland Highlands Rd	Lakeland	33813	253	7332	435	Yes	No	A
Central Florida	Polk	Gen Pop	2007	Horizons ES	5 Cafeteria	1700 Forrest Lake Dr	Davenport	33837	367	5023	582	Yes	No	A
Central Florida	Polk	Gen Pop	2007	Horizons ES	4 2nd Floor	1700 Forest Lake Dr	Davenport	33837	198	7093	585	Yes	No	A
Central Florida	Polk	Gen Pop	2007	Horizons ES	4 1st Floor	1700 Forest Lake Dr	Davenport	33837	356	7122	582	Yes	No	A
Central Florida	Polk	Gen Pop	2007	Horizons ES	3 2nd Floor	1700 Forest Lake Dr	Davenport	33837	355	3962	585	Yes	No	A
Central Florida	Polk	Gen Pop	2007	Horizons ES	3 1st Floor	1700 Forest Lake Dr	Davenport	33837	251	7332	444	Yes	No	A
Central Florida	Polk	Gen Pop	2008	Inwood ES	11 Cafe	2200 Avenue G, NW	Winter Haven	33880	236	4725	0	Yes	No	A
Central Florida	Polk	Gen Pop	2006	James E Stephens ES	5 Classrooms	1350 N Maple Ave	Bartow	33830	257	5141	0	Yes	No	A
Central Florida	Polk	Gen Pop	1983	Jere L Stambaugh MS	9 Gym	226 N Main St	Auburndale	33823	1470	8739	0	Yes	No	R
Central Florida	Polk	Gen Pop	1983	Jere L Stambaugh MS	8 Classroom	226 N Main St	Auburndale	33823	60	11919	0	Yes	No	R
Central Florida	Polk	Gen Pop	1990	Jere L Stambaugh MS	3 Music	226 N Main St	Auburndale	33823	596	1201	0	Yes	No	R
Central Florida	Polk	Gen Pop	2008	Jere L Stambaugh MS	1 Admn / Classroom	226 N Main St	Auburndale	33823	437	29406	0	No	No	R
Central Florida	Polk	Gen Pop	2001	Jewett School of the Arts	9 Classroom	2250 8th St NE	Winter Haven	33881	417	5400	590	Yes	No	A
Central Florida	Polk	Gen Pop	2001	Jewett School of the Arts	8 Art	2250 8th St NE	Winter Haven	33881	101	2022	190	Yes	No	A
Central Florida	Polk	Gen Pop	2006	Jewett School of the Arts	7 Multipurpose	2250 8th St NE	Winter Haven	33881	270	8345	417	Yes	No	A
Central Florida	Polk	Gen Pop	2003	Karen Siegel Academy	7 Cafeteria	935 Evanhouse Rd	Lake Alfred	33850	59	1175	78	Yes	No	A
Central Florida	Polk	Gen Pop	2006	Kathleen ES	11 Classrooms	3515 Sheretz Rd	Lakeland	33810	387	7732	651	Yes	No	A
Central Florida	Polk	Gen Pop	2010	Kathleen HS	43 Multipurpose	1100 Red Devil Way	Lakeland	33815	304	6084	0	No	No	A
Central Florida	Polk	Gen Pop	2010	Kathleen SH	40 CLRM	1100 Red Devil Way	Lakeland	33815	1193	23868	0	Yes	No	A
Central Florida	Polk	Gen Pop	2010	Kathleen SH	33-B Music CLRM	1100 Red Devil Way	Lakeland	33815	384	7689	0	No	No	A
Central Florida	Polk	Gen Pop	2001	Kathleen SH	33-A Auditorium, Stage	1100 Red Devil Way	Lakeland	33815	246	4931	0	No	No	A
Central Florida	Polk	Gen Pop	2005	Lake Gibson HS	14 2nd Floor	7007 N Socrum Loop Rd	Lakeland	33809	315	5651	417	Yes	No	A
Central Florida	Polk	Gen Pop	2005	Lake Gibson HS	14 1st Floor	7007 N Socrum Loop Rd	Lakeland	33809	283	6300	417	Yes	No	A
Central Florida	Polk	Gen Pop	1976	Lake Gibson MS	1 Multipurpose	6901 N Socrum Loop Rd	Lakeland	33809	2371	47421	0	No	No	A
Central Florida	Polk	Gen Pop	2006	Lake Marion Creek School	6 Cafeteria	3055 Lake Marion Creek Rd	Poinciana	34759	420	4690	512	Yes	No	A
Central Florida	Polk	Gen Pop	2006	Lake Marion Creek School	5 1st Floor	3055 Lake Marion Creek Rd	Poinciana	34759	480	12088	802	Yes	No	A
Central Florida	Polk	Gen Pop	2006	Lake Marion Creek School	5 2nd Floor	3055 Lake Marion Creek Rd	Poinciana	34759	600	11371	847	Yes	No	A
Central Florida	Polk	Gen Pop	2006	Lake Marion Creek School	3 2nd Floor	3055 Lake Marion Creek Rd	Poinciana	34759	569	12008	847	Yes	No	A
Central Florida	Polk	Gen Pop	2006	Lake Marion Creek School	3 1st Floor	3055 Lake Marion Creek Rd	Poinciana	34759	604	9592	846	Yes	No	A
Central Florida	Polk	Gen Pop	2006	Lake Marion Creek School	2 Gym	3055 Lake Marion Creek Rd	Poinciana	34759	235	8390	442	Yes	No	A
Central Florida	Polk	Gen Pop	2008	Lake Region HS	31 CLRM	1995 Thunder Road	Eagle Lake	33839	1559	31181	0	Yes	No	A
Central Florida	Polk	Gen Pop	1994	Lake Region HS	4 Classrooms	1995 Thunder Rd	Eagle Lake	33839	840	13173	0	Yes	No	R
Central Florida	Polk	Gen Pop	2005	Lakeland Highlands MS	3 Classrooms	740 Lake Miriam Dr	Lakeland	33813	420	8400	557	Yes	No	A
Central Florida	Polk	Gen Pop	2006	Laurel ES	6 Classroom	1851 Laurel Ave	Poinciana	34759	252	9204	387	Yes	No	A
Central Florida	Polk	Gen Pop	2009	Laurel ES	1 Multipurpose	1851 Laurel Ave	Poinciana	34759	460	5030	832	Yes	No	A
Central Florida	Polk	Gen Pop	2005	Lincoln Avenue Academy	9 Classroom	1330 N Lincoln Ave	Lakeland	33805	348	6951	445	Yes	No	A
Central Florida	Polk	Gen Pop	2005	Loughman Oaks ES	7 Classroom	4600 US Hwy 92 N	Davenport	33837	256	5112	343	Yes	No	A
Central Florida	Polk	Gen Pop	0	Medulla Community Center	Main	1049 Parker Rd	Lakeland	33811	174	3480	0	No	No	R
Central Florida	Polk	Gen Pop	2007	Palmetto ES	4 Cafeteria	315 Palmetto St	Poinciana	34759	523	10465	797	Yes	No	A
Central Florida	Polk	Gen Pop	2007	Palmetto ES	5 Classrooms	315 Palmetto St	Poinciana	34759	518	10365	346	Yes	No	A
Central Florida	Polk	Gen Pop	2005	Phillip O'Brien ES	9 Classrooms	1225 E Lime St	Lakeland	33801	315	5960	0	Yes	No	A
Central Florida	Polk	Gen Pop	2005	Phillip O'Brien ES	10 Classrooms	1225 E Lime St	Lakeland	33801	298	6303	0	Yes	Yes	A
Central Florida	Polk	Gen Pop	2005	Pinewood ES	6 Classrooms	1400 Gilbert St	Eagle Lake	33839	244	4888	404	Yes	No	A
Central Florida	Polk	Gen Pop	1989	Polk/UF IFAS	W.H. Stuart Conference Center	1702 S. Holland Pkwy	Bartow	33830	304	6080	0	No	No	A
Central Florida	Polk	Gen Pop	2005	Purcell ES	3 Classroom	305 1st Ave NE	Mulberry	33860	317	6341	541	Yes	No	A
Central Florida	Polk	Gen Pop	2001	R.B. Wagner ES	6 Classroom	5500 Yates Rd	Lakeland	33811	261	5221	487	Yes	No	A
Central Florida	Polk	Gen Pop	2001	R.B. Wagner ES	4 Classroom	5500 Yates Rd	Lakeland	33811	383	7660	487	Yes	No	A
Central Florida	Polk	Gen Pop	2001	R.B. Wagner ES	7 Classroom	5500 Yates Rd	Lakeland	33811	211	4222	367	Yes	No	A
Central Florida	Polk	Gen Pop	2007	R.B. Wagner ES	2 Cafeteria	5500 Yates Rd	Lakeland	33811	243	4855	376	Yes	No	A
Central Florida	Polk	Gen Pop	2004	Ridge Community HS	6 Gym	500 Orchid Dr	Davenport	33837	595	16175	609	Yes	No	A
Central Florida	Polk	Gen Pop	2004	Ridge Community HS	5 Cafeteria	500 Orchid Dr	Davenport	33837	549	7345	868	Yes	No	A
Central Florida	Polk	Gen Pop	2004	Ridge Community HS	3 2nd Floor	500 Orchid Dr	Davenport	33837	529	12032	888	Yes	No	A
Central Florida	Polk	Gen Pop	2004	Ridge Community HS	3 1st Floor	500 Orchid Dr	Davenport	33837	602	10572	711	Yes	No	A
Central Florida	Polk	Gen Pop	2004	Ridge Community HS	2 2nd Floor	500 Orchid Dr	Davenport	33837	367	10987	405	Yes	No	A
Central Florida	Polk	Gen Pop	1999	Ridgeview Global Studies Academy	7 Classroom	1000 Dunson Rd	Davenport	33896	248	4466	374	No	No	A
Central Florida	Polk	Gen Pop	2003	Ridgeview Global Studies Academy	6 Classroom	1000 Dunson Rd	Davenport	33896	261	5229	501	Yes	No	A
Central Florida	Polk	Gen Pop	2007	Ridgeview Global Studies Academy	2 Cafeteria	1000 Dunson Rd	Davenport	33896	223	4962	376	No	No	A
Central Florida	Polk	Gen Pop	2005	Rochelle School of the Arts	15 2nd Floor	1501 MLK Jr Ave	Lakeland	33805	352	6051	435	Yes	No	A
Central Florida	Polk	Gen Pop	2005	Rochelle School of the Arts	15 1st Floor	1501 MLK Jr Ave	Lakeland	33805	303	7039	511	Yes	No	A
Central Florida	Polk	Gen Pop	1999	Sandhill ES	7 Classroom	1801 Tyner Rd	Haines City	33844	215	4291	374	No	No	A
Central Florida	Polk	Gen Pop	2003	Sandhill ES	6 Classroom	1801 Tyner Rd	Haines City	33844	302	6031	501	Yes	No	A
Central Florida	Polk	Gen Pop	2007	Sandhill ES	2 Cafeteria	1801 Tyner Rd	Haines City	33844	215	4979	376	Yes	No	R
Central Florida	Polk	Gen Pop	2005	Scott Lake ES	4 Classroom	1140 E County Rd 540A	Lakeland	33813	310	6201	432	Yes	No	A
Central Florida	Polk	Gen Pop	2010	Shelley S Boone MS	19 Cafeteria	225 S 22nd St	Haines City	33844	333	6654	0	No	No	A
Central Florida	Polk	Gen Pop	2006	Sleepy Hill ES	5 Cafeteria	2285 Sleepy Hill Rd	Lakeland	33810	366	5002	582	Yes	No	A
Central Florida	Polk	Gen Pop	2006	Sleepy Hill ES	4 2nd Floor	2285 Sleepy Hill Rd	Lakeland	33810	420	7048	585	Yes	No	A
Central Florida	Polk	Gen Pop	2006	Sleepy Hill ES	4 1st Floor	2285 Sleepy Hill Rd	Lakeland	33810	342	6840	582	Yes	No	A
Central Florida	Polk	Gen Pop	2006	Sleepy Hill ES	3 2nd Floor	2285 Sleepy Hill Rd	Lakeland	33810	352	8399	585	Yes	No	A
Central Florida	Polk	Gen Pop	2006	Sleepy Hill ES	3 1st Floor	2285 Sleepy Hill Rd	Lakeland	33810	250	7316	444	Yes	No	A
Central Florida	Polk	Gen Pop	2006	Southwest ES	9 Classroom	2650 SW Ave	Lakeland	33803	289	5771	425	Yes	No	A
Central Florida	Polk	Gen Pop	2006	TeNoroc Senior HS	6 Gym	4905 Saddle Creek Rd	Lakeland	33801	739	16876	962	Yes	No	A
Central Florida	Polk	Gen Pop	2006	TeNoroc Senior HS	5 Cafeteria	4905 Saddle Creek Rd	Lakeland	33801	686	6178	870	Yes	No	A
Central Florida	Polk	Gen Pop	2006	TeNoroc Senior HS	3 2nd Floor	4905 Saddle Creek Rd	Lakeland	33801	534	13153	742	Yes	No	A
Central Florida	Polk	Gen Pop	2006	TeNoroc Senior HS	3 1st Floor	4905 Saddle Creek Rd	Lakeland	33801	658	10680	654	Yes	No	A
Central Florida	Polk	Gen Pop	2006	TeNoroc Senior HS	2 2nd Floor	4905 Saddle Creek Rd	Lakeland	33801	309	13724	437	Yes	No	A
Central Florida	Polk	Gen Pop	2006	TeNoroc Senior HS	2 1st Floor	4905 Saddle Creek Rd	Lakeland	33801	844	14775	754	Yes	No	A
Central Florida	Polk	Gen Pop	1955	Winter Haven HS	20 Cafeteria	600 6th Street SE	Winter Haven	33880	320	6395	492	Yes	No	A

Polk General Population Shelter Spaces: 43837 41855

SPECIAL NEEDS

Region	County	Shelter Type	Year Built	Site Name	Building	Street	City	Zip	Risk Capacity (Spaces)	Risk Capacity (Sq Ft)	Planned Usage (Spaces)	EHPA	Pet Friendly	As-Is (A) / Retrofit (R)
Central Florida	Polk	SpNS	1995	Haines City Adult Day Care Center	Center	751 Scenic Hwy	Haines City	33844	60	3618	0	No		A
Central Florida	Polk	SpNS	2004	McKeel Academy of TechNology	14 Gym	1810 W Parker St	Lakeland	33815	199	11952	727	Yes		A
Central Florida	Polk	SpNS	0	Polk County Health Dept - Specialty Care Unit		1255 Beech Blvd	Bartow	33830	410	24575	0	No		R
Central Florida	Polk	SpNS	2004	Ridge Community HS	2 1st Floor	500 Orchid Dr	Davenport	33837	270	13928	1235	Yes		A

Polk Special Needs Shelter Spaces: 939 1962

Putnam

GENERAL POPULATION

Region	County	Shelter Type	Year Built	Site Name	Building	Street	City	Zip	Risk Capacity (Spaces)	Risk Capacity (Sq Ft)	Planned Usage (Spaces)	EHPA	Pet Friendly	As-Is (A) / Retrofit (R)
Northeast Florida	Putnam	Gen Pop	1988	Browning-Pearce ES	12 Classroom	100 Bear Blvd	San Mateo	32187	56	3499	0	No	No	A
Northeast Florida	Putnam	Gen Pop	1988	Browning-Pearce ES	6 Classroom	100 Bear Blvd	San Mateo	32187	456	4999	0	No	No	A
Northeast Florida	Putnam	Gen Pop	1988	Browning-Pearce ES	5 Classroom	100 Bear Blvd	San Mateo	32187	431	9659	0	No	No	A
Northeast Florida														

Northeast Florida	Putnam	Gen Pop	1988	Browning-Pearce ES	3 Classroom	100 Bear Blvd	San Mateo	32187	483	8624	0	No	No	A
Northeast Florida	Putnam	Gen Pop	1988	Browning-Pearce ES	2 Classroom	100 Bear Blvd	San Mateo	32187	250	9128	0	No	No	A
Northeast Florida	Putnam	Gen Pop	2001	Browning-Pearce ES	1 Admin	100 Bear Blvd	San Mateo	32187	175	1126	0	No	No	A
Northeast Florida	Putnam	Gen Pop	1982	Middleton Burney ES	1 Classroom / Cafeteria / Admin	1020 Huntington Rd	Crescent City	32112	682	13643	805	No	No	R
Northeast Florida	Putnam	Gen Pop	1992	Ochwilha ES	4 Dining	299 N SR 21	Melrose	32640	163	3267	325	No	Yes	A
Northeast Florida	Putnam	Gen Pop	1999	QI Roberts MS	6 Classroom	901 SR100	Florahome	32140	183	3875	216	Yes	No	A
Northeast Florida	Putnam	Gen Pop	1999	QI Roberts MS	5 Gym	901 SR100	Florahome	32140	334	6673	424	Yes	No	A
Northeast Florida	Putnam	Gen Pop	1999	QI Roberts MS	2 Classroom	901 SR100	Florahome	32140	194	3656	234	Yes	No	A
<b>Putnam General Population Shelter Spaces:</b>										<b>3796</b>	<b>2329</b>			

SPECIAL NEEDS														
Region	County	Shelter Type	Year Built	Site Name	Building	Street	City	Zip	Risk Capacity (Spaces)	Risk Capacity (Sq Ft)	Planned Usage (Spaces)	EHPA	Pet Friendly	As-Is (A) / Retrofit (R)
Northeast Florida	Putnam	SpNS	2006	Kelley Smith ES	12 Classroom	141 Kelly Smith School Rd	Palatka	32177	80	4809	144	Yes		A
Northeast Florida	Putnam	SpNS	0	PCHD	South Annex	2801 Kennedy St	Palatka	32177	31	1860	0	No		R
<b>Putnam Special Needs Shelter Spaces:</b>										<b>111</b>	<b>144</b>			

**Santa Rosa**

**GENERAL POPULATION**

Region	County	Shelter Type	Year Built	Site Name	Building	Street	City	Zip	Risk Capacity (Spaces)	Risk Capacity (Sq Ft)	Planned Usage (Spaces)	EHPA	Pet Friendly	As-Is (A) / Retrofit (R)
Emerald Coast	Santa Rosa	Gen Pop	1998	Avalon MS	1 Main	5445 King Arthur's Way	Milton	32583	1559	31176	1559	Yes	Yes	R
Emerald Coast	Santa Rosa	Gen Pop	1998	Avalon MS	1 Main EHPA	5445 King Arthur's Way	Milton	32583	1343	31176	0	No	No	A
Emerald Coast	Santa Rosa	Gen Pop	2006	Bennett C Russell ES	1 All other corridors	3740 Excalibur Way	Milton	32583	4000	80007	500	Yes	No	A
Emerald Coast	Santa Rosa	Gen Pop	2002	Chumuckla Community Center	Main Bldg Meeting Area	2355 Highway 182	Jay	32565	116	2318	116	No	No	R
Emerald Coast	Santa Rosa	Gen Pop	1993	Dixon Intermediate School	1	5540 Education Dr	Pace	32571	1873	37469	1200	No	No	R
Emerald Coast	Santa Rosa	Gen Pop	0	Jay HS (7-12)	26 Corridor 400	3741 School St	Jay	32565	753	2600	753	Yes	No	A
Emerald Coast	Santa Rosa	Gen Pop	0	Jay HS (7-12)	26 Corridors 100, 200, 300 & 900	3741 School St	Jay	32565	130	15050	0	Yes	No	A
Emerald Coast	Santa Rosa	Gen Pop	2002	Milton Community Center	Main	5629 Byrom St	Milton	32570	383	7667	352	No	No	R
Emerald Coast	Santa Rosa	Gen Pop	1993	West Navarre Primary School (PK-2)	600 wing Classroom	1955 Lowe Rd	Navarre	32566	98	7540	0	No	No	R
Emerald Coast	Santa Rosa	Gen Pop	1993	West Navarre Primary School (PK-2)	500 wing Classroom	1955 Lowe Rd	Navarre	32566	385	6860	0	No	No	R
Emerald Coast	Santa Rosa	Gen Pop	1993	West Navarre Primary School (PK-2)	400 wing Classroom	1955 Lowe Rd	Navarre	32566	497	8500	0	No	No	R
Emerald Coast	Santa Rosa	Gen Pop	1993	West Navarre Primary School (PK-2)	300 wing Classroom	1955 Lowe Rd	Navarre	32566	425	9940	0	No	No	R
Emerald Coast	Santa Rosa	Gen Pop	1993	West Navarre Primary School (PK-2)	200 wing Cafe / Music	1955 Lowe Rd	Navarre	32566	343	7700	0	No	No	R
Emerald Coast	Santa Rosa	Gen Pop	1993	West Navarre Primary School (PK-2)	100 wing Admin / Media	1955 Lowe Rd	Navarre	32566	377	1960	0	No	No	R
<b>Santa Rosa General Population Shelter Spaces:</b>										<b>12282</b>	<b>4480</b>			

**SPECIAL NEEDS**

Region	County	Shelter Type	Year Built	Site Name	Building	Street	City	Zip	Risk Capacity (Spaces)	Risk Capacity (Sq Ft)	Planned Usage (Spaces)	EHPA	Pet Friendly	As-Is (A) / Retrofit (R)
Emerald Coast	Santa Rosa	SpNS	2006	Bennet C. Russel ES	1 A/C Corridors / Cafeteria	3740 Excalibur Way	Milton	32583	237	14196	0	No		A
Emerald Coast	Santa Rosa	SpNS	2002	Milton Community Center	Main	5629 Byrom St	Milton	32570	128	7667	24	No		R
Emerald Coast	Santa Rosa	SpNS	1997	Thomas L Sims MS	1	5500 Education Dr	Pace	32571	704	42262	351	No		R
<b>Santa Rosa Special Needs Shelter Spaces:</b>										<b>1069</b>	<b>375</b>			

**Sarasota**

**GENERAL POPULATION**

Region	County	Shelter Type	Year Built	Site Name	Building	Street	City	Zip	Risk Capacity (Spaces)	Risk Capacity (Sq Ft)	Planned Usage (Spaces)	EHPA	Pet Friendly	As-Is (A) / Retrofit (R)
Southwest Florida	Sarasota	Gen Pop	2011	Booker HS	3 Cafeteria	3201 N Orange Ave	Sarasota	34234	1108	4872	280	Yes	Yes	A
Southwest Florida	Sarasota	Gen Pop	2011	Booker HS	4 Classroom	3201 N Orange Ave	Sarasota	34234	370	7401	1488	Yes	Yes	A
Southwest Florida	Sarasota	Gen Pop	2011	Booker HS	8 Classroom	3201 N Orange Ave	Sarasota	34234	244	22269	0	Yes	Yes	A
Southwest Florida	Sarasota	Gen Pop	2004	Booker MS	6 Classroom	2250 Myrtle St	Sarasota	34234	1062	7180	0	Yes	No	R
Southwest Florida	Sarasota	Gen Pop	1991	Booker MS	7 Classroom	2250 Myrtle St	Sarasota	34234	307	6130	0	No	No	R
Southwest Florida	Sarasota	Gen Pop	1991	Booker MS	14 Classroom	2250 Myrtle St	Sarasota	34234	359	21340	0	No	No	A
Southwest Florida	Sarasota	Gen Pop	2004	Fruitville ES	10 Classroom, 9 Cafeteria	601 HoNore Ave	Sarasota	34232	143	2866	943	No	Yes	R
Southwest Florida	Sarasota	Gen Pop	2001	Gulf Gate ES	1 Main	6500 S Lockwood Ridge Rd	Sarasota	34231	732	14620	0	Yes	Yes	R
Southwest Florida	Sarasota	Gen Pop	1998	North Port HS	8 Classroom	6400 W Price Blvd	North Port	34291	746	15380	809	No	Yes	R
Southwest Florida	Sarasota	Gen Pop	1998	North Port HS	4 Classroom	6400 W Price Blvd	Sarasota	34291	769	14920	700	No	Yes	R
Southwest Florida	Sarasota	Gen Pop	1998	North Port HS	5 Classroom	6400 W Price Blvd	Sarasota	34291	769	15830	750	No	Yes	R
Southwest Florida	Sarasota	Gen Pop	1998	North Port HS	6 Cafeteria	6400 W Price Blvd	Sarasota	34291	345	6900	480	No	Yes	R
Southwest Florida	Sarasota	Gen Pop	1998	North Port HS	7 Classroom	6400 W Price Blvd	North Port	34291	769	15380	710	No	Yes	R
Southwest Florida	Sarasota	Gen Pop	2009	State College of Florida - Lakewood Ranch	Medical Tech and Simulation	7131 Professional Pkwy E	Sarasota	34240	447	8940	0	No	Yes	A
Southwest Florida	Sarasota	Gen Pop	2007	Suncoast Polytechnical HS	1 Main	4650 Beneva Rd	Sarasota	34231	881	17628	1134	Yes	Yes	A
Southwest Florida	Sarasota	Gen Pop	1999	Taylor Ranch ES	5 Cafeteria	2500 Taylor Ranch Trail	Venice	34293	336	6740	249	No	Yes	R
Southwest Florida	Sarasota	Gen Pop	1989	Taylor Ranch ES	6 Classroom	2500 Taylor Ranch Trail	Venice	34293	190	8320	523	No	Yes	R
Southwest Florida	Sarasota	Gen Pop	1989	Taylor Ranch ES	7 Media Center	2500 Taylor Ranch Trail	Venice	34293	416	3800	0	No	Yes	R
Southwest Florida	Sarasota	Gen Pop	1989	Taylor Ranch ES	8 Classroom	2500 Taylor Ranch Trail	Venice	34293	337	6720	476	No	Yes	R
Southwest Florida	Sarasota	Gen Pop	1998	Tuttle ES	2 Classroom	2863 8th St	Sarasota	34237	1278	25561	0	No	Yes	A/R
Southwest Florida	Sarasota	Gen Pop	2005	Wilkinson ES	6 Classroom	3400 Wilkinson Rd	Sarasota	34231	1028	20551	1531	Yes	Yes	A
<b>Sarasota General Population Shelter Spaces:</b>										<b>12636</b>	<b>10073</b>			

**SPECIAL NEEDS**

Region	County	Shelter Type	Year Built	Site Name	Building	Street	City	Zip	Risk Capacity (Spaces)	Risk Capacity (Sq Ft)	Planned Usage (Spaces)	EHPA	Pet Friendly	As-Is (A) / Retrofit (R)
Southwest Florida	Sarasota	SpNS	2004	Tatum Ridge ES	1 Main	4100 Tatum Rd	Sarasota	34240	799	47920	1646	No	Yes	A
<b>Sarasota Special Needs Shelter Spaces:</b>										<b>799</b>	<b>1646</b>			

**Seminole**

**GENERAL POPULATION**

Region	County	Shelter Type	Year Built	Site Name	Building	Street	City	Zip	Risk Capacity (Spaces)	Risk Capacity (Sq Ft)	Planned Usage (Spaces)	EHPA	Pet Friendly	As-Is (A) / Retrofit (R)
East Central Florida	Seminole	Gen Pop	2001	Bentley ES	3 Classroom	2190 S Oregon Ave	Sanford	32771	1019	11504	0	No	Yes	R
East Central Florida	Seminole	Gen Pop	2004	Chiles MS	5 Auditorium / Gym	1240 Sanctuary Dr	Oviedo	32765	352	15910	352	No	No	R
East Central Florida	Seminole	Gen Pop	2004	Chiles MS	1 Admin / Cafeteria	1240 Sanctuary Dr	Oviedo	32766	206	4119	0	No	Yes	A
East Central Florida	Seminole	Gen Pop	2004	Chiles MS	4 Music	1240 Sanctuary Dr	Oviedo	32765	796	7044	157	No	Yes	R
East Central Florida	Seminole	Gen Pop	2005	Crystal Lakes ES	1 Main	231 Rinehart Rd	Lake Mary	32746	1090	21805	500	Yes	No	A
East Central Florida	Seminole	Gen Pop	2003	English Estates ES	6 Cafeteria / Classroom	299 Oxford R	Casselberry	32730	334	6677	0	No	No	A
East Central Florida	Seminole	Gen Pop	1988	Geneva ES	4 Cafeteria	275 1st St	Geneva	32372	178	3558	275	No	No	R
East Central Florida	Seminole	Gen Pop	2005	Hagerty HS	4 Multipurpose / Gym	3225 Lockwood Blvd	Oviedo	32765	794	16619	397	No	No	R
East Central Florida	Seminole	Gen Pop	2005	Hagerty HS	5 Cafeteria	3225 Lockwood Blvd	Oviedo	32765	776	5600	388	No	Yes	R
East Central Florida	Seminole	Gen Pop	2005	Hagerty HS	6 Classroom	3225 Lockwood Blvd	Oviedo	32765	931	19646	438	No	No	R
East Central Florida	Seminole	Gen Pop	2005	Hagerty HS	7 Classroom	3225 Lockwood Blvd	Oviedo	32765	982	18612	470	No	No	R
East Central Florida	Seminole	Gen Pop	1999	Hagerty HS	8 Gym	3225 Lockwood Blvd	Oviedo	32765	280	15523	0	No	No	R
East Central Florida	Seminole	Gen Pop	1999	Hagerty HS	9 Auditorium / Music	3225 Lockwood Blvd	Oviedo	32765	831	15881	0	No	No	R
East Central Florida	Seminole	Gen Pop	1999	John Evans ES	1 Main 1st Floor	100 E Chapman Rd	Oviedo	32765	1038	21896	0	No	No	R
East Central Florida	Seminole	Gen Pop	1999	John Evans ES	1 Main 2nd Floor	100 E Chapman Rd	Oviedo	32765	1095	20753	424	No	No	R
East Central Florida	Seminole	Gen Pop	1997	Lake Brantley HS	6 Classroom 1st Floor	991 Sand Lake Rd	Altamonte Springs	32714	394	8302	668	No	No	R
East Central Florida	Seminole	Gen Pop	1997	Lake Brantley HS	7 Classroom 1st Floor	991 Sand Lake Rd	Altamonte Springs	32714	439	8787	666	No	No	R
East Central Florida	Seminole	Gen Pop	1997	Lake Brantley HS	8 Classroom 1st Floor	991 Sand Lake Rd	Altamonte Springs	32714	415	7878	666	No	Yes	R
East Central Florida	Seminole	Gen Pop	0	Lawton Chiles MS	1A Admin	1240 Sanctuary Dr	Oviedo	32766	703	664	0	No	Yes	A
East Central Florida	Seminole	Gen Pop	2003	Layer ES	1 Main / Cafeteria 1st Floor	4201 SR 419	Winter Springs	32708	861	5020	100	No	No	R
East Central Florida	Seminole	Gen Pop	2003	Layer ES	1 Main 2nd Floor	4201 SR 419	Winter Springs	32708	1112	22240	0	No	No	R

Table with 14 columns: County, Shelter Type, Year Built, Site Name, Building, Street, City, Zip, Risk Capacity (Spaces), Risk Capacity (Sq Ft), Planned Usage (Spaces), EHPA, Pet Friendly, As-Is (A) / Retrofit (R). Contains data for various counties including East Central Florida and Seminole.

Seminole General Population Shelter Spaces: 29964 10514

SPECIAL NEEDS

Table with 14 columns: Region, County, Shelter Type, Year Built, Site Name, Building, Street, City, Zip, Risk Capacity (Spaces), Risk Capacity (Sq Ft), Planned Usage (Spaces), EHPA, Pet Friendly, As-Is (A) / Retrofit (R). Lists special needs shelters in Seminole.

Seminole Special Needs Shelter Spaces: 1374 300

St. Johns

GENERAL POPULATION

Large table with 14 columns: Region, County, Shelter Type, Year Built, Site Name, Building, Street, City, Zip, Risk Capacity (Spaces), Risk Capacity (Sq Ft), Planned Usage (Spaces), EHPA, Pet Friendly, As-Is (A) / Retrofit (R). Lists general population shelters in St. Johns.

St. Johns General Population Shelter Spaces: 24401 11038

SPECIAL NEEDS

Table with 14 columns: Region, County, Shelter Type, Year Built, Site Name, Building, Street, City, Zip, Risk Capacity (Spaces), Risk Capacity (Sq Ft), Planned Usage (Spaces), EHPA, Pet Friendly, As-Is (A) / Retrofit (R). Lists special needs shelters in St. Johns.

St. Johns Special Needs Shelter Spaces: 4226 1086

St. Lucie

GENERAL POPULATION

Table with 14 columns: Region, County, Shelter Type, Year Built, Site Name, Building, Street, City, Zip, Risk Capacity (Spaces), Risk Capacity (Sq Ft), Planned Usage (Spaces), EHPA, Pet Friendly, As-Is (A) / Retrofit (R). Lists general population shelters in St. Lucie.

Treasure Coast	St. Lucie	Gen Pop	1981	Lakewood Park ES	1 Main	7800 Indrio Rd	Ft Pierce	34951	1489	29771	215	No	No	R
Treasure Coast	St. Lucie	Gen Pop	1990	Manatee Academy K-8	3 Cafeteria	1450 SW Heatherwood Blvd	Port St Lucie	34986	207	4148	215	No	No	R
Treasure Coast	St. Lucie	Gen Pop	1990	Mariposa ES	3 Cafeteria	2620 SE Mariposa Ave	Port St Lucie	34952	206	4125	225	No	No	R
Treasure Coast	St. Lucie	Gen Pop	1979	Morningside ES	1 Classroom / Cafeteria	2300 SE Gowin Dr	Port St Lucie	34952	1501	30024	215	No	No	R
Treasure Coast	St. Lucie	Gen Pop	2004	Oak Hammock K-8	5 Gym	1251 SW California Blvd	Port St Lucie	34953	1230	12817	0	No	No	A
Treasure Coast	St. Lucie	Gen Pop	2004	Oak Hammock K-8	4 Cafeteria	1251 SW California Blvd	Port St Lucie	34953	1285	10613	500	No	No	A
Treasure Coast	St. Lucie	Gen Pop	2004	Oak Hammock K-8	2 Classroom	1251 SW California Blvd	Port St Lucie	34953	531	25697	500	No	No	A
Treasure Coast	St. Lucie	Gen Pop	2004	Oak Hammock K-8	1 Classroom	1251 SW California Blvd	Port St Lucie	34953	641	24602	0	No	No	A
Treasure Coast	St. Lucie	Gen Pop	1988	Parkway ES	1 Cafeteria	7000 NW Selwitz Rd	Ft Pierce	34983	1401	28024	417	No	No	R
Treasure Coast	St. Lucie	Gen Pop	2006	Samuel S Gaines K-8	4 Cafeteria	2250 S Jenkins Rd	Fort Pierce	34947	512	10234	500	No	No	A
Treasure Coast	St. Lucie	Gen Pop	1997	Savanna Ridge ES	1 Cafeteria	6801 Lennard Rd	Port St Lucie	34952	186	3716	516	No	No	R
Treasure Coast	St. Lucie	Gen Pop	2005	Treasure Coast HS	3 Cafeteria / Auditorium / Gym	1000 SW Darwin Blvd	Port St Lucie	34953	2148	42962	500	No	No	A
Treasure Coast	St. Lucie	Gen Pop	1985	Village Green Environmental Studies School	1 Cafeteria	1700 SE Lennard Rd	Port St Lucie	34952	1373	27453	220	No	No	R
Treasure Coast	St. Lucie	Gen Pop	1995	Weatherbee ES	1 Cafeteria	800 E Weatherbee Rd	Fort Pierce	34982	102	2043	576	No	No	R
Treasure Coast	St. Lucie	Gen Pop	2005	West Gate K-8	4 Cafeteria	1050 NW Cashmere Blvd	Port St Lucie	34986	517	10347	500	No	No	A
Treasure Coast	St. Lucie	Gen Pop	1988	White City ES	9 Cafeteria	905 W 2nd St	Ft Pierce	34982	123	2463	0	No	No	A
Treasure Coast	St. Lucie	Gen Pop	1985	Windmill Point ES	1 Cafeteria	700 SW Darwin Blvd	Port St Lucie	34953	126	2525	220	No	No	R
St. Lucie General Population Shelter Spaces:									26558	9915				

SPECIAL NEEDS														
Region	County	Shelter Type	Year Built	Site Name	Building	Street	City	Zip	Risk Capacity (Spaces)	Risk Capacity (Sq Ft)	Planned Usage (Spaces)	EHPA	Pet Friendly	As-Is (A) / Retrofit (R)
Treasure Coast	St. Lucie	SpNS	2008	Havert L Fenn Community Center	Main	2000 Virginia Ave	Ft Pierce	34982	535	32094	334	No	No	A
Treasure Coast	St. Lucie	SpNS	1998	Port St Lucie Community Center	2 2005 Addition	2195 SE Airoso Blvd	Port St Lucie	34984	215	4486	166	No	No	A
Treasure Coast	St. Lucie	SpNS	2005	Port St Lucie Community Center	1 Main	2195 SE Airoso Blvd	Port St Lucie	34984	75	12900	0	No	No	A
St. Lucie Special Needs Shelter Spaces:									825	500				

Sumter														
GENERAL POPULATION														
Region	County	Shelter Type	Year Built	Site Name	Building	Street	City	Zip	Risk Capacity (Spaces)	Risk Capacity (Sq Ft)	Planned Usage (Spaces)	EHPA	Pet Friendly	As-Is (A) / Retrofit (R)
East Central Florida	Sumter	Gen Pop	2014	Agriculture Center	Cow Palace	7620 SR 471	Bushnell	33513	389	7784	0	No	Yes	R
East Central Florida	Sumter	Gen Pop	2007	South Sumter Sr HS	44 Cafeteria	7060 N Main St / SR 475	Bushnell	33513	336	6717	0	No	Yes	A
East Central Florida	Sumter	Gen Pop	2001	Villages MS	Gym	251 Buffalo Tr	The Villages	32162	671	13428	0	No	No	A
East Central Florida	Sumter	Gen Pop	2001	Villages MS	Cafeteria	450 Village Campus Cir	The Villages	32162	402	8049	402	Yes	No	A
East Central Florida	Sumter	Gen Pop	995/201	Webster ES	14 A & B Cafeteria	349 S Market Blvd	Webster	33597	83	1658	0	No	No	A
East Central Florida	Sumter	Gen Pop	2003	Wildwood Community Center	Main	700 Huey St	Wildwood	34785	307	6145	477	No	No	R
East Central Florida	Sumter	Gen Pop	1999	Wildwood ES	18 Cafeteria	300 E Huey St	Wildwood	34785	136	2726	136	No	No	R
Sumter General Population Shelter Spaces:									2324	1015				

SPECIAL NEEDS														
Region	County	Shelter Type	Year Built	Site Name	Building	Street	City	Zip	Risk Capacity (Spaces)	Risk Capacity (Sq Ft)	Planned Usage (Spaces)	EHPA	Pet Friendly	As-Is (A) / Retrofit (R)
East Central Florida	Sumter	SpNS	n/a	n/a	n/a	n/a	n/a	n/a	0	0	0	n/a	n/a	n/a
Sumter Special Needs Shelter Spaces:									0	0				

Suwannee														
GENERAL POPULATION														
Region	County	Shelter Type	Year Built	Site Name	Building	Street	City	Zip	Risk Capacity (Spaces)	Risk Capacity (Sq Ft)	Planned Usage (Spaces)	EHPA	Pet Friendly	As-Is (A) / Retrofit (R)
North Central Florida	Suwannee	Gen Pop	2000	Branford ES	1 Cafeteria / Classroom	26801 SR 247	Branford	32008	1940	38801	287	Yes	No	A
North Central Florida	Suwannee	Gen Pop	1998	Branford HS	12 Band / Multipurpose	405 NE Reynolds St	Branford	32008	239	4780	0	No	No	A
North Central Florida	Suwannee	Gen Pop	1972	Branford HS	5 Classroom	405 NE Reynolds St	Branford	32008	356	7127	215	No	No	A
North Central Florida	Suwannee	Gen Pop	1994	RIVEROAK Technical College	13 Lab	415 Pinewood Dr SW	Live Oak	32064	46	922	60	No	No	A
North Central Florida	Suwannee	Gen Pop	2005	Suwannee ES	1 Classroom	1748 S Ohio Ave	Live Oak	32064	1870	37398	400	Yes	No	A
North Central Florida	Suwannee	Gen Pop	2009	Suwannee MS	12 ESE / Classroom	1730 Walker St SW	Live Oak	32064	356	7110	130	No	No	A
Suwannee General Population Shelter Spaces:									4807	1092				

SPECIAL NEEDS														
Region	County	Shelter Type	Year Built	Site Name	Building	Street	City	Zip	Risk Capacity (Spaces)	Risk Capacity (Sq Ft)	Planned Usage (Spaces)	EHPA	Pet Friendly	As-Is (A) / Retrofit (R)
North Central Florida	Suwannee	SpNS	2001	Suwannee Intermediate School	Cafeteria (2001 Add.)	1419 Walker Ave SW	Live Oak	32064	47	2847	50	No	No	R
Suwannee Special Needs Shelter Spaces:									47	50				

Taylor														
GENERAL POPULATION														
Region	County	Shelter Type	Year Built	Site Name	Building	Street	City	Zip	Risk Capacity (Spaces)	Risk Capacity (Sq Ft)	Planned Usage (Spaces)	EHPA	Pet Friendly	As-Is (A) / Retrofit (R)
North Central Florida	Taylor	Gen Pop	2002	Taylor County ES	7 Cafeteria	1600 E Green St	Perry	32347	250	9340	0	No	Yes	R
North Central Florida	Taylor	Gen Pop	2002	Taylor County ES	6 Classroom	1600 E Green St	Perry	32347	276	17506	0	No	Yes	A
North Central Florida	Taylor	Gen Pop	2002	Taylor County ES	5 Classroom	1600 E Green St	Perry	32347	796	8765	796	No	No	A
North Central Florida	Taylor	Gen Pop	2002	Taylor County ES	4 Classroom	1600 E Green St	Perry	32347	401	8029	401	No	No	A
North Central Florida	Taylor	Gen Pop	2002	Taylor County ES	3 Classroom	1600 E Green St	Perry	32347	438	15925	438	No	No	A
North Central Florida	Taylor	Gen Pop	2002	Taylor County ES	2 Media	1600 E Green St	Perry	32347	875	5520	875	No	No	R
North Central Florida	Taylor	Gen Pop	2002	Taylor County ES	1 Admin	1600 E Green St	Perry	32347	467	5000	0	No	No	R
North Central Florida	Taylor	Gen Pop	1991	Taylor County HS	3C, Music	900 N Johnson-Stripping Rd	Perry	32347	268	4180	0	No	Yes	R
North Central Florida	Taylor	Gen Pop	1991	Taylor County HS	4D JROTC / Classroom	900 N Johnson-Stripping Rd	Perry	32347	2530	2880	0	No	Yes	A
North Central Florida	Taylor	Gen Pop	1991	Taylor County HS	1A Admin / Classroom	900 N Johnson-Stripping Rd	Perry	32347	144	50600	0	No	Yes	A
North Central Florida	Taylor	Gen Pop	1991	Taylor County HS	2B Cafeteria	900 N Johnson-Stripping Rd	Perry	32347	209	5360	0	No	No	A
Taylor General Population Shelter Spaces:									6654	2510				

SPECIAL NEEDS														
Region	County	Shelter Type	Year Built	Site Name	Building	Street	City	Zip	Risk Capacity (Spaces)	Risk Capacity (Sq Ft)	Planned Usage (Spaces)	EHPA	Pet Friendly	As-Is (A) / Retrofit (R)
North Central Florida	Taylor	SpNS	n/a	n/a	n/a	n/a	n/a	n/a	0	0	0	n/a	n/a	n/a
Taylor Special Needs Shelter Spaces:									0	0				

Union														
GENERAL POPULATION														
Region	County	Shelter Type	Year Built	Site Name	Building	Street	City	Zip	Risk Capacity (Spaces)	Risk Capacity (Sq Ft)	Planned Usage (Spaces)	EHPA	Pet Friendly	As-Is (A) / Retrofit (R)
North Central Florida	Union	Gen Pop	1998	Lake Butler ES	22 Classroom	800 SW 6th St	Lake Butler	32054	144	2885	144	No	No	R
North Central Florida	Union	Gen Pop	1998	Lake Butler ES	21 Classroom	800 SW 6th St	Lake Butler	32054	144	2885	144	No	No	R
North Central Florida	Union	Gen Pop	1998	Lake Butler ES	20 Classroom	800 SW 6th St	Lake Butler	32054	144	2885	144	No	No	R
North Central Florida	Union	Gen Pop	1997	Union County HS	22 CR	1000 S Lake Ave	Lake Butler	32054	226	4521	0	No	No	A
North Central Florida	Union	Gen Pop	1997	Union County HS	23 CR	1000 S Lake Ave	Lake Butler	32054	187	3731	0	No	No	A
Union General Population Shelter Spaces:									845	432				

SPECIAL NEEDS														
Region	County	Shelter Type	Year Built	Site Name	Building	Street	City	Zip	Risk Capacity (Spaces)	Risk Capacity (Sq Ft)	Planned Usage (Spaces)	EHPA	Pet Friendly	As-Is (A) / Retrofit (R)
North Central Florida	Union	SpNS	1997	Union County HS	24 Athletics Dept	1000 S Lake Ave	Lake Butler	32054	54	3261	54	No	Yes	A
Union Special Needs Shelter Spaces:									54	54				

Volusia														
GENERAL POPULATION														
Region	County	Shelter Type	Year Built	Site Name	Building	Street	City	Zip	Risk Capacity (Spaces)	Risk Capacity (Sq Ft)	Planned Usage (Spaces)	EHPA	Pet Friendly	As-Is (A) / Retrofit (R)
East Central Florida	Volusia	Gen Pop	2009	Champion ES (K-5)	5 Dining	921 Tournament Dr	Daytona Beach	32124	204	4083	150	Yes	No	R
East Central Florida	Volusia	Gen Pop	2009	Citrus Grove ES (K-5)	3 Dining / Music	729 Hazen Rd	Deland	32720	202	4032	150	No	Yes	R
East Central Florida	Volusia	Gen Pop	1999	Creekside MS	4 A B C Classroom	6801 Airport Rd	Port Orange	32128	408	8159	0	No	No	R
East Central Florida	Volusia	Gen Pop	1999	Creekside MS	6 A B C Classroom	6801 Airport Rd	Port Orange	32128	359	7187	0	No	No	A
East Central Florida	Volusia	Gen Pop	1999	Creekside MS	9 Gym	6801 Airport Rd	Port Orange	32128	335	6698	0	No	No	A
East Central Florida	Volusia	Gen Pop	1999	Creekside MS	5 Classroom	6801 Airport Rd	Port Orange	32128	482	2685	0	No	No	A
East Central Florida	Volusia	Gen Pop	0	Daytona State College Deland	5 Science	1155 County Rd 4139	Deland	32724	145	2900	145	No	No	R
East Central Florida	Volusia	Gen Pop	1998	Daytona State College Deltona	1A (EHPA portion)	2351 Providence Blvd	Deltona	32725	101	2016	186	Yes	No	A
East Central Florida	Volusia	Gen Pop	2003	Deland HS	15 Classroom	800 N Hill Ave	Deland	32724	687	11627	0	No	No	R
East Central Florida	Volusia	Gen Pop	2003	Deland HS	14 Classroom	800 N Hill Ave	Deland	32724	373	11482	400	No	No	R
East Central Florida	Volusia	Gen Pop	2003	Deland HS	5 Dining	800 N Hill Ave	Deland	32724	574	7455	0	No	No	R
East Central Florida	Volusia	Gen Pop	2003	Deland HS	1 Auditorium / Classroom	800 N Hill Ave	Deland	32724	581	13744	0	No	No	R
East Central Florida	Volusia	Gen Pop	1982	Deland MS	4 Gym	1400 Aquarius Ave	Deland	32724	546	10911	250	No	No	R
East Central Florida	Volusia	Gen Pop	1986	Deltona HS	27 Classroom	100 Wolf Pack Run	Deltona	32725	220	4236	400	No	No	R
East Central Florida	Volusia	Gen Pop	1986	Deltona HS	15 Classroom / Multipurpose	100 Wolf Pack Run	Deltona	32725	323	6451	0	No	No	R
East Central Florida	Volusia	Gen Pop	2004	Deltona HS	14 Dining	100 Wolf Pack Run	Deltona	32725	212	4407	0	No	No	R
East Central Florida	Volusia	Gen Pop	1988	Deltona Lakes ES	8 Classroom	2022 Adelia Blvd	Deltona	32725	99	1975	150	No	No	R
East Central Florida	Volusia	Gen Pop	1987	Discovery ES	3 Dining / Music	975 Abigail Dr	Deltona	32725	274	4408	150	No	No	R
East Central Florida	Volusia	Gen Pop	1987	Discovery ES	1 Classroom	975 Abigail Dr	Deltona	32725	220	5470	0	No	No	R
East Central Florida	Volusia	Gen Pop	1995	Forest Lake ES	5 Dining / Music	1600 Doyle Rd	Deltona	32725	238	4755	150	No	No	R
East Central Florida	Volusia	Gen Pop	1999	Freedom ES	4 A B Classroom	1395 South Blue Lake Ave	Deland	32724	356	0	0	No	No	A
East Central Florida	Volusia	Gen Pop	1999	Freedom ES	3 A B Classroom	1395 South Blue Lake Ave	Deland	32724	446	0	0	No	No	A
East Central Florida	Volusia	Gen Pop	1992	Friendship ES	4 Dining / Art	2746 Fullford St	Deltona	32738	353	4899	0	No	No	R
East Central Florida	Volusia	Gen Pop	1992	Friendship ES	3 Classroom	2746 Fullford St	Deltona	32738	259	7059	150	Yes	No	R
East Central Florida	Volusia	Gen Pop	1998	Heritage MS	10 Music	1001 Parnell Court	Deltona	32738	117	2333	0	No	No	A
East Central Florida	Volusia	Gen Pop	1998	Heritage MS	9B Gym	1001 Parnell Court	Deltona	32738	335	6698	0	No	No	A
East Central Florida	Volusia	Gen Pop	1997	Heritage MS	6 A B C Classroom	1001 Parnell Court	Deltona	32738	258	0	0	No	No	R
East Central Florida	Volusia	Gen Pop	1997	Heritage MS	4 A B C Classroom	1001 Parnell Court	Deltona	32738	350	6990	0	No	No	R
East Central Florida	Volusia	Gen Pop	1997	Heritage MS	2 Dining	1001 Parnell Court	Deltona	32738	469	6264	0	Yes	No	R
East Central Florida	Volusia	Gen Pop	2004	Hinson MS	2 Dining	1860 N Clyde Morris Blvd	Ormond Beach	32117	486	7185	0	No	No	R
East Central Florida	Volusia	Gen Pop	2004	Hinson MS	9 Gym	1860 N Clyde Morris Blvd	Ormond Beach	32117	485	8301	0	No	No	A
East Central Florida	Volusia	Gen Pop	2004	Hinson MS	6 Classroom	1860 N Clyde Morris Blvd	Ormond Beach	32117	173	6509	0	No	No	R
East Central Florida	Volusia	Gen Pop	2004	Hinson MS	5 Classroom	1860 N Clyde Morris Blvd	Ormond Beach	32117	325	3462	0	No	No	R
East Central Florida	Volusia	Gen Pop	2004	Hinson MS	4 Classroom	1860 N Clyde Morris Blvd	Ormond Beach	32117	415	9705	0	Yes	No	R
East Central Florida	Volusia	Gen Pop	2006	Mainland HS	3 Gym	1255 W International Speedway Blvd	Daytona Beach	32114	208	33454	400	Yes	No	A
East Central Florida	Volusia	Gen Pop	2006	Mainland HS	2A Dining only	1255 W International Speedway Blvd	Daytona Beach	32114	1673	4156	0	Yes	No	R
East Central Florida	Volusia	Gen Pop	2004	Manatee Cove ES	4 Classroom	734 W Ohio Ave	Orange City	32763	185	7107	0	No	Yes	R
East Central Florida	Volusia	Gen Pop	2004	Manatee Cove ES	3 Classroom	734 W Ohio Ave	Orange City	32763	425	8501	0	No	No	R
East Central Florida	Volusia	Gen Pop	2004	Manatee Cove ES	2 Dining	734 W Ohio Ave	Orange City	32763	355	3694	150	No	No	R
East Central Florida	Volusia	Gen Pop	2006	Osteen ES	5 Dining	500 Doyle Rd	Osteen	32764	130	2595	0	Yes	No	R
East Central Florida	Volusia	Gen Pop	1991	Palm Terrace ES	5 Admin	1825 Dunn Ave	Daytona Beach	32114	130	2590	0	No	No	R
East Central Florida	Volusia	Gen Pop	1991	Palm Terrace ES	6 Dining	1825 Dunn Ave	Daytona Beach	32114	215	4297	0	No	No	R
East Central Florida	Volusia	Gen Pop	1991	Palm Terrace ES	10 Classroom	1825 Dunn Ave	Daytona Beach	32114	131	2615	0	No	No	R
East Central Florida	Volusia	Gen Pop	1991	Palm Terrace ES	9 Classroom	1825 Dunn Ave	Daytona Beach	32114	247	4942	0	No	No	R
East Central Florida	Volusia	Gen Pop	1991	Palm Terrace ES	8 Classroom	1825 Dunn Ave	Daytona Beach	32114	281	5618	0	No	No	R
East Central Florida	Volusia	Gen Pop	1991	Palm Terrace ES	3 Classroom	1825 Dunn Ave	Daytona Beach	32114	330	6608	0	No	No	R
East Central Florida	Volusia	Gen Pop	1991	Palm Terrace ES	2 Classroom	1825 Dunn Ave	Daytona Beach	32114	237	4742	0	No	No	R
East Central Florida	Volusia	Gen Pop	1991	Palm Terrace ES	1 Classroom	1825 Dunn Ave	Daytona Beach	32114	168	3360	0	No	No	R
East Central Florida	Volusia	Gen Pop	1991	Palm Terrace ES	4 Music / Art	1825 Dunn Ave	Daytona Beach	32114	130	1689	0	No	No	R
East Central Florida	Volusia	Gen Pop	1996	Pathways ES	5 Dining / Music	2100 Airport Rd	Ormond Beach	32714	236	4755	150	No	No	R
East Central Florida	Volusia	Gen Pop	1992	Pine Ridge HS	1 Admin / Dining	926 Howland Blvd	Deltona	32738	248	4958	400	No	No	R
East Central Florida	Volusia	Gen Pop	1982	Pine Trail ES	6 Dining / Art	300 Airport Rd	Ormond Beach	32714	251	5025	150	No	Yes	R
East Central Florida	Volusia	Gen Pop	2007	Pride ES	6 Classroom	1100 Learning Lane	Deltona	32738	212	6161	150	Yes	No	A
East Central Florida	Volusia	Gen Pop	2007	River Springs MS	2 Dining / Music	900 West Ohio Ave	Orange City	32763	484	9670	250	Yes	No	R
East Central Florida	Volusia	Gen Pop	2006	Southwestern MS	5 Gym	605 W New Hampshire Ave	Deland	32720	346	6916	0	Yes	No	A
East Central Florida	Volusia	Gen Pop	2003	Spirit ES	4 Classroom	1500 Meadowlark Dr	Deltona	32725	163	7059	0	No	No	A
East Central Florida	Volusia	Gen Pop	2003	Spirit ES	3 Classroom	1500 Meadowlark Dr	Deltona	32725	191	8501	150	Yes	No	R
East Central Florida	Volusia	Gen Pop	2003	Spirit ES	2 Dining	1500 Meadowlark Dr	Deltona	32725	425	3820	0	No	No	R
East Central Florida	Volusia	Gen Pop	2003	Spirit ES	1 Admin / Art / Music	1500 Meadowlark Dr	Deltona	32725	353	3262	0	No	No	R
East Central Florida	Volusia	Gen Pop	1992	Sunrise ES	2 Classroom	3155 Phonetia Dr	Deltona	32738	293	5863	150	No	No	R
East Central Florida	Volusia	Gen Pop	1992	Sunrise ES	4 Dining / Music / Art	3155 Phonetia Dr	Deltona	32738	274	5485	0	No	No	R
East Central Florida	Volusia	Gen Pop	1992	Sweetwater ES	2 Classroom	5800 Victoria Gardens Blvd	Port Orange	32127	373	7450	0	No	No	R
East Central Florida	Volusia	Gen Pop	2007	T.D. Taylor MS/HS	7 Gymnasium	100 East Washington Ave	Pierson	32180	171	10872	0	Yes	No	A
East Central Florida	Volusia	Gen Pop	2007	T.D. Taylor MS/HS	2 Dining	100 East Washington Ave	Pierson	32180	544	3411	400	No	No	A
East Central Florida	Volusia	Gen Pop	1990	Timbercrest ES	7 Classroom	2401 Eustace Ave	Deltona	32725	292	5845	0	No	No	A
East Central Florida	Volusia	Gen Pop	1989	Timbercrest ES	4 Dining / Music / Art	2401 Eustace Ave	Deltona	32725	128	4893	0	No	No	R
East Central Florida	Volusia	Gen Pop	2007	University HS	7 Dining	1000 W Rhode Island Ave	Orange City	32763	338	6768	400	Yes	No	R
East Central Florida	Volusia	Gen Pop	0	Volusia County Fairground	Tommy Lawrence Arena	3150 E New York Ave	Deland	32724	425	8500	500	No	Yes	R
East Central Florida	Volusia	Gen Pop	1995	Volusia Pines ES	4 Classroom	500 E Kicklighter Rd	Lake Helen	32744	263	5438	0	No	No	R
East Central Florida	Volusia	Gen Pop	2004	Volusia Pines ES	2 Classroom	500 E Kicklighter Rd	Lake Helen	32744	272	5257	0	No	No	R
Volusia General Population Shelter Spaces:									22525		5531			
SPECIAL NEEDS														
Region	County	Shelter Type	Year Built	Site Name	Building	Street	City	Zip	Risk Capacity (Spaces)	Risk Capacity (Sq Ft)	Planned Usage (Spaces)	EHPA	Pet Friendly	As-Is (A) / Retrofit (R)
East Central Florida	Volusia	SpNS	1994	Atlantic HS	3 ESE Classroom	1250 Reed Canal Rd	Port Orange	32129	97	5809	0	No	No	R
East Central Florida	Volusia	SpNS	1999	Creekside MS	3 A B C Classroom	6801 Airport Rd	Port Orange	32128	127	7624	185	No	No	R
East Central Florida	Volusia	SpNS	1999	Freedom ES	2 Dining	1395 South Blue Lake Ave	Deland	32724	64	3820	84	Yes	No	A
East Central Florida	Volusia	SpNS	1989	Galaxy MS	2 Dining	2400 Eustace Ave	Deltona	32725	110	0	166	No	No	R
East Central Florida	Volusia	SpNS	1997	Heritage MS	3 A B C Classroom	1001 Parnell Court	Deltona	32738	127	7624	176	No	No	R
East Central Florida	Volusia	SpNS	2004	Hinson MS	3 Classroom	1860 N Clyde Morris Blvd	Ormond Beach	32117	120	9729	250	Yes	R	
East Central Florida	Volusia	SpNS	1991	Palm Terrace ES	7 Classroom	1825 Dunn Ave	Daytona Beach	32114	61	3667	0	No	No	R
East Central Florida	Volusia	SpNS	2007	Pride ES	3 Dining	1100 Learning Lane	Deltona	32738	0	0	0	No	No	A
Volusia Special Needs Shelter Spaces:									706		861			
Wakulla														
GENERAL POPULATION														
Region	County	Shelter Type	Year Built	Site Name	Building	Street	City	Zip	Risk Capacity (Spaces)	Risk Capacity (Sq Ft)	Planned Usage (Spaces)	EHPA	Pet Friendly	As-Is (A) / Retrofit (R)
Apalachee	Wakulla	Gen Pop	2000	Crawfordville ES	200 Classroom	379 Arran Rd	Crawfordville	32327	88	1762	336	No	Yes	A
Apalachee	Wakulla	Gen Pop	2000	Crawfordville ES	300 Cafeteria	379 Arran Rd	Crawfordville	32327	70	1406	0	No	No	A
Apalachee	Wakulla	Gen Pop	2000	Crawfordville ES	500 Classroom	379 Arran Rd	Crawfordville	32327	107	2134	0	No	Yes	A
Apalachee	Wakulla	Gen Pop	2000	Crawfordville ES	600 Classroom	379 Arran Rd	Crawfordville	32327	84	1683	0	No	No	A
Apalachee	Wakulla	Gen Pop	2000	Crawfordville ES	700 Classroom / Lab	379 Arran Rd	Crawfordville	32327	74	1476	0	No	No	A
Apalachee	Wakulla	Gen Pop	1999	Riversprings MS	B 3 Section 900 Gym	800 Spring Creek Rd	Crawfordville	32327	415	8292	0	No	No	R
Apalachee	Wakulla	Gen Pop	1999	Riversprings MS	B 2 Sections 700 and 800 Caf and Music	800 Spring Creek Rd	Crawfordville	32327	418	8365	0	No	No	A
Wakulla General Population Shelter Spaces:									1256		336			
SPECIAL NEEDS														
Region	County	Shelter Type	Year Built	Site Name	Building	Street	City	Zip	Risk Capacity (Spaces)	Risk Capacity (Sq Ft)	Planned Usage (Spaces)	EHPA	Pet Friendly	As-Is (A) / Retrofit (R)
Apalachee	Wakulla	SpNS	n/a	n/a	n/a	n/a	n/a	n/a	0	0	0	n/a	n/a	n/a
Wakulla Special Needs Shelter Spaces:									0		0			

Walton														
GENERAL POPULATION														
Region	County	Shelter Type	Year Built	Site Name	Building	Street	City	Zip	Risk Capacity (Spaces)	Risk Capacity (Sq Ft)	Planned Usage (Spaces)	EHPA	Pet Friendly	As-Is (A) / Retrofit (R)
Emerald Coast	Walton	Gen Pop	2001	Freeport HS	1 EHPA Area	12615 US Hwy 331	Freeport	32439	1513	28819	0	No	No	A
Emerald Coast	Walton	Gen Pop	1999	Freeport HS	F-Classroom	12615 US Hwy 331	Freeport	32439	230	4590	0	No	No	R
Emerald Coast	Walton	Gen Pop	1999	Freeport HS	E-Cafeteria	12615 US Hwy 331	Freeport	32439	229	4565	0	No	No	R
Emerald Coast	Walton	Gen Pop	1999	Freeport HS	D-Classroom	12615 US Hwy 331	Freeport	32439	299	5975	0	No	No	R
Emerald Coast	Walton	Gen Pop	1999	Freeport HS	B-Gym	12615 US Hwy 331	Freeport	32439	944	18878	0	No	No	R
Emerald Coast	Walton	Gen Pop	1999	Freeport HS	A-Media	12615 US Hwy 331	Freeport	32439	65	1291	0	No	No	R
Emerald Coast	Walton	Gen Pop	1999	Freeport HS	C-Classroom	12615 US Hwy 331	Freeport	32439	187	3734	0	No	No	R
Emerald Coast	Walton	Gen Pop	2008	Mossy Head ES	A-Admin	13274 Hwy 90 W	DeFuniak Springs	32437	53	1051	91	No	No	A
Emerald Coast	Walton	Gen Pop	2006	Mossy Head ES	C-Classroom	13274 Hwy 90 W	DeFuniak Springs	32437	381	7628	0	No	No	A
Emerald Coast	Walton	Gen Pop	1993	Okaloosa-Walton Community College	2 Chautauqua Neighborhood Center	908 US HWY 90 W	DeFuniak Springs	32433	401	8020	0	No	No	R
Emerald Coast	Walton	Gen Pop	2005	Paxton HS	1 Auditorium	21893 Hwy 331 N	Laurel Hill	32538	287	3972	0	No	No	A
Emerald Coast	Walton	Gen Pop	2005	Paxton HS	1 Admin	21893 Hwy 331 N	Laurel Hill	32538	199	3972	0	No	No	A
Emerald Coast	Walton	Gen Pop	2002	South Walton HS	1 Main (excluding Cafeteria)	645 Greenway Tr	Santa Rosa Beach	32459	953	30126	1751	No	No	A
Emerald Coast	Walton	Gen Pop	2002	South Walton HS	1 Cafeteria	645 Greenway Tr	Santa Rosa Beach	32459	1506	19052	0	Yes	No	R
Emerald Coast	Walton	Gen Pop	2006	Walton HS	SW-SE classroom wing	499 Walton Rd	DeFuniak Springs	32433	626	0	0	Yes	No	A
Emerald Coast	Walton	Gen Pop	2006	Walton HS	G-Cafeteria 1st floor only	499 Walton Rd	DeFuniak Springs	32433	156	0	0	Yes	No	A
Emerald Coast	Walton	Gen Pop	2006	Walton HS	F-Music	499 Walton Rd	DeFuniak Springs	32433	285	5709	0	No	No	A
Emerald Coast	Walton	Gen Pop	2006	Walton HS	C Gym ESE rooms	499 Walton Rd	DeFuniak Springs	32433	1354	27060	0	Yes	No	A
Emerald Coast	Walton	Gen Pop	2006	Walton HS	D-Auditorium	499 Walton Rd	DeFuniak Springs	32433	290	5794	0	Yes	No	A
Walton General Population Shelter Spaces:									9958		1842			
SPECIAL NEEDS														
Region	County	Shelter Type	Year Built	Site Name	Building	Street	City	Zip	Risk Capacity (Spaces)	Risk Capacity (Sq Ft)	Planned Usage (Spaces)	EHPA	Pet Friendly	As-Is (A) / Retrofit (R)
Emerald Coast	Walton	SpNS	2002	Walton MS	KL Bldg 900 classrooms	605 Bruce Ave	Defuniak Springs	32435	160	5689	0	No	No	A
Walton Special Needs Shelter Spaces:									160		0			
Washington														
GENERAL POPULATION														
Region	County	Shelter Type	Year Built	Site Name	Building	Street	City	Zip	Risk Capacity (Spaces)	Risk Capacity (Sq Ft)	Planned Usage (Spaces)	EHPA	Pet Friendly	As-Is (A) / Retrofit (R)
Emerald Coast	Washington	Gen Pop	1999	ChIPLEY HS	11 Gym	1545 Brickyard Rd	ChIPLEY	32428	182	16736	309	No	No	R
Emerald Coast	Washington	Gen Pop	2000	ChIPLEY HS	10 Auditorium	1545 Brickyard Rd	ChIPLEY	32428	552	4407	364	No	No	A
Emerald Coast	Washington	Gen Pop	2000	ChIPLEY HS	9 Media	1545 Brickyard Rd	ChIPLEY	32428	329	3420	267	No	No	A
Emerald Coast	Washington	Gen Pop	1999	ChIPLEY HS	7 Lab / Classroom	1545 Brickyard Rd	ChIPLEY	32428	171	6577	0	No	No	R
Emerald Coast	Washington	Gen Pop	1999	ChIPLEY HS	6 Classroom	1545 Brickyard Rd	ChIPLEY	32428	220	11042	0	No	No	R
Emerald Coast	Washington	Gen Pop	2006	ChIPLEY HS	5 Classroom	1545 Brickyard Rd	ChIPLEY	32428	837	3648	0	No	No	R
Emerald Coast	Washington	Gen Pop	1999	Roulhac MS	12 (5th Grade wing)	1535 Brickyard Rd	ChIPLEY	32428	35	8752	0	No	No	A
Emerald Coast	Washington	Gen Pop	1999	Roulhac MS	8 Cafeteria	1535 Brickyard Rd	ChIPLEY	32428	294	2895	257	No	No	A
Emerald Coast	Washington	Gen Pop	1999	Roulhac MS	3 (3B) Classroom	1535 Brickyard Rd	ChIPLEY	32428	427	8532	301	No	No	A
Emerald Coast	Washington	Gen Pop	1999	Roulhac MS	2 (3A) Classroom	1535 Brickyard Rd	ChIPLEY	32428	145	5882	0	Yes	No	A
Emerald Coast	Washington	Gen Pop	2004	VerNon HS	8 Multipurpose	3232 Moss Hill Rd	VerNon	32462	137	3334	0	No	No	R
Emerald Coast	Washington	Gen Pop	2004	VerNon HS	7 Auditorium	3232 Moss Hill Rd	VerNon	32462	91	2881	0	No	No	R
Emerald Coast	Washington	Gen Pop	2004	VerNon HS	6 ESE	3232 Moss Hill Rd	VerNon	32462	507	3473	343	Yes	No	A
Emerald Coast	Washington	Gen Pop	2004	VerNon HS	5 Classroom	3232 Moss Hill Rd	VerNon	32462	239	6015	90	Yes	No	R
Emerald Coast	Washington	Gen Pop	2004	VerNon HS	4 Cafeteria	3232 Moss Hill Rd	VerNon	32462	301	4788	0	No	No	A
Emerald Coast	Washington	Gen Pop	2004	VerNon HS	3 PE / ROTC	3232 Moss Hill Rd	VerNon	32462	174	10137	0	Yes	No	A
Emerald Coast	Washington	Gen Pop	2004	VerNon HS	2 Media	3232 Moss Hill Rd	VerNon	32462	144	1810	0	No	No	R
Emerald Coast	Washington	Gen Pop	2004	VerNon HS	1 Admin	3232 Moss Hill Rd	VerNon	32462	167	2747	0	No	No	R
Emerald Coast	Washington	Gen Pop	1999	VerNon MS	5 Classroom	3206 Moss Hill Rd	VerNon	32462	157	7047	123	No	No	R
Emerald Coast	Washington	Gen Pop	1999	VerNon MS	4 Classroom	3206 Moss Hill Rd	VerNon	32462	352	7766	256	No	No	R
Emerald Coast	Washington	Gen Pop	1999	VerNon MS	3 Gym	3206 Moss Hill Rd	VerNon	32462	388	7044	173	No	No	R
Emerald Coast	Washington	Gen Pop	1999	VerNon MS	2 Music / Cafeteria	3206 Moss Hill Rd	VerNon	32462	352	3147	0	No	No	R
Washington General Population Shelter Spaces:									6201		2483			
SPECIAL NEEDS														
Region	County	Shelter Type	Year Built	Site Name	Building	Street	City	Zip	Risk Capacity (Spaces)	Risk Capacity (Sq Ft)	Planned Usage (Spaces)	EHPA	Pet Friendly	As-Is (A) / Retrofit (R)
Emerald Coast	Washington	SpNS	1998	Roulhac MS	1 Admin	1535 Brickyard Rd	ChIPLEY	32428	146	704	172	Yes	Yes	A
Washington Special Needs Shelter Spaces:									146		172			

**Appendix B**

*2020 Florida Building Code—Building, 7<sup>th</sup> Edition*  
Section 453.25 Public Shelter Design Criteria

**2020 Florida Building Code—Building, 7<sup>th</sup> Edition****453.25 Public shelter design criteria.**

**453.25.1 New facilities.** New educational facilities for school boards and Florida college boards, unless specifically exempted by the board with the written concurrence of the applicable local emergency management agency or the Florida Division of Emergency Management (DEM), shall have appropriate areas designed as enhanced hurricane protection areas (EHPAs) in compliance with this section. Exception: Facilities located, or proposed to be located, in a Category A, B or C evacuation zone shall not be subject to these requirements.

**453.25.1.1 Enhanced hurricane protection areas (EHPAs).** The EHPAs shall provide emergency shelter and protection for people for a minimum period of 24 hours during a hurricane.

**453.25.1.1.1** The EHPA criteria applies only to the specific portions of (K–12) and Florida college educational facilities that are designated as EHPAs.

**453.25.1.2** The EHPAs and related spaces shall serve the primary educational or auxiliary use during nonshelter occupancy.

**453.25.2 Site.** Factors such as low evacuation demand, size, location, accessibility and storm surge may be considered by the board, with written concurrence of the local emergency management agency or the DEM, in exempting a particular facility.

**453.25.2.1 Emergency access.** EHPAs shall have at least one route for emergency vehicle access. The emergency route shall be above the 100-year flood plain. This requirement may be waived by the board, with concurrence of the local emergency management agency or the DEM.

**453.25.2.2 Landscaping.** Landscaping around the EHPAs shall be designed to preserve safety and emergency access. Trees shall not conflict with the functioning of overhead or underground utility lines, or cause laydown or impact hazard to the building envelope.

**453.25.2.3 Parking.** During an emergency condition, vehicle parking shall be prohibited within 50 feet (15 240 mm) of an EHPA. Designated EHPA parking areas may be unpaved.

**453.25.2.4 Signage.** Floor plans of the facility, indicating EHPAs, shall be mounted in the emergency manager's office/area.

**453.25.3 Design.** EHPAs may be above or below ground and may have more than one story, provided the design satisfies the wind load and missile impact criteria. Modular and open-plan buildings may serve as EHPAs provided the design satisfies the wind load and missile impact criteria.



**453.25.3.1 Excluded spaces.** Spaces such as mechanical and electrical rooms, storage rooms, open corridors, kitchens, science rooms and labs, vocational shop areas and labs, computer rooms and labs, attic and crawl spaces shall be excluded from EHPA capacity calculations.

**453.25.3.2 Capacity.** Fifty percent of the net square feet of a designated educational facility shall be constructed as EHPAs. The net square feet shall be determined by subtracting from the gross square feet those spaces, such as mechanical and electrical rooms, storage rooms, open corridors, kitchens, science rooms and labs, vocational shop areas and labs, computer rooms, attic and crawl spaces, that shall be excluded from EHPA capacity calculations. The board, with concurrence of the applicable local emergency management agency or DEM, may adjust this requirement if it is determined to be in its best interest. The capacity of an EHPA shall be calculated at 20 square feet (1.86 m<sup>2</sup>) per occupant (adults and children five years or older). The capacity of a special needs EHPA shall be calculated at 60 square feet (5.57 m<sup>2</sup>) per occupant (adults and children five years or older).

**453.25.3.3 Toilets.** Toilet and hand-washing facilities should be located within the EHPAs and provided at one toilet and one sink per 40 occupants. These required toilet and hand-washing facilities are not in addition to those required for normal school occupancy and shall be included in the overall facility fixture count.

**453.25.3.3.1** Support systems for the toilets, e.g., bladders, portable toilets, water storage tanks, etc., shall be capable of supplying water and containing waste, for the designed capacity of the EHPAs.

**453.25.3.3.2** Plumbing and valve systems of “normal” toilets within the EHPAs may be designed for conversion to emergency operation to meet the required demand.

**453.25.3.4 Food service.** Where feasible, include counter tops for food distribution functions in the EHPAs.

**453.25.3.5 Manager’s office.** An administration office normally used by a school administrator shall be identified as the EHPA manager’s office and shall be located within the EHPA. The office shall have provisions for standby power, lighting, communications, main fire alarm control panel and storage for the manager’s equipment.

**453.25.4 Structural standard for wind loads.** At a minimum, EHPAs shall be designed for hurricane wind loads in accordance with ICC 500.

**453.25.4.1 Enclosure classifications.** Enclosure classifications for EHPAs shall be determined in accordance with ASCE 7, Section 26.2.

**453.25.4.2 Mechanical ventilation.** EHPAs shall have mechanical ventilation systems. Ventilation shall be provided at a minimum rate of 2 cfm per square foot (0.6 m<sup>3</sup>/min. per square meter) of EHPA floor area. The mechanical ventilation system shall be connected to the EHPA’s emergency power.

**453.25.4.3 Exterior envelope.** The exterior envelope, louvers over air intakes and vents, and gooseneck-type intakes and vents of EHPAs shall be designed and installed to meet the wind load and missile impact criteria.

**453.25.4.3.1 HVAC equipment mounted on roofs and anchoring systems** shall be designed and installed to meet the wind load criteria.

**453.25.4.3.2 Roof-mounted HVAC equipment** shall have a 12-inch-high (305 mm) curb around the roof opening and be designed to prevent the entry of rain water.

Exception: Exposed mechanical equipment or appliances fastened to a roof or installed on the ground in compliance with the code using rated stands, platforms, curbs, slabs, walls, or other means are deemed to comply with the wind-resistance requirements of the 2007 Florida Building Code, as amended. Further support or enclosure of such mechanical equipment or appliances is not required by a state or local official having authority to enforce the Florida Building Code.

**453.25.5 Electrical and standby emergency power system.** The EHPA shall be provided with a standby emergency electrical power system, per Chapter 27, NFPA 70 Articles 700 and 701, which shall have the capability of being connected to a backup generator or other optional power source. Where economically feasible, an equivalent photovoltaic system may be provided. The EHPA's emergency systems include, but are not limited to: (1) an emergency lighting system, (2) illuminated exit signs, (3) fire protection system(s), alarm (campus wide) and sprinkler, and (4) minimum ventilation for health/safety purposes. The fire alarm panel shall be located in the EHPA manager's office. A remote annunciator panel shall be located in or adjacent to the school administrator's office. When generators are installed, the facility housing the generator, permanent or portable, shall be an enclosed area designed to protect the generators from wind and missile impact. Air intakes and exhausts shall be designed and installed to meet the wind load and missile impact criteria. Generators hardened by the manufacturer to withstand the area's design wind and missile impact criteria shall be exempt from the enclosed area criteria requirement.

**453.25.5.1 EHPA lighting.** Emergency lighting shall be provided within the EHPA, EHPA manager's office, toilet rooms, main electrical room and generator spaces and shall be at least 10 footcandles (100 lux) of general illumination, which can be reduced to 1/2 footcandle (5 lux) in the sleeping areas during the night.

**453.25.5.2 Optional standby systems.** Additional non-life safety systems, as defined by Chapter 27 and NFPA 70 Article 702 (Optional Standby Systems), may be supplied power, if available, by the standby emergency power system. These systems shall be connected to the standby emergency power system via an electrical subpanel to the standby electrical power system's main electrical panel. This will allow selective or total load shedding of power if required. The fire alarm, emergency lighting and illuminated exit signs throughout the entire campus shall receive first priority to power provided by the standby emergency power system per Chapter 27 and NFPA 70 Article 700. The systems listed are not

all-encompassing but are in order of priority. Local officials may request additional systems they deem necessary for health, welfare and safety of the public during occupancy:

1. Remainder of the school's campus security lighting (building and site).
2. Additional ventilation systems within the EHPA, including heat.
3. Intercom system.
4. Food storage equipment.
5. Additional electric receptacles, other than those required by Section 453.25.5.3.

**453.25.5.3 Receptacle outlets.** A minimum of four electrical outlets, served with power from the standby circuits, shall be provided in the EHPA manager's office.

**453.25.6 Inspections.** EHPAs shall be considered "threshold buildings" in accordance with Section 553.71(12), Florida Statutes, and shall comply with Sections 553.79(5), 553.79(7), and 553.79(9), Florida Statutes.

**453.25.6.1** Construction of EHPAs shall be inspected during the construction process by certified building code inspectors or the design architect/engineer(s) certified pursuant to Part XII Chapter 468, Florida Statutes and threshold inspectors for compliance with applicable rules and laws.

**453.25.6.2** The emergency electrical systems shall be inspected during the construction process by certified electrical inspector or Florida-registered professional engineers certified pursuant to Part XII Chapter 468, Florida Statutes, skilled in electrical design.

**453.25.6.3** All shutter systems, roofs, overflow scuppers, and structural systems of EHPAs shall be inspected and maintained annually prior to hurricane season and after a major event. All emergency generators shall be inspected under load conditions including activation of the fire alarms, emergency lights in accordance with applicable equipment codes and NFPA standards, and including mechanical systems and receptacles connected to the emergency power.

## **Appendix C**

### Acronyms and Abbreviations

## Acronyms

**AMSL** – Above Mean Sea Level

**ANSI** – American National Standards Institute

**ARC** – American Red Cross

**ARC 3041** – ARC publication *Mass Care - Preparedness and Operations*

**ARC 4496** – ARC publication *Standards for Hurricane Evacuation Shelter Selection*

**ASCE** – American Society of Civil Engineers

**ASCE 7** – ASCE publication *Minimum Design Loads for Buildings and Other Structures*

**BEBR** – Bureau of Economic and Business Research (University of Florida)

**EHPA** – Enhanced Hurricane Protection Area

**FBC** – Florida Building Code

**FEMA** – Federal Emergency Management Agency

**FISH** – Florida Inventory of School Houses

**FIRM** – Flood Insurance Rate Map

**F.S.** – Florida Statutes

**GP** – General Population (shelter)

**HMGP** – Hazard Mitigation Grant Program

**IBC** – International Building Code

**ICC** – International Code Council

**ICC-500** – ICC/NSSA Standard for the Design and Construction of Storm Shelters

**K-12 (school)** – Kindergarten to High School Grade 12

**LEPC** – Local Emergency Planning Committee

**LiDAR** – Light Detection and Ranging

**MPH** – Miles Per Hour

**Acronyms (Continued)**

**NHC** – National Hurricane Center

**NWS** – National Weather Service

**PHE** – Public Health Emergency

**PSN** – Persons with Special Needs

**RPC** – Regional Planning Council

**SLOSH** – Sea, Lake, and Overland Surges from Hurricanes

**SpNS** – Special Needs Shelter

**Sq.Ft.** – Square Feet (area quantity dimension)

**SREF** – State Requirements for Educational Facilities

**SRES** – Statewide Regional Evacuation Study

**UF** – Usability Factor (or Use Factor)

## **Appendix D**

### Glossary

## Glossary

**Approve:** Acceptable to the authority having jurisdiction. Also, Approved or Approval.

**As-Is:** Current or existing condition at time of survey.

**Access and Functional Needs Population(s):** Groups whose needs may not be fully addressed by traditional service providers. This includes groups that may feel they cannot comfortably or safely access and use the standard resources offered in disaster preparedness, response, and recovery. This includes, but is not limited to: those who have a physical and/or mental disability (blind, cognitive disorders, mobility limitations, deaf and/or hard of hearing, etc.); Limited or non-English speaking; medically or chemically dependent; geographically and/or culturally isolated; frail elderly, and children.

**Accessibility:** A site, building, facility, or portion thereof that complies with the *Americans with Disabilities Act Accessibility Guidelines for Building and Facilities (Code of Federal Regulations 28 CFR Part 36)* and/or the *Florida Building Code—Building, Chapter 11* (reference: *Florida Building Code--Accessibility*). Also, Accessible.

**Barrier Island (Coastal):** Geological features which lie above the line of mean high water and are completely surrounded by open marine waters that front upon the Gulf of Mexico, Atlantic Ocean, Florida Bay or Straits of Florida; reference Section 161.54(2), Florida Statutes.

**Board:** Unless otherwise specified, means a district school board, a college board of trustees, or a university board of trustees.

**Building Enclosure:** Exterior cladding, wall, window, louver and door assemblies, roof deck and skylight assemblies, and other components that enclose a building and serve as a barrier between exterior and interior environments. Also, Building Envelope.

**Certify:** Statement in writing by a duly licensed professional attesting to compliance with a standard. Also, Certification.

**Core Area (or Protected Area):** Portion(s) of a facility or building enclosed within one or more walls, partitions, ceilings or mezzanines, roofs, assemblies, screens, barriers or baffling that when surveyed and ranked as a complete enclosure can provide improved protection of occupants from identified hazard(s) when compared to the unprotected surrounding host or adjacent structure(s).

**Critical Support Systems:** Structures, systems and components required to ensure the health, safety and well-being of occupants. Critical support systems include, but not limited to, life-safety systems, potable and waste water systems, electrical power systems and heating, ventilation and air-conditioning (HVAC) systems.



**Glossary (continued)**

**Educational Facilities:** Means the buildings and equipment, structures, and special educational use areas that are built, installed, or established to serve primarily the educational purposes and secondarily the social and recreational purposes of the community and which may lawfully be used as authorized by Florida Statutes and approved by boards.

**Enhanced Hurricane Protection Area:** A new educational facility, or portion thereof, designed, constructed, inspected and maintained in accordance with the Public Shelter Design Criteria, section 453.25, *Florida Building Code—Building*.

**Essential Facility:** Buildings and other structures that are categorized as Risk Category IV in Table 1.5-1 of ASCE Standard 7-10, *Minimum Design Loads for Buildings and Other Structures*; buildings and other structures that are intended to remain operational in the event of an extreme environmental loading condition (e.g., flood waters and high wind).

**Evacuation Shelter:** A safe congregate care facility that provides services and is utilized for populations displaced by an emergency or disaster incident. An evacuation shelter may be located either inside (risk shelter) or outside (host shelter) of the disaster impact area and are typically operational for a period to not normally exceed 72 hours. Typically, these capacities are determined based on 20 square feet per person.

**Risk Shelter:** Facilities designated as risk shelters may be located within the hazard risk zone (i.e., lie in the forecast path and associated error cone of an approaching hurricane or severe storm). Construction of these facilities meets established minimum safety requirements considered for least-risk decision making for the community.

**Host Shelter:** A facility that is safe and provides services, and is located outside of a hazard risk zone.

**Evacuation Zone (Hurricane):** Area(s) designated by a jurisdiction's emergency management agency requiring evacuation from particular hurricane scenarios to protect populations vulnerable to storm surge inundation. Evacuation zones are developed taking into consideration all populated areas having a risk of storm surge inundation, and areas not subject to inundation but may be isolated as a result.

**Excluded Space:** Mechanical, electrical, plumbing and other utility rooms; telecommunication and information technology equipment rooms; storage rooms and closets; exterior/outside circulation and open corridors; restrooms, toilet rooms, and shower and drying areas; kitchen and food preparation rooms and serving areas; science rooms and labs; computer and information technology rooms and labs; mechanical shop areas; vocational and industrial technology shop areas and labs; library and media rooms and labs; administrative office and support areas; record vaults; and, attics and crawl spaces.

**Glossary (continued)**

**Functional Needs Support Services (FNSS):** Services that enable children and adults to maintain their usual level of independence in a general population shelter. FNSS includes reasonable modification of policies, practices and procedures, durable medical equipment, consumable medical supplies, personal assistance services and other goods and services as needed. Children and adults requiring FNSS may have physical, sensory, mental health, cognitive and/or intellectual disabilities affecting their ability to function independently without assistance. Reference Section 3.1, *Guidance on Integration of Functional Needs Support Services in General Population Shelters*, FEMA, 2010.

**General Population Shelter:** Location(s) that are, in whole or in part, to provide shelter and services to persons who have no other option for sheltering. These shelters provide basics such as food, water and basic first aid. Persons evacuating to a pet friendly shelter should bring their own supplies such as pet food, pet cages/carriers, blankets, toiletries/hygiene items, medications and clothing. To the extent possible, back-up generator power may be made available.

**Gross Square Footage:** The enclosed interior floor area of a facility, measured from the outside surfaces of all enclosing walls that form the boundaries of the spaces.

**Guideline:** Criterion or procedure established to assist in determining a course of action, but not necessarily required or enforceable by law. A framework that can assist in decision making.

**Host Shelter:** See Evacuation Shelter

**Included Space:** All rooms and areas not included in the definition of excluded space.

**Long Span (Roof):** See Open Span.

**Marginal:** Lower end of adequate or suitable conditions; less than preferred.

**Mass-Care:** Emergency provision of life sustaining services to ensure the health, safety and well-being of a congregate population; as examples, shelter, food and water, sanitation, first aid, security.

**Mega-Shelter:** An arena, stadium, convention center or similar very high-occupancy facility that is used to shelter an exceptionally large population of evacuees from a major disaster. Mega-shelters are often designed, planned or designated to accommodate more than 5,000 evacuees in dormitory area(s) at the same time. A mega-shelter may be used at any time in the emergency cycle (evacuation, response and recovery) and may be located inside or outside of the disaster impact area.

**Glossary (continued)**

**Mitigation:** Actions taken to prevent or reduce the risk to life, property, social, economic activities, and natural resources from natural or technological hazards.

**Net Square Footage:** The enclosed interior floor area of a facility, measured from the inside surfaces of all enclosing walls that form the boundaries of the spaces.

**New Construction:** Means any construction of a building or unit of a building in which the entire work is new. An addition connected to an existing building which adds additional square footage to the space inventory is considered new construction. See section 453.5.8, *Florida Building Code--Building*.

**Occupancy:** The purpose for which a building or other structure, or part thereof, is used or intended to be used.

**Occupant Support Areas:** Areas required to ensure the health, safety and well-being of occupants. Occupant support areas may include, but not limited to, shelter management, food preparation, water and food storage, electrical and mechanical rooms, toilet and other sanitation rooms, and first-aid stations.

**On-site:** Means located either inside, immediately adjacent to, or on the same contiguous property grounds of a facility, building or place and under the control of the owner or lawful tenant.

**Open Span (Roof):** An area in a structure where the clear distance between load bearing or supporting elements (e.g., walls, beams, columns, etc.) in the shortest direction is 40 feet or more.

**Person(s) with Special Needs:** Someone who during periods of evacuation or emergency require sheltering assistance due to physical impairment, mental impairment, cognitive impairment, or sensory disabilities. See Rule 64-3.010(1), Florida Administrative Code.

**Pet-Friendly Shelter:** Location(s) that are, in whole or in part, to provide shelter and services to persons with companion animals (pets) who have no other option for sheltering. These shelters may allow caregivers to remain with pets. These shelters provide basics such as food, water and basic first aid. Persons evacuating to a pet friendly shelter should bring their own supplies such as pet food, pet cages/carriers, blankets, toiletries/hygiene items, medications and clothing.

**Public Health Emergency:** An event that requires social distancing. In regard to sheltering it is concurrent with an activation that requires additional public shelter space.

**Qualitative:** Assessment based upon empirical methods and observed qualities and characteristics.

### **Glossary (continued)**

**Recognize:** Acceptance or acknowledgement of validity based upon observations, acquired facts, documents and certifications available at the time of survey. Also, recognition.

**Recovery Shelter:** A safe congregate care facility that provides services and is utilized for populations displaced by an emergency or disaster incident. Typically, these capacities are determined based on 40 square feet per person. May also be known in some documents as a Standard Shelter.

**Short-Term Shelter:** A safe congregate care facility that provides services and is utilized for a period not to normally exceed two (2) weeks for populations displaced by an emergency or disaster incident.

**Long-Term Shelter:** A safe congregate care facility that provides services and is utilized for durations typically longer than two (2) weeks for populations displaced by an emergency or disaster incident.

**Reduction Factor:** Factors used to reduce the net floor area in order to accommodate presence of exterior and interior walls, furnishings, equipment, walkways, etc., resulting in the net usable floor area.

**Remodeling:** Means the changing of existing facilities by rearrangement of spaces and their use and includes, but is not limited to, the conversion of two classrooms to a science laboratory or the conversion of a closed plan arrangement to an open plan configuration.

**Renovation:** Means the rejuvenating or upgrading of existing facilities by installation or replacement of materials and equipment and includes, but is not limited to, interior or exterior reconditioning of facilities and spaces; air-conditioning, heating, or ventilating equipment; fire alarm systems; emergency lighting; electrical systems; and complete roofing or roof replacement, including replacement of membrane or structure.

**Retrofit:** Modifications performed upon an existing structure or infrastructure with the goal of significantly reducing or eliminating potential damage due to a specific hazard.

**Risk Shelter:** See Evacuation Shelter

**Safe:** Affording protection that at a minimum is consistent with the intent of American Red Cross publication *Hurricane Evacuation Shelter Selection Standards* (formerly ARC 4496).

Also, Safer and Safest.

### **Glossary (continued)**

**Saffir-Simpson Hurricane Scale:** The current prevalent system of classifying hurricane intensity in the Atlantic, Caribbean and East Pacific oceans. Hurricanes are categorized on a scale of 1 (minimum) to 5 (extreme) based on wind velocity and provides examples of types of damage and impacts in the United States associated with winds of the indicated intensity.

**Shelter:** A designated place, building or facility of relative safety that temporarily provides services with the goal of preserving life and reducing human suffering.

**Shelter Envelope:** Vertical and horizontal materials and assemblies that enclose a shelter area and serve as protective barriers from hurricane wind and debris hazards. The shelter envelope includes roof coverings, roof assembly, roof top vent & equipment penetrations for assemblies, exterior walls, door and window assemblies, glazing, skylight assemblies, louvers and where applicable floor and interior wall assemblies that separate the shelter from unprotected areas of a host building.

**Shutters:** Permanent or temporary closures or shields and assemblies that serve as a structural barrier to resist wind induced loads that act on their surface(s), to include aerodynamic and wind-borne debris impact loads.

**Sea, Lake and Overland Surges from Hurricanes (SLOSH):** A computerized numerical model developed by the National Weather Service to estimate storm surge heights resulting from historical, hypothetical or predicted hurricanes by taking into account atmospheric pressure, size, forward speed and track data. These parameters are used to create a model of the wind field which drives the storm surge.

**Site:** The spatial location of existing or planned facility(s), ancillary structures and utilities, improvements and surrounding environment. A space of ground occupied or to be occupied by a facility or program

**Special Needs Client(s):** See Person(s) with Special Needs.

**Special/Medical Needs Shelter (SpNS):** Location(s) that are, in whole or in part, designated under Chapter 252 and section 381.0303, Florida Statutes, to provide shelter and services to persons with special needs who have no other option for sheltering. These shelters are designated to have back-up generator power. Special needs shelter services are to minimize deterioration of pre-event levels of health. See Rule 64-3.010(10), Florida Administrative Code. Typically, these capacities are determined based on 60 square feet per person.

**Glossary (continued)**

**Standard:** Reference, criterion or procedure that is accepted or acknowledged as being authoritative, and establishes a minimum quantitative or qualitative measure or attribute that can be required and enforceable by law.

**Storm Surge:** An abnormal rise in sea level accompanying a hurricane or other intense storm, and whose height is the difference between the observed level of the sea surface and the level that would have occurred in the absence of the storm. Storm surge is usually estimated by subtracting the normal or astronomical high tide from the observed storm tide.

**Survey:** A gathering and assessment of provided or available information to be used as necessary to carry out the purposes of sections 252.35(2)(p) and 252.385(2)(a), Florida Statutes. Information may include data, facts, figures, interviews, opinions, reports, studies, maps, photographs, construction drawings, specifications and observation samplings.

**Usable Square Feet (or Net Usable Square Feet):** Floor area of included spaces reduced to account for: structural building features, such as thickness or dimensions of partitions, walls and columns; fixed, mounted or movable objects, such as instruction, illustration or decorative features; cabinetry, casework and consoles; furniture, fixtures and equipment; or other features that under probable conditions cannot be removed or stored away to maximize available floor space during use as a hurricane evacuation shelter.

## **Appendix E**

### Hurricane Evacuation Shelter Space Capacity and Net Usability Factors

## **Hurricane Evacuation Shelter Space Capacity**

Fifty percent of the net square footage (NSF) of new educational facilities are required to be designed and constructed to meet the EHPA code provisions. Certain types of spaces may be excluded from the EHPA provisions (excluded spaces). However, based on design constraints or preferences, the excluded spaces may be incorporated into or within an EHPA's exterior envelope. The EHPA occupant capacity is used by board staff, emergency managers and design professionals to determine the occupant capacity and infrastructure-related operational requirements (such as quantities of potable water, toilets, hand washing sinks, and parking). EHPA's may be located in a single large room or a combination of rooms, located on one or more stories, and possibly in more than one building. To begin the EHPA capacity calculation process, identify those rooms or spaces that are to be excluded. Section 453.25.3.1, *Florida Building Code--Building* and Section 252.385(4)(b), F.S. serve as guides to identify excluded space.

The following is a summary of example excluded spaces:

**Excluded Spaces.** Mechanical, electrical, plumbing and other utility rooms; telecommunication and information technology equipment rooms; storage rooms and closets; exterior/outside circulation and open corridors; restrooms, toilet rooms, and shower and drying areas; kitchen and food preparation rooms and serving areas; science rooms and labs; computer and information technology rooms and labs; mechanical shop areas; vocational and industrial technology shop areas and labs; library and media rooms and labs; administrative office and support areas; record vaults; and, attics and crawl spaces.

**Included Spaces.** All other spaces, rooms and areas not listed as an excluded space.

The NSF of EHPA floor space is determined by subtracting excluded spaces from the designated educational facility's gross square feet (GSF).

**Gross Square Feet, GSF -  $\Sigma$  Excluded Space Floor Areas, sq.ft. = Net Square Feet, NSF**

The board, with the concurrence of the local emergency management agency or the Division may adjust this requirement if in its best interest. This includes determination of excluded/included spaces or formula for calculation of design occupant capacity.

Net usable floor area is defined as follows:

**Usable Square Feet (USF, or Net USF).** NSF floor area of included spaces reduced to account for: structural building features, such as thickness or dimensions of partitions, walls and columns; fixed, mounted or movable objects, such as instructive, illustrative or decorative features; cabinetry, casework and consoles; furniture, fixtures and equipment; or other features that under probable conditions cannot be removed or stored during use as a hurricane evacuation shelter.

**Net Square Feet, NSF -  $\Sigma$  Excluded Floor Areas, sq.ft. = Net Usable Square Feet, Net USF**



As an alternative method to calculate USF, the following empirical usability factors can be used instead:

1. Reduce the NSF of either individual or multiple cumulative designated spaces (rooms or areas) with concentrated furnishings or fixed seating by 50 percent. Examples are auditoriums, amphitheater, conference rooms and certain classroom types with numerous closely spaced furnishings, materials, supplies, or instructive, illustrative or decorative features (e.g., primary or elementary). To calculate a space's Net USF multiply NSF by 0.50.
2. Reduce the net square footage of either individual or multiple cumulative designated spaces with unconcentrated furnishings (e.g., loose tables and chairs) and no fixed seating by 35 percent. Examples are educational classrooms and skills labs, dining areas, band and music rooms, and exhibition galleries. To calculate a space's Net USF multiply NSF by 0.65.
3. Reduce the NSF of either individual or multiple cumulative designated spaces (rooms or areas) with assembly or open floors and without fixed seating by 15 percent. Examples are gymnasiums, dance floors, open multipurpose rooms, and interior/inside circulation corridors. Retractable seating is not considered fixed seating. To calculate a space's Net USF multiply NSF by 0.85.

An example list of DOE room design codes, descriptions and reduction factors is available in Table E-2. Table E-2's Net Usability Factors are empirical in that they are based upon large-scale typical conditions. Boards, local emergency management agencies and shelter program partners, and design professionals may adjust the empirical usability factors to address site-specific or operational conditions.

If GSF (outside wall perimeter dimensions) is known instead of NSF (inside wall surface perimeter dimensions), multiply GSF by 0.943 to estimate NSF.

$$\text{GSF} * 0.943 = \text{NSF}, \text{ or to convert NSF to GFS: } \text{NSF} * 1.06 = \text{GSF}$$

The hurricane evacuation shelter capacity of an EHPA is calculated using 20 sq.ft. per occupant. The FBC formula is as follows:

$$(\text{GSF} - \sum \text{Excluded Space, sq.ft.}) / 20 = \text{Occupant Capacity}$$

To calculate occupant capacity based upon Net USF floor area, the formula is:

$$\sum (\text{NSF Included Spaces, sq.ft.} * \text{Usability Factors}) / 20 = \text{Occupant Capacity}$$

The designer should be aware that SpNS "client" occupant capacity is based upon a recommended 60 sq.ft. per client. The 60 sq.ft. includes an allowance for an oversized cot or bed, medical equipment and supplies, and access for medical staff or care-giver.

In an emergency, on a short-term basis during hurricane conditions, the American Red Cross and emergency management officials may temporarily reduce the occupant floor area requirement to 15 sq.ft. per occupant. This emergency contingency measure does not affect the EHPA criteria's requirement to use 20 square feet per occupant to calculate design capacity.

The designer should be aware that for adults and children with certain access or functional needs support service (FNSS) requirements, such as persons that need wheelchairs or scooters, lift equipment, service animal and/or personal assistance services, FEMA recommends a floor space allocation of 100 sq.ft. (assumed Net USF). For design and planning purposes, the larger FNSS accommodation space may apply to one (1) of every 10 occupants. In some cases the 100 sq.ft. may be shared with a caregiver (i.e., 50 sq.ft. each). Additional guidance on floor space layout considerations can be found at the following web address:

[http://www.ct.gov/demhs/lib/demhs/space layout considerations.pdf](http://www.ct.gov/demhs/lib/demhs/space%20layout%20considerations.pdf)

Assuming that the FNSS space is shared by a caregiver (50 sq.ft. each), replace 20 sq.ft. with 26 sq.ft. This will reduce the facility's occupant capacity to account for the FNSS spaces. However, the EHPA code doesn't recognize use of the larger occupant allowance. Therefore, 20 sq.ft. should be used to calculate mechanical, electrical, plumbing and other related design feature requirements.

For guidance purposes only, Table D-1 provides the Division's recommendations for calculating the number of occupants of both evacuation and extended duration shelter types. The floor area allowances apply to all sizes of shelters from small with design occupants of less than 50 to mega-shelters with thousands of occupants. The allowances include additional accommodation space for persons needing FNSS. The definitions for the shelter types can be found in Appendix D, Glossary. To use Table D-1, identify the Type of Shelter (including duration of occupancy) and the appropriate Floor Area Minimum Recommendation. Then replace the code minimum value of "20" in the Occupant Capacity formula(s) given previously with the value selected from Table D-1. The calculated occupant capacity will provide the total number of occupants with a reduction to accommodate FNSS spaces.

As an example, for a general population risk evacuation shelter with a total of 10,000 NSF of floor area and 0.85 usability factor, replace the "20" with "26" as follows:

$$(10,000 * 0.85) / 26 = 326 \text{ occupant spaces}$$

Of the 326 total calculated occupant spaces, two of 10 (2:10), or 20 percent, 65 spaces are needed to accommodate FNSS occupants (@ 50 Net USF each). The remaining 261 code minimum spaces, or ~80 percent, are based on 20 Net USF each.

$$\begin{aligned} 326 * 0.20 &= 65 \text{ FNSS spaces @ 50 Net USF each} \\ 326 - 65 &= 261 \text{ code minimum spaces @ 20 Net USF each} \end{aligned}$$

<b>Table E-1. Florida Shelter Occupant Space Calculation Recommendations with FNSS for Dormitory Areas</b>		
<b>Type of Shelter (Duration of Occupancy)</b>	<b>Floor Area Minimum Recommendation, average net usable sq.ft.</b>	<b>Floor Area Range, average net usable sq.ft.</b>
<b>General Population</b>		
EHPA Minimum Risk Evacuation (24 hours)	20	20
ICC 500 Minimum Risk Evacuation (24 hours)	20	20
Risk Evacuation Shelter (24 - 72 hours)	26	22-46
Host Evacuation Shelter (24 - 72 hours)	26	26-46
Recovery/Short Term Shelter (72 hours - 2 weeks)	42	42-64
Long Term Shelter (more than 2 weeks)	60	60-82
<b>Special Needs Population</b>		
EHPA Minimum Risk Evacuation (24 hours)	20	20
ICC 500 Minimum Risk Evacuation (24 hours)	20	20
Risk Evacuation Shelter (24 - 72 hours)	60	60-82
Host Evacuation Shelter (24 - 72 hours)	60	60-82
Recovery/Short Term Shelter (72 hours - 2 weeks)	80	80-100
Long Term Shelter (more than 2 weeks)	100	100-120

<b>Design Code Number</b>	<b>Design Description</b>	<b>Minimum Room sq.ft.</b>	<b>Normal sq.ft. per student</b>	<b>Net Usability Factor</b>
00001	Primary Classroom (K-3)	600	40	0.50
00002	Intermediate Class ( 4-8)	600	39	0.65
00003	Senior High Class (9-12)	600	32	0.65
00004	Intermediate Class	608	32	0.65
00005	Elementary Resource	416	32	0.65
00008	Elementary Math Skills Lab	608	32	0.65
00009	Elementary Social Studies Lab	608	32	0.65
00010	Primary Skills Lab (K-3)	600	49	0.65
00011	Intermediate/Middle Skills Lab (4-8)	600	39	0.65
00012	Senior High Skills Lab (9-12)	600	32	0.65
00015	Elementary Open Plan Area	1,920	32	0.65
00021	Middle/Junior High Resource	416	32	0.65
00024	Middle/Junior High Math Skills Lab	608	32	0.65
00025	Middle/Junior High Social Studies Lab	608	32	0.65
00026	Middle/Junior High Lang Arts Lab	608	32	0.65
00029	Middle/Junior High Art Lab	630	42	0.50
00030	Primary Open Plan (K-3)	1,368	38	0.65
00031	Intermediate/Middle Open Plan (4-8)	1,408	32	0.65
00032	Senior High Open Plan (9-12)	1,600	27	0.65
00035	Senior High Class	513	27	0.65
00036	Senior High Resource	416	32	0.65
00039	Senior High Math Skills Lab	512	32	0.65
00040	Resource Room	290	29	0.65
00041	Senior High Language Arts Lab	512	32	0.65
00047	Senior High Art Lab	530	53	0.50
00050	Art – Elementary	600	37	0.50
00051	Art – Middle	630	42	0.50
00052	Art – Senior High	530	53	0.50
00060	ESE Special Class (Part Time)	650	65	0.50
00061	ESE Part-time	600	65	0.50
00062	ESE Full-Time	600	95	0.50
00063	ESE Vocational	600	95	0.50
00064	ESE Part Time/Full Time Lab	600	0	0.50
00065	ESE Resource	290	95	0.50
00075	Vocal Music Class (Middle-Senior High)	513	57	0.65
00076	Band Class (Middle-Senior High)	1,200	35	0.65
00077	Orchestra Class (Middle-Senior High)	513	57	0.65
00078	General Music Class (Middle-Senior High)	518	37	0.65
00079	Guitar Lab (Middle-Senior High)	518	37	0.65
00110	PE Multipurpose Room (Middle-Senior High)	800	0	0.85
00111	Junior High Gym	1	0	0.85
00112	Senior High Gym	1	0	0.85
00113	Gym Seating	1	0	0.85
00118	PE Wrestling Room	402	0	0.85
00119	PE Gymnastics & Dance	420	0	0.85
00316	Teacher Lounge/Dining	1	0	0.65
00340	Dining Area	1	0	0.65
00360	Auditorium	1	0	0.50
00361	Multipurpose Room (Dining)	1	0	0.65
00363	Stage	1	0	0.65
00370	Lobby	1	0	0.85
00700	Inside Circulation	1	0	0.85
00708	J.R.O.T.C.	1	42	0.65
00830	Ensemble	300	0	0.65
00840	Vocational Related Classroom	256	0	0.65

## **Appendix F**

### Hurricane Evacuation Shelter Space Capacity Demand Data

2022 SESP Hurricane Evacuation Shelter Space Demand Estimate

RPC Region	County	2022 Estimated General Population Shelter Demand (w/o PSN)		2022 Estimated PSN Shelter Demand		2022 Estimated Total Shelter Demand		2027 Estimated General Population Shelter Demand (w/o PSN)		2027 Estimated PSN Shelter Demand		2027 Estimated Total Shelter Demand	
		SPACES	SQFT	SPACES	SQFT	SPACES	SQFT	SPACES	SQFT	SPACES	SQFT	SPACES	SQFT
Emerald Coast	Bay	6,737	134,740	1,712	102,720	8,449	237,460	6,831	136,620	1,736	104,160	8,567	240,780
	Escambia	10,476	209,520	500	30,000	10,976	239,520	10,622	212,440	507	30,420	11,130	242,860
	Holmes	841	16,820	121	7,260	962	24,080	852	17,040	123	7,380	975	24,420
	Okaloosa	7,289	145,780	100	6,000	7,389	151,780	7,391	147,820	101	6,060	7,492	153,880
	Santa Rosa	6,754	135,080	150	9,000	6,904	144,080	6,848	136,960	152	9,120	7,001	146,080
	Walton	3,766	75,320	150	9,000	3,916	84,320	3,818	76,360	152	9,120	3,971	85,480
	Washington	1,146	22,920	166	9,960	1,312	32,880	1,162	23,240	168	10,080	1,330	33,320
<b>Subtotal (Emerald Coast):</b>		<b>37,009</b>	<b>740,180</b>	<b>2,899</b>	<b>173,940</b>	<b>39,908</b>	<b>914,120</b>	<b>37,524</b>	<b>750,480</b>	<b>2,939</b>	<b>176,340</b>	<b>40,463</b>	<b>926,820</b>
Apalachee	Calhoun	569	11,380	91	5,460	660	16,840	576	11,520	92	5,520	669	17,040
	Franklin	273	5,460	214	12,840	487	18,300	278	5,560	218	13,080	497	18,640
	Gadsden	1,664	33,280	632	37,920	2,296	71,200	1,708	34,160	649	38,940	2,358	73,100
	Gulf	699	13,980	15	900	714	14,880	711	14,220	15	900	727	15,120
	Jackson	1,311	26,220	143	8,580	1,454	34,800	1,320	26,400	144	8,640	1,464	35,040
	Jefferson	743	14,860	160	9,600	903	24,460	769	15,372	166	9,960	935	25,332
	Leon	7,157	143,140	600	36,000	7,757	179,140	7,300	146,003	612	36,720	7,912	182,723
	Liberty	357	7,140	65	3,900	422	11,040	378	7,566	69	4,140	447	11,706
Wakulla	1,783	35,660	100	6,000	1,883	41,660	1,872	37,443	105	6,300	1,977	43,743	
<b>Subtotal (Apalachee):</b>		<b>14,556</b>	<b>291,120</b>	<b>2,020</b>	<b>121,200</b>	<b>16,576</b>	<b>412,320</b>	<b>14,912</b>	<b>298,248</b>	<b>2,070</b>	<b>124,200</b>	<b>16,986</b>	<b>422,448</b>
North Central Florida	Alachua	8,704	174,080	600	36,000	9,304	210,080	8,748	174,950	603	36,180	9,351	211,130
	Bradford	993	19,860	167	10,020	1,160	29,880	1,006	20,129	169	10,140	1,175	30,269
	Columbia	3,713	74,260	50	3,000	3,763	77,260	3,756	75,128	51	3,060	3,807	78,188
	Dixie	1,129	22,580	142	8,520	1,271	31,100	1,141	22,814	143	8,580	1,284	31,394
	Gilchrist	820	16,400	53	3,180	873	19,580	826	16,519	53	3,180	879	19,699
	Hamilton	562	11,240	76	4,560	638	15,800	567	11,348	77	4,620	644	15,968
	Lafayette	405	8,100	13	780	418	8,880	406	8,128	13	780	419	8,908
	Levy	3,076	61,520	19	1,140	3,095	62,660	3,090	61,799	19	1,140	3,109	62,939
	Madison	149	2,980	11	660	160	3,640	995	19,896	11	660	1,006	20,556
	Suwannee	2,568	51,360	92	5,520	2,660	56,880	2,577	51,536	92	5,520	2,669	57,056
	Taylor	1,121	22,420	63	3,780	1,184	26,200	1,126	22,527	63	3,780	1,189	26,307
Union	518	10,360	43	2,580	561	12,940	522	10,436	43	2,580	565	13,016	
<b>Subtotal (North Central Florida):</b>		<b>23,758</b>	<b>475,160</b>	<b>1,329</b>	<b>79,740</b>	<b>25,087</b>	<b>554,900</b>	<b>24,760</b>	<b>495,208</b>	<b>1,337</b>	<b>80,220</b>	<b>40,619</b>	<b>575,428</b>
Northeast Florida	Baker	1,658	33,160	79	4,740	1,737	37,900	1,667	33,334	79	4,740	1,746	38,074
	Clay	9,988	199,760	250	15,000	10,238	214,760	10,028	200,559	251	15,060	10,279	215,619
	Duval	37,241	744,820	3,200	192,000	40,441	936,820	37,502	750,042	3,222	193,320	40,724	943,362
	Flagler	4,563	91,260	1,120	67,200	5,683	158,460	4,535	90,708	1,176	70,560	5,711	161,268
	Nassau	4,537	90,740	208	12,480	4,745	103,220	4,550	91,005	209	12,540	4,759	103,545
	Putnam	3,903	78,060	100	6,000	4,003	84,060	3,903	78,068	100	6,000	4,003	84,068
	St.Johns	10,731	214,620	597	35,820	11,328	250,440	10,763	215,260	599	35,940	11,362	251,200
<b>Subtotal (Northeast Florida):</b>		<b>72,621</b>	<b>1,452,420</b>	<b>5,554</b>	<b>333,240</b>	<b>78,175</b>	<b>1,785,660</b>	<b>72,949</b>	<b>1,458,975</b>	<b>5,636</b>	<b>338,160</b>	<b>78,585</b>	<b>1,797,135</b>
East Central Florida	Brevard	24,402	488,040	2,090	125,400	26,492	613,440	24,475	489,510	2,096	125,760	26,571	615,270
	Lake	17,645	352,900	829	49,740	18,474	402,640	17,910	358,202	841	50,460	18,751	408,662
	Marion	988	19,760	11	660	999	20,420	995	19,900	11	660	1,006	20,560
	Orange	30,433	608,660	2,430	145,800	32,863	754,460	30,686	613,715	2,450	147,000	33,136	760,715
	Osceola	8,137	162,740	660	39,600	8,797	202,340	8,178	163,560	663	39,780	8,841	203,340
	Seminole	11,697	233,940	750	45,000	12,447	278,940	11,718	234,368	751	45,060	12,469	279,428
	Sumter	6,776	135,520	100	6,000	6,876	141,520	6,799	135,974	100	6,000	6,899	141,974
	Volusia	27,826	556,520	884	53,040	28,710	609,560	28,001	560,017	890	53,400	28,891	613,417
<b>Subtotal (East Central Florida):</b>		<b>127,904</b>	<b>2,558,080</b>	<b>7,754</b>	<b>465,240</b>	<b>135,658</b>	<b>3,023,320</b>	<b>128,762</b>	<b>2,575,246</b>	<b>7,802</b>	<b>468,120</b>	<b>135,558</b>	<b>3,043,366</b>
Central Florida	DeSoto	2,805	56,100	120	7,200	2,925	63,300	2,881	57,620	123	7,380	3,004	65,000
	Hardee	1,644	32,880	36	2,160	1,680	35,040	1,677	33,532	37	2,220	1,714	35,752
	Highlands	8,192	163,840	285	17,100	8,477	180,940	8,249	164,987	287	17,220	8,536	182,207
	Okeechobee	2,142	42,840	637	38,220	2,779	81,060	2,213	44,254	658	39,480	2,871	83,734
	Polk	27,971	559,420	3,246	194,760	31,217	754,180	28,335	566,696	3,288	197,280	31,623	763,976
	<b>Subtotal (Central Florida):</b>		<b>42,754</b>	<b>855,080</b>	<b>4,324</b>	<b>259,440</b>	<b>47,078</b>	<b>1,114,520</b>	<b>43,354</b>	<b>867,089</b>	<b>4,393</b>	<b>263,580</b>	<b>47,747</b>
Tampa Bay	Citrus	9,977	199,540	69	4,140	10,046	203,680	10,011	200,224	80	4,800	10,091	205,024
	Hernando	9,521	190,420	262	15,720	9,783	206,140	9,558	191,164	262	15,720	9,820	206,884
	Hillsborough	60,524	1,210,480	2,927	175,620	63,451	1,386,100	60,754	1,215,082	2,938	176,280	63,692	1,391,362
	Manatee	19,778	395,560	600	36,000	20,378	431,560	19,821	396,413	700	42,000	20,521	438,413
	Pasco	25,321	506,420	966	57,960	26,287	564,380	25,543	510,867	975	58,500	26,518	569,367
	Pinellas	39,760	795,200	4,000	240,000	43,760	1,035,200	40,177	803,550	4,042	242,520	44,219	1,046,070
	<b>Subtotal (Tampa Bay):</b>		<b>164,881</b>	<b>3,297,620</b>	<b>8,824</b>	<b>529,440</b>	<b>173,705</b>	<b>3,827,060</b>	<b>165,865</b>	<b>3,317,299</b>	<b>8,997</b>	<b>539,820</b>	<b>174,862</b>
Southwest Florida	Charlotte	9,394	187,880	1,277	76,620	10,671	264,500	9,464	189,281	1,287	77,220	10,751	266,501
	Collier	23,412	468,240	2,011	120,660	25,423	588,900	23,541	470,817	2,022	121,320	25,563	592,137
	Glades	1,080	21,600	19	1,140	1,099	22,740	1,082	21,640	19	1,140	1,101	22,780
	Henry	2,521	50,420	204	12,240	2,725	62,660	2,542	50,832	206	12,360	2,748	63,192
	Lee	33,291	665,820	3,285	197,100	36,576	862,920	33,418	668,360	3,297	197,820	36,715	866,180
	Sarasota	23,678	473,560	1,900	114,000	25,578	587,560	23,886	477,722	1,917	115,020	25,803	592,742
<b>Subtotal (Southwest Florida):</b>		<b>93,376</b>	<b>1,867,520</b>	<b>8,696</b>	<b>521,760</b>	<b>102,072</b>	<b>2,389,280</b>	<b>93,933</b>	<b>1,878,651</b>	<b>8,748</b>	<b>524,880</b>	<b>102,681</b>	<b>2,403,531</b>
Treasure Coast	Indian River	4,483	89,660	501	30,060	4,984	119,720	4,595	91,892	514	30,840	5,109	122,732
	Martin	6,116	122,320	400	24,000	6,516	146,320	6,250	125,007	409	24,540	6,659	149,547
	Palm Beach	41,580	831,600	1,260	75,600	42,840	907,200	42,079	841,582	1,275	76,500	43,354	918,082
	St. Lucie	8,916	178,320	650	39,000	9,566	217,320	9,139	182,783	666	39,960	9,805	222,743
<b>Subtotal (Treasure Coast):</b>		<b>61,095</b>	<b>1,221,900</b>	<b>2,811</b>	<b>168,660</b>	<b>63,906</b>	<b>1,390,560</b>	<b>62,063</b>	<b>1,241,264</b>	<b>2,864</b>	<b>171,840</b>	<b>64,927</b>	<b>1,413,104</b>
South Florida	Broward	22,410	448,200	1,277	76,620	23,687	524,820	23					



Tom Grady, *Chair*  
Ben Gibson, *Vice Chair*  
*Members*  
Monesia Brown  
Marva Johnson  
Ryan Petty  
Joe York

January 26, 2022

Mr. Kevin Guthrie, Director  
Florida Department of Emergency Management  
2555 Shumard Oak Boulevard  
Tallahassee, Florida 32399-2100

Dear Director Guthrie:

As required by section 252.385(2)(a), Florida Statutes, David Thayer in the Office of Educational Facilities and Mark O'Neill in the Office of Emergency Management, have reviewed the sections of the 2022 Statewide Emergency Shelter Plan that are applicable to the Florida Department of Education and the educational facilities that can serve as emergency shelters. All information included in the 2022 Statewide Emergency Shelter Plan has been confirmed and deemed appropriate by both parties.

Sincerely,

A handwritten signature in blue ink that reads "Suzanne Pidgeon".

Suzanne Pidgeon  
Deputy Commissioner

SP/dt

cc: Christina Goetzman, Infrastructure Branch Director  
Mark Eggers, Assistant Deputy Commissioner  
Louanne Standley, Executive Staff Director  
David Thayer, Director, Office of Educational Facilities  
Mark O'Neill, Interim Director, Office of Emergency Management  
Don Whitehead, Safe and Efficient Facilities Design Manager

Suzanne Pridgeon  
Deputy Commissioner, Finance and Operations