



ADOPTION INCENTIVE

ANNUAL REPORT

Department of Children and Families
Office of Child and Family Well-Being
November 2022

Shevaun L. Harris
Secretary

Ron DeSantis
Governor

Table of Contents

Executive Summary 2

Comprehensive Baseline Assessment..... 3

2022 Adoption Baseline Data..... 3

Attachments:

Adoption Incentive Annual Report

- Appendix A Number of Children Adopted and the Number of Families who Adopted One or More Children by State Fiscal Year
- Appendix B Number of Children who were Eligible for Adoption on 7/1 who were Adopted by 6/30 and Percent of Children Adopted
- Appendix C Length of Stay from Last Removal to Termination of Parental Rights and Termination of Parental Rights to Adoption

Total Adoptions and Percent Change in Total Number of Adoptions

Annual Adoption Survey

Post Communication Survey

Executive Summary

Through the development of specific and measurable performance standards, the Adoption Incentive Program is intended to improve the achievement of permanency, stability, and well-being for children residing in foster care who cannot be reunited with their families. Section 409.1662(2), Florida Statutes (F.S.), requires the Florida Department of Children and Families (Department) to complete a baseline assessment of Community Based Care Lead Agencies' performance in eight areas. This report includes the most recent five years of available data.

Additionally, s.409.1662(4), F.S. requires the Department report to the Governor and Legislature on the negotiated targets for number of adoptions established, outcomes achieved, and incentive payments made to each Community-Based Care Lead Agency (Lead Agency) during the previous state fiscal year (FY). The implementation of the Community Based Care Adoption Incentive Program has historically assisted in increasing the rates of children adopted from care. The Adoption Incentive program did not receive a funding allocation in in FY 2021-2022 or FY 2022-2023. Should funding be allocated for FY 2023-2024, specified adoption performance measures will once again be identified and negotiated with each Lead Agency.

Key Findings in the FY 2021 -2022 report include:

- FY 2021-2022 adoption outcomes began improving as the state resumed normal business processes post-pandemic.
- In FY 2021-2022, 12 of the 18 CBCs had five or fewer preventable adoption disruptions for a total of 70 preventable disruptions.
- A total of 505 responses were received from the Annual Adoption Survey. Overall, participants reported that CBC Lead Agencies excelled in three areas: the timely completion of the adoption home study, offering transparency during the adoption process, and responding timely to questions.
- A total of 46 responses were received from the Post Communication Survey. The majority of the families indicated they requested assistance with mental health services, assistance with adoption subsidies, and assistance with accessing Medicaid.

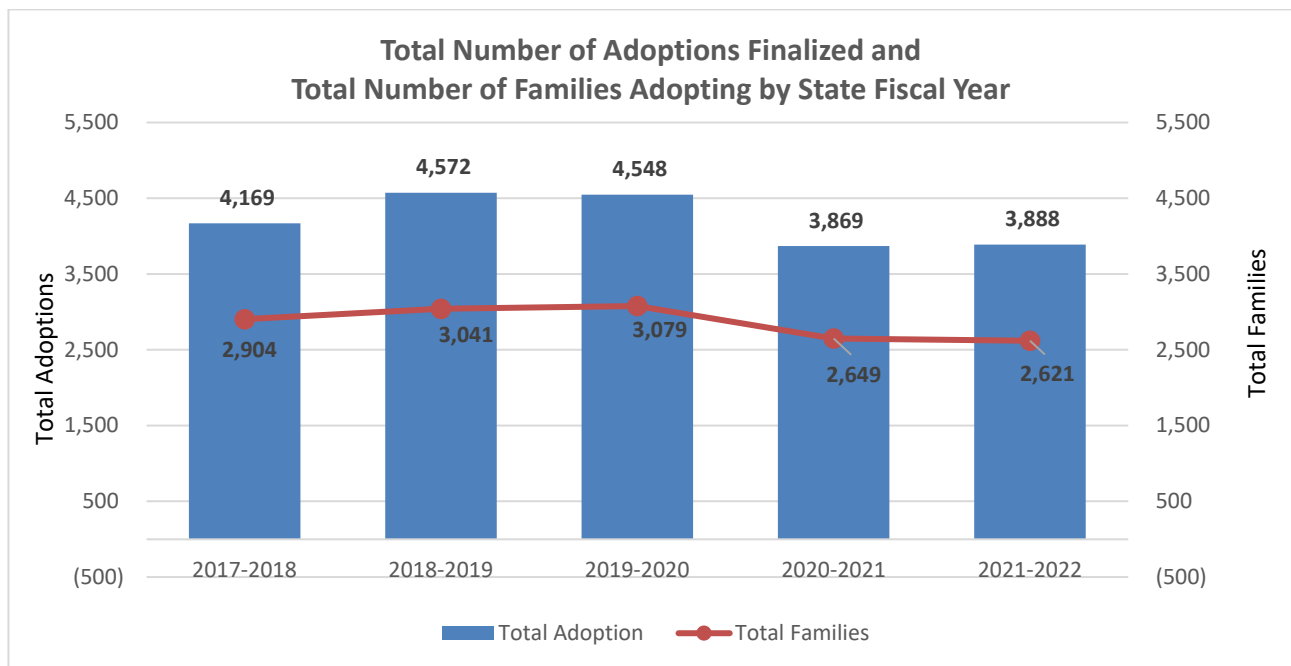
Comprehensive Baseline Assessment

Pursuant to section 409.1662(2)(a), F.S., the Department conducted a comprehensive baseline assessment of the eight required adoption performance areas. Five years of available data were analyzed for each adoption performance area. To compile this report, the available data was extracted from the Florida Safe Families Network (FSFN), which is Florida's child welfare system of record.

2022 Adoption Baseline Data

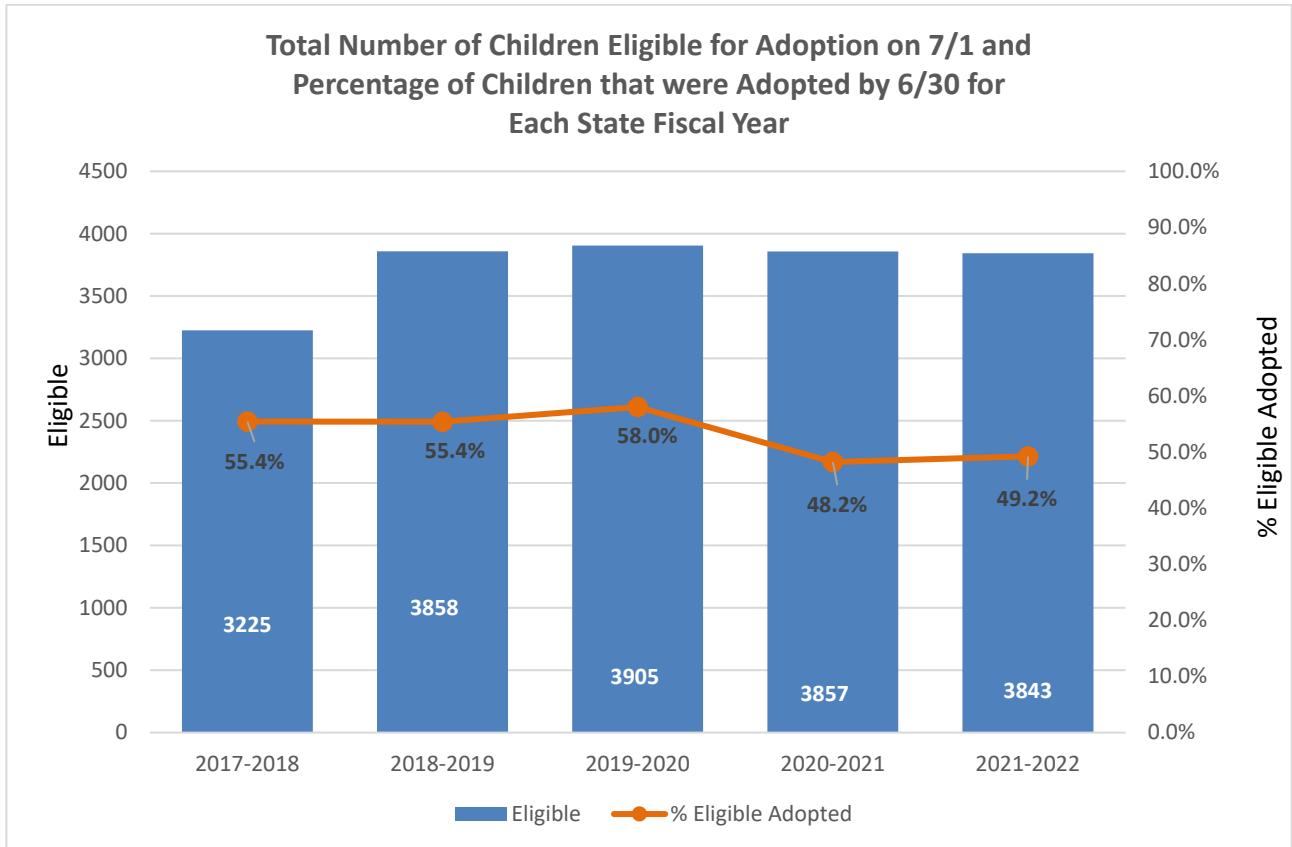
1. The number of families attempting to adopt children from foster care and the number of families completing the adoption process.

The chart below depicts the total number of adoptions through the Department and the actual number of families who adopted at least one child each fiscal year during the five-year assessment period. Refer to Appendix A for CBC Lead Agency data.



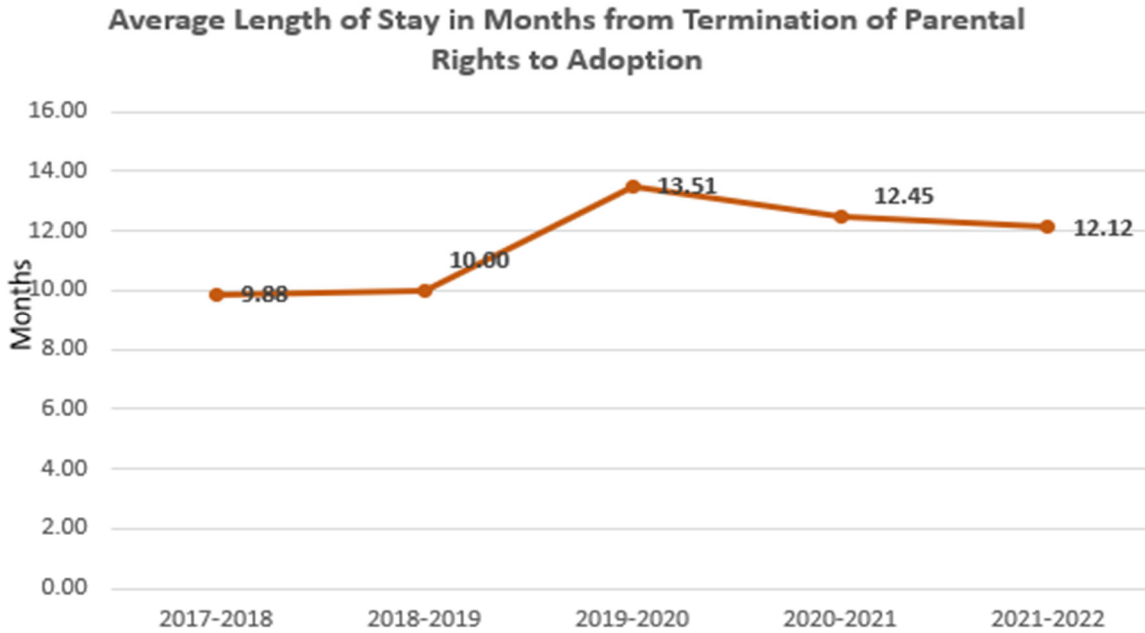
2. The number of children eligible for adoption and the number of children whose adoptions were finalized.

The chart below illustrates the overall trend in the number of children eligible for adoption on July 1st of the fiscal year and the subset of those children who were subsequently adopted by June 30th of that fiscal year. Refer to Appendix B for CBC Lead Agency data.



3. The length of time eligible children waited for adoption.

In Florida, children are not eligible for adoption until the parental rights of their legal and/or biological parents have been terminated. The chart below represents the average length of time from the termination of parental rights (TPR) to adoption for children who had a finalized adoption during the five-year baseline assessment period. Refer to Appendix C for CBC Lead Agency data.



4. The number of adoptions that resulted in disruption or dissolution and the subset of those disrupted adoptions that were preventable by the Lead Agency or the subcontracted provider.

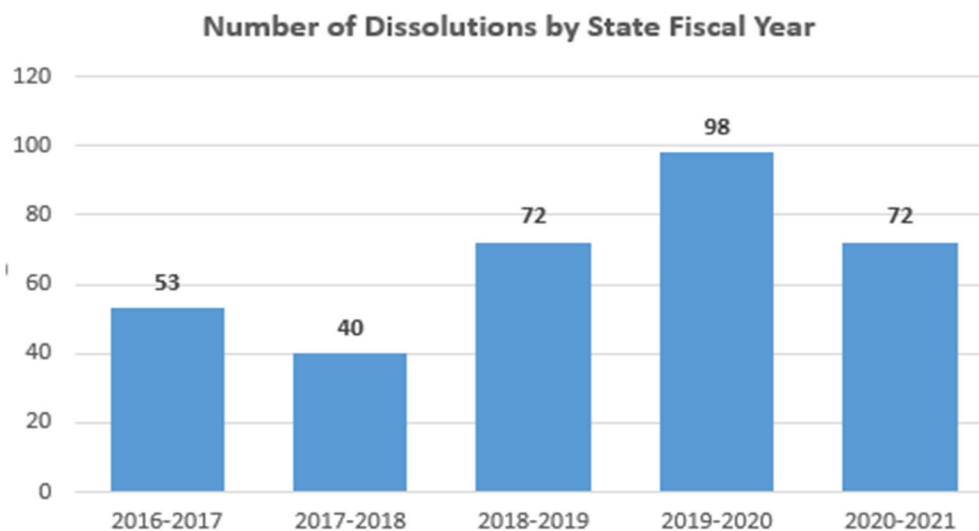
The following chart shows a listing of the total disruptions and those that were preventable by the Lead Agency or the subcontracted provider. An adoption disruption is defined as removing a child from a pre-adoptive placement prior to adoption finalization. A preventable disruption is when a child is removed from a pre-adoption placement with a family because the family withdraws their expressed intent to the adoption. The data indicates there were a total of 70 preventable disruptions statewide for FY 2021-2022.

Number of Total and Preventable Disruptions July 1, 2021 through June 30, 2022					
Primary Agency	Number of Preventable Disruptions	Total Disruptions	Percent Preventable	Total Adoptions Finalized	Percent Preventable of All Adoptions
C 1 FamiliesFirst Network	16	21	76.19%	266	6.02%
C 2 & 14 Northwest Florida Health Network	6	10	60.00%	219	2.74%
C 3 & 8 Partnership Strong Families				173	
C 4 Clay - Kids First Florida				81	
C 4 Family Support Svcs North Fla	4	5	80.00%	311	1.29%
C 5 Kids Central, Inc.	3	7	42.86%	248	1.21%
C 6 FSS Suncoast		1	0.00%	329	
C 7 Community Partnership Children				273	
C 7 Family Integrity Program	1	1	100.00%	51	1.96%
C 9 & 18 Embrace Families CBC	2	5	40.00%	279	0.72%
C 10 Heartland for Children	2	2	100.00%	189	1.06%
C 11 & 16 Citrus Health Network	12	13	92.31%	184	6.52%
C 12 Safe Children Coalition	6	10	60.00%	162	3.70%
C 13 Childrens Network-Hillsborough		2	0.00%	199	
C 15 ChildNet Palm Beach		1	0.00%	140	
C 17 ChildNet Broward	9	13	69.23%	194	4.64%
C 18 Brevard Family Partnership				157	
C 19 Communities Connected for Kids CBC	3	3	100.00%	178	1.69%
C 20 Children's Network of SW Fla	6	7	85.71%	249	2.41%
Statewide	70	101	69.31%	3882	1.80%

Source: OCWDRU Report #1219 - Expressed Intent to Adopt Withdrawn

The following chart addresses adoption dissolution. An adoption dissolution occurs when an adoptive child returns to out-of-home care and the parental rights of the adoptive parents are terminated. Dissolutions are tracked manually by the Lead Agencies and the Department and reported to the Department.

Lead Agencies report that most dissolutions occurred due to behavioral challenges and mental health needs that some adoptive parents indicated they were unable to manage. Additional recurring funding which was initially allocated through the 2021 legislative session is being provided to the Lead Agencies to expand post adoption services to better support families in an effort to prevent dissolutions.

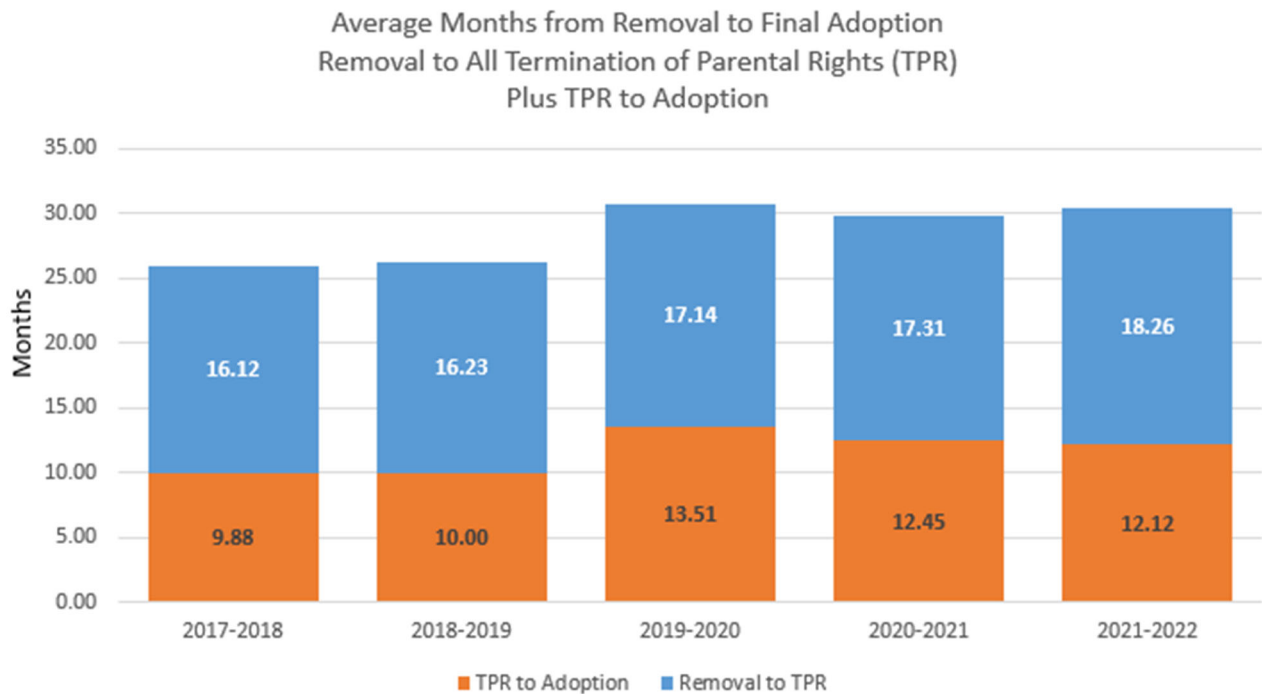


Note: The Number of Dissolutions by State Fiscal Year is reported up to the previous fiscal year due to data entry limitations.

5. The time taken to complete each phase of the adoption process.

There are two clear phases of the adoption process. The first is the time between the removal of the child from their biological and/or legal parents to the termination of paternal rights of both parents. The second phase begins with the termination of parental rights of both parents and ends with the finalized adoption of the child.

The chart on the next page displays the length of time to complete each phase of the adoption process during the last five state fiscal years, as well as the total length of time it took to reach adoption completion. Refer to Appendix C for CBC Lead Agency data).



6. The expenditures made to recruit adoptive homes and a description of any initiative to improve adoption performance or streamline the adoption process.

Lead Agencies and their subcontracted providers utilize several resources, such as foster and adoptive parent support groups, community fairs, churches, local media outlets, and social media to recruit adoptive homes for available children throughout the state. For FY 2021-2022, there were a total of 13 Lead Agencies who were able to provide completed recruitment activities. The total expenditures reported by Lead Agencies for adoption-related activities was \$57,909.

Expenditures for Adoption Related Activities Between July 1, 2021 - June 30, 2022										
Region/Lead Agency	# Child Specific Activities	Child Specific Expenditures	# General Activities	General Expenditures	# Targeted Activities	Targeted Expenditures	# Other Activities	Other Expenditures	Total Events	Total Expenditures
Northwest Region	1	\$0	7	\$4,500	0	\$0	0	\$0	8	\$4,500
NWF Health Network-East	0	\$0	3	\$4,500	0	\$0	0	\$0	3	\$4,500
NWF Health Network-West	1	\$0	4	\$0	0	\$0	0	\$0	5	\$0
Northeast Region	13	\$1,950	38	\$30,951	14	\$2,050	0	\$0	62	\$34,951
COMM. PARTNERSHIP FOR CHILDREN	0	\$0	2	\$22,708	0	\$0	0	\$0	2	\$22,708
Family Support Services	9	\$1,950	11	\$5,225	13	\$1,750	0	\$0	33	\$8,925
Kids First of Florida Inc	0	\$0	7	\$1,813	0	\$0	0	\$0	7	\$1,813
PARTNERSHIP FOR STRONG FAMILIE	4	\$0	18	\$1,205	1	\$300	0	\$0	20	\$1,505
Central Region	0	\$0	8	\$1,178	3	\$3,071	0	\$0	10	\$4,249
CBC of Brevard	0	\$0	1	\$378	1	\$786	0	\$0	2	\$1,164
Embrace Families CBC	0	\$0	5	\$600	1	\$285	0	\$0	5	\$885
HEARTLAND FOR CHILDREN INC	0	\$0	2	\$200	1	\$2,000	0	\$0	3	\$2,200
Suncoast Region	0	\$0	20	\$4,833	4	\$1,050	1	\$0	25	\$5,883
Children's Network of SW Flori	0	\$0	5	\$4,050	4	\$1,050	1	\$0	10	\$5,100
FSSSUNCOAST	0	\$0	15	\$783	0	\$0	0	\$0	15	\$783
Southeast Region	14	\$4,162	21	\$1,500	79	\$2,664	0	\$0	109	\$8,326
ChildNet Inc	1	\$100	10	\$1,300	55	\$2,204	0	\$0	61	\$3,604
ChildNet Palm Beach	13	\$4,062	11	\$200	24	\$460	0	\$0	48	\$4,722
Statewide	28	\$6,112	94	\$42,962	100	\$8,835	1	\$0	214	\$57,909

7. The results of any specific effort to gather feedback from prospective adoptive parents, adoptive parents, children in the child welfare system, adoptees, and other stakeholders.

Annual Adoption Survey: The Department, in conjunction with the Lead Agencies, conducted an Annual Adoption Survey to gather feedback from prospective and adoptive parents, children in the child welfare system, adoptees, and other stakeholders.

The survey inquired as to the participants' overall adoption experience, the quality and timeliness of services, and post-adoption services/supports in their area. A total of 505 responses were received. A copy of the survey instrument, along with the outcomes, is attached to this report.

Overall, participants reported that their Lead Agencies excelled in three areas: responding to questions timely, the completion of the adoption home study, and offering transparency during the adoption process. The majority of participants expressed that the Lead Agencies could improve in the following areas: post-adoption services/supports and assistance with accessing post-adoption services/supports. The Department utilizes these survey results to inform training topics for the adoption community and technical assistance provided to Lead Agencies.

Post Communication Survey: Per section 39.812(6), F.S., once a child's adoption is finalized, the Lead Agency must make a reasonable effort to contact the adoptive family by telephone one year after the date of finalization of the adoption as a post-adoption service. The intent of the survey is to determine the types of services received by the family and the quality of those services. The Department received 46 responses to the FY 2021-2022 survey and is working in conjunction with the Florida Adoption Information Center and Lead Agencies to increase the number of respondents to the Post Communication Survey in the future. The survey instrument and outcomes are included in this report. The survey instrument and outcomes are included in this report.

supports.

8. The use of evidence-based, evidence-informed, promising, and innovative practices in recruitment, orientation, and preparation of appropriate adoptive families, matching children with families, supporting children during the adoption process, and providing post-adoptive support.

Lead Agencies throughout the state reported the deployment of various tools and practices used in the preparation of appropriate adoptive families, such as orientation, matching children with families, supporting children through the adoption process, and providing post-adoption supports.

Lead Agencies throughout the state reported the deployment of various tools and practices used in the preparation of appropriate adoptive families, such as orientation, matching children with families, supporting children through the adoption process, and providing post-adoption supports.

Statewide Practices

Community Based Care agencies have implemented various evidence-based, evidence-informed, promising and innovative practices in recruitment, orientation and preparation of appropriate adoptive families, supporting children during the adoption process and providing post-adoptive support.

Northwest Florida Health Network

Throughout FY 2021-2022, NWF Health Network partnered with local mental health providers during the adoption home study process. Prospective adoptive parents were able to identify a provider and establish a relationship with them prior to finalization. The partnership has allowed families to gain a better understanding of how to meet the long-term mental health needs of the child(ren) they are preparing to adopt. Additionally, prospective adoptive families feel supported by the mental health provider and lead agency. As a result, Northwest Florida Health Network has continued to increase the number of families willing to provide forever homes to these children.

Citrus Family Care Network

Citrus FCN implemented Kevin Campbell Family Finding in the previous fiscal year, which utilizes strategies to help families engage networks of family members and other important adults to promote the safety and healthy development and healing of children and youth involved in the child welfare system. The implementation of these methods have been successful in aiding children in care in finding their forever families.

Family Support Services of North Florida (FSSNF)

FSSNF implemented pre- and post-adoption social Media pages. Families are able to receive information on post-adoption supports to include available trainings, events, new providers in the area and inspirational posts to form a community support network for families at all stages of their adoption journey. The creation of these pages has

resulted in an increase in recruited families, highlighted the need for foster/adoptive families, and connected post-adoptive families to pre-adoptive families as an additional support. Currently, FSSNF has 3,381 Facebook followers and have reached over 12,169 people via their posts.

Community Connected for Kids (CCK)

CCK implemented a Functional Family Therapy Program in FY 2020-2021 and continues to see increased awareness and support between adoptive families and their post-adoption support staff. The Functional Family Therapy program provides assistance for those families that have youth with behavioral challenges and offers an array of services specifically targeted for children whose adoptive parents are unwilling to accept back into their home.

Brevard Family Partnership (BFP)

BFP implemented a Behavioral Health Expansion program which provides direct services to children/youth ages 5-21 with a severe emotional disturbance (SED) and/or severe mental illness (SMI) as well as provides support to their families. The program expanded the use of Evidence Based/Promising Practices used to include services such as the C.A.R.E.S. Model, Wraparound, and Parenting with Love and Limits to support adoptive families. Youth Thrive, Brevard's Youth Leadership Council that gives youth a voice within the foster care system, was also expanded to include adoptive youth and supports and engages children and youth on their path to becoming healthy adults.



ADOPTION INCENTIVE

ANNUAL REPORT

Appendices A – C

Department of Children and Families

Office of Child and Family Well-Being

November 15, 2022

Number of Children Adopted and the Number of Families who Adopted One or More Children by State Fiscal Year										
	2017-2018		2018-2019		2019-2020		2020-2021		2021-2022	
Agency	# of Children Adopted	Total Families	# of Children Adopted	Total Families	# of Children Adopted	Total Families	# of Children Adopted	Total Families	# of Children Adopted	Total Families
C 1 FamiliesFirst Network	307	213	268	179	287	176	315	194	266	174
C 2 & 14 NWF Health Network	220	157	207	142	174	119	228	143	219	141
C 3 & 8 Partnership Strong Families	185	131	273	174	232	155	167	119	173	118
C 4 Clay - Kids First Florida	73	48	67	51	88	63	82	54	81	54
C 4 Family Support Svcs North Fla	361	221	389	233	416	254	266	179	311	194
C 5 Kids Central, Inc.	196	141	230	155	306	213	276	181	248	166
C 6 FSS SUNCOAST	319	223	401	287	332	236	366	267	329	230
C 7 Community Partnership Children	245	174	275	186	287	198	124	91	273	170
C 7 St. Johns Family Integrity	56	36	61	38	50	99	35	26	51	34
C 9 & 18 Embrace Families CBC	300	196	302	200	326	217	270	185	279	188
C 10 Heartland for Children	145	102	171	115	170	119	180	118	189	125
C 11 & 16 Citrus Health Network	304	218	358	227	281	197	173	128	184	123
C 12 Safe Children Coalition	134	90	186	131	135	28	153	108	162	115
C 13 Childrens Network Hillsborough	296	203	292	195	375	253	314	191	199	146
C 15 ChildNet Palm Beach	178	138	183	121	189	135	146	113	140	109
C 17 ChildNet Broward	314	232	348	245	336	233	210	157	194	136
C 18 Brevard Family Partnership	145	109	165	117	137	95	153	100	157	107
C 19 Communities Connected for Kids	186	131	167	118	190	117	168	117	178	115
C 20 Children's Network of SW Fla	199	138	221	169	237	171	233	170	249	172
Other (DCF Child Welfare, Manatee)	6	3	8	6	0	1	10	8	6	4
Statewide	4,169	2,904	4,572	3,041	4,548	3,079	3,869	2,649	3,888	2,621

Number of Children who were Eligible for Adoption on 7/1 who were Adopted by 6/30 and Percent of Children Adopted

+	2017-2018			2018-2019			2019-2020			2020-2021			2021-2022		
	Eligible	Eligible Adopted	% Eligible Adopted	Eligible	Eligible Adopted	% Eligible Adopted	Eligible	Eligible Adopted	% Eligible Adopted	Eligible	Eligible Adopted	% Eligible Adopted	Eligible	Eligible Adopted	% Eligible Adopted
Agency															
C 1 FamiliesFirst Network	348	213	61.2%	363	169	46.6%	341	202	59.2%	378	215	56.9%	344	172	50.0%
C 2 & 14 NWF Health Network	145	77	53.1%	169	107	63.3%	174	96	55.2%	164	84	51.2%	190	113	59.5%
C 3 & 8 Partnership Strong Families	162	93	57.4%	253	154	60.9%	166	123	74.1%	140	83	59.3%	139	69	49.6%
C 4 Clay - Kids First Florida	61	40	65.6%	51	31	60.8%	83	55	66.3%	59	34	57.6%	81	43	53.1%
C 4 Family Support Svcs North Fla	161	93	57.8%	191	143	74.9%	222	150	67.6%	124	52	41.9%	143	72	50.3%
C 5 Kids Central, Inc.	223	132	59.2%	283	143	50.5%	385	192	49.9%	341	167	49.0%	256	127	49.6%
C 6 FSS SUNCOAST	333	178	53.5%	411	227	55.2%	402	208	51.7%	564	266	47.2%	562	247	44.0%
C 7 Community Partnership Children	186	105	56.5%	269	165	61.3%	227	154	67.8%	159	58	36.5%	234	131	56.0%
C 7 St. Johns Family Integrity	29	15	51.7%	45	21	46.7%	21	13	61.9%	19	6	31.6%	10	3	30.0%
C 9 & 18 Embrace Families CBC	123	79	64.2%	116	87	75.0%	127	81	63.8%	132	69	52.3%	158	88	55.7%
C 10 Heartland for Children	91	62	68.1%	90	50	55.6%	134	71	53.0%	147	82	55.8%	188	105	55.9%
C 11 & 16 Citrus Health Network	256	143	55.9%	308	169	54.9%	281	150	53.4%	262	90	34.4%	254	96	37.8%
C 12 Safe Children Coalition	178	97	54.5%	198	111	56.1%	182	81	44.5%	185	90	48.6%	180	102	56.7%
C 13 Childrens Network Hillsborough	235	98	41.7%	256	119	46.5%	386	197	51.0%	424	200	47.2%	407	127	31.2%
C 15 ChildNet Palm Beach	156	75	48.1%	155	74	47.7%	101	47	46.5%	85	31	36.5%	70	27	38.6%
C 17 ChildNet Broward	245	131	53.5%	317	139	43.8%	296	178	60.1%	228	94	41.2%	172	79	45.9%
C 18 Brevard Family Partnership	81	35	43.2%	91	57	62.6%	81	51	63.0%	111	61	55.0%	116	76	65.5%
C 19 Communities Connected for Kids	109	74	67.9%	131	76	58.0%	160	120	75.0%	159	84	52.8%	139	94	67.6%
C 20 Children's Network of SW Fla	103	47	45.6%	161	94	58.4%	136	94	69.1%	176	95	54.0%	200	120	60.0%
Statewide	3,225	1,787	55.4%	3,858	2,136	55.4%	3905	2263	58.0%	3857	1861	48.2%	3843	1891	49.2%

Length of Stay In Months from Last Removal to Termination of Parental Rights and Termination of Parental Rights to Adoption															
Agency	2017-2018			2018-2019			2019-2020			2020-2021			2021-2022		
	Removal to TPR	TPR to Adoption	Total LOS	Removal to TPR	TPR to Adoption	Total LOS	Removal to TPR	TPR to Adoption	Total LOS	Removal to TPR	TPR to Adoption	Total LOS	Removal to TPR	TPR to Adoption	Total LOS
C 1 FamiliesFirst Network	14.69	13.94	29.04	15.72	12.45	28.60	15.70	15.68	31.92	17.04	14.32	31.91	17.85	14.13	31.98
C 2 & 14 NWF Health Network	14.89	9.42	24.67	14.52	13.01	27.90	16.99	11.08	26.91	16.96	11.66	29.14	20.82	10.19	31.01
C 3 & 8 Partnership Strong Families	12.17	8.61	21.22	17.57	5.07	20.76	19.54	14.85	23.04	13.57	10.13	24.02	16.06	10.43	26.50
C 4 Clay - Kids First Florida	15.14	6.88	22.52	11.76	8.52	27.34	13.40	11.95	25.78	18.77	11.63	30.65	17.12	13.09	30.21
C 4 Family Support Svcs North Fla	11.43	7.13	19.10	17.49	10.23	18.46	18.73	14.49	18.23	11.20	7.95	19.55	12.01	8.51	20.52
C 5 Kids Central, Inc.	16.07	12.54	29.11	14.66	12.30	30.73	16.71	11.69	33.48	17.95	15.72	34.17	19.26	13.96	33.22
C 6 FSS SUNCOAST	15.68	11.23	27.48	15.98	10.66	27.04	16.29	15.17	30.40	16.58	14.33	31.32	18.45	16.65	35.10
C 7 Community Partnership Children	16.57	9.56	26.65	18.51	9.42	28.35	18.94	13.94	30.43	18.12	11.40	29.64	20.43	11.61	32.04
C 7 St. Johns Family Integrity	15.11	7.24	22.57	11.36	6.75	23.13	10.17	9.19	24.12	18.65	5.82	24.57	18.43	7.35	25.78
C 9 & 18 Embrace Families CBC	18.04	9.71	28.19	19.49	8.21	27.91	21.33	10.14	26.71	20.90	10.32	31.47	21.85	8.51	30.36
C 10 Heartland for Children	18.79	10.62	29.86	16.58	13.97	28.14	19.10	16.72	30.61	17.74	14.36	32.50	19.92	11.63	31.55
C 11 & 16 Citrus Health Network	14.16	11.13	25.57	17.00	10.00	27.48	16.85	14.97	28.41	16.34	11.53	28.11	17.43	13.74	31.17
C 12 Safe Children Coalition	16.08	11.81	28.36	16.85	11.36	28.47	17.29	11.41	29.61	15.41	14.75	30.72	17.72	15.99	33.71
C 13 Childrens Network Hillsborough	20.53	10.31	31.38	18.59	11.86	30.86	21.26	14.05	32.77	20.99	14.78	36.04	21.61	16.05	37.66
C 15 ChildNet Palm Beach	16.06	9.69	26.16	15.95	10.34	26.52	16.36	17.53	26.66	18.07	9.71	27.78	18.51	9.47	27.99
C 17 ChildNet Broward	18.35	8.95	27.76	18.31	9.93	28.83	18.14	14.75	30.51	17.09	13.68	30.92	16.32	14.70	31.02
C 18 Brevard Family Partnership	19.95	7.64	27.37	15.89	10.17	26.40	15.75	10.94	26.45	16.97	13.47	30.63	19.22	8.62	27.84
C 19 Communities Connected for Kids	15.90	9.12	25.46	14.32	7.86	22.60	15.35	10.71	26.05	16.89	11.50	28.88	16.66	10.49	27.15
C 20 Children's Network of SW Fla	19.04	7.55	26.96	18.31	7.83	26.62	19.81	11.66	28.18	19.65	9.97	29.96	17.42	11.19	28.61
Statewide	16.12	9.88	26.44	16.23	10.00	26.63	17.14	13.51	28.15	17.31	12.45	30.09	18.26	12.12	30.38



ANNUAL ADOPTION SURVEY

July 2021 – June 2022

Department of Children and Families
Office of Child and Family Well-Being

November 15, 2022

Shevaun L. Harris

Secretary

Ron DeSantis

Governor

Introduction

In an effort to improve adoption services, the Department, in conjunction with Lead Community- Based Care Agencies, are conducting an Annual Adoption Survey to gather feedback from adoptive parents, adoptees and other stakeholders.

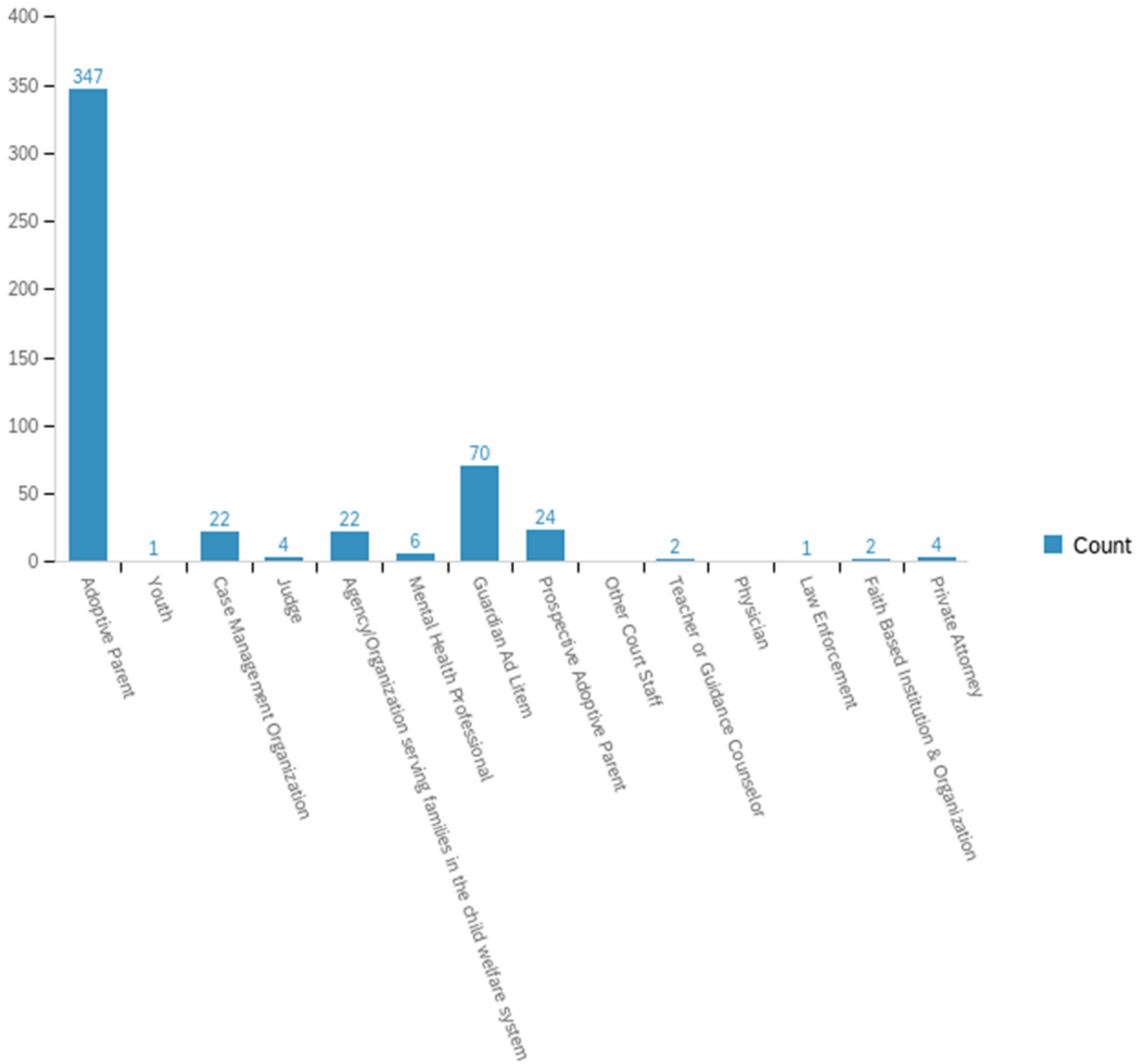
The Department of Children and Families is soliciting your feedback through this Annual Adoption Survey. Your perspectives, input and support are critical to the continued health of the child welfare system.

The Annual Adoption Survey should take approximately **7 minutes** to complete. Responses to this survey are anonymous.

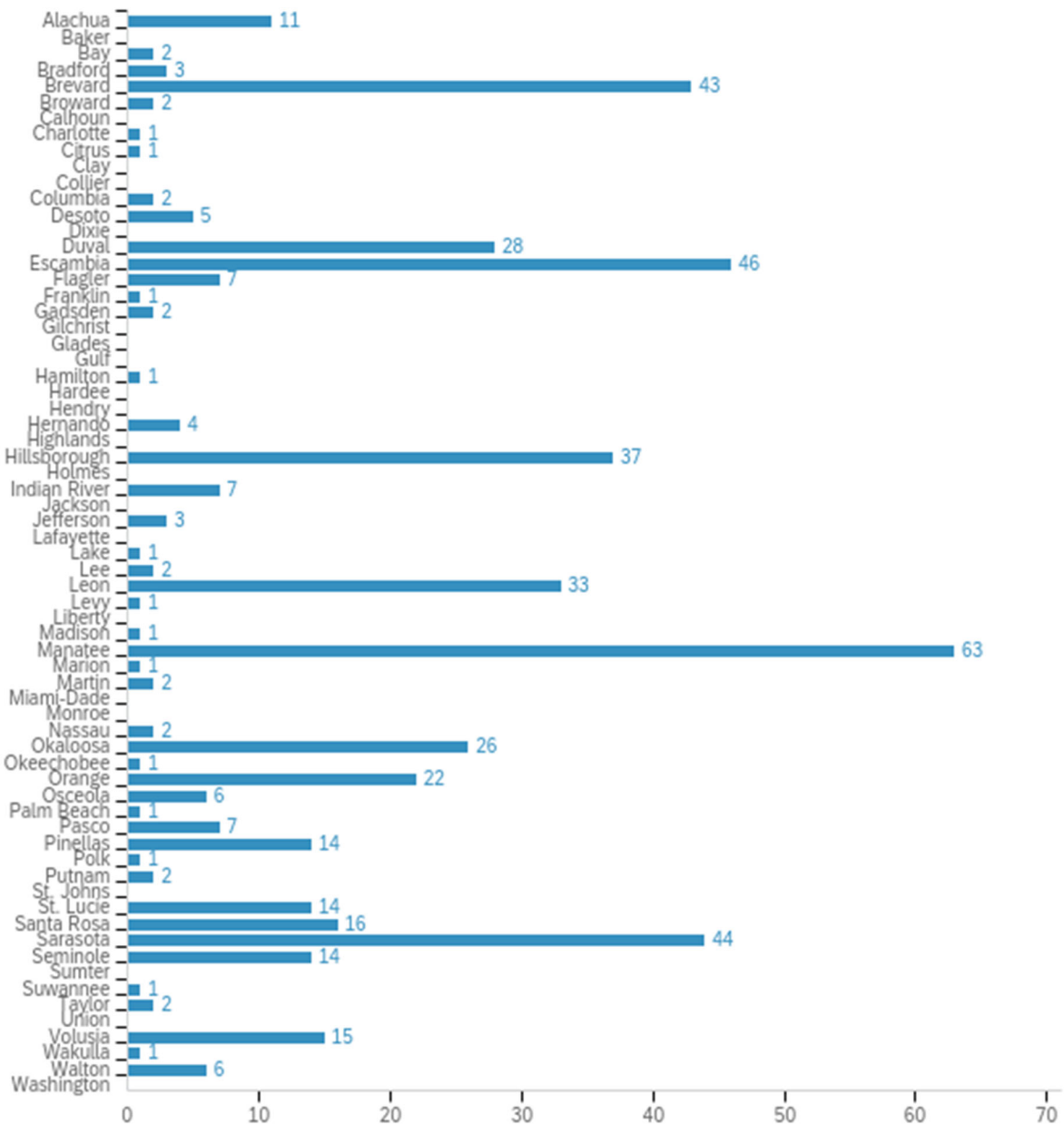
Thank you in advance for your response.

Annual Adoption Survey -2021-2022

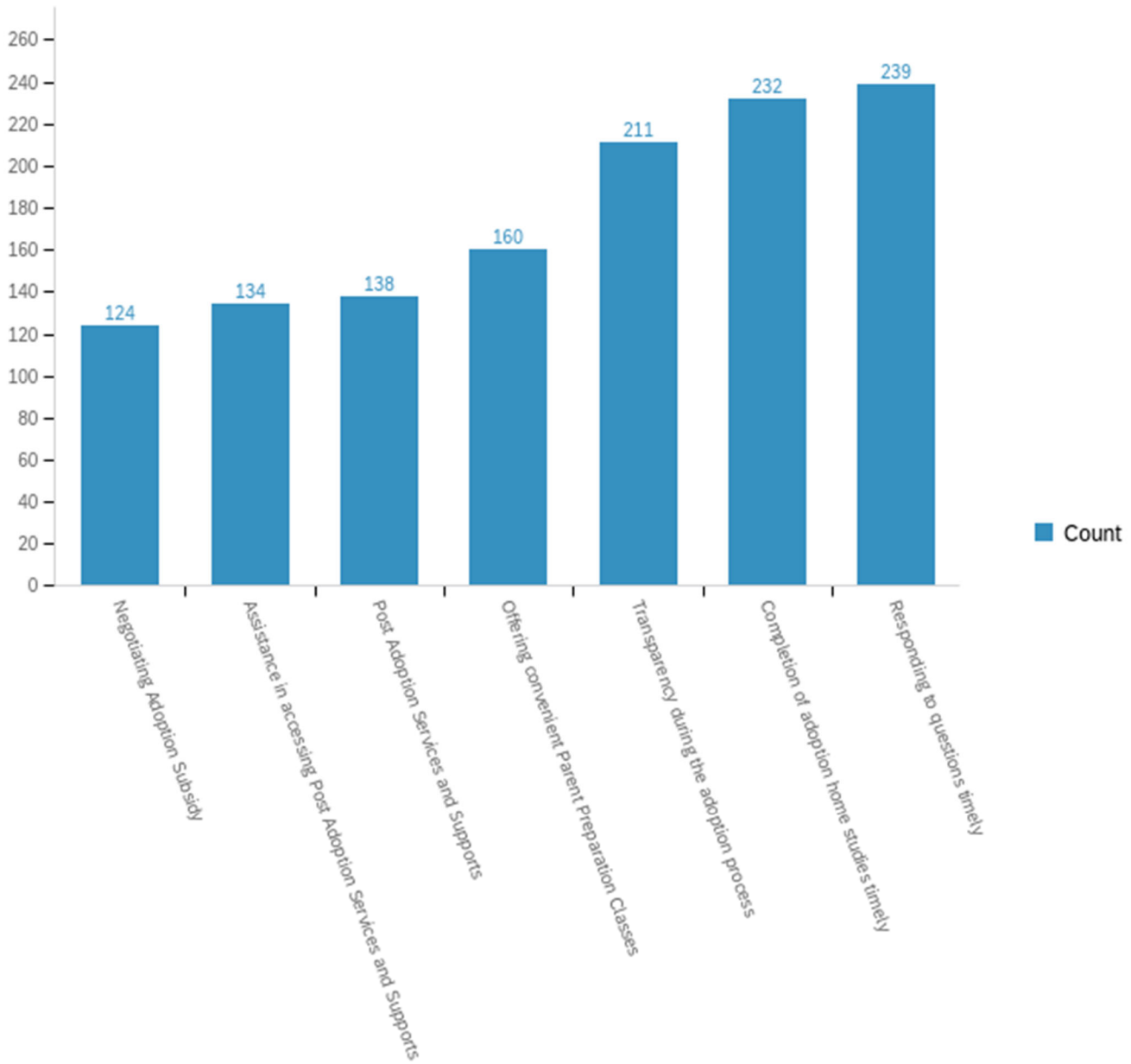
Please select your primary involvement in the adoption process, if any:



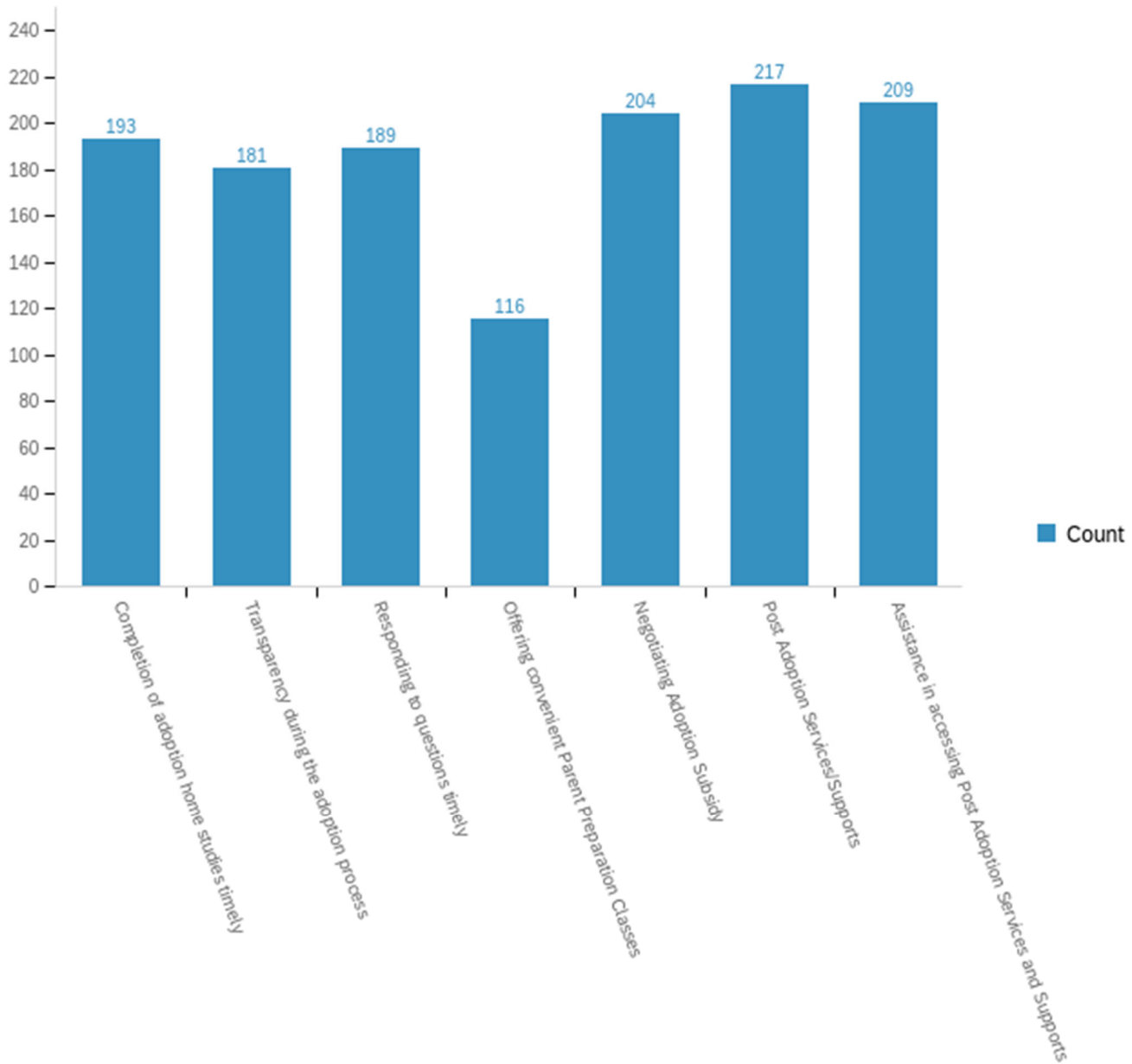
What is the primary county you work in or worked with during your adoption process?



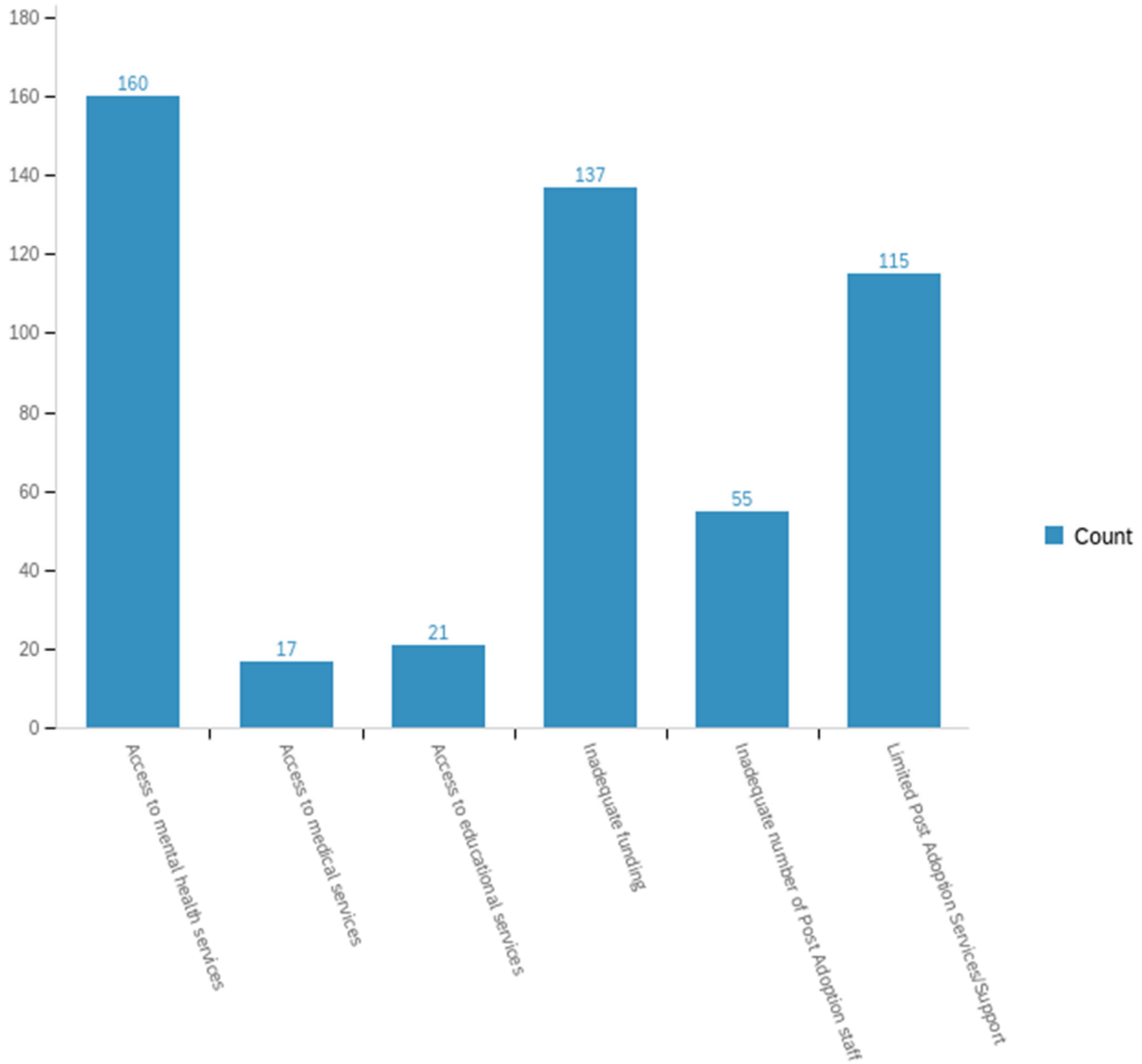
What area(s) does your lead Community Based Care Lead Agency and/or Case Management Organization Agency excel in? Please select all that apply.



What area(s) does your lead Community Based Care Lead Agency and/or Case Management Organization Agency need to improve in? Please select all that apply.



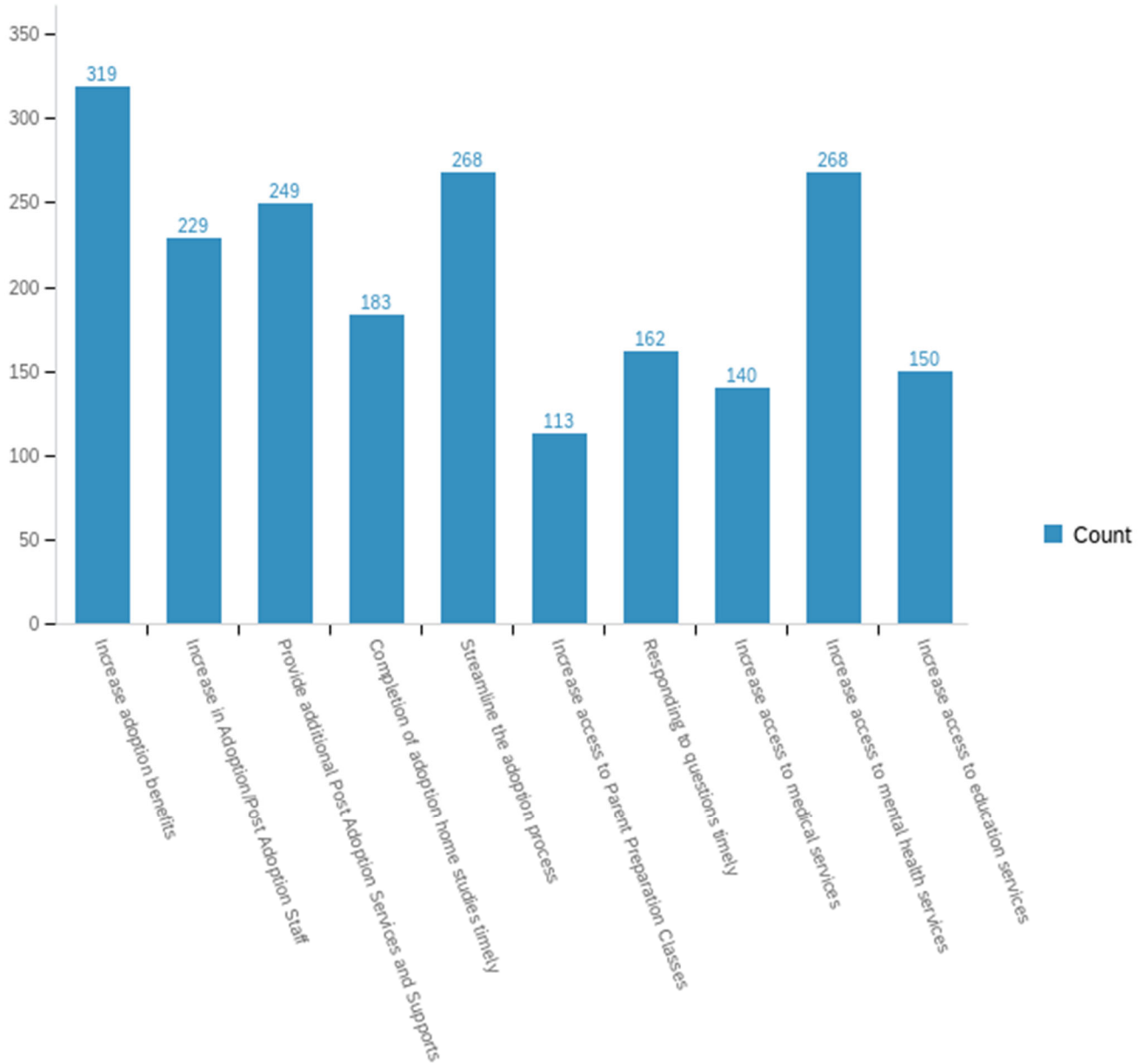
What do you believe is the number one challenge affecting the stability and well-being of Florida's adoptive children?



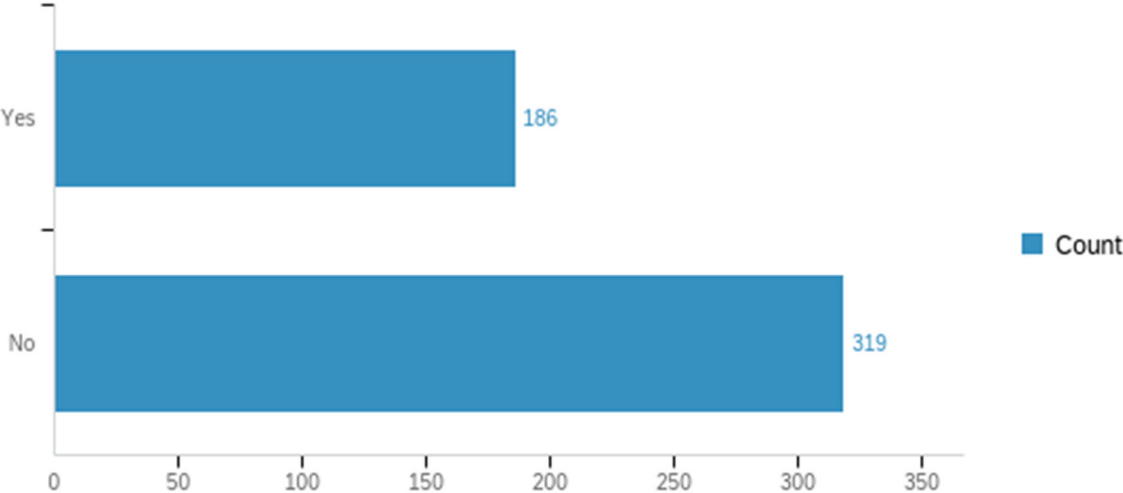
Based on your experience during the last 12 months, please rate the quality and timeliness of the following:



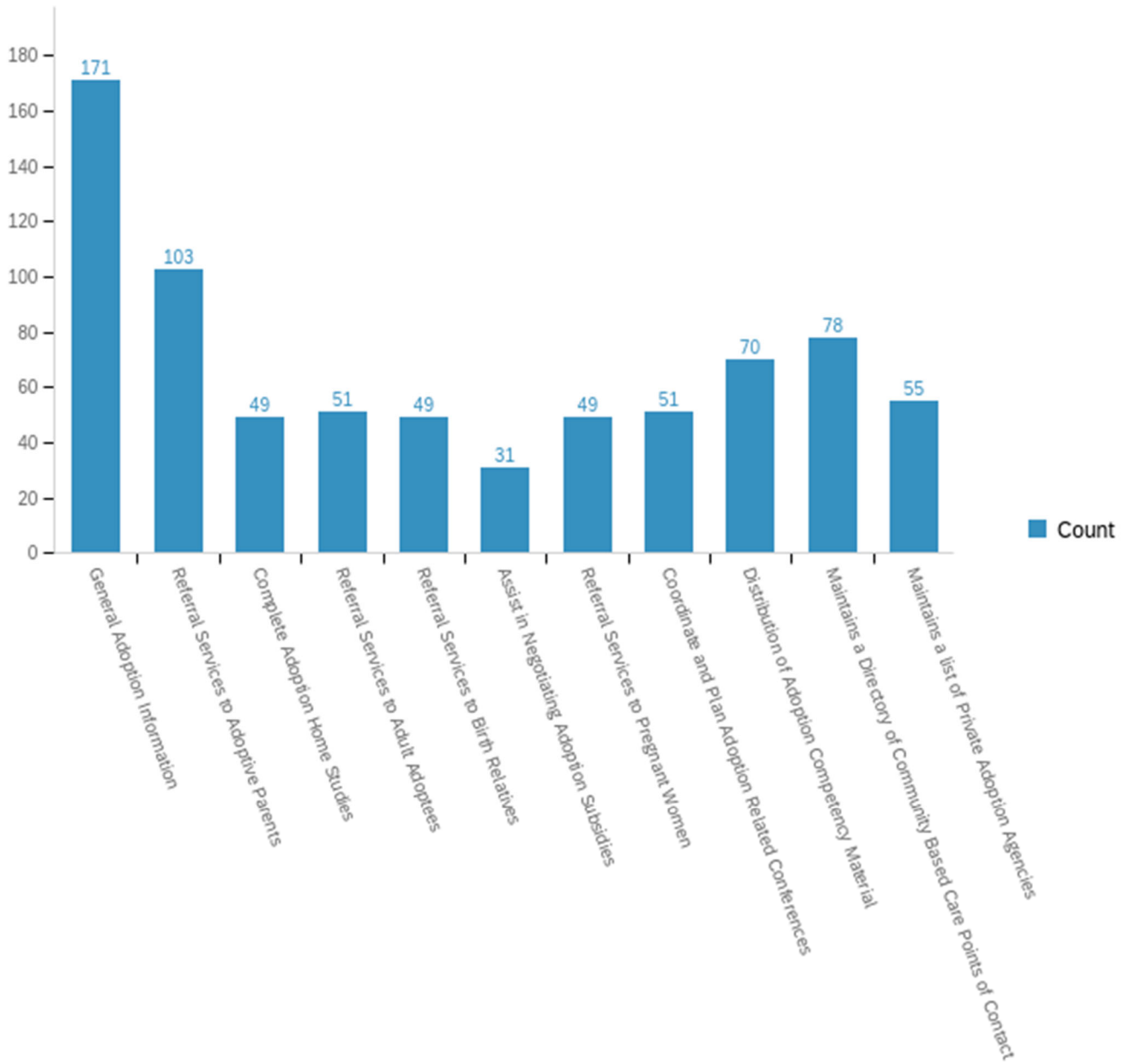
In what way can the State of Florida improve their adoption service delivery? Please select all that apply.



Are you aware that the State of Florida has an Adoption Information Center?



Based on the knowledge, what services does Florida's Adoption Information Center offer?
Please select all that apply.





POST COMMUNICATION SURVEY

Department of Children and Families

Office of Child Welfare

November 15, 2022

Shevaun L. Harris

Secretary

Ron DeSantis

Governor

Introduction

Each year the department, in conjunction with CBC Lead Agencies, conducts a Post Communication Survey to gather feedback from families that requested and received post-adoption services. The intent of the survey is to determine the types of services received by the family and the quality of the services provided.

In order to assess the quality and quantity of our post-adoption programs, we need to hear from our adoptive parents who are the true customers of post-adoption services. Post-adoption services include all services and staff available to assist you as an adoptive parent and your adopted child, until the child turns age 18.

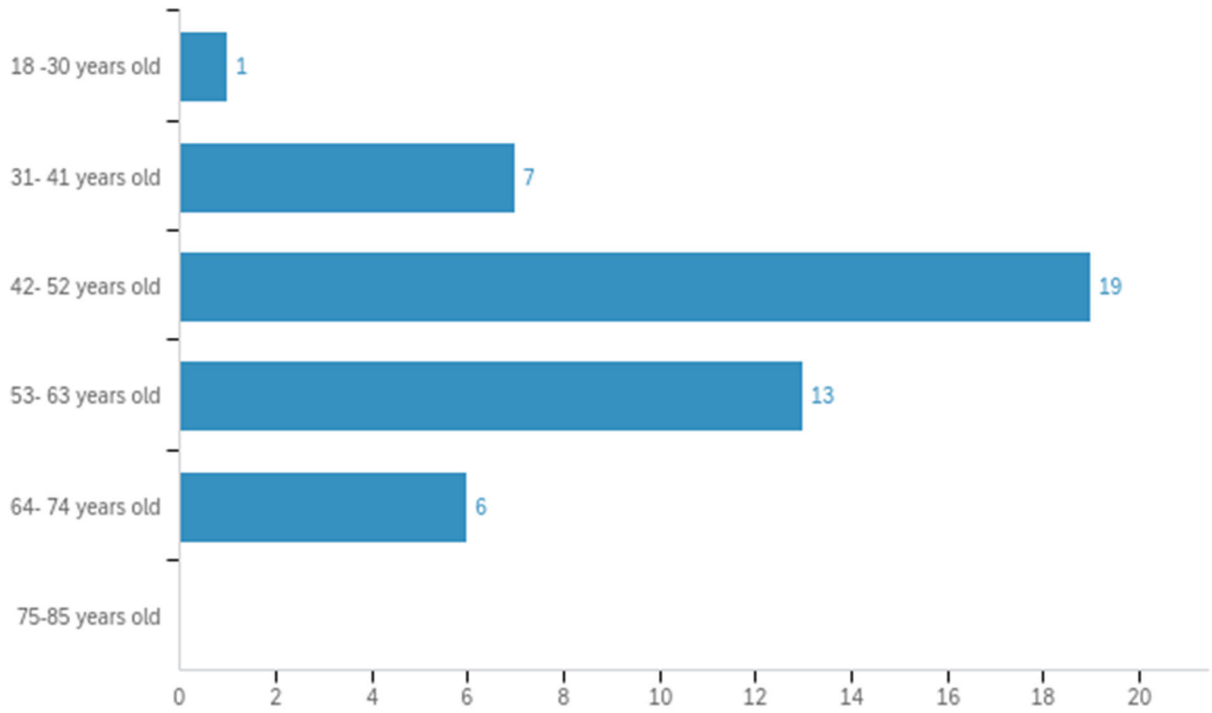
Please help us by taking a little time to answer the questions below. The Post-Adoption Communication Survey should take less than **15 minutes** to complete. Responses to this survey are anonymous.

We very much want to hear from you and appreciate your input. Please call 1-800-96-ADOPT if you have questions.

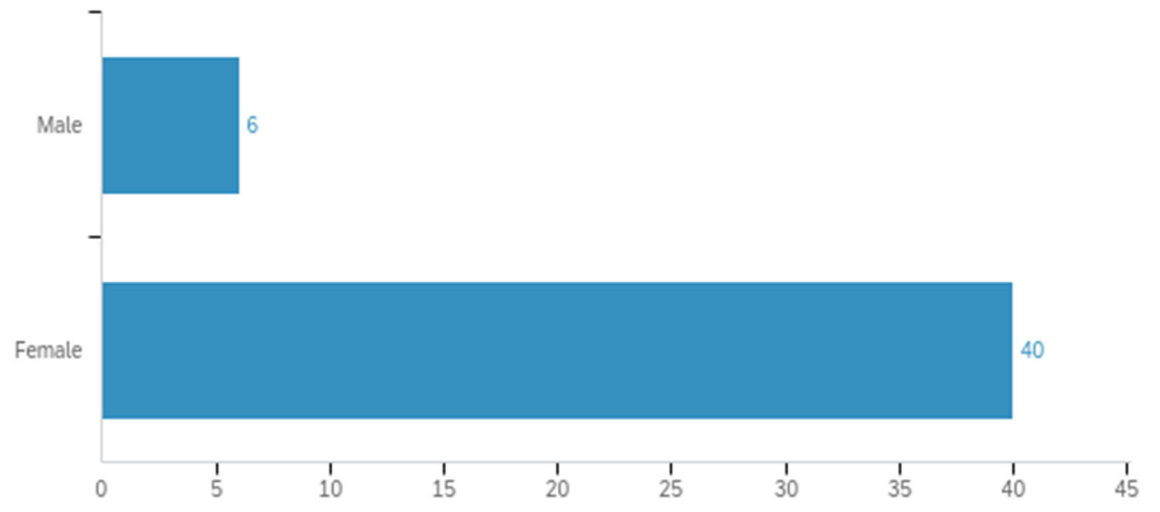
Thank you in advance for your response.

Annual Post Adoption Services Communication Survey-2021-2022

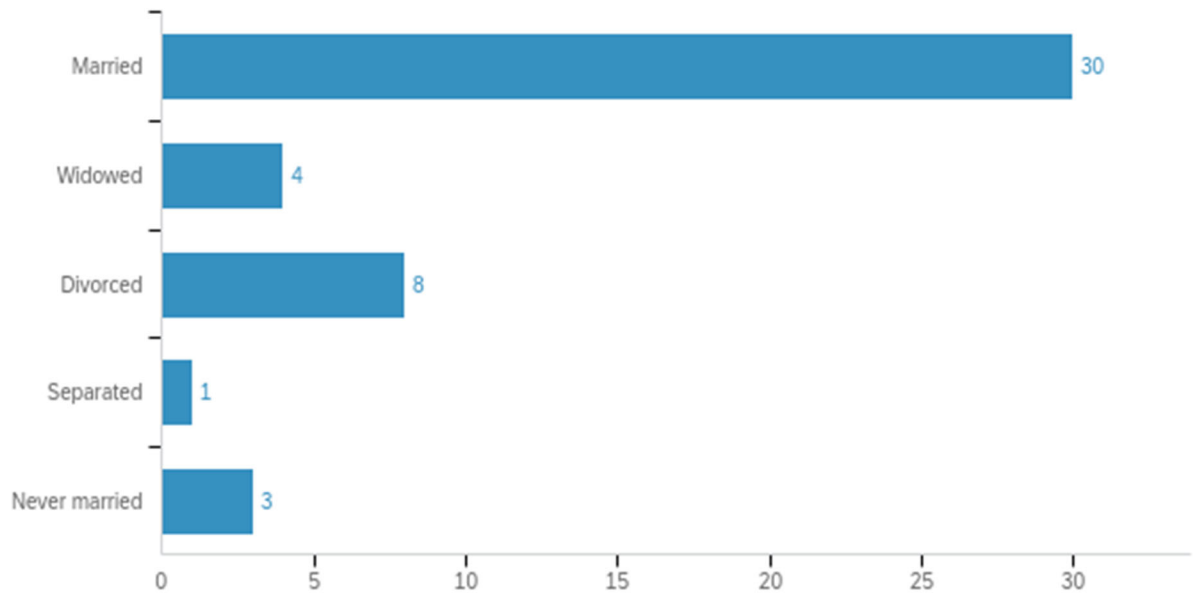
Please indicate your current age range:



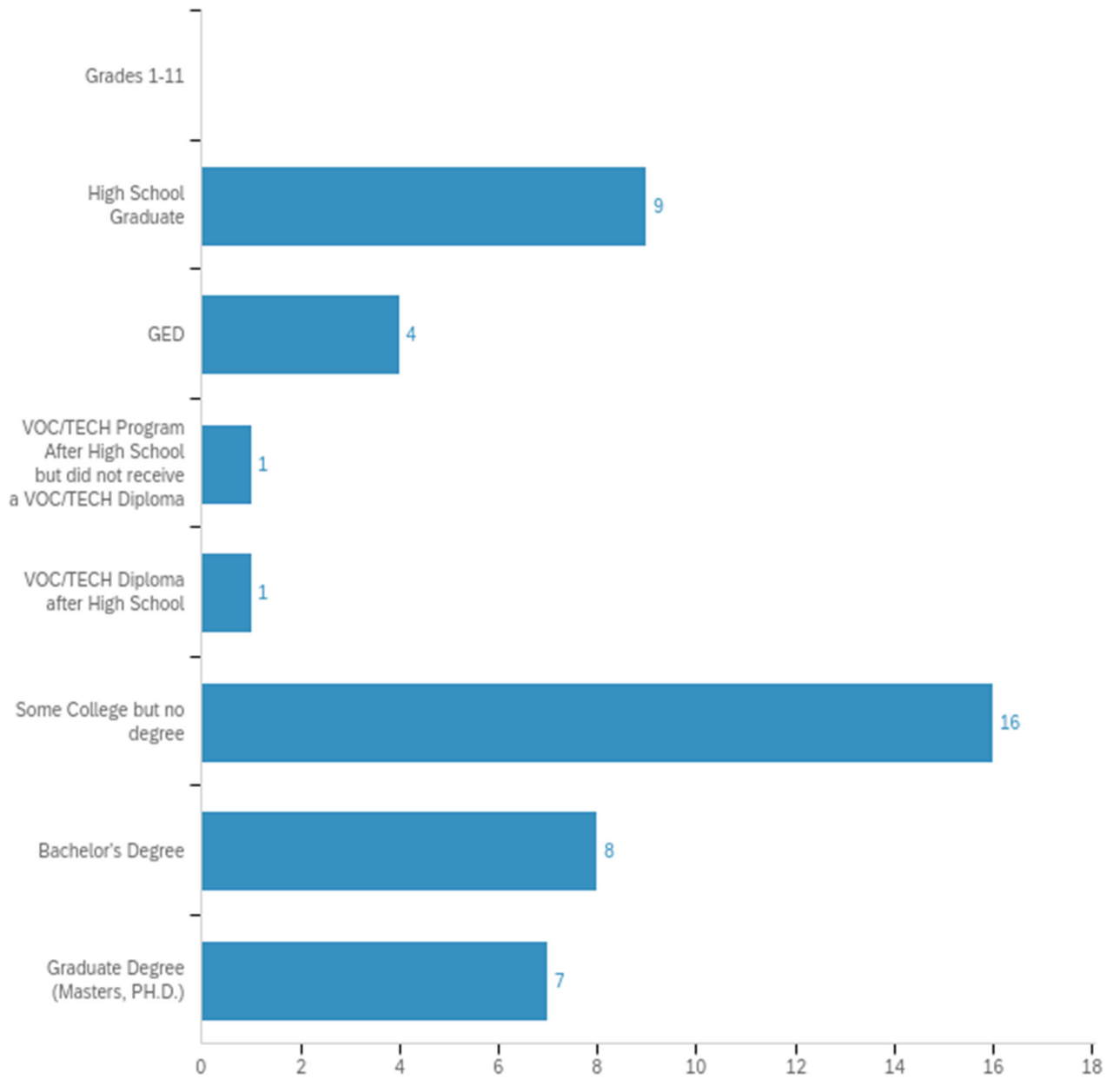
Please indicate your gender:



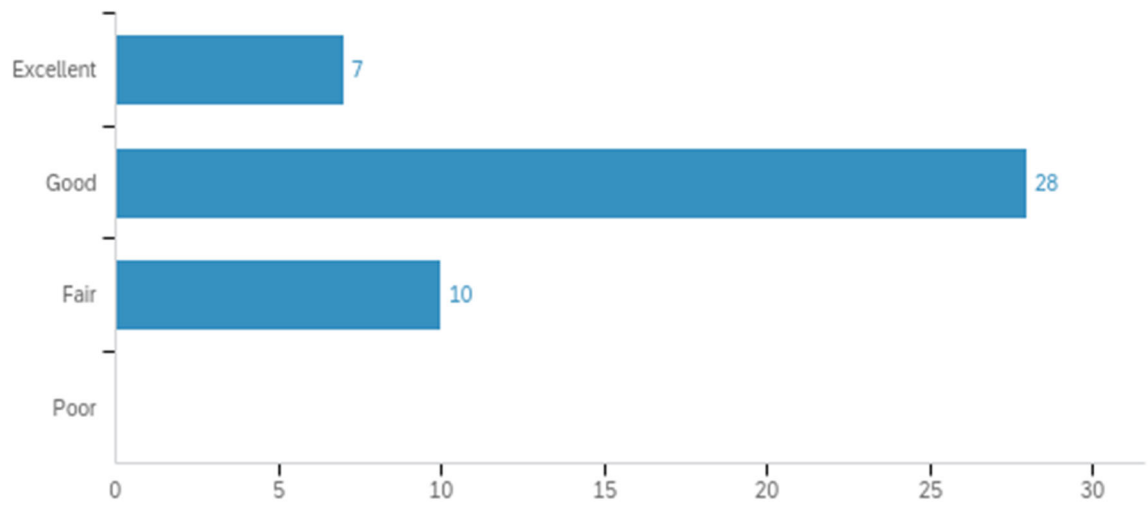
Are you currently ...



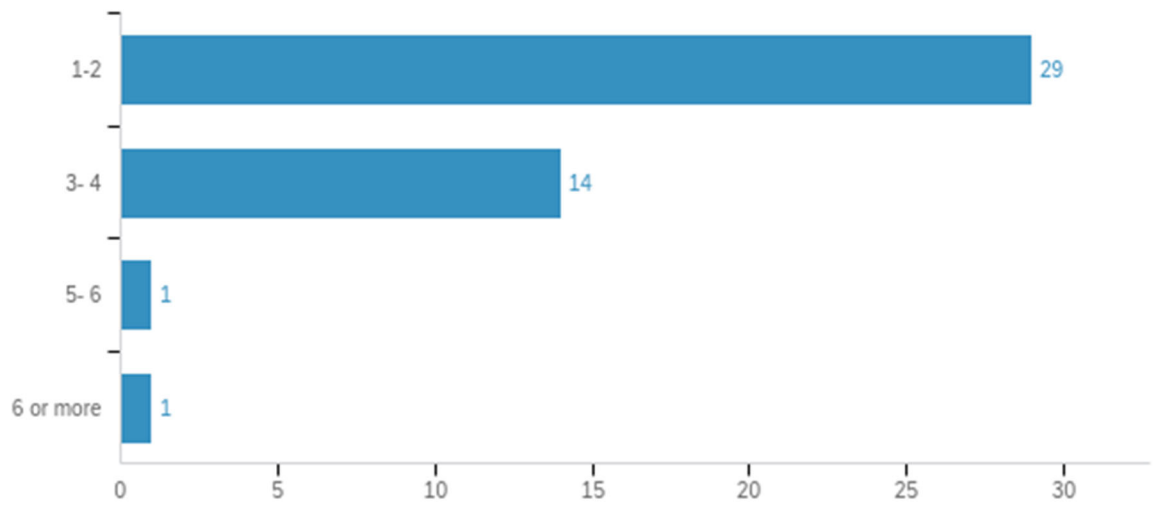
What is the highest level of schooling you have completed?



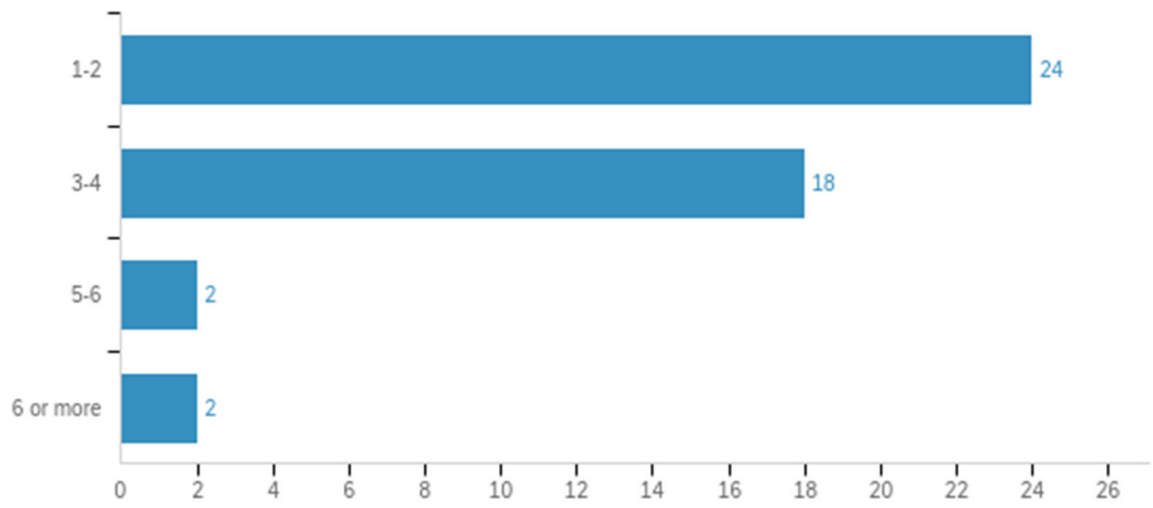
In general, how would you describe your physical health? Would you say it is...



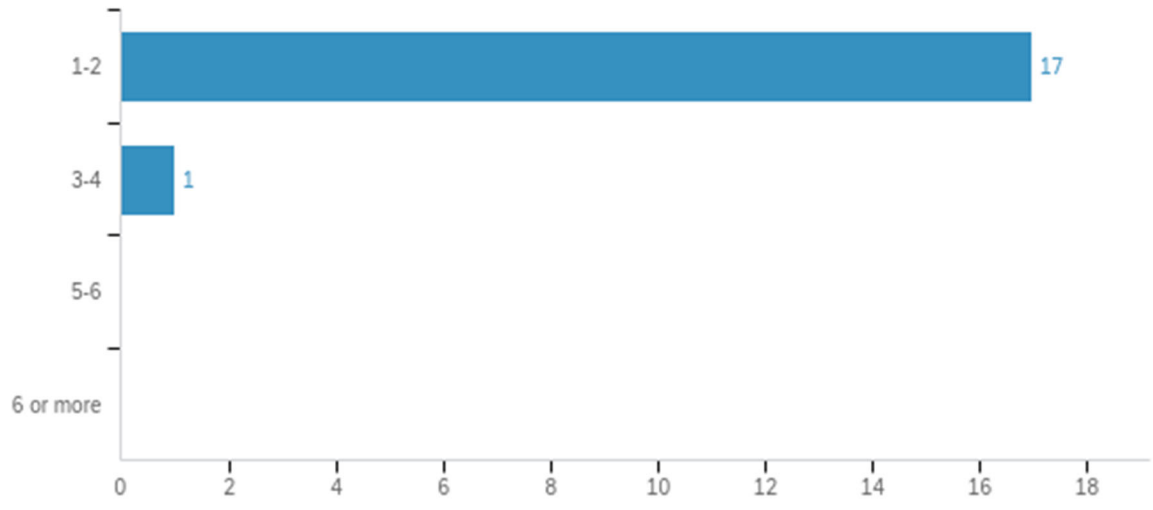
Please indicate how many adults age 18 and older, including yourself, currently reside in your household?



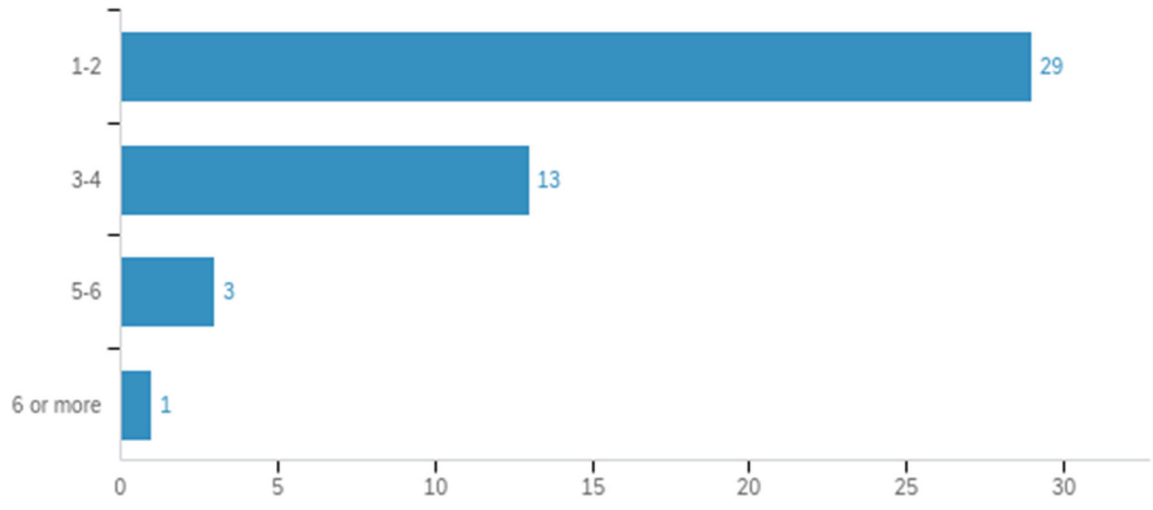
Please indicate how many children (under age 18) currently reside in your home?



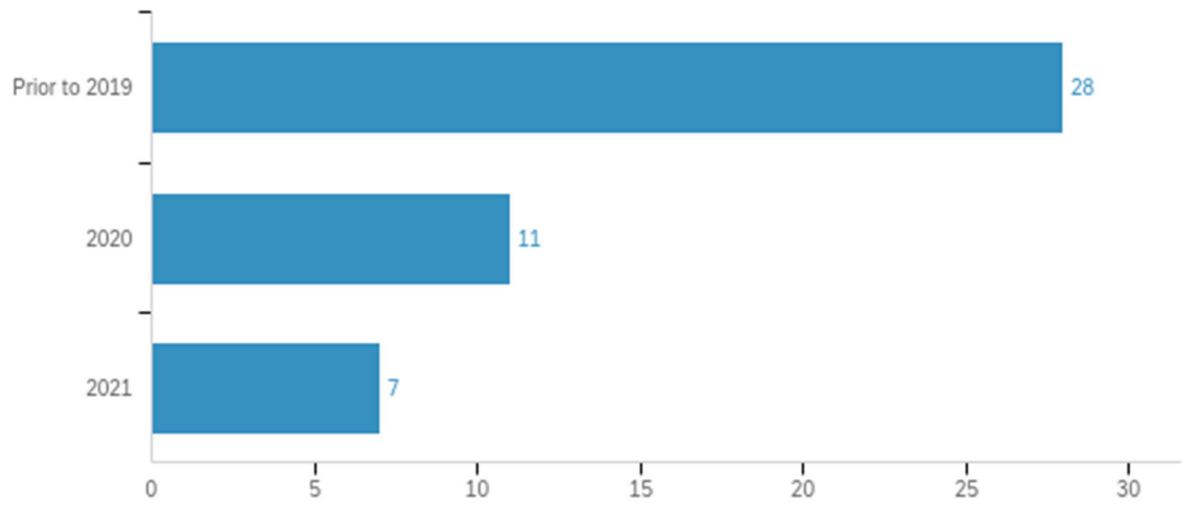
Of the children living in your home, how many are your biological children?



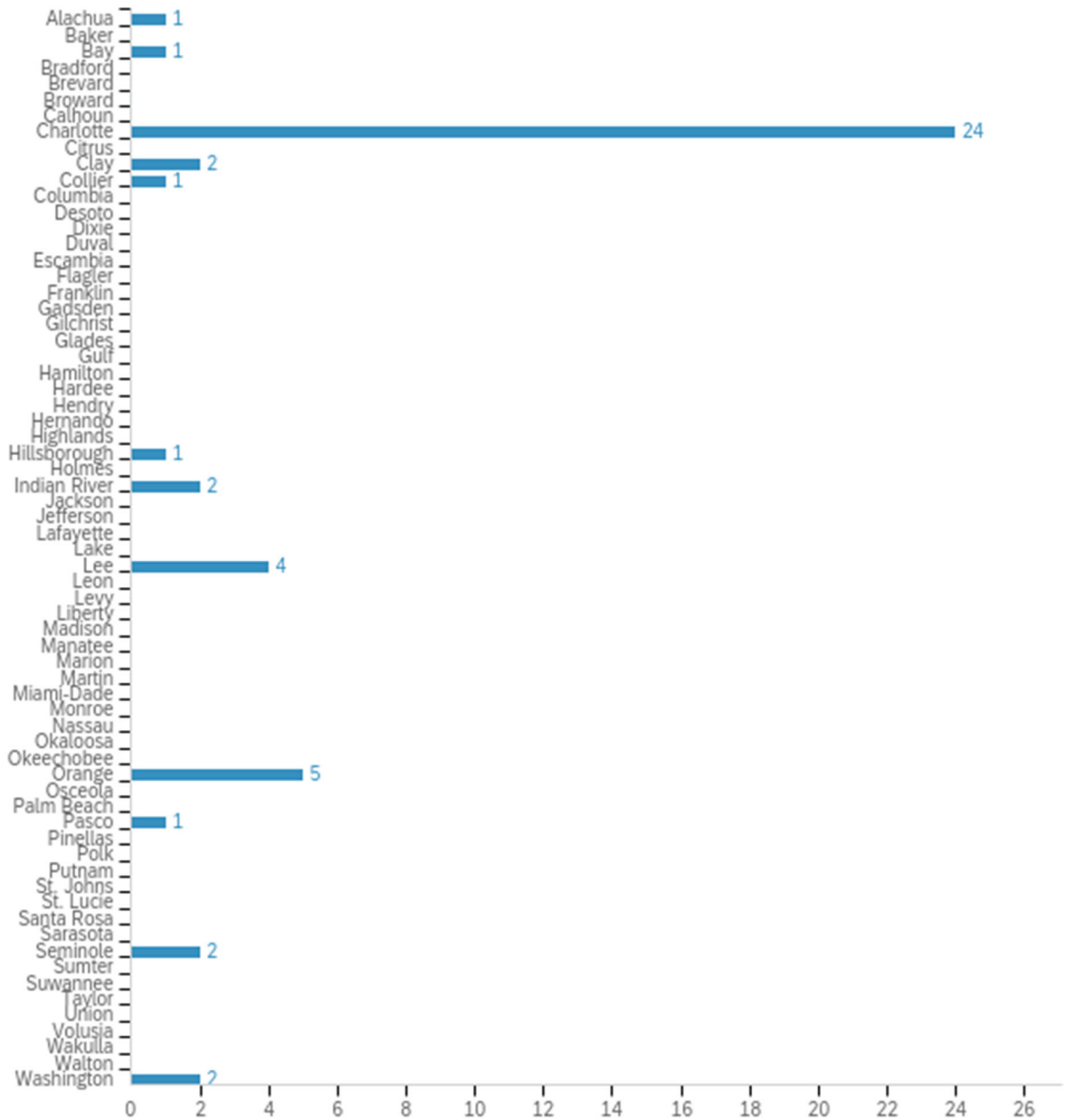
Of the children living in your home, how many were adopted?



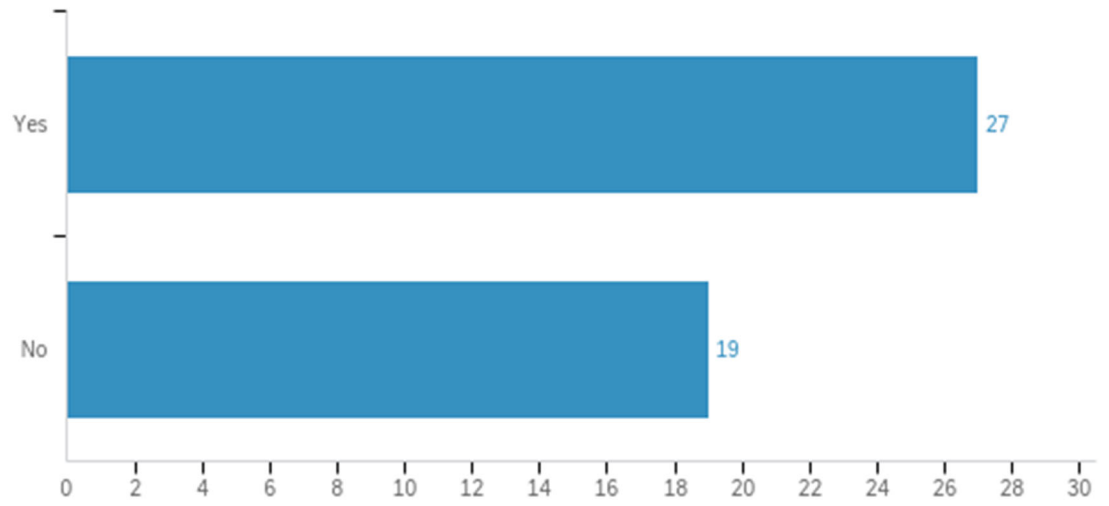
In what year did your first adoption finalize?



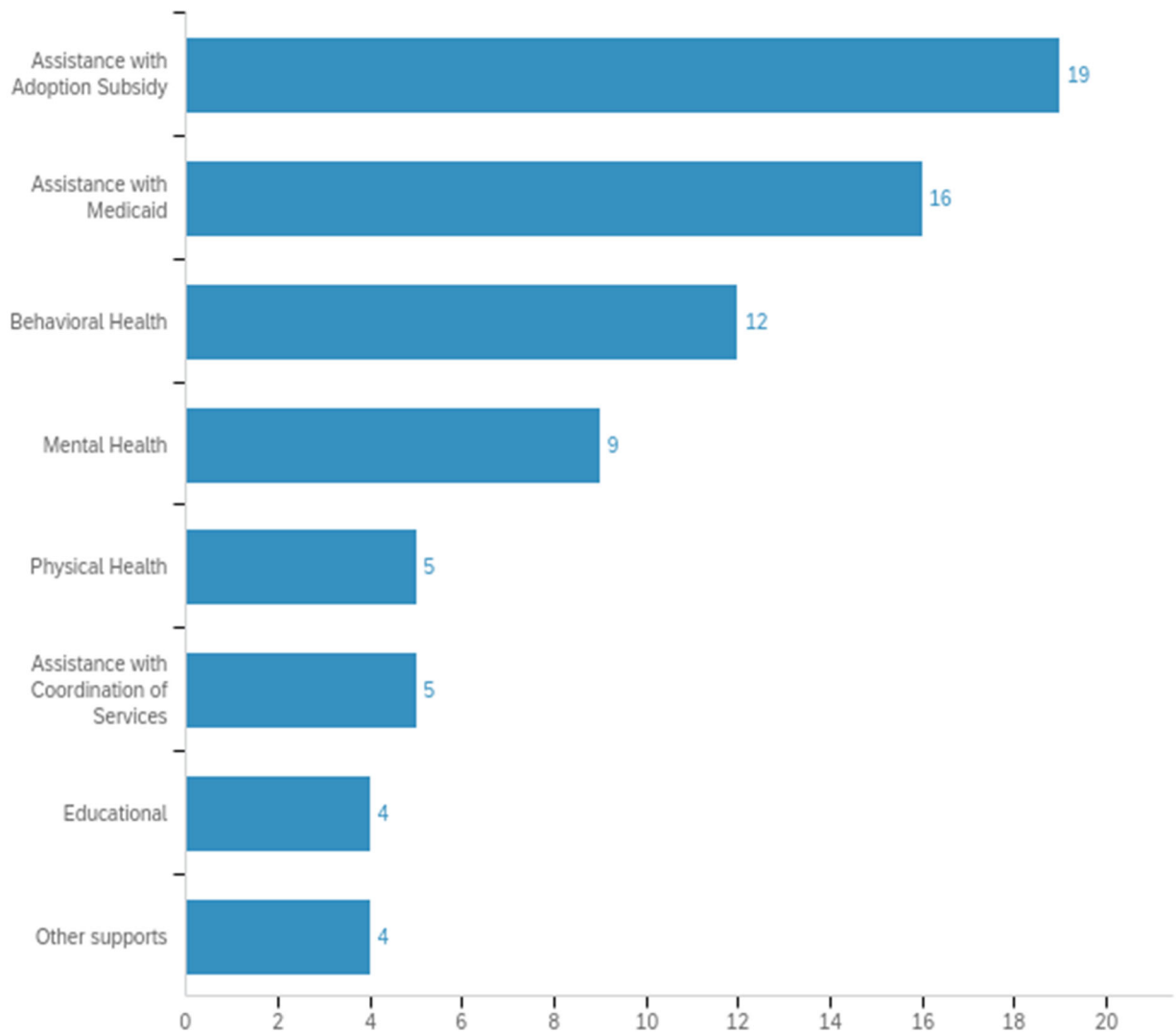
In what county did you finalize your Adoption:



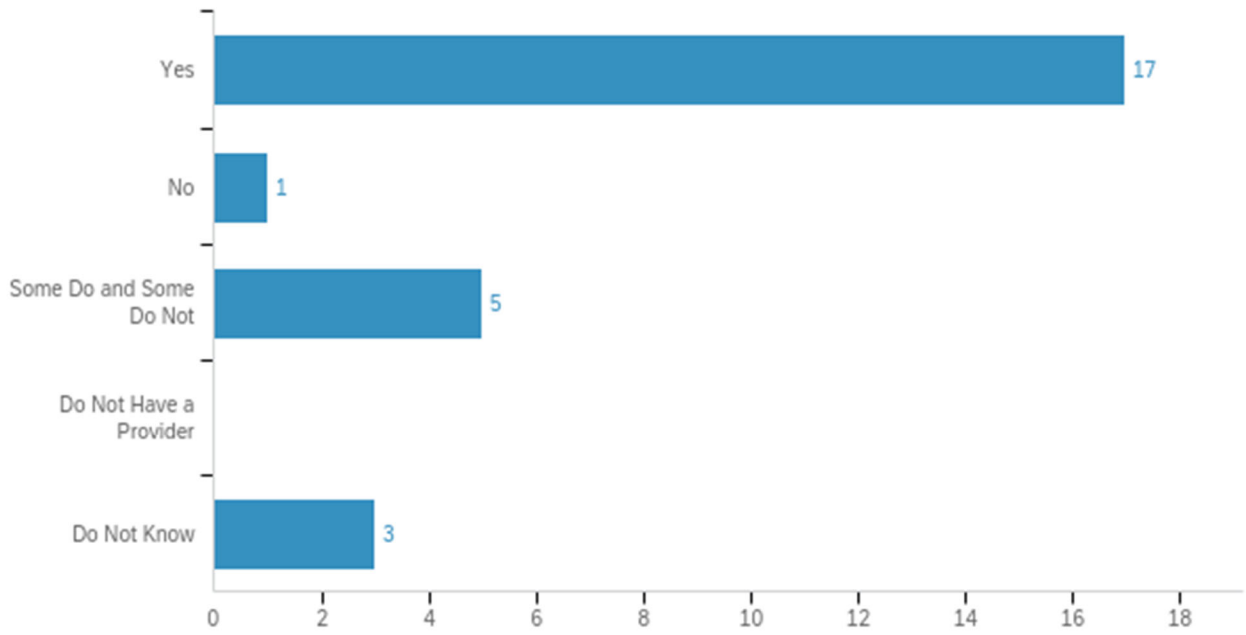
Has your family received Post Adoption Services/Supports since finalization?



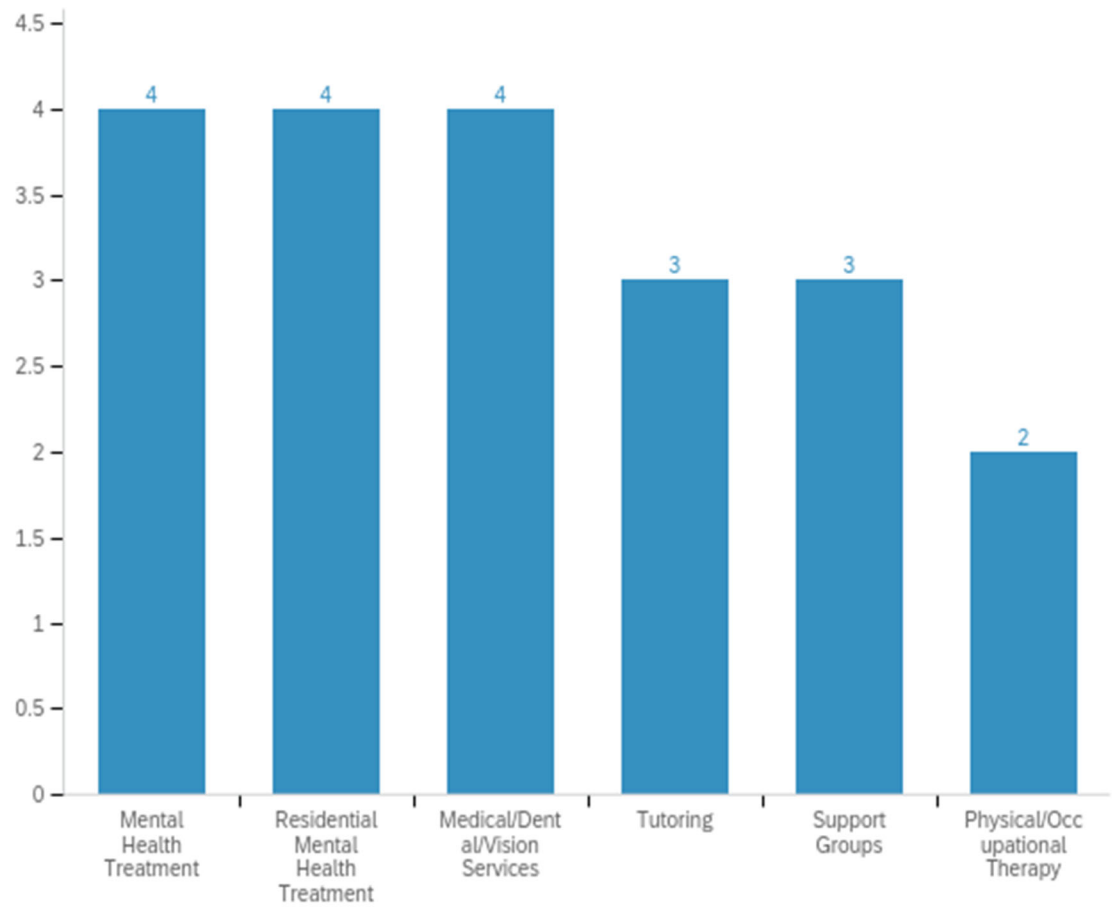
What type of Post Adoption Services has your family received. Please select all that apply.



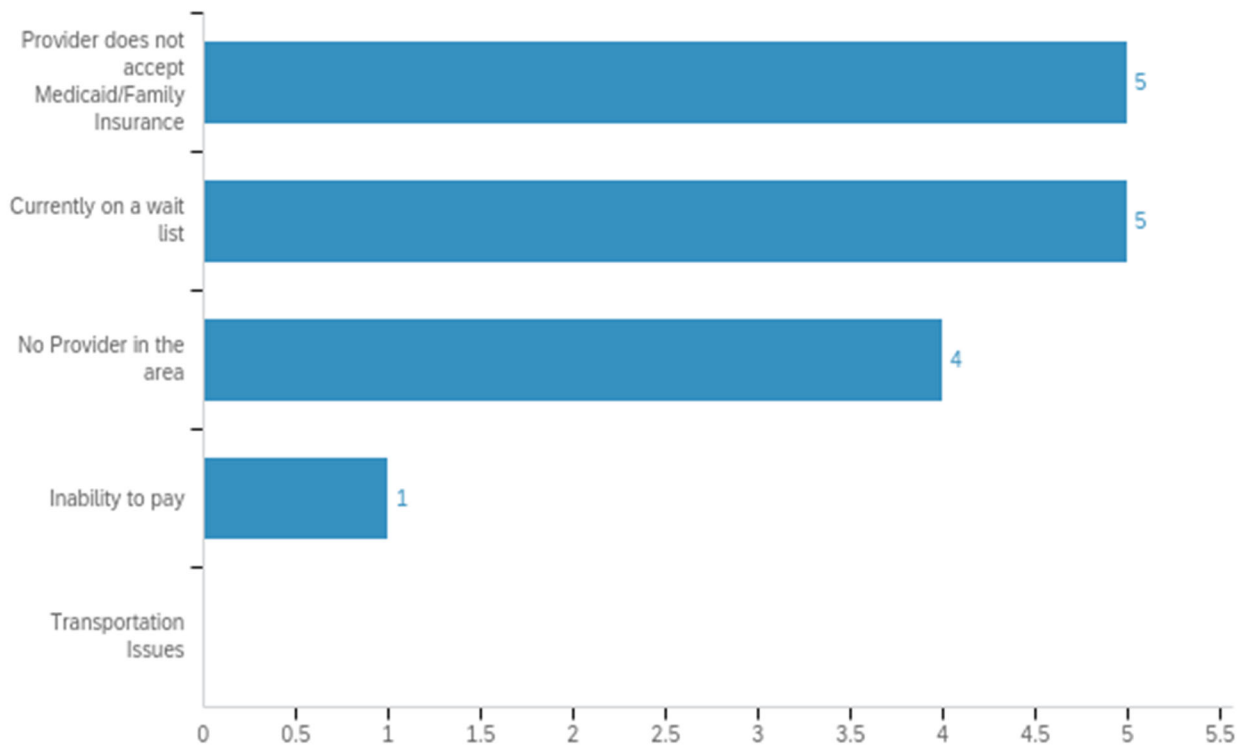
Do you feel the providers of the Post Adoption Services understood the issues that your adopted child and family have related to adoption?



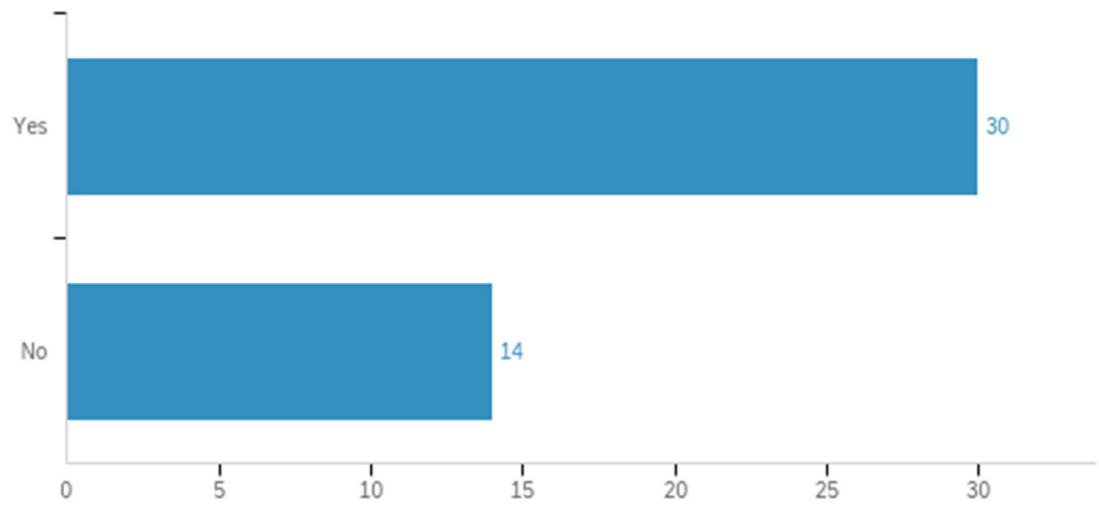
What services have you tried to access but are unable to receive? Please select all that apply.



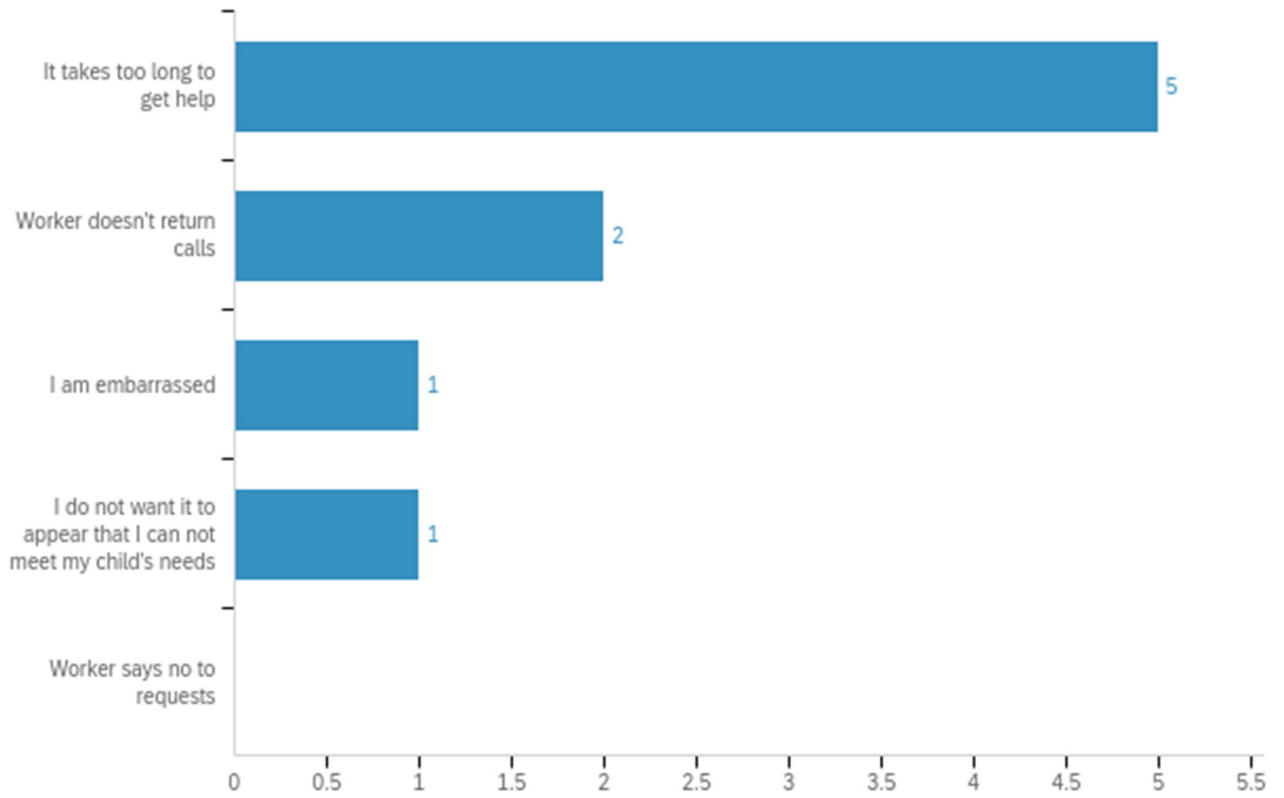
A service my child and/or my family needs is unavailable because of the following: Please select all that apply.



Do you feel comfortable asking your Post Adoption Worker for additional help/assistance?



Please indicate why you are uncomfortable asking your Post Adoption Worker for additional help/assistance?



Is there a service or support that you want your post adoption worker to provide that is currently not being provided? Please select all that apply.

