

Florida Department of Corrections

Florida's Criminal Punishment Code: Assessment and Analysis

October 2022



*A report to the Florida
Legislature detailing Florida's
Criminal Punishment Code*

Ricky D. Dixon, Secretary

TABLE OF CONTENTS

Executive Summary	3
I. Introduction	4
1. Overview of Florida’s Sentencing Policies	5-12
2. Introductory Statistics	13
II. Fiscal Year Scoresheet Data	14
1. Scoresheets Received by Circuit	15
2. Age Data	16
3. Gender Data	17
4. Race Data.....	18
5. Statute Reference	19-20
6. Offense Type	21-24
7. Points by Sanction Imposed	25
8. Points by Circuit	26-29
9. Sanction Imposed by Judicial Circuit.....	30
10. Sanction Imposed by County of Sentence.....	31-33
11. Offense Type-Qualifier by Sanction Imposed.....	34-37
III. Trends in Inmate Admissions	38
1. Trends in Inmate Admissions	39
2. Top Ten Offenses in Inmate Admissions	40
3. Inmate Admissions Demographics & Characteristics.....	41-42
3. Inmate Admissions by Judicial Circuit.....	43
4. Admissions by Judicial Circuit by Offense	44
5. Admissions by County of Commitment	45
6. Inmate Admissions	46
7. Admissions by Judicial Circuit by County by Offense	47-49
8. Prior Inmate Admissions	50
Appendices	51
Criminal Punishment Code Scoresheet.....	52-56
Offense Severity Ranking Chart	57-75

Florida’s Criminal Punishment Code: Assessment and Analysis

Offenses Committed on or After October 1, 1998

Executive Summary

In 1997, the Florida Legislature created a new sentencing structure, the Florida Criminal Punishment Code (“Code”). The Code is Florida’s primary sentencing policy. It is unique in that it has features of both structured and unstructured sentencing policies.

From a structured sentencing perspective, the Code provides for a uniform evaluation of relevant factors present at sentencing, such as the offense before the court for sentencing, prior criminal record, victim injury, and others. It also provides for the lowest permissible sentence that the court must impose in any given sentencing event, absent a valid reason for departure.

The Code also contains some characteristics of unstructured sentencing, such as broad judicial discretion and the allowance for the imposition of lengthy terms of incarceration.

The Code is effective for offenses committed on or after October 1, 1998 and is unlike the state’s preceding sentencing guidelines, which provided for narrow ranges of permissible sentences in all non-capital sentencing events.

The intent of this report is to address the requirement set forth in Florida Statute 921.002(4)(a) to report on sentencing events under the Florida Criminal Punishment Code. Each year, the Department of Corrections is required to report on trends in sentencing practices and sentencing score thresholds, and provide an analysis of the sentencing factors considered by the courts. On October 1, 2018, the digitized criminal punishment code scoresheet system was implemented statewide. The Department’s primary areas of focus in quality control are accounting for all scoresheets and correctly entering scoresheets into the Department’s database. Additional information regarding the digitized scoresheet is located under “Department of Corrections Responsibilities” in Part I.

Since January 1, 1994, the Florida Department of Corrections has collected over 2.8 million scoresheets on felony offenders sentenced in Florida courts under the state’s Sentencing Guidelines and Criminal Punishment Code. This report details the 61,578 scoresheets received with sentence dates in FY 2020-2021 received by the Florida Department of Corrections, for felony offenses committed on or after October 1, 1998.

PART I

INTRODUCTION

Overview of Florida's Sentencing Policies

History of Sentencing Policy

Unstructured Sentencing

Prior to October 1, 1983, courts sentenced in accordance with the provisions of law that permitted a wide range of judicial discretion in the sentencing decision. Sanctions ranged from a fine up to state prison incarceration. The statutory maximum penalties of incarceration in state prison were:

- Five years for a felony of the third degree;
- Fifteen years for a felony of the second degree;
- Thirty years for a felony of the first degree, and;
- Life for a life felony.

This was a form of an indeterminate sentencing policy because most offenders sentenced to prison were, by law, parole eligible. Parole was a discretionary early release policy, which obviously had a significant impact upon both the percentage and the actual amount of time served.

Structured Sentencing/Sentencing Guidelines

The Florida Sentencing Guidelines represent the state's structured policy with respect to the sentencing of non-capital felony offenders. There are three distinct versions of the guidelines currently in operation in Florida. They each:

- Provide for a uniform set of standards to guide the sentencing court in sentencing decisions;
- Evaluate relevant factors present at sentencing relating to the offense or offenses and the defendant's prior criminal behavior;
- Are attempts to provide for "truth in sentencing" and eliminate unwarranted disparity in sentencing decisions;
- Focus on ensuring that the punishment is commensurate with the offenses before the court for sentencing, and;
- Are mathematically based and provide a means to address several policy areas.

Every assessment of points reflects a policy statement regarding the relative severity of a criminal behavior. Each policy is represented on its respective scoresheet, which must be completed for each felony defendant prior to sentencing.

The 1983 Sentencing Guidelines

Due to concerns regarding actual and percent of time served as well as concerns regarding a lack of uniformity in sentencing, the 1983 Florida Sentencing Guidelines were enacted October 1, 1983 and parole eligibility was abolished for almost all offenses committed after that date. These guidelines are currently in effect for all non-capital felony offenses that were committed on or after October 1, 1983 and before January 1, 1994.

The 1983 Sentencing Guideline structure was comprised of nine separate worksheets for specified offense categories such as murder, sexual offenses, drug offenses, etc. All offenses were contained in one of these categories.

Within each worksheet, points were assessed for offenses to be sentenced and prior record offenses based on the number of offenses and each offense's felony degree. Assessments were made for legal status and victim injury. Total scores fell into sentencing ranges or cells, for each worksheet. The least severe cell provided for a non-state prison sanction and the most severe cell provided for 27 years to life in prison. Departure sentences were permissible, as long as, written reasons were provided.

Several factors eventually eroded the integrity of the "truth in sentencing" aspect of the 1983 sentencing guidelines. Some of these factors included an epidemic of "crack" cocaine-related offense activity, which resulted in an unanticipated impact upon correctional resources, the passage of unfunded mandatory minimum sentence legislation, and significant growth in the population of the State of Florida.

As a result of these and other factors, the percentage of time served and actual time served declined. By 1989, the average percentage of time served was 34 percent. This lack of system integrity was the impetus for the creation of a new sentencing guideline structure.

The 1994 Sentencing Guidelines

The 1994 Sentencing Guidelines were enacted through the passage of the “Safe Streets Act.” These guidelines were created with the recognition that prison resources are finite and that the use of state incarceration should be focused upon offenders who commit serious or violent offenses, or who offend repetitively. The 1994 guidelines repealed the grant of basic gain time, evidencing the legislature’s re-commitment to “truth in sentencing.” These sentencing guidelines are in effect for all non-capital felony offenses committed on or after January 1, 1994 and before October 1, 1995.

The structure of the 1994 Sentencing Guidelines has little similarity to the 1983 structure. The structure created attempted to resolve some of the problems inherent in the preceding structure, such as the nine separate worksheets, the lack of offense-specific detail and the issue of grouping crimes by category. The structure of the 1994 guidelines:

- Ranks all non-capital felonies in one of 10 offense severity levels. Level 1 is the least severe ranking and 10 reflects the most serious felonies.
- Each of the rankings has an associated point value in each of three elements subject to scoring: primary offense, additional offense(s), and prior record. Point values escalate as the rank increases. Every offense scored is provided its corresponding point value in these areas, with the emphasis of points lying in the area of the primary offense.
- Includes other policy levels through an assessment of points for a variety of other factors such as: victim injury, legal status, supervision violations, and others.

Under the 1994 structure, the total guidelines score determines the sanction and a range of length of sanction when state prison is applicable. There are basically three categories of sanction based upon total scores. There are ranges of score which:

1. Mandate a non-state prison sanction when the total score is 40 points or less.
2. Provide for discretionary prison or non-state prison sanction when the total score is greater than forty and less than 52 points.

3. Mandate a state prison sanction when the total score exceeds 52 points.

The length of prison is determined by subtracting 28 from the total sentence points to derive the total prison months.

The court has the discretion to increase or decrease the sanction by 25%. This provided for a relatively narrow range for the imposition of a guideline sentence.

The 1995 Sentencing Guidelines

The 1994 Sentencing Guidelines were significantly amended in 1995 through the passage of the Crime Control Act of 1995. The basic structure of the 1994 sentencing guidelines remained; however, point values were increased in a variety of areas and additional policy levers were created to provide for greater sanctions. The 1995 guidelines are in effect for offenses committed on or after October 1, 1995 through September 30, 1998.

The Heggs ruling stated that the use of the 1995 Sentencing Guidelines for offenses between October 1, 1995 and May 24, 1997 is unconstitutional. However, the 1995 Sentencing Guidelines are used for offense dates between May 25, 1997 and September 30, 1998.

The guidelines were slightly modified in both 1996 and 1997, again providing for increased sanctions and sanction length in certain instances.

The Criminal Punishment Code

The Criminal Punishment Code became effective for offenses committed on or after October 1, 1998. The guidelines are repealed for all offenses committed on or after October 1, 1998 but remain in effect for offenses committed prior to this date. The Code contains features of both structured and unstructured sentencing policies. It maintains many of the goals of guidelines sentencing. Compared to the guidelines however, the Code allows for greater upward discretion in sentencing, provides for increased penalties, and lowers mandatory prison thresholds.

- The Code significantly alters the sentencing policy in a variety of respects. One of the most notable changes is the significant broadening of upward discretion in the sentencing policy. Under the sentencing guidelines, the upward discretion

was 25 percent above the state prison months determined by the calculation. Under the Code, the maximum sentence for any felony offense is determined by the statutory maximums as provided in Florida Statute (F.S.) 775.082.

<u>Felony Degree</u>	<u>Years in Prison</u>
Life Felony	Up to Life
1 st	Up to 30
2 nd	Up to 15
3 rd	Up to 5

- This has two effects that are divergent from the preceding guidelines. First, all felony offenders have the potential to receive a prison sentence, whereas many under the guidelines were by policy excluded from such a possibility. Second, the maximums of F. S. 775.082 usually will provide for far greater sentence lengths than were permissible under the guidelines.
- Another significant change is the determination when a prison sentence becomes mandatory under the new sentencing policy. The basic structure of the sentencing policy has not changed with respect to point determinations. Sentencing point thresholds for sentence calculations have, however, undergone significant revisions.
 1. If total points are equal to or less than 44, the lowest permissible sentence is a non-state prison sanction. (However, state prison up to the statutory maximum can be imposed.)
 2. If total points exceed 44, the minimum sentence is established by taking the total point value subtracting 28 and decreasing the remaining value by 25%. This end result value is the lowest permissible prison sentence in months.

This means that only those offenders scoring 44 or fewer points may receive a non-state prison sanction under the code. All others must receive a state prison sanction, absent downward departure from this structure. The threshold under the guidelines for mandatory prison incarceration was 52 points.

Department of Corrections Responsibilities

The Department was provided a variety of responsibilities regarding the sentencing policy with respect to the 1994 and subsequent versions of the law. Florida Statute 921 requires the Department to:

- Develop the scoresheet and any revisions of the scoresheet for approval by the Supreme Court and supply Sentencing Guidelines and Criminal Punishment Code scoresheets to the appropriate criminal justice entities in the state;
- Prior to July 1, 2001, the Department had a coequal responsibility to prepare scoresheets with the state attorneys. However, the Department of Corrections continued to complete scoresheets which had been ordered by the courts prior to July 1, 2001. In addition, there were transitional issues involved in transferring this responsibility to the state attorneys. This resulted in 9.7% of scoresheets received during FY 2001-02 having been prepared by the Department of Corrections;
- Assist the Criminal Justice Estimating Conference in estimating correctional impact of proposed changes to the code;
- Provide the Legislature by October 1 of each year a report detailing the rate of compliance of each Judicial Circuit in providing scoresheets to the Department; and,
- Provide the Legislature an annual report detailing trends in sentencing and an analysis thereof by October 1 of each year.

The SAGES (Sentencing Analysis and Guidelines Entry Systems) database

The Department developed a database in 1994 to be used as a mechanism to allow for the storage of completed scoresheets and allow for more accurate, legible and efficient scoresheet preparation.

This report is derived primarily from the information on sentencing scoresheets received by the Department from the clerks of the courts and entered into SAGES. It does not attempt to match a scoresheet with a specific admission event.

The following should be considered when evaluating this and other information derived from this database:

- The information is compiled from a database containing sentencing scoresheets received by the Department of Corrections for offenses with dates of commission on or after January 1, 1994. The information is based on the scoresheets in the database with dates of sentence in Fiscal Year 2021-2022 and offenses on or after October 1, 1998, entered as of September 1, 2022.
- Because the rate of scoresheet submissions is never 100%, there is always information missing that could potentially affect the analysis. When this report was run, the statewide compliance rate was **57.8%** for Fiscal Year 2021-2022.
- Though the Department retrieves and includes in the database omitted information from a scoresheet that is critical, no effort is made to correct preparation error or errors recorded on scoresheets regarding the sentence imposed. The Department does not have the authority to amend an official court document. Conversely, there is a responsibility to record the information as received.

The Digitized Scoresheet

Beginning October 1, 2018, the Department of Corrections shall make available the digitized Criminal Punishment Code scoresheets to those persons charged with the responsibility for preparing scoresheets. The clerk of the circuit court shall transmit a complete and accurate digitized copy of the Criminal Punishment Code scoresheet used in each sentencing proceeding to the Department of Corrections. Scoresheets must be electronically transmitted no less frequently than monthly, by the first of each month, and may be sent collectively.

A digitized sentencing scoresheet must be prepared for every defendant who is sentenced for a felony offense. The individual offender's digitized Criminal Punishment Code scoresheet and any attachments thereto prepared pursuant to Rule 3.701, Rule 3.702, or Rule 3.703, Florida Rules of Criminal Procedure, or any other rule pertaining to the preparation and submission of felony sentencing scoresheets, must be included with the uniform judgment and sentence form provided to the Department of Corrections.

The Department of Corrections, in consultation with the Office of the State Courts Administrator, state attorneys, and public defenders, must develop and submit the revised digitized Criminal Punishment Code scoresheet to the Supreme Court for approval by June 15 of each year, as necessary. The digitized scoresheet shall have individual, structured data cells for each data field on the scoresheet. Upon the Supreme Court's approval of the revised digitized scoresheet, the Department of Corrections shall produce and provide the revised digitized scoresheets by September 30 of each year, as necessary.

Digitized scoresheets must include individual data cells to indicate whether any prison sentence imposed includes a mandatory minimum sentence or the sentence imposed was a downward departure from the lowest permissible sentence under the Criminal Punishment Code.

Quality Control Procedures

Quality control procedures have been implemented and will continue to be modified as needed to provide valid and reliable sentencing information to aid the Criminal Justice Estimating Conference and the Department of Corrections with legislative mandates.

The Department's primary areas of focus in quality control are accounting for all scoresheets and correctly entering scoresheets into the Department's database. The Department monitors the receipt of scoresheets and prepares a report each year detailing the compliance rate of each judicial circuit in providing scoresheets to the Department. Inquiries regarding scoresheet submission compliance should be directed to the Department of Corrections, Bureau of Probation and Parole Field Services (850) 717-3444.

Scoresheet accuracy is an area of concern. The Florida Criminal Punishment Code Scoresheet Preparation Manual serves as a resource document for scoresheet preparers and in conjunction with Florida Statutes contain sufficient information to complete scoresheets under the appropriate sentencing law. If a scoresheet preparer has a need for legal or statutory information other than what is provided in the manuals, they may contact the Office of the State Courts Administrator at (850) 413-7321. If technical or coding information is needed to complete a scoresheet, contact the Department of Corrections Bureau of Probation and Parole Field Services at (850) 717-3444.

Scoresheets missing key information is also an area of concern. All items contained on the scoresheet relevant to a particular sentencing event are required to be completed.

Introductory Statistics

This report reflects the 70,295 scoresheets received by the Department of Corrections with offense dates on or after October 1, 1998, and sentencing dates of July 1, 2021 through June 30, 2022. This total only reflects those scoresheets available through the Digitized Scoresheet System. It may not include scoresheets from judicial circuits that utilize different software platforms.

FINDINGS:

The following tables reflect the data from the scoresheets received through the Digitized Scoresheet System. Comparison of prior data will not be provided.

PART II

FISCAL YEAR SCORESHEET DATA

Fiscal Year 2021-2022

Scoresheets Received by Circuit by Type

Judicial Circuit of Sentence	1994 Sentencing Guidelines Scoresheet	1995 Sentencing Guidelines Scoresheet*	Criminal Punishment Code Scoresheet	Total
01 (Pensacola)	2	1	2,941	2,944
02 (Tallahassee)	1	-	595	596
03 (Lake City)	4	3	2,314	2,321
04 (Jacksonville)	3	3	2,927	2,933
05 (Tavares)	-	-	95	95
06 (Clearwater)	15	2	5,464	5,481
07 (Daytona Beach)	6	-	6,038	6,044
08 (Gainesville)	-	1	1,659	1,660
09 (Orlando)	7	2	4,694	4,703
10 (Bartow)	15	4	2,869	2,888
11 (Miami)	-	1	1,627	1,628
12 (Sarasota)	3	3	4,765	4,771
13 (Tampa)	9	2	5,030	5,041
14 (Panama City)	4	1	4,421	4,426
15 (West Palm Beach)	1	1	3,735	3,737
16 (Key West)	-	-	578	578
17 (Ft. Lauderdale)	2	-	6,152	6,154
18 (Sanford)	7	6	5,066	5,079
19 (Ft. Pierce)	8	-	3,787	3,795
20 (Ft. Myers)	2	1	5,329	5,332
Data Unavailable	1	-	88	89
Total	90	31	70,174	70,295

Scoresheets Received by Month by Type

Month of Sentence	1994 Sentencing Guidelines Scoresheet	1995 Sentencing Guidelines Scoresheet*	Criminal Punishment Code Scoresheet	Total
July 2021	7	3	6,024	6,034
August 2021	12	2	6,505	6,519
September 2021	8	2	5,782	5,792
October 2021	6	3	6,217	6,226
November 2021	2	5	5,560	5,567
December 2021	5	3	4,766	4,774
January 2022	4	3	5,543	5,550
February 2022	9	4	6,160	6,173
March 2022	9	1	7,015	7,025
April 2022	12	1	5,199	5,212
May 2022	7	3	5,635	5,645
June 2022	9	1	5,768	5,778
Total	90	31	70,174	70,295

Note: Total number of scoresheets, including those with offense dates between October 1, 1995 and May 24, 1997.

* Offense dates between May 25, 1997 and September 30, 1998.

Fiscal Year 2021-2022

Age at Offense on Scoresheets Received

Age Group	Total
17 & Under	769
18-24	12,686
25-29	11,517
30-34	12,429
35-39	10,602
40-44	7,729
45-49	5,093
50-54	4,044
55-59	2,950
60-64	1,483
65-69	564
70-74	191
75-79	58
80-84	16
85-89	3
90-94	2
95-99	1
Data Unavailable	158
Total	70,295

Age at Sentencing on Scoresheets Received

Age Group	Total
17 & Under	134
18-24	9,944
25-29	10,844
30-34	12,799
35-39	11,340
40-44	8,726
45-49	5,482
50-54	4,579
55-59	3,360
60-64	1,928
65-69	741
70-74	277
75-79	87
80-84	30
85-89	4
90-94	3
95-99	1
Data Unavailable	16
Total	70,295

Fiscal Year 2021-2022

Gender by Judicial Circuit on Scoresheets Received

Judicial Circuit	Male	Female	Total
01 (Pensacola)	2,233	711	2,944
02 (Tallahassee)	448	148	596
03 (Lake City)	1,747	574	2,321
04 (Jacksonville)	2,409	524	2,933
05 (Tavares)	63	32	95
06 (Clearwater)	4,220	1,261	5,481
07 (Daytona Beach)	4,682	1,362	6,044
08 (Gainesville)	1,288	372	1,660
09 (Orlando)	3,956	747	4,703
10 (Bartow)	2,265	623	2,888
11 (Miami)	1,438	190	1,628
12 (Sarasota)	3,617	1,154	4,771
13 (Tampa)	4,197	844	5,041
14 (Panama City)	3,297	1,129	4,426
15 (West Palm Beach)	3,180	557	3,737
16 (Key West)	465	113	578
17 (Ft. Lauderdale)	5,066	1,088	6,154
18 (Sanford)	3,865	1,214	5,079
19 (Ft. Pierce)	2,868	927	3,795
20 (Ft. Myers)	4,085	1,247	5,332
Data Unavailable	76	13	89
Total	55,465	14,830	70,295

Note: Data reflects information entered on scoresheets July 1, 2021 through June 30, 2022.

Fiscal Year 2021-2022

Race by Judicial Circuit on Scoresheets Received

Judicial Circuit	American Indian	Asian	Black	Hispanic	Unknown	White	Total
01 (Pensacola)	1	1	917	7	33	1,985	2,944
02 (Tallahassee)	-	-	220	-	9	367	596
03 (Lake City)	-	-	670	1	36	1,614	2,321
04 (Jacksonville)	1	11	1,682	31	35	1,173	2,933
05 (Tavares)	-	1	23	3	5	63	95
06 (Clearwater)	1	16	1,354	74	157	3,879	5,481
07 (Daytona Beach)	-	-	1,774	2	279	3,989	6,044
08 (Gainesville)	-	-	743	-	46	871	1,660
09 (Orlando)	-	1	2,124	7	33	2,538	4,703
10 (Bartow)	-	-	847	9	375	1,657	2,888
11 (Miami)	-	5	799	29	3	792	1,628
12 (Sarasota)	-	-	1,334	5	154	3,278	4,771
13 (Tampa)	7	15	2,185	84	19	2,731	5,041
14 (Panama City)	-	-	1,030	5	100	3,291	4,426
15 (West Palm Beach)	-	-	2,094	1	14	1,628	3,737
16 (Key West)	2	-	107	57	5	407	578
17 (Ft. Lauderdale)	2	-	3,609	16	52	2,475	6,154
18 (Sanford)	1	12	1,634	185	33	3,214	5,079
19 (Ft. Pierce)	17	3	1,371	209	46	2,149	3,795
20 (Ft. Myers)	15	6	1,196	20	9	4,086	5,332
Data Unavailable	-	-	36	2	1	50	89
Total	47	71	25,749	747	1,444	42,237	70,295

Note: Data reflects information entered on scoresheets July 1, 2021 through June 30, 2022.

Fiscal Year 2021-2022

Statute Reference on Scoresheets Received

Data reflects information entered on scoresheets July 1, 2021 through June 30, 2022.

Statute Reference	Total
893.13	18,341
Undetermined	14,855
812.014	5,073
810.02	4,441
790.23	1,810
316.1935	1,686
784.021	1,545
790.01	1,428
812.019	1,365
843.01	1,188
784.045	1,087
784.041	1,070
827.03	1,057
784.07	1,040
322.34	1,032
893.135	1,003
784.03	959
812.13	922
817.568	709
316.193	620
800.04	561
784.08	429
794.011	391
943.0435	375
316.027	374
806.13	356
782.04	347
817.034	345
918.13	252
951.22	251
787.02	249
827.071	242
790.19	240
831.09	225
784.048	217
812.131	198
817.61	189
914.22	174
836.1	162
322.341	160
784.082	153
414.39	142
934.215	142
847.0135	130

Statute Reference	Total
539.001	113
806.01	106
812.133	106
782.07	105
944.4	96
812.015	95
817.52	91
828.12	82
825.103	73
944.47	68
825.102	66
944.607	60
777.03	53
775.21	48
787.01	48
810.09	47
812.135	44
782.071	43
787.03	41
895.03	41
810.145	40
893.1351	39
810.06	38
812.0145	38
817.234	37
322.212	34
790.15	33
817.611	32
896.101	32
212.15	30
440.105	29
836.05	29
810.08	27
655.0322	26
806.1	25
794.05	24
831.01	23
838.021	22
790.07	21
843.15	21
316.192	18
782.051	18
790	18
901.36	18

Statute Reference	Total
316.8	17
817.6	17
847.0138	17
489.127	16
784.075	15
787.06	15
790.115	15
796.07	14
812.155	14
316	13
790.162	13
790.163	13
843.025	13
893.03	13
403.413	12
741.31	12
796.05	12
843.23	12
843.021	11
800.03	10
817	10
817.625	10
843.08	10
843.12	10
847.011	10
319.33	9
499.0051	9
790.161	9
790.401	9
832	9
832.05	9
379	8
812.0195	8
847.012	8
847.0137	8
893.147	8
775.261	7
790.221	7
817.481	7
831.08	7
843.02	7
509.151	6
538.04	6
784.062	6

Fiscal Year 2021-2022

Statute Reference on Scoresheets Received

Data reflects information entered on scoresheets July 1, 2021 through June 30, 2022.

Statute Reference	Total
784.081	6
815.06	6
39.205	5
784.074	5
838.022	5
849.09	5
944.35	5
409.92	4
538.23	4
817.563	4
817.5685	4
831.14	4
839.13	4
458.327	3
775.0844	3
782.072	3
787.04	3
817.236	3
817.535	3
826.04	3
831.11	3
837.05	3
843.18	3
870.01	3
914.23	3
934.03	3
212.12	2
316.061	2
320.26	2
327.35	2
384.34	2
443.071	2
489.126	2
775.085	2
782.09	2
784.047	2
812.081	2
817.233	2
817.505	2
823.1	2
831	2
831.28	2
847.0133	2

Statute Reference	Total
849	2
872.02	2
104.18	1
117.105	1
316.3026	1
327.3	1
328.05	1
365.172	1
379.2431	1
379.411	1
393.135	1
394.458	1
440	1
454.23	1
456.065	1
509.162	1
590.28	1
626.112	1
713.345	1
775.13	1
784.011	1
784.085	1
787.07	1
790.054	1
790.1	1
790.16	1
790.164	1
790.22	1
790.235	1
790.29	1
796.03	1
800.09	1
806.031	1
810.095	1
817.2341	1
817.2361	1
817.54	1
817.564	1
827.04	1
828.122	1
831.032	1
831.31	1
838.015	1

Statute Reference	Total
843.0855	1
843.21	1
847	1
849.25	1
860.05	1
874.05	1
877.03	1
877.111	1
893.149	1
893.2	1
896.104	1
92.525	1

Fiscal Year 2021-2022

Offense Type Based on Best Match to Statute or Primary Offense Code on Scoresheet using Offense Categories Specific to the Department of Corrections

Primary Offense	Total	Percent
Murder/Manslaughter	582	0.8%
Capital Murder	94	0.13%
2nd Degree Murder	244	0.35%
3rd Degree Murder	11	0.02%
Homicide, Other	7	0.01%
Manslaughter	144	0.20%
DUI Manslaughter	82	0.12%

Sexual Offenses	1,367	1.9%
Capital Sexual Battery	1	0.00%
Life Sexual Battery	126	0.18%
1st Degree Sexual Battery	202	0.29%
2nd Degree Sexual Battery	240	0.34%
Sexual Assault, Other	9	0.01%
Lewd/Lascivious Behavior	789	1.12%

Robbery	1,164	1.7%
Robbery With Weapon	505	0.72%
Robbery Without Weapon	615	0.87%
Home Invasion, Robbery	44	0.06%

Note: Data reflects only matches or best possible matches using statute or primary offense code, if available.

Fiscal Year 2021-2022

Offense Type Based on Best Match to Statute or Primary Offense Code on Scoresheet using Offense Categories Specific to the Department of Corrections

Primary Offense	Total	Percent
Violent Personal Offenses	10,428	14.8%
Carjacking	106	0.15%
Aggravated Assault	1,545	2.20%
Aggravated Battery	1,123	1.60%
Assault/Battery On L.E.O.	1,040	1.48%
Assault/Battery, Other	1,141	1.62%
Aggravated Stalking	217	0.31%
Resisting Arrest With Violence	1,188	1.69%
Kidnapping	347	0.49%
Arson	141	0.20%
Abuse Of Children	1,135	1.61%
Leave Accident With Injury/Death	375	0.53%
DUI, Injury	75	0.11%
Home Invasion, Other	-	0.00%
Violent, Other	1,995	2.84%

Burglary	4,871	6.9%
Burglary, Structure	2,491	3.54%
Burglary, Dwelling	1,370	1.95%
Burglary, Armed	225	0.32%
Burglary With Assault	292	0.42%
Burglary/Trespass, Other	493	0.70%

Note: Data reflects only matches or best possible matches using statute or primary offense code, if available.

Fiscal Year 2021-2022

Offense Type Based on Best Match to Statute or Primary Offense Code on Scoresheet using Offense Categories Specific to the Department of Corrections

Primary Offense	Total	Percent
Theft/Forgery/Fraud	8,954	12.7%
Grand Theft, Other	2,407	3.42%
Grand Theft, Automobile	1,462	2.08%
Stolen Property	1,438	2.05%
Forgery/Counterfeiting	958	1.36%
Worthless Checks	18	0.03%
Fraudulent Practices	1,214	1.73%
Other Theft/Property Damage	1,457	2.07%

Drugs	19,426	27.6%
Drugs, Manufacture/Sale/Purchase	3,426	4.87%
Drugs, Trafficking	1,045	1.49%
Drugs, Possession/Other	14,955	21.27%

Weapons	3,560	5.1%
Weapons, Discharging	285	0.41%
Weapons, Possession	3,273	4.66%
Weapons, Other	2	0.00%

Note: Data reflects only matches or best possible matches using statute or primary offense code, if available.

Fiscal Year 2021-2022

Offense Type Based on Best Match to Statute or Primary Offense Code on Scoresheet using Offense Categories Specific to the Department of Corrections

Primary Offense	Total	Percent
Other	5,090	7.2%
Escape	1,806	2.57%
DUI, No Injury	465	0.66%
Traffic, Other	1,198	1.70%
Racketeering	41	0.06%
Pollution/Hazardous Materials	12	0.02%
Criminal Justice System	1,246	1.77%
Other	322	0.46%
Data Undetermined	14,853	21.1%
Total	70,295	

Note: Data reflects only matches or best possible matches using statute or primary offense code, if available.

Fiscal Year 2021-2022

Points by Sanction Imposed on All Scoresheets Received

Sanction Imposed	Data Unavailable	22.0 Points or Less	22.1 to 44.0 Points	More than 44.0 Points	Total
State Prison	4	205	2,438	13,708	16,355
Community Control	-	287	1,541	1,923	3,751
Probation	13	7,377	12,328	6,678	26,396
County Jail	3	3,057	7,588	3,543	14,191
Other	-	46	102	125	273
Sanction Undetermined	24	1,691	3,346	4,268	9,329
Total	44	12,663	27,343	30,245	70,295

Note: Data in table above reflects points entered on scoresheets received July 1, 2021 through June 30, 2022.

Fiscal Year 2021-2022

Points by Judicial Circuit by Sanction Imposed on All Scoresheets Received

Judicial Circuit	Sanction Imposed	Data Unavailable	22.0 Points or Less	22.1 to 44.0 Points	More than 44.0 Points	Total
Circuit 01 - Pensacola	Missing	6	42	68	39	155
	County Jail	-	205	487	78	770
	Probation	-	447	475	144	1,066
	Community Control	-	13	93	52	158
	State Prison	-	4	184	602	790
	Other	-	2	2	1	5
Circuit 02 - Tallahassee	Missing	2	17	29	13	61
	County Jail	1	13	48	26	88
	Probation	1	96	124	86	307
	Community Control	-	3	11	18	32
	State Prison	-	2	9	79	90
	Other	-	4	8	6	18
Circuit 03 - Lake City	Missing	-	16	31	42	89
	County Jail	-	26	43	22	91
	Probation	-	305	529	233	1,067
	Community Control	-	37	186	87	310
	State Prison	-	6	257	499	762
	Other	-	-	1	1	2
Circuit 04 - Jacksonville	Missing	1	42	126	133	302
	County Jail	-	194	453	141	788
	Probation	1	157	371	121	650
	Community Control	-	17	81	61	159
	State Prison	1	21	222	788	1,032
	Other	-	-	1	1	2
Circuit 05 - Tavares	Missing	-	-	-	-	-
	County Jail	-	12	12	1	25
	Probation	-	27	21	4	52
	Community Control	-	-	1	-	1
	State Prison	-	1	3	13	17
	Other	-	-	-	-	-

Fiscal Year 2021-2022

Points by Judicial Circuit by Sanction Imposed on All Scoresheets Received

Judicial Circuit	Sanction Imposed	Data Unavailable	22.0 Points or Less	22.1 to 44.0 Points	More than 44.0 Points	Total
Circuit 06 - Clearwater	Missing	-	15	20	17	52
	County Jail	-	486	1,105	545	2,136
	Probation	1	434	815	570	1,820
	Community Control	-	12	29	58	99
	State Prison	-	58	189	1,125	1,372
	Other	-	1	-	1	2
Circuit 07 - Daytona Beach	Missing	1	55	132	206	394
	County Jail	-	290	645	259	1,194
	Probation	2	618	1,077	620	2,317
	Community Control	-	22	134	224	380
	State Prison	-	16	227	1,468	1,711
	Other	-	8	24	16	48
Circuit 08 - Gainesville	Missing	-	11	34	18	63
	County Jail	-	69	177	64	310
	Probation	-	208	308	140	656
	Community Control	-	7	33	30	70
	State Prison	-	3	123	423	549
	Other	-	2	3	7	12
Circuit 09 - Orlando	Missing	2	493	1,040	1,106	2,641
	County Jail	-	208	410	190	808
	Probation	-	188	297	221	706
	Community Control	-	7	43	94	144
	State Prison	-	4	28	324	356
	Other	-	6	18	24	48
Circuit 10 - Bartow	Missing	-	-	-	2	2
	County Jail	-	89	379	85	553
	Probation	-	309	582	171	1,062
	Community Control	-	3	42	44	89
	State Prison	-	5	121	1,044	1,170
	Other	-	4	2	6	12

Fiscal Year 2021-2022

Points by Judicial Circuit by Sanction Imposed on All Scoresheets Received

Judicial Circuit	Sanction Imposed	Data Unavailable	22.0 Points or Less	22.1 to 44.0 Points	More than 44.0 Points	Total
Circuit 11 - Miami	Missing	-	57	134	214	405
	County Jail	-	49	87	129	265
	Probation	-	106	204	218	528
	Community Control	-	-	6	66	72
	State Prison	-	11	31	295	337
	Other	-	1	6	14	21
Circuit 12 - Sarasota	Missing	-	33	44	49	126
	County Jail	-	181	622	198	1,001
	Probation	2	639	995	583	2,219
	Community Control	-	34	172	202	408
	State Prison	-	5	87	883	975
	Other	-	13	17	12	42
Circuit 13 - Tampa	Missing	-	690	1,190	1,960	3,840
	County Jail	-	109	187	251	547
	Probation	-	63	120	158	341
	Community Control	-	-	2	18	20
	State Prison	-	-	7	282	289
	Other	-	-	1	3	4
Circuit 14 - Panama City	Missing	-	22	65	65	152
	County Jail	-	58	159	102	319
	Probation	-	497	1,171	570	2,238
	Community Control	-	33	232	145	410
	State Prison	-	26	329	941	1,296
	Other	-	-	4	7	11
Circuit 15 - West Palm Beach	Missing	-	49	100	136	285
	County Jail	-	232	600	504	1,336
	Probation	-	215	426	281	922
	Community Control	-	10	56	68	134
	State Prison	-	4	79	974	1,057
	Other	-	1	1	1	3

Fiscal Year 2021-2022

Points by Judicial Circuit by Sanction Imposed on All Scoresheets Received

Judicial Circuit	Sanction Imposed	Data Unavailable	22.0 Points or Less	22.1 to 44.0 Points	More than 44.0 Points	Total
Circuit 16 - Key West	Missing	-	1	1	-	2
	County Jail	-	12	35	10	57
	Probation	-	81	150	129	360
	Community Control	-	1	5	7	13
	State Prison	-	1	27	115	143
	Other	-	-	1	2	3
Circuit 17 - Ft. Lauderdale	Missing	-	3	1	6	10
	County Jail	-	59	211	238	508
	Probation	-	1,417	1,775	1,043	4,235
	Community Control	-	9	55	273	337
	State Prison	-	5	54	1,001	1,060
	Other	-	1	-	3	4
Circuit 18 - Sanford	Missing	-	38	86	38	162
	County Jail	-	175	669	343	1,187
	Probation	-	574	1,143	547	2,264
	Community Control	-	38	200	333	571
	State Prison	-	5	77	789	871
	Other	-	3	9	12	24
Circuit 19 - Ft. Pierce	Missing	12	47	82	79	220
	County Jail	-	308	609	153	1,070
	Probation	1	425	526	220	1,172
	Community Control	-	19	52	48	119
	State Prison	-	23	254	936	1,213
	Other	-	-	-	1	1
Circuit 20 - Ft. Myers	Missing	-	55	121	135	311
	County Jail	2	279	678	196	1,155
	Probation	5	566	1,201	611	2,383
	Community Control	-	21	107	94	222
	State Prison	3	5	128	1,114	1,250
	Other	-	-	4	7	11
Missing	Missing	-	5	6	10	21
	County Jail	-	3	8	8	19
	Probation	-	5	18	8	31
	Community Control	-	1	1	1	3
	State Prison	-	-	2	13	15
	Other	-	-	-	-	-
Total		44	12,663	27,343	30,245	70,295

Sanctions by Judicial Circuit

(All Scoresheets Received for Offenders Sentenced between July 1, 2021 and June 30, 2022)

Judicial Circuit	Sanction on All Scoresheets Received*						Total***
	County Jail	Probation	Community Control	State Prison	Other Disposition**	Sanction Undetermined*	
1 (Pensacola)	770	1,063	158	790	5	158	2,944
2 (Tallahassee)	88	307	32	90	18	61	596
3 (Lake City)	91	1,066	310	762	2	90	2,321
4 (Jacksonville)	788	639	159	1,032	2	313	2,933
5 (Tavares)	25	52	1	17	-	-	95
6 (Clearwater)	2,136	1,820	99	1,368	2	56	5,481
7 (Daytona)	1,194	2,316	380	1,711	48	395	6,044
8 (Gainesville)	309	656	70	549	12	64	1,660
9 (Orlando)	808	706	144	356	48	2,641	4,703
10 (Bartow)	553	1,060	89	1,170	12	4	2,888
11 (Miami)	263	528	72	337	21	407	1,628
12 (Sarasota)	1,001	2,219	408	975	42	126	4,771
13 (Tampa)	547	341	20	289	4	3,840	5,041
14 (Panama City)	319	2,237	410	1,295	11	154	4,426
15 (West Palm Beach)	1,336	922	134	1,057	3	285	3,737
16 (Key West)	57	360	13	143	3	2	578
17 (Ft. Lauderdale)	513	4,233	336	1,058	4	10	6,154
18 (Sanford)	1,187	2,264	571	871	24	162	5,079
19 (Ft. Pierce)	1,070	1,172	119	1,212	1	221	3,795
20 (Ft. Myers)	1,155	2,382	222	1,248	11	314	5,332
Missing*	19	31	3	15	-	21	89
Statewide	14,229	26,374	3,750	16,345	273	9,324	70,295

Note: County jail includes time served and state prison includes life sentences.

* Total number of all scoresheets received by the Department, including those with offense dates between October 1, 1995 & May 24, 1997. Includes those with missing judicial circuit and sanction undetermined.

** "Other Disposition" includes fines, county and non-reporting probation, and termination of probation.

***Total represents all attested scoresheets received by the Department. This does not reflect a one to one match for each scoresheet with an admission event.

Sanctions by County

All Scoresheets Received for Offenders Sentenced
between July 1, 2021 and June 30, 2022

Judicial Circuit Number / County	Sanction on All Scoresheets Received*						Total
	County Jail	Probation	Community Control	State Prison	Other Disposition**	Sanction Undetermined	
1 Escambia	473	624	65	496	2	21	1,681
Okaloosa	6	12	5	39	1	130	193
Santa Rosa	232	314	80	173	2	5	806
Walton	59	113	8	82	-	2	264
2 Franklin	20	29	1	16	-	45	111
Gadsden	28	115	13	48	14	1	219
Jefferson	-	-	-	-	-	1	1
Leon	1	3	-	1	-	6	11
Liberty	14	68	13	14	4	-	113
Wakulla	25	92	5	11	-	8	141
3 Columbia	30	493	94	339	-	7	963
Dixie	9	97	27	61	-	2	196
Hamilton	11	66	37	60	-	5	179
Lafayette	-	27	4	13	-	42	86
Madison	3	58	6	41	-	8	116
Suwannee	15	163	83	157	1	3	422
Taylor	23	162	59	91	1	23	359
4 Clay	-	1	-	2	-	-	3
Duval	738	604	153	954	2	304	2,755
Nassau	50	34	6	76	-	9	175
5 Citrus	-	-	-	-	-	-	-
Hernando	-	-	-	-	-	-	-
Lake	-	-	-	-	-	-	-
Marion	1	6	-	1	-	-	8
Sumter	24	46	1	16	-	-	87

Sanctions by County

All Scoresheets Received for Offenders Sentenced
between July 1, 2021 and June 30, 2022

Judicial Circuit Number / County	Sanction on All Scoresheets Received*						Total
	County Jail	Probation	Community Control	State Prison	Other Disposition**	Sanction Undetermined	
6 Pasco	804	798	49	493	2	17	2,163
Pinellas	1,332	1,022	50	875	-	39	3,318
7 Flagler	19	83	8	22	-	16	148
Putnam	67	188	30	117	-	1	403
St. Johns	256	374	45	191	2	30	898
Volusia	852	1,671	297	1,381	46	348	4,595
8 Alachua	223	420	44	363	9	6	1,065
Baker	22	41	8	39	2	1	113
Bradford	13	77	4	63	-	1	158
Gilchrist	4	9	3	10	1	53	80
Levy	39	58	6	33	-	3	139
Union	8	51	5	41	-	-	105
9 Orange	620	443	63	224	3	2,014	3,367
Osceola	188	263	81	132	45	627	1,336
10 Hardee	28	41	3	31	-	1	104
Highlands	1	-	-	-	-	1	2
Polk	524	1,019	86	1,139	12	2	2,782
11 Miami-Dade	263	528	72	337	21	407	1,628
12 Desoto	53	169	28	137	1	33	421
Manatee	458	878	113	438	8	10	1,905
Sarasota	490	1,172	267	400	33	83	2,445
13 Hillsborough	547	341	20	289	4	3,840	5,041

Sanctions by County

All Scoresheets Received for Offenders Sentenced
between July 1, 2021 and June 30, 2022

Judicial Circuit Number / County	Sanction on All Scoresheets Received*						Total
	County Jail	Probation	Community Control	State Prison	Other Disposition**	Sanction Undetermined	
14 Bay	204	1,599	273	904	11	33	3,024
Calhoun	2	33	10	119	-	2	166
Gulf	4	46	10	25	-	10	95
Holmes	56	199	73	68	-	20	416
Jackson	12	179	10	113	-	73	387
Washington	41	181	34	66	-	16	338
15 Palm Beach	1,336	922	134	1,057	3	285	3,737
16 Monroe	57	360	13	143	3	2	578
17 Broward	513	4,233	336	1,058	4	10	6,154
18 Brevard	965	1,487	377	678	6	89	3,602
Seminole	222	777	194	193	18	73	1,477
19 Indian River	261	178	12	152	-	9	612
Martin	143	194	39	229	-	60	665
Okeechobee	173	189	5	160	-	8	535
St. Lucie	493	611	63	671	1	144	1,983
20 Charlotte	327	492	45	267	2	4	1,137
Collier	304	501	25	253	3	3	1,089
Glades	20	33	4	11	-	-	68
Hendry	1	176	10	27	-	-	214
Lee	503	1,180	138	690	6	307	2,824
Missing	19	31	3	15	-	21	89
Statewide	14,229	26,374	3,750	16,345	273	9,324	70,295

Note: County Jail includes time served and State Prison includes life sentences.

* Total number of all scoresheets received by the Department, including those with offense dates between October 1, 1995 and May 24, 1997.

** Other Disposition includes fines, county and non-reporting probation, and termination of probation.

Fiscal Year 2021-2022

Offense Type Based on Best Match to Statute or Primary Offense Code on Scoresheet using Offense Categories Specific to the Department of Corrections

Offense Type	Attempted VS Completed Qualifier	Sanction Imposed						Sanction Undetermined	Total
		County Jail	Probation	Community Control	State Prison	Other Disposition*			
01-CAPITAL MURDER	Attempt	-	3	1	27	-	5	36	
	Complete	-	2	2	48	-	6	58	
02-2ND DEGREE MURDER	Attempt	-	2	4	35	-	6	47	
	Complete	1	6	1	163	-	26	197	
03-3RD DEGREE MURDER	Attempt	-	-	-	-	-	-	-	
	Complete	-	-	1	7	-	3	11	
04-HOMICIDE, OTHER	Attempt	-	-	-	-	-	-	-	
	Complete	-	2	-	5	-	-	7	
05-MANSLAUGHTER	Attempt	-	-	-	3	-	1	4	
	Complete	2	21	9	98	1	9	140	
06-DUI MANSLAUGHTER	Attempt	-	-	-	-	-	-	-	
	Complete	1	2	2	63	-	14	82	
07-CAPITAL SEXUAL BATTERY	Attempt	-	-	-	1	-	-	1	
	Complete	-	-	-	-	-	-	-	
08-LIFE SEXUAL BATTERY	Attempt	-	4	-	28	-	16	48	
	Complete	1	4	2	56	-	15	78	
09-1ST DEGREE SEXUAL BATTERY	Attempt	-	-	-	4	-	-	4	
	Complete	5	14	4	141	1	33	198	
10-2ND DEGREE SEXUAL BATTERY	Attempt	-	-	1	2	-	1	4	
	Complete	4	40	12	128	1	51	236	
11-SEXUAL ASSAULT, OTHER	Attempt	-	-	-	-	-	-	-	
	Complete	-	4	2	1	-	2	9	
12-LEWD/LASCIVIOUS BEHAVIOR	Attempt	1	2	1	16	-	5	25	
	Complete	16	178	27	424	5	114	764	
13-ROBBERY WITH WEAPON	Attempt	-	4	5	25	1	10	45	
	Complete	14	50	49	286	2	59	460	
14-ROBBERY WITHOUT WEAPON	Attempt	5	11	5	23	-	4	48	
	Complete	65	170	42	205	2	83	567	
15-HOME INVASION, ROBBERY	Attempt	-	-	-	1	-	-	1	
	Complete	1	5	2	30	2	3	43	

Fiscal Year 2021-2022

Offense Type Based on Best Match to Statute or Primary Offense Code on Scoresheet using Offense Categories Specific to the Department of Corrections

Offense Type	Attempted VS Completed Qualifier	Sanction Imposed						Sanction Undetermined	Total
		County Jail	Probation	Community Control	State Prison	Other Disposition*			
17-CARJACKING	Attempt	-	3	-	4	-	-	7	
	Complete	2	9	12	60	-	16	99	
18-AGGRAVATED ASSAULT	Attempt	1	1	1	4	-	1	8	
	Complete	153	700	100	368	1	215	1,537	
19-AGGRAVATED BATTERY	Attempt	1	6	-	9	-	-	16	
	Complete	84	315	91	451	1	165	1,107	
20-ASSAULT/BATTERY ON L.E.O.	Attempt	-	-	-	1	-	1	2	
	Complete	231	452	32	212	2	109	1,038	
21-ASSAULT/BATTERY, OTHER	Attempt	-	-	1	2	-	-	3	
	Complete	202	475	52	288	6	115	1,138	
22-AGGRAVATED STALKING	Attempt	-	1	1	-	-	-	2	
	Complete	15	86	19	60	3	32	215	
23-RESISTING ARREST WITH VIOLENCE	Attempt	-	1	-	-	-	-	1	
	Complete	228	539	68	226	3	123	1,187	
24-KIDNAPPING	Attempt	1	3	-	6	-	-	10	
	Complete	32	105	16	127	-	57	337	
25-ARSON	Attempt	-	3	-	6	-	2	11	
	Complete	11	41	4	55	-	19	130	
26-ABUSE OF CHILDREN	Attempt	-	1	1	2	-	-	4	
	Complete	71	565	73	287	2	133	1,131	
27-VIOLENT, OTHER	Attempt	-	5	-	6	-	1	12	
	Complete	370	828	107	403	8	267	1,983	
28-BURGLARY, STRUCTURE	Attempt	20	17	2	6	-	4	49	
	Complete	449	1,019	126	564	6	278	2,442	
29-BURGLARY, DWELLING	Attempt	6	37	5	31	-	7	86	
	Complete	67	375	99	581	4	158	1,284	
30-BURGLARY, ARMED	Attempt	-	1	1	3	-	-	5	
	Complete	8	54	20	116	1	21	220	
31-BURGLARY WITH ASSAULT	Attempt	-	-	-	-	-	-	-	
	Complete	14	50	24	128	4	72	292	

Fiscal Year 2021-2022

Offense Type Based on Best Match to Statute or Primary Offense Code on Scoresheet using Offense Categories Specific to the Department of Corrections

Offense Type	Attempted VS Completed Qualifier	Sanction Imposed						Sanction Undetermined	Total
		County Jail	Probation	Community Control	State Prison	Other Disposition*			
32-BURGLARY/TRESPASS, OTHER	Attempt	1	-	1	1	-	-	3	
	Complete	107	239	19	69	-	56	490	
33-GRAND THEFT, OTHER	Attempt	1	-	-	1	-	-	2	
	Complete	440	1,292	110	299	5	259	2,405	
34-GRAND THEFT, AUTOMOBILE	Attempt	-	1	-	-	-	-	1	
	Complete	326	582	57	297	8	191	1,461	
35-STOLEN PROPERTY	Attempt	-	1	1	-	-	-	2	
	Complete	239	504	89	392	4	208	1,436	
36-FORGERY/COUNTERFEITING	Attempt	-	1	-	-	-	-	1	
	Complete	178	491	58	149	2	79	957	
37-WORTHLESS CHECKS	Attempt	-	-	-	-	-	-	-	
	Complete	3	11	1	1	-	2	18	
38-FRAUDULENT PRACTICES	Attempt	-	1	-	-	-	1	2	
	Complete	211	664	56	145	2	134	1,212	
39-OTHER THEFT/PROPERTY DAMAGE	Attempt	1	-	-	-	-	-	1	
	Complete	551	427	56	159	4	259	1,456	
40-DRUGS, MANUFACTURE/SALE/PURCHASE	Attempt	11	16	7	11	-	3	48	
	Complete	543	1,191	256	1,087	13	288	3,378	
41-DRUGS, TRAFFICKING	Attempt	-	5	4	21	-	2	32	
	Complete	19	86	52	681	3	172	1,013	
42-DRUGS, POSSESSION/OTHER	Attempt	34	6	-	2	1	5	48	
	Complete	4,806	6,529	615	1,415	43	1,499	14,907	
43-WEAPONS, DISCHARGING	Attempt	-	1	-	1	-	-	2	
	Complete	17	106	34	87	1	38	283	
44-WEAPONS, POSSESSION	Attempt	-	3	1	2	-	-	6	
	Complete	340	1,394	180	849	11	493	3,267	
45-WEAPONS, OTHER	Attempt	-	-	-	-	-	-	-	
	Complete	-	1	-	-	-	1	2	

Fiscal Year 2021-2022

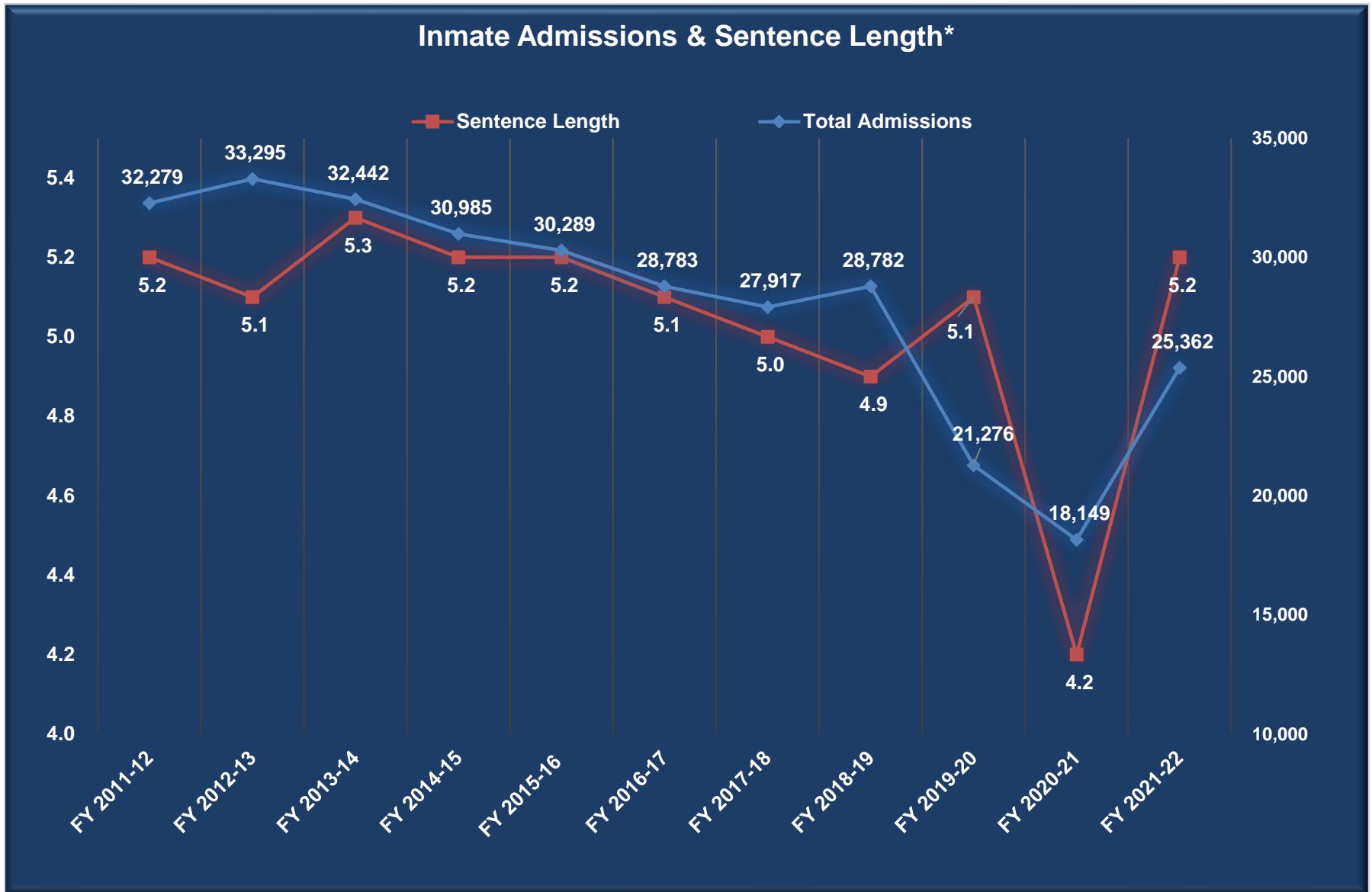
Offense Type Based on Best Match to Statute or Primary Offense Code on Scoresheet using Offense Categories Specific to the Department of Corrections

Offense Type	Attempted VS Completed Qualifier	Sanction Imposed						Sanction Undetermined	Total
		County Jail	Probation	Community Control	State Prison	Other Disposition*			
46-ESCAPE	Attempt	7	6	3	2	-	6	24	
	Complete	372	686	100	440	7	177	1,782	
47-LEAVE ACCIDENT WITH INJURY/DEATH	Attempt	-	-	-	-	-	-	-	
	Complete	26	165	39	106	-	39	375	
48-DUI, NO INJURY	Attempt	-	-	-	-	-	-	-	
	Complete	48	240	37	94	1	45	465	
49-DUI, INJURY	Attempt	-	-	-	-	-	-	-	
	Complete	1	17	12	38	-	7	75	
50-TRAFFIC, OTHER	Attempt	-	-	-	-	-	-	-	
	Complete	463	516	54	95	2	68	1,198	
51-RACKETEERING	Attempt	-	-	-	-	-	1	1	
	Complete	1	9	3	18	-	9	40	
52-POLLUTION/HAZARDOUS MATERIALS	Attempt	-	-	-	-	-	-	-	
	Complete	2	10	-	-	-	-	12	
53-CRIMINAL JUSTICE SYSTEM	Attempt	5	13	2	3	-	3	26	
	Complete	203	330	104	427	2	154	1,220	
54-OTHER	Attempt	2	2	1	-	-	1	6	
	Complete	43	163	21	40	1	48	316	
DATA UNAVAILABLE	Attempt	31	18	6	72	1	40	168	
	Complete	3,115	4,431	744	3,515	106	2,774	14,685	
TOTAL		14,229	26,374	3,750	16,345	273	9,324	70,295	

* "Other Disposition" includes fines, county and non-reporting probation, and termination of probation.

PART III
TRENDS
IN
INMATE ADMISSIONS

Fiscal Year 2021-2022 Trends in Inmate Admissions



* Sentence lengths of 50 years or longer, life, and death are coded as 50 years for calculations of averages and medians.

Trends in Inmate Admissions

Top Ten Offenses of those Admitted to Prison in FY 2021-2022

Offense	Inmates Admitted in FY 2021-22	Percent of Total Admissions	Mean Sentence Length in Years
Felon w/Gun/Concealed Weapon/Ammo	2,013	7.9%	3.1
Burglary Unoccupied Structure/Conveyance	1,035	4.1%	2.6
Possession Methamphetamine	944	3.7%	1.8
Cocaine-Sale/Manufacture/Deliv.	760	3.0%	2.7
Traffic in Stolen Property	672	2.7%	2.9
Burglary Unoccupied Dwelling	628	2.5%	3.8
Robbery Gun or Deadly Weapon	621	2.4%	31.2
Flee LEO/No Regard	553	2.2%	3.1
Aggravated Battery with Deadly Weapon	532	2.1%	5.6
Possession - Controlled Substance/Other	513	2%	1.8

Offenses of Inmates Admitted to Prison Ten (10) Years Ago

Offense	Inmates Admitted in FY 2012-13	Percent of Total Admissions	Mean Sentence Length in Years
Burglary Dwelling/Occupied Structure/Conveyance	2,959	8.7%	5.0
Traffic in Stolen Property	1,794	5.6%	2.8
Cocaine-Sale/Manufacture/Deliver	1,733	5.1%	2.8
Burglary Unoccupied Structure/Conveyance	1,601	4.9%	2.4
Felon w/Gun/Concealed Weapon/Ammo	1,206	3.7%	3.4
Grand Theft, 300 L/5,000	1,072	3.3%	2.0
Robbery Gun or Deadly Weapon	1,071	3.2%	51.5
Cocaine - Possession	1,012	3.1%	2.0
Robbery No Gun/Deadly Weapon	806	2.5%	5.9
Traffic in Illegal Drugs 4-U/14 Grams	685	2.3%	4.3

Fiscal Year 2021-2022

Sentence Length of Inmates Admitted	Total	Percent
Six Months or Less	1	0.0%
Greater Than Six Months to 1 Year	3	0.0%
Greater Than 1 to 2 Years	10,430	41.1%
Greater Than 2 to 3 Years	4,855	19.1%
Greater Than 3 to 5 Years	4,485	17.7%
Greater Than 5 to 10 Years	3,144	12.4%
Greater Than 10 to 20 Years	1,443	5.7%
Greater Than 20 Years	992	3.9%
Data Unavailable	9	
Total	25,362	

* Sentence lengths of 50 years or longer, life, and death are coded as 50 years for calculations of averages and medians.

Demographics

Race/Ethnicity	Admitted	Percent
Black Male	10,022	39.5%
Black Female	661	2.6%
Hispanic Male	2,607	10.3%
Hispanic Female	183	0.7%
White Male	9,897	39.0%
White Female	1,893	7.5%
Other Male	91	0.4%
Other Female	8	0.0%

Age at Admission	Admitted	Percent
17 & Under	77	0.3%
18-24	3,223	12.7%
25-34	8,486	33.5%
35-49	9,528	37.6%
50-59	2,904	11.5%
60+	1,144	4.5%

Fiscal Year 2021-2022

Characteristics of Prison Admissions by Offense Type for FY 2021-22				
Type of Offense	Number	Percent	Average Sentence Length in Years*	Average Age at Admission
Murder, Manslaughter	1,103	4.4%	22.1	34.5
Sexual Offenses	1,802	7.1%	12.7	40.4
Robbery	1,306	5.2%	7.3	31.0
Violent Personal Offenses	4,377	17.3%	4.2	36.5
Burglary	3,250	12.8%	4.5	35.3
Theft/Forgery/Fraud	2,706	10.7%	2.5	39.3
Drug Offenses	5,918	23.3%	3.3	38.7
Weapons	2,299	9.1%	3.2	33.2
Other	2,595	10.2%	3.0	40.1
Data Unavailable	6			
Total	25,362			

* Sentence Lengths of 50 years or longer are coded as 50 years for calculation of averages.

Admissions to Prison (New Sentence)	
New Court Commitments	24,824
Returns from Court	443
Conditional Release Violations	78
Interstate Compact	4
Escapee Returns	7
Parole Violations	1
Conditional Medical Release Violations	1
Control Release Violations	-
Program Supervision Violations	4
Admissions	25,362

**Inmate Prison Admissions by Circuit of Commitment
July 1, 2021 through June 30, 2022**

Judicial Circuit	Number of Inmates Admitted to Prison	Percent	Rank FY 2021-22	Rank FY 2020-21	Rank FY 2019-20
1 (Pensacola)	1,456	5.8%	5	5	7
2 (Tallahassee)	745	3.0%	19	19	18
3 (Lake City)	819	3.3%	18	18	19
4 (Jacksonville)	2,131	8.5%	1	2	5
5 (Tavares)	1,918	7.6%	3	4	2
6 (Clearwater)	1,634	6.5%	4	3	1
7 (Daytona)	2,130	8.5%	2	1	4
8 (Gainesville)	1,118	4.5%	13	9	15
9 (Orlando)	877	3.5%	17	11	9
10 (Bartow)	1,444	5.8%	6	8	3
11 (Miami)	1,267	5.1%	10	15	10
12 (Sarasota)	959	3.8%	15	16	17
13 (Tampa)	1,389	5.5%	7	13	6
14 (Panama City)	1,345	5.4%	8	10	8
15 (West Palm Beach)	1,088	4.3%	14	14	16
16 (Key West)	192	0.8%	20	20	20
17 (Ft. Lauderdale)	1,158	4.6%	12	17	13
18 (Sanford)	913	3.6%	16	6	11
19 (Ft. Pierce)	1,201	4.8%	11	7	14
20 (Ft. Myers)	1,305	5.2%	9	12	12
Interstate	5				
Data Unavailable	268				
Total	25,362				

**Inmate Prison Admissions by Circuit of Commitment
July 1, 2021 through June 30, 2022**

Judicial Circuit	Murder, Manslaughter	Sexual Offenses	Robbery	Violent Personal Offenses	Burglary	Property Theft, Forgery, Fraud	Drug Offenses	Weapons	Other	Data Unavailable	Total
1 (Pensacola)	46	103	34	239	145	164	403	134	188	-	1,456
2 (Tallahassee)	33	58	36	153	106	70	147	72	70	-	745
3 (Lake City)	18	24	21	125	71	113	271	68	108	-	819
4 (Jacksonville)	126	155	125	301	235	128	558	324	179	-	2,131
5 (Tavares)	64	137	70	333	220	242	425	152	275	-	1,918
6 (Clearwater)	51	121	62	308	195	155	465	120	157	-	1,634
7 (Daytona)	65	120	71	423	293	274	492	146	246	-	2,130
8 (Gainesville)	50	60	44	192	123	161	262	104	122	-	1,118
9 (Orlando)	76	122	67	180	112	64	89	96	71	-	877
10 (Bartow)	48	109	42	267	202	192	313	107	164	-	1,444
11 (Miami)	132	73	144	240	249	98	168	85	78	-	1,267
12 (Sarasota)	32	76	43	150	107	93	332	66	60	-	959
13 (Tampa)	87	137	114	230	208	93	225	184	111	-	1,389
14 (Panama City)	24	99	27	245	145	164	405	91	145	-	1,345
15 (West Palm Beach)	57	82	103	146	161	94	192	160	93	-	1,088
16 (Key West)	1	9	6	32	24	28	57	9	26	-	192
17 (Ft. Lauderdale)	93	63	138	220	208	139	152	65	80	-	1,158
18 (Sanford)	22	47	38	143	118	113	221	99	112	-	913
19 (Ft. Pierce)	29	55	43	201	132	158	355	83	145	-	1,201
20 (Ft. Myers)	45	138	54	218	150	130	324	113	133	-	1,305
Data Unavailable	4	14	24	31	46	35	62	21	30	6	273
Total	1,103	1,802	1,306	4,377	3,250	2,708	5,918	2,299	2,593	6	25,362

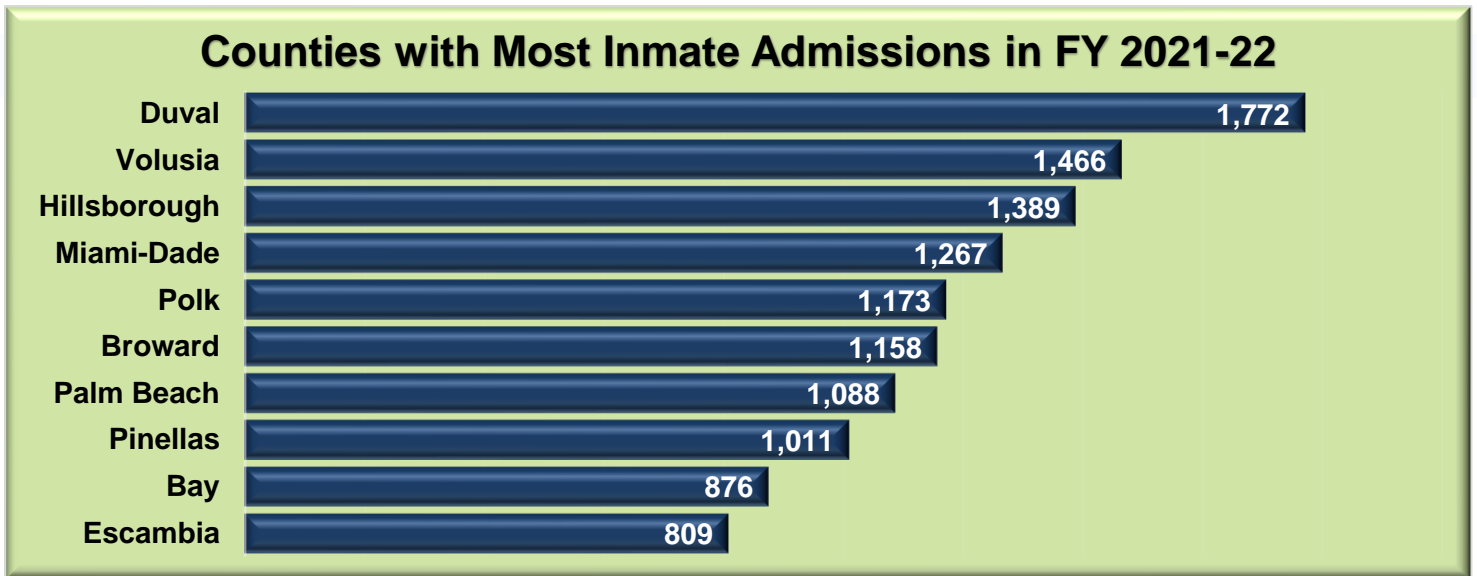
Inmate Prison Admissions by County of Commitment

July 1, 2021 through June 30, 2022

This table represents the 67 counties in Florida and the number of inmates admitted into prison who were sentenced from each county or other states.

County	Number of Inmates Admitted to Prison	Percent	Rank	County	Number of Inmates Admitted to Prison	Percent	Rank
Alachua	677	2.70%	13	Lee	737	2.94%	12
Baker	89	0.35%	48	Leon	559	2.23%	18
Bay	876	3.49%	9	Levy	80	0.32%	51
Bradford	199	0.79%	36	Liberty	18	0.07%	67
Brevard	594	2.37%	17	Madison	72	0.29%	54
Broward	1,158	4.62%	6	Manatee	463	1.85%	19
Calhoun	70	0.28%	55	Marion	790	3.15%	11
Charlotte	179	0.71%	39	Martin	212	0.84%	33
Citrus	329	1.31%	24	Monroe	192	0.77%	37
Clay	237	0.94%	29	Nassau	122	0.49%	46
Collier	262	1.04%	27	Okaloosa	244	0.97%	28
Columbia	336	1.34%	21	Okeechobee	146	0.58%	44
Miami-Dade	1,267	5.05%	4	Orange	664	2.65%	14
Desoto	146	0.58%	42	Osceola	213	0.85%	32
Dixie	69	0.28%	56	Palm Beach	1,088	4.34%	7
Duval	1,772	7.06%	1	Pasco	623	2.48%	16
Escambia	809	3.22%	10	Pinellas	1,011	4.03%	8
Flagler	146	0.58%	43	Polk	1,173	4.68%	5
Franklin	21	0.08%	66	Putnam	308	1.23%	26
Gadsden	64	0.26%	58	St. Johns	223	0.89%	30
Gilchrist	30	0.12%	62	St. Lucie	350	1.40%	20
Glades	24	0.10%	64	Santa Rosa	319	1.27%	25
Gulf	66	0.26%	57	Sarasota	210	0.84%	34
Hamilton	72	0.29%	53	Seminole	640	2.55%	15
Hardee	50	0.20%	60	Sumter	132	0.53%	45
Hendry	103	0.41%	47	Suwannee	160	0.64%	41
Hernando	332	1.32%	23	Taylor	88	0.35%	49
Highlands	221	0.88%	31	Union	43	0.17%	61
Hillsborough	1,389	5.54%	3	Volusia	1,466	5.84%	2
Holmes	87	0.35%	50	Wakulla	53	0.21%	59
Indian River	203	0.81%	35	Walton	180	0.72%	38
Jackson	173	0.69%	40	Washington	73	0.29%	52
Jefferson	30	0.12%	63	Interstate	5		
Lafayette	22	0.09%	65	Data Unavailable	268		
Lake	335	1.34%	22	Total	25,362		

Inmate Prison Admissions



Felony cases are processed through judicial circuits. A circuit can consist of one large county (Circuit 11: Miami-Dade) or several smaller counties (Circuit 3: Columbia, Dixie, Hamilton, Lafayette, Madison, Suwannee, and Taylor counties). The county that an inmate is admitted from is generally the county in which the inmate committed his or her crime. Inmates are not necessarily incarcerated in or near the county where they committed their crime.

The top ten counties of admission, as shown above, provide approximately **47.4%** of all prison admissions statewide. Accordingly, these were among the most populated counties in the state.

Inmate Admissions by Judicial Circuit FY 2021-22

Judicial Circuit	Admits	Percent	Rank FY21-22	Rank FY20-21	Rank FY19-20	Counties in Circuit
1	1,456	5.8%	5	5	7	Escambia, Okaloosa, Santa Rosa, Walton
2	745	3.0%	19	19	18	Franklin, Gadsden, Jefferson, Leon, Liberty, Wakulla
3	819	3.3%	18	18	19	Columbia, Dixie, Hamilton, Lafayette, Madison, Suwannee, Taylor
4	2,131	8.5%	1	2	5	Clay, Duval, Nassau
5	1,918	7.6%	3	4	2	Citrus, Hernando, Lake, Marion, Sumter
6	1,634	6.5%	4	3	1	Pasco, Pinellas
7	2,130	8.5%	2	1	4	Flagler, Putnam, St. Johns, Volusia
8	1,118	4.5%	13	9	15	Alachua, Baker, Bradford, Gilchrist, Levy, Union
9	877	3.5%	17	11	9	Orange, Osceola
10	1,444	5.8%	6	8	3	Hardee, Highlands, Polk
11	1,267	5.1%	10	15	10	Miami-Dade
12	959	3.8%	15	16	17	Desoto, Manatee, Sarasota
13	1,389	5.5%	7	13	6	Hillsborough
14	1,345	5.4%	8	10	8	Bay, Calhoun, Gulf, Holmes, Jackson, Washington
15	1,088	4.3%	14	14	16	Palm Beach
16	192	0.8%	20	20	20	Monroe
17	1,158	4.6%	12	17	13	Broward
18	913	3.6%	16	6	11	Brevard, Seminole
19	1,201	4.8%	11	7	14	Indian River, Martin, Okeechobee, St. Lucie
20	1,305	5.2%	9	12	12	Charlotte, Collier, Glades, Hendry, Lee

5 Interstate

268 Data Unavailable

25,362 Total Admissions

Fiscal Year 2021-2022

Inmate Prison Admissions by Circuit by County

Judicial Circuit	County of Serious Offense	Murder, Manslaughter	Sexual Offenses	Robbery	Violent Personal Offenses	Burglary	Property Theft, Forgery, Fraud	Drug Offenses	Weapons	Other	Data Unavailable	Total
1	Escambia	30	42	23	128	82	97	214	85	108	-	809
	Okaloosa	9	23	6	42	16	25	67	21	35	-	244
	Santa Rosa	4	21	3	40	26	21	67	11	30	-	223
	Walton	3	17	2	29	21	21	55	17	15	-	180
2	Franklin	-	1	-	2	3	3	9	1	2	-	21
	Gadsden	8	8	3	15	9	4	8	5	4	-	64
	Jefferson	-	1	-	5	6	-	13	3	2	-	30
	Leon	24	45	33	121	77	59	88	58	54	-	559
	Liberty	-	-	-	1	-	2	10	1	4	-	18
	Wakulla	1	3	-	9	11	2	19	4	4	-	53
3	Columbia	7	9	9	46	34	46	111	26	48	-	336
	Dixie	1	1	-	12	5	6	29	5	10	-	69
	Hamilton	1	1	-	12	5	7	21	13	12	-	72
	Lafayette	1	1	-	3	3	5	8	1	-	-	22
	Madison	2	1	3	12	7	12	18	6	11	-	72
	Suwannee	4	9	5	27	8	27	52	13	15	-	160
	Taylor	2	2	4	13	9	10	32	4	12	-	88
4	Clay	5	32	10	40	30	15	70	23	12	-	237
	Duval	112	119	108	241	190	108	446	289	159	-	1,772
	Nassau	9	4	7	20	15	5	42	12	8	-	122
5	Citrus	12	21	5	61	30	29	122	22	27	-	329
	Hernando	6	26	13	50	45	57	78	19	38	-	332
	Lake	19	32	12	67	42	30	50	27	56	-	335
	Marion	22	51	35	131	89	115	138	75	134	-	790
	Sumter	5	7	5	24	14	11	37	9	20	-	132

Fiscal Year 2021-2022

Inmate Prison Admissions by Circuit by County

Judicial Circuit	County of Serious Offense	Murder, Manslaughter	Sexual Offenses	Robbery	Violent Personal Offenses	Burglary	Property Theft, Forgery, Fraud	Drug Offenses	Weapons	Other	Data Unavailable	Total
6	Pasco	18	46	21	141	90	59	122	52	74	-	623
	Pinellas	33	75	41	167	105	96	343	68	83	-	1,011
7	Flagler	7	11	4	30	9	17	37	9	22	-	146
	Putnam	8	12	9	67	49	52	72	19	20	-	308
	St. Johns	7	16	4	29	25	20	77	12	20	-	210
	Volusia	43	81	54	297	210	185	306	106	184	-	1,466
8	Alachua	35	37	40	120	82	101	118	83	61	-	677
	Baker	1	4	1	16	4	12	35	6	10	-	89
	Bradford	7	11	-	27	19	33	76	4	22	-	199
	Gilchrist	1	1	1	2	6	1	9	3	6	-	30
	Levy	4	3	1	19	5	8	15	6	19	-	80
	Union	2	4	1	8	7	6	9	2	4	-	43
9	Orange	62	87	53	144	84	40	56	80	58	-	664
	Osceola	14	35	14	36	28	24	33	16	13	-	213
10	Hardee	1	5	1	9	7	3	16	4	4	-	50
	Highlands	8	18	7	31	30	26	41	16	44	-	221
	Polk	39	86	34	227	165	163	256	87	116	-	1,173
11	Miami-Dade	132	73	144	240	249	98	168	85	78	-	1,267
12	Desoto	2	15	2	26	11	12	54	13	11	-	146
	Manatee	16	30	26	70	53	47	146	40	35	-	463
	Sarasota	14	31	15	54	43	34	132	13	14	-	350
13	Hillsborough	87	137	114	230	208	93	225	184	111	-	1,389
14	Bay	12	78	20	155	97	123	240	61	90	-	876
	Calhoun	1	2	-	16	8	9	27	3	4	-	70
	Gulf	-	4	-	14	4	5	28	4	7	-	66
	Holmes	3	8	-	16	10	7	27	4	12	-	87
	Jackson	6	4	7	29	23	13	51	14	26	-	173
	Washington	2	3	-	15	3	7	32	5	6	-	73

Fiscal Year 2021-2022

Inmate Prison Admissions by Circuit by County

Judicial Circuit	County of Serious Offense	Murder, Manslaughter	Sexual Offenses	Robbery	Violent Personal Offenses	Burglary	Property Theft, Forgery, Fraud	Drug Offenses	Weapons	Other	Data Unavailable	Total
15	Palm Beach	57	82	103	146	161	94	192	160	93	-	1,088
16	Monroe	1	9	6	32	24	28	57	9	26	-	192
17	Broward	93	63	138	220	208	139	152	65	80	-	1,158
18	Brevard	13	20	24	99	68	79	144	64	83	-	594
	Seminole	9	27	14	44	50	34	77	35	29	-	319
19	Indian River	5	11	9	33	20	27	56	15	27	-	203
	Martin	4	16	7	24	23	29	74	8	27	-	212
	Okeechobee	4	3	3	15	14	16	70	6	15	-	146
	St. Lucie	16	25	24	129	75	86	155	54	76	-	640
20	Charlotte	1	14	3	35	16	23	64	10	13	-	179
	Collier	3	36	13	50	26	30	48	16	40	-	262
	Glades	1	2	1	3	5	4	4	-	4	-	24
	Hendry	2	5	2	17	15	3	26	19	14	-	103
	Lee	38	81	35	113	88	70	182	68	62	-	737
	Data Unavailable	4	14	24	31	46	35	62	21	30	6	273
Total		1,103	1,802	1,306	4,377	3,250	2,708	5,918	2,299	2,593	6	25,362

Inmate Prison Admissions

46.9% of admissions during FY 2021-22 were new to Florida prisons

Inmate Admissions with Prior Commitments* to the Florida Department of Corrections FY 21-22									
Prior Commitments	White Males	White Females	Black Males	Black Females	Hispanic Males	Hispanic Females	Other Males	Other Females	Total
None	4,773	1,185	3,841	408	1,482	140	52	6	11,887
1	2,187	410	2,392	133	556	31	22	1	5,732
2	1,294	190	1,532	60	296	9	13	1	3,395
3	749	62	907	26	134	1	1	-	1,880
4+	891	45	1,350	33	138	2	3	-	2,462
Unavailable	3	1	-	1	1	-	-	-	6
Total	9,897	1,893	10,022	661	2,607	183	91	8	25,362

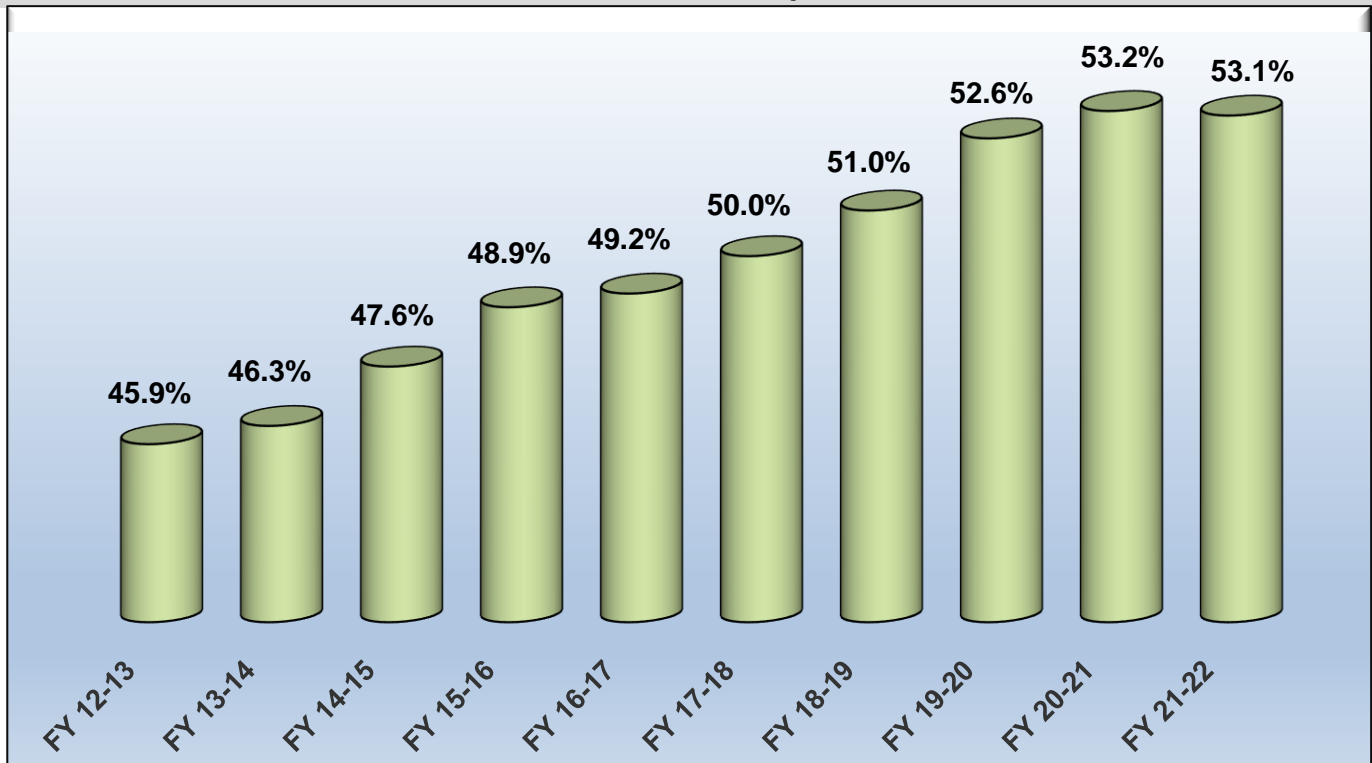
***Prior commitments** refers to any previous occasion an inmate served time in the Florida prison system. Supervision, such as probation, is not included, nor does it include inmates who may have been in Florida county jails, other state systems or Federal prison system.

Approximately 53% of the inmates who were admitted to the Florida prison system in FY 2021-22, had prior commitments in a Florida state prison.

During FY 2021-22, **22.6%** of the inmates who were admitted to the Florida prison system only had one prior commitment in Florida. Approximately, **13.4%** had two prior commitments, **7.4%** had three, and **9.7%** of admissions returned to the Florida prison system with four or more prior commitments.

In FY 2021-22, 63.4% of female offenders had no previous Florida prison commitments, and roughly 45% of male offenders had no previous Florida state prison commitments.

Admissions with Prior Commitments Compared Over Past Fiscal Years



APPENDICES

APPENDIX A

RULE 3.992

CRIMINAL PUNISHMENT CODE SCORESHEET

Rule 3.992(a) Criminal Punishment Code Scoresheet

The Criminal Punishment Code Scoresheet Preparation Manual is available at: http://www.dc.state.fl.us/pub/sen_cpcm/index.html

1. DATE OF SENTENCE	2. PREPARER'S NAME	3. COUNTY	4. SENTENCING JUDGE	
5. NAME (LAST, FIRST, M.I.)	6. DOB	8. RACE <input type="checkbox"/> B <input type="checkbox"/> W <input type="checkbox"/> OTHER	10. PRIMARY OFF. DATE	12. PLEA <input type="checkbox"/>
	7. DC #	9. GENDER <input type="checkbox"/> M <input type="checkbox"/> F	11. PRIMARY DOCKET #	TRIAL <input type="checkbox"/>

I. PRIMARY OFFENSE: If Qualifier, please check A S C R (A=Attempt, S=Solicitation, C=Conspiracy, R=Reclassification)

FELONY DEGREE	F.S.#	DESCRIPTION	OFFENSE LEVEL	POINTS
---------------	-------	-------------	---------------	--------

_____/_____/_____ / _____/

(Level - Points: 1=4, 2=10, 3=16, 4=22, 5=28, 6=36, 7=56, 8=74, 9=92, 10=116)

Prior capital felony triples Primary Offense points

I. _____

II. ADDITIONAL OFFENSE(S): Supplemental page attached

DOCKET#	FEL/MM DEGREE	F.S.#	OFFENSE LEVEL	QUALIFY A S C R	COUNTS	POINTS	TOTAL
---------	---------------	-------	---------------	-----------------	--------	--------	-------

_____/_____/_____/_____/ _____ x _____ = _____

DESCRIPTION _____

_____/_____/_____/_____/ _____ X _____ = _____

DESCRIPTION _____

_____/_____/_____/_____/ _____ X _____ = _____

DESCRIPTION _____

_____/_____/_____/_____/ _____ x _____ = _____

DESCRIPTION _____

(Level - Points: M=0.2, 1=0.7, 2=1.2, 3=2.4, 4=3.6, 5=5.4, 6=18, 7=28, 8=37, 9=46, 10=58)

Prior capital felony triples Additional Offense points

Supplemental page points _____

II. _____

III. VICTIM INJURY:

	Number	=	Total		Number	=	Total
2nd Degree Murder	240 x	_____	_____	Slight	4 x	_____	_____
Death	120 x	_____	_____	Sex Penetration	80 x	_____	_____
Severe	40 x	_____	_____	Sex Contact	40 x	_____	_____
Moderate	18 x	_____	_____				

III. _____

IV. **PRIOR RECORD:** Supplemental page attached

FEL/MM DEGREE	F.S.#	OFFENSE LEVEL	QUALIFY: A S C R	DESCRIPTION	NUMBER	POINTS	TOTAL
_____	_____/____	_____	<input type="checkbox"/> <input type="checkbox"/> <input type="checkbox"/> <input type="checkbox"/>	_____	_____	X _____ = _____	
_____	_____/____	_____	<input type="checkbox"/> <input type="checkbox"/> <input type="checkbox"/> <input type="checkbox"/>	_____	_____	X _____ = _____	
_____	_____/____	_____	<input type="checkbox"/> <input type="checkbox"/> <input type="checkbox"/> <input type="checkbox"/>	_____	_____	X _____ = _____	
_____	_____/____	_____	<input type="checkbox"/> <input type="checkbox"/> <input type="checkbox"/> <input type="checkbox"/>	_____	_____	X _____ = _____	
_____	_____/____	_____	<input type="checkbox"/> <input type="checkbox"/> <input type="checkbox"/> <input type="checkbox"/>	_____	_____	X _____ = _____	
_____	_____/____	_____	<input type="checkbox"/> <input type="checkbox"/> <input type="checkbox"/> <input type="checkbox"/>	_____	_____	X _____ = _____	
_____	_____/____	_____	<input type="checkbox"/> <input type="checkbox"/> <input type="checkbox"/> <input type="checkbox"/>	_____	_____	X _____ = _____	
_____	_____/____	_____	<input type="checkbox"/> <input type="checkbox"/> <input type="checkbox"/> <input type="checkbox"/>	_____	_____	X _____ = _____	
_____	_____/____	_____	<input type="checkbox"/> <input type="checkbox"/> <input type="checkbox"/> <input type="checkbox"/>	_____	_____	X _____ = _____	

(Level = Points: M=0.2, 1=0.5, 2=0.8, 3=1.6, 4=2.4, 5=3.6, 6=9, 7=14, 8=19, 9=23, 10=29)

Supplemental page points _____

IV. _____

Page 1 Subtotal: _____

Effective Date: For offenses committed under the Criminal Punishment Code effective for offenses committed on or after October 1, 1998 and subsequent revisions.

NAME (LAST, FIRST, MI)	DOCKET #
-------------------------------	-----------------

Page 1 Subtotal: _____

V. Legal Status violation = 4 Points

- Escape Fleeing Failure to appear Supersedeas bond Incarceration Pretrial intervention or diversion program
 Court imposed or post prison release community supervision resulting in a conviction

V. _____

VI. Community Sanction violation before the court for sentencing

- Probation Community Control Pretrial Intervention or diversion
- 6 points for any violation other than new felony conviction x _____ each successive violation OR
 - New felony conviction = 12 points x _____ each successive violation if new offense results in conviction before or at same time as sentence for violation of probation OR
 - 12 points x _____ each successive violation for a violent felony offender of special concern when the violation is not based solely on failure to pay costs, fines, or restitution OR
 - New felony conviction = 24 points x _____ each successive violation for a violent felony offender of special concern if new offense results in a conviction before or at the same time for violation of probation

VI. _____

VII. Firearm/Semi-Automatic or Machine Gun = 18 or 25 Points

VII. _____

VIII. Prior Serious Felony - 30 Points

VIII. _____

Subtotal Sentence Points _____

IX. Enhancements (only if the primary offense qualifies for enhancement)

Law Enf. Protect.	Drug Trafficker	Motor Vehicle Theft	Criminal Gang Offense	Domestic Violence in the Presence of Related Child (offenses committed on or after 3/12/07)	Adult-on-Minor Sex Offense (offenses committed on or after 10/1/14)
___ x 1.5 ___ x 2.0 ___ x 2.5	___ x 1.5	___ x 1.5	___ x 1.5	___ x 1.5	___ x 2.0

Enhanced Subtotal Sentence Points **IX.** _____

TOTAL SENTENCE POINTS _____

SENTENCE COMPUTATION

If total sentence points are less than or equal to 44, the lowest permissible sentence is any non-state prison sanction. If the total sentence points are 22 points or less, see Section 775.082(10), Florida Statutes, to determine if the court must sentence the offender to a non-state prison sanction.

If total sentence points are greater than 44:

$$\frac{\text{total sentence points}}{\text{total sentence points}} \text{ minus } 28 = \text{_____} \times .75 = \text{_____} \text{ lowest permissible prison sentence in months}$$

If total sentence points are 60 points or less and court makes findings pursuant to both Florida Statutes 948.20 and 397.334(3), the court may place the defendant into a treatment-based drug court program.

The maximum sentence is up to the statutory maximum for the primary and any additional offenses as provided in s. 775.082, F.S., unless the lowest permissible sentence under the Code exceeds the statutory maximum. Such sentences may be imposed concurrently or consecutively. If total sentence points are greater than or equal to 363, a life sentence may be imposed.

_____ maximum sentence In years

TOTAL SENTENCE IMPOSED

- | | | Years | Months | Days |
|--|--------------------------------------|-------|--------|-------|
| <input type="checkbox"/> State Prison | <input type="checkbox"/> Life | _____ | _____ | _____ |
| <input type="checkbox"/> County Jail | <input type="checkbox"/> Time Served | _____ | _____ | _____ |
| <input type="checkbox"/> Community Control | | _____ | _____ | _____ |
| <input type="checkbox"/> Probation | <input type="checkbox"/> Modified | _____ | _____ | _____ |

Please check if sentenced as habitual offender, habitual violent offender, violent career criminal, prison releasee reoffender, or a mandatory minimum applies.

Mitigated Departure Plea Bargain Prison Diversion Program

Other Reason _____

JUDGE'S SIGNATURE	
--------------------------	--

Effective Date: For offenses committed under the Criminal Punishment Code effective for offenses committed on or after October 1, 1998, and subsequent revisions.

RULE 3.992(b) Supplemental Criminal Punishment Code Scoresheet

NAME (LAST, FIRST, MI.)	DOCKET #	DATE OF SENTENCE
-------------------------	----------	------------------

II. ADDITIONAL OFFENSES(S):

DOCKET#	FEL/MM DEGREE	F.S#	OFFENSE LEVEL	QUALIFY A S C R	COUNTS	POINTS	TOTAL
_____ / _____	_____ / _____	_____ / _____	_____	<input type="checkbox"/> <input type="checkbox"/> <input type="checkbox"/> <input type="checkbox"/>	_____ x _____	_____ = _____	
DESCRIPTION _____							
_____ / _____	_____ / _____	_____ / _____	_____	<input type="checkbox"/> <input type="checkbox"/> <input type="checkbox"/> <input type="checkbox"/>	_____ x _____	_____ = _____	
DESCRIPTION _____							
_____ / _____	_____ / _____	_____ / _____	_____	<input type="checkbox"/> <input type="checkbox"/> <input type="checkbox"/> <input type="checkbox"/>	_____ x _____	_____ = _____	
DESCRIPTION _____							
_____ / _____	_____ / _____	_____ / _____	_____	<input type="checkbox"/> <input type="checkbox"/> <input type="checkbox"/> <input type="checkbox"/>	_____ x _____	_____ = _____	
DESCRIPTION _____							

(Level - Points: M=0.2, 1=0.7, 2=1.2, 3=2.4, 4=3.6, 5=5.4, 6=18, 7=28, 8=37, 9=46, 10=58)

II. _____

IV. PRIOR RECORD

FEL/MM DEGREE	F.S.#	OFFENSE LEVEL	QUALIFY: A S C R	DESCRIPTION	NUMBER	POINTS	TOTAL
_____ / _____	_____ / _____	_____ / _____	<input type="checkbox"/> <input type="checkbox"/> <input type="checkbox"/> <input type="checkbox"/>	_____	_____	X _____	_____ = _____
_____ / _____	_____ / _____	_____ / _____	<input type="checkbox"/> <input type="checkbox"/> <input type="checkbox"/> <input type="checkbox"/>	_____	_____	X _____	_____ = _____
_____ / _____	_____ / _____	_____ / _____	<input type="checkbox"/> <input type="checkbox"/> <input type="checkbox"/> <input type="checkbox"/>	_____	_____	X _____	_____ = _____
_____ / _____	_____ / _____	_____ / _____	<input type="checkbox"/> <input type="checkbox"/> <input type="checkbox"/> <input type="checkbox"/>	_____	_____	X _____	_____ = _____
_____ / _____	_____ / _____	_____ / _____	<input type="checkbox"/> <input type="checkbox"/> <input type="checkbox"/> <input type="checkbox"/>	_____	_____	X _____	_____ = _____

(Level = Points: M=0.2, 1=0.5, 2=0.8, 3=1.6, 4=2.4, 5=3.6, 6=9, 7=14, 8=19, 9=23, 10=29)

IV. _____

REASONS FOR DEPARTURE - MITIGATING CIRCUMSTANCES

(reasons may be checked here or written on the scoresheet)

- Legitimate, uncoerced plea bargain.
- The defendant was an accomplice to the offense and was a relatively minor participant in the criminal conduct.
- The capacity of the defendant to appreciate the criminal nature of the conduct or to conform that conduct to the requirements of law was substantially impaired.
- The defendant requires specialized treatment for a mental disorder that is unrelated to substance abuse or addiction, or for a physical disability, and the defendant is amenable to treatment.
- The need for payment of restitution to the victim outweighs the need for a prison sentence.
- The victim was an initiator, willing participant, aggressor, or provoker of the incident.
- The defendant acted under extreme duress or under the domination of another person.
- Before the identity of the defendant was determined, the victim was substantially compensated.
- The defendant cooperated with the State to resolve the current offense or any other offense.
- The offense was committed in an unsophisticated manner and was an isolated incident for which the defendant has shown remorse.
- At the time of the offense the defendant was too young to appreciate the consequences of the offense.

- The defendant is to be sentenced as a youthful offender.
- The defendant is amenable to the services of a postadjudicatory treatment-based drug court program and is otherwise qualified to participate in the program.
- The defendant was making a good faith effort to obtain or provide medical assistance for an individual experiencing a drug-related overdose.

Pursuant to 921.0026(3) the defendant's substance abuse or addiction does not justify a downward departure from the lowest permissible sentence, except for the provisions of s. 921.0026(2)(m).
Effective Date: For offenses committed under the Criminal Punishment Code effective for offenses committed on or after October 1, 1998 and subsequent revisions.

921.0022 Criminal Punishment Code; offense severity ranking chart.—

(1) The offense severity ranking chart must be used with the Criminal Punishment Code worksheet to compute a sentence score for each felony offender whose offense was committed on or after October 1, 1998.

(2) The offense severity ranking chart has 10 offense levels, ranked from least severe, which are level 1 offenses; most severe, which are level 10 offenses, and each felony offense is assigned to a level according to the severity of the offense. For purposes of determining which felony offenses are specifically listed in the offense severity ranking chart and which severity level has been assigned to each of these offenses, the numerical statutory references in the left column of the chart and the felony degree designations in the middle column of the chart are controlling; the language in the right column of the chart is provided solely for descriptive purposes. Reclassification of the degree of the felony through the application of s. 775.0845, s. 775.085, s. 775.0861, s. 775.0862, s. 775.0863, s. 775.087, s. 775.0875, s. 794.023, or any other law that provides an enhanced penalty for a felony offense, to any offense listed in the offense severity ranking chart in this section shall not cause the offense to become unlisted and is not subject to the provisions of s. 921.0023.

(3) OFFENSE SEVERITY RANKING CHART

(a) LEVEL 1

Florida Statute	Felony Degree	Description
<u>24.118(3)(a)</u>	3rd	Counterfeit or altered state lottery ticket.
<u>104.0616(2)</u>	3rd	Unlawfully distributing, ordering, requesting, collecting, delivering, or possessing vote-by-mail ballots.
<u>212.054(2)(b)</u>	3rd	Discretionary sales surtax; limitations, administration, and collection.
<u>212.15(2)(b)</u>	3rd	Failure to remit sales taxes, amount \$1,000 or more but less than \$20,000.
<u>316.1935(1)</u>	3rd	Fleeing or attempting to elude law enforcement officer.
<u>319.30(5)</u>	3rd	Sell, exchange, give away certificate of title or identification number plate.
<u>319.35(1)(a)</u>	3rd	Tamper, adjust, change, etc., an odometer.
<u>320.26(1)(a)</u>	3rd	Counterfeit, manufacture, or sell registration license plates or validation stickers.
<u>322.212</u>	3rd	Possession of forged, stolen, counterfeit, or unlawfully issued driver license; possession of simulated identification.
<u>(1)(a)-(c)</u>		
<u>322.212(4)</u>	3rd	Supply or aid in supplying unauthorized driver license or identification card.
<u>322.212(5)(a)</u>	3rd	False application for driver license or identification card.
<u>414.39(3)(a)</u>	3rd	Fraudulent misappropriation of public assistance funds by employee/official, value more than \$200.
<u>443.071(1)</u>	3rd	False statement or representation to obtain or increase reemployment assistance benefits.
<u>509.151(1)</u>	3rd	Defraud an innkeeper, food or lodging value \$1,000 or more.
<u>517.302(1)</u>	3rd	Violation of the Florida Securities and Investor Protection Act.
<u>713.69</u>	3rd	Tenant removes property upon which lien has accrued, value \$1,000 or more.
<u>812.014(3)(c)</u>	3rd	Petit theft (3rd conviction); theft of any property not specified in subsection (2).
<u>815.04(4)(a)</u>	3rd	Offense against intellectual property (i.e., computer programs, data).
<u>817.52(2)</u>	3rd	Hiring with intent to defraud, motor vehicle services.
<u>817.569(2)</u>	3rd	Use of public record or public records information or providing false information to facilitate commission of a felony.
<u>826.01</u>	3rd	Bigamy.
<u>828.122(3)</u>	3rd	Fighting or baiting animals.
<u>831.04(1)</u>	3rd	<u>Any erasure, alteration, etc., of any replacement deed, map, plat, or other document listed in s. 92.28.</u>

<u>831.31(1)(a)</u>	3rd	<u>Sell, deliver, or possess counterfeit controlled substances, all but s. 893.03(5) drugs.</u>
<u>832.041(1)</u>	3rd	Stopping payment with intent to defraud \$150 or more.
<u>832.05(2)(b) & (4)(c)</u>	3rd	Knowing, making, issuing worthless checks \$150 or more or obtaining property in return for worthless check \$150 or more.
<u>838.15(2)</u>	3rd	Commercial bribe receiving.
<u>838.16</u>	3rd	Commercial bribery.
<u>843.18</u>	3rd	Fleeing by boat to elude a law enforcement officer.
<u>847.011(1)(a)</u>	3rd	Sell, distribute, etc., obscene, lewd, etc., material (2nd conviction).
<u>849.09(1)(a)-(d)</u>	3rd	Lottery; set up, promote, etc., or assist therein, conduct or advertise drawing for prizes, or dispose of property or money by means of lottery.
<u>849.23</u>	3rd	Gambling-related machines; "common offender" as to property rights.
<u>849.25(2)</u>	3rd	Engaging in bookmaking.
<u>860.08</u>	3rd	Interfere with a railroad signal.
<u>860.13(1)(a)</u>	3rd	Operate aircraft while under the influence.
<u>893.13(2)(a)2.</u>	3rd	Purchase of cannabis.
<u>893.13(6)(a)</u>	3rd	Possession of cannabis (more than 20 grams).
<u>934.03(1)(a)</u>	3rd	Intercepts, or procures any other person to intercept, any wire or oral communication.

(b) LEVEL 2

Florida Statute	Felony Degree	Description
<u>379.2431 (1)(e)3.</u>	3rd	Possession of 11 or fewer marine turtle eggs in violation of the Marine Turtle Protection Act.
<u>379.2431 (1)(e)4.</u>	3rd	Possession of more than 11 marine turtle eggs in violation of the Marine Turtle Protection Act.
<u>403.413(6)(c)</u>	3rd	Dumps waste litter exceeding 500 lbs. in weight or 100 cubic feet in volume or any quantity for commercial purposes, or hazardous waste.
<u>517.07(2)</u>	3rd	Failure to furnish a prospectus meeting requirements.
<u>590.28(1)</u>	3rd	Intentional burning of lands.
<u>784.03(3)</u>	3rd	Battery during a riot or an aggravated riot.
<u>784.05(3)</u>	3rd	Storing or leaving a loaded firearm within reach of minor who uses it to inflict injury or death.
<u>787.04(1)</u>	3rd	In violation of court order, take, entice, etc., minor beyond state limits.
<u>806.13(1)(b)3.</u>	3rd	Criminal mischief; damage \$1,000 or more to public communication or any other public service.
<u>806.13(3)</u>	3rd	Criminal mischief; damage of \$200 or more to a memorial or historic property.
<u>810.061(2)</u>	3rd	Impairing or impeding telephone or power to a dwelling; facilitating or furthering burglary.
<u>810.09(2)(e)</u>	3rd	Trespassing on posted commercial horticulture property.
<u>812.014(2)(c)1.</u>	3rd	Grand theft, 3rd degree; \$750 or more but less than \$5,000.
<u>812.014(2)(d)</u>	3rd	Grand theft, 3rd degree; \$100 or more but less than \$750, taken from unenclosed curtilage of dwelling.
<u>812.015(7)</u>	3rd	Possession, use, or attempted use of an antishoplifting or inventory control device countermeasure.
<u>817.234(1)(a)2.</u>	3rd	False statement in support of insurance claim.
<u>817.481(3)(a)</u>	3rd	Obtain credit or purchase with false, expired, counterfeit, etc., credit card, value over \$300.
<u>817.52(3)</u>	3rd	Failure to redeliver hired vehicle.
<u>817.54</u>	3rd	With intent to defraud, obtain mortgage note, etc., by false representation.
<u>817.60(5)</u>	3rd	Dealing in credit cards of another.
<u>817.60(6)(a)</u>	3rd	Forgery; purchase goods, services with false card.

<u>817.61</u>	3rd	Fraudulent use of credit cards over \$100 or more within 6 months.
<u>826.04</u>	3rd	Knowingly marries or has sexual intercourse with person to whom related.
<u>831.01</u>	3rd	Forgery.
<u>831.02</u>	3rd	Uttering forged instrument; utters or publishes alteration with intent to defraud.
<u>831.07</u>	3rd	Forging bank bills, checks, drafts, or promissory notes.
<u>831.08</u>	3rd	Possessing 10 or more forged notes, bills, checks, or drafts.
<u>831.09</u>	3rd	Uttering forged notes, bills, checks, drafts, or promissory notes.
<u>831.11</u>	3rd	Bringing into the state forged bank bills, checks, drafts, or notes.
<u>832.05(3)(a)</u>	3rd	Cashing or depositing item with intent to defraud.
<u>843.08</u>	3rd	False personation.
<u>893.13(2)(a)2.</u>	3rd	<u>Purchase of any s. 893.03(1)(c), (2)(c)1., (2)(c)2., (2)(c)3., (2)(c)6., (2)(c)7., (2)(c)8., (2)(c)9., (2)(c)10., (3), or (4) drugs other than cannabis.</u>
<u>893.147(2)</u>	3rd	Manufacture or delivery of drug paraphernalia.

(c) LEVEL 3

Florida Statute	Felony Degree	Description
<u>119.10(2)(b)</u>	3rd	Unlawful use of confidential information from police reports.
<u>316.066</u> (3)(b)-(d)	3rd	Unlawfully obtaining or using confidential crash reports.
<u>316.193(2)(b)</u>	3rd	Felony DUI, 3rd conviction.
<u>316.1935(2)</u>	3rd	Fleeing or attempting to elude law enforcement officer in patrol vehicle with siren and lights activated.
<u>319.30(4)</u>	3rd	Possession by junkyard of motor vehicle with identification number plate removed.
<u>319.33(1)(a)</u>	3rd	Alter or forge any certificate of title to a motor vehicle or mobile home.
<u>319.33(1)(c)</u>	3rd	Procure or pass title on stolen vehicle.
<u>319.33(4)</u>	3rd	With intent to defraud, possess, sell, etc., a blank, forged, or unlawfully obtained title or registration.
<u>327.35(2)(b)</u>	3rd	Felony BUI.
<u>328.05(2)</u>	3rd	Possess, sell, or counterfeit fictitious, stolen, or fraudulent titles or bills of sale of vessels.
<u>328.07(4)</u>	3rd	Manufacture, exchange, or possess vessel with counterfeit or wrong ID number.
<u>376.302(5)</u>	3rd	Fraud related to reimbursement for cleanup expenses under the Inland Protection Trust Fund.
<u>379.2431</u> (1)(e)5.	3rd	Taking, disturbing, mutilating, destroying, causing to be destroyed, transferring, selling, offering to sell, molesting, or harassing marine turtles, marine turtle eggs, hatchlings, or parts thereof, or the nest of any marine turtle species described in the Marine Turtle Protection Act.
<u>379.2431</u> (1)(e)6.	3rd	Possessing any marine turtle species or hatchling, or parts thereof, or the nest of any marine turtle species described in the Marine Turtle Protection Act.
<u>379.2431</u> (1)(e)7.	3rd	Soliciting to commit or conspiring to commit a violation of the Marine Turtle Protection Act.
<u>400.9935(4)(a)</u> or (b)	3rd	Operating a clinic, or offering services requiring licensure, without a license.
<u>400.9935(4)(e)</u>	3rd	Filing a false license application or other required information or failing to report information.
<u>440.1051(3)</u>	3rd	False report of workers' compensation fraud or retaliation for making such a report.
<u>501.001(2)(b)</u>	2nd	Tampers with a consumer product or the container using materially false/misleading information.
<u>624.401(4)(a)</u>	3rd	Transacting insurance without a certificate of authority.
<u>624.401(4)(b)1.</u>	3rd	Transacting insurance without a certificate of authority; premium collected less than \$20,000.

<u>626.902(1)(a) & (b)</u>	3rd	Representing an unauthorized insurer.
<u>697.08</u>	3rd	Equity skimming.
<u>790.15(3)</u>	3rd	Person directs another to discharge firearm from a vehicle.
<u>806.10(1)</u>	3rd	Maliciously injure, destroy, or interfere with vehicles or equipment used in firefighting.
<u>806.10(2)</u>	3rd	Interferes with or assaults firefighter in performance of duty.
<u>810.09(2)(c)</u>	3rd	Trespass on property other than structure or conveyance armed with firearm or dangerous weapon.
<u>812.014(2)(c)2.</u>	3rd	Grand theft; \$5,000 or more but less than \$10,000.
<u>812.0145(2)(c)</u>	3rd	Theft from person 65 years of age or older; \$300 or more but less than \$10,000.
<u>812.015(8)(b)</u>	3rd	Retail theft with intent to sell; conspires with others.
<u>812.081(2)</u>	3rd	Theft of a trade secret.
<u>815.04(4)(b)</u>	2nd	Computer offense devised to defraud or obtain property.
<u>817.034(4)(a)3.</u>	3rd	Engages in scheme to defraud (Florida Communications Fraud Act), property valued at less than \$20,000.
<u>817.233</u>	3rd	Burning to defraud insurer.
<u>817.234</u>	3rd	Unlawful solicitation of persons involved in motor vehicle accidents.
(8)(b) & (c)		
<u>817.234(11)(a)</u>	3rd	Insurance fraud; property value less than \$20,000.
<u>817.236</u>	3rd	Filing a false motor vehicle insurance application.
<u>817.2361</u>	3rd	Creating, marketing, or presenting a false or fraudulent motor vehicle insurance card.
<u>817.413(2)</u>	3rd	Sale of used goods of \$1,000 or more as new.
<u>817.49(2)(b)1.</u>	3rd	Willful making of a false report of a crime causing great bodily harm, permanent disfigurement, or permanent disability.
<u>831.28(2)(a)</u>	3rd	Counterfeiting a payment instrument with intent to defraud or possessing a counterfeit payment instrument with intent to defraud.
<u>831.29</u>	2nd	Possession of instruments for counterfeiting driver licenses or identification cards.
<u>836.13(2)</u>	3rd	Person who promotes an altered sexual depiction of an identifiable person without consent.
<u>838.021(3)(b)</u>	3rd	Threatens unlawful harm to public servant.
<u>843.19</u>	2nd	Injure, disable, or kill police, fire, or SAR canine or police horse.
<u>860.15(3)</u>	3rd	Overcharging for repairs and parts.
<u>870.01(2)</u>	3rd	Riot.
<u>870.01(4)</u>	3rd	Inciting a riot.
<u>893.13(1)(a)2.</u>	3rd	<u>Sell, manufacture, or deliver cannabis (or other s. 893.03(1)(c), (2)(c)1., (2)(c)2., (2)(c)3., (2)(c)6., (2)(c)7., (2)(c)8., (2)(c)9., (2)(c)10., (3), or (4) drugs).</u>
<u>893.13(1)(d)2.</u>	2nd	<u>Sell, manufacture, or deliver s. 893.03(1)(c), (2)(c)1., (2)(c)2., (2)(c)3., (2)(c)6., (2)(c)7., (2)(c)8., (2)(c)9., (2)(c)10., (3), or (4) drugs within 1,000 feet of university.</u>
<u>893.13(1)(f)2.</u>	2nd	<u>Sell, manufacture, or deliver s. 893.03(1)(c), (2)(c)1., (2)(c)2., (2)(c)3., (2)(c)6., (2)(c)7., (2)(c)8., (2)(c)9., (2)(c)10., (3), or (4) drugs within 1,000 feet of public housing facility.</u>
<u>893.13(4)(c)</u>	3rd	Use or hire of minor; deliver to minor other controlled substances.
<u>893.13(6)(a)</u>	3rd	Possession of any controlled substance other than felony possession of cannabis.
<u>893.13(7)(a)8.</u>	3rd	Withhold information from practitioner regarding previous receipt of or prescription for a controlled substance.
<u>893.13(7)(a)9.</u>	3rd	Obtain or attempt to obtain controlled substance by fraud, forgery, misrepresentation, etc.
<u>893.13(7)(a)10.</u>	3rd	Affix false or forged label to package of controlled substance.

<u>893.13(7)(a)11.</u>	3rd	Furnish false or fraudulent material information on any document or record required by chapter 893.
<u>893.13(8)(a)1.</u>	3rd	Knowingly assist a patient, other person, or owner of an animal in obtaining a controlled substance through deceptive, untrue, or fraudulent representations in or related to the practitioner's practice.
<u>893.13(8)(a)2.</u>	3rd	Employ a trick or scheme in the practitioner's practice to assist a patient, other person, or owner of an animal in obtaining a controlled substance.
<u>893.13(8)(a)3.</u>	3rd	Knowingly write a prescription for a controlled substance for a fictitious person.
<u>893.13(8)(a)4.</u>	3rd	Write a prescription for a controlled substance for a patient, other person, or an animal if the sole purpose of writing the prescription is a monetary benefit for the practitioner.
<u>918.13(1)</u>	3rd	Tampering with or fabricating physical evidence.
<u>944.47</u>	3rd	Introduce contraband to correctional facility.
(1)(a)1. & 2.		
<u>944.47(1)(c)</u>	2nd	Possess contraband while upon the grounds of a correctional institution.
<u>985.721</u>	3rd	Escapes from a juvenile facility (secure detention or residential commitment facility).

(d) LEVEL 4		
Florida Statute	Felony Degree	Description
<u>316.1935(3)(a)</u>	2nd	Driving at high speed or with wanton disregard for safety while fleeing or attempting to elude law enforcement officer who is in a patrol vehicle with siren and lights activated.
<u>499.0051(1)</u>	3rd	Failure to maintain or deliver transaction history, transaction information, or transaction statements.
<u>499.0051(5)</u>	2nd	Knowing sale or delivery, or possession with intent to sell, contraband prescription drugs.
<u>517.07(1)</u>	3rd	Failure to register securities.
<u>517.12(1)</u>	3rd	Failure of dealer, associated person, or issuer of securities to register.
<u>784.07(2)(b)</u>	3rd	Battery of law enforcement officer, firefighter, etc.
<u>784.074(1)(c)</u>	3rd	Battery of sexually violent predators facility staff.
<u>784.075</u>	3rd	Battery on detention or commitment facility staff.
<u>784.078</u>	3rd	Battery of facility employee by throwing, tossing, or expelling certain fluids or materials.
<u>784.08(2)(c)</u>	3rd	Battery on a person 65 years of age or older.
<u>784.081(3)</u>	3rd	Battery on specified official or employee.
<u>784.082(3)</u>	3rd	Battery by detained person on visitor or other detainee.
<u>784.083(3)</u>	3rd	Battery on code inspector.
<u>784.085</u>	3rd	Battery of child by throwing, tossing, projecting, or expelling certain fluids or materials.
<u>787.03(1)</u>	3rd	Interference with custody; wrongly takes minor from appointed guardian.
<u>787.04(2)</u>	3rd	Take, entice, or remove child beyond state limits with criminal intent pending custody proceedings.
<u>787.04(3)</u>	3rd	Carrying child beyond state lines with criminal intent to avoid producing child at custody hearing or delivering to designated person.
<u>787.07</u>	3rd	Human smuggling.
<u>790.115(1)</u>	3rd	Exhibiting firearm or weapon within 1,000 feet of a school.
<u>790.115(2)(b)</u>	3rd	Possessing electric weapon or device, destructive device, or other weapon on school property.
<u>790.115(2)(c)</u>	3rd	Possessing firearm on school property.
<u>794.051(1)</u>	3rd	Indecent, lewd, or lascivious touching of certain minors.
<u>800.04(7)(c)</u>	3rd	Lewd or lascivious exhibition; offender less than 18 years.

<u>806.135</u>	2nd	Destroying or demolishing a memorial or historic property.
<u>810.02(4)(a)</u>	3rd	Burglary, or attempted burglary, of an unoccupied structure; unarmed; no assault or battery.
<u>810.02(4)(b)</u>	3rd	Burglary, or attempted burglary, of an unoccupied conveyance; unarmed; no assault or battery.
<u>810.06</u>	3rd	Burglary; possession of tools.
<u>810.08(2)(c)</u>	3rd	Trespass on property, armed with firearm or dangerous weapon.
<u>812.014(2)(c)3.</u>	3rd	Grand theft, 3rd degree \$10,000 or more but less than \$20,000.
<u>812.014</u>	3rd	Grand theft, 3rd degree; specified items.
<u>(2)(c)4.-10.</u>		
<u>812.0195(2)</u>	3rd	Dealing in stolen property by use of the Internet; property stolen \$300 or more.
<u>817.505(4)(a)</u>	3rd	Patient brokering.
<u>817.563(1)</u>	3rd	<u>Sell or deliver substance other than controlled substance agreed upon, excluding s. 893.03(5) drugs.</u>
<u>817.568(2)(a)</u>	3rd	Fraudulent use of personal identification information.
<u>817.625(2)(a)</u>	3rd	Fraudulent use of scanning device, skimming device, or reencoder.
<u>817.625(2)(c)</u>	3rd	Possess, sell, or deliver skimming device.
<u>828.125(1)</u>	2nd	Kill, maim, or cause great bodily harm or permanent breeding disability to any registered horse or cattle.
<u>836.14(2)</u>	3rd	Person who commits theft of a sexually explicit image with intent to promote it.
<u>836.14(3)</u>	3rd	Person who willfully possesses a sexually explicit image with certain knowledge, intent, and purpose.
<u>837.02(1)</u>	3rd	Perjury in official proceedings.
<u>837.021(1)</u>	3rd	Make contradictory statements in official proceedings.
<u>838.022</u>	3rd	Official misconduct.
<u>839.13(2)(a)</u>	3rd	Falsifying records of an individual in the care and custody of a state agency.
<u>839.13(2)(c)</u>	3rd	Falsifying records of the Department of Children and Families.
<u>843.021</u>	3rd	Possession of a concealed handcuff key by a person in custody.
<u>843.025</u>	3rd	Deprive law enforcement, correctional, or correctional probation officer of means of protection or communication.
<u>843.15(1)(a)</u>	3rd	Failure to appear while on bail for felony (bond estreature or bond jumping).
<u>847.0135(5)(c)</u>	3rd	Lewd or lascivious exhibition using computer; offender less than 18 years.
<u>870.01(3)</u>	2nd	Aggravated rioting.
<u>870.01(5)</u>	2nd	Aggravated inciting a riot.
<u>874.05(1)(a)</u>	3rd	Encouraging or recruiting another to join a criminal gang.
<u>893.13(2)(a)1.</u>	2nd	<u>Purchase of cocaine (or other s. 893.03(1)(a), (b), or (d), (2)(a), (2)(b), or (2)(c)5. drugs).</u>
<u>914.14(2)</u>	3rd	Witnesses accepting bribes.
<u>914.22(1)</u>	3rd	Force, threaten, etc., witness, victim, or informant.
<u>914.23(2)</u>	3rd	Retaliation against a witness, victim, or informant, no bodily injury.
<u>916.1085</u>	3rd	Introduction of specified contraband into certain DCF facilities.
<u>(2)(c)1.</u>		
<u>918.12</u>	3rd	Tampering with jurors.
<u>934.215</u>	3rd	Use of two-way communications device to facilitate commission of a crime.
<u>944.47(1)(a)6.</u>	3rd	Introduction of contraband (cellular telephone or other portable communication device) into correctional institution.
<u>951.22(1)(h),</u> <u>(j) & (k)</u>	3rd	Intoxicating drug, instrumentality or other device to aid escape, or cellular telephone or other portable communication device introduced into county

(e) LEVEL 5		
Florida Statute	Felony Degree	Description
<u>316.027(2)(a)</u>	3rd	Accidents involving personal injuries other than serious bodily injury, failure to stop; leaving scene.
<u>316.1935(4)(a)</u>	2nd	Aggravated fleeing or eluding.
<u>316.80(2)</u>	2nd	Unlawful conveyance of fuel; obtaining fuel fraudulently.
<u>322.34(6)</u>	3rd	Careless operation of motor vehicle with suspended license, resulting in death or serious bodily injury.
<u>327.30(5)</u>	3rd	Vessel accidents involving personal injury; leaving scene.
<u>379.365(2)(c)1.</u>	3rd	Violation of rules relating to: willful molestation of stone crab traps, lines, or buoys; illegal bartering, trading, or sale, conspiring or aiding in such barter, trade, or sale, or supplying, agreeing to supply, aiding in supplying, or giving away stone crab trap tags or certificates; making, altering, forging, counterfeiting, or reproducing stone crab trap tags; possession of forged, counterfeit, or imitation stone crab trap tags; and engaging in the commercial harvest of stone crabs while license is suspended or revoked.
<u>379.367(4)</u>	3rd	Willful molestation of a commercial harvester's spiny lobster trap, line, or buoy.
<u>379.407(5)(b)3.</u>	3rd	Possession of 100 or more undersized spiny lobsters.
<u>381.0041(11)(b)</u>	3rd	Donate blood, plasma, or organs knowing HIV positive.
<u>440.10(1)(g)</u>	2nd	Failure to obtain workers' compensation coverage.
<u>440.105(5)</u>	2nd	Unlawful solicitation for the purpose of making workers' compensation claims.
<u>440.381(2)</u>	3rd	Submission of false, misleading, or incomplete information with the purpose of avoiding or reducing workers' compensation premiums.
<u>624.401(4)(b)2.</u>	2nd	Transacting insurance without a certificate or authority; premium collected \$20,000 or more but less than \$100,000.
<u>626.902(1)(c)</u>	2nd	Representing an unauthorized insurer; repeat offender.
<u>790.01(2)</u>	3rd	Carrying a concealed firearm.
<u>790.162</u>	2nd	Threat to throw or discharge destructive device.
<u>790.163(1)</u>	2nd	False report of bomb, explosive, weapon of mass destruction, or use of firearms in violent manner.
<u>790.221(1)</u>	2nd	Possession of short-barreled shotgun or machine gun.
<u>790.23</u>	2nd	Felons in possession of firearms, ammunition, or electronic weapons or devices.
<u>796.05(1)</u>	2nd	Live on earnings of a prostitute; 1st offense.
<u>800.04(6)(c)</u>	3rd	Lewd or lascivious conduct; offender less than 18 years of age.
<u>800.04(7)(b)</u>	2nd	Lewd or lascivious exhibition; offender 18 years of age or older.
<u>806.111(1)</u>	3rd	Possess, manufacture, or dispense fire bomb with intent to damage any structure or property.
<u>812.0145(2)(b)</u>	2nd	Theft from person 65 years of age or older; \$10,000 or more but less than \$50,000.
<u>812.015</u> (8)(a) & (c)-(e)	3rd	Retail theft; property stolen is valued at \$750 or more and one or more specified acts.
<u>812.015(8)(f)</u>	3rd	Retail theft; multiple thefts within specified period.
<u>812.019(1)</u>	2nd	Stolen property; dealing in or trafficking in.
<u>812.081(3)</u>	2nd	Trafficking in trade secrets.
<u>812.131(2)(b)</u>	3rd	Robbery by sudden snatching.
<u>812.16(2)</u>	3rd	Owning, operating, or conducting a chop shop.
<u>817.034(4)(a)2.</u>	2nd	Communications fraud, value \$20,000 to \$50,000.
<u>817.234(11)(b)</u>	2nd	Insurance fraud; property value \$20,000 or more but less than \$100,000.
<u>817.2341(1),</u> (2)(a) & (3)(a)	3rd	Filing false financial statements, making false entries of material fact or false statements regarding property values relating to the solvency of an insuring

<u>817.568(2)(b)</u>	2nd	Fraudulent use of personal identification information; value of benefit, services received, payment avoided, or amount of injury or fraud, \$5,000 or more or use of personal identification information of 10 or more persons.
<u>817.611(2)(a)</u>	2nd	Traffic in or possess 5 to 14 counterfeit credit cards or related documents.
<u>817.625(2)(b)</u>	2nd	Second or subsequent fraudulent use of scanning device, skimming device, or reencoder.
<u>825.1025(4)</u>	3rd	Lewd or lascivious exhibition in the presence of an elderly person or disabled adult.
<u>827.071(4)</u>	2nd	Possess with intent to promote any photographic material, motion picture, etc., which includes child pornography.
<u>827.071(5)</u>	3rd	Possess, control, or intentionally view any photographic material, motion picture, etc., which includes child pornography.
<u>828.12(2)</u>	3rd	Tortures any animal with intent to inflict intense pain, serious physical injury, or death.
<u>836.14(4)</u>	2nd	Person who willfully promotes for financial gain a sexually explicit image of an identifiable person without consent.
<u>839.13(2)(b)</u>	2nd	Falsifying records of an individual in the care and custody of a state agency involving great bodily harm or death.
<u>843.01</u>	3rd	Resist officer with violence to person; resist arrest with violence.
<u>847.0135(5)(b)</u>	2nd	Lewd or lascivious exhibition using computer; offender 18 years or older.
<u>847.0137</u> (2) & (3)	3rd	Transmission of pornography by electronic device or equipment.
<u>847.0138</u> (2) & (3)	3rd	Transmission of material harmful to minors to a minor by electronic device or equipment.
<u>874.05(1)(b)</u>	2nd	Encouraging or recruiting another to join a criminal gang; second or subsequent offense.
<u>874.05(2)(a)</u>	2nd	Encouraging or recruiting person under 13 years of age to join a criminal gang.
<u>893.13(1)(a)1.</u>	2nd	<u>Sell, manufacture, or deliver cocaine (or other s. 893.03(1)(a), (1)(b), (1)(d), (2)(a), (2)(b), or (2)(c)5. drugs).</u>
<u>893.13(1)(c)2.</u>	2nd	<u>Sell, manufacture, or deliver cannabis (or other s. 893.03(1)(c), (2)(c)1., (2)(c)2., (2)(c)3., (2)(c)6., (2)(c)7., (2)(c)8., (2)(c)9., (2)(c)10., (3), or (4) drugs) within 1,000 feet of a child care facility, school, or state, county, or municipal park or publicly owned recreational facility or community center.</u>
<u>893.13(1)(d)1.</u>	1st	<u>Sell, manufacture, or deliver cocaine (or other s. 893.03(1)(a), (1)(b), (1)(d), (2)(a), (2)(b), or (2)(c)5. drugs) within 1,000 feet of university.</u>
<u>893.13(1)(e)2.</u>	2nd	<u>Sell, manufacture, or deliver cannabis or other drug prohibited under s. 893.03(1)(c), (2)(c)1., (2)(c)2., (2)(c)3., (2)(c)6., (2)(c)7., (2)(c)8., (2)(c)9., (2)(c)10., (3), or (4) within 1,000 feet of property used for religious services or a specified business site.</u>
<u>893.13(1)(f)1.</u>	1st	<u>Sell, manufacture, or deliver cocaine (or other s. 893.03(1)(a), (1)(b), (1)(d), or (2)(a), (2)(b), or (2)(c)5. drugs) within 1,000 feet of public housing facility.</u>
<u>893.13(4)(b)</u>	2nd	Use or hire of minor; deliver to minor other controlled substance.
<u>893.1351(1)</u>	3rd	Ownership, lease, or rental for trafficking in or manufacturing of controlled substance.

(f) LEVEL 6

Florida Statute

Felony Degree

Description

<u>316.027(2)(b)</u>	2nd	Leaving the scene of a crash involving serious bodily injury.
<u>316.193(2)(b)</u>	3rd	Felony DUI, 4th or subsequent conviction.
<u>400.9935(4)(c)</u>	2nd	Operating a clinic, or offering services requiring licensure, without a license.

<u>499.0051(2)</u>	2nd	Knowing forgery of transaction history, transaction information, or transaction statement.
<u>499.0051(3)</u>	2nd	Knowing purchase or receipt of prescription drug from unauthorized person.
<u>499.0051(4)</u>	2nd	Knowing sale or transfer of prescription drug to unauthorized person.
<u>775.0875(1)</u>	3rd	Taking firearm from law enforcement officer.
<u>784.021(1)(a)</u>	3rd	Aggravated assault; deadly weapon without intent to kill.
<u>784.021(1)(b)</u>	3rd	Aggravated assault; intent to commit felony.
<u>784.041</u>	3rd	Felony battery; domestic battery by strangulation.
<u>784.048(3)</u>	3rd	Aggravated stalking; credible threat.
<u>784.048(5)</u>	3rd	Aggravated stalking of person under 16.
<u>784.07(2)(c)</u>	2nd	Aggravated assault on law enforcement officer.
<u>784.074(1)(b)</u>	2nd	Aggravated assault on sexually violent predators facility staff.
<u>784.08(2)(b)</u>	2nd	Aggravated assault on a person 65 years of age or older.
<u>784.081(2)</u>	2nd	Aggravated assault on specified official or employee.
<u>784.082(2)</u>	2nd	Aggravated assault by detained person on visitor or other detainee.
<u>784.083(2)</u>	2nd	Aggravated assault on code inspector.
<u>787.02(2)</u>	3rd	<u>False imprisonment; restraining with purpose other than those in s. 787.01.</u>
<u>790.115(2)(d)</u>	2nd	Discharging firearm or weapon on school property.
<u>790.161(2)</u>	2nd	Make, possess, or throw destructive device with intent to do bodily harm or damage property.
<u>790.164(1)</u>	2nd	False report concerning bomb, explosive, weapon of mass destruction, act of arson or violence to state property, or use of firearms in violent manner.
<u>790.19</u>	2nd	Shooting or throwing deadly missiles into dwellings, vessels, or vehicles.
<u>794.011(8)(a)</u>	3rd	Solicitation of minor to participate in sexual activity by custodial adult.
<u>794.05(1)</u>	2nd	Unlawful sexual activity with specified minor.
<u>800.04(5)(d)</u>	3rd	Lewd or lascivious molestation; victim 12 years of age or older but less than 16 years of age; offender less than 18 years.
<u>800.04(6)(b)</u>	2nd	Lewd or lascivious conduct; offender 18 years of age or older.
<u>806.031(2)</u>	2nd	Arson resulting in great bodily harm to firefighter or any other person.
<u>810.02(3)(c)</u>	2nd	Burglary of occupied structure; unarmed; no assault or battery.
<u>810.145(8)(b)</u>	2nd	Video voyeurism; certain minor victims; 2nd or subsequent offense.
<u>812.014(2)(b)1.</u>	2nd	Property stolen \$20,000 or more, but less than \$100,000, grand theft in 2nd degree.
<u>812.014(6)</u>	2nd	Theft; property stolen \$3,000 or more; coordination of others.
<u>812.015(9)(a)</u>	2nd	Retail theft; property stolen \$750 or more; second or subsequent conviction.
<u>812.015(9)(b)</u>	2nd	Retail theft; aggregated property stolen within 30 days is \$3,000 or more; coordination of others.
<u>812.015(9)(d)</u>	2nd	Retail theft; multiple thefts within specified period.
<u>812.13(2)(c)</u>	2nd	Robbery, no firearm or other weapon (strong-arm robbery).
<u>817.4821(5)</u>	2nd	Possess cloning paraphernalia with intent to create cloned cellular telephones.
<u>817.49(2)(b)2.</u>	2nd	Willful making of a false report of a crime resulting in death.
<u>817.505(4)(b)</u>	2nd	Patient brokering; 10 or more patients.
<u>825.102(1)</u>	3rd	Abuse of an elderly person or disabled adult.
<u>825.102(3)(c)</u>	3rd	Neglect of an elderly person or disabled adult.
<u>825.1025(3)</u>	3rd	Lewd or lascivious molestation of an elderly person or disabled adult.
<u>825.103(3)(c)</u>	3rd	Exploiting an elderly person or disabled adult and property is valued at less than \$10,000.
<u>827.03(2)(c)</u>	3rd	Abuse of a child.
<u>827.03(2)(d)</u>	3rd	Neglect of a child.
<u>827.071(2) & (3)</u>	2nd	Use or induce a child in a sexual performance, or promote or direct such performance.

<u>828.126(3)</u>	3rd	Sexual activities involving animals.
<u>836.05</u>	2nd	Threats; extortion.
<u>836.1</u>	2nd	Written or electronic threats to kill, do bodily injury, or conduct a mass shooting or an act of terrorism.
<u>843.12</u>	3rd	Aids or assists person to escape.
<u>847.011</u>	3rd	Distributing, offering to distribute, or possessing with intent to distribute obscene materials depicting minors.
<u>847.012</u>	3rd	Knowingly using a minor in the production of materials harmful to minors.
<u>847.0135(2)</u>	3rd	Facilitates sexual conduct of or with a minor or the visual depiction of such conduct.
<u>914.23</u>	2nd	Retaliation against a witness, victim, or informant, with bodily injury.
<u>918.13(2)(b)</u>	2nd	Tampering with or fabricating physical evidence relating to a capital felony.
<u>944.35(3)(a)2.</u>	3rd	Committing malicious battery upon or inflicting cruel or inhuman treatment on an inmate or offender on community supervision, resulting in great bodily harm.
<u>944.4</u>	2nd	Escapes.
<u>944.46</u>	3rd	Harboring, concealing, aiding escaped prisoners.
<u>944.47(1)(a)5.</u>	2nd	Introduction of contraband (firearm, weapon, or explosive) into correctional facility.
<u>951.22(1)(i)</u>	3rd	Firearm or weapon introduced into county detention facility.

(g) LEVEL 7 Florida Statute	Felony Degree	Description
<u>316.027(2)(c)</u>	1st	Accident involving death, failure to stop; leaving scene.
<u>316.193(3)(c)2.</u>	3rd	DUI resulting in serious bodily injury.
<u>316.1935(3)(b)</u>	1st	Causing serious bodily injury or death to another person; driving at high speed or with wanton disregard for safety while fleeing or attempting to elude law enforcement officer who is in a patrol vehicle with siren and lights activated.
<u>327.35(3)(c)2.</u>	3rd	Vessel BUI resulting in serious bodily injury.
<u>402.319(2)</u>	2nd	Misrepresentation and negligence or intentional act resulting in great bodily harm, permanent disfiguration, permanent disability, or death.
<u>409.92</u> (2)(b)1.a.	3rd	Medicaid provider fraud; \$10,000 or less.
<u>409.92</u> (2)(b)1.b.	2nd	Medicaid provider fraud; more than \$10,000, but less than \$50,000.
<u>456.065(2)</u>	3rd	Practicing a health care profession without a license.
<u>456.065(2)</u>	2nd	Practicing a health care profession without a license which results in serious bodily injury.
<u>458.327(1)</u>	3rd	Practicing medicine without a license.
<u>459.013(1)</u>	3rd	Practicing osteopathic medicine without a license.
<u>460.411(1)</u>	3rd	Practicing chiropractic medicine without a license.
<u>461.012(1)</u>	3rd	Practicing podiatric medicine without a license.
<u>462.17</u>	3rd	Practicing naturopathy without a license.
<u>463.015(1)</u>	3rd	Practicing optometry without a license.
<u>464.016(1)</u>	3rd	Practicing nursing without a license.
<u>465.015(2)</u>	3rd	Practicing pharmacy without a license.
<u>466.026(1)</u>	3rd	Practicing dentistry or dental hygiene without a license.
<u>467.201</u>	3rd	Practicing midwifery without a license.
<u>468.366</u>	3rd	Delivering respiratory care services without a license.
<u>483.828(1)</u>	3rd	Practicing as clinical laboratory personnel without a license.
<u>483.901(7)</u>	3rd	Practicing medical physics without a license.
<u>484.013(1)(c)</u>	3rd	Preparing or dispensing optical devices without a prescription.

<u>484.053</u>	3rd	Dispensing hearing aids without a license.
<u>494.0018(2)</u>	1st	Conviction of any violation of chapter 494 in which the total money and property unlawfully obtained exceeded \$50,000 and there were five or more victims.
<u>560.123(8)(b)1.</u>	3rd	Failure to report currency or payment instruments exceeding \$300 but less than \$20,000 by a money services business.
<u>560.125(5)(a)</u>	3rd	Money services business by unauthorized person, currency or payment instruments exceeding \$300 but less than \$20,000.
<u>655.50(10)(b)1.</u>	3rd	Failure to report financial transactions exceeding \$300 but less than \$20,000 by financial institution.
<u>775.21(10)(a)</u>	3rd	Sexual predator; failure to register; failure to renew driver license or identification card; other registration violations.
<u>775.21(10)(b)</u>	3rd	Sexual predator working where children regularly congregate.
<u>775.21(10)(g)</u>	3rd	Failure to report or providing false information about a sexual predator; harbor or conceal a sexual predator.
<u>782.051(3)</u>	2nd	Attempted felony murder of a person by a person other than the perpetrator or the perpetrator of an attempted felony.
<u>782.07(1)</u>	2nd	Killing of a human being by the act, procurement, or culpable negligence of another (manslaughter).
<u>782.071</u>	2nd	Killing of a human being or unborn child by the operation of a motor vehicle in a reckless manner (vehicular homicide).
<u>782.072</u>	2nd	Killing of a human being by the operation of a vessel in a reckless manner (vessel homicide).
<u>784.045(1)(a)1.</u>	2nd	Aggravated battery; intentionally causing great bodily harm or disfigurement.
<u>784.045(1)(a)2.</u>	2nd	Aggravated battery; using deadly weapon.
<u>784.045(1)(b)</u>	2nd	Aggravated battery; perpetrator aware victim pregnant.
<u>784.048(4)</u>	3rd	Aggravated stalking; violation of injunction or court order.
<u>784.048(7)</u>	3rd	Aggravated stalking; violation of court order.
<u>784.07(2)(d)</u>	1st	Aggravated battery on law enforcement officer.
<u>784.074(1)(a)</u>	1st	Aggravated battery on sexually violent predators facility staff.
<u>784.08(2)(a)</u>	1st	Aggravated battery on a person 65 years of age or older.
<u>784.081(1)</u>	1st	Aggravated battery on specified official or employee.
<u>784.082(1)</u>	1st	Aggravated battery by detained person on visitor or other detainee.
<u>784.083(1)</u>	1st	Aggravated battery on code inspector.
<u>787.06(3)(a)2.</u>	1st	Human trafficking using coercion for labor and services of an adult.
<u>787.06(3)(e)2.</u>	1st	Human trafficking using coercion for labor and services by the transfer or transport of an adult from outside Florida to within the state.
<u>790.07(4)</u>	1st	<u>Specified weapons violation subsequent to previous conviction of s. 790.07(1) or (2).</u>
<u>790.16(1)</u>	1st	Discharge of a machine gun under specified circumstances.
<u>790.165(2)</u>	2nd	Manufacture, sell, possess, or deliver hoax bomb.
<u>790.165(3)</u>	2nd	Possessing, displaying, or threatening to use any hoax bomb while committing or attempting to commit a felony.
<u>790.166(3)</u>	2nd	Possessing, selling, using, or attempting to use a hoax weapon of mass destruction.
<u>790.166(4)</u>	2nd	Possessing, displaying, or threatening to use a hoax weapon of mass destruction while committing or attempting to commit a felony.
<u>790.23</u>	1st,PBL	<u>Possession of a firearm by a person who qualifies for the penalty enhancements provided for in s. 874.04.</u>
<u>794.08(4)</u>	3rd	Female genital mutilation; consent by a parent, guardian, or a person in custodial authority to a victim younger than 18 years of age.
<u>796.05(1)</u>	1st	Live on earnings of a prostitute; 2nd offense.
<u>796.05(1)</u>	1st	Live on earnings of a prostitute; 3rd and subsequent offense.

<u>800.04(5)(c)1.</u>	2nd	Lewd or lascivious molestation; victim younger than 12 years of age; offender younger than 18 years of age.
<u>800.04(5)(c)2.</u>	2nd	Lewd or lascivious molestation; victim 12 years of age or older but younger than 16 years of age; offender 18 years of age or older.
<u>800.04(5)(e)</u>	1st	Lewd or lascivious molestation; victim 12 years of age or older but younger than 16 years; offender 18 years or older; prior conviction for specified sex offense.
<u>806.01(2)</u>	2nd	Maliciously damage structure by fire or explosive.
<u>810.02(3)(a)</u>	2nd	Burglary of occupied dwelling; unarmed; no assault or battery.
<u>810.02(3)(b)</u>	2nd	Burglary of unoccupied dwelling; unarmed; no assault or battery.
<u>810.02(3)(d)</u>	2nd	Burglary of occupied conveyance; unarmed; no assault or battery.
<u>810.02(3)(e)</u>	2nd	Burglary of authorized emergency vehicle.
<u>812.014(2)(a)1.</u>	1st	Property stolen, valued at \$100,000 or more or a semitrailer deployed by a law enforcement officer; property stolen while causing other property damage; 1st degree grand theft.
<u>812.014(2)(b)2.</u>	2nd	Property stolen, cargo valued at less than \$50,000, grand theft in 2nd degree.
<u>812.014(2)(b)3.</u>	2nd	Property stolen, emergency medical equipment; 2nd degree grand theft.
<u>812.014(2)(b)4.</u>	2nd	Property stolen, law enforcement equipment from authorized emergency vehicle.
<u>812.0145(2)(a)</u>	1st	Theft from person 65 years of age or older; \$50,000 or more.
<u>812.019(2)</u>	1st	Stolen property; initiates, organizes, plans, etc., the theft of property and traffics in stolen property.
<u>812.131(2)(a)</u>	2nd	Robbery by sudden snatching.
<u>812.133(2)(b)</u>	1st	Carjacking; no firearm, deadly weapon, or other weapon.
<u>817.034(4)(a)1.</u>	1st	Communications fraud, value greater than \$50,000.
<u>817.234(8)(a)</u>	2nd	Solicitation of motor vehicle accident victims with intent to defraud.
<u>817.234(9)</u>	2nd	Organizing, planning, or participating in an intentional motor vehicle collision.
<u>817.234(11)(c)</u>	1st	Insurance fraud; property value \$100,000 or more.
<u>817.2341</u>	1st	Making false entries of material fact or false statements regarding property values relating to the solvency of an insuring entity which are a significant cause
<u>(2)(b) & (3)(b)</u>		
<u>817.418(2)(a)</u>	3rd	Offering for sale or advertising personal protective equipment with intent to defraud.
<u>817.504(1)(a)</u>	3rd	Offering or advertising a vaccine with intent to defraud.
<u>817.535(2)(a)</u>	3rd	Filing false lien or other unauthorized document.
<u>817.611(2)(b)</u>	2nd	Traffic in or possess 15 to 49 counterfeit credit cards or related documents.
<u>825.102(3)(b)</u>	2nd	Neglecting an elderly person or disabled adult causing great bodily harm, disability, or disfigurement.
<u>825.103(3)(b)</u>	2nd	Exploiting an elderly person or disabled adult and property is valued at \$10,000 or more, but less than \$50,000.
<u>827.03(2)(b)</u>	2nd	Neglect of a child causing great bodily harm, disability, or disfigurement.
<u>827.04(3)</u>	3rd	Impregnation of a child under 16 years of age by person 21 years of age or older.
<u>837.05(2)</u>	3rd	Giving false information about alleged capital felony to a law enforcement officer.
<u>838.015</u>	2nd	Bribery.
<u>838.016</u>	2nd	Unlawful compensation or reward for official behavior.
<u>838.021(3)(a)</u>	2nd	Unlawful harm to a public servant.
<u>838.22</u>	2nd	Bid tampering.
<u>843.0855(2)</u>	3rd	Impersonation of a public officer or employee.
<u>843.0855(3)</u>	3rd	Unlawful simulation of legal process.
<u>843.0855(4)</u>	3rd	Intimidation of a public officer or employee.

<u>847.0135(3)</u>	3rd	Solicitation of a child, via a computer service, to commit an unlawful sex act.
<u>847.0135(4)</u>	2nd	Traveling to meet a minor to commit an unlawful sex act.
<u>872.06</u>	2nd	Abuse of a dead human body.
<u>874.05(2)(b)</u>	1st	Encouraging or recruiting person under 13 to join a criminal gang; second or subsequent offense.
<u>874.1</u>	1st,PBL	Knowingly initiates, organizes, plans, finances, directs, manages, or supervises criminal gang-related activity.
<u>893.13(1)(c)1.</u>	1st	<u>Sell, manufacture, or deliver cocaine (or other drug prohibited under s. 893.03(1)(a), (1)(b), (1)(d), (2)(a), (2)(b), or (2)(c)5.) within 1,000 feet of a child care facility, school, or state, county, or municipal park or publicly owned recreational facility or community center.</u>
<u>893.13(1)(e)1.</u>	1st	<u>Sell, manufacture, or deliver cocaine or other drug prohibited under s. 893.03(1)(a), (1)(b), (1)(d), (2)(a), (2)(b), or (2)(c)5., within 1,000 feet of property used for religious services or a specified business site.</u>
<u>893.13(4)(a)</u>	1st	Use or hire of minor; deliver to minor other controlled substance.
<u>893.135(1)(a)1.</u>	1st	Trafficking in cannabis, more than 25 lbs., less than 2,000 lbs.
<u>893.135</u> (1)(b)1.a.	1st	Trafficking in cocaine, more than 28 grams, less than 200 grams.
<u>893.135</u> (1)(c)1.a.	1st	Trafficking in illegal drugs, more than 4 grams, less than 14 grams.
<u>893.135</u> (1)(c)2.a.	1st	Trafficking in hydrocodone, 28 grams or more, less than 50 grams.
<u>893.135</u> (1)(c)2.b.	1st	Trafficking in hydrocodone, 50 grams or more, less than 100 grams.
<u>893.135</u> (1)(c)3.a.	1st	Trafficking in oxycodone, 7 grams or more, less than 14 grams.
<u>893.135</u> (1)(c)3.b.	1st	Trafficking in oxycodone, 14 grams or more, less than 25 grams.
<u>893.135</u> (1)(c)4.b.(l)	1st	Trafficking in fentanyl, 4 grams or more, less than 14 grams.
<u>893.135</u> (1)(d)1.a.	1st	Trafficking in phencyclidine, 28 grams or more, less than 200 grams.
<u>893.135(1)(e)1.</u>	1st	Trafficking in methaqualone, 200 grams or more, less than 5 kilograms.
<u>893.135(1)(f)1.</u>	1st	Trafficking in amphetamine, 14 grams or more, less than 28 grams.
<u>893.135</u> (1)(g)1.a.	1st	Trafficking in flunitrazepam, 4 grams or more, less than 14 grams.
<u>893.135</u> (1)(h)1.a.	1st	Trafficking in gamma-hydroxybutyric acid (GHB), 1 kilogram or more, less than 5 kilograms.
<u>893.135</u> (1)(j)1.a.	1st	Trafficking in 1,4-Butanediol, 1 kilogram or more, less than 5 kilograms.
<u>893.135</u> (1)(k)2.a.	1st	Trafficking in Phenethylamines, 10 grams or more, less than 200 grams.
<u>893.135</u> (1)(m)2.a.	1st	Trafficking in synthetic cannabinoids, 280 grams or more, less than 500 grams.
<u>893.135</u> (1)(m)2.b.	1st	Trafficking in synthetic cannabinoids, 500 grams or more, less than 1,000 grams.
<u>893.135</u> (1)(n)2.a.	1st	Trafficking in n-benzyl phenethylamines, 14 grams or more, less than 100 grams.
<u>893.1351(2)</u>	2nd	Possession of place for trafficking in or manufacturing of controlled substance.
<u>896.101(5)(a)</u>	3rd	Money laundering, financial transactions exceeding \$300 but less than \$20,000.
<u>896.104(4)(a)1.</u>	3rd	Structuring transactions to evade reporting or registration requirements, financial transactions exceeding \$300 but less than \$20,000.

<u>943.0435(4)(c)</u>	2nd	Sexual offender vacating permanent residence; failure to comply with reporting requirements.
<u>943.0435(8)</u>	2nd	Sexual offender; remains in state after indicating intent to leave; failure to comply with reporting requirements.
<u>943.0435(9)(a)</u>	3rd	Sexual offender; failure to comply with reporting requirements.
<u>943.0435(13)</u>	3rd	Failure to report or providing false information about a sexual offender; harbor or conceal a sexual offender.
<u>943.0435(14)</u>	3rd	Sexual offender; failure to report and reregister; failure to respond to address verification; providing false registration information.
<u>944.607(9)</u>	3rd	Sexual offender; failure to comply with reporting requirements.
<u>944.607(10)(a)</u>	3rd	Sexual offender; failure to submit to the taking of a digitized photograph.
<u>944.607(12)</u>	3rd	Failure to report or providing false information about a sexual offender; harbor or conceal a sexual offender.
<u>944.607(13)</u>	3rd	Sexual offender; failure to report and reregister; failure to respond to address verification; providing false registration information.
<u>985.4815(10)</u>	3rd	Sexual offender; failure to submit to the taking of a digitized photograph.
<u>985.4815(12)</u>	3rd	Failure to report or providing false information about a sexual offender; harbor or conceal a sexual offender.
<u>985.4815(13)</u>	3rd	Sexual offender; failure to report and reregister; failure to respond to address verification; providing false registration information.

(h) LEVEL 8		
Florida Statute	Felony Degree	Description
<u>316.193</u> <u>(3)(c)3.a.</u>	2nd	DUI manslaughter.
<u>316.1935(4)(b)</u>	1st	Aggravated fleeing or attempted eluding with serious bodily injury or death.
<u>327.35(3)(c)3.</u>	2nd	Vessel BUI manslaughter.
<u>499.0051(6)</u>	1st	Knowing trafficking in contraband prescription drugs.
<u>499.0051(7)</u>	1st	Knowing forgery of prescription labels or prescription drug labels.
<u>560.123(8)(b)2.</u>	2nd	Failure to report currency or payment instruments totaling or exceeding \$20,000, but less than \$100,000 by money transmitter.
<u>560.125(5)(b)</u>	2nd	Money transmitter business by unauthorized person, currency or payment instruments totaling or exceeding \$20,000, but less than \$100,000.
<u>655.50(10)(b)2.</u>	2nd	Failure to report financial transactions totaling or exceeding \$20,000, but less than \$100,000 by financial institutions.
<u>777.03(2)(a)</u>	1st	Accessory after the fact, capital felony.
<u>782.04(4)</u>	2nd	Killing of human without design when engaged in act or attempt of any felony other than arson, sexual battery, robbery, burglary, kidnapping, aggravated fleeing or eluding with serious bodily injury or death, aircraft piracy, or unlawfully discharging bomb.
<u>782.051(2)</u>	1st	<u>Attempted felony murder while perpetrating or attempting to perpetrate a felony not enumerated in s. 782.04(3).</u>
<u>782.071(1)(b)</u>	1st	Committing vehicular homicide and failing to render aid or give information.
<u>782.072(2)</u>	1st	Committing vessel homicide and failing to render aid or give information.
<u>787.06(3)(a)1.</u>	1st	Human trafficking for labor and services of a child.
<u>787.06(3)(b)</u>	1st	Human trafficking using coercion for commercial sexual activity of an adult.
<u>787.06(3)(c)2.</u>	1st	Human trafficking using coercion for labor and services of an unauthorized alien adult.
<u>787.06(3)(e)1.</u>	1st	Human trafficking for labor and services by the transfer or transport of a child from outside Florida to within the state.
<u>787.06(3)(f)2.</u>	1st	Human trafficking using coercion for commercial sexual activity by the transfer or transport of any adult from outside Florida to within the state.

<u>790.161(3)</u>	1st	Discharging a destructive device which results in bodily harm or property damage.
<u>794.011(5)(a)</u>	1st	Sexual battery; victim 12 years of age or older but younger than 18 years; offender 18 years or older; offender does not use physical force likely to cause serious injury.
<u>794.011(5)(b)</u>	2nd	Sexual battery; victim and offender 18 years of age or older; offender does not use physical force likely to cause serious injury.
<u>794.011(5)(c)</u>	2nd	Sexual battery; victim 12 years of age or older; offender younger than 18 years; offender does not use physical force likely to cause injury.
<u>794.011(5)(d)</u>	1st	Sexual battery; victim 12 years of age or older; offender does not use physical force likely to cause serious injury; prior conviction for specified sex offense.
<u>794.08(3)</u>	2nd	Female genital mutilation, removal of a victim younger than 18 years of age from this state.
<u>800.04(4)(b)</u>	2nd	Lewd or lascivious battery.
<u>800.04(4)(c)</u>	1st	Lewd or lascivious battery; offender 18 years of age or older; prior conviction for specified sex offense.
<u>806.01(1)</u>	1st	Maliciously damage dwelling or structure by fire or explosive, believing person in structure.
<u>810.02(2)(a)</u>	1st,PBL	Burglary with assault or battery.
<u>810.02(2)(b)</u>	1st,PBL	Burglary; armed with explosives or dangerous weapon.
<u>810.02(2)(c)</u>	1st	Burglary of a dwelling or structure causing structural damage or \$1,000 or more property damage.
<u>812.014(2)(a)2.</u>	1st	Property stolen; cargo valued at \$50,000 or more, grand theft in 1st degree.
<u>812.13(2)(b)</u>	1st	Robbery with a weapon.
<u>812.135(2)(c)</u>	1st	Home-invasion robbery, no firearm, deadly weapon, or other weapon.
<u>817.418(2)(b)</u>	2nd	Offering for sale or advertising personal protective equipment with intent to defraud; second or subsequent offense.
<u>817.504(1)(b)</u>	2nd	Offering or advertising a vaccine with intent to defraud; second or subsequent offense.
<u>817.505(4)(c)</u>	1st	Patient brokering; 20 or more patients.
<u>817.535(2)(b)</u>	2nd	Filing false lien or other unauthorized document; second or subsequent offense.
<u>817.535(3)(a)</u>	2nd	Filing false lien or other unauthorized document; property owner is a public officer or employee.
<u>817.535(4)(a)1.</u>	2nd	Filing false lien or other unauthorized document; defendant is incarcerated or under supervision.
<u>817.535(5)(a)</u>	2nd	Filing false lien or other unauthorized document; owner of the property incurs financial loss as a result of the false instrument.
<u>817.568(6)</u>	2nd	Fraudulent use of personal identification information of an individual under the age of 18.
<u>817.611(2)(c)</u>	1st	Traffic in or possess 50 or more counterfeit credit cards or related documents.
<u>825.102(2)</u>	1st	Aggravated abuse of an elderly person or disabled adult.
<u>825.1025(2)</u>	2nd	Lewd or lascivious battery upon an elderly person or disabled adult.
<u>825.103(3)(a)</u>	1st	Exploiting an elderly person or disabled adult and property is valued at \$50,000 or more.
<u>837.02(2)</u>	2nd	Perjury in official proceedings relating to prosecution of a capital felony.
<u>837.021(2)</u>	2nd	Making contradictory statements in official proceedings relating to prosecution of a capital felony.
<u>860.121(2)(c)</u>	1st	Shooting at or throwing any object in path of railroad vehicle resulting in great bodily harm.
<u>860.16</u>	1st	Aircraft piracy.

<u>893.13(1)(b)</u>	1st	<u>Sell or deliver in excess of 10 grams of any substance specified in s. 893.03(1)(a) or (b).</u>
<u>893.13(2)(b)</u>	1st	<u>Purchase in excess of 10 grams of any substance specified in s. 893.03(1)(a) or (b).</u>
<u>893.13(6)(c)</u>	1st	<u>Possess in excess of 10 grams of any substance specified in s. 893.03(1)(a) or (b).</u>
<u>893.135(1)(a)2.</u>	1st	Trafficking in cannabis, more than 2,000 lbs., less than 10,000 lbs.
<u>893.135</u> (1)(b)1.b.	1st	Trafficking in cocaine, more than 200 grams, less than 400 grams.
<u>893.135</u> (1)(c)1.b.	1st	Trafficking in illegal drugs, more than 14 grams, less than 28 grams.
<u>893.135</u> (1)(c)2.c.	1st	Trafficking in hydrocodone, 100 grams or more, less than 300 grams.
<u>893.135</u> (1)(c)3.c.	1st	Trafficking in oxycodone, 25 grams or more, less than 100 grams.
<u>893.135</u> (1)(c)4.b.(II)	1st	Trafficking in fentanyl, 14 grams or more, less than 28 grams.
<u>893.135</u> (1)(d)1.b.	1st	Trafficking in phencyclidine, 200 grams or more, less than 400 grams.
<u>893.135</u> (1)(e)1.b.	1st	Trafficking in methaqualone, 5 kilograms or more, less than 25 kilograms.
<u>893.135</u> (1)(f)1.b.	1st	Trafficking in amphetamine, 28 grams or more, less than 200 grams.
<u>893.135</u> (1)(g)1.b.	1st	Trafficking in flunitrazepam, 14 grams or more, less than 28 grams.
<u>893.135</u> (1)(h)1.b.	1st	Trafficking in gamma-hydroxybutyric acid (GHB), 5 kilograms or more, less than 10 kilograms.
<u>893.135</u> (1)(j)1.b.	1st	Trafficking in 1,4-Butanediol, 5 kilograms or more, less than 10 kilograms.
<u>893.135</u> (1)(k)2.b.	1st	Trafficking in Phenethylamines, 200 grams or more, less than 400 grams.
<u>893.135</u> (1)(m)2.c.	1st	Trafficking in synthetic cannabinoids, 1,000 grams or more, less than 30 kilograms.
<u>893.135</u> (1)(n)2.b.	1st	Trafficking in n-benzyl phenethylamines, 100 grams or more, less than 200 grams.
<u>893.1351(3)</u>	1st	Possession of a place used to manufacture controlled substance when minor is present or resides there.
<u>895.03(1)</u>	1st	Use or invest proceeds derived from pattern of racketeering activity.
<u>895.03(2)</u>	1st	Acquire or maintain through racketeering activity any interest in or control of any enterprise or real property.
<u>895.03(3)</u>	1st	Conduct or participate in any enterprise through pattern of racketeering activity.
<u>896.101(5)(b)</u>	2nd	Money laundering, financial transactions totaling or exceeding \$20,000, but less than \$100,000.
<u>896.104(4)(a)2.</u>	2nd	Structuring transactions to evade reporting or registration requirements, financial transactions totaling or exceeding \$20,000 but less than \$100,000.

(i) LEVEL 9

Florida Statute	Felony Degree	Description
<u>316.193</u> (3)(c)3.b.	1st	DUI manslaughter; failing to render aid or give information.
<u>327.35</u>	1st	BUI manslaughter; failing to render aid or give information.

<u>(3)(c)3.b.</u> <u>409.92</u>	1st	Medicaid provider fraud; \$50,000 or more.
<u>(2)(b)1.c.</u> <u>499.0051(8)</u>	1st	Knowing sale or purchase of contraband prescription drugs resulting in great bodily harm.
<u>560.123(8)(b)3.</u>	1st	Failure to report currency or payment instruments totaling or exceeding \$100,000 by money transmitter.
<u>560.125(5)(c)</u>	1st	Money transmitter business by unauthorized person, currency, or payment instruments totaling or exceeding \$100,000.
<u>655.50(10)(b)3.</u>	1st	Failure to report financial transactions totaling or exceeding \$100,000 by financial institution.
<u>775.0844</u>	1st	Aggravated white collar crime.
<u>782.04(1)</u>	1st	Attempt, conspire, or solicit to commit premeditated murder.
<u>782.04(3)</u>	1st,PBL	Accomplice to murder in connection with arson, sexual battery, robbery, burglary, aggravated fleeing or eluding with serious bodily injury or death, and other specified felonies.
<u>782.051(1)</u>	1st	<u>Attempted felony murder while perpetrating or attempting to perpetrate a felony enumerated in s. 782.04(3).</u>
<u>782.07(2)</u>	1st	Aggravated manslaughter of an elderly person or disabled adult.
<u>787.01(1)(a)1.</u>	1st,PBL	Kidnapping; hold for ransom or reward or as a shield or hostage.
<u>787.01(1)(a)2.</u>	1st,PBL	Kidnapping with intent to commit or facilitate commission of any felony.
<u>787.01(1)(a)4.</u>	1st,PBL	Kidnapping with intent to interfere with performance of any governmental or political function.
<u>787.02(3)(a)</u>	1st,PBL	False imprisonment; child under age 13; perpetrator also commits aggravated child abuse, sexual battery, or lewd or lascivious battery, molestation, conduct, or exhibition.
<u>787.06(3)(c)1.</u>	1st	Human trafficking for labor and services of an unauthorized alien child.
<u>787.06(3)(d)</u>	1st	Human trafficking using coercion for commercial sexual activity of an unauthorized adult alien.
<u>787.06(3)(f)1.</u>	1st,PBL	Human trafficking for commercial sexual activity by the transfer or transport of any child from outside Florida to within the state.
<u>790.161</u>	1st	Attempted capital destructive device offense.
<u>790.166(2)</u>	1st,PBL	Possessing, selling, using, or attempting to use a weapon of mass destruction.
<u>794.011(2)</u>	1st	Attempted sexual battery; victim less than 12 years of age.
<u>794.011(2)</u>	Life	Sexual battery; offender younger than 18 years and commits sexual battery on a person less than 12 years.
<u>794.011(4)(a)</u>	1st,PBL	Sexual battery, certain circumstances; victim 12 years of age or older but younger than 18 years; offender 18 years or older.
<u>794.011(4)(b)</u>	1st	Sexual battery, certain circumstances; victim and offender 18 years of age or older.
<u>794.011(4)(c)</u>	1st	Sexual battery, certain circumstances; victim 12 years of age or older; offender younger than 18 years.
<u>794.011(4)(d)</u>	1st,PBL	Sexual battery, certain circumstances; victim 12 years of age or older; prior conviction for specified sex offenses.
<u>794.011(8)(b)</u>	1st,PBL	Sexual battery; engage in sexual conduct with minor 12 to 18 years by person in familial or custodial authority.
<u>794.08(2)</u>	1st	Female genital mutilation; victim younger than 18 years of age.
<u>800.04(5)(b)</u>	Life	Lewd or lascivious molestation; victim less than 12 years; offender 18 years or older.
<u>812.13(2)(a)</u>	1st,PBL	Robbery with firearm or other deadly weapon.
<u>812.133(2)(a)</u>	1st,PBL	Carjacking; firearm or other deadly weapon.
<u>812.135(2)(b)</u>	1st	Home-invasion robbery with weapon.
<u>817.535(3)(b)</u>	1st	Filing false lien or other unauthorized document; second or subsequent offense; property owner is a public officer or employee.

<u>817.535(4)(a)2.</u>	1st	Filing false claim or other unauthorized document; defendant is incarcerated or under supervision.
<u>817.535(5)(b)</u>	1st	Filing false lien or other unauthorized document; second or subsequent offense; owner of the property incurs financial loss as a result of the false instrument.
<u>817.568(7)</u>	2nd, PBL	Fraudulent use of personal identification information of an individual under the age of 18 by his or her parent, legal guardian, or person exercising custodial
<u>827.03(2)(a)</u>	1st	Aggravated child abuse.
<u>847.0145(1)</u>	1st	Selling, or otherwise transferring custody or control, of a minor.
<u>847.0145(2)</u>	1st	Purchasing, or otherwise obtaining custody or control, of a minor.
<u>859.01</u>	1st	Poisoning or introducing bacteria, radioactive materials, viruses, or chemical compounds into food, drink, medicine, or water with intent to kill or injure another person.
<u>893.135</u>	1st	Attempted capital trafficking offense.
<u>893.135(1)(a)3.</u>	1st	Trafficking in cannabis, more than 10,000 lbs.
<u>893.135</u> (1)(b)1.c.	1st	Trafficking in cocaine, more than 400 grams, less than 150 kilograms.
<u>893.135</u> (1)(c)1.c.	1st	Trafficking in illegal drugs, more than 28 grams, less than 30 kilograms.
<u>893.135</u> (1)(c)2.d.	1st	Trafficking in hydrocodone, 300 grams or more, less than 30 kilograms.
<u>893.135</u> (1)(c)3.d.	1st	Trafficking in oxycodone, 100 grams or more, less than 30 kilograms.
<u>893.135</u> (1)(c)4.b.(III)	1st	Trafficking in fentanyl, 28 grams or more.
<u>893.135</u> (1)(d)1.c.	1st	Trafficking in phencyclidine, 400 grams or more.
<u>893.135</u> (1)(e)1.c.	1st	Trafficking in methaqualone, 25 kilograms or more.
<u>893.135</u> (1)(f)1.c.	1st	Trafficking in amphetamine, 200 grams or more.
<u>893.135</u> (1)(h)1.c.	1st	Trafficking in gamma-hydroxybutyric acid (GHB), 10 kilograms or more.
<u>893.135</u> (1)(j)1.c.	1st	Trafficking in 1,4-Butanediol, 10 kilograms or more.
<u>893.135</u> (1)(k)2.c.	1st	Trafficking in Phenethylamines, 400 grams or more.
<u>893.135</u> (1)(m)2.d.	1st	Trafficking in synthetic cannabinoids, 30 kilograms or more.
<u>893.135</u> (1)(n)2.c.	1st	Trafficking in n-benzyl phenethylamines, 200 grams or more.
<u>896.101(5)(c)</u>	1st	Money laundering, financial instruments totaling or exceeding \$100,000.
<u>896.104(4)(a)3.</u>	1st	Structuring transactions to evade reporting or registration requirements, financial transactions totaling or exceeding \$100,000.

(j) LEVEL 10

**Florida
Statute**

**Felony
Degree**

Description

499.0051(9)

1st

Knowing sale or purchase of contraband prescription drugs resulting in death.

782.04(2)

1st,PBL

Unlawful killing of human; act is homicide, unpremeditated.

<u>782.07(3)</u>	1st	Aggravated manslaughter of a child.
<u>787.01(1)(a)3.</u>	1st,PBL	Kidnapping; inflict bodily harm upon or terrorize victim.
<u>787.01(3)(a)</u>	Life	Kidnapping; child under age 13, perpetrator also commits aggravated child abuse, sexual battery, or lewd or lascivious battery, molestation, conduct, or exhibition.
<u>787.06(3)(g)</u>	Life	Human trafficking for commercial sexual activity of a child under the age of 18 or mentally defective or incapacitated person.
<u>787.06(4)(a)</u>	Life	Selling or buying of minors into human trafficking.
<u>794.011(3)</u>	Life	Sexual battery; victim 12 years or older, offender uses or threatens to use deadly weapon or physical force to cause serious injury.
<u>812.135(2)(a)</u>	1st,PBL	Home-invasion robbery with firearm or other deadly weapon.
<u>876.32</u>	1st	Treason against the state.