

2021 Reuse Inventory

Division of Water Resource Management
Florida Department of Environmental Protection
March 2022



Table of Contents

Abbreviations Used in the Reuse Inventory Report and Appendices.....	iii
Definitions of Terms in the Reuse Inventory Report and Appendices	v
Purpose.....	1
Inventory Design.....	1
Results.....	2
Reuse Facilities.....	2
Disposal Facilities.....	3
All Facilities.....	3
Supplemental Water Supplies.....	13
Efficient and Effective Water Reuse	13
Water Resource Caution Areas.....	19
Cross-Connection Control	19
Previous Inventories and Trends.....	20
Reuse Webpage.....	23
References.....	23
Appendices.....	26
Appendix A. Reuse Systems in the Inventory	27
Appendix B. Domestic Wastewater Treatment Facilities That Reported Providing Reuse	40
Appendix C. Supplemental Water Supplies	58
Appendix D. Reclaimed Water Utilization.....	74
Appendix E. Public Access Reuse Customers and Cooling Towers	152
Appendix F. Domestic Wastewater Treatment Facilities (0.1 mgd and greater) with No Reuse or Effluent Disposal	168
Appendix G. Cross-Connection Control Activities	172
Appendix H. All Domestic Wastewater Treatment Facilities Included in the 2021 Reuse Inventory Report.....	194

List of Tables

Table 1a. Summary of Reuse Facilities/Systems and Reuse Customers Information by DEP District4

Table 1b. Summary of Reuse Facilities/Systems and Reuse Customers Information by Water Management District.....4

Table 2. Summary of Reuse Activities5

Table 3a. Reuse Flows for Reuse Types by DEP District7

Table 3b. Reuse Flows for Reuse Types by Water Management District7

Table 4a. Capacity and Flow Ratios by DEP District.....8

Table 4b. Capacity and Flow Ratios by Water Management District8

Table 5. County Capacity and Flow Ratios9

Table 6. Per Capita Reuse Information.....11

Table 7a. Summary of Offset and Recharge Flows by DEP District14

Table 7b. Summary of Offset and Recharge Flows by Water Management District145

Table 7c. County Offset and Recharge Flows Due to Water Reuse.....16

Table 8. Reuse Activity in Water Resource Caution Areas19

Table 9. Summary of DEP Reuse Inventories (1998 to Present).....21

List of Figures

Figure 1: Reclaimed Water Utilization by Flow6

Figure 2: Map of Per Capita Reuse Flow by County13

Figure 3: Florida’s Reuse Growth22

Abbreviations Used in the Reuse Inventory Report and Appendices

DEP District Offices:

NED	Northeast District (Jacksonville)
NWD	Northwest District (Pensacola)
CD	Central District (Orlando)
SED	Southeast District (West Palm Beach)
SWD	Southwest District (Temple Terrace)
SD	South District (Fort Myers)

Water Management Districts:

NFWWMD	Northwest Florida Water Management District (Havana)
SFWMD	South Florida Water Management District (West Palm Beach)
SJRWMD	St. Johns River Water Management District (Palatka)
SRWMD	Suwannee River Water Management District (Live Oak)
SWFWMD	Southwest Florida Water Management District (Brooksville)

Disinfection Levels:

HI	High-level disinfection, as described in section 62-600.440(5), Florida Administrative Code (F.A.C.)
IM	Intermediate disinfection, as described in section 62-600.440(6), F.A.C.
BA	Basic disinfection, as described in section 62-600.440(4), F.A.C.
LL	Low-level disinfection, as described in section 62-600.440(7), F.A.C.
HB	Combination of high-level and basic disinfection
NA	Information not available

Reuse Types:

PAA&LI	Public access areas and landscape irrigation
AI	Agricultural irrigation (including edible crops as well as crops used for feed and fodder grown on sprayfields)
GWR&IPR	Ground water recharge and indirect potable reuse
IND	Industrial
TF	Toilet flushing
FP	Fire protection

WL	Wetlands
OTH	Other (other permitted uses either not fitting reuse types above or not specified in rule)

Reuse Sub-types:

GCI	Golf course irrigation
RI	Residential irrigation
OPAA	Other public access areas
EC	Edible crops
OC	Other crops (i.e., sprayfields)
RIB	Rapid infiltration basins
AF	Absorption fields
SWA	Surface water augmentation
INJ	Injection
ATP	At treatment plant
AOF	At other facilities
OTH	Other (including decorative fountains, commercial laundries, cleaning of roads and sidewalks, vehicle washing, concrete making and other permitted uses not specified in rule)

Parts of Chapter 62-610, F.A.C.:

II	Slow-rate Land Application Systems; Restricted Public Access
III	Slow-rate Land Application Systems; Public Access Areas, Residential Irrigation and Edible Crops
IV	Rapid-rate Land Application Systems (Rapid Infiltration Basins and Absorption Fields)
V	Ground Water Recharge and Indirect Potable Reuse
VII	Industrial Uses of Reclaimed Water

Charges for Use of Reclaimed Water:

NRES	Non-residential
RESA	Residential

Definitions of Terms in the Reuse Inventory Report and Appendices

Disposal Types and Sub-types:

- **Deep well injection** – Deep subsurface emplacement of effluent through a well typically permitted under Chapter 62-528, F.A.C., Underground Injection Control (UIC) Program.
- **Surface water discharges** – National Pollutant Discharge Elimination System (NPDES) permitted discharge.
- **Wetlands** – NPDES permitted discharge to wetlands when not considered reuse per section 62-610.810(2)(g), F.A.C., is typically permitted under Chapter 62-611, F.A.C., Wetlands Application Rule.
- **Coastal or estuarine waters** – NPDES permitted discharge to Class II or Class III predominately marine surface waters.
- **Ocean outfall** – NPDES permitted discharge to open ocean waters per section 62-600.520, F.A.C.
- **Other surface waters** – NPDES permitted discharge to surface waters not otherwise specified, most typically Class III predominately fresh water such as rivers, lakes and streams/canals when not considered reuse pursuant to section 62-610.810, F.A.C.
- **Other** – Methods of effluent disposal not otherwise specified that do not qualify as reuse pursuant to section 62-610.810, F.A.C., including continuously loaded percolation ponds and overland flow systems.

Other Definitions (the following terms are defined for the purposes of this document only):

- **Absorption field** – A restricted access, slow-rate land application system using subsurface application for recharge to the surficial groundwater.
- **Aquifer storage and recovery (ASR)** – The injection of reclaimed water into a subsurface formation for storage and recovery of the stored reclaimed water for beneficial purposes at a later date.
- **Cross-connection** – Any temporary or permanent physical arrangement where a public water supply is connected, either directly or indirectly, with any other water supply system, such as a reclaimed water system.

- **Domestic wastewater** – Wastewater derived principally from dwellings, business buildings, institutions and the like. Domestic wastewater is also known as sanitary wastewater, sewage, and in some cases, municipal wastewater.
- **Feed and fodder crops** – Crops such as grass, hay and rye that are cut and carried to domesticated livestock as food.
- **Potable quality water offset** – The amount of potable quality water (Class F-I, G-I or G-II ground water or water meeting drinking water standards) saved through the use of reclaimed water expressed as a percentage of the total reclaimed water used. These percentages for each reuse activity are taken from Table 5 of the 2003 Water Reuse for Florida: Strategies for Effective Use of Reclaimed Water.
- **Public access area** – An area that is intended to be accessible to the general public such as golf courses, cemeteries, parks, landscape areas, hotels, motels and highway medians. Public access areas include private property and residential dwellings that are not open to the public at large. General public does not include authorized treatment plant, utilities system or reuse system (e.g., sprayfield site, industrial facility, farm, etc.) personnel.
- **Recharge fraction** – The portion of reclaimed water used in a reuse system that recharges an underlying potable quality ground water (Class F-I, G-I or G-II ground water) that is used for potable supply, or augments a Class I surface water, expressed as a percentage of the total reclaimed water used.
- **Reclaimed water** – Water that has received at least secondary treatment and basic disinfection and is reused after flowing out of a domestic wastewater treatment facility.
- **Reuse** – The deliberate application of reclaimed water in compliance with DEP rules for a beneficial purpose. Criteria used to classify projects as "reuse" are contained in section 62-610.810, F.A.C.
- **Reuse capacity** – The permitted capacity or maximum amount of reclaimed water that a reuse system can accommodate or distribute; capacities are reported in terms of million gallons per day (mgd), unless otherwise noted.
- **Reuse facility** – A domestic wastewater treatment facility utilized for the purpose of treating, stabilizing or holding wastes that provides reclaimed water to one or more reuse systems.

- **Reuse flow** – The actual flow or amount of reclaimed water being distributed to a reuse system or utilized for a reuse activity on an average annual basis; flows are reported in terms of mgd unless otherwise noted.
- **Reuse system** – A domestic wastewater facility or multiple facilities utilized for the release of reclaimed water into the environment. Criteria used to classify activities as “reuse” or “effluent disposal” are contained in section 62-610.810, F.A.C. Please note: reuse systems may also, by special contract, send and receive reclaimed water to and from other separately owned, operated and permitted reuse systems.
- **Utility** – An owner/operator of a domestic wastewater treatment facility and/or reuse system. A utility can be a public (e.g., JEA, Lee County, City of Sanibel, etc.) or private (e.g., Toho Water Authority) entity operating one or more reuse facilities/systems within that entity’s jurisdiction or area.
- **WAFR ID** – Short for Wastewater Facilities Regulation Identification, this number is a unique identification number assigned by DEP to each domestic wastewater treatment facility or master reuse system; it is also the first part of each facility’s permit number. Note: a WAFR ID beginning with “FL0” indicates that a facility has NPDES-permitted surface water discharge, while “FLA” indicates that the facility does not.
- **WWTF capacity** – The permitted capacity or maximum amount of wastewater that a wastewater treatment facility can treat; capacities are reported in terms of mgd unless otherwise noted.
- **WWTF flow** – The actual flow or amount of wastewater that flows through a wastewater treatment facility on an average annual basis; flows are reported in terms of mgd unless otherwise noted.

Purpose

Water conservation and the promotion of reuse of reclaimed water have been established in sections 403.064 and 373.250, Florida Statutes (F.S.), as formal state objectives. Florida maintains the largest and most comprehensive inventories of permitted reuse systems in the country. This inventory and future, annual updates of the inventory enable monitoring of the state's efforts to encourage and promote reuse of reclaimed water in Florida. In addition, the information contained in the inventory gives municipalities and utilities interested in developing reuse programs access to other communities and utilities that have already implemented such programs.

Inventory Design

The 2021 Reuse Inventory includes all active domestic wastewater treatment facilities having permitted capacities of 0.1 million gallons per day (mgd) or greater, including those that do not engage in reuse activities. This threshold is also the minimum treatment plant capacity that is allowed by Chapter 62-610, Florida Administrative Code (F.A.C.), to provide reclaimed water for irrigation of public access areas (such as parks and golf courses).

Chapter 62-610, F.A.C., requires owners (permittees) of domestic wastewater facilities having permitted capacities of 0.1 mgd and greater that provide reclaimed water for reuse to submit annual reuse reports on Florida Department of Environmental Protection (DEP) Form 62-610.300(3)(a)2., F.A.C. These annual reports are the basis for this inventory.

The forms for the 2021 Reuse Inventory were due on Jan. 1, 2022, which covers a reporting period of Oct. 1, 2020, through Sept. 30, 2021. Information obtained from the report forms was entered into DEP's wastewater facility regulation (WAFR) database. DEP received 91% of the required 2021 annual reuse reports. The following report was compiled based on the information submitted by the facilities in their 2021 annual reuse report, and from facility information found in DEP's WAFR database.

In addition to the reuse reports received from the owners and operators of the wastewater treatment facilities and reuse systems, flow data and other information for facilities not engaged in reuse activities were obtained from DEP's WAFR database.

Results

Reuse Facilities

In 2021, a total of 455 domestic wastewater treatment facilities reported making reclaimed water available for reuse. These facilities had a permitted wastewater treatment facility (WWTF) capacity totaling 2,779 mgd and treated 1,701 mgd of domestic wastewater. These facilities served 383 reuse systems, which are listed in Appendix A. Approximately 908 mgd of reclaimed water from these facilities was reused for beneficial purposes. The total reuse capacity associated with these systems was 2,429 mgd. Appendices B¹ and D provide information on these reuse facilities and reuse systems², as well as their reuse and disposal activities.

Reclaimed water from these systems was used to irrigate 533,286 residences, 512 golf courses, 1,160 parks and 405 schools. Appendix E provides details on the numbers and types of public access reuse customers, including cooling towers and unique uses for reclaimed water. Tables 1a and 1b summarize the data in terms of the number of reuse facilities and reuse systems in each DEP district and water management district, respectively, as well as the breakdown of certain public access reuse activities, such as number of residences, golf courses, parks and schools irrigated by reclaimed water.

Table 2 provides a summary of reuse activities by reuse type, including the number of reuse systems, capacity, flow, and area for each reuse subtype. Irrigation of areas accessible to the public represented about 58% of the 908 mgd of reclaimed water reused. Figure 1 shows the percentage of reclaimed water utilization by flow for each reuse type. Tables 3a and 3b compare the types of reclaimed water utilization in each DEP district and water management district, respectively.

Approximately 6,738 acres of edible crops on 10 farms were reported to be irrigated with reclaimed water. Historically, edible crop farmland was dedicated to the production of citrus (e.g., oranges, tangerines, grapefruit, etc.).

¹ Some facilities listed in Appendix B are assigned to the county in which the reuse system is located.

² See “Other Definitions” on pages vi and vii, for an explanation of the terms “reuse facility” and “reuse system” as used in this report.

Disposal Facilities

There are about 54 active domestic wastewater treatment facilities having permitted capacities of 0.1 mgd and greater that do not provide reuse of any kind. These facilities had a total WWTF capacity of 1,052 mgd and a total WWTF flow of 527 mgd. Appendix F provides information on facilities that engage in disposal activities only.

All Facilities

The 455 domestic wastewater treatment facilities included in this report had a total WWTF capacity of 2,779 mgd and a total WWTF flow of 1,701 mgd. Appendix B³ provides information on all these facilities.

The 908 mgd of reclaimed water use represents approximately 53% of the total domestic wastewater flow in the state. The 1,701 mgd of reuse capacity represents approximately 61% of the total domestic wastewater treatment capacity in the state. Tables 4a and 4b provide the reuse capacity and flow ratios for each DEP district and water management district, respectively.

Table 5 provides a summary, by county, of the total domestic wastewater treatment plant and reuse capacities and flows for all facilities included in this report, the ratio of the reuse capacity to wastewater treatment plant capacity, and the ratio of the reuse flow to total WWTF flow.

The statewide average reuse flow per capita, including population served by onsite sewage treatment and disposal systems (e.g., septic tanks), was 38.57 gallons per day of reuse per person. Table 6 shows the per capita reuse capacities and reuse flows for each county in Florida. The per capita usage is based on 2021 population estimates from the University of Florida Bureau of Economic and Business Research *Florida Estimates of Population 2021* dated Jan. 6, 2021. Figure 2 shows the map of Florida's counties color-coded by range of reuse flow per capita.

³ The total flow from all facilities reported in Appendix B does not equal totaling all reported reuse flows in Appendix D with all reported disposal flows in Appendix F. Reasons for this include:

- (1) Use of supplemental water supplies to augment public access reclaimed water application.
- (2) Use of reclaimed water in wetland creation, restoration or enhancement activities that later gets discharged or reused again.
- (3) Use of aquifer storage and recovery wells.
- (4) Use of reclaimed water at the treatment plant that is reused again offsite or discharged.
- (5) Other minor discrepancies due to internal rounding or differences in metering at the treatment plants.

Table 1a. Summary of Reuse Facilities/Systems^(a) and Reuse Customers by DEP District

DEP District ^(b)	No. of Treatment Facilities Providing Reuse ^(c)	No. of Reuse Systems ^(c)	No. of Residences Irrigated	No. of Golf Courses Irrigated	No. of Parks Irrigated	No. of Schools Irrigated	No. of Cooling Towers ^(d)
Central (Orlando)	111	95	152,893	129	466	123	18
Northeast (Jacksonville)	80	60	106,254	69	22	23	8
Northwest (Pensacola)	63	59	6,066	21	32	9	8
Southeast (West Palm Beach)	52	44	31,935	81	74	31	4
South (Fort Myers)	64	56	103,030	112	101	36	5
Southwest (Temple Terrace)	85	69	133,108	100	465	183	36
2021 Totals	455	383	533,286	512	1,160	405	79
2020 Totals	413	408	441,250	489	1,005	384	86
Percent Change	10.17%	-6.13%	20.86%	4.70%	15.42%	5.47%	-8.14%

Table 1b. Summary of Reuse Facilities/Systems^(a) and Reuse Customers by Water Management District

Water Management District ^(b)	No. of Treatment Facilities Providing Reuse ^(c)	No. of Reuse Systems ^(c)	No. of Residences Irrigated	No. of Golf Courses Irrigated	No. of Parks Irrigated	No. of Schools Irrigated	No. of Cooling Towers ^(d)
Northwest Florida	62	58	6,066	21	32	9	8
South Florida	109	91	164,083	181	381	90	20
St. Johns River	144	112	210,327	133	234	114	10
Suwannee River	21	20	0	1	1	0	4
Southwest Florida	119	102	152,810	176	512	192	37
2021 Totals	455	383	533,286	512	1,160	405	79
2020 Totals	413	408	441,250	489	1,005	384	86
Percent Change	10.17%	-6.13%	20.86%	4.70%	15.42%	5.47%	-8.24%

Notes:

- (a) See “Other Definitions” on pages vi and vii for an explanation of the terms “reuse facility” and “reuse system” as used in this report.
- (b) A few reuse systems are physically located across jurisdictional boundaries (i.e., across more than one water management district, DEP district or county). Due to the design of the database, all the reuse systems’ reuse flows are attributed to the jurisdiction in which the majority of the reuse system is located.
- (c) The number of treatment facilities providing reuse (Appendix B) is greater than the number of reuse systems (Appendix A) because in several cases multiple treatment facilities serve one reuse system. Furthermore, a treatment facility may send reclaimed water to more than one reuse system while these facilities will be listed more than once in Appendix B, they are only counted once in the total number of facilities providing reuse.
- (d) The number of cooling towers includes once-through cooling towers at power plants as well as other commercial use cooling towers.

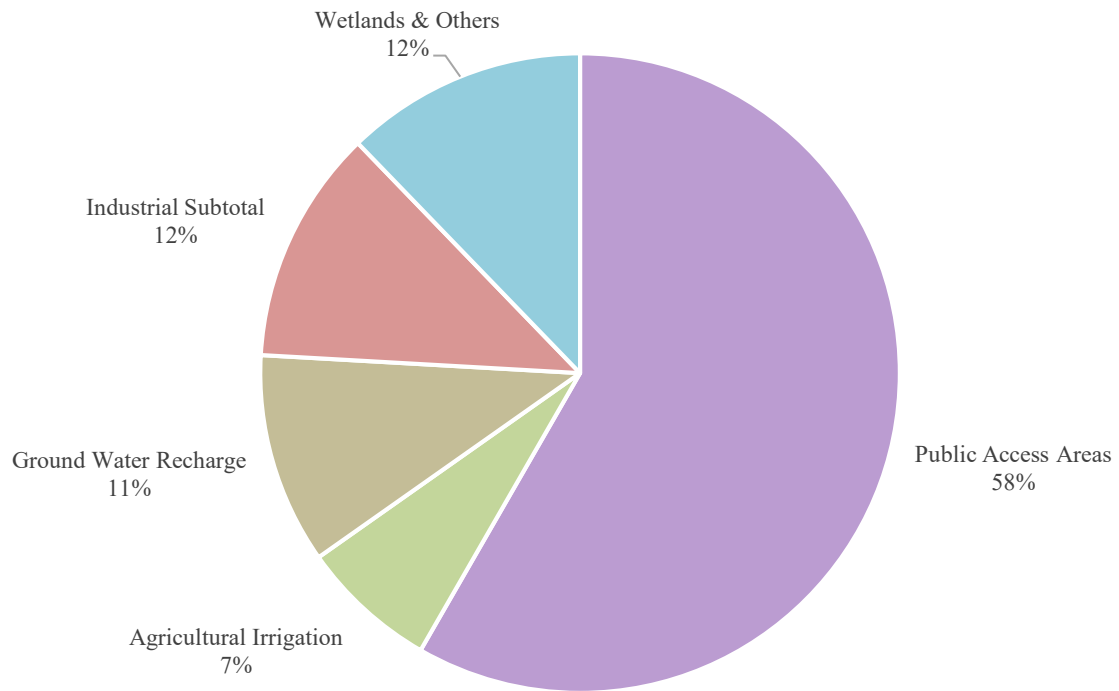
Table 2. Summary of Reuse Activities

Reuse Type	Number of Systems ^(a)	Reuse Capacity ^(b) (mgd)	Reuse Flow ^(b) (mgd)	Reported Area ^(b) (acres)
Golf Course Irrigation	183	379.7	117.3	69,746.1
Residential Irrigation	132	583.8	279.5	14,0942.4
Other Public Access Areas & Other	139	382.5	133.0	61,817.0
Public Access Areas & Landscape Irrigation Subtotal	454	1,346.08	529.82	272,505.51
Edible Crops	10	45.1	14.9	6,738.8
Other Crops	82	314.6	48.0	23,329.0
Agricultural Irrigation Subtotal	92	359.7	62.9	30,067.8
Rapid Infiltration Basins	153	236.5	81.6	9,991.1
Absorption Fields	14	4.9	2.4	191.8
Surface Water Augmentation	0	0	0	NA
Injection	3	22.9	12.9	NA
Ground Water Recharge & Indirect Potable Reuse Subtotal	170	264.3	96.9	10,182.9
At Treatment Plant	69	112.0	61.2	754.0
At Other Facilities	33	89.6	46.7	3,461.4
Industrial Subtotal	102	201.7	107.9	4,215.5
Toilet Flushing	13	2.1	0.6	NA
Fire Protection	0	0	0	NA
Wetlands	17	111.4	50.0	5,636.8
Other Uses	38	144.3	60.5	NA
2021 Totals	886	2,429.6	908.6	322,608.4
2020 Totals	357	1,833.90	883.7	275,568
Percent Change	+148.18%	+32.48%	+2.82%	+17.07%

Notes:

- (a) The numbers of systems are not additive since a single system may engage in one or more reuse activity.
- (b) Discrepancies in column totals are due to internal rounding associated with the development of this summary table; totals presented in table are calculated without rounding individual values.

Figure 1: Reclaimed Water Utilization by Flow



Note: Agriculture irrigation includes edible crops as well as feed and fodder crops (e.g., spray fields).

Table 3a. Reuse Flows (mgd) for Reuse Types by DEP District

DEP Districts	Public Access Areas	Agricultural Irrigation	Ground Water Recharge	Industrial	Other (b)	Totals
Central (Orlando)	163.58	21.4	43.14	10.06	70.68	308.86
Northeast (Jacksonville)	68.41	5.16	12.11	9.52	7.09	102.29
Northwest (Pensacola)	26.89	29.4	13.29	2.84	12.61	85.03
Southeast (West Palm Beach)	57	0.159	5.24	42.62	6.68	111.699
South (Fort Myers)	97.9	0.92	3.17	2.1	1.2	105.29
Southwest (Temple Terrace)	116.07	5.9	20	40.73	12.778	195.478
2021 Totals^(a)	529.85	62.939	96.95	107.87	111.038	908.65
2020 Totals	562.81	53.16	80.05	109.59	78.1	883.71
Percent Change	-5.86%	+18.40%	+21.11%	-1.57%	+42.17%	+2.82%

Table 3b. Reuse Flows (mgd) for Reuse Types by Water Management District

Water Management Districts	Public Access Areas	Agricultural Irrigation	Ground Water Recharge	Industrial	Other (b)	Totals
Northwest Florida	26.88	29.33	13.29	2.84	12.53	84.87
South Florida	189.25	12.75	38.57	48.32	24.5	313.39
St. Johns River	166.14	7.7	21.25	15.03	56.29	266.41
Suwannee River	0.16	5.12	1.1	0.22	0.23	6.83
Southwest Florida	147.42	8.03	22.75	41.48	17.49	237.17
2021 Totals^(a)	529.85	62.93	96.96	107.89	111.04	908.67
2020 Totals	562.81	53.16	80.05	109.59	78.1	883.71
Percent Change	-5.86%	+18.38%	+21.12%	-1.55%	+42.18%	+2.82%

Notes:

- (a) Any discrepancies in totals are due to rounding associated with developing this summary table; totals presented in table are calculated without rounding individual values.
- (b) Includes wetlands, fire protection, toilet flushing and all “other uses.”

Table 4a. Capacity and Flow Ratios by DEP District

DEP Districts	Reuse Capacity (mgd)	Total WWTF Capacity ^(b) (mgd)	Capacity Ratio ^(c)	Reuse Flow (mgd)	Total WWTF Flow ^(b) (mgd)	Flow Ratio ^(d)
Central (Orlando)	739.05	663.17	1.11	308.86	304.49	1.01
Northeast (Jacksonville)	378.53	354.59	1.07	102.3	245.86	0.42
Northwest (Pensacola)	209.1	176.3	1.19	85.02	102.03	0.83
Southeast (West Palm Beach)	217.07	843.12	0.26	111.7	628.64	0.18
South (Fort Myers)	210.97	225.9	0.93	105.29	121.45	0.87
Southwest (Temple Terrace)	674.85	516.42	1.31	195.49	298.82	0.65
2021 Totals^(a)	2,429.57	2,779.5	0.98	908.66	1,701.29	0.66^(g)

Table 4b. Capacity and Flow Ratios by Water Management District

Water Management Districts	Reuse Capacity (mgd)	Total WWTF Capacity ^(b) (mgd)	Capacity Ratio ^(c)	Reuse Flow (mgd)	Total WWTF Flow ^(b) (mgd)	Flow Ratio ^(d)	Reuse Flow that Replaces Potable-Quality Water ^(e) (mgd)	Flow Ratio for Reuse that Replaces Potable-Quality Water ^(f)
Northwest Florida	208.80	176.05	1.19	84.88	101.88	0.83	29.78	0.29
South Florida	635.98	1,280.89	0.50	313.38	827.34	0.38	249.81	0.30
St. Johns River	767.18	707.37	1.08	266.4	417.25	0.64	181.81	0.44
Suwannee River	14.51	13.02	1.11	6.83	7.24	0.94	0.6	0.08
Southwest Florida	803.1	602.16	1.33	237.18	347.58	0.68	191.32	0.55
2021 Totals^(a)	2,429.57	2,779.49	1.04	908.67	1,701.29	0.70	653.32	0.33^(g)

Notes:

- (a) Discrepancies in totaling the columns are due to internal rounding associated with the development of this table; totals presented in table are calculated without rounding individual values.
- (b) Totals include the WWTF capacity and flow of facilities 0.1 mgd and greater that do not provide reuse.
- (c) Capacity Ratio = Reuse Capacity/Total WWTF Capacity. Capacities ratios greater than 1.0 (i.e., greater than 100%) indicate the utility(s) may employ several reuse options, making the reuse capacity greater than the WWTF capacity.
- (d) Flow Ratio = Reuse Flow/Total WWTF Flow.
- (e) Reuse Flow that Replaces Potable-Quality Water includes flows for public access irrigation, irrigation of edible crops, toilet flushing, fire protection and industrial uses. Not included in this flow calculation are agriculture irrigation of other crops, absorption fields, rapid infiltration basins, wetlands and industrial reuse at the WWTF.
- (f) Flow Ratio for Reuse that Replaces Potable-Quality Water = Reuse Flow that Replaces Potable-Quality Water/Total WWTF Flow.
- (g) State average.

Table 5. County Capacity and Flow Ratios

County	Total WWTF Capacity (mgd) ^(a)	Total WWTF Flow (mgd) ^(a)	Reuse Capacity (mgd)	Reuse Flow (mgd)	Capacity Ratio ^(b)	Flow Ratio ^(c)
Alachua	27.96	20.07	33.93	19.46	1.21	0.97
Baker	0.32	0.20	0.37	0.22	1.16	1.06
Bay	24.00	14.17	27.58	8.47	1.15	0.60
Bradford	2.56	1.66	2.38	0.98	0.93	0.59
Brevard	70.03	37.71	65.99	25.32	0.94	0.67
Broward	222.98	160.78	42.09	17.82	0.19	0.11
Calhoun	0	0	0	0	0	0
Charlotte	19.60	12.13	25.00	6.28	1.28	0.52
Citrus	8.61	3.71	13.12	3.80	1.52	1.02
Clay	20.31	8.64	22.53	6.11	1.11	0.71
Collier	62.33	31.84	46.27	25.71	0.74	0.81
Columbia	0.53	0.30	0.53	0.34	1.00	1.13
De Soto	2.75	1.44	2.61	0.71	0.95	0.49
Dixie	0.64	0.32	0.32	0.58	0.50	1.84
Duval	169.10	117.56	139.79	31.05	0.83	0.26
Escambia	34.37	22.46	44.67	17.59	1.30	0.78
Flagler	17.75	9.72	31.79	8.49	1.79	0.87
Franklin	2.20	0.79	3.14	0.79	1.43	1.00
Gadsden	2.55	1.57	1.85	0.54	0.73	0.34
Gilchrist	0.45	0.23	0.45	0.23	1.00	1.00
Glades	0	0	0	0	0	0
Gulf	2.25	1.00	2.25	1.00	1.00	1.00
Hamilton	0.33	0.16	0.18	0.12	0.54	0.74
Hardee	2.38	1.39	2.38	1.39	1.00	1.00
Hendry	0.50	0.19	0.50	0.19	1.00	1.00
Hernando	18.47	5.51	22.36	5.51	1.21	1.00
Highlands	4.65	2.45	4.11	2.13	0.88	0.87
Hillsborough	173.46	110.57	80.65	46.49	0.46	0.42
Holmes	0	0	0	0	0	0
Indian River	12.02	5.50	11.83	5.50	0.98	1.00
Jackson	5.46	2.46	5.46	2.51	1.00	1.02
Jefferson	1.05	0.51	1.30	0.51	1.24	1.00
Lafayette	0.50	0.15	0.50	0.15	1.00	1.00
Lake	26.62	15.60	70.96	18.27	2.67	1.17
Lee	85.13	44.92	73.78	52.73	0.87	1.17
Leon	27.92	20.45	38.82	20.45	1.39	1.00
Levy	0.64	0.38	0.64	0.38	1.00	1.00
Liberty	0.53	0.29	0.53	0.29	1.00	1.00
Madison	0	0	0	0	0	0
Manatee	11.40	7.91	74.19	19.42	6.51	2.46
Marion	18.06	9.38	33.14	9.32	1.83	0.99

County	Total WWTF Capacity (mgd) ^(a)	Total WWTF Flow (mgd) ^(a)	Reuse Capacity (mgd)	Reuse Flow (mgd)	Capacity Ratio ^(b)	Flow Ratio ^(c)
Martin	15.06	7.57	10.51	3.98	0.70	0.53
Miami-Dade	380.50	320.63	19.55	18.84	0.05	0.06
Monroe	3.67	2.36	2.29	0.33	0.62	0.14
Nassau	3.43	2.47	5.38	2.19	1.57	0.89
Okaloosa	30.23	17.00	36.32	16.82	1.20	0.99
Okeechobee	4.10	1.12	1.63	0.60	0.40	0.54
Orange	330.23	126.86	313.89	136.29	0.95	1.07
Osceola	43.25	33.57	58.72	32.52	1.36	0.97
Palm Beach	186.93	121.62	118.74	60.52	0.64	0.50
Pasco	54.19	35.13	38.41	34.76	0.71	0.99
Pinellas	185.80	99.68	193.75	57.52	1.04	0.58
Polk	62.10	34.91	249.98	26.59	4.03	0.76
Putnam	3.95	2.04	3.95	1.79	1.00	0.88
Santa Rosa	12.74	7.73	15.67	6.32	1.23	0.82
Sarasota	47.27	26.13	56.43	17.22	1.19	0.66
Seminole	121.68	49.83	112.25	52.85	0.92	1.06
St. Johns	101.37	79.25	130.26	27.50	1.29	0.35
St. Lucie	21.54	11.42	12.72	4.44	0.59	0.39
Sumter	8.25	5.47	24.34	11.62	2.95	2.13
Suwannee	2.42	0.95	2.38	0.95	0.98	1.00
Taylor	1.65	1.20	2.45	1.20	1.48	1.00
Union	0.70	0.55	0.70	0.55	1.00	1.00
Volusia	45.04	26.07	59.76	22.69	1.33	0.87
Wakulla	1.80	1.00	1.20	1.00	0.67	1.00
Walton	29.33	11.20	28.89	7.33	0.99	0.65
Washington	1.87	1.43	1.42	1.43	0.76	1.00
Totals^(d)/Avg	2,779.49	1,701.30	2,429.56	908.67	1.12^(e)	0.81^(e)

Notes:

- (a) Totals include the WWTF capacity and flow of facilities 0.1 mgd and greater that do not provide reuse.
- (b) Capacity Ratio = Reuse Capacity/Total WWTF Capacity. Capacities ratios greater than 1.0 (i.e., greater than 100%) indicate the utility(s) may employ several reuse options, making the reuse capacity greater than the WWTF capacity.
- (c) Flow Ratio = Reuse Flow/Total WWTF Flow. Flow ratios greater than 1.0 (i.e., greater than 100%) indicate that reuse may include supplemental water supplies, reclaimed water recovered from aquifer storage recover wells, or reclaimed water that is reused at the treatment plant and then reused again off-site.
- (d) Discrepancies in totaling the columns are due to internal rounding associated with the development of this table; totals presented in table are calculated without rounding individual values.
- (e) State average.

Table 6. Per Capita Reuse Information

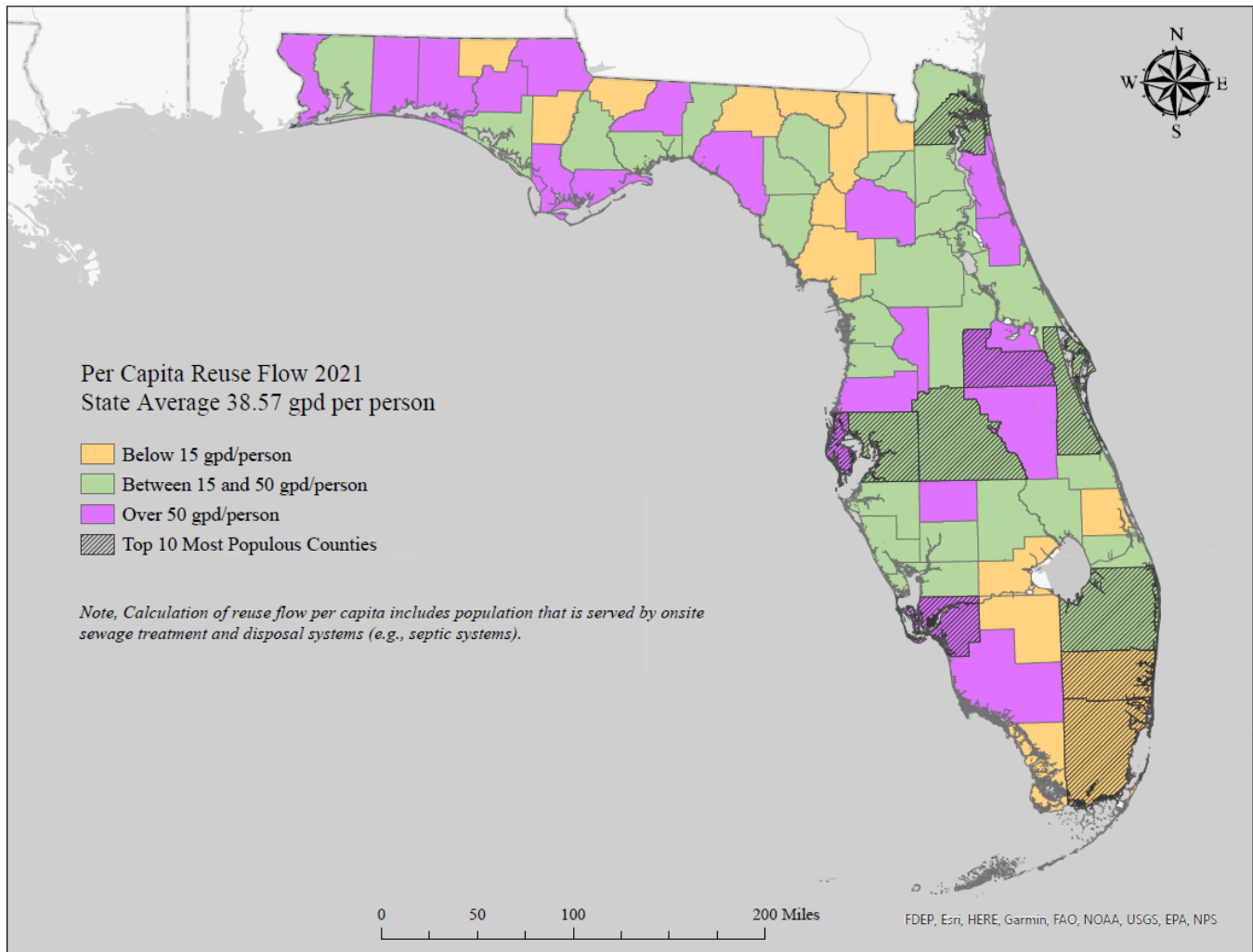
County	Population (2021) ^(a)	Reuse Capacity (gpd/person) ^(b)	Reuse Flow (gpd/person) ^(c)	Rank (flow) ^(d)	Rank (population) ^(e)
Alachua	284,607	119.23	68.38	16	24
Baker	28,692	12.97	7.53	60	50
Bay	178,282	154.69	47.49	27	30
Bradford	27,955	85.14	35.16	46	51
Brevard	616,742	107.00	41.05	13	10
Broward	1,955,375	21.53	9.11	20	2
Calhoun	13,683	0	0	64	62
Charlotte	190,570	131.17	32.93	30	29
Citrus	155,615	84.32	24.43	36	33
Clay	221,440	101.76	27.61	31	25
Collier	382,680	120.90	67.18	12	18
Columbia	69,809	7.52	4.81	56	41
De Soto	34,031	76.55	20.83	49	49
Dixie	16,804	18.92	34.75	51	58
Duval	1,016,809	137.48	30.53	9	6
Escambia	324,458	137.68	54.21	21	21
Flagler	119,662	265.63	70.95	26	35
Franklin	12,364	253.96	63.65	48	64
Gadsden	43,813	42.22	12.26	53	43
Gilchrist	18,126	24.83	12.91	59	56
Glades	12,130	0	0	65	65
Gulf	14,824	151.78	67.46	44	60
Hamilton	13,226	13.23	9.07	63	63
Hardee	25,269	94.27	55.13	42	52
Hendry	40,540	12.31	4.76	61	46
Hernando	196,540	113.75	28.05	32	27
Highlands	102,065	40.28	20.88	39	36
Hillsborough	1,490,374	54.11	31.19	6	4
Holmes	19,665	0	0	66	55
Indian River	161,702	73.16	34.01	33	31
Jackson	47,198	115.75	53.25	37	42
Jefferson	14,590	89.17	34.68	54	61
Lafayette	7,937	62.37	18.77	62	66
Lake	400,142	177.33	45.65	19	17
Lee	782,579	94.28	67.38	5	8
Leon	295,921	131.18	69.11	15	22
Levy	43,577	14.71	8.61	55	45
Liberty	7,464	71.01	38.59	58	67
Madison	18,122	0	0	67	57
Manatee	411,209	180.41	47.24	17	15

County	Population (2021) ^(a)	Reuse Capacity (gpd/person) ^(b)	Reuse Flow (gpd/person) ^(c)	Rank (flow) ^(d)	Rank (population) ^(e)
Marion	381,176	86.93	24.45	25	19
Martin	159,053	66.06	25.02	35	32
Miami-Dade	2,731,939	7.16	6.90	18	1
Monroe	83,411	27.43	3.90	57	38
Nassau	93,012	57.82	23.59	38	37
Okaloosa	213,204	170.36	78.89	23	26
Okeechobee	39,148	41.69	15.35	50	47
Orange	1,457,940	215.30	93.48	1	5
Osceola	406,460	144.47	80.02	8	16
Palm Beach	1,502,495	79.03	40.28	2	3
Pasco	575,891	66.70	60.36	7	11
Pinellas	964,490	200.88	59.64	3	7
Polk	748,365	334.04	35.53	11	9
Putnam	73,673	53.62	24.35	40	40
Santa Rosa	191,911	81.67	32.91	29	28
Sarasota	441,508	127.81	38.99	22	14
Seminole	477,455	235.11	110.68	4	13
St. Johns	285,533	456.21	96.30	10	23
St. Lucie	340,060	37.39	13.07	34	20
Sumter	134,593	180.84	86.30	24	34
Suwannee	43,676	54.49	21.83	47	44
Taylor	20,957	116.91	57.46	43	54
Union	15,799	44.31	34.88	52	59
Volusia	563,358	106.07	40.27	14	12
Wakulla	34,311	34.83	29.00	45	48
Walton	77,941	370.69	94.00	28	39
Washington	24,995	56.65	57.05	41	53
Florida^(g)	21,898,945	102.19	38.57^(f)		

Notes:

- (a) 2021 Florida Estimates of Population from the University of Florida Bureau of Economic and Business Research, January 2022. <https://www.bebr.ufl.edu/population>
- (b) Reuse Capacity = Reuse Capacity (gpd)/Population. Gallons per day (gpd) are equivalent to mgd divided by one million.
- (c) Reuse Flow = Reuse Flow (gpd)/Population.
- (d) Counties ranked from highest rate of reuse flow per capita to lowest rate of reuse flow per capita (e.g., county with highest rate of reuse flow per capita is ranked No. 1; counties with no reuse flow per capita are tied for last place).
- (e) Counties ranked according to population capita (e.g., county with highest population is ranked No. 1).
- (f) State average.
- (g) Discrepancies in calculating per capita statistics are due to internal rounding associated with the development of these tables; values presented in this table are calculated without rounding individual values.

Figure 2: Map of Per Capita Reuse Flow by County



Supplemental Water Supplies

Some reuse systems use other sources of water to augment the reclaimed water supply. In 2021, a total of 379 reuse systems in Florida used 22 mgd of surface water, 19.33 mgd of ground water, 1.23 mgd of stormwater, 12.74 mgd of drinking water, and 1,754 mgd from other sources to supplement reclaimed water supplies for a total of 1,809.3 mgd of supplemental water used in 2021. Appendix C details the 379 reuse systems in the state which use supplemental water supplies and summarizes the flows by county.

Efficient and Effective Water Reuse

In 2003, *Water Reuse for Florida: Strategies for Effective Use of Reclaimed Water*, also known as the "Strategies Report," was published. The report identifies strategies for increasing the efficient and

effective use of reclaimed water. Two concepts introduced in the report, "potable quality water offset" and "recharge fraction," will play increasingly important roles in shaping efficient and effective water reuse in Florida.

“Potable quality water offset” means the amount of potable quality water (Class F-I, G-I or G-II ground water or water meeting drinking water standards) saved through the use of reclaimed water expressed as a percentage of the total reclaimed water used. “Recharge fraction” means the portion of reclaimed water used in a reuse system that recharges an underlying potable quality ground water (Class F-I, G-I or G-II ground water) that is used for potable supply, or augments a Class I surface water, expressed as a percentage of the total reclaimed water used.

The 908 mgd of reclaimed water used in 2021 is estimated to have offset (i.e., avoided) the use of 426 mgd (approximately 155 billion gallons per year) of potable quality water while serving to add 286 mgd (approximately 104 billion gallons per year) back to available water supplies.

Tables 7a and 7b summarize the amount of potable quality water offset and recharge flow achieved within each DEP district and water management district, respectively. Table 7c details the amount of reclaimed water used to offset and recharge potable quality water by county.

Table 7a. Summary of Offset and Recharge Flows by DEP District

DEP District	Total Flow (mgd)	Offset Flow^(a) (mgd)	Recharge Flow^(a) (mgd)
Central (Orlando)	238.3	109.1	102.3
Northeast (Jacksonville)	95.4	46.7	37.5
Northwest (Pensacola)	72.6	36.6	29.9
Southeast (West Palm Beach)	105.1	77.6	18.8
South (Fort Myers)	104.3	54.4	35.4
Southwest (Temple Terrace)	182.7	101.6	62.8
2021 Totals^(b)	798.3	425.9	286.7

Table 7b. Summary of Offset and Recharge Flows by Water Management District

Water Management District	Total Flow (mgd)	Offset Flow^(a) (mgd)	Recharge Flow^(a) (mgd)
Northwest Florida	72.6	36.6	29.9
South Florida	232.2	139.3	67.3
St. Johns River	287.4	134.9	119.61
Suwannee River	5.5	2.9	2.3
Southwest Florida	200.6	112.2	67.7
2021 Totals^(b)	798.3	425.9	286.7

Notes:

- (a) The offset and recharge flows were calculated using values from Table 5 of the Strategies Report. See Table 7c for details.
- (b) Discrepancies in totaling the columns are due to internal rounding associated with the development of this table; totals presented in table are calculated without rounding individual values.

Table 7c. County Offset and Recharge Flows Due to Water Reuse

County	GCI Reuse Flow	GCI Offset Flow	GCI RF ^(b)	RI Reuse Flow	RI Offset Flow	RI RF ^(b)	OPAA Reuse Flow	OPAA Offset Flow	OPAA RF ^(b)	GWR& IPR Reuse Flow	GWR& IPR RF ^(b)	AI Reuse Flow	AI Offset Flow	AI RF ^(b)	IND, TF, FP Reuse Flow	IND, TF, FP Offset Flow	Total Flow	Total Offset Flow	Total RF ^(b)
Alachua	0.216	0.162	0.022	1.715	0.686	0.772	0.458	0.275	0.138	7.932	7.139	0.975	0.585	0.341	1.801	1.801	13.097	3.509	8.411
Baker	0.000	0.000	0.000	0.000	0.000	0.000	0.000	0.000	0.000	0.107	0.096	0.032	0.019	0.011	0.077	0.077	0.216	0.096	0.108
Bay	0.062	0.046	0.006	2.322	0.929	1.045	0.888	0.533	0.266	0.110	0.099	0.000	0.000	0.000	0.013	0.013	3.395	1.521	1.417
Bradford	0.000	0.000	0.000	0.000	0.000	0.000	0.000	0.000	0.000	0.000	0.000	0.983	0.590	0.344	0.000	0.000	0.983	0.590	0.344
Brevard	1.793	1.344	0.179	17.364	6.946	7.814	1.573	0.944	0.472	0.843	0.759	0.549	0.329	0.192	1.337	1.337	23.458	10.900	9.416
Broward	2.884	2.163	0.288	4.254	1.702	1.914	0.799	0.479	0.240	0.293	0.264	0.000	0.000	0.000	9.203	9.203	17.432	13.546	2.706
Calhoun	0.000	0.000	0.000	0.000	0.000	0.000	0.000	0.000	0.000	0.000	0.000	0.000	0.000	0.000	0.000	0.000	0.000	0.000	0.000
Charlotte	3.847	2.885	0.385	1.596	0.638	0.718	0.272	0.163	0.082	0.163	0.147	0.000	0.000	0.000	0.398	0.398	6.276	4.085	1.331
Citrus	0.438	0.329	0.044	0.000	0.000	0.000	0.000	0.000	0.000	2.201	1.981	0.865	0.519	0.303	0.298	0.298	3.802	1.146	2.327
Clay	0.649	0.487	0.065	4.848	1.939	2.182	0.000	0.000	0.000	0.351	0.315	0.000	0.000	0.000	0.199	0.199	6.047	2.625	2.562
Collier	8.073	6.055	0.807	13.195	5.278	5.938	3.860	2.316	1.158	0.470	0.423	0.110	0.066	0.039	0.000	0.000	25.708	13.715	8.365
Columbia	0.000	0.000	0.000	0.000	0.000	0.000	0.000	0.000	0.000	0.000	0.000	0.187	0.112	0.065	0.149	0.149	0.336	0.261	0.065
DeSoto	0.070	0.053	0.007	0.052	0.021	0.023	0.106	0.064	0.032	0.000	0.000	0.477	0.286	0.167	0.000	0.000	0.705	0.423	0.229
Dixie	0.000	0.000	0.000	0.000	0.000	0.000	0.000	0.000	0.000	0.000	0.000	0.584	0.350	0.204	0.000	0.000	0.584	0.350	0.204
Duval	2.600	1.950	0.260	17.090	6.836	7.691	4.355	2.613	1.307	0.337	0.303	0.080	0.048	0.028	6.583	6.583	31.045	18.030	9.588
Escambia	0.000	0.000	0.000	0.000	0.000	0.000	11.467	6.880	3.440	0.000	0.000	0.000	0.000	0.000	0.040	0.040	11.507	6.920	3.440
Flagler	2.165	1.624	0.217	3.953	1.581	1.779	0.123	0.074	0.037	2.116	1.904	0.000	0.000	0.000	0.000	0.000	8.357	3.279	3.937
Franklin	0.261	0.196	0.026	0.000	0.000	0.000	0.150	0.090	0.045	0.000	0.000	0.316	0.190	0.111	0.060	0.060	0.787	0.535	0.182
Gadsden	0.000	0.000	0.000	0.000	0.000	0.000	0.000	0.000	0.000	0.213	0.192	0.254	0.152	0.089	0.070	0.070	0.537	0.222	0.281
Gilchrist	0.000	0.000	0.000	0.000	0.000	0.000	0.000	0.000	0.000	0.000	0.000	0.234	0.140	0.082	0.000	0.000	0.234	0.140	0.082
Glades	0.000	0.000	0.000	0.000	0.000	0.000	0.000	0.000	0.000	0.000	0.000	0.000	0.000	0.000	0.000	0.000	0.000	0.000	0.000
Gulf	0.000	0.000	0.000	0.000	0.000	0.000	0.000	0.000	0.000	0.850	0.765	0.150	0.090	0.053	0.000	0.000	1.000	0.090	0.818
Hamilton	0.000	0.000	0.000	0.000	0.000	0.000	0.000	0.000	0.000	0.000	0.000	0.120	0.072	0.042	0.000	0.000	0.120	0.072	0.042
Hardee	0.000	0.000	0.000	0.000	0.000	0.000	0.000	0.000	0.000	0.109	0.098	0.202	0.121	0.071	0.822	0.822	1.133	0.943	0.169
Hendry	0.000	0.000	0.000	0.000	0.000	0.000	0.000	0.000	0.000	0.193	0.174	0.000	0.000	0.000	0.000	0.000	0.193	0.000	0.174
Hernando	1.741	1.306	0.174	0.094	0.038	0.042	0.027	0.016	0.008	2.936	2.642	0.000	0.000	0.000	0.714	0.714	5.512	2.074	2.867
Highlands	0.000	0.000	0.000	0.000	0.000	0.000	0.027	0.016	0.008	2.085	1.877	0.000	0.000	0.000	0.000	0.000	2.112	0.016	1.885
Hillsborough	2.811	2.108	0.281	14.838	5.935	6.677	4.741	2.845	1.422	5.491	4.942	0.103	0.062	0.036	16.494	16.494	44.478	27.444	13.358
Holmes	0.000	0.000	0.000	0.000	0.000	0.000	0.000	0.000	0.000	0.000	0.000	0.000	0.000	0.000	0.000	0.000	0.000	0.000	0.000
Indian River	2.955	2.216	0.296	0.000	0.000	0.000	0.000	0.000	0.000	0.338	0.304	0.000	0.000	0.000	0.000	0.000	3.293	2.216	0.600
Jackson	0.000	0.000	0.000	0.000	0.000	0.000	0.000	0.000	0.000	0.000	0.000	2.457	1.474	0.860	0.056	0.056	2.513	1.530	0.860

Florida Department of Environmental Protection
2021 Reuse Inventory

County	GCI Reuse Flow	GCI Offset Flow	GCI RF ^(b)	RI Reuse Flow	RI Offset Flow	RI RF ^(b)	OPAA Reuse Flow	OPAA Offset Flow	OPAA RF ^(b)	GWR& IPR Reuse Flow	GWR& IPR RF ^(b)	AI Reuse Flow	AI Offset Flow	AI RF ^(b)	IND, TF, FP Reuse Flow	IND, TF, FP Offset Flow	Total Flow	Total Offset Flow	Total RF ^(b)
Jefferson	0.000	0.000	0.000	0.000	0.000	0.000	0.000	0.000	0.000	0.000	0.000	0.430	0.258	0.151	0.076	0.076	0.506	0.334	0.151
Lafayette	0.000	0.000	0.000	0.000	0.000	0.000	0.000	0.000	0.000	0.149	0.134	0.000	0.000	0.000	0.000	0.000	0.149	0.000	0.134
Lake	2.061	1.546	0.206	7.208	2.883	3.244	3.194	1.916	0.958	3.264	2.938	2.217	1.330	0.776	0.235	0.235	18.180	7.911	8.122
Lee	9.588	7.191	0.959	35.429	14.172	15.943	5.087	3.052	1.526	0.260	0.234	0.000	0.000	0.000	1.350	1.350	51.714	25.765	18.662
Leon	0.000	0.000	0.000	0.000	0.000	0.000	0.595	0.357	0.179	0.406	0.365	17.151	10.291	6.003	2.300	2.300	20.452	12.948	6.547
Levy	0.000	0.000	0.000	0.000	0.000	0.000	0.000	0.000	0.000	0.375	0.338	0.000	0.000	0.000	0.000	0.000	0.375	0.000	0.338
Liberty	0.000	0.000	0.000	0.000	0.000	0.000	0.000	0.000	0.000	0.288	0.259	0.000	0.000	0.000	0.000	0.000	0.288	0.000	0.259
Madison	0.000	0.000	0.000	0.000	0.000	0.000	0.000	0.000	0.000	0.000	0.000	0.000	0.000	0.000	0.000	0.000	0.000	0.000	0.000
Manatee	1.806	1.354	0.181	10.072	4.029	4.532	4.559	2.735	1.368	0.257	0.231	2.150	1.290	0.752	0.581	0.581	19.424	9.989	7.064
Marion	1.621	1.216	0.162	0.028	0.011	0.013	0.080	0.048	0.024	0.908	0.817	4.255	2.553	1.489	0.086	0.086	6.978	3.914	2.505
Martin	2.646	1.984	0.265	0.550	0.220	0.248	0.508	0.305	0.152	0.225	0.203	0.000	0.000	0.000	0.051	0.051	3.980	2.560	0.867
Miami-Dade	0.000	0.000	0.000	0.000	0.000	0.000	0.000	0.000	0.000	4.113	3.702	0.000	0.000	0.000	14.729	14.729	18.842	14.729	3.702
Monroe	0.187	0.140	0.019	0.109	0.044	0.049	0.007	0.004	0.002	0.000	0.000	0.000	0.000	0.000	0.019	0.019	0.322	0.207	0.070
Nassau	1.343	1.007	0.134	0.000	0.000	0.000	0.000	0.000	0.000	0.182	0.164	0.000	0.000	0.000	0.381	0.381	1.906	1.388	0.298
Okaloosa	0.973	0.730	0.097	2.086	0.834	0.939	0.963	0.578	0.289	9.494	8.545	2.885	1.731	1.010	0.045	0.045	16.446	3.918	10.879
Okeechobee	0.000	0.000	0.000	0.000	0.000	0.000	0.000	0.000	0.000	0.000	0.000	0.159	0.095	0.056	0.000	0.000	0.159	0.095	0.056
Orange	5.940	4.455	0.594	11.075	4.430	4.984	40.505	24.303	12.152	24.809	22.328	12.147	7.288	4.252	2.092	2.092	96.568	42.568	44.309
Osceola	3.340	2.505	0.334	11.846	4.738	5.331	4.464	2.678	1.339	10.157	9.141	0.405	0.243	0.142	2.311	2.311	32.523	12.476	16.287
Palm Beach	19.427	14.570	1.943	11.659	4.664	5.247	7.102	4.261	2.131	0.114	0.103	0.000	0.000	0.000	18.605	18.605	56.908	42.100	9.423
Pasco	2.353	1.765	0.235	12.229	4.892	5.503	5.705	3.423	1.712	6.284	5.656	0.599	0.359	0.210	1.059	1.059	28.229	11.498	13.315
Pinellas	5.403	4.053	0.540	33.175	13.270	14.929	8.486	5.091	2.546	0.000	0.000	0.008	0.005	0.003	8.840	8.840	55.912	31.259	18.017
Polk	0.926	0.695	0.093	2.847	1.139	1.281	3.824	2.294	1.147	2.728	2.455	1.973	1.184	0.690	11.922	11.922	24.219	17.233	5.667
Putnam	1.680	1.260	0.168	0.000	0.000	0.000	0.000	0.000	0.000	0.114	0.103	0.000	0.000	0.000	0.000	0.000	1.794	1.260	0.271
Santa Rosa	2.431	1.823	0.243	1.234	0.494	0.555	0.199	0.119	0.060	0.690	0.621	0.601	0.361	0.210	0.219	0.219	5.374	3.016	1.689
Sarasota	6.755	5.066	0.676	6.795	2.718	3.058	2.849	1.709	0.855	0.000	0.000	0.329	0.197	0.115	0.487	0.487	17.215	10.178	4.703
Seminole	0.485	0.364	0.049	13.879	5.552	6.246	8.954	5.372	2.686	1.630	1.467	1.166	0.700	0.408	3.588	3.588	29.702	15.575	10.855
St. Johns	4.328	3.246	0.433	18.390	7.356	8.276	4.340	2.604	1.302	0.081	0.073	0.000	0.000	0.000	0.354	0.354	27.493	13.560	10.083
St. Lucie	1.630	1.223	0.163	2.576	1.030	1.159	0.014	0.008	0.004	0.158	0.142	0.000	0.000	0.000	0.066	0.066	4.444	2.327	1.469
Sumter	5.812	4.359	0.581	1.460	0.584	0.657	0.436	0.262	0.131	0.203	0.183	0.412	0.247	0.144	0.000	0.000	8.323	5.452	1.696
Suwannee	0.158	0.119	0.016	0.000	0.000	0.000	0.000	0.000	0.000	0.269	0.242	0.519	0.311	0.182	0.000	0.000	0.946	0.430	0.440
Taylor	0.000	0.000	0.000	0.000	0.000	0.000	0.000	0.000	0.000	0.099	0.089	0.898	0.539	0.314	0.207	0.207	1.204	0.746	0.404
Union	0.000	0.000	0.000	0.000	0.000	0.000	0.000	0.000	0.000	0.000	0.000	0.551	0.331	0.193	0.000	0.000	0.551	0.331	0.193

Florida Department of Environmental Protection
2021 Reuse Inventory

County	GCI Reuse Flow	GCI Offset Flow	GCI RF ^(b)	RI Reuse Flow	RI Offset Flow	RI RF ^(b)	OPAA Reuse Flow	OPAA Offset Flow	OPAA RF ^(b)	GWR&IPR Reuse Flow	GWR&IPR RF ^(b)	AI Reuse Flow	AI Offset Flow	AI RF ^(b)	IND, TF, FP Reuse Flow	IND, TF, FP Offset Flow	Total Flow	Total Offset Flow	Total RF ^(b)
Volusia	3.039	2.279	0.304	15.565	6.226	7.004	1.861	1.117	0.558	1.323	1.191	0.247	0.148	0.086	0.522	0.522	22.557	10.292	9.144
Wakulla	0.000	0.000	0.000	0.000	0.000	0.000	0.000	0.000	0.000	0.000	0.000	0.947	0.568	0.331	0.048	0.048	0.995	0.616	0.331
Walton	2.234	1.675	0.223	0.000	0.000	0.000	0.000	0.000	0.000	1.000	0.900	4.069	2.441	1.424	0.024	0.024	7.326	4.140	2.548
Washington	0.597	0.448	0.060	0.000	0.000	0.000	0.427	0.256	0.128	0.241	0.217	0.141	0.085	0.049	0.020	0.020	1.426	0.809	0.454
Total	117.33	87.99	11.73	279.53	111.81	125.79	133.00	79.80	39.90	96.96	87.26	62.94	37.76	22.03	108.53	108.53	798.29	425.90	286.72

Notes:

- (a) These totals do not include flows to reuse activities that do not represent an offset to potable quality water or aquifer recharge, such as wetlands, decorative fountains and storage purposes.
- (b) RF = recharge flow - the portion of reuse flow that is recharged to water supplies.
- (c) The offset and recharge flows were calculated by multiplying the total flow for a reuse activity by the percentages of potable quality offset and recharge fraction for that reuse activity as prescribed in Table 5 of the Strategies Report seen below:

Reuse Activity	Potable Quality Water Offset (%)	Recharge Fraction (%)	Justification Using Table 5 of Strategies Report
Golf Course Irrigation (GCI)	75	10	Efficient landscape irrigation
Residential Irrigation (RI)	40	45	Rounded averages of efficient and inefficient residential irrigation
Other Public Access Areas (OPAA)	60	30	Rounded averages of efficient and inefficient landscape irrigation
Ground Water Recharge & Indirect Potable Reuse (GWR&IPR)	0	90	High Desirability – rapid infiltration basins
Agricultural Irrigation (AI)	60	35	Rounded averages of efficient and inefficient agricultural irrigation
Industrial Uses (IND), Toilet Flushing (TF), and Fire Protection (FP)	100	0	High Desirability – cooling towers, toilet flushing and fire protection

Water Resource Caution Areas

Water resource caution areas (WRCAs) are areas that have critical water supply problems or are projected to have critical water supply problems within the next 20 years. Originally, water reuse was required only within these water resource caution areas, unless such reuse is not economically, environmentally, or technically feasible as determined by a reuse feasibility study. Currently, Chapter 62-40, F.A.C., requires use of reclaimed water statewide. Domestic wastewater facilities located within, discharging within, or serving a population within designated water resource caution areas are required to prepare reuse feasibility studies before receiving a domestic wastewater permit. Table 8 summarizes information about reuse systems located within WRCAs and those located outside of WRCAs.

Table 8. Reuse Activity in Water Resource Caution Areas

Reuse Activity	Inside WRCA	Outside WRCA	Total
Number of Reuse Systems	307	76	383
Number of WWTFs Providing Reuse	377	78	455
Number of WWTFs with no Reuse (Disposal Only)	47	7	54
Total Wastewater Capacity (mgd)	2,586	193	2,779
Total Wastewater Flow (mgd)	1,586	115	1,701
Reuse Capacity (mgd)	2,171	258	2,429
Reuse Flow (mgd)	810	98	908
Public Access Reuse Flow (mgd) ^(a)	497	32	529
Edible Crops Reuse Flow (mgd)	14.8	0.13	14.9

Note:

- (a) This includes irrigation of residential landscapes, golf courses, schools, parks and other public access reuse such as toilet flushing and fire protection.

Cross-Connection Control

Cross-connections between reclaimed water lines and potable water lines are strictly prohibited in Florida. In 1999, reporting requirements for cross-connection control activities were added to the Annual Reuse Report Form. Appendix G summarizes cross-connection control activities reported by reuse systems for the Oct. 1, 2020, to Sept. 30, 2021, reporting period.

Of the 222 reuse systems that reported cross-connection control activities, 10 reuse systems reported identifying and eliminating one or more cross-connections. A total of 34,749 new connections to public

access reuse systems were reported to occur during the reporting period. A reported 34,731 (99.9%) of the new connections were inspected to ensure that no cross-connections had been created.

The 2012 *Guidelines for Water Reuse* published by the U.S. Environmental Protection Agency (EPA) provides guidelines for establishing cross-connection prevention and control programs. Utilities should consult the EPA Guidelines for implementation and enforcement of cross-connection control programs.

Previous Inventories and Trends

DEP has published reuse inventories since 1998. Table 9 shows a summary of the total number of domestic wastewater treatment facilities providing water for reuse, reuse capacities and capacity ratios of the reuse facilities, and average reuse flow rates and flow ratios recorded for these previous inventories and the 2021 inventory. Figure 3 presents the growth of Florida's reuse capacity and flow. The capacity and flow ratios are also presented in Figure 3.

Table 9. Summary of DEP Reuse Inventories (1998 to Present)

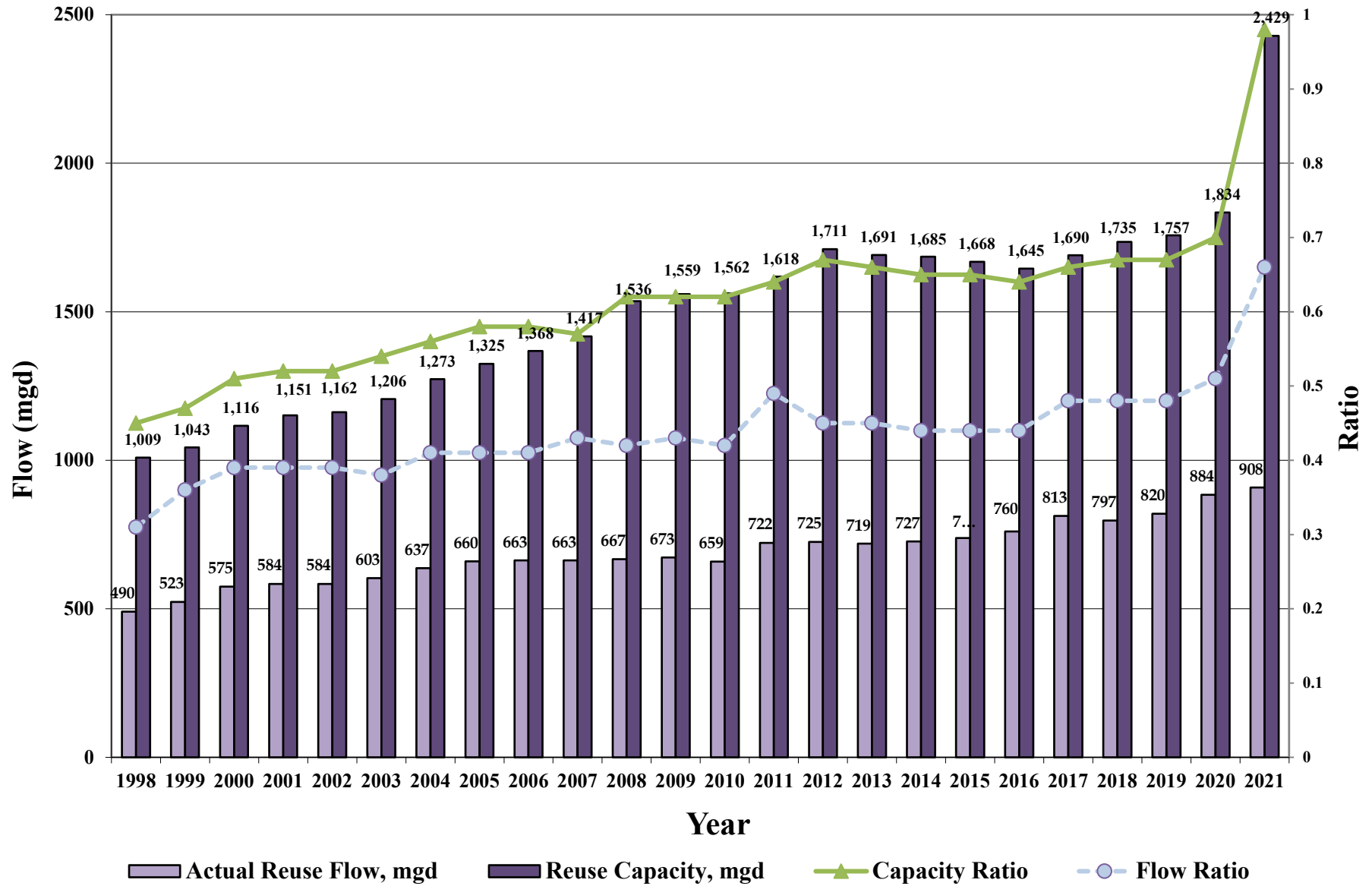
Report Year	No. of Facilities Providing Reuse	Reuse Capacity (mgd)	Capacity Ratio ^(a)	Reuse Flow (mgd)	Flow Ratio ^(b)
1998	451	1,009	0.45	490	0.31
1999	459	1,043	0.47	523	0.36
2000	457	1,116	0.51	575	0.39
2001	461	1,151	0.52	584	0.39
2002	467	1,162	0.52	584	0.39
2003	469	1,206	0.54	603	0.38
2004	468	1,273	0.56	637	0.41
2005	465	1,325	0.58	660	0.41
2006	468	1,368	0.58	663	0.41
2007	475	1,417	0.57	663	0.43
2008	481	1,536	0.62	667	0.42
2009	484	1,559	0.62	673	0.43
2010	482	1,562	0.62	659	0.42
2011	487	1,618	0.64	722	0.49
2012	486	1,711	0.67	725	0.45
2013	482	1,691	0.66	719	0.45
2014	477	1,685	0.65	727	0.44
2015	478	1,668	0.65	738	0.44
2016	478	1,645	0.64	760	0.44
2017	477	1,690	0.66	813	0.48
2018	478	1,735	0.67	797	0.48
2019	476	1,757	0.67	820	0.48
2020	413	1,834	0.70	884	0.51
2021	455	2,429	0.98	908	0.66

Notes:

(a) Capacity Ratio = Total Reuse Capacity/Total WWTF Capacity.

(b) Flow Ratio = Total Reuse Flow/Total WWTF Flow.

Figure 3: Florida's Reuse Growth



Reuse Webpage

For more information on water reuse in Florida, please see DEP's reuse web page at:

<https://floridadep.gov/water/domestic-wastewater/content/water-reuse-program>.

Downloadable spreadsheets for each of this report's appendices can be found at:

<https://floridadep.gov/water/domestic-wastewater/content/reuse-inventory-database-and-annual-report>.

References

Florida Estimates of Population 2021, Bureau of Economic and Business Research, University of Florida, 2021. <https://www.bebr.ufl.edu/population>

Florida Department of Environmental Protection, *Reuse of Reclaimed Water and Land Application*, Chapter 62-610, Florida Administrative Code, Florida Department of Environmental Protection, Tallahassee, Florida, 2006.

Florida Department of Environmental Protection, *2020 Reuse Inventory*, Florida Department of Environmental Protection, Tallahassee, Florida, 2021.

Florida Department of Environmental Protection, *2019 Reuse Inventory*, Florida Department of Environmental Protection, Tallahassee, Florida, 2020.

Florida Department of Environmental Protection, *2018 Reuse Inventory*, Florida Department of Environmental Protection, Tallahassee, Florida, 2019.

Florida Department of Environmental Protection, *2017 Reuse Inventory*, Florida Department of Environmental Protection, Tallahassee, Florida, 2019.

Florida Department of Environmental Protection, *2016 Reuse Inventory*, Florida Department of Environmental Protection, Tallahassee, Florida, 2017.

Florida Department of Environmental Protection, *2015 Reuse Inventory*, Florida Department of Environmental Protection, Tallahassee, Florida, 2016.

Florida Department of Environmental Protection, *2014 Reuse Inventory*, Florida Department of Environmental Protection, Tallahassee, Florida, 2015.

Florida Department of Environmental Protection, *2013 Reuse Inventory*, Florida Department of Environmental Protection, Tallahassee, Florida, 2014.

Florida Department of Environmental Protection, *2012 Reuse Inventory*, Florida Department of Environmental Protection, Tallahassee, Florida, 2013.

Florida Department of Environmental Protection, *2011 Reuse Inventory*, Florida Department of Environmental Protection, Tallahassee, Florida, 2012.

Florida Department of Environmental Protection, *2010 Reuse Inventory*, Florida Department of Environmental Protection, Tallahassee, Florida, 2011.

Florida Department of Environmental Protection, *2009 Reuse Inventory*, Florida Department of Environmental Protection, Tallahassee, Florida, 2010.

Florida Department of Environmental Protection, *2008 Reuse Inventory*, Florida Department of Environmental Protection, Tallahassee, Florida, 2010.

Florida Department of Environmental Protection, *2007 Reuse Inventory*, Florida Department of Environmental Protection, Tallahassee, Florida, 2009.

Florida Department of Environmental Protection, *2006 Reuse Inventory*, Florida Department of Environmental Protection, Tallahassee, Florida, 2007.

Florida Department of Environmental Protection, *2005 Reuse Inventory*, Florida Department of Environmental Protection, Tallahassee, Florida, 2006.

Florida Department of Environmental Protection, *2004 Reuse Inventory*, Florida Department of Environmental Protection, Tallahassee, Florida, 2005.

Florida Department of Environmental Protection, *2003 Reuse Inventory*, Florida Department of Environmental Protection, Tallahassee, Florida, 2004.

Florida Department of Environmental Protection, *2002 Reuse Inventory*, Florida Department of Environmental Protection, Tallahassee, Florida, 2003.

*Florida Department of Environmental Protection
2021 Reuse Inventory*

Florida Department of Environmental Protection, *2001 Reuse Inventory*, Florida Department of Environmental Protection, Tallahassee, Florida, 2002.

Florida Department of Environmental Protection, *2000 Reuse Inventory*, Florida Department of Environmental Protection, Tallahassee, Florida, 2001.

Florida Department of Environmental Protection, *1999 Reuse Inventory*, Florida Department of Environmental Protection, Tallahassee, Florida, 2000.

Florida Department of Environmental Protection, *1998 Reuse Inventory*, Florida Department of Environmental Protection, Tallahassee, Florida, 1999.

Florida Legislature, *Florida County Population Estimates: April 1, 2020*, Office of Economic and Demographic Research, Tallahassee, Florida, 2021.

Reuse Coordinating Committee, *Water Reuse for Florida: Strategies for Effective Use of Reclaimed Water*, Florida Department of Environmental Protection, Tallahassee, Florida, 2003.

United States Environmental Protection Agency, *2012 Guidelines for Water Reuse*, United States Environmental Protection Agency, Washington D.C., 2012.

Appendices

Appendix A. Reuse Systems in the Inventory

County	Reuse System Name	Year	Facility ID	Water Management District	DEP District Office	WRCA
Alachua	GRU - Main Street WRF	2021	FL0027251	SJRWMD	NED	Yes
Alachua	Kanapaha WRF	2021	FL0112895	SJRWMD	NED	Yes
Alachua	City of Alachua AWRP	2021	FLA011290	SRWMD	NED	Yes
Alachua	Hawthorne WWTF	2021	FLA011291	SJRWMD	NED	Yes
Alachua	Newberry WWTF	2021	FLA011292	SRWMD	NED	Yes
Alachua	University of Florida WWTF (FDOE)	2021	FLA011322	SJRWMD	NED	Yes
Alachua	High Springs WWTF	2021	FLA286095	SRWMD	NED	Yes
Baker	Baker Correctional Institution WWTF	2021	FLA011332	SJRWMD	NED	Yes
Bay	Panama City Beach WWTP #1	2021	FL0021512	NWFWMD	NWD	No
Bay	Military Point Regional AWT Facility	2021	FL0167959	NWFWMD	NWD	No
Bay	Lynn Haven AWTF	2021	FL0169978	NWFWMD	NWD	No
Bay	North Bay WWTF	2021	FLA428523	NWFWMD	NWD	No
Bradford	Starke WWTF	2021	FL0028126	SRWMD	NED	Yes
Bradford	Florida State Prison WWTF	2021	FLA113450	SRWMD	NED	Yes
Brevard	Cape Canaveral WRF	2021	FL0020541	SJRWMD	CD	Yes
Brevard	Cocoa Beach WRF	2021	FL0021105	SJRWMD	CD	Yes
Brevard	Cocoa Water Reclamation Facility	2021	FL0021521	SJRWMD	CD	Yes
Brevard	City of Rockledge	2021	FL0021571	SJRWMD	CD	Yes
Brevard	BCUD/South Beaches	2021	FL0040622	SJRWMD	CD	Yes
Brevard	Melbourne/Grant Street	2021	FL0041122	SJRWMD	CD	Yes
Brevard	Barefoot Bay Advanced WWTF	2021	FL0042293	SJRWMD	CD	Yes
Brevard	BCUD/South Central Regional	2021	FL0102679	SJRWMD	CD	Yes
Brevard	Cape Canaveral Air Force Station Regional WWTF	2021	FL0102920	SJRWMD	CD	Yes
Brevard	Titusville North - Osprey	2021	FL0103268	SJRWMD	CD	Yes
Brevard	BCUD/North Regional/John D Wright	2021	FLA010263	SJRWMD	CD	Yes
Brevard	Melbourne/DB Lee WWTP	2021	FLA010323	SJRWMD	CD	Yes
Brevard	West Melbourne/Ray Bullard	2021	FLA010332	SJRWMD	CD	Yes
Brevard	BCUD/Sykes Creek Regional WWTF	2021	FLA102695	SJRWMD	CD	Yes
Brevard	BCUD/Port St. John	2021	FLA102750	SJRWMD	CD	Yes

Florida Department of Environmental Protection
2021 Reuse Inventory

County	Reuse System Name	Year	Facility ID	Water Management District	DEP District Office	WRCA
Broward	Hollywood Southern Regional WWTF	2021	FL0026255	SFWMD	SED	Yes
Broward	Broward Co. North Regional WWTP	2021	FL0031771	SFWMD	SED	Yes
Broward	Sunrise Southwest WWTP	2021	FLA013580	SFWMD	SED	Yes
Broward	Pompano Beach Community Park Reuse City	2021	FLA013581	SFWMD	SED	Yes
Broward	Tindall Hammock Wastewater Treatment Facility	2021	FLA013583	SFWMD	SED	Yes
Broward	City of Miramar WWTF	2021	FLA017025	SFWMD	SED	Yes
Broward	Plantation Regional WWTP	2021	FLA040401	SFWMD	SED	Yes
Broward	Sunrise No. 3 WWTP (Sawgrass)	2021	FLA042641	SFWMD	SED	Yes
Broward	Town of Davie Water Reclamation Facility	2021	FLA706736	SFWMD	SED	Yes
Charlotte	Charlotte County Utilities - Eastport WWTP	2021	FL0040291	SWFWMD	SD	Yes
Charlotte	Riverwoods Utilities WWTP	2021	FLA014060	SWFWMD	SD	Yes
Charlotte	Charlotte County Utilities - Burnt Store WWTP	2021	FLA014083	SWFWMD	SD	Yes
Charlotte	Englewood Water District WRF	2021	FLA014126	SWFWMD	SD	Yes
Charlotte	Charlotte Correctional Institution WWTP	2021	FLA014130	SFWMD	SD	Yes
Charlotte	City of Punta Gorda WWTP	2021	FLA118371	SFWMD	SD	Yes
Charlotte	Town and Country Utility Water Reclamation Facility	2021	FLA665495	SWFWMD	SD	Yes
Citrus	Brentwood Regional WWTF	2021	FLA011844	SWFWMD	SWD	No
Citrus	Meadowcrest WWTF	2021	FLA011845	SWFWMD	SWD	No
Citrus	City of Inverness WWTF	2021	FLA011847	SWFWMD	SWD	No
Citrus	City of Crystal River WWTF	2021	FLA011848	SWFWMD	SWD	No
Citrus	Beverly Hills WWTF	2021	FLA011869	SWFWMD	SWD	No
Citrus	Point O Woods	2021	FLA011893	SWFWMD	SWD	No
Citrus	Southwest Regional Water R. F. FKA Sugarmill Woods WWTF	2021	FLA011903	SWFWMD	SWD	No
Clay	Green Cove Springs - Harbor Road WWTF	2021	FL0020915	SJRWMD	NED	Yes
Clay	Orange Park WWTF	2021	FL0023922	SJRWMD	NED	Yes
Clay	Spencer's Crossing WWTF	2021	FL0173371	SJRWMD	NED	Yes
Clay	Peter's Creek (FKA Green Cove West) WWTF	2021	FLA327841	SJRWMD	NED	Yes
Collier	City of Naples Water Reclamation Facility	2021	FL0026271	SFWMD	SD	Yes
Collier	Collier County South County WRF	2021	FL0141356	SFWMD	SD	Yes
Collier	Immokalee WWTP	2021	FLA014132	SFWMD	SD	Yes
Collier	NE Utilities WWTP	2021	FLA014165	SFWMD	SD	Yes

Florida Department of Environmental Protection
2021 Reuse Inventory

County	Reuse System Name	Year	Facility ID	Water Management District	DEP District Office	WRCA
Collier	Marco Island Utilities WWTP	2021	FLA014167	SFWMD	SD	Yes
Collier	Everglades City WWTF	2021	FLA027618	SFWMD	SD	Yes
Collier	Golden Gate WWTP	2021	FLA142140	SFWMD	SD	Yes
Collier	Ave Maria WWTP	2021	FLA376400	SFWMD	SD	Yes
Columbia	Columbia Correctional Institution WWTF	2021	FLA011418	SRWMD	NED	Yes
Desoto	William Tyson WWTP	2021	FL0027511	SWFWMD	SD	Yes
Desoto	Desoto County Regional WWTF	2021	FLA530808	SWFWMD	SD	Yes
Dixie	Cross City WWTF	2021	FLA114201	SRWMD	NED	Yes
Duval	USN NAS Jacksonville WWTF	2021	FL0000957	SJRWMD	NED	Yes
Duval	Jacksonville Beach WWTF	2021	FL0020231	SJRWMD	NED	Yes
Duval	Mandarin WRF	2021	FL0023493	SJRWMD	NED	Yes
Duval	Buckman WWTF	2021	FL0026000	SJRWMD	NED	Yes
Duval	Arlington East WWTF	2021	FL0026441	SJRWMD	NED	Yes
Duval	District II WWTF	2021	FL0026450	SJRWMD	NED	Yes
Duval	Southwest District WWTF	2021	FL0026468	SJRWMD	NED	Yes
Duval	Baldwin WWTF	2021	FL0027812	SJRWMD	NED	Yes
Duval	Atlantic Beach WWTF	2021	FL0038776	SJRWMD	NED	Yes
Duval	Normandy Village Utility Company WWTF	2021	FLA011517	SJRWMD	NED	Yes
Escambia	ECUA - Pensacola Beach WRF	2021	FL0024007	NFWWMD	NWD	No
Escambia	ECUA - Bayou Marcus Water Reclamation Facility	2021	FL0031801	NFWWMD	NWD	No
Escambia	ECUA - Central Water Reclamation Facility	2021	FL0559351	NFWWMD	NWD	No
Flagler	City of Bunnell WWTF	2021	FL0020907	SJRWMD	NED	Yes
Flagler	Palm Coast WWTF	2021	FL0116009	SJRWMD	NED	Yes
Flagler	Palm Coast WWTF #2	2021	FL0710008	SJRWMD	NED	Yes
Flagler	Plantation Bay WWTF	2021	FLA011597	SJRWMD	NED	Yes
Flagler	Dunes Community Development District WWTF	2021	FLA011602	SJRWMD	NED	Yes
Franklin	Apalachicola WWTF	2021	FLA038857	NFWWMD	NWD	No
Franklin	Kenneth B. Cope AWT Facility	2021	FLA100641	NFWWMD	NWD	No
Gadsden	Quincy WWTP	2021	FL0029033	NFWWMD	NWD	No
Gadsden	Havana WWTF	2021	FLA100765	NFWWMD	NWD	No
Gadsden	City of Gretna WWTP	2021	FLA100781	NFWWMD	NWD	Yes

Florida Department of Environmental Protection
2021 Reuse Inventory

County	Reuse System Name	Year	Facility ID	Water Management District	DEP District Office	WRCA
Gadsden	Gadsden East WWTF	2021	FLA187941	NFWWMD	NWD	No
Gilchrist	Trenton WWTF	2021	FLA011615	SRWMD	NED	Yes
Gilchrist	Lancaster Correctional Institution WWTF	2021	FLA011620	SRWMD	NED	Yes
Gulf	Gulf Correctional Institution WWTP	2021	FLA010105	NFWWMD	NWD	No
Gulf	City of Port St. Joe WWTF	2021	FLA020206	NFWWMD	NWD	No
Hamilton	Jennings WWTF	2021	FLA011623	SRWMD	NED	Yes
Hamilton	White Springs WWTF	2021	FLA116220	SRWMD	NED	Yes
Hardee	Hardee Correctional Institution	2021	FLA012022	SWFWMD	SWD	Yes
Hardee	City of Wauchula WWTF	2021	FLA119890	SWFWMD	SWD	Yes
Hardee	City of Zolfo Springs WWTF	2021	FLA119903	SWFWMD	SWD	Yes
Hardee	City of Bowling Green WWTF	2021	FLA119911	SWFWMD	SWD	Yes
Hardee	Wauchula Hills WWTP	2021	FLA290980	SWFWMD	SWD	Yes
Hendry	Port Labelle WWTP	2021	FLA014290	SFWMD	SD	Yes
Hernando	Ridge Manor Subregional WWTF	2021	FLA012031	SWFWMD	SWD	No
Hernando	William S. Smith Water Reclamation Facility	2021	FLA012036	SWFWMD	SWD	No
Hernando	Spring Hill WRF	2021	FLA012043	SWFWMD	SWD	No
Hernando	Glen Water Reclamation Facility	2021	FLA012069	SWFWMD	SWD	No
Hernando	Hernando County Airport WRF	2021	FLA017223	SWFWMD	SWD	No
Highlands	City of Sebring Cemetery Road WWTP	2021	FLA014311	SWFWMD	SD	Yes
Highlands	City of Avon Park WWTP	2021	FLA014313	SWFWMD	SD	Yes
Highlands	Western Blvd WWTP	2021	FLA014328	SFWMD	SD	Yes
Highlands	Tomoka Heights WWTP AKA Placid Utilities	2021	FLA014329	SWFWMD	SD	Yes
Highlands	Sun'N Lake of Sebring Unit 23 WWTP	2021	FLA014389	SWFWMD	SD	Yes
Highlands	North Main Street WWTP	2021	FLA281484	SWFWMD	SD	Yes
Hillsborough	Howard F. Curren AWTP	2021	FL0020940	SWFWMD	SWD	Yes
Hillsborough	Plant City WRF	2021	FL0026557	SWFWMD	SWD	Yes
Hillsborough	Falkenburg Road AWTP	2021	FL0040614	SWFWMD	SWD	Yes
Hillsborough	Northwest Regional WRF	2021	FL0041670	SWFWMD	SWD	Yes
Hillsborough	Rice Creek WWTF	2021	FL0122076	SWFWMD	SWD	Yes
Hillsborough	MacDill AFB WWTP	2021	FLA012124	SWFWMD	SWD	Yes
Hillsborough	Riverside Club WWTP	2021	FLA012169	SWFWMD	SWD	Yes

Florida Department of Environmental Protection
2021 Reuse Inventory

County	Reuse System Name	Year	Facility ID	Water Management District	DEP District Office	WRCA
Hillsborough	Country Meadows-Golden Lakes WWTP	2021	FLA122246	SWFWMD	SWD	Yes
Indian River	IRCUD/Central (Gifford) WWTF	2021	FLA010431	SFWMD	SED	Yes
Jackson	Town of Sneads WWTF	2021	FLA010115	NFWWMD	NWD	No
Jackson	Jackson Correctional Institution WWTP	2021	FLA010127	NFWWMD	NWD	No
Jackson	City of Marianna City WWTP	2021	FLA101141	NFWWMD	NWD	No
Jackson	Cottdonale WWTP	2021	FLA101168	NFWWMD	NWD	No
Jackson	Town of Grand Ridge WWTF	2021	FLA546429	NFWWMD	NWD	No
Jefferson	City of Monticello WWTP	2021	FL0027839	NFWWMD	NWD	No
Jefferson	Jefferson Correctional Institution WWTF	2021	FLA011642	SRWMD	NWD	No
Lafayette	Mayo Correctional Institution WWTF	2021	FLA011646	SRWMD	NED	Yes
Lake	Eustis Bates Avenue WWTF	2021	FLA010507	SJRWMD	CD	Yes
Lake	Mt. Dora #1 WWTF	2021	FLA010508	SJRWMD	CD	Yes
Lake	Tavares/Woodlea Road WWTF	2021	FLA010509	SJRWMD	CD	Yes
Lake	Clermont - East	2021	FLA010515	SJRWMD	CD	Yes
Lake	Clerbrook RV Resorts	2021	FLA010538	SJRWMD	CD	Yes
Lake	Villages WWTF	2021	FLA010555	SJRWMD	CD	Yes
Lake	Pennbrooke Fairways	2021	FLA010570	SJRWMD	CD	Yes
Lake	Lake Groves WWTF	2021	FLA010630	SJRWMD	CD	Yes
Lake	Southlake Utilities WWTF	2021	FLA010634	SJRWMD	CD	Yes
Lake	Mid Florida Lakes WWTF	2021	FLA010657	SJRWMD	CD	Yes
Lake	Lake Correctional Institution	2021	FLA010660	SJRWMD	CD	Yes
Lake	Leesburg/Canal St. WWTF	2021	FLA105066	SJRWMD	CD	Yes
Lake	St. Johns River Utility WWTF (FKA Astor/Astor Park)	2021	FLA187496	SJRWMD	CD	Yes
Lake	Pine Island	2021	FLA297631	SJRWMD	CD	Yes
Lake	City of Minneola WWTF	2021	FLA356344	SJRWMD	CD	Yes
Lake	Lady Lake WWTF	2021	FLA399761	SJRWMD	CD	Yes
Lee	Fort Myers Central AWWTF	2021	FL0021261	SFWMD	SD	Yes
Lee	Everest Parkway WRF	2021	FL0030007	SFWMD	SD	Yes
Lee	Lee County Utilities - Fiesta Village	2021	FL0039829	SFWMD	SD	Yes
Lee	Donax Water Reclamation Facility	2021	FLA014430	SFWMD	SD	Yes
Lee	Bonita Springs Water Reclamation (West)	2021	FLA014443	SFWMD	SD	Yes

Florida Department of Environmental Protection
2021 Reuse Inventory

County	Reuse System Name	Year	Facility ID	Water Management District	DEP District Office	WRCA
Lee	Lake Fairways WWTP	2021	FLA014463	SFWMD	SD	Yes
Lee	Citrus Park North	2021	FLA014477	SFWMD	SD	Yes
Lee	Forest Utilities WWTP	2021	FLA014478	SFWMD	SD	Yes
Lee	Fiddlesticks Country Club	2021	FLA014484	SFWMD	SD	Yes
Lee	Eagle Ridge WWTP	2021	FLA014498	SFWMD	SD	Yes
Lee	Cross Creek WWTF	2021	FLA014505	SFWMD	SD	Yes
Lee	Gateway Water Reclamation Facility	2021	FLA014542	SFWMD	SD	Yes
Lee	Gasparilla Island Water Domestic DIW	2021	FLA014641	SWFWMD	SD	Yes
Lee	Fort Myers Beach WRF	2021	FLA144215	SFWMD	SD	Yes
Lee	Three Oaks WWTF	2021	FLA145190	SFWMD	SD	Yes
Lee	Pine Island WRF	2021	FLA176460	SFWMD	SD	Yes
Leon	T P Smith Water Reclamation Facility	2021	FLA010139	NFWWMD	NWD	No
Leon	Meadows-At-Woodrun WWTF	2021	FLA010159	NFWWMD	NWD	No
Leon	Lake Jackson WWTP	2021	FLA010171	NFWWMD	NWD	No
Leon	Killearn Lakes WWTP	2021	FLA010173	NFWWMD	NWD	No
Levy	Cedar Key WRF	2021	FL0031216	SRWMD	NED	No
Levy	Chiefland WWTF	2021	FLA011648	SRWMD	NED	Yes
Liberty	Liberty Correctional Institution WWTP	2021	FLA010179	NFWWMD	NWD	No
Liberty	Bristol WWTF	2021	FLA284602	NFWWMD	NWD	No
Manatee	City of Palmetto WWTP	2021	FL0020401	SWFWMD	SWD	Yes
Manatee	City of Bradenton WWTP	2021	FL0021369	SWFWMD	SWD	No
Manatee	Manatee County Master Reuse System	2021	FL0474029	SWFWMD	SWD	Yes
Manatee	Braden River Utility	2021	FL0824381	SWFWMD	SWD	Yes
Marion	City of Belleview	2021	FLA010678	SJRWMD	CD	Yes
Marion	Ocala WRF #2	2021	FLA010680	SJRWMD	CD	Yes
Marion	MCUD Stonecrest WWTF	2021	FLA010741	SJRWMD	CD	Yes
Marion	Marion Correctional Institute WWTF	2021	FLA010789	SJRWMD	CD	Yes
Marion	Rainbow Springs Fifth Replat WWTF	2021	FLA012693	SWFWMD	CD	No
Marion	MCUD/Oak Run	2021	FLA012697	SWFWMD	CD	No
Marion	City of Dunnellon WWTF	2021	FLA126594	SWFWMD	CD	No
Marion	Ocala WRF #3	2021	FLA190268	SWFWMD	CD	No

Florida Department of Environmental Protection
2021 Reuse Inventory

County	Reuse System Name	Year	Facility ID	Water Management District	DEP District Office	WRCA
Marion	Marion County - Northwest Regional WWTF	2021	FLA272060	SWFWMD	CD	No
Marion	MCUD/Silver Springs Shores WRF	2021	FLA296651	SJRWMD	CD	Yes
Marion	Juliette Falls WWTF	2021	FLA490415	SWFWMD	CD	No
Martin	Martin County Tropical Farms WWTF	2021	FL0043214	SFWMD	SED	Yes
Martin	South Martin Regional Util. (FKA Hydratech) WWTF	2021	FLA013859	SFWMD	SED	Yes
Martin	Sailfish Point WWTF	2021	FLA017466	SFWMD	SED	Yes
Martin	Indiantown Company WWTF	2021	FLA029939	SFWMD	SED	Yes
Martin	City of Stuart	2021	FLA041459	SFWMD	SED	Yes
Martin	Martin County Utilities North WWTF	2021	FLA043192	SFWMD	SED	Yes
Miami-Dade	MDWASA Central District WWTF	2021	FL0024805	SFWMD	SED	Yes
Miami-Dade	MDWASD North District WWTP	2021	FL0032182	SFWMD	SED	Yes
Miami-Dade	City of Homestead	2021	FLA013609	SFWMD	SED	Yes
Miami-Dade	MDWASA South District WWTF	2021	FLA042137	SFWMD	SED	Yes
Monroe	City of Key Colony Beach	2021	FLA014720	SFWMD	SD	Yes
Monroe	Duck Key Wastewater Cooperative	2021	FLA014772	SFWMD	SD	No
Monroe	Key West Resort Utility	2021	FLA014951	SFWMD	SD	Yes
Monroe	North Key Largo WWTP	2021	FLA015009	SFWMD	SD	Yes
Monroe	City of Marathon Area 5 Little Venice WWTP	2021	FLA187364	SFWMD	SD	Yes
Monroe	City of Marathon Area 4 WWTP	2021	FLA550973	SFWMD	SD	Yes
Monroe	Big Coppitt WWTP	2021	FLA567591	SFWMD	SD	Yes
Monroe	City of Marathon Area 3 WWTP	2021	FLA642851	SFWMD	SD	Yes
Monroe	City of Marathon Area 7 WWTP	2021	FLA705250	SFWMD	SD	Yes
Nassau	Hilliard WWTF	2021	FL0043079	SJRWMD	NED	Yes
Nassau	Nassau Regional WWTF	2021	FL0116793	SJRWMD	NED	Yes
Nassau	Nassau Amelia Utilities WWTF	2021	FLA011688	SJRWMD	NED	Yes
Okaloosa	Hurlburt Field AWTP	2021	FL0003174	NFWWMD	NWD	No
Okaloosa	Jerry D. Mitchem WRF at Bob Sikes Industrial Park	2021	FLA010181	NFWWMD	NWD	No
Okaloosa	Russell F. W. Stephenson WWTF	2021	FLA010182	NFWWMD	NWD	Yes
Okaloosa	NV Regional WWTF	2021	FLA010185	NFWWMD	NWD	Yes
Okaloosa	Mary Esther WWTP	2021	FLA010191	NFWWMD	NWD	Yes
Okaloosa	Crestview WWTP	2021	FLA010193	NFWWMD	NWD	No

Florida Department of Environmental Protection
2021 Reuse Inventory

County	Reuse System Name	Year	Facility ID	Water Management District	DEP District Office	WRCA
Okaloosa	George F. French Water Reclamation Facility	2021	FLA010194	NFWWMD	NWD	Yes
Okaloosa	Okaloosa Correctional Institution WWTF	2021	FLA010202	NFWWMD	NWD	Yes
Okaloosa	Fort Walton Beach General Reuse Service Area	2021	FLA101923	NFWWMD	NWD	No
Okaloosa	Arbennie Pritchett Water Reclamation Facility	2021	FLA485942	NFWWMD	NWD	No
Okeechobee	Cemetery Road Wastewater Treatment Facility	2021	FLA013888	SFWMD	SED	Yes
Okeechobee	Okeechobee Correctional WWTF	2021	FLA013940	SFWMD	SED	Yes
Orange	Winter Garden WWTF	2021	FL0020109	SJRWMD	CD	Yes
Orange	OCUD/Eastern Subregional WRF	2021	FL0038849	SJRWMD	CD	Yes
Orange	Conserv II Distribution Center	2021	FLA010795	SFWMD	CD	Yes
Orange	OCUD/Northwest Water Reclamation Facility	2021	FLA010798	SJRWMD	CD	Yes
Orange	Orlando - Conserv II WRF	2021	FLA010814	SFWMD	CD	Yes
Orange	Ocoee WWTF	2021	FLA010815	SJRWMD	CD	Yes
Orange	Orlando/Conserv I WWTF	2021	FLA010816	SFWMD	CD	Yes
Orange	Apopka WRF - Project Arrow	2021	FLA010818	SJRWMD	CD	Yes
Orange	Winter Park Estates WWTF	2021	FLA010819	SJRWMD	CD	Yes
Orange	Fairways Country Club WWTF	2021	FLA010823	SJRWMD	CD	Yes
Orange	Gulfstream Harbor WWTF	2021	FLA010835	SJRWMD	CD	Yes
Orange	Rock Springs MHP WWTF	2021	FLA010871	SJRWMD	CD	Yes
Orange	Wedgfield WWTF	2021	FLA010900	SJRWMD	CD	Yes
Orange	OCUD/South WRF	2021	FLA107972	SFWMD	CD	Yes
Orange	Reedy Creek Improvement District	2021	FLA108219	SFWMD	CD	Yes
Osceola	TWA - Sandhill Road WWTF	2021	FLA010958	SFWMD	CD	Yes
Osceola	TWA - Parkway WWTF	2021	FLA010960	SFWMD	CD	Yes
Osceola	St. Cloud Southside WRF	2021	FLA010962	SFWMD	CD	Yes
Osceola	Good Samaritan Retirement Village WWTF	2021	FLA010974	SFWMD	CD	Yes
Osceola	TWA - Camelot S/D WWTF	2021	FLA010983	SFWMD	CD	Yes
Osceola	TWA - Cypress West	2021	FLA109843	SJRWMD	CD	Yes
Osceola	TWA - Harmony Community Dev. District WWTF	2021	FLA267872	SFWMD	CD	Yes
Palm Beach	City of Boca Raton WWTP	2021	FL0026344	SFWMD	SED	Yes
Palm Beach	Loxahatchee Env Control Dist. WWTP	2021	FL0034649	SFWMD	SED	Yes
Palm Beach	South Central Regional WWTP	2021	FL0035980	SFWMD	SED	Yes

Florida Department of Environmental Protection
2021 Reuse Inventory

County	Reuse System Name	Year	Facility ID	Water Management District	DEP District Office	WRCA
Palm Beach	Seacoast Utilities Authority PGA Regional WWTF	2021	FL0038768	SFWMD	SED	Yes
Palm Beach	Palm Beach County Southern Region Water Reclamation Facility	2021	FL0041424	SFWMD	SED	Yes
Palm Beach	Central Region Reclaimed Water facility	2021	FL0471275	SFWMD	SED	Yes
Palm Beach	Okeelanta Corporation	2021	FLA013706	SFWMD	SED	Yes
Palm Beach	Western Region WWTF	2021	FLA027740	SFWMD	SED	Yes
Palm Beach	East Central Regional Water Reclamation Facility	2021	FLA041360	SFWMD	SED	Yes
Palm Beach	Village of Wellington WWTP	2021	FLA042595	SFWMD	SED	Yes
Palm Beach	Western Region North WWTP	2021	FLA136778	SFWMD	SED	Yes
Pasco	City of New Port Richey WWTF	2021	FL0127434	SFWMD	SWD	Yes
Pasco	Dade City WWTP	2021	FLA012742	SFWMD	SWD	Yes
Pasco	City of Zephyrhills WWTP	2021	FLA012744	SFWMD	SWD	Yes
Pasco	Seven Springs WWTF	2021	FLA012752	SFWMD	SWD	Yes
Pasco	Jasmine Lakes WWTF	2021	FLA012768	SFWMD	SWD	Yes
Pasco	Palm Terrace Gardens	2021	FLA012773	SFWMD	SWD	Yes
Pasco	Forest Lake Estates WWTP	2021	FLA012801	SFWMD	SWD	Yes
Pasco	Travelers Rest WWTF	2021	FLA012831	SFWMD	SWD	Yes
Pasco	Pasco County Master Reuse System	2021	FLA127272	SFWMD	SWD	Yes
Pinellas	City of Dunedin Mainland	2021	FL0021326	SFWMD	SWD	Yes
Pinellas	City of Largo	2021	FL0026603	SFWMD	SWD	Yes
Pinellas	City of Oldsmar	2021	FL0027651	SFWMD	SWD	Yes
Pinellas	City of Tarpon Springs	2021	FL0030406	SFWMD	SWD	Yes
Pinellas	Mid-County WWTP	2021	FL0034789	SFWMD	SWD	Yes
Pinellas	South Cross Bayou WRF	2021	FL0040436	SFWMD	SWD	Yes
Pinellas	William E. Dunn WRF	2021	FL0128775	SFWMD	SWD	Yes
Pinellas	City of Clearwater Master Reuse System	2021	FL0186261	SFWMD	SWD	Yes
Pinellas	St. Petersburg Master Urban Reuse System	2021	FLA012881	SFWMD	SWD	Yes
Polk	Auburndale Allred WWTP	2021	FL0021466	SFWMD	SWD	Yes
Polk	City of Winter Haven WWTP#3	2021	FL0036048	SFWMD	SWD	Yes
Polk	City of Lakeland Glendale WRF	2021	FL0039772	SFWMD	SWD	Yes
Polk	Northeast Regional WWTF	2021	FL0A00002	SFWMD	SWD	Yes
Polk	Outdoor Resorts at Orlando WWTF	2021	FLA011047	SFWMD	SWD	Yes

Florida Department of Environmental Protection
2021 Reuse Inventory

County	Reuse System Name	Year	Facility ID	Water Management District	DEP District Office	WRCA
Polk	Sun Ray WWTP	2021	FLA012949	SWFWMD	SWD	Yes
Polk	Southwest Regional WWTP	2021	FLA012954	SWFWMD	SWD	Yes
Polk	Waverly WWTF	2021	FLA012968	SWFWMD	SWD	Yes
Polk	City of Lake Alfred	2021	FLA012975	SWFWMD	SWD	Yes
Polk	City of Bartow WRF	2021	FLA012976	SWFWMD	SWD	Yes
Polk	Haines City WWTP	2021	FLA012977	SWFWMD	SWD	Yes
Polk	Haines City WWTP	2021	FLA012977	SWFWMD	SWD	Yes
Polk	Grenelefe Resort Center	2021	FLA013016	SWFWMD	SWD	Yes
Polk	Carefree RV Country Club	2021	FLA013093	SWFWMD	SWD	Yes
Polk	Cypress Lakes WWTP	2021	FLA013123	SWFWMD	SWD	Yes
Polk	Polk Correctional Institution	2021	FLA013360	SWFWMD	SWD	Yes
Polk	City of Auburndale Regional WWTF	2021	FLA016559	SWFWMD	SWD	Yes
Polk	City of Winter Haven WWTP #2	2021	FLA129747	SWFWMD	SWD	Yes
Polk	City of Lake Wales WWTP	2021	FLA129844	SWFWMD	SWD	Yes
Polk	Northwest Regional WWTF	2021	FLA178667	SWFWMD	SWD	Yes
Polk	Dundee Regional WWTF	2021	FLA180416	SWFWMD	SWD	Yes
Polk	City of Davenport WWTF	2021	FLA377392	SWFWMD	SWD	Yes
Polk	Cardinal Hill WWTF	2021	FLA489093	SWFWMD	SWD	Yes
Putnam	Crescent City WWTF	2021	FL0021610	SJRWMD	NED	Yes
Putnam	Palatka WWTF	2021	FL0040061	SJRWMD	NED	Yes
Putnam	River Park MHP WWTF	2021	FLA117218	SJRWMD	NED	Yes
Santa Rosa	Milton WWTF	2021	FL0021903	NFWWMD	NWD	No
Santa Rosa	Navarre Beach WWTP	2021	FL0023981	NFWWMD	NWD	No
Santa Rosa	Pace Water System WWTP	2021	FL0102202	NFWWMD	NWD	No
Santa Rosa	Holley-Navarre Wastewater Treatment Facility	2021	FLA010211	NFWWMD	NWD	Yes
Santa Rosa	South Santa Rosa Utility System WWTF	2021	FLA010212	NFWWMD	NWD	Yes
Santa Rosa	Sundial Utilities WWTP	2021	FLA016779	NFWWMD	NWD	No
Santa Rosa	Holley Wastewater Reclamation Facility	2021	FLA548464	NFWWMD	NWD	Yes
Sarasota	City of Sarasota AWWTF	2021	FL0040771	SWFWMD	SD	No
Sarasota	Venice Eastside WWTP	2021	FL0041441	SWFWMD	SD	Yes
Sarasota	City of North Port WWTP	2021	FLA013378	SWFWMD	SD	Yes

Florida Department of Environmental Protection
2021 Reuse Inventory

County	Reuse System Name	Year	Facility ID	Water Management District	DEP District Office	WRCA
Sarasota	Camelot Lakes WWTP	2021	FLA013390	SWFWMD	SD	Yes
Sarasota	Sarasota County South Master Reuse System	2021	FLA176303	SWFWMD	SD	Yes
Sarasota	Sarasota County North Master Reuse System	2021	FLA177008	SWFWMD	SD	Yes
Sarasota	Southwest WRF	2021	FLA984841	SWFWMD	SD	Yes
Seminole	Sanford/North WWTF	2021	FL0020141	SJRWMD	CD	Yes
Seminole	Altamonte Springs Regional WRF	2021	FL0033251	SJRWMD	CD	Yes
Seminole	Wekiva Hunt Club WRF	2021	FL0036251	SJRWMD	CD	Yes
Seminole	Orlando/Iron Bridge Regional WRF	2021	FL0037966	SJRWMD	CD	Yes
Seminole	Casselberry WRF	2021	FLA011066	SJRWMD	CD	Yes
Seminole	Winter Springs/West	2021	FLA011067	SJRWMD	CD	Yes
Seminole	Winter Springs - East WWTF	2021	FLA011068	SJRWMD	CD	Yes
Seminole	Oviedo WRF	2021	FLA011074	SJRWMD	CD	Yes
Seminole	Chuluota WWTF	2021	FLA011076	SJRWMD	CD	Yes
Seminole	Palm Valley MHP WWTF	2021	FLA011085	SJRWMD	CD	Yes
Seminole	SCES/Greenwood Lakes WRF	2021	FLA011086	SJRWMD	CD	Yes
Seminole	SCES - Northwest Regional	2021	FLA042625	SJRWMD	CD	Yes
St. Johns	St. Augustine WWTF No 1	2021	FL0021938	SJRWMD	NED	Yes
St. Johns	Anastasia Island WWTF	2021	FL0038831	SJRWMD	NED	Yes
St. Johns	Julington Creek WRF	2021	FL0043591	SJRWMD	NED	Yes
St. Johns	Players Club South WWTF	2021	FL0044245	SJRWMD	NED	Yes
St. Johns	Marsh Landing WWTF	2021	FL0044253	SJRWMD	NED	Yes
St. Johns	State Road 207 WWTF	2021	FL0117471	SJRWMD	NED	Yes
St. Johns	Sawgrass WWTF	2021	FL0117897	SJRWMD	NED	Yes
St. Johns	Ponte Vedra WRF	2021	FL0117951	SJRWMD	NED	Yes
St. Johns	Blacks Ford WRF	2021	FL0174441	SJRWMD	NED	Yes
St. Johns	Northwest Wastewater Treatment Plant	2021	FL0670651	SJRWMD	NED	Yes
St. Johns	Ponce De Leon WWTF	2021	FLA011773	SJRWMD	NED	Yes
St. Lucie	Fort Pierce Utility Authority--WWTF	2021	FL0027278	SFWMD	SED	Yes
St. Lucie	SLCUD South Hutchinson Island Water Reclamation Facility	2021	FL0139475	SFWMD	SED	Yes
St. Lucie	SLCU North Hutchinson Island WWTF	2021	FLA013946	SFWMD	SED	Yes
St. Lucie	Savanna Club WWTF	2021	FLA013958	SFWMD	SED	Yes

Florida Department of Environmental Protection
2021 Reuse Inventory

County	Reuse System Name	Year	Facility ID	Water Management District	DEP District Office	WRCA
St. Lucie	St. Lucie County Utilities Holiday Pines WWTF	2021	FLA013969	SFWMD	SED	Yes
St. Lucie	Spanish Lakes Country Club	2021	FLA013977	SFWMD	SED	Yes
St. Lucie	Island Dunes Country Club WWTF	2021	FLA013980	SFWMD	SED	Yes
St. Lucie	Meadowood Community Association Inc. WWTF	2021	FLA013982	SFWMD	SED	Yes
St. Lucie	Harbour Ridge Wastewater Treatment Facility	2021	FLA013986	SFWMD	SED	Yes
St. Lucie	St. Lucie West Services District	2021	FLA013993	SFWMD	SED	Yes
St. Lucie	Port St. Lucie Utility Westport WWTF	2021	FLA139653	SFWMD	SED	Yes
Sumter	Sumter Correctional Institution WWTF	2021	FLA013558	SWFWMD	CD	No
Sumter	Little Sumter Utility Co WWTF	2021	FLA017133	SWFWMD	CD	No
Sumter	City of Bushnell David Hanson WWTF	2021	FLA188697	SWFWMD	CD	No
Sumter	North Sumter Utility Company WWTF	2021	FLA281581	SWFWMD	CD	No
Sumter	Central Sumter Utility Company WWTF	2021	FLA499951	SWFWMD	CD	No
Sumter	North Sumter Utility Company Master Reuse System	2021	FLA516708	SWFWMD	CD	No
Sumter	South Sumter Utility Company Master Reuse	2021	FLAB03270	SWFWMD	CD	No
Suwannee	Live Oak WWTF	2021	FLA011805	SRWMD	NED	Yes
Suwannee	Advent Christian Village WWTF	2021	FLA011819	SRWMD	NED	Yes
Taylor	Perry WWTF	2021	FL0026387	SRWMD	NED	No
Taylor	Taylor Correctional Institution WWTF	2021	FLA011831	SRWMD	NED	No
Union	City of Lake Butler WWTF	2021	FLA118338	SRWMD	NED	Yes
Volusia	Deland/Wiley M. Nash Water Reclamation Facility	2021	FL0020303	SJRWMD	CD	Yes
Volusia	Ormond Beach WWTF	2021	FL0020532	SJRWMD	CD	Yes
Volusia	Port Orange WWTF	2021	FL0020559	SJRWMD	CD	Yes
Volusia	City of Edgewater	2021	FL0021431	SJRWMD	CD	Yes
Volusia	Holly Hill WRF	2021	FL0027677	SJRWMD	CD	Yes
Volusia	New Smyrna Beach Water Reclamation Facility	2021	FL0172090	SJRWMD	CD	Yes
Volusia	VC/Southwest WWTF-2	2021	FLA011121	SJRWMD	CD	Yes
Volusia	VC/Southwest Regional WWTF-1	2021	FLA011128	SJRWMD	CD	Yes
Volusia	VC/ Halifax Plantation WWTF-8	2021	FLA011131	SJRWMD	CD	Yes
Volusia	Tymber Creek WWTF	2021	FLA011193	SJRWMD	CD	Yes
Volusia	VC/Southeast WWTF-7	2021	FLA017413	SJRWMD	CD	Yes
Volusia	Deltona Lakes	2021	FLA111724	SJRWMD	CD	Yes

*Florida Department of Environmental Protection
2021 Reuse Inventory*

County	Reuse System Name	Year	Facility ID	Water Management District	DEP District Office	WRCA
Wakulla	Wakulla County - Otter Creek WWTP	2021	FLA010225	NWFWMD	NWD	No
Wakulla	Winco Utilities, Inc., WWTP	2021	FLA016544	NWFWMD	NWD	No
Wakulla	St. Marks WWTF	2021	FLA102318	NWFWMD	NWD	No
Walton	South Walton Utility Company WWTP	2021	FL0102482	NWFWMD	NWD	Yes
Walton	City of Freeport WWTP	2021	FLA010245	NWFWMD	NWD	Yes
Walton	Sandestin WWTP	2021	FLA010251	NWFWMD	NWD	Yes
Walton	Point Washington WWTF	2021	FLA010252	NWFWMD	NWD	Yes
Walton	Walton Correctional Institution WWTP	2021	FLA010254	NWFWMD	NWD	No
Walton	City of Defuniak Springs WWTP	2021	FLA102440	NWFWMD	NWD	No
Walton	Seacrest WWTF	2021	FLA183555	NWFWMD	NWD	Yes
Walton	Walton County Commerce Park at Mossy Head WWTF	2021	FLA689637	NWFWMD	NWD	No
Washington	Northwest Florida Reception Center WWTF	2021	FLA010260	NWFWMD	NWD	No
Washington	Chipley WWTP	2021	FLA027570	NWFWMD	NWD	No
Washington	City of Vernon WWTF	2021	FLA102563	NWFWMD	NWD	No

Appendix B. Domestic Wastewater Treatment Facilities That Reported Providing Reuse

County	Reuse System Name	WWTP Name	Facility ID	Disinfection Level	WWTP Capacity (mgd)	WWTP Flow (mgd)
Alachua	GRU - Main Street WRF	GRU - Main Street WRF	FL0027251	BA	7.5	5.7571
Alachua	Kanapaha WRF	Kanapaha WRF	FL0112895	HI	14.9	11.5096
Alachua	City of Alachua AWRF	City of Alachua AWRF	FLA011290	HI	1.5	0.75
Alachua	Hawthorne WWTF	Hawthorne WWTF	FLA011291	BA	0.2	0.084
Alachua	Newberry WWTF	Newberry WWTF	FLA011292	BA	0.56	0.235
Alachua	University of Florida WWTF (FDOE)	University of Florida WWTF (FDOE)	FLA011322	HI	3	1.53
Alachua	High Springs WWTF	High Springs WWTF	FLA286095	BA	0.3	0.206
Baker	Baker Correctional Institution WWTF	Baker Correctional Institution WWTF	FLA011332	HI	0.32	0.203
Bay	Panama City Beach WWTP #1	Panama City Beach WWTP #1	FL0021512	HI	14	7.829
Bay	Military Point Regional AWT Facility	Military Point Regional AWT Facility	FL0167959	IM	7	4.2
Bay	Lynn Haven AWTF	Lynn Haven AWTF	FL0169978	HI	2.5	2.032
Bay	North Bay WWTF	North Bay WWTF	FLA428523	BA	0.5	0.11
Bradford	Starke WWTF	Starke WWTF	FL0028126	BA	0.98	0.719
Bradford	Florida State Prison WWTF	Florida State Prison WWTF	FLA113450	BA	1.58	0.94
Brevard	Cape Canaveral WRF	Cape Canaveral WRF	FL0020541	HI	1.8	1.134
Brevard	Cocoa Beach WRF	Cape Canaveral WRF	FL0020541	HI	1.8	0.001
Brevard	Cocoa Beach WRF	Cocoa Beach WRF	FL0021105	HI	6	3.307
Brevard	Cocoa Water Reclamation Facility	Cocoa Water Reclamation Facility	FL0021521	HI	4.5	2.0139
Brevard	City of Rockledge	City of Rockledge	FL0021571	HB	4.5	2.19
Brevard	BCUD/South Beaches	BCUD/South Beaches	FL0040622	HI	8	6.173
Brevard	Melbourne/Grant Street	Melbourne/Grant Street	FL0041122	HB	5.5	3.16
Brevard	Barefoot Bay Advanced WWTF	Barefoot Bay Advanced WWTF	FL0042293	HI	0.9	0.632
Brevard	BCUD/South Central Regional	BCUD/South Central Regional	FL0102679	HB	12	4.74
Brevard	Cape Canaveral Air Force Station Regional WWTF	Cape Canaveral Air Force Station Regional WWTF	FL0102920	BA	0.8	0.42
Brevard	Titusville North - Osprey	Titusville North - Osprey	FL0103268	HI	2.75	1.96
Brevard	Titusville North - Osprey	Titusville Blue Heron WRF	FL0103349	HI	4	1.97

Florida Department of Environmental Protection
2021 Reuse Inventory

County	Reuse System Name	WWTP Name	Facility ID	Disinfection Level	WWTP Capacity (mgd)	WWTP Flow (mgd)
Brevard	BCUD/North Regional/John D. Wright	BCUD/North Regional/John D. Wright	FLA010263	HI	0.99	0.286
Brevard	Melbourne/DB Lee WWTP	Melbourne/DB Lee WWTP	FLA010323	HB	7	4.22
Brevard	West Melbourne/Ray Bullard	West Melbourne/Ray Bullard	FLA010332	HI	3	1.9
Brevard	BCUD/Sykes Creek Regional WWTF	BCUD/Sykes Creek Regional WWTF	FLA102695	HI	6	3.209
Brevard	BCUD/Port St. John	BCUD/Port St. John	FLA102750	HI	0.49	0.398
Broward	Hollywood Southern Regional WWTF	Hollywood Southern Regional WWTF	FL0026255	BA	55.5	43.37
Broward	Broward Co. North Regional WWTP	Broward Co. North Regional WWTP	FL0031771	HB	95	71.3
Broward	Hollywood Southern Regional WWTF	City of Cooper City WWTP	FL0040398	HI	3.44	2.69
Broward	Hollywood Southern Regional WWTF	Town of Davie WWTP	FL0040541	HI	4.85	2.16
Broward	Sunrise Southwest WWTP	Sunrise Southwest WWTP	FLA013580	BA	0.99	0.293
Broward	Pompano Beach Community Park Reuse City	Pompano Beach Community Park Reuse City	FLA013581	HI	7.5	2.819
Broward	Tindall Hammock Wastewater Treatment Facility	Tindall Hammock Wastewater Treatment Facility	FLA013583	HI	0.6	0.389
Broward	City of Miramar WWTF	City of Miramar WWTF	FLA017025	HI	12.7	10.078
Broward	Plantation Regional WWTP	Plantation Regional WWTP	FLA040401	HI	18.9	12.6349
Broward	Sunrise No. 3 WWTP (Sawgrass)	Sunrise No. 3 WWTP (Sawgrass)	FLA042641	BA	18	13.34
Broward	Sunrise No. 3 WWTP (Sawgrass)	Sunrise No. 3 WWTP (Sawgrass)	FLA042641	HI	2	0.151
Broward	Town of Davie Water Reclamation Facility	Town of Davie Water Reclamation Facility	FLA706736	HI	3.5	1.558
Charlotte	Charlotte County Utilities - Eastport WWTP	Charlotte County Utilities - Eastport WWTP	FL0040291	HI	6	4.516
Charlotte	Riverwoods Utilities WWTP	Charlotte County Utilities - Eastport WWTP	FL0040291	HI	1	0.637
Charlotte	Charlotte County Utilities - Eastport WWTP	Charlotte County Utilities - Westport WWTP	FLA014048	HI	1.2	1.137
Charlotte	Riverwoods Utilities WWTP	Riverwoods Utilities WWTP	FLA014060	HI	0.499	0.129
Charlotte	Charlotte County Utilities - Burnt Store WWTP	Charlotte County Utilities - Burnt Store WWTP	FLA014083	HI	0.5	0.318
Charlotte	Charlotte County Utilities - Eastport WWTP	Rotonda WRF	FLA014098	HI	2	0.747
Charlotte	Englewood Water District WRF	Englewood Water District WRF	FLA014126	HI	3.4	1.596

Florida Department of Environmental Protection
2021 Reuse Inventory

County	Reuse System Name	WWTP Name	Facility ID	Disinfection Level	WWTP Capacity (mgd)	WWTP Flow (mgd)
Charlotte	Charlotte Correctional Institution WWTP	Charlotte Correctional Institution WWTP	FLA014130	HI	0.25	0.183
Charlotte	City of Punta Gorda WWTP	City of Punta Gorda WWTP	FLA118371	HI	4	2.686
Charlotte	Town and Country Utility Water Reclamation Facility	Town and Country Utility Water Reclamation Facility	FLA665495	HI	0.75	0.178
Citrus	Brentwood Regional WWTF	Brentwood Regional WWTF	FLA011844	BA	0.5	0.431
Citrus	Meadowcrest WWTF	Meadowcrest WWTF	FLA011845	HI	2	0.763
Citrus	City of Inverness WWTF	City of Inverness WWTF	FLA011847	HI	1.5	0.535
Citrus	City of Crystal River WWTF	City of Crystal River WWTF	FLA011848	BA	2.5	0.78
Citrus	Beverly Hills WWTF	Beverly Hills WWTF	FLA011869	BA	0.575	0.458
Citrus	Point O Woods	Point O Woods	FLA011893	HI	0.036	0.024
Citrus	Southwest Regional Water R. F. FKA Sugarmill Woods WWTF	Southwest Regional Water R. F. FKA Sugarmill Woods WWTF	FLA011903	BA	1.5	0.722
Clay	Green Cove Springs - Harbor Road WWTF	Green Cove Springs - Harbor Road WWTF	FL0020915	HI	0.75	0.505
Clay	Orange Park WWTF	Orange Park WWTF	FL0023922	BA	2.5	0.964
Clay	Spencer's Crossing WWTF	Miller Street WWTF	FL0025151	HI	4.99	1.17
Clay	Spencer's Crossing WWTF	Ridaught Landing WWTF	FL0039721	HI	2.37	1.114
Clay	Spencer's Crossing WWTF	Fleming Island Regional WWTF	FL0043834	HI	4	2.342
Clay	Spencer's Crossing WWTF	Spencer	FL0173371	HI	4	1.531
Clay	Spencer's Crossing WWTF	Mid-Clay Regional WWTF	FLA011377	HI	1.5	0.895
Clay	Peter's Creek (FKA Green Cove West) WWTF	Peter	FLA327841	BA	0.2	0.12
Collier	City of Naples Water Reclamation Facility	City of Naples Water Reclamation Facility	FL0026271	HI	10	4.418
Collier	Collier County South County WRF	Collier County South County WRF	FL0141356	HI	16	10.399
Collier	Collier County South County WRF	Collier County North County WRF	FL0141399	HI	24.1	10.615
Collier	Immokalee WWTP	Immokalee WWTP	FLA014132	BA	4	1.96
Collier	NE Utilities WWTP	NE Utilities WWTP	FLA014165	BA	0.75	0.393
Collier	Marco Island Utilities WWTP	Marco Island Utilities WWTP	FLA014167	HI	4.92	2.32
Collier	Everglades City WWTF	Everglades City WWTF	FLA027618	BA	0.16	0.077
Collier	Golden Gate WWTP	Golden Gate WWTP	FLA142140	HB	1.5	1.182

Florida Department of Environmental Protection
2021 Reuse Inventory

County	Reuse System Name	WWTP Name	Facility ID	Disinfection Level	WWTP Capacity (mgd)	WWTP Flow (mgd)
Collier	Ave Maria WWTP	Ave Maria WWTP	FLA376400	HI	0.9	0.474
Columbia	Columbia Correctional Institution WWTF	Columbia Correctional Institution WWTF	FLA011418	HB	0.525	0.298
Desoto	William Tyson WWTP	William Tyson WWTP	FL0027511	HI	2	1.008
Desoto	Desoto County Regional WWTF	Desoto County Regional WWTF	FLA530808	BA	0.75	0.433
Dixie	Cross City WWTF	Cross City WWTF	FLA114201	BA	0.64	0.318
Duval	USN NAS Jacksonville WWTF	USN NAS Jacksonville WWTF	FL0000957	HI	2.3	0.56
Duval	Jacksonville Beach WWTF	Jacksonville Beach WWTF	FL0020231	BA	4.5	2.505
Duval	Arlington East WWTF	Mandarin WRF	FL0023493	HI	8.75	6.928
Duval	Mandarin WRF	Mandarin WRF	FL0023493	HI	8.75	6.9
Duval	Buckman WWTF	Buckman WWTF	FL0026000	BA	52.5	27.178
Duval	Arlington East WWTF	Arlington East WWTF	FL0026441	HI	25	19.97
Duval	Mandarin WRF	Arlington East WWTF	FL0026441	HI	25	20.52
Duval	District II WWTF	District II WWTF	FL0026450	BA	10	5.76
Duval	Southwest District WWTF	Southwest District WWTF	FL0026468	BA	14	12.35
Duval	Baldwin WWTF	Baldwin WWTF	FL0027812	BA	0.4	0.247
Duval	Atlantic Beach WWTF	Atlantic Beach WWTF	FL0038776	HB	3.5	2.058
Duval	Arlington East WWTF	Julington Creek WRF	FL0043591	HI	1	0.874
Duval	Mandarin WRF	Julington Creek WRF	FL0043591	HI	1	0.87
Duval	Arlington East WWTF	Blacks Ford WRF	FL0174441	HI	6	5.253
Duval	Mandarin WRF	Blacks Ford WRF	FL0174441	HI	6	5.25
Duval	Normandy Village Utility Company WWTF	Normandy Village Utility Company WWTF	FLA011517	BA	0.4	0.337
Escambia	ECUA - Pensacola Beach WRF	ECUA - Pensacola Beach WRF	FL0024007	HI	1.27	0.067
Escambia	ECUA - Pensacola Beach WRF	ECUA - Pensacola Beach WRF	FL0024007	IM	2.4	0.85
Escambia	ECUA - Bayou Marcus Water Reclamation Facility	ECUA - Bayou Marcus Water Reclamation Facility	FL0031801	BA	8.2	6.083
Escambia	ECUA - Central Water Reclamation Facility	ECUA - Central Water Reclamation Facility	FL0559351	HI	22.5	15.455
Flagler	City of Bunnell WWTF	City of Bunnell WWTF	FL0020907	HI	0.6	0.255
Flagler	City of Bunnell WWTF	City of Bunnell WWTF	FL0020907	LL	0.3	0.109

Florida Department of Environmental Protection
2021 Reuse Inventory

County	Reuse System Name	WWTP Name	Facility ID	Disinfection Level	WWTP Capacity (mgd)	WWTP Flow (mgd)
Flagler	Dunes Community Development District WWTF	Palm Coast WWTF	FL0116009	HI	6.83	1.498
Flagler	Palm Coast WWTF	Palm Coast WWTF	FL0116009	HI	6.83	6.087
Flagler	Palm Coast WWTF #2	Palm Coast WWTF #2	FL0710008	HI	2	1.146
Flagler	Plantation Bay WWTF	Plantation Bay WWTF	FLA011597	BA	0.475	0.214
Flagler	Dunes Community Development District WWTF	Dunes Community Development District WWTF	FLA011602	HI	0.71	0.411
Franklin	Apalachicola WWTF	Apalachicola WWTF	FLA038857	HI	1	0.391
Franklin	Kenneth B. Cope AWT Facility	Kenneth B. Cope AWT Facility	FLA100641	HI	1.2	0.395
Gadsden	Quincy WWTP	Quincy WWTP	FL0029033	BA	1.5	1.03
Gadsden	Havana WWTF	Havana WWTF	FLA100765	BA	0.4	0.161
Gadsden	City of Gretna WWTP	City of Gretna WWTP	FLA100781	HI	0.4	0.164
Gadsden	Gadsden East WWTF	Gadsden East WWTF	FLA187941	BA	0.25	0.212
Gilchrist	Trenton WWTF	Trenton WWTF	FLA011615	BA	0.2	0.143
Gilchrist	Lancaster Correctional Institution WWTF	Lancaster Correctional Institution WWTF	FLA011620	BA	0.25	0.091
Gulf	Gulf Correctional Institution WWTP	Gulf Correctional Institution WWTP	FLA010105	BA	0.35	0.15
Gulf	City of Port St. Joe WWTF	City of Port St. Joe WWTF	FLA020206	HI	1.9	0.85
Hamilton	Jennings WWTF	Jennings WWTF	FLA011623	BA	0.175	0.12
Hamilton	White Springs WWTF	White Springs WWTF	FLA116220	BA	0.15	0.0431
Hardee	Hardee Correctional Institution	Hardee Correctional Institution	FLA012022	BA	0.212	0.202
Hardee	City of Wauchula WWTF	City of Wauchula WWTF	FLA119890	BA	1.2	0.686
Hardee	City of Zolfo Springs WWTF	City of Zolfo Springs WWTF	FLA119903	BA	0.29	0.109
Hardee	City of Bowling Green WWTF	City of Bowling Green WWTF	FLA119911	BA	0.32	0.26
Hardee	Wauchula Hills WWTP	Wauchula Hills WWTP	FLA290980	BA	0.36	0.136
Hendry	Port Labelle WWTP	Port Labelle WWTP	FLA014290	BA	0.499	0.193
Hernando	Ridge Manor Subregional WWTF	Ridge Manor Subregional WWTF	FLA012031	BA	0.75	0.254
Hernando	William S. Smith Water Reclamation Facility	William S. Smith Water Reclamation Facility	FLA012036	BA	8	0.714
Hernando	William S. Smith Water Reclamation Facility	William S. Smith Water Reclamation Facility	FLA012036	HI	0.723	0.266

Florida Department of Environmental Protection
2021 Reuse Inventory

County	Reuse System Name	WWTP Name	Facility ID	Disinfection Level	WWTP Capacity (mgd)	WWTP Flow (mgd)
Hernando	Spring Hill WRF	Spring Hill WRF	FLA012043	HI	2.5	1.263
Hernando	Glen Water Reclamation Facility	Glen Water Reclamation Facility	FLA012069	HI	3	1.417
Hernando	Hernando County Airport WRF	Hernando County Airport WRF	FLA017223	BA	3.5	1.598
Highlands	City of Sebring Cemetery Road WWTP	City of Sebring Cemetery Road WWTP	FLA014311	BA	1.5	1.055
Highlands	City of Avon Park WWTP	City of Avon Park WWTP	FLA014313	BA	1.8	0.808
Highlands	Western Blvd WWTP	Western Blvd WWTP	FLA014328	BA	0.2	0.085
Highlands	Tomoka Heights WWTP AKA Placid Utilities	Tomoka Heights WWTP AKA Placid Utilities	FLA014329	BA	0.2	0.055
Highlands	Sun'N Lake of Sebring Unit 23 WWTP	Sun	FLA014389	BA	0.7	0.333
Highlands	North Main Street WWTP	North Main Street WWTP	FLA281484	HI	0.249	0.109
Hillsborough	Howard F. Curren AWTP	Howard F. Curren AWTP	FL0020940	HI	96	59.9
Hillsborough	Plant City WRF	Plant City WRF	FL0026557	HI	10	4.994
Hillsborough	Falkenburg Road AWTP	South County Regional AWWTP	FL0028061	HI	10	8.59
Hillsborough	Falkenburg Road AWTP	Falkenburg Road AWTP	FL0040614	HI	12	10.32
Hillsborough	Falkenburg Road AWTP	Valrico AWWTF	FL0040983	HI	12	6.94
Hillsborough	Northwest Regional WRF	Northwest Regional WRF	FL0041670	HI	30	17.51
Hillsborough	Rice Creek WWTF	Rice Creek WWTF	FL0122076	IM	0.225	0.095
Hillsborough	MacDill AFB WWTP	MacDill AFB WWTP	FLA012124	HI	1.2	0.613
Hillsborough	Riverside Club WWTP	Riverside Club WWTP	FLA012169	BA	0.12	0.067
Hillsborough	Northwest Regional WRF	Van Dyke WWTP	FLA012234	HI	1.7	1.42
Hillsborough	Country Meadows-Golden Lakes WWTP	Country Meadows-Golden Lakes WWTP	FLA122246	HI	0.21	0.116
Indian River	IRCUD/Central (Gifford) WWTF	IRCUD/West Regional WWTF	FL0041637	HI	6	2.422
Indian River	IRCUD/Central (Gifford) WWTF	IRCUD/Central (Gifford) WWTF	FLA010431	HI	4	2.323
Indian River	IRCUD/Central (Gifford) WWTF	IRCUD/South Regional WWTF	FLA010435	HI	2	0.753
Indian River	IRCUD/Central (Gifford) WWTF	IRCDUS/Blue Cypress	FLA010439	HI	0.017	0.0012
Jackson	Town of Sneads WWTF	Town of Sneads WWTF	FLA010115	BA	0.733	0.405
Jackson	Jackson Correctional Institution WWTP	Jackson Correctional Institution WWTP	FLA010127	BA	0.275	0.0901
Jackson	City of Marianna WWTP	City of Marianna WWTP	FLA101141	BA	4	1.745

Florida Department of Environmental Protection
2021 Reuse Inventory

County	Reuse System Name	WWTP Name	Facility ID	Disinfection Level	WWTP Capacity (mgd)	WWTP Flow (mgd)
Jackson	Cottdale WWTP	Cottdale WWTP	FLA101168	BA	0.25	0.162
Jackson	Town of Grand Ridge WWTF	Town of Grand Ridge WWTF	FLA546429	BA	0.205	0.055
Jefferson	City of Monticello WWTP	City of Monticello WWTP	FL0027839	BA	0.8	0.36
Jefferson	Jefferson Correctional Institution WWTF	Jefferson Correctional Institution WWTF	FLA011642	HI	0.25	0.146
Lafayette	Mayo Correctional Institution WWTF	Mayo Correctional Institution WWTF	FLA011646	BA	0.495	0.149
Lake	Eustis Bates Avenue WWTF	Eustis Bates Avenue WWTF	FLA010507	HI	2.4	1.324
Lake	Mt. Dora #1 WWTF	Mt. Dora #1 WWTF	FLA010508	HI	1.5	0.715
Lake	Tavares/Woodlea Road WWTF	Tavares/Woodlea Road WWTF	FLA010509	HI	3	1.529
Lake	Clermont - East	Clermont - East	FLA010515	HI	4	3.133
Lake	Clerbrook RV Resorts	Clerbrook RV Resorts	FLA010538	BA	0.12	0.035
Lake	Villages WWTF	Villages WWTF	FLA010555	HI	1.64	0.901
Lake	Pennbrooke Fairways	Pennbrooke Fairways	FLA010570	HI	0.18	0.074
Lake	Lake Groves WWTF	Lake Groves WWTF	FLA010630	HI	0.999	0.693
Lake	Southlake Utilities WWTF	Southlake Utilities WWTF	FLA010634	BA	1.15	0.841
Lake	Mid Florida Lakes WWTF	Mid Florida Lakes WWTF	FLA010657	BA	0.18	0.109
Lake	Lake Correctional Institution	Lake Correctional Institution	FLA010660	BA	0.18	0.121
Lake	Leesburg/Canal St. WWTF	Leesburg/Canal St. WWTF	FLA105066	HI	3.5	2.6
Lake	Leesburg/Canal St. WWTF	Leesburg/Turnpike WWTF	FLA105147	HI	3	1.7
Lake	St. Johns River Utility WWTF (FKA Astor/Astor Park)	St. Johns River Utility WWTF (FKA Astor/Astor Park)	FLA187496	BA	0.3	0.14
Lake	Mt. Dora #1 WWTF	Mt. Dora #2 - James Snell	FLA268542	HI	1.25	0.616
Lake	Eustis Bates Avenue WWTF	Eustis - Eastern WWTF	FLA295965	HI	1	0.167
Lake	Pine Island	Pine Island	FLA297631	HI	0.225	0.052
Lake	City of Minneola WWTF	City of Minneola WWTF	FLA356344	HI	1	0.351
Lake	Lady Lake WWTF	Lady Lake WWTF	FLA399761	HB	1	0.496
Lee	Fort Myers Central AWWTF	Fort Myers Central AWWTF	FL0021261	BA	11	7.09
Lee	Everest Parkway WRF	Everest Parkway WRF	FL0030007	HI	13.4	7.16
Lee	Fort Myers Beach WRF	Lee County Utilities - Fiesta Village	FL0039829	HI	5	0.974
Lee	Lee County Utilities - Fiesta Village	Lee County Utilities - Fiesta Village	FL0039829	HI	5	3.103

Florida Department of Environmental Protection
2021 Reuse Inventory

County	Reuse System Name	WWTP Name	Facility ID	Disinfection Level	WWTP Capacity (mgd)	WWTP Flow (mgd)
Lee	Bonita Springs Water Reclamation (West)	Bonita Springs Utilities East WRF	FLA012343	HI	4	2.384
Lee	Donax Water Reclamation Facility	Donax Water Reclamation Facility	FLA014430	HI	2.375	1.314
Lee	Bonita Springs Water Reclamation (West)	Bonita Springs Water Reclamation (West)	FLA014443	HI	7	2.637
Lee	Lake Fairways WWTP	Lake Fairways WWTP	FLA014463	HI	0.3	0.186
Lee	Citrus Park North	Citrus Park North	FLA014477	BA	0.199	0.0753
Lee	Forest Utilities WWTP	Forest Utilities WWTP	FLA014478	HI	0.8	0.39
Lee	Fiddlesticks Country Club	Fiddlesticks Country Club	FLA014484	HI	0.15	0.07
Lee	Eagle Ridge WWTP	Eagle Ridge WWTP	FLA014498	HI	0.318	0.185
Lee	Cross Creek WWTF	Cross Creek WWTF	FLA014505	HI	0.249	0.122
Lee	Gateway Water Reclamation Facility	Gateway Water Reclamation Facility	FLA014542	HI	3	1.613
Lee	Everest Parkway WRF	Del Prado WWTF	FLA014548	HI	4.25	2.63
Lee	Gasparilla Island Water Domestic DIW	Gasparilla Island Water Domestic DIW	FLA014641	HI	0.705	0.439
Lee	Fort Myers Beach WRF	Fort Myers Beach WRF	FLA144215	HI	6	3.5
Lee	Three Oaks WWTF	Three Oaks WWTF	FLA145190	HI	6	3.776
Lee	Pine Island WRF	Pine Island WRF	FLA176460	HI	0.383	0.137
Lee	Everest Parkway WRF	Southwest WRF	FLA455458	HI	15	7.13
Leon	T P Smith Water Reclamation Facility	T P Smith Water Reclamation Facility	FLA010139	HI	26.5	19.61
Leon	Meadows-At-Woodrun WWTF	Meadows-At-Woodrun WWTF	FLA010159	HI	0.098	0.077
Leon	Lake Jackson WWTP	Lake Jackson WWTP	FLA010171	BA	0.5	0.329
Leon	Killlearn Lakes WWTP	Killlearn Lakes WWTP	FLA010173	BA	0.826	0.433
Levy	Cedar Key WRF	Cedar Key WRF	FL0031216	HI	0.166	0.107
Levy	Cedar Key WRF	Cedar Key WRF	FL0031216	HI	0	0
Levy	Chiefland WWTF	Chiefland WWTF	FLA011648	BA	0.475	0.268
Liberty	Liberty Correctional Institution WWTP	Liberty Correctional Institution WWTP	FLA010179	BA	0.28	0.169
Liberty	Bristol WWTF	Bristol WWTF	FLA284602	LL	0.25	0.119
Manatee	City of Palmetto WWTP	City of Palmetto WWTP	FL0020401	HI	2.4	1.579
Manatee	City of Bradenton WWTP	City of Bradenton WWTP	FL0021369	HI	9	6.332

Florida Department of Environmental Protection
2021 Reuse Inventory

County	Reuse System Name	WWTP Name	Facility ID	Disinfection Level	WWTP Capacity (mgd)	WWTP Flow (mgd)
Marion	City of Belleview	City of Belleview	FLA010678	HI	0.76	0.41
Marion	Ocala WRF #2	Ocala WRF #2	FLA010680	HB	6.6	3.379
Marion	MCUD Stonecrest WWTF	MCUD Stonecrest WWTF	FLA010741	BA	1	0.223
Marion	Marion Correctional Institute WWTF	Marion Correctional Institute WWTF	FLA010789	HI	0.724	0.518
Marion	Rainbow Springs Fifth Replat WWTF	Rainbow Springs Fifth Replat WWTF	FLA012693	BA	0.23	0.146
Marion	MCUD/Oak Run	MCUD/Oak Run	FLA012697	HB	1.6	0.942
Marion	City of Dunnellon WWTF	City of Dunnellon WWTF	FLA126594	BA	0.49	0.167
Marion	Ocala WRF #3	Ocala WRF #3	FLA190268	HI	4.43	2.288
Marion	Marion County - Northwest Regional WWTF	Marion County - Northwest Regional WWTF	FLA272060	HB	0.2	0.126
Marion	MCUD/Silver Springs Shores WRF	MCUD/Silver Springs Shores WRF	FLA296651	HB	2	1.184
Marion	Juliette Falls WWTF	Juliette Falls WWTF	FLA490415	BA	0.026	0
Martin	Martin County Tropical Farms WWTF	Martin County Tropical Farms WWTF	FL0043214	HI	5.9	3.111
Martin	South Martin Regional Util. (FKA Hydratech) WWTF	South Martin Regional Util. (FKA Hydratech) WWTF	FLA013859	HI	1.4	0.864
Martin	Sailfish Point WWTF	Sailfish Point WWTF	FLA017466	HI	0.25	0.0807
Martin	Indiantown Company WWTF	Indiantown Company WWTF	FLA029939	HB	0.75	0.225
Martin	City of Stuart	City of Stuart	FLA041459	HI	4	1.8
Martin	Martin County Utilities North WWTF	Martin County Utilities North WWTF	FLA043192	HI	2.76	1.486
Miami-Dade	MDWASA Central District WWTF	MDWASA Central District WWTF	FL0024805	HB	143	110.5
Miami-Dade	MDWASD North District WWTP	MDWASD North District WWTP	FL0032182	HB	120	103.71
Miami-Dade	City of Homestead	City of Homestead	FLA013609	HI	5	4.621
Miami-Dade	MDWASA South District WWTF	MDWASA South District WWTF	FLA042137	HI	112.5	101.8
Monroe	City of Key Colony Beach	City of Key Colony Beach	FLA014720	HI	0.34	0.207
Monroe	Duck Key Wastewater Cooperative	Duck Key Wastewater Cooperative	FLA014772	HI	0.274	0.14
Monroe	Key West Resort Utility	Key West Resort Utility	FLA014951	HI	0.849	0.577
Monroe	North Key Largo WWTP	North Key Largo WWTP	FLA015009	HI	0.499	0.262
Monroe	City of Marathon Area 5 Little Venice WWTP	City of Marathon Area 5 Little Venice WWTP	FLA187364	HB	0.45	0.346
Monroe	City of Marathon Area 4 WWTP	City of Marathon Area 4 WWTP	FLA550973	HI	0.4	0.29

Florida Department of Environmental Protection
2021 Reuse Inventory

County	Reuse System Name	WWTP Name	Facility ID	Disinfection Level	WWTP Capacity (mgd)	WWTP Flow (mgd)
Monroe	Big Coppitt WWTP	Big Coppitt WWTP	FLA567591	HB	0.411	0.315
Monroe	City of Marathon Area 3 WWTP	City of Marathon Area 3 WWTP	FLA642851	HI	0.25	0.183
Monroe	City of Marathon Area 7 WWTP	City of Marathon Area 7 WWTP	FLA705250	HI	0.2	0.041
Nassau	Hilliard WWTF	Hilliard WWTF	FL0043079	BA	0.48	0.288
Nassau	Nassau Regional WWTF	Nassau Regional WWTF	FL0116793	HI	2	1.47
Nassau	Nassau Amelia Utilities WWTF	Nassau Amelia Utilities WWTF	FLA011688	HI	0.95	0.71
Okaloosa	Hurlburt Field AWTP	Hurlburt Field AWTP	FL0003174	HI	1	0.602
Okaloosa	Jerry D. Mitchem WRF at Bob Sikes Industrial Park	Jerry D. Mitchem WRF at Bob Sikes Industrial Park	FLA010181	BA	0.391	0.138
Okaloosa	Russell F. W. Stephenson WWTF	Russell F. W. Stephenson WWTF	FLA010182	BA	0.98	0.64
Okaloosa	NV Regional WWTF	NV Regional WWTF	FLA010185	HB	3.35	2.097
Okaloosa	Mary Esther WWTP	Mary Esther WWTP	FLA010191	BA	1.1	0.533
Okaloosa	Crestview WWTP	Crestview WWTP	FLA010193	BA	2.18	1.514
Okaloosa	George F. French Water Reclamation Facility	George F. French Water Reclamation Facility	FLA010194	HI	6	3.428
Okaloosa	Okaloosa Correctional Institution WWTF	Okaloosa Correctional Institution WWTF	FLA010202	BA	0.225	0.151
Okaloosa	Arbennie Pritchett Water Reclamation Facility	Arbennie Pritchett Water Reclamation Facility	FLA485942	HB	15	7.9
Okeechobee	Cemetery Road Wastewater Treatment Facility	Cemetery Road Wastewater Treatment Facility	FLA013888	HI	3.9	0.904
Okeechobee	Okeechobee Correctional WWTF	Okeechobee Correctional WWTF	FLA013940	BA	0.2	0.218
Orange	Winter Garden WWTF	Winter Garden WWTF	FL0020109	HB	4.75	4.06
Orange	Orlando/Conserv I WWTF	Orlando/Iron Bridge Regional WRF	FL0037966	HI	40	4.55
Orange	OCUD/Eastern Subregional WRF	OCUD/Eastern Subregional WRF	FL0038849	HB	24	18.871
Orange	Orlando/Conserv I WWTF	OCUD/Eastern Subregional WRF	FL0038849	HB	24	3.35
Orange	Ocoee WWTF	Conserv II Distribution Center	FLA010795	HB	21	0.033
Orange	OCUD/Northwest Water Reclamation Facility	OCUD/Northwest Water Reclamation Facility	FLA010798	HI	11.25	7.342
Orange	Ocoee WWTF	OCUD/Northwest Water Reclamation Facility	FLA010798	HI	11.25	2.32
Orange	Conserv II Distribution Center	Orlando - Conserv II WRF	FLA010814	HI	21	11.072

Florida Department of Environmental Protection
2021 Reuse Inventory

County	Reuse System Name	WWTP Name	Facility ID	Disinfection Level	WWTP Capacity (mgd)	WWTP Flow (mgd)
Orange	Orlando - Conserv II WRF	Orlando - Conserv II WRF	FLA010814	HI	21	14.534
Orange	Ocoee WWTF	Ocoee WWTF	FLA010815	HB	3	1.67
Orange	Orlando/Conserv I WWTF	Orlando/Conserv I WWTF	FLA010816	HI	7.5	4.93
Orange	Apopka WRF - Project Arrow	Apopka WRF - Project Arrow	FLA010818	HI	8	3.084
Orange	Winter Park Estates WWTF	Winter Park Estates WWTF	FLA010819	HI	0.75	0.511
Orange	Fairways Country Club WWTF	Fairways Country Club WWTF	FLA010823	HI	0.15	0.122
Orange	Gulfstream Harbor WWTF	Gulfstream Harbor WWTF	FLA010835	BA	0.1	0.044
Orange	Rock Springs MHP WWTF	Rock Springs MHP WWTF	FLA010871	BA	0.15	0.099
Orange	Wedgefield WWTF	Wedgefield WWTF	FLA010900	HI	0.33	0.145
Orange	Conserv II Distribution Center	OCUD/South WRF	FLA107972	HI	56	14.439
Orange	OCUD/South WRF	OCUD/South WRF	FLA107972	HI	56	24.319
Orange	Reedy Creek Improvement District	Reedy Creek Improvement District	FLA108219	HI	20	11.362
Osceola	TWA - Cypress West	TWA - Walnut Drive WRF	FL0036862	HI	0.85	1.807
Osceola	TWA - Camelot S/D WWTF	TWA - South Bermuda	FLA010957	HI	13	12.191
Osceola	TWA - Sandhill Road WWTF	TWA - Sandhill Road WWTF	FLA010958	HI	6	4.973
Osceola	TWA - Parkway WWTF	TWA - Parkway WWTF	FLA010960	HI	1.5	1.218
Osceola	St. Cloud Southside WRF	St. Cloud Southside WRF	FLA010962	HI	7.6	4.656
Osceola	Good Samaritan Retirement Village WWTF	Good Samaritan Retirement Village WWTF	FLA010974	HI	0.3	0.15
Osceola	TWA - Cypress West	TWA - Lake Marion	FLA010979	HI	2	0.707
Osceola	TWA - Camelot S/D WWTF	TWA - Camelot S/D WWTF	FLA010983	HI	5	3.824
Osceola	TWA - Camelot S/D WWTF	TWA - Cypress West	FLA109843	HI	3	1.093
Osceola	TWA - Cypress West	TWA - Cypress West	FLA109843	HI	3.5	2.732
Osceola	TWA - Harmony Community Dev. District WWTF	TWA - Harmony Community Dev. District WWTF	FLA267872	BA	0.499	0.22
Palm Beach	City of Boca Raton WWTP	City of Boca Raton WWTP	FL0026344	BA	0	0
Palm Beach	City of Boca Raton WWTP	City of Boca Raton WWTP	FL0026344	BA	0	4.44
Palm Beach	City of Boca Raton WWTP	City of Boca Raton WWTP	FL0026344	HI	17.5	10.99

Florida Department of Environmental Protection
2021 Reuse Inventory

County	Reuse System Name	WWTP Name	Facility ID	Disinfection Level	WWTP Capacity (mgd)	WWTP Flow (mgd)
Palm Beach	Loxahatchee Env. Control Dist WWTP	Loxahatchee Env. Control Dist WWTP	FL0034649	HI	11	7.171
Palm Beach	South Central Regional WWTP	South Central Regional WWTP	FL0035980	HB	24	17.98
Palm Beach	Seacoast Utilities Authority PGA Regional WWTF	Seacoast Utilities Authority PGA Regional WWTF	FL0038768	HI	12	7.543
Palm Beach	Palm Beach County Southern Region Water Reclamation Facility	Palm Beach County Southern Region Water Reclamation Facility	FL0041424	HI	35	19.58
Palm Beach	Central Region Reclaimed Water facility	Central Region Reclaimed Water facility	FL0471275	HI	3	0.536
Palm Beach	Okeelanta Corporation	Okeelanta Corporation	FLA013706	BA	0.225	0.0312
Palm Beach	Western Region WWTF	Western Region WWTF	FLA027740	BA	6.5	3.235
Palm Beach	East Central Regional Water Reclamation Facility	East Central Regional Water Reclamation Facility	FLA041360	HB	70	45.21
Palm Beach	Village of Wellington WWTP	Village of Wellington WWTP	FLA042595	HI	6.5	3.83
Palm Beach	Western Region North WWTP	Western Region North WWTP	FLA136778	BA	1.2	1.072
Pasco	City of New Port Richey WWTF	City of New Port Richey WWTF	FL0127434	HI	7.5	5.438
Pasco	Pasco County Master Reuse System	City of New Port Richey WWTF	FL0127434	HI	7.5	3.828
Pasco	Pasco County Master Reuse System	Land O	FLA012731	HI	3.5	2.35
Pasco	Pasco County Master Reuse System	Embassy Hills Subregional WWTF	FLA012735	HI	3.5	1.823
Pasco	Pasco County Master Reuse System	Southeast Pasco Subregional WWTF	FLA012737	HI	3	2.736
Pasco	Pasco County Master Reuse System	Shady Hills Subregional WWTF	FLA012741	HI	14	8.655
Pasco	Dade City WWTP	Dade City WWTP	FLA012742	HB	1.5	0.654
Pasco	City of Zephyrhills WWTP	City of Zephyrhills WWTP	FLA012744	HI	3.85	1.676
Pasco	Seven Springs WWTF	Seven Springs WWTF	FLA012752	HI	3.089	1.79
Pasco	Jasmine Lakes WWTF	Jasmine Lakes WWTF	FLA012768	BA	0.308	0.288
Pasco	Palm Terrace Gardens	Palm Terrace Gardens	FLA012773	BA	0.13	0.08
Pasco	Forest Lake Estates WWTP	Forest Lake Estates WWTP	FLA012801	BA	0.216	0.038
Pasco	Travelers Rest WWTF	Travelers Rest WWTF	FLA012831	HI	0.1	0.025
Pasco	Pasco County Master Reuse System	Wesley Center Subregional WWTF	FLA016094	HI	6	5.747
Pinellas	City of Dunedin Mainland	City of Dunedin Mainland	FL0021326	HI	6	4.5
Pinellas	City of Clearwater Master Reuse System	City of Clearwater Marshall Street WRF	FL0021857	HI	10	5.8529
Pinellas	City of Clearwater Master Reuse System	City of Clearwater East AWWTP	FL0021865	HI	5	2.9317

Florida Department of Environmental Protection
2021 Reuse Inventory

County	Reuse System Name	WWTP Name	Facility ID	Disinfection Level	WWTP Capacity (mgd)	WWTP Flow (mgd)
Pinellas	City of Largo	City of Largo	FL0026603	HI	18	12.83
Pinellas	City of Oldsmar	City of Oldsmar	FL0027651	HI	2.25	1.46
Pinellas	William E. Dunn WRF	City of Oldsmar	FL0027651	HI	2.25	0.11
Pinellas	City of Tarpon Springs	City of Tarpon Springs	FL0030406	HI	4	2.02
Pinellas	Mid-County WWTP	Mid-County WWTP	FL0034789	HI	0.9	0.861
Pinellas	South Cross Bayou WRF	South Cross Bayou WRF	FL0040436	HI	33	23.55
Pinellas	William E. Dunn WRF	William E. Dunn WRF	FL0128775	HI	9	6.684
Pinellas	City of Clearwater Master Reuse System	City of Clearwater Northeast WRF	FL0128937	HI	13.5	5.6275
Pinellas	William E. Dunn WRF	City of Clearwater Northeast WRF	FL0128937	HI	13.5	0.334
Pinellas	St. Petersburg Master Urban Reuse System	St. Petersburg Northwest WRF	FLA128821	HI	20	9.88
Pinellas	St. Petersburg Master Urban Reuse System	St. Petersburg Albert Whitted WRF	FLA128830	HI	12.4	0
Pinellas	St. Petersburg Master Urban Reuse System	St. Petersburg, City of - Southwest WRF	FLA128848	HI	20	15.18
Pinellas	St. Petersburg Master Urban Reuse System	St. Petersburg Northeast WRF	FLA128856	HI	16	7.86
Polk	Auburndale Allred WWTP	Auburndale Allred WWTP	FL0021466	HI	1.4	0.564
Polk	City of Winter Haven WWTP#3	City of Winter Haven WWTP#3	FL0036048	HB	7.5	4.11
Polk	City of Lakeland Glendale WRF	City of Lakeland Glendale WRF	FL0039772	BA	13.7	7.702
Polk	Northeast Regional WWTF	Northeast Regional WWTF	FL0A00002	HI	4.75	3.967
Polk	Outdoor Resorts at Orlando WWTF	Outdoor Resorts at Orlando WWTF	FLA011047	BA	0.125	0.108
Polk	Sun Ray WWTP	Sun Ray WWTP	FLA012949	BA	1	0.408
Polk	City of Lakeland Glendale WRF	Southwest Regional WWTP	FLA012954	HB	3.125	0.397
Polk	Southwest Regional WWTP	Southwest Regional WWTP	FLA012954	HI	4	2.086
Polk	Waverly WWTF	Waverly WWTF	FLA012968	BA	0.13	0.03
Polk	City of Lake Alfred	City of Lake Alfred	FLA012975	HI	0.9	0.492
Polk	Bartow City of WRF	Bartow City of WRF	FLA012976	BA	4	2.519
Polk	Haines City WWTP	Haines City WWTP	FLA012977	HI	2.97	2.02
Polk	City of Lakeland Glendale WRF	City of Lakeland Northside WRF	FLA012985	BA	8	4.04
Polk	Greenelefe Resort Center	Greenelefe Resort Center	FLA013016	BA	0.34	0.151
Polk	Carefree RV Country Club	Carefree RV Country Club	FLA013093	HI	0.075	0.019

Florida Department of Environmental Protection
2021 Reuse Inventory

County	Reuse System Name	WWTP Name	Facility ID	Disinfection Level	WWTP Capacity (mgd)	WWTP Flow (mgd)
Polk	Cypress Lakes WWTP	Cypress Lakes WWTP	FLA013123	HI	0.19	0.107
Polk	Polk Correctional Institution	Polk Correctional Institution	FLA013360	BA	0.313	0.148
Polk	City of Auburndale Regional WWTF	City of Auburndale Regional WWTF	FLA016559	HI	2.67	1.845
Polk	City of Winter Haven WWTP #2	City of Winter Haven WWTP #2	FLA129747	HI	1.7	1.31
Polk	City of Lake Wales WWTP	City of Lake Wales WWTP	FLA129844	HI	2.19	1.1
Polk	Northwest Regional WWTF	Northwest Regional WWTF	FLA178667	HI	1.515	1.204
Polk	Dundee Regional WWTF	Dundee Regional WWTF	FLA180416	HI	0.7	0.13
Polk	City of Davenport WWTF	City of Davenport WWTF	FLA377392	BA	0.525	0.314
Polk	Cardinal Hill WWTF	Cardinal Hill WWTF	FLA489093	BA	0.285	0.142
Putnam	Crescent City WWTF	Crescent City WWTF	FL0021610	BA	0.35	0.114
Putnam	Palatka WWTF	Palatka WWTF	FL0040061	HB	3.5	1.89
Putnam	River Park MHP WWTF	River Park MHP WWTF	FLA117218	HI	0.1	0.0403
Santa Rosa	Milton WWTF	Milton WWTF	FL0021903	HI	2.5	1.869
Santa Rosa	Navarre Beach WWTP	Navarre Beach WWTP	FL0023981	BA	0.032	0.013
Santa Rosa	Navarre Beach WWTP	Navarre Beach WWTP	FL0023981	BA	0.9	0.33
Santa Rosa	Pace Water System WWTP	Pace Water System WWTP	FL0102202	HI	2.32	1.726
Santa Rosa	Holley-Navarre Wastewater Treatment Facility	Holley-Navarre Wastewater Treatment Facility	FLA010211	HI	2.99	1.687
Santa Rosa	South Santa Rosa Utility System WWTF	South Santa Rosa Utility System WWTF	FLA010212	HI	3.5	1.94
Santa Rosa	Sundial Utilities WWTP	Sundial Utilities WWTP	FLA016779	BA	0.25	0.11
Santa Rosa	Holley Wastewater Reclamation Facility	Holley Wastewater Reclamation Facility	FLA548464	HI	0.25	0.051
Sarasota	City of Sarasota AWWTF	City of Sarasota AWWTF	FL0040771	HI	10.2	7.52
Sarasota	Venice Eastside WWTP	Venice Eastside WWTP	FL0041441	HI	8	3.477
Sarasota	Sarasota County North Master Reuse System	Bee Ridge WRF	FLA013372	HI	12	6.91
Sarasota	City of North Port WWTP	City of North Port WWTP	FLA013378	HI	4.99	2.018
Sarasota	Camelot Lakes WWTP	Camelot Lakes WWTP	FLA013390	BA	0.078	0.055
Sarasota	Sarasota County North Master Reuse System	Central County WRF	FLA013455	HI	8	5.75
Sarasota	Southwest WRF	Southwest WRF	FLA984841	HB	4	0.4

Florida Department of Environmental Protection
2021 Reuse Inventory

County	Reuse System Name	WWTP Name	Facility ID	Disinfection Level	WWTP Capacity (mgd)	WWTP Flow (mgd)
Seminole	Sanford/North WWTF	Sanford/North WWTF	FL0020141	HI	7.3	5.795
Seminole	Altamonte Springs Regional WRF	Altamonte Springs Regional WRF	FL0033251	HI	12.5	7.21
Seminole	Wekiva Hunt Club WRF	Wekiva Hunt Club WRF	FL0036251	HI	2.9	2.16
Seminole	Orlando/Iron Bridge Regional WRF	Orlando/Iron Bridge Regional WRF	FL0037966	HI	40	22.81
Seminole	Oviedo WRF	Orlando/Iron Bridge Regional WRF	FL0037966	HI	40	0.557
Seminole	Casselberry WRF	Casselberry WRF	FLA011066	HI	2.2	0.806
Seminole	Winter Springs/West	Winter Springs/West	FLA011067	HI	2.07	1.118
Seminole	Winter Springs - East WWTF	Winter Springs - East WWTF	FLA011068	HI	2.012	1.153
Seminole	Oviedo WRF	Oviedo WRF	FLA011074	HI	2.4	1.575
Seminole	Chuluota WWTF	Chuluota WWTF	FLA011076	HI	0.25	0.169
Seminole	Oviedo WRF	Chuluota WWTF	FLA011076	HI	0.4	0.167
Seminole	Palm Valley MHP WWTF	Palm Valley MHP WWTF	FLA011085	HI	0.15	0.083
Seminole	SCES/Greenwood Lakes WRF	SCES/Greenwood Lakes WRF	FLA011086	HI	3	2.074
Seminole	SCES - Northwest Regional	SCES - Northwest Regional	FLA042625	HI	3.5	2.376
Seminole	Sanford/North WWTF	Sanford/South WRF #2	FLA181714	HI	3	1.78
St. Johns	St Augustine WWTF No 1	St Augustine WWTF No 1	FL0021938	BA	4.95	4.075
St. Johns	Blacks Ford WRF	Mandarin WRF	FL0023493	HI	8.75	6.9
St. Johns	Julington Creek WRF	Mandarin WRF	FL0023493	HI	8.75	6.93
St. Johns	Blacks Ford WRF	Arlington East WWTF	FL0026441	HI	25	20.5
St. Johns	Julington Creek WRF	Arlington East WWTF	FL0026441	HI	25	20.52
St. Johns	Anastasia Island WWTF	Anastasia Island WWTF	FL0038831	HI	4.95	2.96
St. Johns	Northwest Wastewater Treatment Plant	State Road 16 WWTF	FL0043109	HI	0.98	0.676
St. Johns	Blacks Ford WRF	Julington Creek WRF	FL0043591	HI	1	0.87
St. Johns	Julington Creek WRF	Julington Creek WRF	FL0043591	HI	1	0.87
St. Johns	Players Club South WWTF	Players Club South WWTF	FL0044245	HI	2.4	0.67
St. Johns	Marsh Landing WWTF	Marsh Landing WWTF	FL0044253	HI	0.8	0.65
St. Johns	State Road 207 WWTF	State Road 207 WWTF	FL0117471	HI	0.25	0.178
St. Johns	Sawgrass WWTF	Sawgrass WWTF	FL0117897	HI	1.5	0.85

Florida Department of Environmental Protection
2021 Reuse Inventory

County	Reuse System Name	WWTP Name	Facility ID	Disinfection Level	WWTP Capacity (mgd)	WWTP Flow (mgd)
St. Johns	Ponte Vedra WRF	Ponte Vedra WRF	FL0117951	HI	0.8	0.608
St. Johns	Blacks Ford WRF	Blacks Ford WRF	FL0174441	HI	6	5.25
St. Johns	Julington Creek WRF	Blacks Ford WRF	FL0174441	HI	6	5.25
St. Johns	Northwest Wastewater Treatment Plant	Northwest Wastewater Treatment Plant	FL0670651	HI	3	1.413
St. Johns	Ponce De Leon WWTF	Ponce De Leon WWTF	FLA011773	BA	0.24	0.081
St. Lucie	Fort Pierce Utility Authority--WWTF	Fort Pierce Utility Authority--WWTF	FL0027278	BA	10	4.63
St. Lucie	SLCUD South Hutchinson Island Water Reclamation Facility	SLCUD South Hutchinson Island Water Reclamation Facility	FL0139475	HB	1.6	0.365
St. Lucie	SLCU North Hutchinson Island WWTF	SLCU North Hutchinson Island WWTF	FLA013946	HB	0.85	0.187
St. Lucie	Savanna Club WWTF	Savanna Club WWTF	FLA013958	BA	0.15	0.047
St. Lucie	St. Lucie County Utilities Holiday Pines WWTF	St. Lucie County Utilities Holiday Pines WWTF	FLA013969	HB	0.3	0.153
St. Lucie	Spanish Lakes Country Club	Spanish Lakes Country Club	FLA013977	BA	0.16	0.111
St. Lucie	Island Dunes Country Club WWTF	Island Dunes Country Club WWTF	FLA013980	HI	0.12	0.054
St. Lucie	Meadowood Community Association Inc. WWTF	Meadowood Community Association Inc. WWTF	FLA013982	HI	0.105	0.046
St. Lucie	Harbour Ridge Wastewater Treatment Facility	Harbour Ridge Wastewater Treatment Facility	FLA013986	HI	0.12	0.063
St. Lucie	St. Lucie West Services District	St. Lucie West Services District	FLA013993	HI	2.13	1.465
St. Lucie	Port St. Lucie Utility Westport WWTF	Port St. Lucie Utility Westport WWTF	FLA139653	HI	6	4.3
Sumter	Sumter Correctional Institution WWTF	Sumter Correctional Institution WWTF	FLA013558	HI	0.35	0.254
Sumter	Little Sumter Utility Co. WWTF	Little Sumter Utility Co. WWTF	FLA017133	HI	3	1.529
Sumter	City of Bushnell David Hanson WWTF	City of Bushnell David Hanson WWTF	FLA188697	BA	0.5	0.298
Sumter	North Sumter Utility Company WWTF	North Sumter Utility Company WWTF	FLA281581	HI	2.8	2.068
Sumter	Central Sumter Utility Company WWTF	Central Sumter Utility Company WWTF	FLA499951	HI	1.6	1.316
Suwannee	Live Oak WWTF	Live Oak WWTF	FLA011805	HB	2.21	0.9126
Suwannee	Advent Christian Village WWTF	Advent Christian Village WWTF	FLA011819	BA	0.21	0.041
Taylor	Perry WWTF	Perry WWTF	FL0026387	HI	1.25	1.1052

Florida Department of Environmental Protection
2021 Reuse Inventory

County	Reuse System Name	WWTP Name	Facility ID	Disinfection Level	WWTP Capacity (mgd)	WWTP Flow (mgd)
Taylor	Taylor Correctional Institution WWTF	Taylor Correctional Institution WWTF	FLA011831	BA	0.4	0.099
Union	City of Lake Butler WWTF	City of Lake Butler WWTF	FLA118338	BA	0.7	0.551
Volusia	Deland/Wiley M. Nash Water Reclamation Facility	Deland/Wiley M. Nash Water Reclamation Facility	FL0020303	HI	6	3.97
Volusia	Ormond Beach WWTF	Ormond Beach WWTF	FL0020532	HI	8	4.65
Volusia	Port Orange WWTF	Port Orange WWTF	FL0020559	HB	12	6.687
Volusia	City of Edgewater	City of Edgewater	FL0021431	HI	2.75	1.605
Volusia	Holly Hill WRF	Holly Hill WRF	FL0027677	HI	3	1.92
Volusia	New Smyrna Beach Water Reclamation Facility	New Smyrna Beach Water Reclamation Facility	FL0172090	HI	7	3.59
Volusia	VC/Southwest WWTF-2	VC/Southwest WWTF-2	FLA011121	HI	0.6	0.286
Volusia	VC/Southwest Regional WWTF-1	VC/Southwest Regional WWTF-1	FLA011128	HI	2.341	1.799
Volusia	VC/ Halifax Plantation WWTF-8	VC/ Halifax Plantation WWTF-8	FLA011131	HI	0.3	0.149
Volusia	Tymber Creek WWTF	Tymber Creek WWTF	FLA011193	HI	0.131	0.043
Volusia	VC/Southeast WWTF-7	VC/Southeast WWTF-7	FLA017413	HI	0.52	0.253
Volusia	Deltona Lakes	Deltona Lakes	FLA111724	HI	1.4	0.588
Volusia	Deltona Lakes	Deltona Eastern	FLA709883	HI	1	0.534
Wakulla	Wakulla County - Otter Creek WWTP	Wakulla County - Otter Creek WWTP	FLA010225	BA	1.2	0.664
Wakulla	Winco Utilities, Inc WWTP	Winco Utilities, Inc WWTP	FLA016544	BA	0.495	0.283
Wakulla	St. Marks WWTF	St. Marks WWTF	FLA102318	BA	0.1	0.048
Walton	South Walton Utility Company WWTP	South Walton Utility Company WWTP	FL0102482	HI	2.75	1.688
Walton	City of Freeport WWTP	City of Freeport WWTP	FLA010245	BA	0.6	0.531
Walton	Point Washington WWTF	Sandestin WWTP	FLA010251	HB	4	1.843
Walton	Sandestin WWTP	Sandestin WWTP	FLA010251	HB	4	1.985
Walton	Point Washington WWTF	Point Washington WWTF	FLA010252	HB	4	1.242
Walton	Seacrest WWTF	Point Washington WWTF	FLA010252	HB	4	1.816
Walton	Walton Correctional Institution WWTP	Walton Correctional Institution WWTP	FLA010254	BA	0.225	0.175
Walton	City of Defuniak Springs WWTP	City of Defuniak Springs WWTP	FLA102440	BA	1.5	1
Walton	Point Washington WWTF	Seacrest WWTF	FLA183555	HB	4	0.387

Florida Department of Environmental Protection
2021 Reuse Inventory

County	Reuse System Name	WWTP Name	Facility ID	Disinfection Level	WWTP Capacity (mgd)	WWTP Flow (mgd)
Walton	Seacrest WWTF	Seacrest WWTF	FLA183555	HB	4	0.509
Walton	Walton County Commerce Park at Mossy Head WWTF	Walton County Commerce Park at Mossy Head WWTF	FLA689637	BA	0.25	0.0253
Washington	Northwest Florida Reception Center WWTF	Northwest Florida Reception Center WWTF	FLA010260	BA	0.465	0.241
Washington	Chipley WWTP	Chipley WWTP	FLA027570	HI	1.2	1.08
Washington	City of Vernon WWTF	City of Vernon WWTF	FLA102563	BA	0.206	0.105

Notes:

* Some wastewater treatment facilities (WWTF) are listed more than once because they provide reclaimed water to more than one reuse system.

Appendix C. Supplemental Water Supplies

Facility ID	Reuse System Name	County	Source of Water	Avg Flow (mgd)
FL0027251	GRU - Main Street WRF	Alachua	RW	5.7571
FL0112895	Kanapaha WRF	Alachua	RW	11.5096
FLA011290	City of Alachua AWRP	Alachua	RW	0.75
FLA011291	Hawthorne WWTF	Alachua	RW	0.084
FLA011292	Newberry WWTF	Alachua	RW	0.235
FLA011322	University of Florida WWTF (FDOE)	Alachua	RW	1.53
FLA286095	High Springs WWTF	Alachua	RW	0.206
FLA011332	Baker Correctional Institution WWTF	Baker	RW	0.203
FL0021512	Panama City Beach WWTP #1	Bay	RW	7.829
FL0167959	Military Point Regional AWT Facility	Bay	RW	4.2
FL0169978	Lynn Haven AWTF	Bay	RW	2.032
FLA428523	North Bay WWTF	Bay	RW	0.11
FL0028126	Starke WWTF	Bradford	RW	0.676
FLA113450	Florida State Prison WWTF	Bradford	RW	0.94
FL0020541	Cape Canaveral WRF	Brevard	RW	1.134
FL0021105	Cocoa Beach WRF	Brevard	RW	3.308
FL0021521	Cocoa Water Reclamation Facility	Brevard	RW	2.0139
FL0021521	Cocoa Water Reclamation Facility	Brevard	SW	0.0228
FL0021571	City of Rockledge	Brevard	RW	2.19
FL0040622	BCUD/South Beaches	Brevard	RW	6.173
FL0041122	Melbourne/Grant Street	Brevard	RW	3.16
FL0042293	Barefoot Bay Advanced WWTF	Brevard	RW	0.632
FL0102679	BCUD/South Central Regional	Brevard	RW	4.74
FL0102920	Cape Canaveral Air Force Station Regional WWTF	Brevard	RW	0.42
FL0103268	Titusville North - Osprey	Brevard	RW	3.93
FLA010263	BCUD/North Regional/John D Wright	Brevard	RW	0.286
FLA010323	Melbourne/DB Lee WWTP	Brevard	RW	4.22
FLA010332	West Melbourne/Ray Bullard	Brevard	RW	1.9

Florida Department of Environmental Protection
2021 Reuse Inventory

Facility ID	Reuse System Name	County	Source of Water	Avg Flow (mgd)
FLA102695	BCUD/Sykes Creek Regional WWTF	Brevard	RW	3.209
FLA102750	BCUD/Port St John	Brevard	RW	0.398
FL0026255	Hollywood Southern Regional WWTF	Broward	RW	48.22
FL0031771	Broward Co North Regional WWTP	Broward	RW	71.3
FLA013580	Sunrise Southwest WWTP	Broward	RW	0.293
FLA013581	Pompano Beach Community Park Reuse City	Broward	DW	0.024
FLA013581	Pompano Beach Community Park Reuse City	Broward	RW	2.819
FLA013583	Tindall Hammock Wastewater Treatment Facility	Broward	RW	0.389
FLA017025	City of Miramar WWTF	Broward	RW	10.078
FLA040401	Plantation Regional WWTP	Broward	RW	12.6349
FLA042641	Sunrise No. 3 WWTP (Sawgrass)	Broward	RW	13.491
FLA706736	Town of Davie Water Reclamation Facility	Broward	RW	1.558
FL0040291	Charlotte County Utilities - Eastport WWTP	Charlotte	RW	6.4
FLA014060	Riverwoods Utilities WWTP	Charlotte	RW	0.766
FLA014083	Charlotte County Utilities - Burnt Store WWTP	Charlotte	RW	0.318
FLA014126	Englewood Water District WRF	Charlotte	RW	1.596
FLA014130	Charlotte Correctional Institution WWTP	Charlotte	RW	0.183
FLA118371	City of Punta Gorda WWTP	Charlotte	RW	2.686
FLA665495	Town and Country Utility Water Reclamation Facility	Charlotte	GW	0.666
FLA665495	Town and Country Utility Water Reclamation Facility	Charlotte	RW	0.178
FLA011844	Brentwood Regional WWTF	Citrus	RW	0.431
FLA011845	Meadowcrest WWTF	Citrus	RW	0.763
FLA011847	Inverness City of WWTF	Citrus	RW	0.535
FLA011848	City of Crystal River WWTF	Citrus	RW	0.78
FLA011869	Beverly Hills WWTF	Citrus	RW	0.458
FLA011893	Point O Woods	Citrus	RW	0.024
FLA011903	Southwest Regional Water R. F. FKA Sugarmill Woods WWTF	Citrus	RW	0.722
FL0020915	Green Cove Springs - Harbor Road WWTF	Clay	RW	0.505
FL0023922	Orange Park WWTF	Clay	RW	0.964
FL0173371	Spencer's Crossing WWTF	Clay	DW	0.278

Florida Department of Environmental Protection
2021 Reuse Inventory

Facility ID	Reuse System Name	County	Source of Water	Avg Flow (mgd)
FL0173371	Spencer's Crossing WWTF	Clay	GW	0.398
FL0173371	Spencer's Crossing WWTF	Clay	RW	7.052
FL0173371	Spencer's Crossing WWTF	Clay	SW	0.06
FLA327841	Peter's Creek (FKA Green Cove West) WWTF	Clay	RW	0.12
FL0026271	City of Naples Water Reclamation Facility	Collier	ASR	0.083
FL0026271	City of Naples Water Reclamation Facility	Collier	GW	0.02
FL0026271	City of Naples Water Reclamation Facility	Collier	RW	4.418
FL0026271	City of Naples Water Reclamation Facility	Collier	SW	2.228
FL0141356	Collier County South County WRF	Collier	GW	0.474
FL0141356	Collier County South County WRF	Collier	RW	21.014
FLA014132	Immokalee WWTP	Collier	RW	1.96
FLA014165	NE Utilities WWTP	Collier	RW	0.393
FLA014167	Marco Island Utilities WWTP	Collier	RW	2.32
FLA014167	Marco Island Utilities WWTP	Collier	SW	0.058
FLA027618	Everglades City WWTF	Collier	RW	0.077
FLA142140	Golden Gate WWTP	Collier	RW	1.182
FLA376400	Ave Maria WWTP	Collier	GW	1.12
FLA376400	Ave Maria WWTP	Collier	RW	0.474
FLA011418	Columbia Correctional Institution WWTF	Columbia	RW	0.298
FL0027511	William Tyson WWTP	Desoto	RW	1.008
FLA530808	Desoto County Regional WWTF	Desoto	RW	0.433
FLA114201	Cross City WWTF	Dixie	RO	0.266
FLA114201	Cross City WWTF	Dixie	RW	0.318
FL0000957	USN NAS Jacksonville WWTF	Duval	RW	0.56
FL0020231	Jacksonville Beach WWTF	Duval	RW	2.505
FL0023493	Mandarin WRF	Duval	DW	2
FL0023493	Mandarin WRF	Duval	GW	0.041
FL0023493	Mandarin WRF	Duval	RW	33.54
FL0026000	Buckman WWTF	Duval	RW	27.178
FL0026441	Arlington East WWTF	Duval	DW	2

Florida Department of Environmental Protection
2021 Reuse Inventory

Facility ID	Reuse System Name	County	Source of Water	Avg Flow (mgd)
FL0026441	Arlington East WWTF	Duval	GW	0.041
FL0026441	Arlington East WWTF	Duval	RW	33.025
FL0026450	District II WWTF	Duval	RW	5.76
FL0026468	Southwest District WWTF	Duval	RW	12.35
FL0027812	Baldwin WWTF	Duval	RW	0.247
FL0038776	Atlantic Beach WWTF	Duval	RW	2.058
FLA011517	Normandy Village Utility Company WWTF	Duval	RW	0.29
FL0024007	ECUA - Pensacola Beach WRF	Escambia	RW	0.917
FL0031801	ECUA - Bayou Marcus Water Reclamation Facility	Escambia	DW	0.001
FL0031801	ECUA - Bayou Marcus Water Reclamation Facility	Escambia	RW	6.083
FL0559351	ECUA - Central Water Reclamation Facility	Escambia	RW	15.455
FL0020907	City of Bunnell WWTF	Flagler	RW	0.364
FL0116009	Palm Coast WWTF	Flagler	RW	6.087
FL0710008	Palm Coast WWTF #2	Flagler	RW	1.146
FLA011597	Plantation Bay WWTF	Flagler	RW	0.214
FLA011602	Dunes Community Development District WWTF	Flagler	GW	0.124
FLA011602	Dunes Community Development District WWTF	Flagler	RW	1.909
FLA011602	Dunes Community Development District WWTF	Flagler	STW	0.109
FLA038857	Apalachicola WWTF	Franklin	RW	0.391
FLA100641	Kenneth B. Cope AWT Facility	Franklin	DW	0.001
FLA100641	Kenneth B. Cope AWT Facility	Franklin	RW	0.395
FL0029033	Quincy WWTP	Gadsden	RW	1.03
FLA100765	Havana WWTF	Gadsden	RW	0.161
FLA100781	City of Gretna WWTP	Gadsden	RW	0.164
FLA187941	Gadsden East WWTF	Gadsden	RW	0.212
FLA011615	Trenton WWTF	Gilchrist	RW	0.143
FLA011620	Lancaster Correctional Institution WWTF	Gilchrist	RW	0.091
FLA010105	Gulf Correctional Institution WWTP	Gulf	RW	0.15
FLA020206	City of Port St. Joe WWTF	Gulf	RW	0.85
FLA011623	Jennings WWTF	Hamilton	RW	0.12

Florida Department of Environmental Protection
2021 Reuse Inventory

Facility ID	Reuse System Name	County	Source of Water	Avg Flow (mgd)
FLA116220	White Springs WWTF	Hamilton	RW	0.0431
FLA012022	Hardee Correctional Institution	Hardee	RW	0.202
FLA119890	City of Wauchula WWTF	Hardee	RW	0.686
FLA119903	City of Zolfo Springs WWTF	Hardee	RW	0.109
FLA119911	City of Bowling Green WWTF	Hardee	RW	0.26
FLA290980	Wauchula Hills WWTP	Hardee	RW	0.136
FLA014290	Port Labelle WWTP	Hendry	RW	0.193
FLA012031	Ridge Manor Subregional WWTF	Hernando	RW	0.254
FLA012036	William S. Smith Water Reclamation Facility	Hernando	RW	0.98
FLA012043	Spring Hill WRF	Hernando	RW	1.263
FLA012069	Glen Water Reclamation Facility	Hernando	RW	1.417
FLA017223	Hernando County Airport WRF	Hernando	RW	1.598
FLA014311	City of Sebring Cemetery Road WWTP	Highlands	RW	1.055
FLA014313	City of Avon Park WWTP	Highlands	RW	0.808
FLA014328	Western Blvd WWTP	Highlands	RW	0.085
FLA014329	Tomoka Heights WWTP AKA Placid Utilities	Highlands	RW	0.055
FLA014389	Sun'N Lake of Sebring Unit 23 WWTP	Highlands	RW	0.333
FLA281484	North Main Street WWTP	Highlands	RW	0.109
FL0020940	Howard F. Curren AWTP	Hillsborough	RW	59.9
FL0026557	Plant City WRF	Hillsborough	RW	4.994
FL0040614	Falkenburg Road AWTP	Hillsborough	RW	25.85
FL0041670	Northwest Regional WRF	Hillsborough	RW	18.93
FL0122076	Rice Creek WWTF	Hillsborough	RW	0.095
FLA012124	MacDill AFB WWTP	Hillsborough	RW	0.613
FLA012169	Riverside Club WWTP	Hillsborough	RW	0.067
FLA122246	Country Meadows-Golden Lakes WWTP	Hillsborough	RW	0.116
FLA010431	IRCUD/Central (Gifford) WWTF	Indian River	RW	5.4992
FLA010115	Town of Sneads WWTF	Jackson	RW	0.405
FLA010127	Jackson Correctional Institution WWTP	Jackson	RW	0.0901
FLA101141	City of Marianna WWTP	Jackson	RW	1.745

Florida Department of Environmental Protection
2021 Reuse Inventory

Facility ID	Reuse System Name	County	Source of Water	Avg Flow (mgd)
FLA101168	Cottdondale WWTP	Jackson	RW	0.162
FLA546429	Town of Grand Ridge WWTF	Jackson	RW	0.055
FL0027839	City of Monticello WWTP	Jefferson	RW	0.36
FLA011642	Jefferson Correctional Institution WWTF	Jefferson	RW	0.146
FLA011646	Mayo Correctional Institution WWTF	Lafayette	RW	0.149
FLA010507	Eustis Bates Avenue WWTF	Lake	RW	1.491
FLA010508	Mt. Dora #1 WWTF	Lake	GW	0.531
FLA010508	Mt. Dora #1 WWTF	Lake	RW	1.331
FLA010509	Tavares/Woodlea Road WWTF	Lake	RW	1.529
FLA010515	Clermont - East	Lake	GW	0.462
FLA010515	Clermont - East	Lake	RW	3.133
FLA010538	Clerbrook RV Resorts	Lake	RW	0.035
FLA010555	Villages WWTF	Lake	RW	0.901
FLA010570	Pennbrooke Fairways	Lake	RW	0.074
FLA010630	Lake Groves WWTF	Lake	RW	0.693
FLA010634	Southlake Utilities WWTF	Lake	RW	0.841
FLA010657	Mid Florida Lakes WWTF	Lake	RW	0.109
FLA010660	Lake Correctional Institution	Lake	RW	0.121
FLA105066	Leesburg/Canal St. WWTF	Lake	RW	4.3
FLA187496	St. Johns River Utility WWTF (FKA Astor/Astor Park)	Lake	RW	0.14
FLA297631	Pine Island	Lake	RW	0.052
FLA356344	City of Minneola WWTF	Lake	RW	0.351
FLA399761	Lady Lake WWTF	Lake	RW	0.496
FL0021261	Fort Myers Central AWWTF	Lee	RW	7.09
FL0030007	Everest Parkway WRF	Lee	DW	0.069
FL0030007	Everest Parkway WRF	Lee	RW	16.92
FL0030007	Everest Parkway WRF	Lee	SW	14.05
FL0039829	Lee County Utilities - Fiesta Village	Lee	RW	3.103
FLA014430	Donax Water Reclamation Facility	Lee	RW	1.314
FLA014443	Bonita Springs Water Reclamation (West)	Lee	GW	1.802

Florida Department of Environmental Protection
2021 Reuse Inventory

Facility ID	Reuse System Name	County	Source of Water	Avg Flow (mgd)
FLA014443	Bonita Springs Water Reclamation (West)	Lee	RW	5.021
FLA014443	Bonita Springs Water Reclamation (West)	Lee	STW	0.279
FLA014463	Lake Fairways WWTP	Lee	RW	0.186
FLA014477	Citrus Park North	Lee	RW	0.0753
FLA014478	Forest Utilities WWTP	Lee	RW	0.39
FLA014484	Fiddlesticks Country Club	Lee	RW	0.07
FLA014498	Eagle Ridge WWTP	Lee	RW	0.185
FLA014505	Cross Creek WWTF	Lee	RW	0.122
FLA014542	Gateway Water Reclamation Facility	Lee	GW	1.1
FLA014542	Gateway Water Reclamation Facility	Lee	RW	1.613
FLA014641	Gasparilla Island Water Domestic DIW	Lee	RW	0.439
FLA144215	Fort Myers Beach WRF	Lee	RW	4.474
FLA145190	Three Oaks WWTF	Lee	GW	0.047
FLA145190	Three Oaks WWTF	Lee	RW	3.776
FLA176460	Pine Island WRF	Lee	RW	0.137
FLA010139	T. P. Smith Water Reclamation Facility	Leon	DW	0.0034
FLA010139	T. P. Smith Water Reclamation Facility	Leon	RW	19.61
FLA010159	Meadows-At-Woodrun WWTF	Leon	RW	0.077
FLA010171	Lake Jackson WWTP	Leon	RW	0.329
FLA010173	Killearn Lakes WWTP	Leon	RW	0.433
FL0031216	Cedar Key WRF	Levy	RW	0.107
FLA011648	Chiefland WWTF	Levy	RW	0.268
FLA010179	Liberty Correctional Institution WWTP	Liberty	RW	0.169
FLA284602	Bristol WWTF	Liberty	RW	0.119
FL0020401	City of Palmetto WWTP	Manatee	ASR	0.142
FL0020401	City of Palmetto WWTP	Manatee	RW	1.579
FL0021369	City of Bradenton WWTP	Manatee	RW	6.332
FL0474029	Manatee County Master Reuse System	Manatee	RW	26.6
FL0824381	Braden River Utility	Manatee	GW	4.59
FL0824381	Braden River Utility	Manatee	RW	4.39

Florida Department of Environmental Protection
2021 Reuse Inventory

Facility ID	Reuse System Name	County	Source of Water	Avg Flow (mgd)
FL0824381	Bradén River Utility	Manatee	SW	4.72
FLA010678	City of Belleview	Marion	RW	0.41
FLA010678	City of Belleview	Marion	STW	0.009
FLA010680	Ocala WRF #2	Marion	RW	3.379
FLA010741	MCUD Stonecrest WWTF	Marion	RW	0.223
FLA010789	Marion Correctional Institute WWTF	Marion	RW	0.518
FLA012693	Rainbow Springs Fifth Replat WWTF	Marion	RW	0.146
FLA012697	MCUD/Oak Run	Marion	RW	0.942
FLA126594	City of Dunnellon WWTF	Marion	RW	0.167
FLA190268	Ocala WRF #3	Marion	RW	2.288
FLA272060	Marion County - Northwest Regional WWTF	Marion	RW	0.126
FLA296651	MCUD/Silver Springs Shores WRF	Marion	RW	1.184
FL0043214	Martin County Tropical Farms WWTF	Martin	RW	3.111
FLA013859	South Martin Regional Util. (FKA Hydratech) WWTF	Martin	GW	0.074
FLA013859	South Martin Regional Util. (FKA Hydratech) WWTF	Martin	RW	0.864
FLA017466	Sailfish Point WWTF	Martin	RW	0.0807
FLA029939	Indiantown Company WWTF	Martin	RW	0.225
FLA041459	City of Stuart	Martin	RW	1.8
FLA043192	Martin County Utilities North WWTF	Martin	RW	1.486
FL0024805	MDWASA Central District WWTF	Miami-Dade	RW	110.5
FL0032182	MDWASD North District WWTP	Miami-Dade	RW	103.71
FLA013609	City of Homestead	Miami-Dade	RW	4.621
FLA042137	MDWASA South District WWTF	Miami-Dade	RW	101.8
FLA014720	City of Key Colony Beach	Monroe	RW	0.207
FLA014772	Duck Key Wastewater Cooperative	Monroe	DW	0.011
FLA014772	Duck Key Wastewater Cooperative	Monroe	RW	0.14
FLA014951	Key West Resort Utility	Monroe	RW	0.577
FLA015009	North Key Largo WWTP	Monroe	RW	0.262
FLA187364	City of Marathon Area 5 Little Venice WWTP	Monroe	RW	0.346
FLA550973	City of Marathon Area 4 WWTP	Monroe	RW	0.29

Florida Department of Environmental Protection
2021 Reuse Inventory

Facility ID	Reuse System Name	County	Source of Water	Avg Flow (mgd)
FLA567591	Big Coppitt WWTP	Monroe	RW	0.315
FLA642851	City of Marathon Area 3 WWTP	Monroe	RW	0.183
FLA705250	City of Marathon Area 7 WWTP	Monroe	RW	0.041
FL0043079	Hilliard WWTF	Nassau	RW	0.288
FL0116793	Nassau Regional WWTF	Nassau	RW	1.47
FLA011688	Nassau Amelia Utilities WWTF	Nassau	RW	0.71
FL0003174	Hurlburt Field AWTP	Okaloosa	RW	0.602
FLA010181	Jerry D. Mitchem WRF at Bob Sikes Industrial Park	Okaloosa	RW	0.138
FLA010182	Russell F. W. Stephenson WWTF	Okaloosa	RW	0.64
FLA010185	NV Regional WWTF	Okaloosa	RW	2.097
FLA010191	Mary Esther WWTP	Okaloosa	RW	0.533
FLA010193	Crestview WWTP	Okaloosa	RW	1.514
FLA010194	George F. French Water Reclamation Facility	Okaloosa	GW	0.003
FLA010194	George F. French Water Reclamation Facility	Okaloosa	RW	3.428
FLA010202	Okaloosa Correctional Institution WWTF	Okaloosa	RW	0.151
FLA101923	Fort Walton Beach General Reuse Service Area	Okaloosa	RW	0.3
FLA485942	Arbennie Pritchett Water Reclamation Facility	Okaloosa	RW	7.9
FLA013888	Cemetery Road Wastewater Treatment Facility	Okeechobee	RW	0.904
FLA013940	Okeechobee Correctional WWTF	Okeechobee	RW	0.218
FL0020109	Winter Garden WWTF	Orange	RW	4.06
FL0038849	OCUD/Eastern Subregional WRF	Orange	ASR	7.242
FL0038849	OCUD/Eastern Subregional WRF	Orange	GW	0.038
FL0038849	OCUD/Eastern Subregional WRF	Orange	RW	18.871
FLA010795	Conserv II Distribution Center	Orange	GW	4.083
FLA010795	Conserv II Distribution Center	Orange	RW	25.511
FLA010798	OCUD/Northwest Water Reclamation Facility	Orange	RW	7.342
FLA010814	Orlando - Conserv II WRF	Orange	RW	14.534
FLA010815	Ocoee WWTF	Orange	RW	4.023
FLA010816	Orlando/Conserv I WWTF	Orange	GW	0.13
FLA010816	Orlando/Conserv I WWTF	Orange	RW	12.83

Florida Department of Environmental Protection
2021 Reuse Inventory

Facility ID	Reuse System Name	County	Source of Water	Avg Flow (mgd)
FLA010818	Apopka WRF - Project Arrow	Orange	DW	4.136
FLA010818	Apopka WRF - Project Arrow	Orange	GW	0.9
FLA010818	Apopka WRF - Project Arrow	Orange	RW	3.084
FLA010819	Winter Park Estates WWTF	Orange	RW	0.511
FLA010823	Fairways Country Club WWTF	Orange	RW	0.122
FLA010835	Gulfstream Harbor WWTF	Orange	RW	0.044
FLA010871	Rock Springs MHP WWTF	Orange	RW	0.099
FLA010900	Wedgfield WWTF	Orange	RW	0.145
FLA107972	OCUD/South WRF	Orange	RW	24.319
FLA108219	Reedy Creek Improvement District	Orange	GW	0.11
FLA108219	Reedy Creek Improvement District	Orange	RW	11.362
FLA010958	TWA - Sandhill Road WWTF	Osceola	GW	0.343
FLA010958	TWA - Sandhill Road WWTF	Osceola	RW	4.973
FLA010960	TWA - Parkway WWTF	Osceola	RW	1.218
FLA010962	St. Cloud Southside WRF	Osceola	RW	4.656
FLA010974	Good Samaritan Retirement Village WWTF	Osceola	RW	0.15
FLA010983	TWA - Camelot S/D WWTF	Osceola	RW	17.108
FLA109843	TWA - Cypress West	Osceola	RW	5.246
FLA267872	TWA - Harmony Community Dev. District WWTF	Osceola	GW	0.339
FLA267872	TWA - Harmony Community Dev. District WWTF	Osceola	RW	0.22
FL0026344	City of Boca Raton WWTP	Palm Beach	RO	0.106
FL0026344	City of Boca Raton WWTP	Palm Beach	RW	15.43
FL0034649	Loxahatchee Env Control Dist. WWTP	Palm Beach	RO	2.249
FL0034649	Loxahatchee Env Control Dist. WWTP	Palm Beach	RW	7.171
FL0035980	South Central Regional WWTP	Palm Beach	RW	17.98
FL0038768	Seacoast Utilities Authority PGA Regional WWTF	Palm Beach	GW	0.0024
FL0038768	Seacoast Utilities Authority PGA Regional WWTF	Palm Beach	RO	1.832
FL0038768	Seacoast Utilities Authority PGA Regional WWTF	Palm Beach	RW	7.543
FL0038768	Seacoast Utilities Authority PGA Regional WWTF	Palm Beach	SW	0.0002
FL0041424	Palm Beach County Southern Region Water Reclamation Facility	Palm Beach	RW	19.58

Florida Department of Environmental Protection
2021 Reuse Inventory

Facility ID	Reuse System Name	County	Source of Water	Avg Flow (mgd)
FL0471275	Central Region Reclaimed Water facility	Palm Beach	RW	0.536
FLA013706	Okeelanta Corporation	Palm Beach	RW	0.0312
FLA027740	Western Region WWTF	Palm Beach	RW	3.235
FLA041360	East Central Regional Water Reclamation Facility	Palm Beach	RW	45.21
FLA042595	Village of Wellington WWTP	Palm Beach	DW	0.077
FLA042595	Village of Wellington WWTP	Palm Beach	RW	3.83
FLA136778	Western Region North WWTP	Palm Beach	RW	1.072
FL0127434	City of New Port Richey WWTF	Pasco	RW	5.438
FLA012742	Dade City WWTP	Pasco	RW	0.654
FLA012744	City of Zephyrhills WWTP	Pasco	RW	1.676
FLA012752	Seven Springs WWTF	Pasco	RW	1.79
FLA012768	Jasmine Lakes WWTF	Pasco	RW	0.288
FLA012773	Palm Terrace Gardens	Pasco	RW	0.08
FLA012801	Forest Lake Estates WWTP	Pasco	RW	0.038
FLA012831	Travelers Rest WWTF	Pasco	RW	0.025
FLA127272	Pasco County Master Reuse System	Pasco	RW	25.139
FL0021326	City of Dunedin Mainland	Pinellas	GW	0.04
FL0021326	City of Dunedin Mainland	Pinellas	RW	4.5
FL0026603	City of Largo	Pinellas	RW	12.83
FL0027651	City of Oldsmar	Pinellas	ASR	0.03
FL0027651	City of Oldsmar	Pinellas	RW	1.46
FL0030406	City of Tarpon Springs	Pinellas	RW	2.02
FL0034789	Mid-County WWTP	Pinellas	RW	0.861
FL0040436	South Cross Bayou WRF	Pinellas	RW	23.55
FL0128775	William E. Dunn WRF	Pinellas	RW	7.128
FL0186261	City of Clearwater Master Reuse System	Pinellas	RW	14.4121
FLA012881	St. Petersburg Master Urban Reuse System	Pinellas	ASR	0.375
FLA012881	St. Petersburg Master Urban Reuse System	Pinellas	RW	32.92
FL0021466	Auburndale Allred WWTP	Polk	RW	0.564
FL0036048	City of Winter Haven WWTP #3	Polk	RW	4.11

Florida Department of Environmental Protection
2021 Reuse Inventory

Facility ID	Reuse System Name	County	Source of Water	Avg Flow (mgd)
FL0039772	City of Lakeland Glendale WRF	Polk	RW	12.139
FL0A00002	Northeast Regional WWTF	Polk	GW	1.021
FL0A00002	Northeast Regional WWTF	Polk	RW	3.967
FLA011047	Outdoor Resorts at Orlando WWTF	Polk	RW	0.108
FLA012949	Sun Ray WWTP	Polk	RW	0.408
FLA012954	Southwest Regional WWTP	Polk	RW	2.086
FLA012968	Waverly WWTF	Polk	RW	0.03
FLA012975	City of Lake Alfred	Polk	RW	0.492
FLA012976	Bartow City of WRF	Polk	RW	2.519
FLA012977	Haines City WWTP	Polk	RW	2.02
FLA013016	Grenelefe Resort Center	Polk	RW	0.151
FLA013093	Carefree RV Country Club	Polk	RW	0.019
FLA013123	Cypress Lakes WWTP	Polk	RW	0.107
FLA013360	Polk Correctional Institution	Polk	RW	0.148
FLA016559	City of Auburndale Regional WWTF	Polk	RW	1.845
FLA129747	City of Winter Haven WWTP #2	Polk	RW	1.31
FLA129844	City of Lake Wales WWTP	Polk	RW	1.1
FLA178667	Northwest Regional WWTF	Polk	ASR	0.036
FLA178667	Northwest Regional WWTF	Polk	RW	1.204
FLA180416	Dundee Regional WWTF	Polk	RW	0.13
FLA377392	City of Davenport WWTF	Polk	RW	0.314
FLA489093	Cardinal Hill WWTF	Polk	RW	0.142
FL0021610	Crescent City WWTF	Putnam	RW	0.114
FL0040061	Palatka WWTF	Putnam	RW	1.89
FLA117218	River Park MHP WWTF	Putnam	RW	0.0403
FL0021903	Milton WWTF	Santa Rosa	RW	1.869
FL0023981	Navarre Beach WWTP	Santa Rosa	RW	0.343
FL0102202	Pace Water System WWTP	Santa Rosa	RW	1.726
FLA010211	Holley-Navarre Wastewater Treatment Facility	Santa Rosa	RW	1.687
FLA010212	South Santa Rosa Utility System WWTF	Santa Rosa	GW	0.0194

Florida Department of Environmental Protection
2021 Reuse Inventory

Facility ID	Reuse System Name	County	Source of Water	Avg Flow (mgd)
FLA010212	South Santa Rosa Utility System WWTF	Santa Rosa	RW	1.94
FLA010212	South Santa Rosa Utility System WWTF	Santa Rosa	STW	0.026
FLA016779	Sundial Utilities WWTP	Santa Rosa	RW	0.11
FLA548464	Holley Wastewater Reclamation Facility	Santa Rosa	RW	0.051
FL0040771	City of Sarasota AWWTF	Sarasota	RW	7.52
FL0041441	Venice Eastside WWTP	Sarasota	GW	0.091
FL0041441	Venice Eastside WWTP	Sarasota	RW	3.477
FLA013378	North Port City of WWTP	Sarasota	RW	2.018
FLA013390	Camelot Lakes WWTP	Sarasota	RW	0.055
FLA176303	Sarasota County South Master Reuse System	Sarasota	RW	2.9
FLA177008	Sarasota County North Master Reuse System	Sarasota	RW	12.66
FLA984841	Southwest WRF	Sarasota	RW	0.4
FL0020141	Sanford/North WWTF	Seminole	RW	7.575
FL0020141	Sanford/North WWTF	Seminole	SW	0.135
FL0033251	Altamonte Springs Regional WRF	Seminole	GW	0.0217
FL0033251	Altamonte Springs Regional WRF	Seminole	RW	7.21
FL0033251	Altamonte Springs Regional WRF	Seminole	STW	0.303
FL0033251	Altamonte Springs Regional WRF	Seminole	SW	0.058
FL0036251	Wekiva Hunt Club WRF	Seminole	RW	2.16
FL0037966	Orlando/Iron Bridge Regional WRF	Seminole	RW	22.81
FLA011066	Casselberry WRF	Seminole	DW	0.124
FLA011066	Casselberry WRF	Seminole	RW	0.806
FLA011067	Winter Springs/West	Seminole	RW	1.118
FLA011068	Winter Springs - East WWTF	Seminole	RW	1.153
FLA011074	Oviedo WRF	Seminole	RW	2.299
FLA011076	Chuluota WWTF	Seminole	RW	0.169
FLA011085	Palm Valley MHP WWTF	Seminole	RW	0.083
FLA011086	SCES/Greenwood Lakes WRF	Seminole	RW	2.074
FLA042625	SCES - Northwest Regional	Seminole	DW	0.02
FLA042625	SCES - Northwest Regional	Seminole	RW	2.376

Florida Department of Environmental Protection
2021 Reuse Inventory

Facility ID	Reuse System Name	County	Source of Water	Avg Flow (mgd)
FLA042625	SCES - Northwest Regional	Seminole	SW	0.174
FL0021938	St. Augustine WWTF No 1	St. Johns	RW	4.075
FL0038831	Anastasia Island WWTF	St. Johns	RW	2.96
FL0043591	Julington Creek WRF	St. Johns	DW	2
FL0043591	Julington Creek WRF	St. Johns	GW	0.41
FL0043591	Julington Creek WRF	St. Johns	RW	33.57
FL0044245	Players Club South WWTF	St. Johns	RW	0.67
FL0044253	Marsh Landing WWTF	St. Johns	RW	0.65
FL0117471	State Road 207 WWTF	St. Johns	RW	0.178
FL0117897	Sawgrass WWTF	St. Johns	RW	0.85
FL0117951	Ponte Vedra WRF	St. Johns	RW	0.608
FL0174441	Blacks Ford WRF	St. Johns	DW	2
FL0174441	Blacks Ford WRF	St. Johns	GW	0.041
FL0174441	Blacks Ford WRF	St. Johns	RW	33.52
FL0670651	Northwest Wastewater Treatment Plant	St. Johns	RW	2.089
FLA011773	Ponce De Leon WWTF	St. Johns	RW	0.081
FL0027278	Fort Pierce Utility Authority--WWTF	St. Lucie	RW	4.63
FL0139475	SLCUD South Hutchinson Island Water Reclamation Facility	St. Lucie	RW	0.365
FLA013946	SLCU North Hutchinson Island WWTF	St. Lucie	RW	0.187
FLA013958	Savanna Club WWTF	St. Lucie	RW	0.047
FLA013969	St. Lucie County Utilities Holiday Pines WWTF	St. Lucie	RW	0.153
FLA013977	Spanish Lakes Country Club	St. Lucie	RW	0.111
FLA013980	Island Dunes Country Club WWTF	St. Lucie	RW	0.054
FLA013982	Meadowood Community Association Inc. WWTF	St. Lucie	RW	0.046
FLA013986	Harbour Ridge Wastewater Treatment Facility	St. Lucie	RW	0.063
FLA013993	St. Lucie West Services District	St. Lucie	GW	0.234
FLA013993	St. Lucie West Services District	St. Lucie	RW	1.465
FLA013993	St. Lucie West Services District	St. Lucie	STW	0.48
FLA139653	Port St. Lucie Utility Westport WWTF	St. Lucie	RW	4.3
FLA013558	Sumter Correctional Institution WWTF	Sumter	RW	0.254

Florida Department of Environmental Protection
2021 Reuse Inventory

Facility ID	Reuse System Name	County	Source of Water	Avg Flow (mgd)
FLA017133	Little Sumter Utility Co. WWTF	Sumter	RW	1.529
FLA188697	City of Bushnell David Hanson WWTF	Sumter	RW	0.298
FLA281581	North Sumter Utility Company WWTF	Sumter	RW	2.068
FLA499951	Central Sumter Utility Company WWTF	Sumter	RW	1.316
FLA516708	North Sumter Utility Company Master Reuse System	Sumter	RW	4.272
FLAB03270	South Sumter Utility Company Master Reuse	Sumter	RW	1.9
FLA011805	Live Oak WWTF	Suwannee	RW	0.9126
FLA011819	Advent Christian Village WWTF	Suwannee	RW	0.041
FL0026387	Perry WWTF	Taylor	RW	1.1052
FLA011831	Taylor Correctional Institution WWTF	Taylor	RW	0.099
FLA118338	City of Lake Butler WWTF	Union	RW	0.551
FL0020303	Deland/Wiley M. Nash Water Reclamation Facility	Volusia	RW	3.97
FL0020303	Deland/Wiley M. Nash Water Reclamation Facility	Volusia	SW	0.48
FL0020532	Ormond Beach WWTF	Volusia	RO	0.38
FL0020532	Ormond Beach WWTF	Volusia	RW	4.65
FL0020559	Port Orange WWTF	Volusia	GW	0.013
FL0020559	Port Orange WWTF	Volusia	RW	6.687
FL0020559	Port Orange WWTF	Volusia	STW	0.001
FL0021431	City of Edgewater	Volusia	RW	1.605
FL0021431	City of Edgewater	Volusia	SW	0.04
FL0027677	Holly Hill WRF	Volusia	RW	1.92
FL0172090	New Smyrna Beach Water Reclamation Facility	Volusia	RW	3.59
FLA011121	VC/Southwest WWTF-2	Volusia	RW	0.286
FLA011128	VC/Southwest Regional WWTF-1	Volusia	RW	1.799
FLA011131	VC/ Halifax Plantation WWTF-8	Volusia	RO	0.018
FLA011131	VC/ Halifax Plantation WWTF-8	Volusia	RW	0.149
FLA011193	Tymber Creek WWTF	Volusia	RW	0.043
FLA017413	VC/Southeast WWTF-7	Volusia	RW	0.253
FLA111724	Deltona Lakes	Volusia	RW	1.122
FLA111724	Deltona Lakes	Volusia	STW	0.023

Florida Department of Environmental Protection
2021 Reuse Inventory

Facility ID	Reuse System Name	County	Source of Water	Avg Flow (mgd)
FLA010225	Wakulla County - Otter Creek WWTP	Wakulla	RW	0.664
FLA016544	Winco Utilities, Inc WWTP	Wakulla	RW	0.283
FLA102318	St. Marks WWTF	Wakulla	RW	0.048
FL0102482	South Walton Utility Company WWTP	Walton	RW	1.688
FLA010245	City of Freeport WWTP	Walton	RW	0.531
FLA010251	Sandestin WWTP	Walton	RW	1.985
FLA010252	Point Washington WWTF	Walton	RW	3.472
FLA010254	Walton Correctional Institution WWTP	Walton	RW	0.175
FLA102440	City of Defuniak Springs WWTP	Walton	RW	1
FLA183555	Seacrest WWTF	Walton	RW	2.325
FLA689637	Walton County Commerce Park at Mossy Head WWTF	Walton	RW	0.0253
FLA010260	Northwest Florida Reception Center WWTF	Washington	RW	0.241
FLA027570	Chipley WWTP	Washington	RW	1.08
FLA102563	City of Vernon WWTF	Washington	RW	0.105

Appendix D. Reclaimed Water Utilization

County	Reuse System Name	Reuse Type	Reuse Subtype	Capacity (mgd)	Flow (mgd)	Area (acres)
Alachua	City of Alachua AWRP	AI	OC	1.23	0.74	105
Alachua	City of Alachua AWRP	IND	AOF	1.5	0.01	0
Alachua	City of Alachua AWRP	PAA&LI	GCI	0.4	0	197
Alachua	GRU - Main Street WRF	IND	AOF	0.6698	200	0
Alachua	GRU - Main Street WRF	IND	ATP	0	1.195	0
Alachua	GRU - Main Street WRF	OTH	OTH	7.5	4.505	1,300
Alachua	GRU - Main Street WRF	PAA&LI	OPAA	0.3447	0.028	295
Alachua	Hawthorne WWTF	AI	EC	0	0	0
Alachua	Hawthorne WWTF	AI	OC	0	0	0
Alachua	Hawthorne WWTF	GWR&IPR	AF	0	0	0
Alachua	Hawthorne WWTF	GWR&IPR	INJ	0	0	0
Alachua	Hawthorne WWTF	GWR&IPR	RIB	0	0.084	0
Alachua	Hawthorne WWTF	GWR&IPR	SWA	0	0	0
Alachua	Hawthorne WWTF	IND	AOF	0	0	0
Alachua	Hawthorne WWTF	IND	ATP	0	0	0
Alachua	Hawthorne WWTF	PAA&LI	GCI	0	0	0
Alachua	Hawthorne WWTF	PAA&LI	OPAA	0	0	0
Alachua	Hawthorne WWTF	PAA&LI	RI	0	0	0
Alachua	Hawthorne WWTF	TF	NA	0	0	0
Alachua	High Springs WWTF	AI	EC	0	0	0
Alachua	High Springs WWTF	AI	OC	0	0	0
Alachua	High Springs WWTF	FP	NA	0	0	0
Alachua	High Springs WWTF	GWR&IPR	AF	0	0.21	0
Alachua	High Springs WWTF	GWR&IPR	INJ	0	0	0
Alachua	High Springs WWTF	GWR&IPR	RIB	0	0	0
Alachua	High Springs WWTF	GWR&IPR	SWA	0	0	0
Alachua	High Springs WWTF	IND	AOF	0	0	0
Alachua	High Springs WWTF	IND	ATP	0	0	0

Florida Department of Environmental Protection
2021 Reuse Inventory

County	Reuse System Name	Reuse Type	Reuse Subtype	Capacity (mgd)	Flow (mgd)	Area (acres)
Alachua	High Springs WWTF	PAA&LI	GCI	0	0	0
Alachua	High Springs WWTF	PAA&LI	OPAA	0	0	0
Alachua	High Springs WWTF	PAA&LI	RI	0	0	0
Alachua	High Springs WWTF	TF	NA	0	0	0
Alachua	High Springs WWTF	WL	NA	0	0	0
Alachua	Kanapaha WRF	GWR&IPR	INJ	10	7.64	0
Alachua	Kanapaha WRF	IND	ATP	0	0.23	0
Alachua	Kanapaha WRF	OTH	OTH	2.9	1.86	106
Alachua	Kanapaha WRF	PAA&LI	GCI	0.13	0.07	140
Alachua	Kanapaha WRF	PAA&LI	RI	5.7	1.71	1,249
Alachua	Newberry WWTF	AI	OC	0.56	0.24	39.87
Alachua	University of Florida WWTF (FDOE)	IND	AOF	0.5	0.34	1
Alachua	University of Florida WWTF (FDOE)	IND	ATP	0	0.03	2
Alachua	University of Florida WWTF (FDOE)	PAA&LI	GCI	0.15	0.15	75
Alachua	University of Florida WWTF (FDOE)	PAA&LI	OPAA	2.35	0.43	340
Baker	Baker Correctional Institution WWTF	AI	EC	0	0	0
Baker	Baker Correctional Institution WWTF	AI	OC	0.054	0.03	22.2
Baker	Baker Correctional Institution WWTF	FP	NA	0	0	0
Baker	Baker Correctional Institution WWTF	GWR&IPR	AF	0	0	0
Baker	Baker Correctional Institution WWTF	GWR&IPR	INJ	0	0	0
Baker	Baker Correctional Institution WWTF	GWR&IPR	RIB	0.19	0.11	4.65
Baker	Baker Correctional Institution WWTF	GWR&IPR	SWA	0	0	0
Baker	Baker Correctional Institution WWTF	IND	AOF	0	0	0
Baker	Baker Correctional Institution WWTF	IND	ATP	0	0	0
Baker	Baker Correctional Institution WWTF	OTH	OTH	0	0	0
Baker	Baker Correctional Institution WWTF	PAA&LI	GCI	0	0	0
Baker	Baker Correctional Institution WWTF	PAA&LI	OPAA	0	0	0
Baker	Baker Correctional Institution WWTF	PAA&LI	RI	0	0	0
Baker	Baker Correctional Institution WWTF	TF	NA	0.128	0.08	0
Baker	Baker Correctional Institution WWTF	WL	NA	0	0	0

Florida Department of Environmental Protection
2021 Reuse Inventory

County	Reuse System Name	Reuse Type	Reuse Subtype	Capacity (mgd)	Flow (mgd)	Area (acres)
Bay	Lynn Haven AWWTF	PAA&LI	GCI	1.5	0.06	87
Bay	Lynn Haven AWWTF	PAA&LI	OPAA	1.5	0.04	60
Bay	Lynn Haven AWWTF	PAA&LI	RI	1.5	0.43	600
Bay	Military Point Regional AWT Facility	IND	ATP	0.114	0	10
Bay	Military Point Regional AWT Facility	PAA&LI	GCI	1	0	100
Bay	North Bay WWTF	GWR&IPR	RIB	0.5	0.11	6.12
Bay	Panama City Beach WWTP #1	IND	AOF	0.013	0.01	2
Bay	Panama City Beach WWTP #1	IND	ATP	0.005	0	1
Bay	Panama City Beach WWTP #1	PAA&LI	OPAA	0.96	0.85	193
Bay	Panama City Beach WWTP #1	PAA&LI	RI	2.487	1.90	433
Bay	Panama City Beach WWTP #1	WL	NA	18	5.07	1,150
Bradford	Florida State Prison WWTF	AI	EC	0	0	0
Bradford	Florida State Prison WWTF	AI	OC	1.58	0.94	766
Bradford	Florida State Prison WWTF	FP	NA	0	0	0
Bradford	Florida State Prison WWTF	GWR&IPR	AF	0	0	0
Bradford	Florida State Prison WWTF	GWR&IPR	INJ	0	0	0
Bradford	Florida State Prison WWTF	GWR&IPR	RIB	0	0	0
Bradford	Florida State Prison WWTF	GWR&IPR	SWA	0	0	0
Bradford	Florida State Prison WWTF	IND	AOF	0	0	0
Bradford	Florida State Prison WWTF	IND	ATP	0	0	0
Bradford	Florida State Prison WWTF	OTH	OTH	0	0	0
Bradford	Florida State Prison WWTF	PAA&LI	GCI	0	0	0
Bradford	Florida State Prison WWTF	PAA&LI	OPAA	0	0	0
Bradford	Florida State Prison WWTF	PAA&LI	RI	0	0	0
Bradford	Florida State Prison WWTF	TF	NA	0	0	0
Bradford	Florida State Prison WWTF	WL	NA	0	0	0
Bradford	Starke WWTF	AI	EC	0	0	0
Bradford	Starke WWTF	AI	OC	0.8	0.04	150
Bradford	Starke WWTF	FP	NA	0	0	0
Bradford	Starke WWTF	GWR&IPR	AF	0	0	0

Florida Department of Environmental Protection
2021 Reuse Inventory

County	Reuse System Name	Reuse Type	Reuse Subtype	Capacity (mgd)	Flow (mgd)	Area (acres)
Bradford	Starke WWTF	GWR&IPR	INJ	0	0	0
Bradford	Starke WWTF	GWR&IPR	RIB	0	0	0
Bradford	Starke WWTF	GWR&IPR	SWA	0	0	0
Bradford	Starke WWTF	IND	AOF	0	0	0
Bradford	Starke WWTF	IND	ATP	0	0	0
Bradford	Starke WWTF	OTH	OTH	0	0	0
Bradford	Starke WWTF	PAA&LI	GCI	0	0	0
Bradford	Starke WWTF	PAA&LI	OPAA	0	0	0
Bradford	Starke WWTF	PAA&LI	RI	0	0	0
Bradford	Starke WWTF	TF	NA	0	0	0
Bradford	Starke WWTF	WL	NA	0	0	0
Brevard	BCUD/North Regional/John D. Wright	GWR&IPR	RIB	0.75	0.07	14
Brevard	BCUD/North Regional/John D. Wright	IND	ATP	0	0	5
Brevard	BCUD/North Regional/John D. Wright	PAA&LI	GCI	1.25	0.11	139
Brevard	BCUD/North Regional/John D. Wright	PAA&LI	OPAA	0	0.11	20
Brevard	BCUD/Port St. John	GWR&IPR	AF	0.15	0.09	1
Brevard	BCUD/Port St. John	GWR&IPR	RIB	0.356	0.26	1.5
Brevard	BCUD/Port St. John	PAA&LI	OPAA	0.1	0.05	20
Brevard	BCUD/South Beaches	PAA&LI	GCI	0.993	0.71	80
Brevard	BCUD/South Beaches	PAA&LI	RI	0.3	1.52	35.9
Brevard	BCUD/South Central Regional	PAA&LI	GCI	1.996	0	569
Brevard	BCUD/South Central Regional	PAA&LI	RI	6.2	3.81	1,248
Brevard	BCUD/South Central Regional	WL	NA	0.99	0	163
Brevard	BCUD/Sykes Creek Regional WWTF	IND	ATP	0.17	0.27	20
Brevard	BCUD/Sykes Creek Regional WWTF	PAA&LI	GCI	0.26	0.17	120
Brevard	BCUD/Sykes Creek Regional WWTF	PAA&LI	RI	3.68	1.10	527
Brevard	Barefoot Bay Advanced WWTF	AI	OC	0.917	0.55	360
Brevard	Barefoot Bay Advanced WWTF	IND	ATP	0.01	0	10
Brevard	Barefoot Bay Advanced WWTF	PAA&LI	GCI	0.124	0.06	50
Brevard	Cape Canaveral Air Force Station Regional WWTF	GWR&IPR	RIB	0.8	0.42	5.48

Florida Department of Environmental Protection
2021 Reuse Inventory

County	Reuse System Name	Reuse Type	Reuse Subtype	Capacity (mgd)	Flow (mgd)	Area (acres)
Brevard	Cape Canaveral WRF	OTH	OTH	0	0	52
Brevard	Cape Canaveral WRF	PAA&LI	RI	1.45	0.91	445
Brevard	Cocoa Beach WRF	IND	ATP	6	0.25	16
Brevard	Cocoa Beach WRF	PAA&LI	GCI	6	0.16	1,200
Brevard	Cocoa Beach WRF	PAA&LI	RI	6	2.41	3,000
Brevard	Cocoa Water Reclamation Facility	IND	AOF	0	0.04	0
Brevard	Cocoa Water Reclamation Facility	IND	ATP	0	0.01	0
Brevard	Cocoa Water Reclamation Facility	PAA&LI	GCI	0.1	0.04	13.37
Brevard	Cocoa Water Reclamation Facility	PAA&LI	OPAA	0.26	0.11	58.1
Brevard	Cocoa Water Reclamation Facility	PAA&LI	RI	4.13	1.75	474.7
Brevard	Cocoa Water Reclamation Facility	TF	NA	0	0.01	0
Brevard	Melbourne/DB Lee WWTP	IND	ATP	0.34	0.34	35
Brevard	Melbourne/DB Lee WWTP	PAA&LI	GCI	1	0.19	120
Brevard	Melbourne/DB Lee WWTP	PAA&LI	OPAA	0.73	0.73	224
Brevard	Melbourne/DB Lee WWTP	PAA&LI	RI	0.44	0.44	188
Brevard	Melbourne/Grant Street	IND	ATP	0.159	0.16	21
Brevard	Melbourne/Grant Street	PAA&LI	GCI	0.5	0.14	100
Brevard	Melbourne/Grant Street	PAA&LI	OPAA	0.28	0.28	74
Brevard	Melbourne/Grant Street	PAA&LI	RI	0.003	0	2
Brevard	Melbourne/Grant Street	WL	NA	0	0	4
Brevard	City of Rockledge	AI	EC	0	0	0
Brevard	City of Rockledge	AI	OC	0	0	0
Brevard	City of Rockledge	FP	NA	0	0	0
Brevard	City of Rockledge	GWR&IPR	AF	0	0	0
Brevard	City of Rockledge	GWR&IPR	INJ	0	0	0
Brevard	City of Rockledge	GWR&IPR	RIB	0	0	0
Brevard	City of Rockledge	GWR&IPR	SWA	0	0	0
Brevard	City of Rockledge	IND	AOF	0	0	0
Brevard	City of Rockledge	IND	ATP	4.177	0.27	0
Brevard	City of Rockledge	OTH	OTH	0	0	0

Florida Department of Environmental Protection
2021 Reuse Inventory

County	Reuse System Name	Reuse Type	Reuse Subtype	Capacity (mgd)	Flow (mgd)	Area (acres)
Brevard	City of Rockledge	PAA&LI	GCI	0.35	0.07	0
Brevard	City of Rockledge	PAA&LI	OPAA	0.291	0.03	0
Brevard	City of Rockledge	PAA&LI	RI	4.177	0.99	0
Brevard	City of Rockledge	TF	NA	0	0	0
Brevard	City of Rockledge	WL	NA	0	0	0
Brevard	Titusville North - Osprey	OTH	OTH	0.493	0.19	275
Brevard	Titusville North - Osprey	PAA&LI	GCI	0.65	0.14	300
Brevard	Titusville North - Osprey	PAA&LI	OPAA	1.635	0.26	419.25
Brevard	Titusville North - Osprey	PAA&LI	RI	2.079	3.52	533
Brevard	Titusville North - Osprey	WL	NA	4.68	1.67	292
Brevard	West Melbourne/Ray Bullard	PAA&LI	RI	1.02	0.90	173
Broward	Broward Co. North Regional WWTP	IND	AOF	0	0.07	0
Broward	Broward Co. North Regional WWTP	IND	ATP	0	3.40	0
Broward	Broward Co. North Regional WWTP	PAA&LI	OPAA	10	0.08	202.82
Broward	Broward Co. North Regional WWTP	PAA&LI	RI	0	0	2.3
Broward	Hollywood Southern Regional WWTF	IND	ATP	4	3.59	55
Broward	Hollywood Southern Regional WWTF	PAA&LI	GCI	2.82	1.64	602.8
Broward	Hollywood Southern Regional WWTF	PAA&LI	OPAA	0.511	0.04	121
Broward	Hollywood Southern Regional WWTF	PAA&LI	RI	0.672	0.19	16
Broward	City of Miramar WWTF	AI	EC	0	0	0
Broward	City of Miramar WWTF	AI	OC	0	0	0
Broward	City of Miramar WWTF	FP	NA	0	0	0
Broward	City of Miramar WWTF	GWR&IPR	AF	0	0	0
Broward	City of Miramar WWTF	GWR&IPR	INJ	0	0	0
Broward	City of Miramar WWTF	GWR&IPR	RIB	0	0	0
Broward	City of Miramar WWTF	GWR&IPR	SWA	0	0	0
Broward	City of Miramar WWTF	IND	AOF	0	0	0
Broward	City of Miramar WWTF	IND	ATP	0	1.34	0
Broward	City of Miramar WWTF	OTH	OTH	0	0	0
Broward	City of Miramar WWTF	PAA&LI	GCI	0	0	0

Florida Department of Environmental Protection
2021 Reuse Inventory

County	Reuse System Name	Reuse Type	Reuse Subtype	Capacity (mgd)	Flow (mgd)	Area (acres)
Broward	City of Miramar WWTF	PAA&LI	OPAA	0	0	0
Broward	City of Miramar WWTF	PAA&LI	RI	7.5	2.89	26.73
Broward	City of Miramar WWTF	TF	NA	0	0	0
Broward	City of Miramar WWTF	WL	NA	0	0	0
Broward	Plantation Regional WWTP	IND	ATP	1	0.57	14.75
Broward	Plantation Regional WWTP	PAA&LI	OPAA	1	0	113.57
Broward	Pompano Beach Community Park Reuse City	AI	EC	0	0	0
Broward	Pompano Beach Community Park Reuse City	AI	OC	0	0	0
Broward	Pompano Beach Community Park Reuse City	FP	NA	0	0	0
Broward	Pompano Beach Community Park Reuse City	GWR&IPR	AF	0	0	0
Broward	Pompano Beach Community Park Reuse City	GWR&IPR	INJ	0	0	0
Broward	Pompano Beach Community Park Reuse City	GWR&IPR	RIB	0	0	0
Broward	Pompano Beach Community Park Reuse City	GWR&IPR	SWA	0	0	0
Broward	Pompano Beach Community Park Reuse City	IND	AOF	0	0	0
Broward	Pompano Beach Community Park Reuse City	IND	ATP	0	0	0
Broward	Pompano Beach Community Park Reuse City	OTH	OTH	0	0	0
Broward	Pompano Beach Community Park Reuse City	PAA&LI	GCI	7.5	1.25	300
Broward	Pompano Beach Community Park Reuse City	PAA&LI	OPAA	0	0.09	0
Broward	Pompano Beach Community Park Reuse City	PAA&LI	RI	0	1.17	0
Broward	Pompano Beach Community Park Reuse City	TF	NA	0	0	0
Broward	Pompano Beach Community Park Reuse City	WL	NA	0	0	0
Broward	Sunrise No. 3 WWTP (Sawgrass)	IND	ATP	2	0.15	0
Broward	Sunrise Southwest WWTP	GWR&IPR	RIB	0.99	0.29	5.4
Broward	Tindall Hammock Wastewater Treatment Facility	AI	EC	0	0	0
Broward	Tindall Hammock Wastewater Treatment Facility	AI	OC	0	0	0
Broward	Tindall Hammock Wastewater Treatment Facility	FP	NA	0	0	0
Broward	Tindall Hammock Wastewater Treatment Facility	GWR&IPR	AF	0	0	0
Broward	Tindall Hammock Wastewater Treatment Facility	GWR&IPR	INJ	0	0	0
Broward	Tindall Hammock Wastewater Treatment Facility	GWR&IPR	RIB	0	0	0
Broward	Tindall Hammock Wastewater Treatment Facility	GWR&IPR	SWA	0	0	0

Florida Department of Environmental Protection
2021 Reuse Inventory

County	Reuse System Name	Reuse Type	Reuse Subtype	Capacity (mgd)	Flow (mgd)	Area (acres)
Broward	Tindall Hammock Wastewater Treatment Facility	IND	AOF	0	0	0
Broward	Tindall Hammock Wastewater Treatment Facility	IND	ATP	0	0	0
Broward	Tindall Hammock Wastewater Treatment Facility	OTH	OTH	0.6	0.39	0
Broward	Tindall Hammock Wastewater Treatment Facility	PAA&LI	GCI	0	0	0
Broward	Tindall Hammock Wastewater Treatment Facility	PAA&LI	OPAA	0	0	0
Broward	Tindall Hammock Wastewater Treatment Facility	PAA&LI	RI	0	0	0
Broward	Tindall Hammock Wastewater Treatment Facility	TF	NA	0	0	0
Broward	Tindall Hammock Wastewater Treatment Facility	WL	NA	0	0	0
Broward	Town of Davie Water Reclamation Facility	IND	AOF	0.534	0	0
Broward	Town of Davie Water Reclamation Facility	IND	ATP	0.891	0.05	0
Broward	Town of Davie Water Reclamation Facility	PAA&LI	GCI	0.872	0	250.4
Broward	Town of Davie Water Reclamation Facility	PAA&LI	OPAA	1.043	0.59	0
Broward	Town of Davie Water Reclamation Facility	TF	NA	0.16	0.03	0
Charlotte	Charlotte Correctional Institution WWTP	FP	NA	0	0	0
Charlotte	Charlotte Correctional Institution WWTP	GWR&IPR	RIB	0.25	0.05	57.4
Charlotte	Charlotte Correctional Institution WWTP	TF	NA	0.15	0.14	0
Charlotte	Charlotte County Utilities - Burnt Store WWTP	GWR&IPR	RIB	0.25	0.12	6.5
Charlotte	Charlotte County Utilities - Burnt Store WWTP	PAA&LI	OPAA	0.048	0.01	5
Charlotte	Charlotte County Utilities - Eastport WWTP	PAA&LI	GCI	4.558	2.82	1,150
Charlotte	Charlotte County Utilities - Eastport WWTP	PAA&LI	OPAA	3.657	0.13	937
Charlotte	Charlotte County Utilities - Eastport WWTP	PAA&LI	RI	0.845	0.22	217
Charlotte	City of Punta Gorda WWTP	OTH	OTH	0	0	0
Charlotte	Englewood Water District WRF	AI	EC	0	0	0
Charlotte	Englewood Water District WRF	AI	OC	0	0	0
Charlotte	Englewood Water District WRF	FP	NA	0	0	0
Charlotte	Englewood Water District WRF	GWR&IPR	AF	0	0	0
Charlotte	Englewood Water District WRF	GWR&IPR	INJ	0	0	0
Charlotte	Englewood Water District WRF	GWR&IPR	RIB	0	0	0
Charlotte	Englewood Water District WRF	GWR&IPR	SWA	0	0	0
Charlotte	Englewood Water District WRF	IND	AOF	0	0	0

Florida Department of Environmental Protection
2021 Reuse Inventory

County	Reuse System Name	Reuse Type	Reuse Subtype	Capacity (mgd)	Flow (mgd)	Area (acres)
Charlotte	Englewood Water District WRF	IND	ATP	0.36	0.26	110
Charlotte	Englewood Water District WRF	OTH	OTH	0	0	0
Charlotte	Englewood Water District WRF	PAA&LI	GCI	1.33	0.54	286
Charlotte	Englewood Water District WRF	PAA&LI	OPAA	0.27	0.02	46
Charlotte	Englewood Water District WRF	PAA&LI	RI	1.53	0.51	2,960
Charlotte	Englewood Water District WRF	TF	NA	0	0	0
Charlotte	Englewood Water District WRF	WL	NA	0	0	0
Charlotte	Riverwoods Utilities WWTP	PAA&LI	GCI	3	0.05	106.1
Charlotte	Riverwoods Utilities WWTP	PAA&LI	OPAA	3	0	11.4
Charlotte	Riverwoods Utilities WWTP	PAA&LI	RI	3	0.62	17
Charlotte	Town and Country Utility Water Reclamation Facility	PAA&LI	GCI	1.25	0.44	106
Charlotte	Town and Country Utility Water Reclamation Facility	PAA&LI	OPAA	0.5	0.12	70
Charlotte	Town and Country Utility Water Reclamation Facility	PAA&LI	RI	1	0.25	338
Citrus	Beverly Hills WWTF	AI	EC	0	0	0
Citrus	Beverly Hills WWTF	AI	OC	0	0	0
Citrus	Beverly Hills WWTF	FP	NA	0	0	0
Citrus	Beverly Hills WWTF	GWR&IPR	AF	0	0	0
Citrus	Beverly Hills WWTF	GWR&IPR	INJ	0	0	0
Citrus	Beverly Hills WWTF	GWR&IPR	RIB	1	0.46	5.14
Citrus	Beverly Hills WWTF	GWR&IPR	SWA	0	0	0
Citrus	Beverly Hills WWTF	IND	AOF	0	0	0
Citrus	Beverly Hills WWTF	IND	ATP	0	0	0
Citrus	Beverly Hills WWTF	OTH	OTH	0	0	0
Citrus	Beverly Hills WWTF	PAA&LI	GCI	0	0	0
Citrus	Beverly Hills WWTF	PAA&LI	OPAA	0	0	0
Citrus	Beverly Hills WWTF	PAA&LI	RI	0	0	0
Citrus	Beverly Hills WWTF	TF	NA	0	0	0
Citrus	Beverly Hills WWTF	WL	NA	0	0	0
Citrus	Brentwood Regional WWTF	GWR&IPR	RIB	0.5	0.43	7.8
Citrus	City of Crystal River WWTF	AI	OC	1.5	0.48	108

Florida Department of Environmental Protection
2021 Reuse Inventory

County	Reuse System Name	Reuse Type	Reuse Subtype	Capacity (mgd)	Flow (mgd)	Area (acres)
Citrus	City of Crystal River WWTF	IND	AOF	2.15	0.30	1.5
Citrus	City of Inverness WWTF	AI	OC	1.5	0.38	87
Citrus	City of Inverness WWTF	PAA&LI	GCI	0.9	0.15	89
Citrus	Meadowcrest WWTF	GWR&IPR	RIB	2	0.54	14.35
Citrus	Meadowcrest WWTF	PAA&LI	GCI	2	0.27	320
Citrus	Point O Woods	GWR&IPR	RIB	0.036	0.01	0.42
Citrus	Point O Woods	PAA&LI	GCI	0.036	0.01	17.6
Citrus	Southwest Regional Water R. F. FKA Sugarmill Woods WWTF	GWR&IPR	RIB	1.5	0.76	11
Clay	Green Cove Springs - Harbor Road WWTF	AI	EC	0	0	0
Clay	Green Cove Springs - Harbor Road WWTF	AI	OC	0	0	0
Clay	Green Cove Springs - Harbor Road WWTF	FP	NA	0	0	0
Clay	Green Cove Springs - Harbor Road WWTF	GWR&IPR	AF	0	0	0
Clay	Green Cove Springs - Harbor Road WWTF	GWR&IPR	INJ	0	0	0
Clay	Green Cove Springs - Harbor Road WWTF	GWR&IPR	RIB	0	0	0
Clay	Green Cove Springs - Harbor Road WWTF	GWR&IPR	SWA	0	0	0
Clay	Green Cove Springs - Harbor Road WWTF	IND	AOF	0	0	0
Clay	Green Cove Springs - Harbor Road WWTF	IND	ATP	0	0	0
Clay	Green Cove Springs - Harbor Road WWTF	OTH	OTH	0	0	0
Clay	Green Cove Springs - Harbor Road WWTF	PAA&LI	GCI	0.75	0.35	180
Clay	Green Cove Springs - Harbor Road WWTF	PAA&LI	OPAA	0	0	0
Clay	Green Cove Springs - Harbor Road WWTF	PAA&LI	RI	0	0	0
Clay	Green Cove Springs - Harbor Road WWTF	TF	NA	0	0	0
Clay	Green Cove Springs - Harbor Road WWTF	WL	NA	0	0	0
Clay	Orange Park WWTF	OTH	OTH	2.5	0.07	0
Clay	Peter's Creek (FKA Green Cove West) WWTF	GWR&IPR	RIB	0.25	0.12	4.08
Clay	Spencer's Crossing WWTF	AI	EC	0	0	0
Clay	Spencer's Crossing WWTF	AI	OC	0	0	0
Clay	Spencer's Crossing WWTF	FP	NA	0	0	0
Clay	Spencer's Crossing WWTF	GWR&IPR	AF	0	0	0
Clay	Spencer's Crossing WWTF	GWR&IPR	INJ	0	0	0

Florida Department of Environmental Protection
2021 Reuse Inventory

County	Reuse System Name	Reuse Type	Reuse Subtype	Capacity (mgd)	Flow (mgd)	Area (acres)
Clay	Spencer's Crossing WWTF	GWR&IPR	RIB	2.08	0.23	30.88
Clay	Spencer's Crossing WWTF	GWR&IPR	SWA	0	0	0
Clay	Spencer's Crossing WWTF	IND	AOF	0	0	0
Clay	Spencer's Crossing WWTF	IND	ATP	0	0.20	0
Clay	Spencer's Crossing WWTF	OTH	OTH	0	0	0
Clay	Spencer's Crossing WWTF	PAA&LI	GCI	2.522	0.30	507
Clay	Spencer's Crossing WWTF	PAA&LI	OPAA	0	0	0
Clay	Spencer's Crossing WWTF	PAA&LI	RI	14.432	4.85	18,340
Clay	Spencer's Crossing WWTF	TF	NA	0	0	0
Clay	Spencer's Crossing WWTF	WL	NA	0	0	0
Collier	Ave Maria WWTP	PAA&LI	GCI	0.36	0	151
Collier	Ave Maria WWTP	PAA&LI	OPAA	1.69	0.50	178
Collier	Ave Maria WWTP	PAA&LI	RI	3.76	1.10	391
Collier	City of Naples Water Reclamation Facility	PAA&LI	GCI	3	1.33	1,119
Collier	City of Naples Water Reclamation Facility	PAA&LI	OPAA	1	0.36	157.5
Collier	City of Naples Water Reclamation Facility	PAA&LI	RI	6	3.89	618.35
Collier	Collier County South County WRF	PAA&LI	GCI	10.75	6.02	2,771.5
Collier	Collier County South County WRF	PAA&LI	OPAA	2.266	1.67	584.2
Collier	Collier County South County WRF	PAA&LI	RI	10.39	8.21	2,657.96
Collier	Everglades City WWTF	GWR&IPR	RIB	0.155	0.08	0.01
Collier	Everglades City WWTF	PAA&LI	GCI	0.152	0	10
Collier	Golden Gate WWTP	GWR&IPR	RIB	1.25	0	7
Collier	Immokalee WWTP	AI	OC	1.84	0.11	364
Collier	Marco Island Utilities WWTP	AI	EC	0	0	0
Collier	Marco Island Utilities WWTP	AI	OC	0	0	0
Collier	Marco Island Utilities WWTP	FP	NA	0	0	0
Collier	Marco Island Utilities WWTP	GWR&IPR	AF	0	0	0
Collier	Marco Island Utilities WWTP	GWR&IPR	INJ	0	0	0
Collier	Marco Island Utilities WWTP	GWR&IPR	RIB	0	0	0
Collier	Marco Island Utilities WWTP	GWR&IPR	SWA	0	0	0

Florida Department of Environmental Protection
2021 Reuse Inventory

County	Reuse System Name	Reuse Type	Reuse Subtype	Capacity (mgd)	Flow (mgd)	Area (acres)
Collier	Marco Island Utilities WWTP	IND	AOF	0	0	0
Collier	Marco Island Utilities WWTP	IND	ATP	0	0	0
Collier	Marco Island Utilities WWTP	OTH	OTH	0	0	0
Collier	Marco Island Utilities WWTP	PAA&LI	GCI	0.973	0.72	314
Collier	Marco Island Utilities WWTP	PAA&LI	OPAA	1.58	1.33	550
Collier	Marco Island Utilities WWTP	PAA&LI	RI	0	0	0
Collier	Marco Island Utilities WWTP	TF	NA	0	0	0
Collier	Marco Island Utilities WWTP	WL	NA	0	0	0
Collier	NE Utilities WWTP	GWR&IPR	RIB	1.1	0.39	5.79
Columbia	Columbia Correctional Institution WWTF	AI	EC	0	0	0
Columbia	Columbia Correctional Institution WWTF	AI	OC	0.28	0.19	36
Columbia	Columbia Correctional Institution WWTF	FP	NA	0	0	0
Columbia	Columbia Correctional Institution WWTF	GWR&IPR	AF	0	0	0
Columbia	Columbia Correctional Institution WWTF	GWR&IPR	INJ	0	0	0
Columbia	Columbia Correctional Institution WWTF	GWR&IPR	RIB	0	0	0
Columbia	Columbia Correctional Institution WWTF	GWR&IPR	SWA	0	0	0
Columbia	Columbia Correctional Institution WWTF	IND	AOF	0	0	0
Columbia	Columbia Correctional Institution WWTF	IND	ATP	0	0	0
Columbia	Columbia Correctional Institution WWTF	OTH	OTH	0	0	0
Columbia	Columbia Correctional Institution WWTF	PAA&LI	GCI	0	0	0
Columbia	Columbia Correctional Institution WWTF	PAA&LI	OPAA	0	0	0
Columbia	Columbia Correctional Institution WWTF	PAA&LI	RI	0	0	0
Columbia	Columbia Correctional Institution WWTF	TF	NA	0.245	0.15	0
Columbia	Columbia Correctional Institution WWTF	WL	NA	0	0	0
Desoto	Desoto County Regional WWTF	AI	OC	0.75	0.43	600
Desoto	William Tyson WWTP	AI	EC	1.27	0.04	0
Desoto	William Tyson WWTP	AI	OC	0	0	0
Desoto	William Tyson WWTP	FP	NA	0	0	0
Desoto	William Tyson WWTP	GWR&IPR	AF	0	0	0
Desoto	William Tyson WWTP	GWR&IPR	INJ	0	0	0

Florida Department of Environmental Protection
2021 Reuse Inventory

County	Reuse System Name	Reuse Type	Reuse Subtype	Capacity (mgd)	Flow (mgd)	Area (acres)
Desoto	William Tyson WWTP	GWR&IPR	RIB	0.035	0	0
Desoto	William Tyson WWTP	GWR&IPR	SWA	0	0	0
Desoto	William Tyson WWTP	IND	AOF	0	0	0
Desoto	William Tyson WWTP	IND	ATP	0	0	0
Desoto	William Tyson WWTP	OTH	OTH	0	0	0
Desoto	William Tyson WWTP	PAA&LI	GCI	0.46	0.07	0
Desoto	William Tyson WWTP	PAA&LI	OPAA	0.07	0.11	0
Desoto	William Tyson WWTP	PAA&LI	RI	0.02	0.05	0
Desoto	William Tyson WWTP	TF	NA	0	0	0
Desoto	William Tyson WWTP	WL	NA	0	0	0
Dixie	Cross City WWTF	AI	EC	0	0	0
Dixie	Cross City WWTF	AI	OC	0.318	0.58	76.9
Dixie	Cross City WWTF	FP	NA	0	0	0
Dixie	Cross City WWTF	GWR&IPR	AF	0	0	0
Dixie	Cross City WWTF	GWR&IPR	INJ	0	0	0
Dixie	Cross City WWTF	GWR&IPR	RIB	0	0	0
Dixie	Cross City WWTF	GWR&IPR	SWA	0	0	0
Dixie	Cross City WWTF	IND	AOF	0	0	0
Dixie	Cross City WWTF	IND	ATP	0	0	0
Dixie	Cross City WWTF	OTH	OTH	0	0	0
Dixie	Cross City WWTF	PAA&LI	GCI	0	0	0
Dixie	Cross City WWTF	PAA&LI	OPAA	0	0	0
Dixie	Cross City WWTF	PAA&LI	RI	0	0	0
Dixie	Cross City WWTF	TF	NA	0	0	0
Dixie	Cross City WWTF	WL	NA	0	0	0
Duval	Arlington East WWTF	IND	ATP	5	1.99	10
Duval	Arlington East WWTF	PAA&LI	GCI	18.27	1.01	1,000
Duval	Arlington East WWTF	PAA&LI	OPAA	18.27	2.17	1,000
Duval	Arlington East WWTF	PAA&LI	RI	18.27	8.52	1,000
Duval	Atlantic Beach WWTF	PAA&LI	GCI	0.5	0.12	115

Florida Department of Environmental Protection
2021 Reuse Inventory

County	Reuse System Name	Reuse Type	Reuse Subtype	Capacity (mgd)	Flow (mgd)	Area (acres)
Duval	Atlantic Beach WWTF	PAA&LI	OPAA	0	0.02	2
Duval	Atlantic Beach WWTF	PAA&LI	RI	0	0.05	15
Duval	Baldwin WWTF	IND	AOF	0.4	0.06	0
Duval	Buckman WWTF	IND	ATP	5	2.74	10
Duval	District II WWTF	IND	AOF	5	0.39	10
Duval	District II WWTF	IND	ATP	1	0.33	10
Duval	Jacksonville Beach WWTF	IND	ATP	0.03	0	0
Duval	Jacksonville Beach WWTF	OTH	OTH	0.336	0	0
Duval	Jacksonville Beach WWTF	PAA&LI	GCI	0.7	0.23	84
Duval	Jacksonville Beach WWTF	PAA&LI	OPAA	0.057	0	13.4
Duval	Mandarin WRF	IND	ATP	8.75	0.83	10
Duval	Mandarin WRF	PAA&LI	GCI	18.27	1.01	1,000
Duval	Mandarin WRF	PAA&LI	OPAA	18.27	2.17	1,000
Duval	Mandarin WRF	PAA&LI	RI	18.27	8.52	1,000
Duval	Normandy Village Utility Company WWTF	GWR&IPR	RIB	0.4	0.34	7.26
Duval	Normandy Village Utility Company WWTF	OTH	OTH	0	0	0
Duval	Southwest District WWTF	IND	ATP	1	0.25	10
Duval	USN NAS Jacksonville WWTF	AI	OC	1	0.08	43
Duval	USN NAS Jacksonville WWTF	PAA&LI	GCI	1	0.23	234
Escambia	ECUA - Bayou Marcus Water Reclamation Facility	IND	ATP	0	0	0
Escambia	ECUA - Bayou Marcus Water Reclamation Facility	WL	NA	10.25	6.08	992
Escambia	ECUA - Central Water Reclamation Facility	PAA&LI	OPAA	32.15	11.40	119
Escambia	ECUA - Pensacola Beach WRF	IND	ATP	1	0.04	1.95
Escambia	ECUA - Pensacola Beach WRF	PAA&LI	OPAA	1.27	0.07	4
Flagler	City of Bunnell WWTF	OTH	OTH	0.1	0.13	50
Flagler	City of Bunnell WWTF	PAA&LI	GCI	0.5	0.12	609
Flagler	Dunes Community Development District WWTF	PAA&LI	GCI	1.707	0.47	220
Flagler	Dunes Community Development District WWTF	PAA&LI	RI	6.04	1.49	779
Flagler	Palm Coast WWTF #2	PAA&LI	GCI	0.34	0	110.7
Flagler	Palm Coast WWTF #2	PAA&LI	OPAA	2.51	0	892.1

Florida Department of Environmental Protection
2021 Reuse Inventory

County	Reuse System Name	Reuse Type	Reuse Subtype	Capacity (mgd)	Flow (mgd)	Area (acres)
Flagler	Palm Coast WWTF #2	PAA&LI	RI	4.95	0.04	1,773.5
Flagler	Palm Coast WWTF	GWR&IPR	AF	0.6	0.55	60
Flagler	Palm Coast WWTF	GWR&IPR	RIB	2.3	1.52	37.5
Flagler	Palm Coast WWTF	PAA&LI	GCI	1.776	1.40	448
Flagler	Palm Coast WWTF	PAA&LI	OPAA	2.144	0.12	668
Flagler	Palm Coast WWTF	PAA&LI	RI	6.644	2.42	2,043
Flagler	Plantation Bay WWTF	GWR&IPR	RIB	1.7	0.05	1.7
Flagler	Plantation Bay WWTF	PAA&LI	GCI	0.475	0.17	75
Franklin	Apalachicola WWTF	AI	OC	0.701	0.32	150.4
Franklin	Apalachicola WWTF	PAA&LI	OPAA	0.219	0.08	47
Franklin	Kenneth B. Cope AWT Facility	AI	OC	0.5	0	74.31
Franklin	Kenneth B. Cope AWT Facility	PAA&LI	GCI	0.63	0.26	81
Franklin	Kenneth B. Cope AWT Facility	PAA&LI	OPAA	0.19	0.08	25
Franklin	Kenneth B. Cope AWT Facility	TF	NA	0.9	0.06	0
Gadsden	Gadsden East WWTF	GWR&IPR	RIB	0.25	0.21	3.97
Gadsden	City of Gretna WWTP	AI	OC	0.4	0.16	3.21
Gadsden	City of Gretna WWTP	GWR&IPR	RIB	0.4	0	40
Gadsden	Havana WWTF	AI	OC	0.4	0.09	174
Gadsden	Havana WWTF	IND	ATP	0.4	0.07	0
Gadsden	Quincy WWTP	GWR&IPR	SWA	0	0	0
Gilchrist	Lancaster Correctional Institution WWTF	AI	OC	0.25	0.09	33.8
Gilchrist	Trenton WWTF	AI	OC	0.2	0.14	40
Gulf	Gulf Correctional Institution WWTP	AI	OC	0.35	0.15	54
Gulf	City of Port St. Joe WWTF	GWR&IPR	AF	1.9	0.85	72
Hamilton	Jennings WWTF	AI	EC	0	0	0
Hamilton	Jennings WWTF	AI	OC	0.175	0.12	44
Hamilton	Jennings WWTF	PAA&LI	GCI	0	0	0
Hamilton	Jennings WWTF	PAA&LI	OPAA	0	0	0
Hamilton	Jennings WWTF	PAA&LI	RI	0	0	0
Hamilton	White Springs WWTF	AI	EC	0	0	0

Florida Department of Environmental Protection
2021 Reuse Inventory

County	Reuse System Name	Reuse Type	Reuse Subtype	Capacity (mgd)	Flow (mgd)	Area (acres)
Hamilton	White Springs WWTF	AI	OC	0	0	0
Hamilton	White Springs WWTF	FP	NA	0	0	0
Hamilton	White Springs WWTF	GWR&IPR	AF	0	0	0
Hamilton	White Springs WWTF	GWR&IPR	INJ	0	0	0
Hamilton	White Springs WWTF	GWR&IPR	RIB	0	0	0
Hamilton	White Springs WWTF	GWR&IPR	SWA	0	0	0
Hamilton	White Springs WWTF	IND	AOF	0	0	0
Hamilton	White Springs WWTF	IND	ATP	0	0	0
Hamilton	White Springs WWTF	OTH	OTH	0	0	0
Hamilton	White Springs WWTF	PAA&LI	GCI	0	0	0
Hamilton	White Springs WWTF	PAA&LI	OPAA	0	0	0
Hamilton	White Springs WWTF	PAA&LI	RI	0	0	0
Hamilton	White Springs WWTF	TF	NA	0	0	0
Hamilton	White Springs WWTF	WL	NA	0	0	0
Hardee	City of Bowling Green WWTF	OTH	OTH	0.32	0.26	0
Hardee	Hardee Correctional Institution	AI	EC	0	0	0
Hardee	Hardee Correctional Institution	AI	OC	0.212	0.20	109
Hardee	Hardee Correctional Institution	FP	NA	0	0	0
Hardee	Hardee Correctional Institution	GWR&IPR	AF	0	0	0
Hardee	Hardee Correctional Institution	GWR&IPR	INJ	0	0	0
Hardee	Hardee Correctional Institution	GWR&IPR	RIB	0	0	0
Hardee	Hardee Correctional Institution	GWR&IPR	SWA	0	0	0
Hardee	Hardee Correctional Institution	IND	AOF	0	0	0
Hardee	Hardee Correctional Institution	IND	ATP	0	0	0
Hardee	Hardee Correctional Institution	OTH	OTH	0	0	0
Hardee	Hardee Correctional Institution	PAA&LI	GCI	0	0	0
Hardee	Hardee Correctional Institution	PAA&LI	OPAA	0	0	0
Hardee	Hardee Correctional Institution	PAA&LI	RI	0	0	0
Hardee	Hardee Correctional Institution	TF	NA	0	0	0
Hardee	Hardee Correctional Institution	WL	NA	0	0	0

Florida Department of Environmental Protection
2021 Reuse Inventory

County	Reuse System Name	Reuse Type	Reuse Subtype	Capacity (mgd)	Flow (mgd)	Area (acres)
Hardee	City of Wauchula WWTF	AI	EC	0	0	0
Hardee	City of Wauchula WWTF	AI	OC	0	0	0
Hardee	City of Wauchula WWTF	FP	NA	0	0	0
Hardee	City of Wauchula WWTF	GWR&IPR	AF	0	0	0
Hardee	City of Wauchula WWTF	GWR&IPR	INJ	0	0	0
Hardee	City of Wauchula WWTF	GWR&IPR	RIB	0	0	0
Hardee	City of Wauchula WWTF	GWR&IPR	SWA	0	0	0
Hardee	City of Wauchula WWTF	IND	AOF	0	0.69	0
Hardee	City of Wauchula WWTF	IND	ATP	1.2	0	0
Hardee	City of Wauchula WWTF	PAA&LI	GCI	0	0	0
Hardee	City of Wauchula WWTF	PAA&LI	OPAA	0	0	0
Hardee	City of Wauchula WWTF	PAA&LI	RI	0	0	0
Hardee	City of Wauchula WWTF	TF	NA	0	0	0
Hardee	City of Wauchula WWTF	WL	NA	0	0	0
Hardee	Wauchula Hills WWTP	AI	EC	0	0	0
Hardee	Wauchula Hills WWTP	AI	OC	0	0	0
Hardee	Wauchula Hills WWTP	FP	NA	0	0	0
Hardee	Wauchula Hills WWTP	GWR&IPR	AF	0	0	0
Hardee	Wauchula Hills WWTP	GWR&IPR	INJ	0	0	0
Hardee	Wauchula Hills WWTP	GWR&IPR	RIB	0	0	0
Hardee	Wauchula Hills WWTP	GWR&IPR	SWA	0	0	0
Hardee	Wauchula Hills WWTP	IND	AOF	0.36	0.14	100
Hardee	Wauchula Hills WWTP	IND	ATP	0	0	0
Hardee	Wauchula Hills WWTP	OTH	OTH	0	0	0
Hardee	Wauchula Hills WWTP	PAA&LI	GCI	0	0	0
Hardee	Wauchula Hills WWTP	PAA&LI	OPAA	0	0	0
Hardee	Wauchula Hills WWTP	PAA&LI	RI	0	0	0
Hardee	Wauchula Hills WWTP	TF	NA	0	0	0
Hardee	Wauchula Hills WWTP	WL	NA	0	0	0
Hardee	City of Zolfo Springs WWTF	GWR&IPR	RIB	0.29	0.11	148

Florida Department of Environmental Protection
2021 Reuse Inventory

County	Reuse System Name	Reuse Type	Reuse Subtype	Capacity (mgd)	Flow (mgd)	Area (acres)
Hendry	Port Labelle WWTP	GWR&IPR	RIB	0.499	0.19	5
Hernando	Glen Water Reclamation Facility	GWR&IPR	RIB	3	0.99	23.22
Hernando	Glen Water Reclamation Facility	OTH	OTH	0	0	0
Hernando	Glen Water Reclamation Facility	PAA&LI	GCI	2.797	0.43	374
Hernando	Hernando County Airport WRF	AI	EC	0	0	0
Hernando	Hernando County Airport WRF	AI	OC	0	0	0
Hernando	Hernando County Airport WRF	FP	NA	0	0	0
Hernando	Hernando County Airport WRF	GWR&IPR	AF	0	0	0
Hernando	Hernando County Airport WRF	GWR&IPR	INJ	0	0	0
Hernando	Hernando County Airport WRF	GWR&IPR	RIB	3.02	1.60	21.15
Hernando	Hernando County Airport WRF	GWR&IPR	SWA	0	0	0
Hernando	Hernando County Airport WRF	IND	AOF	0	0	0
Hernando	Hernando County Airport WRF	IND	ATP	0	0	0
Hernando	Hernando County Airport WRF	OTH	OTH	0	0	0
Hernando	Hernando County Airport WRF	PAA&LI	GCI	0	0	0
Hernando	Hernando County Airport WRF	PAA&LI	OPAA	0	0	0
Hernando	Hernando County Airport WRF	PAA&LI	RI	0	0	0
Hernando	Hernando County Airport WRF	TF	NA	0	0	0
Hernando	Hernando County Airport WRF	WL	NA	0	0	0
Hernando	Ridge Manor Subregional WWTF	GWR&IPR	RIB	0.75	0.25	25
Hernando	Ridge Manor Subregional WWTF	PAA&LI	GCI	0	0	0
Hernando	Spring Hill WRF	GWR&IPR	RIB	1.27	0.09	11.85
Hernando	Spring Hill WRF	OTH	OTH	0	0	0
Hernando	Spring Hill WRF	PAA&LI	GCI	2.797	1.17	365
Hernando	William S. Smith Water Reclamation Facility	IND	AOF	8	0.71	1,345
Hernando	William S. Smith Water Reclamation Facility	PAA&LI	GCI	0.449	0.15	198
Hernando	William S. Smith Water Reclamation Facility	PAA&LI	OPAA	0.072	0.03	37
Hernando	William S. Smith Water Reclamation Facility	PAA&LI	RI	0.202	0.09	127
Highlands	City of Avon Park WWTP	GWR&IPR	RIB	1.8	0.81	16.79
Highlands	City of Sebring Cemetery Road WWTP	GWR&IPR	RIB	1.5	1.06	6.63

Florida Department of Environmental Protection
2021 Reuse Inventory

County	Reuse System Name	Reuse Type	Reuse Subtype	Capacity (mgd)	Flow (mgd)	Area (acres)
Highlands	City of Sebring Cemetery Road WWTP	OTH	OTH	0	0.02	0
Highlands	North Main Street WWTP	AI	EC	0	0	0
Highlands	North Main Street WWTP	AI	OC	0	0	0
Highlands	North Main Street WWTP	FP	NA	0	0	0
Highlands	North Main Street WWTP	GWR&IPR	AF	0	0	0
Highlands	North Main Street WWTP	GWR&IPR	INJ	0	0	0
Highlands	North Main Street WWTP	GWR&IPR	RIB	0.249	0.08	3.91
Highlands	North Main Street WWTP	GWR&IPR	SWA	0	0	0
Highlands	North Main Street WWTP	IND	AOF	0	0	0
Highlands	North Main Street WWTP	IND	ATP	0	0	0
Highlands	North Main Street WWTP	PAA&LI	GCI	0	0	0
Highlands	North Main Street WWTP	PAA&LI	OPAA	0.162	0.03	96
Highlands	North Main Street WWTP	PAA&LI	RI	0	0	0
Highlands	North Main Street WWTP	TF	NA	0	0	0
Highlands	North Main Street WWTP	WL	NA	0	0	0
Highlands	Sun'N Lake of Sebring Unit 23 WWTP	GWR&IPR	RIB	0	0	0
Highlands	Tomoka Heights WWTP AKA Placid Utilities	AI	EC	0	0	0
Highlands	Tomoka Heights WWTP AKA Placid Utilities	AI	OC	0	0	0
Highlands	Tomoka Heights WWTP AKA Placid Utilities	FP	NA	0	0	0
Highlands	Tomoka Heights WWTP AKA Placid Utilities	GWR&IPR	AF	0	0	0
Highlands	Tomoka Heights WWTP AKA Placid Utilities	GWR&IPR	INJ	0	0	0
Highlands	Tomoka Heights WWTP AKA Placid Utilities	GWR&IPR	RIB	0.2	0.06	1.42
Highlands	Tomoka Heights WWTP AKA Placid Utilities	GWR&IPR	SWA	0	0	0
Highlands	Tomoka Heights WWTP AKA Placid Utilities	IND	AOF	0	0	0
Highlands	Tomoka Heights WWTP AKA Placid Utilities	IND	ATP	0	0	0
Highlands	Tomoka Heights WWTP AKA Placid Utilities	PAA&LI	GCI	0	0	0
Highlands	Tomoka Heights WWTP AKA Placid Utilities	PAA&LI	OPAA	0	0	0
Highlands	Tomoka Heights WWTP AKA Placid Utilities	PAA&LI	RI	0	0	0
Highlands	Tomoka Heights WWTP AKA Placid Utilities	TF	NA	0	0	0
Highlands	Tomoka Heights WWTP AKA Placid Utilities	WL	NA	0	0	0

Florida Department of Environmental Protection
2021 Reuse Inventory

County	Reuse System Name	Reuse Type	Reuse Subtype	Capacity (mgd)	Flow (mgd)	Area (acres)
Highlands	Western Blvd WWTP	GWR&IPR	RIB	0.2	0.09	2.96
Hillsborough	Country Meadows-Golden Lakes WWTP	GWR&IPR	RIB	0.11	0.09	5.1
Hillsborough	Country Meadows-Golden Lakes WWTP	PAA&LI	GCI	0.064	0.02	31.6
Hillsborough	Falkenburg Road AWTP	AI	EC	0	0	0
Hillsborough	Falkenburg Road AWTP	AI	OC	0	0	0
Hillsborough	Falkenburg Road AWTP	FP	NA	0	0	0
Hillsborough	Falkenburg Road AWTP	GWR&IPR	AF	0	0	0
Hillsborough	Falkenburg Road AWTP	GWR&IPR	INJ	6	4.27	0
Hillsborough	Falkenburg Road AWTP	GWR&IPR	RIB	0	0	0
Hillsborough	Falkenburg Road AWTP	GWR&IPR	SWA	0	0	0
Hillsborough	Falkenburg Road AWTP	IND	AOF	4.7	2.35	0
Hillsborough	Falkenburg Road AWTP	IND	ATP	1.3	0.68	0
Hillsborough	Falkenburg Road AWTP	OTH	OTH	0	1.77	0
Hillsborough	Falkenburg Road AWTP	PAA&LI	GCI	3.1	1.56	893
Hillsborough	Falkenburg Road AWTP	PAA&LI	OPAA	3.1	1.54	2,209
Hillsborough	Falkenburg Road AWTP	PAA&LI	RI	13.2	5.64	5,700
Hillsborough	Falkenburg Road AWTP	TF	NA	0	0	0
Hillsborough	Falkenburg Road AWTP	WL	NA	0	0	0
Hillsborough	Howard F. Curren AWTP	AI	EC	0	0	0
Hillsborough	Howard F. Curren AWTP	AI	OC	0	0	0
Hillsborough	Howard F. Curren AWTP	FP	NA	0	0	0
Hillsborough	Howard F. Curren AWTP	GWR&IPR	AF	0	0	0
Hillsborough	Howard F. Curren AWTP	GWR&IPR	INJ	0	0	0
Hillsborough	Howard F. Curren AWTP	GWR&IPR	RIB	0	0	0
Hillsborough	Howard F. Curren AWTP	GWR&IPR	SWA	0	0	0
Hillsborough	Howard F. Curren AWTP	IND	AOF	6.62	5.02	0
Hillsborough	Howard F. Curren AWTP	IND	ATP	8.6	5.90	0
Hillsborough	Howard F. Curren AWTP	PAA&LI	GCI	0	0	0
Hillsborough	Howard F. Curren AWTP	PAA&LI	OPAA	0.45	1.90	755
Hillsborough	Howard F. Curren AWTP	PAA&LI	RI	5.55	2.20	956

Florida Department of Environmental Protection
2021 Reuse Inventory

County	Reuse System Name	Reuse Type	Reuse Subtype	Capacity (mgd)	Flow (mgd)	Area (acres)
Hillsborough	Howard F. Curren AWTP	TF	NA	0	0	0
Hillsborough	Howard F. Curren AWTP	WL	NA	0	0	0
Hillsborough	MacDill AFB WWTP	AI	OC	0.08	0.05	10
Hillsborough	MacDill AFB WWTP	GWR&IPR	RIB	1.2	0.22	18
Hillsborough	MacDill AFB WWTP	PAA&LI	GCI	1.2	0.37	497
Hillsborough	Northwest Regional WRF	AI	EC	0	0	0
Hillsborough	Northwest Regional WRF	AI	OC	0.1	0.05	132
Hillsborough	Northwest Regional WRF	FP	NA	0	0	0
Hillsborough	Northwest Regional WRF	GWR&IPR	AF	0	0	0
Hillsborough	Northwest Regional WRF	GWR&IPR	INJ	4.5	0.77	0
Hillsborough	Northwest Regional WRF	GWR&IPR	RIB	0	0	0
Hillsborough	Northwest Regional WRF	GWR&IPR	SWA	0	0	0
Hillsborough	Northwest Regional WRF	IND	AOF	0.1	0.05	0
Hillsborough	Northwest Regional WRF	IND	ATP	2.5	1.65	0
Hillsborough	Northwest Regional WRF	OTH	OTH	0	0.22	0
Hillsborough	Northwest Regional WRF	PAA&LI	GCI	1.5	0.86	629
Hillsborough	Northwest Regional WRF	PAA&LI	OPAA	1.5	1.07	1,743
Hillsborough	Northwest Regional WRF	PAA&LI	RI	10.06	6.81	8,027
Hillsborough	Northwest Regional WRF	TF	NA	0	0	0
Hillsborough	Northwest Regional WRF	WL	NA	0	0	0
Hillsborough	Plant City WRF	AI	EC	0	0	0
Hillsborough	Plant City WRF	AI	OC	0	0	0
Hillsborough	Plant City WRF	FP	NA	0	0	0
Hillsborough	Plant City WRF	GWR&IPR	AF	0	0	0
Hillsborough	Plant City WRF	GWR&IPR	INJ	0	0	0
Hillsborough	Plant City WRF	GWR&IPR	RIB	0	0	0
Hillsborough	Plant City WRF	GWR&IPR	SWA	0	0	0
Hillsborough	Plant City WRF	IND	AOF	3.4	0.59	0
Hillsborough	Plant City WRF	IND	ATP	0.136	0.26	15
Hillsborough	Plant City WRF	OTH	OTH	0	0	2

Florida Department of Environmental Protection
2021 Reuse Inventory

County	Reuse System Name	Reuse Type	Reuse Subtype	Capacity (mgd)	Flow (mgd)	Area (acres)
Hillsborough	Plant City WRF	PAA&LI	GCI	0.375	0	80
Hillsborough	Plant City WRF	PAA&LI	OPAA	0.348	0.23	80
Hillsborough	Plant City WRF	PAA&LI	RI	0.513	0.19	80
Hillsborough	Plant City WRF	TF	NA	0	0	0
Hillsborough	Plant City WRF	WL	NA	0	0	0
Hillsborough	Rice Creek WWTF	GWR&IPR	RIB	0.225	0.08	4.4
Hillsborough	Rice Creek WWTF	WL	NA	0	0.02	2.2
Hillsborough	Riverside Club WWTP	GWR&IPR	RIB	0.12	0.07	18.7
Indian River	IRCUD/Central (Gifford) WWTF	AI	EC	0	0	0
Indian River	IRCUD/Central (Gifford) WWTF	AI	OC	0	0	0
Indian River	IRCUD/Central (Gifford) WWTF	FP	NA	0	0	0
Indian River	IRCUD/Central (Gifford) WWTF	GWR&IPR	AF	0	0	0
Indian River	IRCUD/Central (Gifford) WWTF	GWR&IPR	INJ	0	0	0
Indian River	IRCUD/Central (Gifford) WWTF	GWR&IPR	RIB	0.86	0.34	43.69
Indian River	IRCUD/Central (Gifford) WWTF	GWR&IPR	SWA	0	0	0
Indian River	IRCUD/Central (Gifford) WWTF	IND	AOF	0	0	0
Indian River	IRCUD/Central (Gifford) WWTF	IND	ATP	0	0	0
Indian River	IRCUD/Central (Gifford) WWTF	OTH	OTH	0	0	0
Indian River	IRCUD/Central (Gifford) WWTF	PAA&LI	GCI	6.97	2.96	1,274
Indian River	IRCUD/Central (Gifford) WWTF	PAA&LI	OPAA	0	0	0
Indian River	IRCUD/Central (Gifford) WWTF	PAA&LI	RI	0	0	0
Indian River	IRCUD/Central (Gifford) WWTF	TF	NA	0	0	0
Indian River	IRCUD/Central (Gifford) WWTF	WL	NA	4	2.21	169
Jackson	Cottdale WWTP	AI	EC	0	0	0
Jackson	Cottdale WWTP	AI	OC	0.25	0.16	65
Jackson	Cottdale WWTP	FP	NA	0	0	0
Jackson	Cottdale WWTP	GWR&IPR	AF	0	0	0
Jackson	Cottdale WWTP	GWR&IPR	INJ	0	0	0
Jackson	Cottdale WWTP	GWR&IPR	RIB	0	0	0
Jackson	Cottdale WWTP	GWR&IPR	SWA	0	0	0

Florida Department of Environmental Protection
2021 Reuse Inventory

County	Reuse System Name	Reuse Type	Reuse Subtype	Capacity (mgd)	Flow (mgd)	Area (acres)
Jackson	Cottondale WWTP	IND	AOF	0	0	0
Jackson	Cottondale WWTP	IND	ATP	0	0	0
Jackson	Cottondale WWTP	OTH	OTH	0	0	0
Jackson	Cottondale WWTP	PAA&LI	GCI	0	0	0
Jackson	Cottondale WWTP	PAA&LI	OPAA	0	0	0
Jackson	Cottondale WWTP	PAA&LI	RI	0	0	0
Jackson	Cottondale WWTP	TF	NA	0	0	0
Jackson	Cottondale WWTP	WL	NA	0	0	0
Jackson	Jackson Correctional Institution WWTP	AI	OC	0.275	0.09	27.5
Jackson	Marianna City of WWTP	AI	OC	4	1.75	514
Jackson	Marianna City of WWTP	IND	ATP	0	0.06	0
Jackson	Town of Sneads WWTF	AI	EC	0	0	0
Jackson	Town of Sneads WWTF	AI	OC	0.733	0.41	253
Jackson	Town of Sneads WWTF	FP	NA	0	0	0
Jackson	Town of Sneads WWTF	GWR&IPR	AF	0	0	0
Jackson	Town of Sneads WWTF	GWR&IPR	INJ	0	0	0
Jackson	Town of Sneads WWTF	GWR&IPR	RIB	0	0	0
Jackson	Town of Sneads WWTF	GWR&IPR	SWA	0	0	0
Jackson	Town of Sneads WWTF	IND	AOF	0	0	0
Jackson	Town of Sneads WWTF	IND	ATP	0	0	0
Jackson	Town of Sneads WWTF	OTH	OTH	0	0	0
Jackson	Town of Sneads WWTF	PAA&LI	GCI	0	0	0
Jackson	Town of Sneads WWTF	PAA&LI	OPAA	0	0	0
Jackson	Town of Sneads WWTF	PAA&LI	RI	0	0	0
Jackson	Town of Sneads WWTF	TF	NA	0	0	0
Jackson	Town of Sneads WWTF	WL	NA	0	0	0
Jackson	Town of Grand Ridge WWTF	AI	OC	0.205	0.06	106
Jackson	Town of Grand Ridge WWTF	OTH	OTH	0	0	0
Jefferson	Jefferson Correctional Institution WWTF	AI	OC	0.116	0.07	17.5
Jefferson	Jefferson Correctional Institution WWTF	TF	NA	0.185	0.08	0

Florida Department of Environmental Protection
2021 Reuse Inventory

County	Reuse System Name	Reuse Type	Reuse Subtype	Capacity (mgd)	Flow (mgd)	Area (acres)
Jefferson	City of Monticello WWTP	AI	OC	1	0.36	1,000
Lafayette	Mayo Correctional Institution WWTF	GWR&IPR	RIB	0.495	0.15	5.48
Lafayette	Mayo Correctional Institution WWTF	TF	NA	0	0	0
Lake	Clerbrook RV Resorts	GWR&IPR	RIB	0.12	0.04	1.47
Lake	Clermont - East	GWR&IPR	RIB	0.75	0.16	4.76
Lake	Clermont - East	IND	ATP	1	0.07	45
Lake	Clermont - East	PAA&LI	GCI	1	0.40	553
Lake	Clermont - East	PAA&LI	OPAA	1	0	23.5
Lake	Clermont - East	PAA&LI	RI	4.67	2.97	1375
Lake	Eustis Bates Avenue WWTF	AI	EC	0	0	0
Lake	Eustis Bates Avenue WWTF	AI	OC	2.56	0.51	80
Lake	Eustis Bates Avenue WWTF	FP	NA	0	0	0
Lake	Eustis Bates Avenue WWTF	GWR&IPR	AF	0	0	0
Lake	Eustis Bates Avenue WWTF	GWR&IPR	INJ	0	0	0
Lake	Eustis Bates Avenue WWTF	GWR&IPR	RIB	0.533	0.04	14
Lake	Eustis Bates Avenue WWTF	GWR&IPR	SWA	0	0	0
Lake	Eustis Bates Avenue WWTF	IND	AOF	0	0	0
Lake	Eustis Bates Avenue WWTF	IND	ATP	0	0	0
Lake	Eustis Bates Avenue WWTF	OTH	OTH	0	0	0
Lake	Eustis Bates Avenue WWTF	PAA&LI	GCI	1.6	0.42	193.4
Lake	Eustis Bates Avenue WWTF	PAA&LI	OPAA	0.19	0.07	67.4
Lake	Eustis Bates Avenue WWTF	PAA&LI	RI	14.2	0.39	113
Lake	Eustis Bates Avenue WWTF	TF	NA	0	0	0
Lake	Eustis Bates Avenue WWTF	WL	NA	0	0	0
Lake	Lady Lake WWTF	AI	EC	0	0	0
Lake	Lady Lake WWTF	AI	OC	0	0	0
Lake	Lady Lake WWTF	FP	NA	0	0	0
Lake	Lady Lake WWTF	GWR&IPR	AF	0	0	0
Lake	Lady Lake WWTF	GWR&IPR	INJ	0	0	0
Lake	Lady Lake WWTF	GWR&IPR	RIB	0.25	0.22	11

Florida Department of Environmental Protection
2021 Reuse Inventory

County	Reuse System Name	Reuse Type	Reuse Subtype	Capacity (mgd)	Flow (mgd)	Area (acres)
Lake	Lady Lake WWTF	GWR&IPR	SWA	0	0	0
Lake	Lady Lake WWTF	IND	AOF	0	0	0
Lake	Lady Lake WWTF	IND	ATP	0	0	0
Lake	Lady Lake WWTF	PAA&LI	GCI	0	0	0
Lake	Lady Lake WWTF	PAA&LI	OPAA	0.75	0.27	49
Lake	Lady Lake WWTF	PAA&LI	RI	0	0.01	4
Lake	Lady Lake WWTF	TF	NA	0	0	0
Lake	Lady Lake WWTF	WL	NA	0	0	0
Lake	Lake Correctional Institution	AI	EC	0	0	0
Lake	Lake Correctional Institution	AI	OC	0.121	0.18	12
Lake	Lake Correctional Institution	FP	NA	0	0	0
Lake	Lake Correctional Institution	GWR&IPR	AF	0	0	0
Lake	Lake Correctional Institution	GWR&IPR	INJ	0	0	0
Lake	Lake Correctional Institution	GWR&IPR	RIB	0	0	0
Lake	Lake Correctional Institution	GWR&IPR	SWA	0	0	0
Lake	Lake Correctional Institution	IND	AOF	0	0	0
Lake	Lake Correctional Institution	IND	ATP	0	0	0
Lake	Lake Correctional Institution	OTH	OTH	0	0	0
Lake	Lake Correctional Institution	PAA&LI	GCI	0	0	0
Lake	Lake Correctional Institution	PAA&LI	OPAA	0	0	0
Lake	Lake Correctional Institution	PAA&LI	RI	0	0	0
Lake	Lake Correctional Institution	TF	NA	0	0	0
Lake	Lake Correctional Institution	WL	NA	0	0	0
Lake	Lake Groves WWTF	AI	EC	0	0	0
Lake	Lake Groves WWTF	AI	OC	0	0	0
Lake	Lake Groves WWTF	FP	NA	0	0	0
Lake	Lake Groves WWTF	GWR&IPR	AF	0	0	0
Lake	Lake Groves WWTF	GWR&IPR	INJ	0	0	0
Lake	Lake Groves WWTF	GWR&IPR	RIB	0.5	0.28	2.27
Lake	Lake Groves WWTF	GWR&IPR	SWA	0	0	0

Florida Department of Environmental Protection
2021 Reuse Inventory

County	Reuse System Name	Reuse Type	Reuse Subtype	Capacity (mgd)	Flow (mgd)	Area (acres)
Lake	Lake Groves WWTF	IND	AOF	0	0	0
Lake	Lake Groves WWTF	IND	ATP	0	0.03	0
Lake	Lake Groves WWTF	OTH	OTH	0	0	0
Lake	Lake Groves WWTF	PAA&LI	GCI	0	0	0
Lake	Lake Groves WWTF	PAA&LI	OPAA	0	0	0
Lake	Lake Groves WWTF	PAA&LI	RI	0.999	0.31	55.62
Lake	Lake Groves WWTF	TF	NA	0	0	0
Lake	Lake Groves WWTF	WL	NA	0	0	0
Lake	Leesburg/Canal St. WWTF	AI	EC	0	0	0
Lake	Leesburg/Canal St. WWTF	AI	OC	3	1.20	303
Lake	Leesburg/Canal St. WWTF	FP	NA	0	0	0
Lake	Leesburg/Canal St. WWTF	GWR&IPR	AF	0		0
Lake	Leesburg/Canal St. WWTF	GWR&IPR	INJ	0	0	0
Lake	Leesburg/Canal St. WWTF	GWR&IPR	RIB	0	0	0
Lake	Leesburg/Canal St. WWTF	GWR&IPR	SWA	0	0	0
Lake	Leesburg/Canal St. WWTF	IND	AOF	0	0	0
Lake	Leesburg/Canal St. WWTF	IND	ATP	0	0	0
Lake	Leesburg/Canal St. WWTF	OTH	OTH	0	0	0
Lake	Leesburg/Canal St. WWTF	PAA&LI	GCI	0.37	0.72	270
Lake	Leesburg/Canal St. WWTF	PAA&LI	OPAA	6.3	2.80	2,218
Lake	Leesburg/Canal St. WWTF	PAA&LI	RI	8	1.20	1,082.7
Lake	Leesburg/Canal St. WWTF	TF	NA	0	0	0
Lake	Leesburg/Canal St. WWTF	WL	NA	0	0	0
Lake	Mid Florida Lakes WWTF	AI	OC	0.18	0.11	10
Lake	City of Minneola WWTF	GWR&IPR	RIB	1	0.35	6.1
Lake	City of Minneola WWTF	PAA&LI	GCI	0	0	0
Lake	City of Minneola WWTF	PAA&LI	RI	3.507	0	466.02
Lake	Mt. Dora #1 WWTF	AI	EC	0	0	0
Lake	Mt. Dora #1 WWTF	AI	OC	0.262	0.01	39
Lake	Mt. Dora #1 WWTF	FP	NA	0	0	0

Florida Department of Environmental Protection
2021 Reuse Inventory

County	Reuse System Name	Reuse Type	Reuse Subtype	Capacity (mgd)	Flow (mgd)	Area (acres)
Lake	Mt. Dora #1 WWTF	GWR&IPR	AF	0	0	0
Lake	Mt. Dora #1 WWTF	GWR&IPR	INJ	0	0	0
Lake	Mt. Dora #1 WWTF	GWR&IPR	RIB	0.2	0	4.22
Lake	Mt. Dora #1 WWTF	GWR&IPR	SWA	0	0	0
Lake	Mt. Dora #1 WWTF	IND	AOF	0	0	0
Lake	Mt. Dora #1 WWTF	IND	ATP	0	0.14	0
Lake	Mt. Dora #1 WWTF	OTH	OTH	0	0	0
Lake	Mt. Dora #1 WWTF	PAA&LI	RI	2.75	1.83	0
Lake	Mt. Dora #1 WWTF	TF	NA	0	0	0
Lake	Mt. Dora #1 WWTF	WL	NA	0	0	0
Lake	Pennbrooke Fairways	AI	EC	0	0	0
Lake	Pennbrooke Fairways	AI	OC	0	0	0
Lake	Pennbrooke Fairways	FP	NA	0	0	0
Lake	Pennbrooke Fairways	GWR&IPR	AF	0	0	0
Lake	Pennbrooke Fairways	GWR&IPR	INJ	0	0	0
Lake	Pennbrooke Fairways	GWR&IPR	RIB	0.3	0.01	0.75
Lake	Pennbrooke Fairways	GWR&IPR	SWA	0	0	0
Lake	Pennbrooke Fairways	IND	AOF	0	0	0
Lake	Pennbrooke Fairways	IND	ATP	0	0	0
Lake	Pennbrooke Fairways	OTH	OTH	0	0	0
Lake	Pennbrooke Fairways	PAA&LI	GCI	0.18	0.07	72.3
Lake	Pennbrooke Fairways	PAA&LI	OPAA	0	0	0
Lake	Pennbrooke Fairways	PAA&LI	RI	0	0	0
Lake	Pennbrooke Fairways	TF	NA	0	0	0
Lake	Pennbrooke Fairways	WL	NA	0	0	0
Lake	Pine Island	PAA&LI	GCI	0.225	0.05	189
Lake	Southlake Utilities WWTF	AI	EC	0	0	0
Lake	Southlake Utilities WWTF	AI	OC	0	0	0
Lake	Southlake Utilities WWTF	FP	NA	0	0	0
Lake	Southlake Utilities WWTF	GWR&IPR	AF	0	0	0

Florida Department of Environmental Protection
2021 Reuse Inventory

County	Reuse System Name	Reuse Type	Reuse Subtype	Capacity (mgd)	Flow (mgd)	Area (acres)
Lake	Southlake Utilities WWTF	GWR&IPR	INJ	0	0	0
Lake	Southlake Utilities WWTF	GWR&IPR	RIB	1.15	0.84	4.84
Lake	Southlake Utilities WWTF	GWR&IPR	SWA	0	0	0
Lake	Southlake Utilities WWTF	IND	AOF	0	0	0
Lake	Southlake Utilities WWTF	IND	ATP	0	0	0
Lake	Southlake Utilities WWTF	OTH	OTH	0	0	0
Lake	Southlake Utilities WWTF	PAA&LI	GCI	0	0	0
Lake	Southlake Utilities WWTF	PAA&LI	OPAA	0	0	0
Lake	Southlake Utilities WWTF	PAA&LI	RI	0	0	0
Lake	Southlake Utilities WWTF	TF	NA	0	0	0
Lake	Southlake Utilities WWTF	WL	NA	0	0	0
Lake	St. Johns River Utility WWTF (FKA Astor/Astor Park)	GWR&IPR	RIB	0.3	0.14	11.31
Lake	Tavares/Woodlea Road WWTF	AI	EC	3	0.21	134
Lake	Tavares/Woodlea Road WWTF	AI	OC	0	0	0
Lake	Tavares/Woodlea Road WWTF	FP	NA	0	0	0
Lake	Tavares/Woodlea Road WWTF	GWR&IPR	AF	0	0	0
Lake	Tavares/Woodlea Road WWTF	GWR&IPR	INJ	0	0	0
Lake	Tavares/Woodlea Road WWTF	GWR&IPR	RIB	3	0.82	9.6
Lake	Tavares/Woodlea Road WWTF	GWR&IPR	SWA	0	0	0
Lake	Tavares/Woodlea Road WWTF	IND	AOF	0	0	0
Lake	Tavares/Woodlea Road WWTF	IND	ATP	0	0	0
Lake	Tavares/Woodlea Road WWTF	OTH	OTH	0	0	0
Lake	Tavares/Woodlea Road WWTF	PAA&LI	GCI	0	0	0
Lake	Tavares/Woodlea Road WWTF	PAA&LI	OPAA	0	0	0
Lake	Tavares/Woodlea Road WWTF	PAA&LI	RI	3	0.50	120
Lake	Tavares/Woodlea Road WWTF	TF	NA	0	0	0
Lake	Tavares/Woodlea Road WWTF	WL	NA	0	0	0
Lake	Villages WWTF	GWR&IPR	RIB	0.75	0.36	8.75
Lake	Villages WWTF	OTH	OTH	0	0.09	0
Lake	Villages WWTF	PAA&LI	GCI	2.831	0.40	417

Florida Department of Environmental Protection
2021 Reuse Inventory

County	Reuse System Name	Reuse Type	Reuse Subtype	Capacity (mgd)	Flow (mgd)	Area (acres)
Lake	Villages WWTF	PAA&LI	OPAA	0.41	0.06	60.44
Lee	Bonita Springs Water Reclamation (West)	GWR&IPR	RIB	9.44	0.18	3.67
Lee	Bonita Springs Water Reclamation (West)	PAA&LI	GCI	3.123	1.89	445
Lee	Bonita Springs Water Reclamation (West)	PAA&LI	OPAA	0.907	1.66	129
Lee	Bonita Springs Water Reclamation (West)	PAA&LI	RI	6.41	3.19	915
Lee	Citrus Park North	AI	EC	0	0	0
Lee	Citrus Park North	AI	OC	0	0	0
Lee	Citrus Park North	GWR&IPR	AF	0	0	0
Lee	Citrus Park North	GWR&IPR	INJ	0	0	0
Lee	Citrus Park North	GWR&IPR	RIB	0.199	0.08	0
Lee	Citrus Park North	GWR&IPR	SWA	0	0	0
Lee	Citrus Park North	IND	AOF	0	0	0
Lee	Citrus Park North	IND	ATP	0	0	0
Lee	Citrus Park North	PAA&LI	GCI	0	0	0
Lee	Citrus Park North	PAA&LI	OPAA	0	0	0
Lee	Citrus Park North	PAA&LI	RI	0	0	0
Lee	Citrus Park North	TF	NA	0	0	0
Lee	Cross Creek WWTF	PAA&LI	GCI	0.249	0.12	60
Lee	Donax Water Reclamation Facility	PAA&LI	GCI	1.181	0.73	227.5
Lee	Donax Water Reclamation Facility	PAA&LI	RI	0.48	0.35	79.6
Lee	Eagle Ridge WWTP	PAA&LI	GCI	0.318	0.19	90
Lee	Everest Parkway WRF	PAA&LI	RI	29.4	31.04	7,000
Lee	Fiddlesticks Country Club	PAA&LI	GCI	0.15	0.04	160
Lee	Forest Utilities WWTP	AI	EC	0	0	0
Lee	Forest Utilities WWTP	AI	OC	0	0	0
Lee	Forest Utilities WWTP	GWR&IPR	AF	0	0	0
Lee	Forest Utilities WWTP	GWR&IPR	RIB	0	0	0
Lee	Forest Utilities WWTP	GWR&IPR	SWA	0	0	0
Lee	Forest Utilities WWTP	PAA&LI	GCI	2	0.39	280
Lee	Forest Utilities WWTP	PAA&LI	OPAA	0	0	0

Florida Department of Environmental Protection
2021 Reuse Inventory

County	Reuse System Name	Reuse Type	Reuse Subtype	Capacity (mgd)	Flow (mgd)	Area (acres)
Lee	Forest Utilities WWTP	PAA&LI	RI	0	0	0
Lee	Fort Myers Beach WRF	GWR&IPR	RIB	0.55	0.01	0
Lee	Fort Myers Beach WRF	PAA&LI	GCI	1.587	1.45	560
Lee	Fort Myers Beach WRF	PAA&LI	OPAA	0.624	0.47	185
Lee	Fort Myers Beach WRF	PAA&LI	RI	0.535	0.34	100
Lee	Fort Myers Central AWWTF	IND	AOF	1.3	1.01	0
Lee	Fort Myers Central AWWTF	IND	ATP	0	0.34	0
Lee	Fort Myers Central AWWTF	OTH	OTH	0.07	0.04	16
Lee	Fort Myers Central AWWTF	PAA&LI	GCI	3.4	1.18	681
Lee	Fort Myers Central AWWTF	PAA&LI	OPAA	0.18	0.12	60
Lee	Gasparilla Island Water Domestic DIW	PAA&LI	GCI	0.484	0.39	114.47
Lee	Gateway Water Reclamation Facility	PAA&LI	OPAA	3	2.71	5,000
Lee	Lake Fairways WWTP	AI	EC	0	0	0
Lee	Lake Fairways WWTP	AI	OC	0	0	0
Lee	Lake Fairways WWTP	FP	NA	0	0	0
Lee	Lake Fairways WWTP	GWR&IPR	AF	0	0	0
Lee	Lake Fairways WWTP	GWR&IPR	INJ	0	0	0
Lee	Lake Fairways WWTP	GWR&IPR	RIB	0	0	0
Lee	Lake Fairways WWTP	GWR&IPR	SWA	0	0	0
Lee	Lake Fairways WWTP	IND	AOF	0	0	0
Lee	Lake Fairways WWTP	IND	ATP	0	0	0
Lee	Lake Fairways WWTP	OTH	OTH	0	0	0
Lee	Lake Fairways WWTP	PAA&LI	GCI	0.11	0.11	57
Lee	Lake Fairways WWTP	PAA&LI	OPAA	0	0	0
Lee	Lake Fairways WWTP	PAA&LI	RI	0	0	0
Lee	Lake Fairways WWTP	TF	NA	0	0	0
Lee	Lake Fairways WWTP	WL	NA	0	0	0
Lee	Lee County Utilities - Fiesta Village	OTH	OTH	0.623	0.97	0
Lee	Lee County Utilities - Fiesta Village	PAA&LI	GCI	1.334	0.77	413
Lee	Lee County Utilities - Fiesta Village	PAA&LI	OPAA	0.999	0.05	67

Florida Department of Environmental Protection
2021 Reuse Inventory

County	Reuse System Name	Reuse Type	Reuse Subtype	Capacity (mgd)	Flow (mgd)	Area (acres)
Lee	Lee County Utilities - Fiesta Village	PAA&LI	RI	0.555	0.40	134
Lee	Pine Island WRF	PAA&LI	OPAA	0.474	0	133
Lee	Three Oaks WWTF	PAA&LI	GCI	3.27	2.34	610
Lee	Three Oaks WWTF	PAA&LI	OPAA	0.166	0.08	60
Lee	Three Oaks WWTF	PAA&LI	RI	0.66	0.11	136
Leon	Killearn Lakes WWTP	AI	OC	0.614	0.43	225.1
Leon	Killearn Lakes WWTP	GWR&IPR	RIB	0.086	0	5.8
Leon	Lake Jackson WWTP	GWR&IPR	RIB	0.5	0.33	6.13
Leon	Meadows-At-Woodrun WWTF	GWR&IPR	RIB	0.098	0.08	1.83
Leon	T P Smith Water Reclamation Facility	AI	OC	31.32	16.72	2,587
Leon	T P Smith Water Reclamation Facility	IND	ATP	5	2.30	1
Leon	T P Smith Water Reclamation Facility	PAA&LI	OPAA	1.2	0.60	734.7
Levy	Cedar Key WRF	GWR&IPR	AF	0.166	0.11	1
Levy	Chiefland WWTF	AI	EC	0	0	0
Levy	Chiefland WWTF	AI	OC	0	0	0
Levy	Chiefland WWTF	FP	NA	0	0	0
Levy	Chiefland WWTF	GWR&IPR	AF	0	0	0
Levy	Chiefland WWTF	GWR&IPR	INJ	0	0	0
Levy	Chiefland WWTF	GWR&IPR	RIB	0.475	0.27	11
Levy	Chiefland WWTF	GWR&IPR	SWA	0	0	0
Levy	Chiefland WWTF	IND	AOF	0	0	0
Levy	Chiefland WWTF	IND	ATP	0	0	0
Levy	Chiefland WWTF	OTH	OTH	0	0	0
Levy	Chiefland WWTF	PAA&LI	GCI	0	0	0
Levy	Chiefland WWTF	PAA&LI	OPAA	0	0	0
Levy	Chiefland WWTF	PAA&LI	RI	0	0	0
Levy	Chiefland WWTF	TF	NA	0	0	0
Levy	Chiefland WWTF	WL	NA	0	0	0
Liberty	Bristol WWTF	GWR&IPR	RIB	0.25	0.12	3.1
Liberty	Liberty Correctional Institution WWTP	GWR&IPR	AF	0.28	0.17	4

Florida Department of Environmental Protection
2021 Reuse Inventory

County	Reuse System Name	Reuse Type	Reuse Subtype	Capacity (mgd)	Flow (mgd)	Area (acres)
Manatee	Braden River Utility	AI	EC	0	0	0
Manatee	Braden River Utility	AI	OC	0	0	0
Manatee	Braden River Utility	FP	NA	0	0	0
Manatee	Braden River Utility	GWR&IPR	AF	0	0	0
Manatee	Braden River Utility	GWR&IPR	INJ	0	0	0
Manatee	Braden River Utility	GWR&IPR	RIB	0	0	0
Manatee	Braden River Utility	GWR&IPR	SWA	0	0	0
Manatee	Braden River Utility	IND	AOF	0	0	0
Manatee	Braden River Utility	IND	ATP	0	0	0
Manatee	Braden River Utility	PAA&LI	GCI	1.74	0.64	736
Manatee	Braden River Utility	PAA&LI	OPAA	1.03	0.29	336
Manatee	Braden River Utility	PAA&LI	RI	14.38	3.46	3,995
Manatee	Braden River Utility	TF	NA	0	0	0
Manatee	Braden River Utility	WL	NA	0	0	0
Manatee	City of Bradenton WWTP	AI	EC	0	0.05	65
Manatee	City of Bradenton WWTP	AI	OC	0	0	0
Manatee	City of Bradenton WWTP	FP	NA	0	0	0
Manatee	City of Bradenton WWTP	GWR&IPR	AF	0	0	0
Manatee	City of Bradenton WWTP	GWR&IPR	INJ	0	0	0
Manatee	City of Bradenton WWTP	GWR&IPR	RIB	0	0	0
Manatee	City of Bradenton WWTP	GWR&IPR	SWA	0	0	0
Manatee	City of Bradenton WWTP	IND	AOF	2.19	0.01	194
Manatee	City of Bradenton WWTP	IND	ATP	0.5	0.45	14
Manatee	City of Bradenton WWTP	OTH	OTH	0	0	0
Manatee	City of Bradenton WWTP	PAA&LI	GCI	0.2	0.10	109
Manatee	City of Bradenton WWTP	PAA&LI	OPAA	0	0.07	44
Manatee	City of Bradenton WWTP	PAA&LI	RI	0	0.04	2
Manatee	City of Bradenton WWTP	TF	NA	0	0	0
Manatee	City of Bradenton WWTP	WL	NA	0	0	0
Manatee	Manatee County Master Reuse System	AI	EC	5.4	2.10	1,386

Florida Department of Environmental Protection
2021 Reuse Inventory

County	Reuse System Name	Reuse Type	Reuse Subtype	Capacity (mgd)	Flow (mgd)	Area (acres)
Manatee	Manatee County Master Reuse System	PAA&LI	GCI	1.9	1.00	500
Manatee	Manatee County Master Reuse System	PAA&LI	OPAA	29	4.20	3,733
Manatee	Manatee County Master Reuse System	PAA&LI	RI	12.2	5.70	1,572
Manatee	City of Palmetto WWTP	AI	EC	0	0	0
Manatee	City of Palmetto WWTP	AI	OC	0	0	0
Manatee	City of Palmetto WWTP	FP	NA	0	0	0
Manatee	City of Palmetto WWTP	GWR&IPR	AF	0	0	0
Manatee	City of Palmetto WWTP	GWR&IPR	INJ	2.4	0.26	0
Manatee	City of Palmetto WWTP	GWR&IPR	RIB	0	0	0
Manatee	City of Palmetto WWTP	GWR&IPR	SWA	0	0	0
Manatee	City of Palmetto WWTP	IND	AOF	0	0	0
Manatee	City of Palmetto WWTP	IND	ATP	0	0.12	0
Manatee	City of Palmetto WWTP	OTH	OTH	0.614	0	5
Manatee	City of Palmetto WWTP	PAA&LI	GCI	0.231	0.06	82
Manatee	City of Palmetto WWTP	PAA&LI	OPAA	0	0	0
Manatee	City of Palmetto WWTP	PAA&LI	RI	2.4	0.87	4,700
Manatee	City of Palmetto WWTP	TF	NA	0	0	0
Manatee	City of Palmetto WWTP	WL	NA	0	0	0
Marion	City of Belleview	AI	EC	0	0	0
Marion	City of Belleview	AI	OC	0.3	0.09	19.5
Marion	City of Belleview	FP	NA	0	0	0
Marion	City of Belleview	GWR&IPR	AF	0	0	0
Marion	City of Belleview	GWR&IPR	INJ	0	0	0
Marion	City of Belleview	GWR&IPR	RIB	0	0	0
Marion	City of Belleview	GWR&IPR	SWA	0	0	0
Marion	City of Belleview	IND	AOF	0	0	0
Marion	City of Belleview	IND	ATP	0	0	0
Marion	City of Belleview	OTH	OTH	0	0	0
Marion	City of Belleview	PAA&LI	GCI	1.3	0.35	444
Marion	City of Belleview	PAA&LI	OPAA	0	0	0

Florida Department of Environmental Protection
2021 Reuse Inventory

County	Reuse System Name	Reuse Type	Reuse Subtype	Capacity (mgd)	Flow (mgd)	Area (acres)
Marion	City of Belleview	PAA&LI	RI	0	0	0
Marion	City of Belleview	TF	NA	0	0	0
Marion	City of Belleview	WL	NA	0	0	0
Marion	City of Dunnellon WWTF	AI	OC	0.49	0.17	50.52
Marion	Juliette Falls WWTF	GWR&IPR	RIB	0.026	0	0.01
Marion	Juliette Falls WWTF	PAA&LI	GCI	0.1	0	100
Marion	MCUD Stonecrest WWTF	GWR&IPR	RIB	0.225	0.05	1.86
Marion	MCUD Stonecrest WWTF	PAA&LI	GCI	0.35	0.17	127.3
Marion	MCUD/Oak Run	GWR&IPR	RIB	1.6	0.43	12
Marion	MCUD/Oak Run	PAA&LI	GCI	1.6	0.47	475
Marion	MCUD/Silver Springs Shores WRF	AI	OC	1	0.64	1,300
Marion	MCUD/Silver Springs Shores WRF	GWR&IPR	RIB	0.5	0.42	8
Marion	MCUD/Silver Springs Shores WRF	PAA&LI	GCI	1.25	0.15	374
Marion	Marion Correctional Institute WWTF	AI	OC	0.499	0.36	90.8
Marion	Marion Correctional Institute WWTF	TF	NA	0.225	0.09	0
Marion	Marion County - Northwest Regional WWTF	AI	OC	0.015	0	1.94
Marion	Marion County - Northwest Regional WWTF	PAA&LI	GCI	0.16	0.13	155
Marion	Marion County - Northwest Regional WWTF	PAA&LI	OPAA	0.14	0	0
Marion	Ocala WRF #2	AI	OC	5.8	2.26	653
Marion	Ocala WRF #2	PAA&LI	GCI	0.349	0.13	90
Marion	Ocala WRF #2	PAA&LI	OPAA	0.393	0.01	103.4
Marion	Ocala WRF #2	PAA&LI	RI	0.058	0.03	15
Marion	Ocala WRF #2	WL	NA	5	0.95	23
Marion	Ocala WRF #3	AI	EC	0	0	0
Marion	Ocala WRF #3	AI	OC	2.57	0.60	220
Marion	Ocala WRF #3	FP	NA	0	0	0
Marion	Ocala WRF #3	GWR&IPR	AF	0	0	0
Marion	Ocala WRF #3	GWR&IPR	INJ	0	0	0
Marion	Ocala WRF #3	GWR&IPR	RIB	0	0	0
Marion	Ocala WRF #3	GWR&IPR	SWA	0	0	0

Florida Department of Environmental Protection
2021 Reuse Inventory

County	Reuse System Name	Reuse Type	Reuse Subtype	Capacity (mgd)	Flow (mgd)	Area (acres)
Marion	Ocala WRF #3	IND	AOF	0	0	0
Marion	Ocala WRF #3	IND	ATP	0	0	0
Marion	Ocala WRF #3	PAA&LI	GCI	1.969	0.23	305
Marion	Ocala WRF #3	PAA&LI	OPAA	1.866	0.07	172
Marion	Ocala WRF #3	PAA&LI	RI	0	0	0
Marion	Ocala WRF #3	TF	NA	0	0	0
Marion	Ocala WRF #3	WL	NA	5	1.40	32
Marion	Rainbow Springs Fifth Replat WWTF	AI	OC	0.23	0.15	35.14
Marion	Rainbow Springs Fifth Replat WWTF	GWR&IPR	RIB	0.12	0	1.8
Martin	Indiantown Company WWTF	GWR&IPR	RIB	0.507	0.23	14
Martin	Martin County Tropical Farms WWTF	AI	EC	0	0	0
Martin	Martin County Tropical Farms WWTF	AI	OC	0	0	0
Martin	Martin County Tropical Farms WWTF	FP	NA	0	0	0
Martin	Martin County Tropical Farms WWTF	GWR&IPR	AF	0	0	0
Martin	Martin County Tropical Farms WWTF	GWR&IPR	INJ	0	0	0
Martin	Martin County Tropical Farms WWTF	GWR&IPR	RIB	0	0	0
Martin	Martin County Tropical Farms WWTF	GWR&IPR	SWA	0	0	0
Martin	Martin County Tropical Farms WWTF	IND	AOF	0	0	0
Martin	Martin County Tropical Farms WWTF	IND	ATP	0	0	0
Martin	Martin County Tropical Farms WWTF	OTH	OTH	0	0	0
Martin	Martin County Tropical Farms WWTF	PAA&LI	GCI	2.12	1.47	956
Martin	Martin County Tropical Farms WWTF	PAA&LI	OPAA	0.425	0.06	33
Martin	Martin County Tropical Farms WWTF	PAA&LI	RI	0.455	0.23	190
Martin	Martin County Tropical Farms WWTF	TF	NA	0	0	0
Martin	Martin County Tropical Farms WWTF	WL	NA	0	0	0
Martin	Martin County Utilities North WWTF	AI	EC	0	0	0
Martin	Martin County Utilities North WWTF	AI	OC	0	0	0
Martin	Martin County Utilities North WWTF	FP	NA	0	0	0
Martin	Martin County Utilities North WWTF	GWR&IPR	AF	0	0	0
Martin	Martin County Utilities North WWTF	GWR&IPR	INJ	0	0	0

Florida Department of Environmental Protection
2021 Reuse Inventory

County	Reuse System Name	Reuse Type	Reuse Subtype	Capacity (mgd)	Flow (mgd)	Area (acres)
Martin	Martin County Utilities North WWTF	GWR&IPR	RIB	0	0	0
Martin	Martin County Utilities North WWTF	GWR&IPR	SWA	0	0	0
Martin	Martin County Utilities North WWTF	IND	AOF	0	0	0
Martin	Martin County Utilities North WWTF	IND	ATP	0	0	0
Martin	Martin County Utilities North WWTF	OTH	OTH	0	0	0
Martin	Martin County Utilities North WWTF	PAA&LI	GCI	0.4	0.39	88
Martin	Martin County Utilities North WWTF	PAA&LI	OPAA	0.377	0.07	10
Martin	Martin County Utilities North WWTF	PAA&LI	RI	0.442	0.26	157
Martin	Martin County Utilities North WWTF	TF	NA	0	0	0
Martin	Martin County Utilities North WWTF	WL	NA	0	0	0
Martin	Sailfish Point WWTF	PAA&LI	GCI	0.55	0.08	144
Martin	South Martin Regional Util. (FKA Hydratech) WWTF	IND	AOF	0.01	0.04	20
Martin	South Martin Regional Util. (FKA Hydratech) WWTF	IND	ATP	0.014	0.01	10
Martin	South Martin Regional Util. (FKA Hydratech) WWTF	PAA&LI	GCI	1.51	0.71	315
Martin	South Martin Regional Util. (FKA Hydratech) WWTF	PAA&LI	OPAA	0.05	0.12	142.9
Martin	South Martin Regional Util. (FKA Hydratech) WWTF	PAA&LI	RI	0.047	0.06	55.6
Martin	City of Stuart	AI	EC	0	0	0
Martin	City of Stuart	AI	OC	0	0	0
Martin	City of Stuart	FP	NA	0	0	0
Martin	City of Stuart	GWR&IPR	AF	0	0	0
Martin	City of Stuart	GWR&IPR	INJ	0	0	0
Martin	City of Stuart	GWR&IPR	RIB	0	0	0
Martin	City of Stuart	GWR&IPR	SWA	0	0	0
Martin	City of Stuart	IND	AOF	0	0	0
Martin	City of Stuart	IND	ATP	0	0	0
Martin	City of Stuart	PAA&LI	GCI	0	0	0
Martin	City of Stuart	PAA&LI	OPAA	3.6	0.26	48.3
Martin	City of Stuart	PAA&LI	RI	0	0	0
Martin	City of Stuart	TF	NA	0	0	0
Martin	City of Stuart	WL	NA	0	0	0

Florida Department of Environmental Protection
2021 Reuse Inventory

County	Reuse System Name	Reuse Type	Reuse Subtype	Capacity (mgd)	Flow (mgd)	Area (acres)
Miami-Dade	City of Homestead	GWR&IPR	RIB	5	4.11	0
Miami-Dade	City of Homestead	IND	ATP	0	1.05	0
Miami-Dade	MDWASA Central District WWTF	IND	ATP	7.88	6.13	0
Miami-Dade	MDWASA South District WWTF	IND	ATP	3.73	5.20	0
Miami-Dade	MDWASA South District WWTF	PAA&LI	OPAA	0	0	0
Miami-Dade	MDWASD North District WWTP	IND	ATP	2.94	2.35	0
Monroe	Big Coppitt WWTP	PAA&LI	RI	0.411	0.06	73.22
Monroe	City of Marathon Area 3 WWTP	PAA&LI	OPAA	0	0	0
Monroe	City of Marathon Area 4 WWTP	PAA&LI	OPAA	0	0	0
Monroe	City of Marathon Area 5 Little Venice WWTP	PAA&LI	OPAA	0	0	0
Monroe	City of Marathon Area 7 WWTP	PAA&LI	OPAA	0	0	0
Monroe	Duck Key Wastewater Cooperative	AI	EC	0	0	0
Monroe	Duck Key Wastewater Cooperative	AI	OC	0	0	0
Monroe	Duck Key Wastewater Cooperative	FP	NA	0	0	0
Monroe	Duck Key Wastewater Cooperative	GWR&IPR	AF	0	0	0
Monroe	Duck Key Wastewater Cooperative	GWR&IPR	INJ	0	0	0
Monroe	Duck Key Wastewater Cooperative	GWR&IPR	RIB	0	0	0
Monroe	Duck Key Wastewater Cooperative	GWR&IPR	SWA	0	0	0
Monroe	Duck Key Wastewater Cooperative	IND	AOF	0	0	0
Monroe	Duck Key Wastewater Cooperative	IND	ATP	0	0	0
Monroe	Duck Key Wastewater Cooperative	OTH	OTH	0	0	0
Monroe	Duck Key Wastewater Cooperative	PAA&LI	GCI	0	0	0
Monroe	Duck Key Wastewater Cooperative	PAA&LI	OPAA	0.1	0.01	40
Monroe	Duck Key Wastewater Cooperative	PAA&LI	RI	0.155	0.05	218
Monroe	Key West Resort Utility	PAA&LI	RI	0	0	0
Monroe	Key West Resort Utility	TF	NA	0.1	0.02	0
Monroe	Key West Resort Utility	WL	NA	0	0	0
Monroe	North Key Largo WWTP	PAA&LI	GCI	0.3	0.06	378.5
Nassau	Hilliard WWTF	WL	NA	0.48	0.29	7
Nassau	Nassau Amelia Utilities WWTF	IND	ATP	0	0.09	0

Florida Department of Environmental Protection
2021 Reuse Inventory

County	Reuse System Name	Reuse Type	Reuse Subtype	Capacity (mgd)	Flow (mgd)	Area (acres)
Nassau	Nassau Amelia Utilities WWTF	PAA&LI	GCI	1.6475	0.63	385
Nassau	Nassau Regional WWTF	GWR&IPR	RIB	0.5	0.18	20
Nassau	Nassau Regional WWTF	IND	ATP	2	0.30	10
Nassau	Nassau Regional WWTF	PAA&LI	GCI	0.75	0.72	100
Okaloosa	Arbennie Pritchett Water Reclamation Facility	GWR&IPR	RIB	10	7.55	200
Okaloosa	Arbennie Pritchett Water Reclamation Facility	PAA&LI	GCI	2	0.35	100
Okaloosa	Crestview WWTP	AI	EC	0	0	0
Okaloosa	Crestview WWTP	AI	OC	1.53	0.97	176
Okaloosa	Crestview WWTP	FP	NA	0	0	0
Okaloosa	Crestview WWTP	GWR&IPR	AF	0	0	0
Okaloosa	Crestview WWTP	GWR&IPR	INJ	0	0	0
Okaloosa	Crestview WWTP	GWR&IPR	RIB	0.63	0.53	7.65
Okaloosa	Crestview WWTP	GWR&IPR	SWA	0	0	0
Okaloosa	Crestview WWTP	IND	AOF	0	0	0
Okaloosa	Crestview WWTP	IND	ATP	0	0.01	7
Okaloosa	Crestview WWTP	OTH	OTH	0	0	0
Okaloosa	Crestview WWTP	PAA&LI	GCI	0	0	0
Okaloosa	Crestview WWTP	PAA&LI	OPAA	0	0	0
Okaloosa	Crestview WWTP	PAA&LI	RI	0	0	0
Okaloosa	Crestview WWTP	TF	NA	0	0	0
Okaloosa	Crestview WWTP	WL	NA	0	0	0
Okaloosa	Fort Walton Beach General Reuse Service Area	AI	EC	0	0	0
Okaloosa	Fort Walton Beach General Reuse Service Area	AI	OC	0	0	0
Okaloosa	Fort Walton Beach General Reuse Service Area	FP	NA	0	0	0
Okaloosa	Fort Walton Beach General Reuse Service Area	GWR&IPR	AF	0	0	0
Okaloosa	Fort Walton Beach General Reuse Service Area	GWR&IPR	INJ	0	0	0
Okaloosa	Fort Walton Beach General Reuse Service Area	GWR&IPR	RIB	0	0	0
Okaloosa	Fort Walton Beach General Reuse Service Area	GWR&IPR	SWA	0	0	0
Okaloosa	Fort Walton Beach General Reuse Service Area	IND	AOF	0	0	0
Okaloosa	Fort Walton Beach General Reuse Service Area	IND	ATP	0	0	0

Florida Department of Environmental Protection
2021 Reuse Inventory

County	Reuse System Name	Reuse Type	Reuse Subtype	Capacity (mgd)	Flow (mgd)	Area (acres)
Okaloosa	Fort Walton Beach General Reuse Service Area	OTH	OTH	0.2	0	0.3
Okaloosa	Fort Walton Beach General Reuse Service Area	PAA&LI	GCI	2	0.30	330
Okaloosa	Fort Walton Beach General Reuse Service Area	PAA&LI	OPAA	0	0	0
Okaloosa	Fort Walton Beach General Reuse Service Area	PAA&LI	RI	0	0	0
Okaloosa	Fort Walton Beach General Reuse Service Area	TF	NA	0	0	0
Okaloosa	Fort Walton Beach General Reuse Service Area	WL	NA	0	0	0
Okaloosa	George F. French Water Reclamation Facility	GWR&IPR	AF	1.3	0.35	15.76
Okaloosa	George F. French Water Reclamation Facility	GWR&IPR	RIB	0.39	0.14	3.66
Okaloosa	George F. French Water Reclamation Facility	OTH	OTH	0.437	0.37	6.84
Okaloosa	George F. French Water Reclamation Facility	PAA&LI	GCI	1.2	0.32	153.1
Okaloosa	George F. French Water Reclamation Facility	PAA&LI	OPAA	1	0.70	70.72
Okaloosa	George F. French Water Reclamation Facility	PAA&LI	RI	3.75	1.55	220.47
Okaloosa	Hurlburt Field AWTP	AI	EC	0	0	0
Okaloosa	Hurlburt Field AWTP	AI	OC	0	0	0
Okaloosa	Hurlburt Field AWTP	FP	NA	0	0	0
Okaloosa	Hurlburt Field AWTP	GWR&IPR	AF	0	0	0
Okaloosa	Hurlburt Field AWTP	GWR&IPR	INJ	0	0	0
Okaloosa	Hurlburt Field AWTP	GWR&IPR	RIB	0	0	0
Okaloosa	Hurlburt Field AWTP	GWR&IPR	SWA	0	0	0
Okaloosa	Hurlburt Field AWTP	IND	AOF	0	0	0
Okaloosa	Hurlburt Field AWTP	IND	ATP	0	0.03	0
Okaloosa	Hurlburt Field AWTP	OTH	OTH	0.199	0	208
Okaloosa	Hurlburt Field AWTP	PAA&LI	GCI	0.3	0	150
Okaloosa	Hurlburt Field AWTP	PAA&LI	OPAA	0.89	0.06	0
Okaloosa	Hurlburt Field AWTP	PAA&LI	RI	0.198	0.03	58
Okaloosa	Hurlburt Field AWTP	TF	NA	0	0	0
Okaloosa	Hurlburt Field AWTP	WL	NA	0	0	0
Okaloosa	Jerry D. Mitchem WRF at Bob Sikes Industrial Park	GWR&IPR	RIB	0.391	0.14	11.09
Okaloosa	Mary Esther WWTP	AI	OC	1.1	0.53	380
Okaloosa	NV Regional WWTF	AI	OC	3.35	1.38	240

Florida Department of Environmental Protection
2021 Reuse Inventory

County	Reuse System Name	Reuse Type	Reuse Subtype	Capacity (mgd)	Flow (mgd)	Area (acres)
Okaloosa	NV Regional WWTF	PAA&LI	GCI	1.593	0	150
Okaloosa	NV Regional WWTF	PAA&LI	OPAA	1.035	0.20	86.5
Okaloosa	NV Regional WWTF	PAA&LI	RI	1.623	0.51	209.5
Okaloosa	Okaloosa Correctional Institution WWTF	GWR&IPR	RIB	0.225	0.15	5.6
Okaloosa	Russell F. W. Stephenson WWTF	GWR&IPR	RIB	0.98	0.64	12.03
Okeechobee	Cemetery Road Wastewater Treatment Facility	AI	OC	1.3	0.16	1293
Okeechobee	Cemetery Road Wastewater Treatment Facility	OTH	OTH	0.132	0.22	17
Okeechobee	Okeechobee Correctional WWTF	OTH	OTH	0.2	0.22	86
Orange	Apopka WRF - Project Arrow	AI	OC	0.5	0.07	324.94
Orange	Apopka WRF - Project Arrow	IND	ATP	0.5	0.04	50
Orange	Apopka WRF - Project Arrow	OTH	OTH	4.91	1.47	118.89
Orange	Apopka WRF - Project Arrow	PAA&LI	GCI	1.49	0.24	561.6
Orange	Apopka WRF - Project Arrow	PAA&LI	OPAA	4	1.59	975
Orange	Apopka WRF - Project Arrow	PAA&LI	RI	8	4.28	2,700
Orange	Conserv II Distribution Center	AI	EC	4.625	0.46	1,505.3
Orange	Conserv II Distribution Center	AI	OC	0.974	0.03	163
Orange	Conserv II Distribution Center	FP	NA	0	0	0
Orange	Conserv II Distribution Center	GWR&IPR	AF	0	0	0
Orange	Conserv II Distribution Center	GWR&IPR	INJ	0	0	0
Orange	Conserv II Distribution Center	GWR&IPR	RIB	43	13.74	3,725
Orange	Conserv II Distribution Center	GWR&IPR	SWA	0	0	0
Orange	Conserv II Distribution Center	IND	AOF	0	0	0
Orange	Conserv II Distribution Center	IND	ATP	0	0	0
Orange	Conserv II Distribution Center	OTH	OTH	0.103	0.29	40
Orange	Conserv II Distribution Center	PAA&LI	GCI	2.487	1.32	745
Orange	Conserv II Distribution Center	PAA&LI	OPAA	4.157	16.21	340.5
Orange	Conserv II Distribution Center	PAA&LI	RI	0	0	0
Orange	Conserv II Distribution Center	TF	NA	0	0	0
Orange	Conserv II Distribution Center	WL	NA	0	0	0
Orange	Fairways Country Club WWTF	GWR&IPR	RIB	0.15	0.02	0.71

Florida Department of Environmental Protection
2021 Reuse Inventory

County	Reuse System Name	Reuse Type	Reuse Subtype	Capacity (mgd)	Flow (mgd)	Area (acres)
Orange	Fairways Country Club WWTF	PAA&LI	GCI	0.15	0.10	56
Orange	Gulfstream Harbor WWTF	GWR&IPR	RIB	0.1	0.04	3.16
Orange	OCUD/Eastern Subregional WRF	AI	EC	0	0	0
Orange	OCUD/Eastern Subregional WRF	AI	OC	0	0	0
Orange	OCUD/Eastern Subregional WRF	FP	NA	0	0	0
Orange	OCUD/Eastern Subregional WRF	GWR&IPR	AF	0	0	0
Orange	OCUD/Eastern Subregional WRF	GWR&IPR	INJ	0	0	0
Orange	OCUD/Eastern Subregional WRF	GWR&IPR	RIB	2.5	0.12	90
Orange	OCUD/Eastern Subregional WRF	GWR&IPR	SWA	0	0	0
Orange	OCUD/Eastern Subregional WRF	IND	AOF	0	0	0
Orange	OCUD/Eastern Subregional WRF	IND	ATP	0	0	0
Orange	OCUD/Eastern Subregional WRF	OTH	OTH	13	7.45	93
Orange	OCUD/Eastern Subregional WRF	PAA&LI	GCI	0	0	0
Orange	OCUD/Eastern Subregional WRF	PAA&LI	OPAA	5.75	3.84	0
Orange	OCUD/Eastern Subregional WRF	PAA&LI	RI	0	0	0
Orange	OCUD/Eastern Subregional WRF	TF	NA	0	0	0
Orange	OCUD/Eastern Subregional WRF	WL	NA	10	7.46	300
Orange	OCUD/Northwest Water Reclamation Facility	AI	EC	0	0	0
Orange	OCUD/Northwest Water Reclamation Facility	AI	OC	0	0	0
Orange	OCUD/Northwest Water Reclamation Facility	FP	NA	0	0	0
Orange	OCUD/Northwest Water Reclamation Facility	GWR&IPR	AF	0	0	0
Orange	OCUD/Northwest Water Reclamation Facility	GWR&IPR	INJ	0	0	0
Orange	OCUD/Northwest Water Reclamation Facility	GWR&IPR	RIB	4.94	0.58	44.2
Orange	OCUD/Northwest Water Reclamation Facility	GWR&IPR	SWA	0	0	0
Orange	OCUD/Northwest Water Reclamation Facility	IND	AOF	0	0	0
Orange	OCUD/Northwest Water Reclamation Facility	IND	ATP	0	0	0
Orange	OCUD/Northwest Water Reclamation Facility	OTH	OTH	0	1.22	0
Orange	OCUD/Northwest Water Reclamation Facility	PAA&LI	GCI	0	0	0
Orange	OCUD/Northwest Water Reclamation Facility	PAA&LI	OPAA	3.4	2.38	0
Orange	OCUD/Northwest Water Reclamation Facility	PAA&LI	RI	0	0	0

Florida Department of Environmental Protection
2021 Reuse Inventory

County	Reuse System Name	Reuse Type	Reuse Subtype	Capacity (mgd)	Flow (mgd)	Area (acres)
Orange	OCUD/Northwest Water Reclamation Facility	TF	NA	0.05	0	0
Orange	OCUD/Northwest Water Reclamation Facility	WL	NA	3.94	3.16	67.4
Orange	OCUD/South WRF	AI	EC	26.88	11.59	1,505
Orange	OCUD/South WRF	AI	OC	1.59	0	163
Orange	OCUD/South WRF	FP	NA	0	0	0
Orange	OCUD/South WRF	GWR&IPR	AF	0	0	0
Orange	OCUD/South WRF	GWR&IPR	INJ	0	0	0
Orange	OCUD/South WRF	GWR&IPR	RIB	19.6	3.09	4,004
Orange	OCUD/South WRF	GWR&IPR	SWA	0	0	0
Orange	OCUD/South WRF	IND	AOF	2.45	0.02	607
Orange	OCUD/South WRF	IND	ATP	2.3	0.72	50
Orange	OCUD/South WRF	OTH	OTH	0	0	0
Orange	OCUD/South WRF	PAA&LI	GCI	8.28	2.02	2,392
Orange	OCUD/South WRF	PAA&LI	OPAA	7.58	4.88	2,539
Orange	OCUD/South WRF	PAA&LI	RI	5	1.99	2,252
Orange	OCUD/South WRF	TF	NA	0	0	0
Orange	OCUD/South WRF	WL	NA	0	0	0
Orange	Ocoee WWTF	AI	EC	0	0	0
Orange	Ocoee WWTF	AI	OC	0	0	0
Orange	Ocoee WWTF	FP	NA	0	0	0
Orange	Ocoee WWTF	GWR&IPR	AF	0	0	0
Orange	Ocoee WWTF	GWR&IPR	INJ	0	0	0
Orange	Ocoee WWTF	GWR&IPR	RIB	1.1	0.10	19.7
Orange	Ocoee WWTF	GWR&IPR	SWA	0	0	0
Orange	Ocoee WWTF	IND	AOF	0	0	0
Orange	Ocoee WWTF	IND	ATP	0	0	0
Orange	Ocoee WWTF	OTH	OTH	0	2.32	0
Orange	Ocoee WWTF	PAA&LI	GCI	0	0.06	260
Orange	Ocoee WWTF	PAA&LI	OPAA	0	0	0
Orange	Ocoee WWTF	PAA&LI	RI	0	1.50	0

Florida Department of Environmental Protection
2021 Reuse Inventory

County	Reuse System Name	Reuse Type	Reuse Subtype	Capacity (mgd)	Flow (mgd)	Area (acres)
Orange	Ocoee WWTF	TF	NA	0	0	0
Orange	Ocoee WWTF	WL	NA	0	0	0
Orange	Orlando - Conserv II WRF	OTH	OTH	55.34	11.07	6,713.8
Orange	Orlando - Conserv II WRF	PAA&LI	GCI	1.648	0.60	213
Orange	Orlando - Conserv II WRF	PAA&LI	OPAA	4.805	2.74	1,242.13
Orange	Orlando - Conserv II WRF	PAA&LI	RI	0.619	0.12	160.16
Orange	Orlando/Conserv I WWTF	AI	EC	0	0	0
Orange	Orlando/Conserv I WWTF	AI	OC	0	0	0
Orange	Orlando/Conserv I WWTF	FP	NA	0	0	0
Orange	Orlando/Conserv I WWTF	GWR&IPR	AF	0	0	0
Orange	Orlando/Conserv I WWTF	GWR&IPR	INJ	0	0	0
Orange	Orlando/Conserv I WWTF	GWR&IPR	RIB	2	0.05	33.55
Orange	Orlando/Conserv I WWTF	GWR&IPR	SWA	0	0	0
Orange	Orlando/Conserv I WWTF	IND	AOF	0	0	0
Orange	Orlando/Conserv I WWTF	IND	ATP	0.64	0.64	0
Orange	Orlando/Conserv I WWTF	OTH	OTH	0	4.74	0
Orange	Orlando/Conserv I WWTF	PAA&LI	GCI	1.101	0.06	142.35
Orange	Orlando/Conserv I WWTF	PAA&LI	OPAA	14.95	4.86	3,863.54
Orange	Orlando/Conserv I WWTF	PAA&LI	RI	9.939	1.76	2,428.04
Orange	Orlando/Conserv I WWTF	TF	NA	0	0	0
Orange	Orlando/Conserv I WWTF	WL	NA	0	0	0
Orange	Reedy Creek Improvement District	AI	EC	0	0	0
Orange	Reedy Creek Improvement District	AI	OC	0	0	0
Orange	Reedy Creek Improvement District	FP	NA	0	0	0
Orange	Reedy Creek Improvement District	GWR&IPR	AF	0	0	0
Orange	Reedy Creek Improvement District	GWR&IPR	INJ	0	0	0
Orange	Reedy Creek Improvement District	GWR&IPR	RIB	12.5	5.71	86
Orange	Reedy Creek Improvement District	GWR&IPR	SWA	0	0	0
Orange	Reedy Creek Improvement District	IND	AOF	0	0	0
Orange	Reedy Creek Improvement District	IND	ATP	0	0.65	0

Florida Department of Environmental Protection
2021 Reuse Inventory

County	Reuse System Name	Reuse Type	Reuse Subtype	Capacity (mgd)	Flow (mgd)	Area (acres)
Orange	Reedy Creek Improvement District	OTH	OTH	0	0.54	49
Orange	Reedy Creek Improvement District	PAA&LI	GCI	10	0.67	435
Orange	Reedy Creek Improvement District	PAA&LI	OPAA	0	3.90	1,079
Orange	Reedy Creek Improvement District	PAA&LI	RI	0	0	0
Orange	Reedy Creek Improvement District	TF	NA	0	0	0
Orange	Reedy Creek Improvement District	WL	NA	0	0	0
Orange	Rock Springs MHP WWTF	GWR&IPR	RIB	0.15	0.10	4.2
Orange	Wedgfield WWTF	OTH	OTH	0.06	0	31.77
Orange	Wedgfield WWTF	PAA&LI	GCI	0.27	0.15	120
Orange	Winter Garden WWTF	AI	EC	0	0	0
Orange	Winter Garden WWTF	AI	OC	0	0	0
Orange	Winter Garden WWTF	FP	NA	0	0	0
Orange	Winter Garden WWTF	GWR&IPR	AF	0	0	0
Orange	Winter Garden WWTF	GWR&IPR	INJ	0	0	0
Orange	Winter Garden WWTF	GWR&IPR	RIB	1.75	1.26	0
Orange	Winter Garden WWTF	GWR&IPR	SWA	0	0	0
Orange	Winter Garden WWTF	IND	AOF	0	0	0
Orange	Winter Garden WWTF	IND	ATP	0	0	0
Orange	Winter Garden WWTF	OTH	OTH	0	0	0
Orange	Winter Garden WWTF	PAA&LI	GCI	0.75	0.58	141
Orange	Winter Garden WWTF	PAA&LI	OPAA	0	0	0
Orange	Winter Garden WWTF	PAA&LI	RI	3.25	1.43	1,210
Orange	Winter Garden WWTF	TF	NA	0	0	0
Orange	Winter Garden WWTF	WL	NA	0	0	0
Orange	Winter Park Estates WWTF	AI	EC	0	0	0
Orange	Winter Park Estates WWTF	AI	OC	0	0	0
Orange	Winter Park Estates WWTF	FP	NA	0	0	0
Orange	Winter Park Estates WWTF	GWR&IPR	AF	0	0	0
Orange	Winter Park Estates WWTF	GWR&IPR	INJ	0	0	0
Orange	Winter Park Estates WWTF	GWR&IPR	RIB	0	0	0

Florida Department of Environmental Protection
2021 Reuse Inventory

County	Reuse System Name	Reuse Type	Reuse Subtype	Capacity (mgd)	Flow (mgd)	Area (acres)
Orange	Winter Park Estates WWTF	GWR&IPR	SWA	0	0	0
Orange	Winter Park Estates WWTF	IND	AOF	0	0	0
Orange	Winter Park Estates WWTF	IND	ATP	0	0.01	7.73
Orange	Winter Park Estates WWTF	OTH	OTH	0	0	0
Orange	Winter Park Estates WWTF	PAA&LI	GCI	0.345	0.13	198
Orange	Winter Park Estates WWTF	PAA&LI	OPAA	0.27	0.11	115.6
Orange	Winter Park Estates WWTF	PAA&LI	RI	0	0	0
Orange	Winter Park Estates WWTF	TF	NA	0	0	0
Orange	Winter Park Estates WWTF	WL	NA	0	0	0
Osceola	Good Samaritan Retirement Village WWTF	PAA&LI	GCI	0.15	0.09	47
Osceola	Good Samaritan Retirement Village WWTF	PAA&LI	OPAA	0.025	0.01	5
Osceola	Good Samaritan Retirement Village WWTF	PAA&LI	RI	0.125	0.05	50
Osceola	St. Cloud Southside WRF	AI	EC	0	0	0
Osceola	St. Cloud Southside WRF	AI	OC	0	0	0
Osceola	St. Cloud Southside WRF	FP	NA	0	0	0
Osceola	St. Cloud Southside WRF	GWR&IPR	AF	0	0	0
Osceola	St. Cloud Southside WRF	GWR&IPR	INJ	0	0	0
Osceola	St. Cloud Southside WRF	GWR&IPR	RIB	0	0	0
Osceola	St. Cloud Southside WRF	GWR&IPR	SWA	0	0	0
Osceola	St. Cloud Southside WRF	IND	AOF	0	0	0
Osceola	St. Cloud Southside WRF	IND	ATP	0	0	0
Osceola	St. Cloud Southside WRF	OTH	OTH	0	0	0
Osceola	St. Cloud Southside WRF	PAA&LI	GCI	0.573	0.29	219
Osceola	St. Cloud Southside WRF	PAA&LI	OPAA	0	0	0
Osceola	St. Cloud Southside WRF	PAA&LI	RI	7.927	3.73	2,572
Osceola	St. Cloud Southside WRF	TF	NA	0	0	0
Osceola	St. Cloud Southside WRF	WL	NA	0	0	0
Osceola	TWA - Harmony Community Dev. District WWTF	GWR&IPR	RIB	0.18	0.01	2.09
Osceola	TWA - Harmony Community Dev. District WWTF	PAA&LI	RI	0.499	0.55	264
Osceola	TWA - Sandhill Road WWTF	GWR&IPR	RIB	2	2.03	12

Florida Department of Environmental Protection
2021 Reuse Inventory

County	Reuse System Name	Reuse Type	Reuse Subtype	Capacity (mgd)	Flow (mgd)	Area (acres)
Osceola	TWA - Sandhill Road WWTF	PAA&LI	GCI	0.65	0.04	76.98
Osceola	TWA - Sandhill Road WWTF	PAA&LI	OPAA	3.483	0.03	595.2
Osceola	TWA - Sandhill Road WWTF	PAA&LI	RI	6.5	3.22	460.3
Osceola	TWA - Camelot S/D WWTF	AI	OC	1.6	0.41	180
Osceola	TWA - Camelot S/D WWTF	GWR&IPR	RIB	15.12	7.13	58.72
Osceola	TWA - Camelot S/D WWTF	IND	AOF	3.72	2.31	0.94
Osceola	TWA - Camelot S/D WWTF	PAA&LI	GCI	4.038	2.36	320
Osceola	TWA - Camelot S/D WWTF	PAA&LI	OPAA	2.188	4.37	1,105.2
Osceola	TWA - Camelot S/D WWTF	PAA&LI	RI	1.768	0.53	589
Osceola	TWA - Cypress West	GWR&IPR	RIB	0.943	0.47	20
Osceola	TWA - Cypress West	PAA&LI	GCI	0.765	0.26	98.68
Osceola	TWA - Cypress West	PAA&LI	OPAA	0.616	0.02	0
Osceola	TWA - Cypress West	PAA&LI	RI	3	3.40	863
Osceola	TWA - Parkway WWTF	GWR&IPR	RIB	1.5	0.52	36
Osceola	TWA - Parkway WWTF	PAA&LI	GCI	0.491	0.30	183
Osceola	TWA - Parkway WWTF	PAA&LI	OPAA	0.249	0.03	95
Osceola	TWA - Parkway WWTF	PAA&LI	RI	0.61	0.37	407
Palm Beach	City of Boca Raton WWTP	IND	ATP	0	1.30	50
Palm Beach	City of Boca Raton WWTP	PAA&LI	GCI	0	4.18	1,400
Palm Beach	City of Boca Raton WWTP	PAA&LI	OPAA	0	3.54	1,050
Palm Beach	City of Boca Raton WWTP	PAA&LI	RI	0	2.08	422
Palm Beach	Central Region Reclaimed Water facility	AI	EC	0	0	0
Palm Beach	Central Region Reclaimed Water facility	AI	OC	0	0	0
Palm Beach	Central Region Reclaimed Water facility	FP	NA	0	0	0
Palm Beach	Central Region Reclaimed Water facility	GWR&IPR	AF	0	0	0
Palm Beach	Central Region Reclaimed Water facility	GWR&IPR	INJ	0	0	0
Palm Beach	Central Region Reclaimed Water facility	GWR&IPR	RIB	0	0	0
Palm Beach	Central Region Reclaimed Water facility	GWR&IPR	SWA	0	0	0
Palm Beach	Central Region Reclaimed Water facility	IND	AOF	0	0	0
Palm Beach	Central Region Reclaimed Water facility	IND	ATP	0	0	0

Florida Department of Environmental Protection
2021 Reuse Inventory

County	Reuse System Name	Reuse Type	Reuse Subtype	Capacity (mgd)	Flow (mgd)	Area (acres)
Palm Beach	Central Region Reclaimed Water facility	OTH	OTH	0	0	0
Palm Beach	Central Region Reclaimed Water facility	PAA&LI	GCI	2	0.01	101.2
Palm Beach	Central Region Reclaimed Water facility	PAA&LI	OPAA	0.14	0	13.2
Palm Beach	Central Region Reclaimed Water facility	PAA&LI	RI	1.75	0.46	287.5
Palm Beach	Central Region Reclaimed Water facility	TF	NA	0	0	0
Palm Beach	Central Region Reclaimed Water facility	WL	NA	0	0	0
Palm Beach	East Central Regional Water Reclamation Facility	IND	AOF	22	14.94	0
Palm Beach	East Central Regional Water Reclamation Facility	PAA&LI	OPAA	0.7	0.08	100
Palm Beach	Loxahatchee Env Control Dist. WWTP	IND	ATP	2.5	1.22	22
Palm Beach	Loxahatchee Env Control Dist. WWTP	PAA&LI	GCI	6.92	4.38	2,034
Palm Beach	Loxahatchee Env Control Dist. WWTP	PAA&LI	OPAA	1.09	0.68	387
Palm Beach	Loxahatchee Env Control Dist. WWTP	PAA&LI	RI	4.41	1.12	453
Palm Beach	Okeelanta Corporation	GWR&IPR	RIB	0.225	0.03	3
Palm Beach	Palm Beach County Southern Region Water Reclamation Facility	AI	EC	0	0	0
Palm Beach	Palm Beach County Southern Region Water Reclamation Facility	AI	OC	0	0	0
Palm Beach	Palm Beach County Southern Region Water Reclamation Facility	FP	NA	0	0	0
Palm Beach	Palm Beach County Southern Region Water Reclamation Facility	GWR&IPR	AF	0	0	0
Palm Beach	Palm Beach County Southern Region Water Reclamation Facility	GWR&IPR	INJ	0	0	0
Palm Beach	Palm Beach County Southern Region Water Reclamation Facility	GWR&IPR	RIB	0	0	0
Palm Beach	Palm Beach County Southern Region Water Reclamation Facility	GWR&IPR	SWA	0	0	0
Palm Beach	Palm Beach County Southern Region Water Reclamation Facility	IND	AOF	0	0	0
Palm Beach	Palm Beach County Southern Region Water Reclamation Facility	IND	ATP	0	0	0
Palm Beach	Palm Beach County Southern Region Water Reclamation Facility	OTH	OTH	5	2.73	0
Palm Beach	Palm Beach County Southern Region Water Reclamation Facility	PAA&LI	GCI	6.18	2.46	945.4
Palm Beach	Palm Beach County Southern Region Water Reclamation Facility	PAA&LI	OPAA	4.28	0.35	1,539.6

Florida Department of Environmental Protection
2021 Reuse Inventory

County	Reuse System Name	Reuse Type	Reuse Subtype	Capacity (mgd)	Flow (mgd)	Area (acres)
Palm Beach	Palm Beach County Southern Region Water Reclamation Facility	PAA&LI	RI	28.38	5.01	2,176.6
Palm Beach	Palm Beach County Southern Region Water Reclamation Facility	TF	NA	0	0	0
Palm Beach	Palm Beach County Southern Region Water Reclamation Facility	WL	NA	5	0.88	125
Palm Beach	Seacoast Utilities Authority PGA Regional WWTF	AI	EC	0	0	0
Palm Beach	Seacoast Utilities Authority PGA Regional WWTF	AI	OC	0	0	0
Palm Beach	Seacoast Utilities Authority PGA Regional WWTF	FP	NA	0	0	0
Palm Beach	Seacoast Utilities Authority PGA Regional WWTF	GWR&IPR	AF	0	0	0
Palm Beach	Seacoast Utilities Authority PGA Regional WWTF	GWR&IPR	INJ	0	0	0
Palm Beach	Seacoast Utilities Authority PGA Regional WWTF	GWR&IPR	RIB	0	0	0
Palm Beach	Seacoast Utilities Authority PGA Regional WWTF	GWR&IPR	SWA	0	0	0
Palm Beach	Seacoast Utilities Authority PGA Regional WWTF	IND	AOF	0	0	0
Palm Beach	Seacoast Utilities Authority PGA Regional WWTF	IND	ATP	0.1	0.03	0
Palm Beach	Seacoast Utilities Authority PGA Regional WWTF	PAA&LI	GCI	6.45	5.63	2,115.23
Palm Beach	Seacoast Utilities Authority PGA Regional WWTF	PAA&LI	OPAA	0.841	0.65	233.25
Palm Beach	Seacoast Utilities Authority PGA Regional WWTF	PAA&LI	RI	3.239	2.38	526.4
Palm Beach	Seacoast Utilities Authority PGA Regional WWTF	TF	NA	0	0	0
Palm Beach	Seacoast Utilities Authority PGA Regional WWTF	WL	NA	0	0	0
Palm Beach	South Central Regional WWTP	IND	ATP	1.5	1.11	40
Palm Beach	South Central Regional WWTP	PAA&LI	GCI	6.44	2.77	1,539
Palm Beach	South Central Regional WWTP	PAA&LI	OPAA	1.79	1.45	629
Palm Beach	South Central Regional WWTP	PAA&LI	RI	2.77	0.61	120
Palm Beach	Village of Wellington WWTP	GWR&IPR	RIB	0.233	0	20
Palm Beach	Village of Wellington WWTP	PAA&LI	OPAA	4.12	0.35	75
Palm Beach	Western Region North WWTP	AI	EC	0	0	0
Palm Beach	Western Region North WWTP	AI	OC	0	0	0
Palm Beach	Western Region North WWTP	FP	NA	0	0	0
Palm Beach	Western Region North WWTP	GWR&IPR	AF	0	0	0
Palm Beach	Western Region North WWTP	GWR&IPR	INJ	0	0	0
Palm Beach	Western Region North WWTP	GWR&IPR	RIB	0.08	0	1.89

Florida Department of Environmental Protection
2021 Reuse Inventory

County	Reuse System Name	Reuse Type	Reuse Subtype	Capacity (mgd)	Flow (mgd)	Area (acres)
Palm Beach	Western Region North WWTP	GWR&IPR	SWA	0	0	0
Palm Beach	Western Region North WWTP	IND	AOF	0	0	0
Palm Beach	Western Region North WWTP	IND	ATP	0	0	0
Palm Beach	Western Region North WWTP	OTH	OTH	0	0	0
Palm Beach	Western Region North WWTP	PAA&LI	GCI	0	0	0
Palm Beach	Western Region North WWTP	PAA&LI	OPAA	0	0	0
Palm Beach	Western Region North WWTP	PAA&LI	RI	0	0	0
Palm Beach	Western Region North WWTP	TF	NA	0	0	0
Palm Beach	Western Region North WWTP	WL	NA	0	0	0
Palm Beach	Western Region WWTF	AI	EC	0	0	0
Palm Beach	Western Region WWTF	AI	OC	0	0	0
Palm Beach	Western Region WWTF	FP	NA	0	0	0
Palm Beach	Western Region WWTF	GWR&IPR	AF	0	0	0
Palm Beach	Western Region WWTF	GWR&IPR	INJ	0	0	0
Palm Beach	Western Region WWTF	GWR&IPR	RIB	0.603	0.08	7.4
Palm Beach	Western Region WWTF	GWR&IPR	SWA	0	0	0
Palm Beach	Western Region WWTF	IND	AOF	0	0	0
Palm Beach	Western Region WWTF	IND	ATP	0	0	0
Palm Beach	Western Region WWTF	OTH	OTH	0	0	0
Palm Beach	Western Region WWTF	PAA&LI	GCI	0	0	0
Palm Beach	Western Region WWTF	PAA&LI	OPAA	0	0	0
Palm Beach	Western Region WWTF	PAA&LI	RI	0	0	0
Palm Beach	Western Region WWTF	TF	NA	0	0	0
Palm Beach	Western Region WWTF	WL	NA	0	0	0
Pasco	Dade City WWTP	AI	OC	1.28	0.41	704
Pasco	Dade City WWTP	GWR&IPR	RIB	1	0.25	24
Pasco	Forest Lake Estates WWTP	AI	EC	0	0	0
Pasco	Forest Lake Estates WWTP	AI	OC	0.216	0.04	34.7
Pasco	Forest Lake Estates WWTP	FP	NA	0	0	0
Pasco	Forest Lake Estates WWTP	GWR&IPR	AF	0	0	0

Florida Department of Environmental Protection
2021 Reuse Inventory

County	Reuse System Name	Reuse Type	Reuse Subtype	Capacity (mgd)	Flow (mgd)	Area (acres)
Pasco	Forest Lake Estates WWTP	GWR&IPR	INJ	0	0	0
Pasco	Forest Lake Estates WWTP	GWR&IPR	RIB	0	0	0
Pasco	Forest Lake Estates WWTP	GWR&IPR	SWA	0	0	0
Pasco	Forest Lake Estates WWTP	IND	AOF	0	0	0
Pasco	Forest Lake Estates WWTP	IND	ATP	0	0	0
Pasco	Forest Lake Estates WWTP	OTH	OTH	0	0	0
Pasco	Forest Lake Estates WWTP	PAA&LI	GCI	0	0	0
Pasco	Forest Lake Estates WWTP	PAA&LI	OPAA	0	0	0
Pasco	Forest Lake Estates WWTP	PAA&LI	RI	0	0	0
Pasco	Forest Lake Estates WWTP	TF	NA	0	0	0
Pasco	Forest Lake Estates WWTP	WL	NA	0	0	0
Pasco	Jasmine Lakes WWTF	GWR&IPR	RIB	0.308	0.29	6.2
Pasco	City of New Port Richey WWTF	IND	ATP	0	0.46	9
Pasco	City of New Port Richey WWTF	OTH	OTH	7.5	3.95	211
Pasco	City of New Port Richey WWTF	PAA&LI	OPAA	4.2	0.84	234
Pasco	Palm Terrace Gardens	AI	OC	0.13	0.05	1.28
Pasco	Palm Terrace Gardens	GWR&IPR	RIB	0.13	0.03	0.92
Pasco	Pasco County Master Reuse System	AI	EC	0	0	491
Pasco	Pasco County Master Reuse System	AI	OC	0	0	100
Pasco	Pasco County Master Reuse System	GWR&IPR	RIB	11.643	4.17	174
Pasco	Pasco County Master Reuse System	IND	AOF	0	0.33	80
Pasco	Pasco County Master Reuse System	IND	ATP	0	0.21	0
Pasco	Pasco County Master Reuse System	PAA&LI	GCI	0	1.99	2,398
Pasco	Pasco County Master Reuse System	PAA&LI	OPAA	0	4.45	819
Pasco	Pasco County Master Reuse System	PAA&LI	RI	0	11.43	1,587
Pasco	Pasco County Master Reuse System	WL	NA	5	2.57	133
Pasco	Seven Springs WWTF	AI	OC	0.101	0.09	26
Pasco	Seven Springs WWTF	GWR&IPR	RIB	0	0.22	21.86
Pasco	Seven Springs WWTF	OTH	OTH	0	0.02	0
Pasco	Seven Springs WWTF	PAA&LI	GCI	0.427	0.15	138

Florida Department of Environmental Protection
2021 Reuse Inventory

County	Reuse System Name	Reuse Type	Reuse Subtype	Capacity (mgd)	Flow (mgd)	Area (acres)
Pasco	Seven Springs WWTF	PAA&LI	OPAA	0.402	0.34	394
Pasco	Seven Springs WWTF	PAA&LI	RI	2.127	0.80	542
Pasco	Travelers Rest WWTF	AI	OC	0.035	0.01	17
Pasco	Travelers Rest WWTF	GWR&IPR	RIB	0.065	0.02	1.5
Pasco	City of Zephyrhills WWTP	AI	EC	0	0	0
Pasco	City of Zephyrhills WWTP	AI	OC	0	0	0
Pasco	City of Zephyrhills WWTP	FP	NA	0	0	0
Pasco	City of Zephyrhills WWTP	GWR&IPR	AF	0	0	0
Pasco	City of Zephyrhills WWTP	GWR&IPR	INJ	0	0	0
Pasco	City of Zephyrhills WWTP	GWR&IPR	RIB	2.25	1.32	37.8
Pasco	City of Zephyrhills WWTP	GWR&IPR	SWA	0	0	0
Pasco	City of Zephyrhills WWTP	IND	AOF	0	0	0
Pasco	City of Zephyrhills WWTP	IND	ATP	0	0.06	0
Pasco	City of Zephyrhills WWTP	OTH	OTH	0	0	0
Pasco	City of Zephyrhills WWTP	PAA&LI	GCI	0.39	0.21	62
Pasco	City of Zephyrhills WWTP	PAA&LI	OPAA	0.75	0.08	77
Pasco	City of Zephyrhills WWTP	PAA&LI	RI	0.46	0.01	45
Pasco	City of Zephyrhills WWTP	TF	NA	0	0	0
Pasco	City of Zephyrhills WWTP	WL	NA	0	0	0
Pinellas	City of Clearwater Master Reuse System	IND	ATP	0	1.14	0
Pinellas	City of Clearwater Master Reuse System	OTH	OTH	3	0.07	5,881
Pinellas	City of Clearwater Master Reuse System	PAA&LI	GCI	0.965	0.70	249
Pinellas	City of Clearwater Master Reuse System	PAA&LI	OPAA	13.789	1.24	3,558
Pinellas	City of Clearwater Master Reuse System	PAA&LI	RI	8.046	2.47	2,074
Pinellas	City of Dunedin Mainland	AI	EC	0	0	0
Pinellas	City of Dunedin Mainland	AI	OC	0	0	0
Pinellas	City of Dunedin Mainland	FP	NA	0	0	0
Pinellas	City of Dunedin Mainland	GWR&IPR	AF	0	0	0
Pinellas	City of Dunedin Mainland	GWR&IPR	INJ	0	0	0
Pinellas	City of Dunedin Mainland	GWR&IPR	RIB	0	0	0

Florida Department of Environmental Protection
2021 Reuse Inventory

County	Reuse System Name	Reuse Type	Reuse Subtype	Capacity (mgd)	Flow (mgd)	Area (acres)
Pinellas	City of Dunedin Mainland	GWR&IPR	SWA	0	0	0
Pinellas	City of Dunedin Mainland	IND	AOF	0	0	0
Pinellas	City of Dunedin Mainland	IND	ATP	0	0.60	0
Pinellas	City of Dunedin Mainland	OTH	OTH	0	0	0
Pinellas	City of Dunedin Mainland	PAA&LI	GCI	0.7	0.20	143
Pinellas	City of Dunedin Mainland	PAA&LI	OPAA	1.3	0.90	464
Pinellas	City of Dunedin Mainland	PAA&LI	RI	1.9	1.70	685
Pinellas	City of Dunedin Mainland	TF	NA	0	0	0
Pinellas	City of Dunedin Mainland	WL	NA	0	0	0
Pinellas	City of Largo	AI	EC	0	0	0
Pinellas	City of Largo	AI	OC	0.5	0.01	6
Pinellas	City of Largo	FP	NA	0	0	0
Pinellas	City of Largo	GWR&IPR	AF	0	0	0
Pinellas	City of Largo	GWR&IPR	INJ	0	0	0
Pinellas	City of Largo	GWR&IPR	RIB	0	0	0
Pinellas	City of Largo	GWR&IPR	SWA	0	0	0
Pinellas	City of Largo	IND	AOF	3	2.50	0
Pinellas	City of Largo	IND	ATP	1	0	0
Pinellas	City of Largo	PAA&LI	GCI	3.5	0.75	614
Pinellas	City of Largo	PAA&LI	OPAA	2.5	1.00	2,270.23
Pinellas	City of Largo	PAA&LI	RI	7.5	1.86	438
Pinellas	City of Largo	TF	NA	0	0	0
Pinellas	City of Largo	WL	NA	0	0	0
Pinellas	Mid-County WWTP	AI	EC	0	0	0
Pinellas	Mid-County WWTP	AI	OC	0	0	0
Pinellas	Mid-County WWTP	FP	NA	0	0	0
Pinellas	Mid-County WWTP	GWR&IPR	AF	0	0	0
Pinellas	Mid-County WWTP	GWR&IPR	INJ	0	0	0
Pinellas	Mid-County WWTP	GWR&IPR	RIB	0	0	0
Pinellas	Mid-County WWTP	GWR&IPR	SWA	0	0	0

Florida Department of Environmental Protection
2021 Reuse Inventory

County	Reuse System Name	Reuse Type	Reuse Subtype	Capacity (mgd)	Flow (mgd)	Area (acres)
Pinellas	Mid-County WWTP	IND	AOF	0	0	0
Pinellas	Mid-County WWTP	IND	ATP	0	0	0
Pinellas	Mid-County WWTP	PAA&LI	GCI	0	0	0
Pinellas	Mid-County WWTP	PAA&LI	OPAA	0	0	0
Pinellas	Mid-County WWTP	PAA&LI	RI	0	0	0
Pinellas	Mid-County WWTP	TF	NA	0	0	0
Pinellas	Mid-County WWTP	WL	NA	0	0	0
Pinellas	City of Oldsmar	PAA&LI	OPAA	0.8	0.11	0
Pinellas	City of Oldsmar	PAA&LI	RI	2.25	0.69	1,647.59
Pinellas	South Cross Bayou WRF	IND	ATP	2	0.24	35
Pinellas	South Cross Bayou WRF	PAA&LI	GCI	1	0.63	1
Pinellas	South Cross Bayou WRF	PAA&LI	OPAA	2	1.65	1
Pinellas	South Cross Bayou WRF	PAA&LI	RI	28	10.50	57
Pinellas	St. Petersburg Master Urban Reuse System	AI	EC	0	0	0
Pinellas	St. Petersburg Master Urban Reuse System	AI	OC	0	0	0
Pinellas	St. Petersburg Master Urban Reuse System	FP	NA	0	0	0
Pinellas	St. Petersburg Master Urban Reuse System	GWR&IPR	AF	0	0	0
Pinellas	St. Petersburg Master Urban Reuse System	GWR&IPR	INJ	0	0	0
Pinellas	St. Petersburg Master Urban Reuse System	GWR&IPR	RIB	0	0	0
Pinellas	St. Petersburg Master Urban Reuse System	GWR&IPR	SWA	0	0	0
Pinellas	St. Petersburg Master Urban Reuse System	IND	AOF	11.5	3.00	0
Pinellas	St. Petersburg Master Urban Reuse System	IND	ATP	1	0.86	24
Pinellas	St. Petersburg Master Urban Reuse System	OTH	OTH	0.5	1.54	0
Pinellas	St. Petersburg Master Urban Reuse System	PAA&LI	GCI	8.7	2.08	935
Pinellas	St. Petersburg Master Urban Reuse System	PAA&LI	OPAA	31.2	3.00	1,414
Pinellas	St. Petersburg Master Urban Reuse System	PAA&LI	RI	24	9.52	3,778
Pinellas	St. Petersburg Master Urban Reuse System	TF	NA	0	0	0
Pinellas	St. Petersburg Master Urban Reuse System	WL	NA	0	0	0
Pinellas	City of Tarpon Springs	AI	EC	0.0001	0	0
Pinellas	City of Tarpon Springs	AI	OC	0.0001	0	0

Florida Department of Environmental Protection
2021 Reuse Inventory

County	Reuse System Name	Reuse Type	Reuse Subtype	Capacity (mgd)	Flow (mgd)	Area (acres)
Pinellas	City of Tarpon Springs	FP	NA	0.0001	0	0
Pinellas	City of Tarpon Springs	GWR&IPR	AF	0.0001	0	0
Pinellas	City of Tarpon Springs	GWR&IPR	INJ	0.0001	0	0
Pinellas	City of Tarpon Springs	GWR&IPR	RIB	0.0001	0	0
Pinellas	City of Tarpon Springs	GWR&IPR	SWA	0.0001	0	0
Pinellas	City of Tarpon Springs	IND	AOF	0.0001	0.01	0
Pinellas	City of Tarpon Springs	IND	ATP	0.0001	0.01	0
Pinellas	City of Tarpon Springs	OTH	OTH	0.0001	0	0
Pinellas	City of Tarpon Springs	PAA&LI	GCI	0.194	0.17	112.9
Pinellas	City of Tarpon Springs	PAA&LI	OPAA	0.154	0.30	0
Pinellas	City of Tarpon Springs	PAA&LI	RI	3.1508	0.95	0
Pinellas	City of Tarpon Springs	TF	NA	0.0001	0	0
Pinellas	City of Tarpon Springs	WL	NA	0.0001	0	0
Pinellas	William E. Dunn WRF	AI	EC	0	0	0
Pinellas	William E. Dunn WRF	AI	OC	0	0	0
Pinellas	William E. Dunn WRF	FP	NA	0	0	0
Pinellas	William E. Dunn WRF	GWR&IPR	AF	0	0	0
Pinellas	William E. Dunn WRF	GWR&IPR	INJ	0	0	0
Pinellas	William E. Dunn WRF	GWR&IPR	RIB	0	0	0
Pinellas	William E. Dunn WRF	GWR&IPR	SWA	0	0	0
Pinellas	William E. Dunn WRF	IND	AOF	0	0	0
Pinellas	William E. Dunn WRF	IND	ATP	9	0.48	0
Pinellas	William E. Dunn WRF	PAA&LI	GCI	9.9	0.88	1,194
Pinellas	William E. Dunn WRF	PAA&LI	OPAA	3.3	0.28	8.79
Pinellas	William E. Dunn WRF	PAA&LI	RI	7.4	5.49	1,351
Pinellas	William E. Dunn WRF	TF	NA	0	0	0
Pinellas	William E. Dunn WRF	WL	NA	0	0	0
Polk	Auburndale Allred WWTP	AI	OC	1.29	0.43	210
Polk	Auburndale Allred WWTP	GWR&IPR	RIB	0.039	0	5
Polk	Auburndale Allred WWTP	IND	AOF	1.4	0.59	0

Florida Department of Environmental Protection
2021 Reuse Inventory

County	Reuse System Name	Reuse Type	Reuse Subtype	Capacity (mgd)	Flow (mgd)	Area (acres)
Polk	Auburndale Allred WWTP	PAA&LI	OPAA	0.26	0.30	30
Polk	City of Bartow WRF	AI	EC	0	0	0
Polk	City of Bartow WRF	AI	OC	0	0	0
Polk	City of Bartow WRF	FP	NA	0	0	0
Polk	City of Bartow WRF	GWR&IPR	AF	0	0	0
Polk	City of Bartow WRF	GWR&IPR	INJ	0	0	0
Polk	City of Bartow WRF	GWR&IPR	RIB	0	0	0
Polk	City of Bartow WRF	GWR&IPR	SWA	0	0	0
Polk	City of Bartow WRF	IND	AOF	4	2.52	1,100
Polk	City of Bartow WRF	IND	ATP	0	0	0
Polk	City of Bartow WRF	OTH	OTH	0	0	0
Polk	City of Bartow WRF	PAA&LI	GCI	0	0	0
Polk	City of Bartow WRF	PAA&LI	OPAA	0	0	0
Polk	City of Bartow WRF	PAA&LI	RI	0	0	0
Polk	City of Bartow WRF	TF	NA	0	0	0
Polk	City of Bartow WRF	WL	NA	0	0	0
Polk	Cardinal Hill WWTF	AI	EC	0	0	0
Polk	Cardinal Hill WWTF	AI	OC	200	0.14	28
Polk	Cardinal Hill WWTF	FP	NA	0	0	0
Polk	Cardinal Hill WWTF	GWR&IPR	AF	0	0	0
Polk	Cardinal Hill WWTF	GWR&IPR	INJ	0	0	0
Polk	Cardinal Hill WWTF	GWR&IPR	RIB	0	0	0
Polk	Cardinal Hill WWTF	GWR&IPR	SWA	0	0	0
Polk	Cardinal Hill WWTF	IND	AOF	0	0	0
Polk	Cardinal Hill WWTF	IND	ATP	0	0	0
Polk	Cardinal Hill WWTF	PAA&LI	GCI	0	0	0
Polk	Cardinal Hill WWTF	PAA&LI	OPAA	0	0	0
Polk	Cardinal Hill WWTF	PAA&LI	RI	0	0	0
Polk	Cardinal Hill WWTF	TF	NA	0	0	0
Polk	Cardinal Hill WWTF	WL	NA	0	0	0

Florida Department of Environmental Protection
2021 Reuse Inventory

County	Reuse System Name	Reuse Type	Reuse Subtype	Capacity (mgd)	Flow (mgd)	Area (acres)
Polk	Carefree RV Country Club	PAA&LI	GCI	0.075	0.02	48.3
Polk	City of Auburndale Regional WWTF	AI	OC	0.78	0.48	125
Polk	City of Auburndale Regional WWTF	GWR&IPR	RIB	0.28	0.36	20
Polk	City of Auburndale Regional WWTF	PAA&LI	OPAA	0.6	0.30	160
Polk	City of Auburndale Regional WWTF	WL	NA	0.52	0.71	26
Polk	City of Davenport WWTF	AI	EC	0	0	0
Polk	City of Davenport WWTF	AI	OC	0	0	0
Polk	City of Davenport WWTF	FP	NA	0	0	0
Polk	City of Davenport WWTF	GWR&IPR	AF	0	0	0
Polk	City of Davenport WWTF	GWR&IPR	INJ	0	0	0
Polk	City of Davenport WWTF	GWR&IPR	RIB	0.525	0.31	2.46
Polk	City of Davenport WWTF	GWR&IPR	SWA	0	0	0
Polk	City of Davenport WWTF	IND	AOF	0	0	0
Polk	City of Davenport WWTF	IND	ATP	0	0	0
Polk	City of Davenport WWTF	OTH	OTH	0	0	0
Polk	City of Davenport WWTF	PAA&LI	GCI	0	0	0
Polk	City of Davenport WWTF	PAA&LI	OPAA	0	0	0
Polk	City of Davenport WWTF	PAA&LI	RI	0	0	0
Polk	City of Davenport WWTF	TF	NA	0	0	0
Polk	City of Davenport WWTF	WL	NA	0	0	0
Polk	Cypress Lakes WWTP	PAA&LI	GCI	0.19	0.11	137
Polk	Dundee Regional WWTF	AI	EC	0	0	0
Polk	Dundee Regional WWTF	AI	OC	0	0	0
Polk	Dundee Regional WWTF	FP	NA	0	0	0
Polk	Dundee Regional WWTF	GWR&IPR	AF	0	0	0
Polk	Dundee Regional WWTF	GWR&IPR	INJ	0	0	0
Polk	Dundee Regional WWTF	GWR&IPR	RIB	0.7	0.13	0
Polk	Dundee Regional WWTF	GWR&IPR	SWA	0	0	0
Polk	Dundee Regional WWTF	IND	AOF	0	0	0
Polk	Dundee Regional WWTF	IND	ATP	0	0	0

Florida Department of Environmental Protection
2021 Reuse Inventory

County	Reuse System Name	Reuse Type	Reuse Subtype	Capacity (mgd)	Flow (mgd)	Area (acres)
Polk	Dundee Regional WWTF	OTH	OTH	0	0	0
Polk	Dundee Regional WWTF	PAA&LI	GCI	0	0	0
Polk	Dundee Regional WWTF	PAA&LI	OPAA	0	0	0
Polk	Dundee Regional WWTF	PAA&LI	RI	0	0	0
Polk	Dundee Regional WWTF	TF	NA	0	0	0
Polk	Dundee Regional WWTF	WL	NA	0	0	0
Polk	Grenelefe Resort Center	GWR&IPR	RIB	0.34	0.15	2.3
Polk	Haines City WWTP	AI	OC	0.3	0.15	20
Polk	Haines City WWTP	GWR&IPR	RIB	2.97	0.02	0
Polk	Haines City WWTP	IND	ATP	0.1	0.11	0
Polk	Haines City WWTP	OTH	OTH	0.1	0.54	14
Polk	Haines City WWTP	OTH	OTH	0.1	1.12	14
Polk	Haines City WWTP	PAA&LI	GCI	0.75	0.02	140
Polk	Haines City WWTP	PAA&LI	OPAA	2.703	0.25	45
Polk	Haines City WWTP	PAA&LI	RI	0.1	0.03	0
Polk	City of Lake Alfred	AI	EC	0	0	0
Polk	City of Lake Alfred	AI	OC	0.9	0.44	151
Polk	City of Lake Alfred	FP	NA	0	0	0
Polk	City of Lake Alfred	GWR&IPR	AF	0	0	0
Polk	City of Lake Alfred	GWR&IPR	INJ	0	0	0
Polk	City of Lake Alfred	GWR&IPR	RIB	0.35	0.06	0
Polk	City of Lake Alfred	GWR&IPR	SWA	0	0	0
Polk	City of Lake Alfred	IND	AOF	0	0	0
Polk	City of Lake Alfred	IND	ATP	0	0	0
Polk	City of Lake Alfred	OTH	OTH	0	0	0
Polk	City of Lake Alfred	PAA&LI	GCI	0	0	0
Polk	City of Lake Alfred	PAA&LI	OPAA	0	0	0
Polk	City of Lake Alfred	PAA&LI	RI	0	0	0
Polk	City of Lake Alfred	TF	NA	0	0	0
Polk	City of Lake Alfred	WL	NA	0	0	0

Florida Department of Environmental Protection
2021 Reuse Inventory

County	Reuse System Name	Reuse Type	Reuse Subtype	Capacity (mgd)	Flow (mgd)	Area (acres)
Polk	City of Lake Wales WWTP	AI	EC	0.27	0	106.5
Polk	City of Lake Wales WWTP	AI	OC	0	0.07	2
Polk	City of Lake Wales WWTP	GWR&IPR	RIB	2.19	0.68	21.37
Polk	City of Lake Wales WWTP	PAA&LI	GCI	0.55	0.16	282
Polk	City of Lake Wales WWTP	PAA&LI	OPAA	0.43	0.07	117.4
Polk	City of Lake Wales WWTP	PAA&LI	RI	0.36	0.13	121
Polk	City of Lakeland Glendale WRF	IND	AOF	0	8.00	0
Polk	City of Lakeland Glendale WRF	PAA&LI	GCI	0	0	0
Polk	Northeast Regional WWTF	GWR&IPR	RIB	4.4	0.33	174.5
Polk	Northeast Regional WWTF	PAA&LI	GCI	0.35	0.20	127.82
Polk	Northeast Regional WWTF	PAA&LI	OPAA	0.64	2.17	181
Polk	Northeast Regional WWTF	PAA&LI	RI	1.42	0.86	948.18
Polk	Northwest Regional WWTF	AI	OC	0.347	0.12	44.9
Polk	Northwest Regional WWTF	GWR&IPR	RIB	0.043	0	1.89
Polk	Northwest Regional WWTF	PAA&LI	GCI	0.3	0.07	125
Polk	Northwest Regional WWTF	PAA&LI	OPAA	0.171	0.13	60
Polk	Northwest Regional WWTF	PAA&LI	RI	1.05	0.44	426.5
Polk	Outdoor Resorts at Orlando WWTF	GWR&IPR	RIB	0.125	0.11	0.58
Polk	Polk Correctional Institution	GWR&IPR	RIB	0.313	0.15	3
Polk	Southwest Regional WWTP	IND	AOF	3.125	0.40	0
Polk	Southwest Regional WWTP	PAA&LI	GCI	0.6	0.17	380
Polk	Southwest Regional WWTP	PAA&LI	OPAA	0.42	0.23	158
Polk	Southwest Regional WWTP	PAA&LI	RI	1.98	0.86	534
Polk	Sun Ray WWTP	GWR&IPR	RIB	1.098	0.41	10.64
Polk	Waverly WWTF	GWR&IPR	RIB	0.13	0.03	2.49
Polk	City of Winter Haven WWTP #2	AI	EC	0.5	0.14	63
Polk	City of Winter Haven WWTP #2	AI	OC	0	0	0
Polk	City of Winter Haven WWTP #2	FP	NA	0	0	0
Polk	City of Winter Haven WWTP #2	GWR&IPR	AF	0	0	0
Polk	City of Winter Haven WWTP #2	GWR&IPR	INJ	0	0	0

Florida Department of Environmental Protection
2021 Reuse Inventory

County	Reuse System Name	Reuse Type	Reuse Subtype	Capacity (mgd)	Flow (mgd)	Area (acres)
Polk	City of Winter Haven WWTP #2	GWR&IPR	RIB	0	0	0
Polk	City of Winter Haven WWTP #2	GWR&IPR	SWA	0	0	0
Polk	City of Winter Haven WWTP #2	IND	AOF	0	0	0
Polk	City of Winter Haven WWTP #2	IND	ATP	0.128	0.11	22
Polk	City of Winter Haven WWTP #2	PAA&LI	GCI	0.454	0.18	163
Polk	City of Winter Haven WWTP #2	PAA&LI	OPAA	3.35	0.36	113.5
Polk	City of Winter Haven WWTP #2	PAA&LI	RI	1.568	0.52	156
Polk	City of Winter Haven WWTP #2	TF	NA	0	0	0
Polk	City of Winter Haven WWTP #2	WL	NA	0	0	0
Polk	City of Winter Haven WWTP#3	AI	EC	0	0	0
Polk	City of Winter Haven WWTP#3	AI	OC	0	0	0
Polk	City of Winter Haven WWTP#3	FP	NA	0	0	0
Polk	City of Winter Haven WWTP#3	GWR&IPR	AF	0	0	0
Polk	City of Winter Haven WWTP#3	GWR&IPR	INJ	0	0	0
Polk	City of Winter Haven WWTP#3	GWR&IPR	RIB	0	0	0
Polk	City of Winter Haven WWTP#3	GWR&IPR	SWA	0	0	0
Polk	City of Winter Haven WWTP#3	IND	AOF	0	0	0
Polk	City of Winter Haven WWTP#3	IND	ATP	0	0.20	0
Polk	City of Winter Haven WWTP#3	OTH	OTH	0	0	0
Polk	City of Winter Haven WWTP#3	PAA&LI	GCI	0	0	0
Polk	City of Winter Haven WWTP#3	PAA&LI	OPAA	4.3	0.01	0
Polk	City of Winter Haven WWTP#3	PAA&LI	RI	0	0	0
Polk	City of Winter Haven WWTP#3	TF	NA	0	0	0
Polk	City of Winter Haven WWTP#3	WL	NA	0	0	0
Putnam	Crescent City WWTF	GWR&IPR	RIB	0.35	0.11	15.58
Putnam	Palatka WWTF	PAA&LI	GCI	3.5	1.64	110
Putnam	River Park MHP WWTF	PAA&LI	GCI	0.1	0.04	35
Santa Rosa	Holley Wastewater Reclamation Facility	GWR&IPR	RIB	0.147	0.05	4.38
Santa Rosa	Holley-Navarre Wastewater Treatment Facility	AI	EC	0	0	0
Santa Rosa	Holley-Navarre Wastewater Treatment Facility	AI	OC	0	0	0

Florida Department of Environmental Protection
2021 Reuse Inventory

County	Reuse System Name	Reuse Type	Reuse Subtype	Capacity (mgd)	Flow (mgd)	Area (acres)
Santa Rosa	Holley-Navarre Wastewater Treatment Facility	FP	NA	0	0	0
Santa Rosa	Holley-Navarre Wastewater Treatment Facility	GWR&IPR	AF	0	0	0
Santa Rosa	Holley-Navarre Wastewater Treatment Facility	GWR&IPR	INJ	0	0	0
Santa Rosa	Holley-Navarre Wastewater Treatment Facility	GWR&IPR	RIB	0.5	0.40	9.71
Santa Rosa	Holley-Navarre Wastewater Treatment Facility	GWR&IPR	SWA	0	0	0
Santa Rosa	Holley-Navarre Wastewater Treatment Facility	IND	AOF	0	0	0
Santa Rosa	Holley-Navarre Wastewater Treatment Facility	IND	ATP	0	0	0
Santa Rosa	Holley-Navarre Wastewater Treatment Facility	OTH	OTH	0	0	0
Santa Rosa	Holley-Navarre Wastewater Treatment Facility	PAA&LI	GCI	1.19	1.29	144.3
Santa Rosa	Holley-Navarre Wastewater Treatment Facility	PAA&LI	OPAA	0.048	0.01	1.9
Santa Rosa	Holley-Navarre Wastewater Treatment Facility	PAA&LI	RI	0	0	0
Santa Rosa	Holley-Navarre Wastewater Treatment Facility	TF	NA	0	0	0
Santa Rosa	Holley-Navarre Wastewater Treatment Facility	WL	NA	0	0	0
Santa Rosa	Milton WWTF	AI	EC	0	0	0
Santa Rosa	Milton WWTF	AI	OC	0	0	0
Santa Rosa	Milton WWTF	FP	NA	0	0	0
Santa Rosa	Milton WWTF	GWR&IPR	AF	0	0	0
Santa Rosa	Milton WWTF	GWR&IPR	INJ	0	0	0
Santa Rosa	Milton WWTF	GWR&IPR	RIB	0	0	0
Santa Rosa	Milton WWTF	GWR&IPR	SWA	0	0	0
Santa Rosa	Milton WWTF	IND	AOF	0	0	0
Santa Rosa	Milton WWTF	IND	ATP	2.5	0.22	0
Santa Rosa	Milton WWTF	PAA&LI	GCI	0	0	0
Santa Rosa	Milton WWTF	PAA&LI	OPAA	0	0	0
Santa Rosa	Milton WWTF	PAA&LI	RI	0	0	0
Santa Rosa	Milton WWTF	TF	NA	0	0	0
Santa Rosa	Milton WWTF	WL	NA	0	0	0
Santa Rosa	Navarre Beach WWTP	OTH	OTH	0.032	0.01	4.5
Santa Rosa	Pace Water System WWTP	GWR&IPR	RIB	0.12	0.07	0.48
Santa Rosa	Pace Water System WWTP	PAA&LI	GCI	0.547	0.50	225

Florida Department of Environmental Protection
2021 Reuse Inventory

County	Reuse System Name	Reuse Type	Reuse Subtype	Capacity (mgd)	Flow (mgd)	Area (acres)
Santa Rosa	Pace Water System WWTP	PAA&LI	RI	5	0.75	0
Santa Rosa	Pace Water System WWTP	WL	NA	1	0.93	125
Santa Rosa	South Santa Rosa Utility System WWTF	AI	OC	0.731	0.60	99.5
Santa Rosa	South Santa Rosa Utility System WWTF	GWR&IPR	RIB	0.3	0.06	4
Santa Rosa	South Santa Rosa Utility System WWTF	IND	ATP	0.015	0	3.9
Santa Rosa	South Santa Rosa Utility System WWTF	PAA&LI	GCI	1.3	0.65	225
Santa Rosa	South Santa Rosa Utility System WWTF	PAA&LI	OPAA	0.832	0.19	107.4
Santa Rosa	South Santa Rosa Utility System WWTF	PAA&LI	RI	0.878	0.48	130.8
Santa Rosa	Sundial Utilities WWTP	AI	EC	0	0	0
Santa Rosa	Sundial Utilities WWTP	AI	OC	0	0	0
Santa Rosa	Sundial Utilities WWTP	FP	NA	0	0	0
Santa Rosa	Sundial Utilities WWTP	GWR&IPR	AF	0	0	0
Santa Rosa	Sundial Utilities WWTP	GWR&IPR	INJ	0	0	0
Santa Rosa	Sundial Utilities WWTP	GWR&IPR	RIB	0.534	0.11	1.65
Santa Rosa	Sundial Utilities WWTP	GWR&IPR	SWA	0	0	0
Santa Rosa	Sundial Utilities WWTP	IND	AOF	0	0	0
Santa Rosa	Sundial Utilities WWTP	IND	ATP	0	0	0
Santa Rosa	Sundial Utilities WWTP	PAA&LI	GCI	0	0	0
Santa Rosa	Sundial Utilities WWTP	PAA&LI	OPAA	0	0	0
Santa Rosa	Sundial Utilities WWTP	PAA&LI	RI	0	0	0
Santa Rosa	Sundial Utilities WWTP	TF	NA	0	0	0
Santa Rosa	Sundial Utilities WWTP	WL	NA	0	0	0
Sarasota	Camelot Lakes WWTP	AI	EC	0	0	0
Sarasota	Camelot Lakes WWTP	AI	OC	0	0	0
Sarasota	Camelot Lakes WWTP	FP	NA	0	0	0
Sarasota	Camelot Lakes WWTP	GWR&IPR	AF	0	0	0
Sarasota	Camelot Lakes WWTP	GWR&IPR	INJ	0	0	0
Sarasota	Camelot Lakes WWTP	GWR&IPR	RIB	0	0	0
Sarasota	Camelot Lakes WWTP	GWR&IPR	SWA	0	0	0
Sarasota	Camelot Lakes WWTP	IND	AOF	0	0	0

Florida Department of Environmental Protection
2021 Reuse Inventory

County	Reuse System Name	Reuse Type	Reuse Subtype	Capacity (mgd)	Flow (mgd)	Area (acres)
Sarasota	Camelot Lakes WWTP	IND	ATP	0	0	0
Sarasota	Camelot Lakes WWTP	OTH	OTH	0	0	0
Sarasota	Camelot Lakes WWTP	PAA&LI	GCI	0	0	0
Sarasota	Camelot Lakes WWTP	PAA&LI	OPAA	0.078	0.06	0
Sarasota	Camelot Lakes WWTP	PAA&LI	RI	0	0	0
Sarasota	Camelot Lakes WWTP	TF	NA	0	0	0
Sarasota	Camelot Lakes WWTP	WL	NA	0	0	0
Sarasota	City of Sarasota AWWTF	AI	EC	1.51	0.08	1,138
Sarasota	City of Sarasota AWWTF	AI	OC	4.53	0.25	3,412
Sarasota	City of Sarasota AWWTF	IND	AOF	0.1	0.02	0
Sarasota	City of Sarasota AWWTF	IND	ATP	0	0.46	0
Sarasota	City of Sarasota AWWTF	OTH	OTH	2	0	2,000
Sarasota	City of Sarasota AWWTF	PAA&LI	GCI	1.02	0.01	460
Sarasota	City of Sarasota AWWTF	PAA&LI	OPAA	5.65	1.87	2,948
Sarasota	City of Sarasota AWWTF	PAA&LI	RI	4.44	0.65	958
Sarasota	City of North Port WWTP	PAA&LI	GCI	4.5	0.70	320
Sarasota	City of North Port WWTP	PAA&LI	OPAA	3	0.16	340
Sarasota	City of North Port WWTP	PAA&LI	RI	3	0.10	400
Sarasota	Sarasota County North Master Reuse System	PAA&LI	GCI	6.6	3.40	1,700
Sarasota	Sarasota County North Master Reuse System	PAA&LI	OPAA	1	0.60	790
Sarasota	Sarasota County North Master Reuse System	PAA&LI	RI	5	3.74	3,270
Sarasota	Sarasota County North Master Reuse System	TF	NA	0.001	0	0
Sarasota	Sarasota County South Master Reuse System	PAA&LI	GCI	7.6	1.52	708
Sarasota	Sarasota County South Master Reuse System	PAA&LI	OPAA	0.2	0.10	262
Sarasota	Sarasota County South Master Reuse System	PAA&LI	RI	1	0.70	344
Sarasota	Southwest WRF	IND	ATP	2	0	0
Sarasota	Venice Eastside WWTP	AI	EC	0	0	0
Sarasota	Venice Eastside WWTP	AI	OC	0	0	0
Sarasota	Venice Eastside WWTP	GWR&IPR	AF	0	0	0
Sarasota	Venice Eastside WWTP	GWR&IPR	RIB	0	0	0

Florida Department of Environmental Protection
2021 Reuse Inventory

County	Reuse System Name	Reuse Type	Reuse Subtype	Capacity (mgd)	Flow (mgd)	Area (acres)
Sarasota	Venice Eastside WWTP	GWR&IPR	SWA	0	0	0
Sarasota	Venice Eastside WWTP	OTH	OTH	0	0	0
Sarasota	Venice Eastside WWTP	PAA&LI	GCI	1.25	1.13	545
Sarasota	Venice Eastside WWTP	PAA&LI	OPAA	0.27	0.07	100
Sarasota	Venice Eastside WWTP	PAA&LI	RI	1.68	1.60	615
Seminole	Altamonte Springs Regional WRF	AI	EC	0	0	0
Seminole	Altamonte Springs Regional WRF	AI	OC	0	0	0
Seminole	Altamonte Springs Regional WRF	FP	NA	0	0	0
Seminole	Altamonte Springs Regional WRF	GWR&IPR	AF	0	0	0
Seminole	Altamonte Springs Regional WRF	GWR&IPR	INJ	0	0	0
Seminole	Altamonte Springs Regional WRF	GWR&IPR	RIB	0	0	0
Seminole	Altamonte Springs Regional WRF	GWR&IPR	SWA	0	0	0
Seminole	Altamonte Springs Regional WRF	IND	AOF	0	0	0
Seminole	Altamonte Springs Regional WRF	IND	ATP	0	0.31	0
Seminole	Altamonte Springs Regional WRF	OTH	OTH	0	1.85	0
Seminole	Altamonte Springs Regional WRF	PAA&LI	GCI	0	0	0
Seminole	Altamonte Springs Regional WRF	PAA&LI	OPAA	0	0	3,351
Seminole	Altamonte Springs Regional WRF	PAA&LI	RI	12.5	7.21	2,566
Seminole	Altamonte Springs Regional WRF	TF	NA	0	0	0
Seminole	Altamonte Springs Regional WRF	WL	NA	0	0	0
Seminole	Casselberry WRF	GWR&IPR	RIB	0.285	0.19	10.58
Seminole	Casselberry WRF	PAA&LI	GCI	0.385	0.13	60.9
Seminole	Casselberry WRF	PAA&LI	RI	1.608	0.73	823
Seminole	Chuluota WWTF	GWR&IPR	AF	0.083	0.02	17.4
Seminole	Chuluota WWTF	PAA&LI	RI	0.25	0.15	340
Seminole	Orlando/Iron Bridge Regional WRF	AI	EC	0	0	0
Seminole	Orlando/Iron Bridge Regional WRF	AI	OC	0	0	0
Seminole	Orlando/Iron Bridge Regional WRF	FP	NA	0	0	0
Seminole	Orlando/Iron Bridge Regional WRF	GWR&IPR	AF	0	0	0
Seminole	Orlando/Iron Bridge Regional WRF	GWR&IPR	INJ	0	0	0

Florida Department of Environmental Protection
2021 Reuse Inventory

County	Reuse System Name	Reuse Type	Reuse Subtype	Capacity (mgd)	Flow (mgd)	Area (acres)
Seminole	Orlando/Iron Bridge Regional WRF	GWR&IPR	RIB	0	0	0
Seminole	Orlando/Iron Bridge Regional WRF	GWR&IPR	SWA	0	0	0
Seminole	Orlando/Iron Bridge Regional WRF	IND	AOF	0	0	0
Seminole	Orlando/Iron Bridge Regional WRF	IND	ATP	0	2.72	300
Seminole	Orlando/Iron Bridge Regional WRF	OTH	OTH	20.3	4.55	300
Seminole	Orlando/Iron Bridge Regional WRF	PAA&LI	GCI	0	0	0
Seminole	Orlando/Iron Bridge Regional WRF	PAA&LI	OPAA	0	0	0
Seminole	Orlando/Iron Bridge Regional WRF	PAA&LI	RI	0	0	0
Seminole	Orlando/Iron Bridge Regional WRF	TF	NA	0	0	0
Seminole	Orlando/Iron Bridge Regional WRF	WL	NA	35	16.49	1,650
Seminole	Oviedo WRF	AI	EC	0	0	0
Seminole	Oviedo WRF	AI	OC	0	0	0
Seminole	Oviedo WRF	FP	NA	0	0	0
Seminole	Oviedo WRF	GWR&IPR	AF	0	0	0
Seminole	Oviedo WRF	GWR&IPR	INJ	0	0	0
Seminole	Oviedo WRF	GWR&IPR	RIB	0.995	0.14	19
Seminole	Oviedo WRF	GWR&IPR	SWA	0	0	0
Seminole	Oviedo WRF	IND	AOF	0	0	0
Seminole	Oviedo WRF	IND	ATP	0	0	0
Seminole	Oviedo WRF	OTH	OTH	0	0	0
Seminole	Oviedo WRF	PAA&LI	GCI	5	0.10	114
Seminole	Oviedo WRF	PAA&LI	OPAA	0	0	0
Seminole	Oviedo WRF	PAA&LI	RI	2.096	2.07	4,800
Seminole	Oviedo WRF	TF	NA	0	0	0
Seminole	Oviedo WRF	WL	NA	0	0	0
Seminole	Palm Valley MHP WWTF	PAA&LI	OPAA	0.06	0.06	6.86
Seminole	Palm Valley MHP WWTF	PAA&LI	RI	0.09	0.03	40.22
Seminole	SCES - Northwest Regional	AI	EC	0	0	0
Seminole	SCES - Northwest Regional	AI	OC	0.35	0	72.6
Seminole	SCES - Northwest Regional	FP	NA	0	0	0

Florida Department of Environmental Protection
2021 Reuse Inventory

County	Reuse System Name	Reuse Type	Reuse Subtype	Capacity (mgd)	Flow (mgd)	Area (acres)
Seminole	SCES - Northwest Regional	GWR&IPR	AF	0	0	0
Seminole	SCES - Northwest Regional	GWR&IPR	INJ	0	0	0
Seminole	SCES - Northwest Regional	GWR&IPR	RIB	0.36	0.05	18.36
Seminole	SCES - Northwest Regional	GWR&IPR	SWA	0	0	0
Seminole	SCES - Northwest Regional	IND	AOF	0	0	0
Seminole	SCES - Northwest Regional	IND	ATP	0	0	0
Seminole	SCES - Northwest Regional	OTH	OTH	0	0	0
Seminole	SCES - Northwest Regional	PAA&LI	GCI	0.12	0	250.37
Seminole	SCES - Northwest Regional	PAA&LI	OPAA	2.451	1.29	313.36
Seminole	SCES - Northwest Regional	PAA&LI	RI	3.928	1.22	801.33
Seminole	SCES - Northwest Regional	TF	NA	0.001	0.01	0
Seminole	SCES - Northwest Regional	WL	NA	0	0	0
Seminole	SCES - Greenwood Lakes WRF	AI	EC	0	0	0
Seminole	SCES - Greenwood Lakes WRF	AI	OC	0	0	0
Seminole	SCES - Greenwood Lakes WRF	FP	NA	0	0	0
Seminole	SCES - Greenwood Lakes WRF	GWR&IPR	AF	0	0	0
Seminole	SCES - Greenwood Lakes WRF	GWR&IPR	INJ	0	0	0
Seminole	SCES - Greenwood Lakes WRF	GWR&IPR	RIB	1.8	0.52	3.85
Seminole	SCES - Greenwood Lakes WRF	GWR&IPR	SWA	0	0	0
Seminole	SCES - Greenwood Lakes WRF	IND	AOF	0	0	0
Seminole	SCES - Greenwood Lakes WRF	IND	ATP	0	0	0
Seminole	SCES - Greenwood Lakes WRF	OTH	OTH	0	0	0
Seminole	SCES - Greenwood Lakes WRF	PAA&LI	GCI	0	0	0
Seminole	SCES - Greenwood Lakes WRF	PAA&LI	OPAA	3	1.56	316.5
Seminole	SCES - Greenwood Lakes WRF	PAA&LI	RI	0	0	0
Seminole	SCES - Greenwood Lakes WRF	TF	NA	0	0	0
Seminole	SCES - Greenwood Lakes WRF	WL	NA	0	0	0
Seminole	Sanford/North WWTF	AI	EC	1.17	0	278
Seminole	Sanford/North WWTF	AI	OC	2.896	1.16	1,814
Seminole	Sanford/North WWTF	IND	ATP	0.55	0.55	0

Florida Department of Environmental Protection
2021 Reuse Inventory

County	Reuse System Name	Reuse Type	Reuse Subtype	Capacity (mgd)	Flow (mgd)	Area (acres)
Seminole	Sanford/North WWTF	OTH	OTH	0.1	0.10	0
Seminole	Sanford/North WWTF	PAA&LI	GCI	1.4	0.19	250
Seminole	Sanford/North WWTF	PAA&LI	OPAA	7.29	3.82	1,399
Seminole	Sanford/North WWTF	PAA&LI	RI	1.95	1.24	1,668
Seminole	Wekiva Hunt Club WRF	GWR&IPR	RIB	0.4	0.06	7.7
Seminole	Wekiva Hunt Club WRF	PAA&LI	GCI	0.55	0.04	190
Seminole	Wekiva Hunt Club WRF	PAA&LI	OPAA	1.8	2.04	0
Seminole	Wekiva Hunt Club WRF	PAA&LI	RI	0.253	0	0
Seminole	Winter Springs - East WWTF	GWR&IPR	RIB	0.61	0.23	6.8
Seminole	Winter Springs - East WWTF	OTH	OTH	0.201	0.12	40
Seminole	Winter Springs - East WWTF	PAA&LI	GCI	1.083	0.02	155
Seminole	Winter Springs - East WWTF	PAA&LI	OPAA	0.118	0.01	9
Seminole	Winter Springs - East WWTF	PAA&LI	RI	0	0.77	0
Seminole	Winter Springs - West	GWR&IPR	RIB	0.74	0.43	0
Seminole	Winter Springs - West	OTH	OTH	0.28	0.04	40
Seminole	Winter Springs - West	PAA&LI	GCI	0	0	0
Seminole	Winter Springs - West	PAA&LI	OPAA	0.2	0.18	0
Seminole	Winter Springs - West	PAA&LI	RI	0	0.47	0
St. Johns	Anastasia Island WWTF	AI	EC	0	0	0
St. Johns	Anastasia Island WWTF	AI	OC	0	0	0
St. Johns	Anastasia Island WWTF	FP	NA	0	0	0
St. Johns	Anastasia Island WWTF	GWR&IPR	AF	0	0	0
St. Johns	Anastasia Island WWTF	GWR&IPR	INJ	0	0	0
St. Johns	Anastasia Island WWTF	GWR&IPR	RIB	0	0	0
St. Johns	Anastasia Island WWTF	GWR&IPR	SWA	0	0	0
St. Johns	Anastasia Island WWTF	IND	AOF	0	0	0
St. Johns	Anastasia Island WWTF	IND	ATP	0	0	0
St. Johns	Anastasia Island WWTF	OTH	OTH	0	0	0
St. Johns	Anastasia Island WWTF	PAA&LI	GCI	0.8	0.27	104
St. Johns	Anastasia Island WWTF	PAA&LI	OPAA	0	0	0

Florida Department of Environmental Protection
2021 Reuse Inventory

County	Reuse System Name	Reuse Type	Reuse Subtype	Capacity (mgd)	Flow (mgd)	Area (acres)
St. Johns	Anastasia Island WWTF	PAA&LI	RI	0.064	0.05	2
St. Johns	Anastasia Island WWTF	TF	NA	0	0	0
St. Johns	Anastasia Island WWTF	WL	NA	0	0	0
St. Johns	Blacks Ford WRF	IND	ATP	6	0.13	10
St. Johns	Blacks Ford WRF	PAA&LI	GCI	18.27	1.01	1,000
St. Johns	Blacks Ford WRF	PAA&LI	OPAA	18.27	2.17	1,000
St. Johns	Blacks Ford WRF	PAA&LI	RI	18.27	8.52	1,000
St. Johns	Julington Creek WRF	IND	ATP	1	0.06	10
St. Johns	Julington Creek WRF	PAA&LI	GCI	18.24	1.01	1,000
St. Johns	Julington Creek WRF	PAA&LI	OPAA	18.24	2.17	1,000
St. Johns	Julington Creek WRF	PAA&LI	RI	18.24	8.52	1,000
St. Johns	Marsh Landing WWTF	AI	EC	0	0	0
St. Johns	Marsh Landing WWTF	AI	OC	0	0	0
St. Johns	Marsh Landing WWTF	FP	NA	0	0	0
St. Johns	Marsh Landing WWTF	GWR&IPR	AF	0	0	0
St. Johns	Marsh Landing WWTF	GWR&IPR	INJ	0	0	0
St. Johns	Marsh Landing WWTF	GWR&IPR	RIB	0	0	0
St. Johns	Marsh Landing WWTF	GWR&IPR	SWA	0	0	0
St. Johns	Marsh Landing WWTF	IND	AOF	0	0	0
St. Johns	Marsh Landing WWTF	IND	ATP	0	0	0
St. Johns	Marsh Landing WWTF	OTH	OTH	0	0	0
St. Johns	Marsh Landing WWTF	PAA&LI	GCI	1.1	0.21	298
St. Johns	Marsh Landing WWTF	PAA&LI	OPAA	0	0	0
St. Johns	Marsh Landing WWTF	PAA&LI	RI	0	0	0
St. Johns	Marsh Landing WWTF	TF	NA	0	0	0
St. Johns	Marsh Landing WWTF	WL	NA	0	0	0
St. Johns	Northwest Wastewater Treatment Plant	AI	EC	0	0	0
St. Johns	Northwest Wastewater Treatment Plant	AI	OC	0	0	0
St. Johns	Northwest Wastewater Treatment Plant	FP	NA	0	0	0
St. Johns	Northwest Wastewater Treatment Plant	GWR&IPR	AF	0	0	0

Florida Department of Environmental Protection
2021 Reuse Inventory

County	Reuse System Name	Reuse Type	Reuse Subtype	Capacity (mgd)	Flow (mgd)	Area (acres)
St. Johns	Northwest Wastewater Treatment Plant	GWR&IPR	INJ	0	0	0
St. Johns	Northwest Wastewater Treatment Plant	GWR&IPR	RIB	0	0	0
St. Johns	Northwest Wastewater Treatment Plant	GWR&IPR	SWA	0	0	0
St. Johns	Northwest Wastewater Treatment Plant	IND	AOF	0	0	0
St. Johns	Northwest Wastewater Treatment Plant	IND	ATP	0	0	0
St. Johns	Northwest Wastewater Treatment Plant	OTH	OTH	0	0	0
St. Johns	Northwest Wastewater Treatment Plant	PAA&LI	GCI	1	0.78	258
St. Johns	Northwest Wastewater Treatment Plant	PAA&LI	OPAA	0	0	0
St. Johns	Northwest Wastewater Treatment Plant	PAA&LI	RI	4.28	1.30	2,980
St. Johns	Northwest Wastewater Treatment Plant	TF	NA	0	0	0
St. Johns	Northwest Wastewater Treatment Plant	WL	NA	0.5	0.01	119
St. Johns	Players Club South WWTF	AI	EC	0	0	0
St. Johns	Players Club South WWTF	AI	OC	0	0	0
St. Johns	Players Club South WWTF	FP	NA	0	0	0
St. Johns	Players Club South WWTF	GWR&IPR	AF	0	0	0
St. Johns	Players Club South WWTF	GWR&IPR	INJ	0	0	0
St. Johns	Players Club South WWTF	GWR&IPR	RIB	0	0	0
St. Johns	Players Club South WWTF	GWR&IPR	SWA	0	0	0
St. Johns	Players Club South WWTF	IND	AOF	0	0	0
St. Johns	Players Club South WWTF	IND	ATP	0	0	0
St. Johns	Players Club South WWTF	OTH	OTH	0	0	0
St. Johns	Players Club South WWTF	PAA&LI	GCI	2.9	0.33	230
St. Johns	Players Club South WWTF	PAA&LI	OPAA	0	0	0
St. Johns	Players Club South WWTF	PAA&LI	RI	0	0	0
St. Johns	Players Club South WWTF	TF	NA	0	0	0
St. Johns	Players Club South WWTF	WL	NA	0	0	0
St. Johns	Ponce De Leon WWTF	GWR&IPR	RIB	0.24	0.08	10
St. Johns	Ponte Vedra WRF	PAA&LI	GCI	0.8	0.22	100
St. Johns	Sawgrass WWTF	AI	EC	0	0	0
St. Johns	Sawgrass WWTF	AI	OC	0	0	0

Florida Department of Environmental Protection
2021 Reuse Inventory

County	Reuse System Name	Reuse Type	Reuse Subtype	Capacity (mgd)	Flow (mgd)	Area (acres)
St. Johns	Sawgrass WWTF	FP	NA	0	0	0
St. Johns	Sawgrass WWTF	GWR&IPR	AF	0	0	0
St. Johns	Sawgrass WWTF	GWR&IPR	INJ	0	0	0
St. Johns	Sawgrass WWTF	GWR&IPR	RIB	0	0	0
St. Johns	Sawgrass WWTF	GWR&IPR	SWA	0	0	0
St. Johns	Sawgrass WWTF	IND	AOF	0	0	0
St. Johns	Sawgrass WWTF	IND	ATP	0	0	0
St. Johns	Sawgrass WWTF	OTH	OTH	0	0	0
St. Johns	Sawgrass WWTF	PAA&LI	GCI	1.5	0.33	203
St. Johns	Sawgrass WWTF	PAA&LI	OPAA	0	0	0
St. Johns	Sawgrass WWTF	PAA&LI	RI	0	0	0
St. Johns	Sawgrass WWTF	TF	NA	0	0	0
St. Johns	Sawgrass WWTF	WL	NA	0	0	0
St. Johns	St. Augustine WWTF No 1	IND	ATP	0.3	0.16	0
St. Johns	State Road 207 WWTF	AI	EC	0	0	0
St. Johns	State Road 207 WWTF	AI	OC	0	0	0
St. Johns	State Road 207 WWTF	FP	NA	0	0	0
St. Johns	State Road 207 WWTF	GWR&IPR	AF	0	0	0
St. Johns	State Road 207 WWTF	GWR&IPR	INJ	0	0	0
St. Johns	State Road 207 WWTF	GWR&IPR	RIB	0	0	0
St. Johns	State Road 207 WWTF	GWR&IPR	SWA	0	0	0
St. Johns	State Road 207 WWTF	IND	AOF	0	0	0
St. Johns	State Road 207 WWTF	IND	ATP	0	0	0
St. Johns	State Road 207 WWTF	OTH	OTH	0	0	0
St. Johns	State Road 207 WWTF	PAA&LI	GCI	0.25	0.18	153
St. Johns	State Road 207 WWTF	PAA&LI	OPAA	0	0	0
St. Johns	State Road 207 WWTF	PAA&LI	RI	0	0	0
St. Johns	State Road 207 WWTF	TF	NA	0	0	0
St. Johns	State Road 207 WWTF	WL	NA	0	0	0
St. Lucie	Fort Pierce Utility Authority--WWTF	AI	EC	0	0	0

Florida Department of Environmental Protection
2021 Reuse Inventory

County	Reuse System Name	Reuse Type	Reuse Subtype	Capacity (mgd)	Flow (mgd)	Area (acres)
St. Lucie	Fort Pierce Utility Authority--WWTF	AI	OC	0	0	0
St. Lucie	Fort Pierce Utility Authority--WWTF	FP	NA	0	0	0
St. Lucie	Fort Pierce Utility Authority--WWTF	GWR&IPR	AF	0	0	0
St. Lucie	Fort Pierce Utility Authority--WWTF	GWR&IPR	INJ	0	0	0
St. Lucie	Fort Pierce Utility Authority--WWTF	GWR&IPR	RIB	0	0	0
St. Lucie	Fort Pierce Utility Authority--WWTF	GWR&IPR	SWA	0	0	0
St. Lucie	Fort Pierce Utility Authority--WWTF	IND	AOF	0	0	0
St. Lucie	Fort Pierce Utility Authority--WWTF	IND	ATP	0	0.07	7
St. Lucie	Fort Pierce Utility Authority--WWTF	OTH	OTH	0	0	0
St. Lucie	Fort Pierce Utility Authority--WWTF	PAA&LI	GCI	0	0	0
St. Lucie	Fort Pierce Utility Authority--WWTF	PAA&LI	OPAA	0	0	0
St. Lucie	Fort Pierce Utility Authority--WWTF	PAA&LI	RI	0	0	0
St. Lucie	Fort Pierce Utility Authority--WWTF	TF	NA	0	0	0
St. Lucie	Fort Pierce Utility Authority--WWTF	WL	NA	0	0	0
St. Lucie	Harbour Ridge Wastewater Treatment Facility	AI	EC	0	0	0
St. Lucie	Harbour Ridge Wastewater Treatment Facility	AI	OC	0	0	0
St. Lucie	Harbour Ridge Wastewater Treatment Facility	FP	NA	0	0	0
St. Lucie	Harbour Ridge Wastewater Treatment Facility	GWR&IPR	AF	0	0	0
St. Lucie	Harbour Ridge Wastewater Treatment Facility	GWR&IPR	INJ	0	0	0
St. Lucie	Harbour Ridge Wastewater Treatment Facility	GWR&IPR	RIB	0	0	0
St. Lucie	Harbour Ridge Wastewater Treatment Facility	GWR&IPR	SWA	0	0	0
St. Lucie	Harbour Ridge Wastewater Treatment Facility	IND	AOF	0	0	0
St. Lucie	Harbour Ridge Wastewater Treatment Facility	IND	ATP	0	0	0
St. Lucie	Harbour Ridge Wastewater Treatment Facility	OTH	OTH	0	0	0
St. Lucie	Harbour Ridge Wastewater Treatment Facility	PAA&LI	GCI	0.12	0.06	0
St. Lucie	Harbour Ridge Wastewater Treatment Facility	PAA&LI	OPAA	0	0	0
St. Lucie	Harbour Ridge Wastewater Treatment Facility	PAA&LI	RI	0	0	0
St. Lucie	Harbour Ridge Wastewater Treatment Facility	TF	NA	0	0	0
St. Lucie	Harbour Ridge Wastewater Treatment Facility	WL	NA	0	0	0
St. Lucie	Island Dunes Country Club WWTF	PAA&LI	GCI	0.12	0.05	63

Florida Department of Environmental Protection
2021 Reuse Inventory

County	Reuse System Name	Reuse Type	Reuse Subtype	Capacity (mgd)	Flow (mgd)	Area (acres)
St. Lucie	Meadowood Community Association Inc. WWTF	PAA&LI	GCI	0.105	0.05	120
St. Lucie	Port St. Lucie Utility Westport WWTF	PAA&LI	GCI	5.7	1.30	2,331
St. Lucie	Port St. Lucie Utility Westport WWTF	PAA&LI	OPAA	0	0	0
St. Lucie	Port St. Lucie Utility Westport WWTF	PAA&LI	RI	0	0	0
St. Lucie	SLCUD South Hutchinson Island Water Reclamation Facility	PAA&LI	RI	1.6	0.32	35
St. Lucie	Savanna Club WWTF	GWR&IPR	RIB	0.15	0.05	1.15
St. Lucie	SLCU North Hutchinson Island WWTF	PAA&LI	OPAA	0.305	0.01	28.1
St. Lucie	SLCU North Hutchinson Island WWTF	PAA&LI	RI	0.695	0.17	48
St. Lucie	Spanish Lakes Country Club	GWR&IPR	AF	0.16	0.07	0.63
St. Lucie	Spanish Lakes Country Club	GWR&IPR	RIB	0.16	0.04	1
St. Lucie	St. Lucie County Utilities Holiday Pines WWTF	PAA&LI	GCI	0.85	0.07	110
St. Lucie	St. Lucie West Services District	PAA&LI	GCI	0.25	0.09	118
St. Lucie	St. Lucie West Services District	PAA&LI	RI	2.5	2.09	644
Sumter	City of Bushnell - David Hanson WWTF	AI	OC	0.5	0.30	28.4
Sumter	Central Sumter Utility Company WWTF	GWR&IPR	RIB	0.21	0.08	16.1
Sumter	Central Sumter Utility Company WWTF	OTH	OTH	0	1.24	0
Sumter	Little Sumter Utility Co. WWTF	GWR&IPR	RIB	0.21	0.01	5.16
Sumter	Little Sumter Utility Co. WWTF	OTH	OTH	0	0.10	0
Sumter	Little Sumter Utility Co. WWTF	PAA&LI	GCI	3	1.22	860.5
Sumter	Little Sumter Utility Co. WWTF	PAA&LI	OPAA	0.45	0.20	140.4
Sumter	North Sumter Utility Company Master Reuse System	GWR&IPR	RIB	0	0	0
Sumter	North Sumter Utility Company Master Reuse System	PAA&LI	GCI	6.36	4.27	2,282
Sumter	North Sumter Utility Company WWTF	GWR&IPR	RIB	0.21	0.11	16.1
Sumter	North Sumter Utility Company WWTF	OTH	OTH	6.4	1.96	2,282
Sumter	South Sumter Utility Company Master Reuse	PAA&LI	GCI	2.1	0.32	135
Sumter	South Sumter Utility Company Master Reuse	PAA&LI	OPAA	2.06	0.12	57
Sumter	South Sumter Utility Company Master Reuse	PAA&LI	RI	2.14	1.46	628
Sumter	Sumter Correctional Institution WWTF	AI	OC	0.35	0.11	37
Sumter	Sumter Correctional Institution WWTF	PAA&LI	OPAA	0.35	0.12	250
Suwannee	Advent Christian Village WWTF	GWR&IPR	RIB	0.17	0.04	2.07

Florida Department of Environmental Protection
2021 Reuse Inventory

County	Reuse System Name	Reuse Type	Reuse Subtype	Capacity (mgd)	Flow (mgd)	Area (acres)
Suwannee	Live Oak WWTF	AI	OC	1.37	0.52	142
Suwannee	Live Oak WWTF	GWR&IPR	RIB	0.45	0.23	3.06
Suwannee	Live Oak WWTF	OTH	OTH	0	0.01	0
Suwannee	Live Oak WWTF	PAA&LI	GCI	0.1	0.16	105
Suwannee	Live Oak WWTF	PAA&LI	OPAA	0.29	0	40
Taylor	Perry WWTF	AI	EC	0	0	0
Taylor	Perry WWTF	AI	OC	1.25	0.90	185
Taylor	Perry WWTF	GWR&IPR	AF	0	0	0
Taylor	Perry WWTF	GWR&IPR	INJ	0	0	0
Taylor	Perry WWTF	GWR&IPR	RIB	0	0	0
Taylor	Perry WWTF	GWR&IPR	SWA	0	0	0
Taylor	Perry WWTF	IND	AOF	0.8	0.21	0
Taylor	Perry WWTF	IND	ATP	0	0	0
Taylor	Perry WWTF	PAA&LI	GCI	0	0	0
Taylor	Perry WWTF	PAA&LI	OPAA	0	0	0
Taylor	Perry WWTF	PAA&LI	RI	0	0	0
Taylor	Perry WWTF	TF	NA	0	0	0
Taylor	Taylor Correctional Institution WWTF	AI	EC	0	0	0
Taylor	Taylor Correctional Institution WWTF	AI	OC	0	0	0
Taylor	Taylor Correctional Institution WWTF	FP	NA	0	0	0
Taylor	Taylor Correctional Institution WWTF	GWR&IPR	AF	0	0	0
Taylor	Taylor Correctional Institution WWTF	GWR&IPR	INJ	0	0	0
Taylor	Taylor Correctional Institution WWTF	GWR&IPR	RIB	0.4	0.10	11.4
Taylor	Taylor Correctional Institution WWTF	GWR&IPR	SWA	0	0	0
Taylor	Taylor Correctional Institution WWTF	IND	AOF	0	0	0
Taylor	Taylor Correctional Institution WWTF	IND	ATP	0	0	0
Taylor	Taylor Correctional Institution WWTF	OTH	OTH	0	0	0
Taylor	Taylor Correctional Institution WWTF	PAA&LI	GCI	0	0	0
Taylor	Taylor Correctional Institution WWTF	PAA&LI	OPAA	0	0	0
Taylor	Taylor Correctional Institution WWTF	PAA&LI	RI	0	0	0

Florida Department of Environmental Protection
2021 Reuse Inventory

County	Reuse System Name	Reuse Type	Reuse Subtype	Capacity (mgd)	Flow (mgd)	Area (acres)
Taylor	Taylor Correctional Institution WWTF	TF	NA	0	0	0
Taylor	Taylor Correctional Institution WWTF	WL	NA	0	0	0
Union	City of Lake Butler WWTF	AI	OC	0.7	0.55	240
Volusia	Deland/Wiley M. Nash Water Reclamation Facility	GWR&IPR	RIB	5.3	0.55	35
Volusia	Deland/Wiley M. Nash Water Reclamation Facility	IND	ATP	0.25	0.07	25
Volusia	Deland/Wiley M. Nash Water Reclamation Facility	OTH	OTH	5.8	0.02	6
Volusia	Deland/Wiley M. Nash Water Reclamation Facility	PAA&LI	GCI	1.7	1.17	256
Volusia	Deland/Wiley M. Nash Water Reclamation Facility	PAA&LI	OPAA	2.27	1.01	590
Volusia	Deland/Wiley M. Nash Water Reclamation Facility	PAA&LI	RI	3.55	1.50	781
Volusia	Deltona Lakes	AI	EC	0	0	0
Volusia	Deltona Lakes	AI	OC	0	0	0
Volusia	Deltona Lakes	FP	NA	0	0	0
Volusia	Deltona Lakes	GWR&IPR	AF	0	0	0
Volusia	Deltona Lakes	GWR&IPR	INJ	0	0	0
Volusia	Deltona Lakes	GWR&IPR	RIB	1	0.21	0
Volusia	Deltona Lakes	GWR&IPR	SWA	0	0	0
Volusia	Deltona Lakes	IND	AOF	0	0	0
Volusia	Deltona Lakes	IND	ATP	0	0.30	0
Volusia	Deltona Lakes	PAA&LI	GCI	0.9	0.26	0
Volusia	Deltona Lakes	PAA&LI	OPAA	0	0	0
Volusia	Deltona Lakes	PAA&LI	RI	0.5	0.14	0
Volusia	Deltona Lakes	TF	NA	0	0	0
Volusia	City of Edgewater	AI	EC	0	0	0
Volusia	City of Edgewater	AI	OC	0	0	0
Volusia	City of Edgewater	FP	NA	0	0	0
Volusia	City of Edgewater	GWR&IPR	AF	0	0	0
Volusia	City of Edgewater	GWR&IPR	INJ	0	0	0
Volusia	City of Edgewater	GWR&IPR	RIB	0	0	0
Volusia	City of Edgewater	GWR&IPR	SWA	0	0	0
Volusia	City of Edgewater	IND	AOF	0	0	0

Florida Department of Environmental Protection
2021 Reuse Inventory

County	Reuse System Name	Reuse Type	Reuse Subtype	Capacity (mgd)	Flow (mgd)	Area (acres)
Volusia	City of Edgewater	IND	ATP	0	0	0
Volusia	City of Edgewater	OTH	OTH	0	0	0
Volusia	City of Edgewater	PAA&LI	GCI	0	0	0
Volusia	City of Edgewater	PAA&LI	OPAA	0	0	0
Volusia	City of Edgewater	PAA&LI	RI	3.75	1.14	0
Volusia	City of Edgewater	TF	NA	0	0	0
Volusia	City of Edgewater	WL	NA	0	0	0
Volusia	Holly Hill WRF	AI	EC	0	0	0
Volusia	Holly Hill WRF	AI	OC	0	0	0
Volusia	Holly Hill WRF	FP	NA	0	0	0
Volusia	Holly Hill WRF	GWR&IPR	AF	0	0	0
Volusia	Holly Hill WRF	GWR&IPR	INJ	0	0	0
Volusia	Holly Hill WRF	GWR&IPR	RIB	0	0	0
Volusia	Holly Hill WRF	GWR&IPR	SWA	0	0	0
Volusia	Holly Hill WRF	IND	AOF	0	0	0
Volusia	Holly Hill WRF	IND	ATP	0	0	0
Volusia	Holly Hill WRF	OTH	OTH	0	0	0
Volusia	Holly Hill WRF	PAA&LI	GCI	0.55	0.28	70
Volusia	Holly Hill WRF	PAA&LI	OPAA	0.05	0.02	76
Volusia	Holly Hill WRF	PAA&LI	RI	0	0	0
Volusia	Holly Hill WRF	TF	NA	0	0	0
Volusia	Holly Hill WRF	WL	NA	0	0	0
Volusia	New Smyrna Beach Water Reclamation Facility	OTH	OTH	1	0.11	13
Volusia	New Smyrna Beach Water Reclamation Facility	PAA&LI	GCI	1.98	0.33	591.5
Volusia	New Smyrna Beach Water Reclamation Facility	PAA&LI	RI	4.02	3.16	759
Volusia	Ormond Beach WWTF	PAA&LI	GCI	2.38	0.45	272
Volusia	Ormond Beach WWTF	PAA&LI	OPAA	1.38	0.15	574
Volusia	Ormond Beach WWTF	PAA&LI	RI	6.21	3.11	2,476
Volusia	Port Orange WWTF	AI	EC	0	0	0
Volusia	Port Orange WWTF	AI	OC	0	0	0

Florida Department of Environmental Protection
2021 Reuse Inventory

County	Reuse System Name	Reuse Type	Reuse Subtype	Capacity (mgd)	Flow (mgd)	Area (acres)
Volusia	Port Orange WWTF	FP	NA	0	0	0
Volusia	Port Orange WWTF	GWR&IPR	AF	0	0	0
Volusia	Port Orange WWTF	GWR&IPR	INJ	0	0	0
Volusia	Port Orange WWTF	GWR&IPR	RIB	0	0	0
Volusia	Port Orange WWTF	GWR&IPR	SWA	0	0	0
Volusia	Port Orange WWTF	IND	AOF	0	0	0
Volusia	Port Orange WWTF	IND	ATP	0	0	0
Volusia	Port Orange WWTF	OTH	OTH	0	0	0
Volusia	Port Orange WWTF	PAA&LI	GCI	1.8	0.55	200
Volusia	Port Orange WWTF	PAA&LI	OPAA	2.25	0.69	250
Volusia	Port Orange WWTF	PAA&LI	RI	8.25	4.94	1,800
Volusia	Port Orange WWTF	TF	NA	0	0	0
Volusia	Port Orange WWTF	WL	NA	0	0	0
Volusia	Tymber Creek WWTF	GWR&IPR	RIB	0.131	0.04	2.18
Volusia	VC/Halifax Plantation WWTF-8	GWR&IPR	RIB	0.3	0.17	3.38
Volusia	VC/Southeast WWTF-7	AI	EC	0.52	0.25	67
Volusia	VC/Southeast WWTF-7	IND	ATP	0	0.01	0
Volusia	VC/Southwest Regional WWTF-1	GWR&IPR	RIB	0.92	0.22	17.79
Volusia	VC/Southwest Regional WWTF-1	IND	ATP	0	0.12	0
Volusia	VC/Southwest Regional WWTF-1	PAA&LI	GCI	0.24	0	88
Volusia	VC/Southwest Regional WWTF-1	PAA&LI	RI	1.181	1.45	288.6
Volusia	VC/Southwest WWTF-2	AI	EC	0	0	0
Volusia	VC/Southwest WWTF-2	AI	OC	0	0	0
Volusia	VC/Southwest WWTF-2	FP	NA	0	0	0
Volusia	VC/Southwest WWTF-2	GWR&IPR	AF	0	0	0
Volusia	VC/Southwest WWTF-2	GWR&IPR	INJ	0	0	0
Volusia	VC/Southwest WWTF-2	GWR&IPR	RIB	0.77	0.13	5
Volusia	VC/Southwest WWTF-2	GWR&IPR	SWA	0	0	0
Volusia	VC/Southwest WWTF-2	IND	AOF	0	0	0
Volusia	VC/Southwest WWTF-2	IND	ATP	0	0.02	0

Florida Department of Environmental Protection
2021 Reuse Inventory

County	Reuse System Name	Reuse Type	Reuse Subtype	Capacity (mgd)	Flow (mgd)	Area (acres)
Volusia	VC/Southwest WWTF-2	OTH	OTH	0	0	0
Volusia	VC/Southwest WWTF-2	PAA&LI	GCI	0.206	0	65
Volusia	VC/Southwest WWTF-2	PAA&LI	OPAA	0	0	0
Volusia	VC/Southwest WWTF-2	PAA&LI	RI	0.6	0.13	0
Volusia	VC/Southwest WWTF-2	TF	NA	0	0	0
Volusia	VC/Southwest WWTF-2	WL	NA	0	0	0
Wakulla	St. Marks WWTF	IND	AOF	0.1	0.05	0
Wakulla	Wakulla County - Otter Creek WWTP	AI	OC	0.6	0.66	40
Wakulla	Winco Utilities, Inc. WWTP	AI	OC	0.495	0.28	64
Wakulla	Winco Utilities, Inc. WWTP	WL	NA	0	0	0
Walton	City of Defuniak Springs WWTP	AI	EC	0	0	0
Walton	City of Defuniak Springs WWTP	AI	OC	1.5	1.00	150
Walton	City of Defuniak Springs WWTP	FP	NA	0	0	0
Walton	City of Defuniak Springs WWTP	GWR&IPR	AF	0	0	0
Walton	City of Defuniak Springs WWTP	GWR&IPR	INJ	0	0	0
Walton	City of Defuniak Springs WWTP	GWR&IPR	RIB	0	0	0
Walton	City of Defuniak Springs WWTP	GWR&IPR	SWA	0	0	0
Walton	City of Defuniak Springs WWTP	IND	AOF	0	0	0
Walton	City of Defuniak Springs WWTP	IND	ATP	0	0	0
Walton	City of Defuniak Springs WWTP	OTH	OTH	0	0	0
Walton	City of Defuniak Springs WWTP	PAA&LI	GCI	0	0	0
Walton	City of Defuniak Springs WWTP	PAA&LI	OPAA	0	0	0
Walton	City of Defuniak Springs WWTP	PAA&LI	RI	0	0	0
Walton	City of Defuniak Springs WWTP	TF	NA	0	0	0
Walton	City of Defuniak Springs WWTP	WL	NA	0	0	0
Walton	City of Freeport WWTP	AI	EC	0	0	0
Walton	City of Freeport WWTP	AI	OC	0	0	0
Walton	City of Freeport WWTP	FP	NA	0	0	0
Walton	City of Freeport WWTP	GWR&IPR	AF	0	0	0
Walton	City of Freeport WWTP	GWR&IPR	INJ	0	0	0

Florida Department of Environmental Protection
2021 Reuse Inventory

County	Reuse System Name	Reuse Type	Reuse Subtype	Capacity (mgd)	Flow (mgd)	Area (acres)
Walton	City of Freeport WWTP	GWR&IPR	RIB	0.47	0.53	1.91
Walton	City of Freeport WWTP	GWR&IPR	SWA	0	0	0
Walton	City of Freeport WWTP	IND	AOF	0	0	0
Walton	City of Freeport WWTP	IND	ATP	0	0	0
Walton	City of Freeport WWTP	OTH	OTH	0	0	0
Walton	City of Freeport WWTP	PAA&LI	GCI	0	0	0
Walton	City of Freeport WWTP	PAA&LI	OPAA	0	0	0
Walton	City of Freeport WWTP	PAA&LI	RI	0	0	0
Walton	City of Freeport WWTP	TF	NA	0	0	0
Walton	City of Freeport WWTP	WL	NA	0	0	0
Walton	Point Washington WWTF	AI	OC	9.925	3.07	1,382
Walton	Sandestin WWTP	PAA&LI	GCI	1.087	0.14	258
Walton	Sandestin WWTP	PAA&LI	OPAA	0.458	0	59
Walton	Sandestin WWTP	PAA&LI	RI	1.712	0	720
Walton	Seacrest WWTF	GWR&IPR	RIB	1.1	0	20.9
Walton	Seacrest WWTF	PAA&LI	GCI	1.45	0.70	230
Walton	Seacrest WWTF	PAA&LI	OPAA	0.375	0	186
Walton	Seacrest WWTF	PAA&LI	RI	0.195	0	96
Walton	South Walton Utility Company WWTP	GWR&IPR	RIB	2.5	0.27	19.76
Walton	South Walton Utility Company WWTP	IND	ATP	0.36	0.02	6.43
Walton	South Walton Utility Company WWTP	OTH	OTH	1.35	0	0
Walton	South Walton Utility Company WWTP	PAA&LI	GCI	3.935	1.40	603.2
Walton	South Walton Utility Company WWTP	WL	NA	2	0	259.4
Walton	Walton Correctional Institution WWTP	AI	EC	0	0	0
Walton	Walton Correctional Institution WWTP	AI	OC	0	0	0
Walton	Walton Correctional Institution WWTP	FP	NA	0	0	0
Walton	Walton Correctional Institution WWTP	GWR&IPR	AF	0	0	0
Walton	Walton Correctional Institution WWTP	GWR&IPR	INJ	0	0	0
Walton	Walton Correctional Institution WWTP	GWR&IPR	RIB	0.225	0.18	5.89
Walton	Walton Correctional Institution WWTP	GWR&IPR	SWA	0	0	0

Florida Department of Environmental Protection
2021 Reuse Inventory

County	Reuse System Name	Reuse Type	Reuse Subtype	Capacity (mgd)	Flow (mgd)	Area (acres)
Walton	Walton Correctional Institution WWTP	IND	AOF	0	0	0
Walton	Walton Correctional Institution WWTP	IND	ATP	0	0	0
Walton	Walton Correctional Institution WWTP	OTH	OTH	0	0	0
Walton	Walton Correctional Institution WWTP	PAA&LI	GCI	0	0	0
Walton	Walton Correctional Institution WWTP	PAA&LI	OPAA	0	0	0
Walton	Walton Correctional Institution WWTP	PAA&LI	RI	0	0	0
Walton	Walton Correctional Institution WWTP	TF	NA	0	0	0
Walton	Walton Correctional Institution WWTP	WL	NA	0	0	0
Walton	Walton County Commerce Park at Mossy Head WWTF	GWR&IPR	AF	0.25	0.03	20
Washington	Chipley WWTP	AI	OC	0.115	0.04	40
Washington	Chipley WWTP	IND	ATP	0.1	0.02	2
Washington	Chipley WWTP	PAA&LI	GCI	0.35	0.60	72
Washington	Chipley WWTP	PAA&LI	OPAA	0.18	0.427	79
Washington	Northwest Florida Reception Center WWTF	GWR&IPR	RIB	0.465	0.241	3.3
Washington	City of Vernon WWTF	AI	OC	0.206	0.11	40

Appendix E. Public Access Reuse Customers and Cooling Towers

County	Reuse System Name	Residences	Golf Courses	Parks	Schools	Cooling Towers	Unique Uses
Alachua	City of Alachua AWRP	0	0	0	0	1	None
Alachua	GRU - Main Street WRF	0	0	1	0	1	Depot Park (restored brownfield area); Paynes Prairie Sheetflow Restoration (Environmental Restoration - wetland ecosystem restored/water quality to Alachua Sink and FL aquifer improved)
Alachua	Hawthorne WWTF	Not reported	Not reported	Not reported	Not reported	Not reported	Not reported
Alachua	High Springs WWTF	Not reported	Not reported	Not reported	Not reported	Not reported	Not reported
Alachua	Kanapaha WRF	1,576	1	1	0	0	Water Features at Kanapaha Botanical Gardens, Kanapaha Middle School, Veterans Park/Chapmans Trails; Infiltrating Wetlands and Hybrid RCW/Stormwater Systems
Alachua	Newberry WWTF	Not reported	Not reported	Not reported	Not reported	Not reported	Not reported
Alachua	University of Florida WWTF (FDOE)	0	1	0	1	1	Steam production at Duke Energy Cogeneration Facility
Baker	Baker Correctional Institution WWTF	0	0	0	0	0	Reclaimed water is used for laundry
Bay	Lynn Haven AWT	804	1	1	1	0	None
Bay	Military Point Regional AWT Facility	0	0	0	0	0	None
Bay	North Bay WWTF	Not reported	Not reported	Not reported	Not reported	Not reported	Not reported
Bay	Panama City Beach WWTP #1	1,669	0	3	2	0	None
Bradford	Florida State Prison WWTF	Not reported	Not reported	Not reported	Not reported	Not reported	Not reported
Bradford	Starke WWTF	Not reported	Not reported	Not reported	Not reported	Not reported	Not reported
Brevard	BCUD/North Regional/John D. Wright	224	1	0	0	0	None
Brevard	BCUD/Port St. John	0	0	0	0	0	None
Brevard	BCUD/South Beaches	890	1	0	0	0	None
Brevard	BCUD/South Central Regional	1,977	4	4	2	0	Decorative fountain
Brevard	BCUD/Sykes Creek Regional WWTF	1,226	1	1	0	0	Plant nursery
Brevard	Barefoot Bay Advanced WWTF	0	1	0	0	0	None
Brevard	Cape Canaveral Air Force Station Regional WWTF	Not reported	Not reported	Not reported	Not reported	Not reported	Not reported

Florida Department of Environmental Protection
2021 Reuse Inventory

County	Reuse System Name	Residences	Golf Courses	Parks	Schools	Cooling Towers	Unique Uses
Brevard	Cape Canaveral WRF	700	0	7	2	0	City of Cape Canaveral Storage; Port Canaveral Storage; Cocoa Beach Storage
Brevard	Cocoa Beach WRF	1,914	2	13	2	0	None
Brevard	Cocoa Water Reclamation Facility	2,069	1	16	7	0	None
Brevard	Melbourne/DB Lee WWTP	925	1	3	2	0	None
Brevard	Melbourne/Grant Street	2	1	3	0	0	None
Brevard	City of Rockledge	1,654	1	6	1	0	None
Brevard	Titusville North - Osprey	1,648	2	8	6	0	None
Brevard	West Melbourne/Ray Bullard	2,101	0	2	0	0	Reuse is used for in plant processes
Broward	Broward Co. North Regional WWTP	19	0	0	1	0	None
Broward	Hollywood Southern Regional WWTF	0	5	6	0	0	Roadway median strips within the city and city owned nursery
Broward	City of Miramar WWTF	2,054	0	12	6	0	Water fountain feature at the entrance to the City of Miramar's Wastewater Reclamation Facility
Broward	Plantation Regional WWTP	0	0	0	0	0	None
Broward	Pompano Beach Community Park Reuse City	1,039	2	5	2	0	The city obtained a variance from DEP on June 23, 2016 allowing reuse to be sprayed directly on edible crops that will not be peeled, skinned, cooked or thermally processed before consumption
Broward	Sunrise No. 3 WWTP (Sawgrass)	0	0	0	0	0	The water is used for plant service water within the wastewater treatment plant
Broward	Sunrise Southwest WWTP	Not reported	Not reported	Not reported	Not reported	Not reported	Not reported
Broward	Tindall Hammock Wastewater Treatment Facility	0	0	0	0	0	None
Broward	Town of Davie Water Reclamation Facility	0	1	0	1	0	None
Charlotte	Charlotte Correctional Institution WWTP	0	0	0	0	0	Toilet flushing
Charlotte	Charlotte County Utilities - Burnt Store WWTP	5	0	0	0	0	Beautification projects - plant beds at development entrances
Charlotte	Charlotte County Utilities - Eastport WWTP	1,625	10	5	0	0	Beautification projects - medians and plant bed at development entrances; concrete facilities
Charlotte	City of Punta Gorda WWTP	Not reported	Not reported	Not reported	Not reported	Not reported	Not reported
Charlotte	Englewood Water District WRF	2,704	3	2	1	0	Clay tennis courts re-watered underground; the Englewood Fire Department uses reclaimed water for training purposes at its fire academy

Florida Department of Environmental Protection
2021 Reuse Inventory

County	Reuse System Name	Residences	Golf Courses	Parks	Schools	Cooling Towers	Unique Uses
Charlotte	Englewood Water District WRF	2,704	3	2	1	0	Clay tennis courts re-watered underground; the Englewood Fire Department uses reclaimed water for training purposes at its fire academy
Charlotte	Riverwoods Utilities WWTP	1,324	1	0	0	0	None
Charlotte	Town and Country Utility Water Reclamation Facility	1,392	1	6	2	0	Reclaim water is used for fire protection, commercial and residual usage
Citrus	Beverly Hills WWTF	Not reported	Not reported	Not reported	Not reported	Not reported	Not reported
Citrus	Brentwood Regional WWTF	Not reported	Not reported	Not reported	Not reported	Not reported	Not reported
Citrus	City of Crystal River WWTF	0	0	0	0	0	None
Citrus	City of Inverness WWTF	0	1	0	0	0	None
Citrus	Meadowcrest WWTF	0	1	0	0	0	None
Citrus	Point O Woods	0	1	0	0	0	None
Citrus	Southwest Regional Water R. F. FKA Sugarmill Woods WWTF	Not reported	Not reported	Not reported	Not reported	Not reported	Not reported
Clay	Green Cove Springs - Harbor Road WWTF	0	1	0	0	0	None
Clay	Orange Park WWTF	Not reported	Not reported	Not reported	Not reported	Not reported	Not reported
Clay	Peter's Creek (FKA Green Cove West) WWTF	Not reported	Not reported	Not reported	Not reported	Not reported	Not reported
Clay	Spencer's Crossing WWTF	15,876	4	2	4	1	None
Collier	Ave Maria WWTP	2,320	0	3	2	0	NA
Collier	City of Naples Water Reclamation Facility	1,419	10	9	4	0	None
Collier	Collier County South County WRF	20,213	16	6	2	1	None
Collier	Everglades City WWTF	0	0	0	0	0	None
Collier	Golden Gate WWTP	Not reported	Not reported	Not reported	Not reported	Not reported	Not reported
Collier	Immokalee WWTP	Not reported	Not reported	Not reported	Not reported	Not reported	Not reported
Collier	Marco Island Utilities WWTP	0	3	3	2	0	None
Collier	NE Utilities WWTP	Not reported	Not reported	Not reported	Not reported	Not reported	Not reported
Columbia	Columbia Correctional Institution WWTF	0	0	0	0	0	Commercial inmate laundry
Desoto	Desoto County Regional WWTF	Not reported	Not reported	Not reported	Not reported	Not reported	Not reported
Desoto	William Tyson WWTP	8	1	1	0	0	None
Dixie	Cross City WWTF	Not reported	Not reported	Not reported	Not reported	Not reported	Not reported

Florida Department of Environmental Protection
2021 Reuse Inventory

County	Reuse System Name	Residences	Golf Courses	Parks	Schools	Cooling Towers	Unique Uses
Duval	Arlington East WWTF	20,991	8	3	4	0	None
Duval	Atlantic Beach WWTF	183	1	0	0	0	None
Duval	Baldwin WWTF	0	0	0	0	1	None
Duval	Buckman WWTF	0	0	0	0	0	None
Duval	District II WWTF	0	0	0	0	0	None
Duval	Jacksonville Beach WWTF	0	1	1	0	0	Landscaping of City O&M facility, PCP grounds, PCP Belt Press, city cemeteries, Police Department, golf course, South Beach Parkway, Jacksonville Drive and Beach Boulevard medians
Duval	Mandarin WRF	20,991	8	3	4	0	None
Duval	Normandy Village Utility Company WWTF	Not reported	Not reported	Not reported	Not reported	Not reported	Not reported
Duval	Southwest District WWTF	0	0	0	0	0	None
Duval	USN NAS Jacksonville WWTF	0	2	0	0	0	Spray field for reuse water
Escambia	ECUA - Bayou Marcus Water Reclamation Facility	Not reported	Not reported	Not reported	Not reported	Not reported	Not reported
Escambia	ECUA - Central Water Reclamation Facility	0	0	0	0	4	Cooling towers for power production and paper making machines
Escambia	ECUA - Pensacola Beach WRF	0	0	0	0	0	None
Flagler	City of Bunnell WWTF	376	1	0	0	0	None
Flagler	Dunes Community Development District WWTF	1,235	2	0	0	0	None
Flagler	Palm Coast WWTF #2	112	0	1	0	0	None
Flagler	Palm Coast WWTF	1,328	3	3	2	0	None
Flagler	Plantation Bay WWTF	0	1	0	0	0	None
Franklin	Apalachicola WWTF	0	0	15	0	0	None
Franklin	Kenneth B. Cope AWT Facility	0	1	1	0	0	None
Gadsden	Gadsden East WWTF	Not reported	Not reported	Not reported	Not reported	Not reported	Not reported
Gadsden	City of Gretna WWTP	Not reported	Not reported	Not reported	Not reported	Not reported	Not reported
Gadsden	Havana WWTF	0	0	0	0	0	Water is used for running the facility chlorination system
Gadsden	Quincy WWTP	Not reported	Not reported	Not reported	Not reported	Not reported	Not reported
Gilchrist	Lancaster Correctional Institution WWTF	Not reported	Not reported	Not reported	Not reported	Not reported	Not reported

Florida Department of Environmental Protection
2021 Reuse Inventory

County	Reuse System Name	Residences	Golf Courses	Parks	Schools	Cooling Towers	Unique Uses
Gilchrist	Trenton WWTF	Not reported	Not reported	Not reported	Not reported	Not reported	Not reported
Gulf	Gulf Correctional Institution WWTP	Not reported	Not reported	Not reported	Not reported	Not reported	Not reported
Gulf	City of Port St. Joe WWTF	Not reported	Not reported	Not reported	Not reported	Not reported	Not reported
Hamilton	Jennings WWTF	Not reported	Not reported	Not reported	Not reported	Not reported	Not reported
Hamilton	White Springs WWTF	Not reported	Not reported	Not reported	Not reported	Not reported	Not reported
Hardee	City of Bowling Green WWTF	Not reported	Not reported	Not reported	Not reported	Not reported	Not reported
Hardee	Hardee Correctional Institution	Not reported	Not reported	Not reported	Not reported	Not reported	Not reported
Hardee	City of Wauchula WWTF	0	0	0	0	0	None
Hardee	Wauchula Hills WWTP	0	0	0	0	0	None
Hardee	City of Zolfo Springs WWTF	Not reported	Not reported	Not reported	Not reported	Not reported	Not reported
Hendry	Port Labelle WWTP	Not reported	Not reported	Not reported	Not reported	Not reported	Not reported
Hernando	Glen Water Reclamation Facility	0	1	0	0	0	0
Hernando	Hernando County Airport WRF	Not reported	Not reported	Not reported	Not reported	Not reported	Not reported
Hernando	Ridge Manor Subregional WWTF	Not reported	Not reported	Not reported	Not reported	Not reported	Not reported
Hernando	Spring Hill WRF	0	4	0	0	0	0
Hernando	William S. Smith Water Reclamation Facility	215	1	0	0	0	None
Highlands	City of Avon Park WWTP	Not reported	Not reported	Not reported	Not reported	Not reported	Not reported
Highlands	City of Sebring Cemetery Road WWTP	Not reported	Not reported	Not reported	Not reported	Not reported	Not reported
Highlands	North Main Street WWTP	0	0	0	0	0	None
Highlands	Sun'N Lake of Sebring Unit 23 WWTP	Not reported	Not reported	Not reported	Not reported	Not reported	Not reported
Highlands	Tomoka Heights WWTP AKA Placid Utilities	Not reported	Not reported	Not reported	Not reported	Not reported	Not reported
Highlands	Western Blvd WWTP	Not reported	Not reported	Not reported	Not reported	Not reported	Not reported
Hillsborough	Country Meadows-Golden Lakes WWTP	0	1	0	0	0	Golf course
Hillsborough	Falkenburg Road AWTP	8,215	7	4	14	4	None
Hillsborough	Howard F. Curren AWTP	3,669	0	88	8	1	Landscape and dust control using trucked water, in-plant reuse and adjacent industrial anhydrous ammonia loading terminal that is returned and retreated for reuse again
Hillsborough	MacDill AFB WWTP	0	2	0	0	0	None

Florida Department of Environmental Protection
2021 Reuse Inventory

County	Reuse System Name	Residences	Golf Courses	Parks	Schools	Cooling Towers	Unique Uses
Hillsborough	Northwest Regional WRF	11,852	7	4	6	1	None
Hillsborough	Plant City WRF	14	0	7	2	0	Dust control on access road around the plant and facility; also, a contractor fill station for city permitted contractor use
Hillsborough	Rice Creek WWTF	Not reported	Not reported	Not reported	Not reported	Not reported	Not reported
Hillsborough	Riverside Club WWTP	Not reported	Not reported	Not reported	Not reported	Not reported	Not reported
Indian River	IRCUD/Central (Gifford) WWTF	0	8	0	0	0	Hydration of man-made wetlands
Jackson	Cottdale WWTP	Not reported	Not reported	Not reported	Not reported	Not reported	Not reported
Jackson	Jackson Correctional Institution WWTP	Not reported	Not reported	Not reported	Not reported	Not reported	Not reported
Jackson	City of Marianna WWTP	Not reported	Not reported	Not reported	Not reported	Not reported	Not reported
Jackson	Town of Sneads WWTF	0	0	0	0	0	None
Jackson	Town of Grand Ridge WWTF	Not reported	Not reported	Not reported	Not reported	Not reported	Not reported
Jefferson	Jefferson Correctional Institution WWTF	0	0	0	0	0	None
Jefferson	City of Monticello WWTP	Not reported	Not reported	Not reported	Not reported	Not reported	Not reported
Lafayette	Mayo Correctional Institution WWTF	Not reported	Not reported	Not reported	Not reported	Not reported	Not reported
Lake	Clerbrook RV Resorts	Not reported	Not reported	Not reported	Not reported	Not reported	Not reported
Lake	Clermont - East	7,125	2	1	0	0	None
Lake	Eustis Bates Avenue WWTF	565	2	4	0	0	None
Lake	Lady Lake WWTF	49	0	4	0	0	Town of Lady Lake has a reuse interconnect agreement with The Villages; the town shares reuse with The Villages and usage is recorded on the DMD report
Lake	Lake Correctional Institution	Not reported	Not reported	Not reported	Not reported	Not reported	Not reported
Lake	Lake Groves WWTF	697	0	0	0	0	None
Lake	Leesburg/Canal St. WWTF	2,523	1	0	0	0	None
Lake	Mid Florida Lakes WWTF	Not reported	Not reported	Not reported	Not reported	Not reported	Not reported
Lake	City of Minneola WWTF	0	0	0	0	0	0
Lake	Mt. Dora #1 WWTF	1,918	0	0	1	0	None
Lake	Pennbrooke Fairways	0	1	0	0	0	None
Lake	Pine Island	0	1	0	0	0	Golf course irrigation
Lake	Southlake Utilities WWTF	Not reported	Not reported	Not reported	Not reported	Not reported	Not reported

Florida Department of Environmental Protection
2021 Reuse Inventory

County	Reuse System Name	Residences	Golf Courses	Parks	Schools	Cooling Towers	Unique Uses
Lake	St. Johns River Utility WWTF (FKA Astor/Astor Park)	Not reported	Not reported	Not reported	Not reported	Not reported	Not reported
Lake	Tavares/Woodlea Road WWTF	610	0	0	0	0	Cemetery; Woodlea WRF
Lake	Villages WWTF	0	6	8	0	0	None
Lee	Bonita Springs Water Reclamation (West)	6,668	6	5	0	0	None
Lee	Citrus Park North	Not reported	Not reported	Not reported	Not reported	Not reported	Not reported
Lee	Cross Creek WWTF	0	1	0	0	0	None
Lee	Donax Water Reclamation Facility	13	3	1	1	0	None
Lee	Eagle Ridge WWTP	0	1	0	0	0	None
Lee	Everest Parkway WRF	52,340	0	25	11	0	None
Lee	Fiddlesticks Country Club	0	2	0	0	0	None
Lee	Forest Utilities WWTP	0	2	0	0	0	None
Lee	Fort Myers Beach WRF	0	4	3	0	0	None
Lee	Fort Myers Central AWWTF	0	3	2	0	3	None
Lee	Gasparilla Island Water Domestic DIW	0	1	0	0	0	None
Lee	Gateway Water Reclamation Facility	0	0	3	3	0	None
Lee	Lake Fairways WWTP	0	1	0	0	0	None
Lee	Lee County Utilities - Fiesta Village	0	4	1	1	0	None
Lee	Pine Island WRF	0	0	0	0	0	None
Lee	Three Oaks WWTF	0	6	2	1	0	None
Leon	Killlearn Lakes WWTP	Not reported	Not reported	Not reported	Not reported	Not reported	Not reported
Leon	Lake Jackson WWTP	Not reported	Not reported	Not reported	Not reported	Not reported	Not reported
Leon	Meadows-At-Woodrun WWTF	Not reported	Not reported	Not reported	Not reported	Not reported	Not reported
Leon	T. P. Smith Water Reclamation Facility	0	1	0	1	0	None
Levy	Cedar Key WRF	Not reported	Not reported	Not reported	Not reported	Not reported	Not reported
Levy	Chiefland WWTF	Not reported	Not reported	Not reported	Not reported	Not reported	Not reported
Liberty	Bristol WWTF	Not reported	Not reported	Not reported	Not reported	Not reported	Not reported
Liberty	Liberty Correctional Institution WWTP	Not reported	Not reported	Not reported	Not reported	Not reported	Not reported

Florida Department of Environmental Protection
2021 Reuse Inventory

County	Reuse System Name	Residences	Golf Courses	Parks	Schools	Cooling Towers	Unique Uses
Manatee	Braden River Utility	20,071	10	10	10	0	BRU is a wholesale purchaser and distributor of reclaimed water and does not own or operate any wastewater treatment facilities (or public water supply systems)
Manatee	City of Bradenton	0	1	0	1	0	None
Manatee	Manatee County Master Reuse System	15,156	7	18	7	0	None
Manatee	City of Palmetto WWTP	3,730	1	14	5	0	None
Marion	City of Belleview	0	2	0	0	0	None
Marion	City of Dunnellon WWTF	Not reported	Not reported	Not reported	Not reported	Not reported	Not reported
Marion	Juliette Falls WWTF	0	0	0	0	0	None
Marion	MCUD Stonecrest WWTF	0	1	0	0	0	None
Marion	MCUD/Oak Run	0	3	0	0	0	None
Marion	MCUD/Silver Springs Shores WRF	0	1	0	0	0	None
Marion	Marion Correctional Institute WWTF	0	0	0	0	0	None
Marion	Marion County - Northwest Regional WWTF	0	1	0	0	0	None
Marion	Ocala WRF #2	36	1	4	0	0	None
Marion	Ocala WRF #3	0	1	2	0	0	Reclaimed water is supplied to the City of Ocala Groundwater Recharge Wetlands Park
Marion	Rainbow Springs Fifth Replat WWTF	Not reported	Not reported	Not reported	Not reported	Not reported	Not reported
Martin	Indiantown Company WWTF	Not reported	Not reported	Not reported	Not reported	Not reported	Not reported
Martin	Martin County Tropical Farms WWTF	350	8	1	0	0	None
Martin	Martin County Utilities North WWTF	1,000	1	1	1	0	Pressurized reuse system
Martin	Sailfish Point WWTF	0	1	0	0	0	None
Martin	South Martin Regional Util. (FKA Hydratech) WWTF	75	4	0	1	0	0
Martin	City of Stuart	0	1	4	0	0	None
Miami-Dade	City of Homestead	Not reported	Not reported	Not reported	Not reported	Not reported	Not reported
Miami-Dade	MDWASA Central District WWTF	0	0	0	0	0	None
Miami-Dade	MDWASA South District WWTF	0	0	0	0	0	In-cogeneration engine cooling water, flushing, wash down, pump seal lubricant, and WWTP on-site irrigation

Florida Department of Environmental Protection
2021 Reuse Inventory

County	Reuse System Name	Residences	Golf Courses	Parks	Schools	Cooling Towers	Unique Uses
Miami-Dade	MDWASD North District WWTP	0	0	0	0	0	Flushing, wash down, pump seal lubricant and on-site irrigation
Monroe	Big Coppitt WWTP	135	0	0	0	0	None
Monroe	City of Marathon Area 3 WWTP	Not reported	Not reported	Not reported	Not reported	Not reported	Not reported
Monroe	City of Marathon Area 4 WWTP	Not reported	Not reported	Not reported	Not reported	Not reported	Not reported
Monroe	City of Marathon Area 5 Little Venice WWTP	Not reported	Not reported	Not reported	Not reported	Not reported	Not reported
Monroe	City of Marathon Area 7 WWTP	Not reported	Not reported	Not reported	Not reported	Not reported	Not reported
Monroe	Duck Key Wastewater Cooperative	220	0	0	0	0	0
Monroe	City of Key Colony Beach	0	1	3	0	0	City is permitted to use small tank to water remote parks
Monroe	Key West Resort Utility	0	1	1	0	0	None
Monroe	North Key Largo WWTP	0	3	0	0	0	None
Nassau	Hilliard WWTF	Not reported	Not reported	Not reported	Not reported	Not reported	Not reported
Nassau	Nassau Amelia Utilities WWTF	0	3	0	0	0	None
Nassau	Nassau Regional WWTF	0	2	0	0	0	None
Okaloosa	Arbennie Pritchett Water Reclamation Facility	0	1	0	0	0	None
Okaloosa	Crestview WWTP	Not reported	Not reported	Not reported	Not reported	Not reported	Not reported
Okaloosa	Fort Walton Beach General Reuse Service Area	0	1	0	0	0	Used to clean existing city pump station on occasion
Okaloosa	George F French Water Reclamation Facility	608	2	1	0	0	The Morgan Sports Center has both an above-ground irrigation system and a sub-surface disposal system
Okaloosa	Hurlburt Field AWTP	0	0	3	0	3	Reclaimed water is currently being utilized at the Hurlburt Field Fire Training Area for firefighting training purposes only
Okaloosa	Jerry D. Mitchem WRF at Bob Sikes Industrial Park	Not reported	Not reported	Not reported	Not reported	Not reported	Not reported
Okaloosa	Mary Esther WWTP	Not reported	Not reported	Not reported	Not reported	Not reported	Not reported
Okaloosa	NV Regional WWTF	441	0	2	1	0	None
Okaloosa	Okaloosa Correctional Institution WWTF	Not reported	Not reported	Not reported	Not reported	Not reported	Not reported
Okaloosa	Russell F. W. Stephenson WWTF	Not reported	Not reported	Not reported	Not reported	Not reported	Not reported
Okeechobee	Cemetery Road Wastewater Treatment Facility	Not reported	Not reported	Not reported	Not reported	Not reported	Not reported

Florida Department of Environmental Protection
2021 Reuse Inventory

County	Reuse System Name	Residences	Golf Courses	Parks	Schools	Cooling Towers	Unique Uses
Okeechobee	Okeechobee Correctional WWTF	Not reported	Not reported	Not reported	Not reported	Not reported	Not reported
Orange	Apopka WRF - Project Arrow	8,473	1	1	4	0	Northwest Reservoir provides the city with the ability to perform groundwater recharge activities when the levels rise above the pond liner
Orange	Conserv II Distribution Center	0	2	0	0	0	None
Orange	Fairways Country Club WWTF	0	1	0	0	0	None
Orange	Gulfstream Harbor WWTF	Not reported	Not reported	Not reported	Not reported	Not reported	Not reported
Orange	OCUD/Eastern Subregional WRF	13,970	1	24	12	4	Reclaimed water is supplied to Curtis Stanton Energy Center for use in hyperbolic cooling towers and turbines; also, as outfall from an engineered wetlands system
Orange	OCUD/Northwest Water Reclamation Facility	0	0	0	0	0	None; the Cities of Ocoee and Apopka have purview over information in their service area
Orange	OCUD/South WRF	17,779	14	94	12	0	Irrigation of a large theme park (Sea World of Orlando); reclaimed water is also provided to one of the largest reuse systems of its kind in the world (Water Conserv II)
Orange	Ocoee WWTF	Not reported	Not reported	Not reported	Not reported	Not reported	Not reported
Orange	Orlando - Conserv II WRF	653	1	25	3	3	None
Orange	Orlando/Conserv I WWTF	7,850	2	84	9	1	None
Orange	Reedy Creek Improvement District	0	4	0	0	6	Street and sidewalk wash down, vehicle and bus wash, construction dust control, process water at the treatment plant, tree farm irrigation
Orange	Rock Springs MHP WWTF	Not reported	Not reported	Not reported	Not reported	Not reported	Not reported
Orange	Wedgfield WWTF	0	1	0	0	0	None
Orange	Winter Garden WWTF	5,873	1	24	0	0	None
Orange	Winter Park Estates WWTF	0	2	1	1	0	Glen Haven Cemetery
Osceola	Good Samaritan Retirement Village WWTF	215	1	1	0	0	None
Osceola	St. Cloud Southside WRF	9,626	1	26	5	0	Screw press wash water and clarifier weir washer system for cleaning
Osceola	TWA - Harmony Community Dev. District WWTF	762	0	0	0	0	None
Osceola	TWA - Sandhill Road WWTF	3,043	1	0	0	0	None
Osceola	TWA - Camelot S/D WWTF	6,292	6	10	3	2	Reuse is transferred from TWA Poinciana Reuse System, listed under TWA Cypress West

Florida Department of Environmental Protection
2021 Reuse Inventory

County	Reuse System Name	Residences	Golf Courses	Parks	Schools	Cooling Towers	Unique Uses
Osceola	TWA - Cypress West	1,785	2	0	2	0	None
Osceola	TWA - Parkway WWTF	2,600	1	0	0	0	Two cemeteries
Palm Beach	City of Boca Raton WWTP	Not reported	Not reported	Not reported	Not reported	Not reported	Not reported
Palm Beach	Central Region Reclaimed Water Facility	7,294	1	0	1	0	None
Palm Beach	East Central Regional Water Reclamation Facility	0	0	1	0	3	Reclaimed water is supplied to West County Energy Center (FPL) concerning use for cooling towers; reclaimed water is also used to facilitate the Ballpark of the Palm Beaches irrigation
Palm Beach	Loxahatchee Env. Control Dist WWTP	5,858	12	14	3	0	Clarifier stilling well foam removal; process water; Roger Dean Stadium irrigation; community park; Busch Wildlife Sanctuary exhibit washdown water; Community fruit/veg garden Co-op
Palm Beach	Okeelanta Corporation	Not reported	Not reported	Not reported	Not reported	Not reported	Not reported
Palm Beach	Palm Beach County Southern Region Water Reclamation Facility	6,062	7	2	1	0	None
Palm Beach	Seacoast Utilities Authority PGA Regional WWTF	0	9	0	0	0	None
Palm Beach	South Central Regional WWTP	960	9	10	4	1	None
Palm Beach	Village of Wellington WWTP	0	0	8	0	0	None
Palm Beach	Western Region North WWTP	Not reported	Not reported	Not reported	Not reported	Not reported	Not reported
Palm Beach	Western Region WWTF	Not reported	Not reported	Not reported	Not reported	Not reported	Not reported
Pasco	Dade City WWTP	Not reported	Not reported	Not reported	Not reported	Not reported	Not reported
Pasco	Forest Lake Estates WWTP	Not reported	Not reported	Not reported	Not reported	Not reported	Not reported
Pasco	Jasmine Lakes WWTF	Not reported	Not reported	Not reported	Not reported	Not reported	Not reported
Pasco	New Port Richey City of WWTF	264	0	8	8	0	None
Pasco	Palm Terrace Gardens	Not reported	Not reported	Not reported	Not reported	Not reported	Not reported
Pasco	Pasco County Master Reuse System	Not reported	Not reported	Not reported	Not reported	Not reported	Not reported
Pasco	Seven Springs WWTF	2,388	1	3	4	0	Commercial irrigation customer - 62 customers
Pasco	Travelers Rest WWTF	Not reported	Not reported	Not reported	Not reported	Not reported	Not reported
Pasco	City of Zephyrhills WWTP	22	1	2	2	0	None
Pinellas	City of Clearwater Master Reuse System	6,342	6	15	13	1	None
Pinellas	City of Dunedin Mainland	3,599	3	61	5	0	213 commercial accounts

Florida Department of Environmental Protection
2021 Reuse Inventory

County	Reuse System Name	Residences	Golf Courses	Parks	Schools	Cooling Towers	Unique Uses
Pinellas	City of Largo	2,836	6	14	6	6	Cooling towers and biosolids facility
Pinellas	Mid-County WWTP	Not reported	Not reported	Not reported	Not reported	Not reported	Not reported
Pinellas	City of Oldsmar	1,726	0	8	1	0	City and state road medians, multi-family, commercial, and an ice-skating rink
Pinellas	South Cross Bayou WRF	22,212	7	84	7	0	Pinellas County and its wholesale customers: Cities of Pinellas Park, St. Petersburg Beach and South Pasadena
Pinellas	St. Petersburg Master Urban Reuse System	10,371	6	99	64	14	One site uses reclaimed water for non-contact cooling and returns that water to the SWWRF for reuse
Pinellas	City of Tarpon Springs	2,099	1	9	4	0	None
Pinellas	William E. Dunn WRF	6,331	11	1	11	0	The eleven golf courses are operated by five separate golf clubs
Polk	Auburndale Allred WWTP	0	0	0	0	1	Cooling towers for Duke power Ball field irrigation for Lake Myrtle Sports Complex
Polk	City of Bartow WRF	0	0	0	0	8	Duke Energy Hines Energy Complex
Polk	Cardinal Hill WWTF	Not reported	Not reported	Not reported	Not reported	Not reported	Not reported
Polk	Carefree RV Country Club	0	1	0	0	0	None
Polk	City of Auburndale Regional WWTF	0	0	1	0	0	None
Polk	City of Davenport WWTF	Not reported	Not reported	Not reported	Not reported	Not reported	Not reported
Polk	Cypress Lakes WWTP	0	2	0	0	0	None
Polk	Dundee Regional WWTF	Not reported	Not reported	Not reported	Not reported	Not reported	Not reported
Polk	Grenelefe Resort Center	Not reported	Not reported	Not reported	Not reported	Not reported	Not reported
Polk	Haines City WWTP	71	1	3	0	0	None
Polk	Haines City WWTP	71	1	3	0	0	Reuse is used in the processing of AA biosolids
Polk	City of Lake Alfred	Not reported	Not reported	Not reported	Not reported	Not reported	Not reported
Polk	City of Lake Wales WWTP	171	1	1	0	0	None
Polk	City of Lakeland - Glendale WRF	Not reported	Not reported	Not reported	Not reported	Not reported	Not reported
Polk	Northeast Regional WWTF	6,025	1	3	4	0	None
Polk	Northwest Regional WWTF	1,825	1	1	0	0	None
Polk	Outdoor Resorts at Orlando WWTF	Not reported	Not reported	Not reported	Not reported	Not reported	Not reported
Polk	Polk Correctional Institution	Not reported	Not reported	Not reported	Not reported	Not reported	Not reported

Florida Department of Environmental Protection
2021 Reuse Inventory

County	Reuse System Name	Residences	Golf Courses	Parks	Schools	Cooling Towers	Unique Uses
Polk	Southwest Regional WWTP	2,220	3	1	0	0	None
Polk	Sun Ray WWTP	Not reported	Not reported	Not reported	Not reported	Not reported	Not reported
Polk	Waverly WWTF	Not reported	Not reported	Not reported	Not reported	Not reported	Not reported
Polk	City of Winter Haven WWTP #2	1,613	2	3	1	0	None
Polk	City of Winter Haven WWTP#3	0	0	0	0	0	0
Putnam	Crescent City WWTF	Not reported	Not reported	Not reported	Not reported	Not reported	Not reported
Putnam	Palatka WWTF	0	1	0	0	0	None
Putnam	River Park MHP WWTF	0	1	0	0	0	None
Santa Rosa	Holley Wastewater Reclamation Facility	Not reported	Not reported	Not reported	Not reported	Not reported	Not reported
Santa Rosa	Holley-Navarre Wastewater Treatment Facility	0	1	0	0	0	None
Santa Rosa	Milton WWTF	0	0	0	0	0	Used at the facility for foam control on aeration basin and on clarifiers. Reuse is used during C.I.P process of centrifuge
Santa Rosa	Navarre Beach WWTP	Not reported	Not reported	Not reported	Not reported	Not reported	Not reported
Santa Rosa	Pace Water System WWTP	1,459	1	3	2	0	None
Santa Rosa	South Santa Rosa Utility System WWTF	1,085	1	2	1	0	None
Santa Rosa	Sundial Utilities WWTP	Not reported	Not reported	Not reported	Not reported	Not reported	Not reported
Sarasota	Camelot Lakes WWTP	0	0	1	0	0	None
Sarasota	City of Sarasota AWWTF	27	2	2	5	1	Braden River Utilities Lakewood Ranch - master agreement providing reclaimed water to development
Sarasota	City of North Port WWTP	1,357	1	8	0	0	One privately owned automatic car wash
Sarasota	Sarasota County North Master Reuse System	5,600	10	3	0	0	None
Sarasota	Sarasota County South Master Reuse System	218	7	0	0	0	None
Sarasota	Southwest WRF	0	0	0	0	0	NA
Sarasota	Venice Eastside WWTP	2,738	5	4	0	0	None
Seminole	Altamonte Springs Regional WRF	5,870	0	9	13	1	A-FIRST project provides reclaimed water to the City of Apopka through a pipeline from the City of Altamonte's reclaimed system
Seminole	Casselberry WRF	1,792	1	7	0	0	Irrigation of roadway medians, landscaped areas and a cemetery

Florida Department of Environmental Protection
2021 Reuse Inventory

County	Reuse System Name	Residences	Golf Courses	Parks	Schools	Cooling Towers	Unique Uses
Seminole	Chuluota WWTF	100	0	0	0	0	None
Seminole	Orlando/Iron Bridge Regional WRF	Not reported	Not reported	Not reported	Not reported	Not reported	Not reported
Seminole	Oviedo WRF	3,507	1	15	4	0	None
Seminole	Palm Valley MHP WWTF	0	1	0	0	0	None
Seminole	SCES - Northwest Regional	2,460	1	1	6	0	None
Seminole	SCES/Greenwood Lakes WRF	0	0	0	0	0	Car wash
Seminole	Sanford/North WWTF	4,387	2	15	6	1	None
Seminole	Wekiva Hunt Club WRF	106	1	0	0	0	Supplies supplemental reuse to the City of Apopka
Seminole	Winter Springs - East WWTF	726	1	2	0	0	None
Seminole	Winter Springs/West	1,054	0	3	4	0	None
St. Johns	Anastasia Island WWTF	224	1	0	0	0	None
St. Johns	Blacks Ford WRF	20,991	8	3	4	0	None
St. Johns	Julington Creek WRF	20,991	8	3	4	0	None
St. Johns	Marsh Landing WWTF	0	3	0	0	0	None
St. Johns	Northwest Wastewater Treatment Plant	1,380	2	0	0	0	None
St. Johns	Players Club South WWTF	0	2	0	0	0	None
St. Johns	Ponce De Leon WWTF	Not reported	Not reported	Not reported	Not reported	Not reported	Not reported
St. Johns	Ponte Vedra WRF	0	1	0	0	0	None
St. Johns	Sawgrass WWTF	0	1	0	0	0	None
St. Johns	St. Augustine WWTF No 1	0	0	0	0	0	None
St. Johns	State Road 207 WWTF	0	1	0	0	0	None
St. Lucie	Fort Pierce Utility Authority--WWTF	Not reported	Not reported	Not reported	Not reported	Not reported	Not reported
St. Lucie	Harbour Ridge Wastewater Treatment Facility	0	2	0	0	0	None
St. Lucie	Island Dunes Country Club WWTF	0	1	0	0	0	None
St. Lucie	Meadowood Community Association Inc. WWTF	0	1	0	0	0	Three rapid rate/infiltration ponds
St. Lucie	Port St. Lucie Utility Westport WWTF	1,850	4	0	0	0	None
St. Lucie	SLCUD South Hutchinson Island Water Reclamation Facility	74	0	0	0	0	None

Florida Department of Environmental Protection
2021 Reuse Inventory

County	Reuse System Name	Residences	Golf Courses	Parks	Schools	Cooling Towers	Unique Uses
St. Lucie	Savanna Club WWTF	Not reported	Not reported	Not reported	Not reported	Not reported	Not reported
St. Lucie	SLCU North Hutchinson Island WWTF	138	0	1	0	0	Dune line restoration
St. Lucie	Spanish Lakes Country Club	Not reported	Not reported	Not reported	Not reported	Not reported	Not reported
St. Lucie	St. Lucie County Utilities Holiday Pines WWTF	0	1	0	0	0	None
St. Lucie	St. Lucie West Services District	5,162	3	9	10	0	None
Sumter	City of Bushnell - David Hanson WWTF	Not reported	Not reported	Not reported	Not reported	Not reported	Not reported
Sumter	Central Sumter Utility Company WWTF	Not reported	Not reported	Not reported	Not reported	Not reported	Not reported
Sumter	Little Sumter Utility Co WWTF	0	8	7	0	0	None
Sumter	North Sumter Utility Company Master Reuse System	0	15	0	0	0	None
Sumter	North Sumter Utility Company WWTF	Not reported	Not reported	Not reported	Not reported	Not reported	Not reported
Sumter	South Sumter Utility Company Master Reuse	0	3	4	0	0	None
Sumter	Sumter Correctional Institution WWTF	0	0	0	0	0	Nation Cemetery
Suwannee	Advent Christian Village WWTF	Not reported	Not reported	Not reported	Not reported	Not reported	Not reported
Suwannee	Live Oak WWTF	0	1	1	0	0	None
Taylor	Perry WWTF	0	0	0	0	3	None
Taylor	Taylor Correctional Institution WWTF	Not reported	Not reported	Not reported	Not reported	Not reported	Not reported
Union	City of Lake Butler WWTF	Not reported	Not reported	Not reported	Not reported	Not reported	Not reported
Volusia	Deland/Wiley M. Nash Water Reclamation Facility	4,350	1	7	3	0	None
Volusia	Deltona Lakes	905	1	1	1	0	None
Volusia	City of Edgewater	3,252	0	1	0	0	None
Volusia	Holly Hill WRF	0	1	0	1	0	None
Volusia	New Smyrna Beach Water Reclamation Facility	3,451	5	6	0	0	No
Volusia	Ormond Beach WWTF	3,124	2	7	3	0	None
Volusia	Port Orange WWTF	7,943	2	4	7	0	None
Volusia	Tymber Creek WWTF	Not reported	Not reported	Not reported	Not reported	Not reported	Not reported

Florida Department of Environmental Protection
2021 Reuse Inventory

County	Reuse System Name	Residences	Golf Courses	Parks	Schools	Cooling Towers	Unique Uses
Volusia	VC/ Halifax Plantation WWTF-8	Not reported	Not reported	Not reported	Not reported	Not reported	Not reported
Volusia	VC/Southeast WWTF-7	0	0	0	0	0	None
Volusia	VC/Southwest Regional WWTF-1	1,889	1	0	0	0	None
Volusia	VC/Southwest WWTF-2	203	1	1	1	0	None
Wakulla	St. Marks WWTF	0	0	0	0	1	Typical cooling tower at Purdom Station Generating Cooling Tower Unit 8
Wakulla	Wakulla County - Otter Creek WWTP	Not reported	Not reported	Not reported	Not reported	Not reported	Not reported
Wakulla	Winco Utilities, Inc. WWTP	Not reported	Not reported	Not reported	Not reported	Not reported	Not reported
Walton	City of Defuniak Springs WWTP	Not reported	Not reported	Not reported	Not reported	Not reported	Not reported
Walton	City of Freeport WWTP	Not reported	Not reported	Not reported	Not reported	Not reported	Not reported
Walton	Point Washington WWTF	Not reported	Not reported	Not reported	Not reported	Not reported	Not reported
Walton	Sandestin WWTP	0	4	0	0	0	None
Walton	Seacrest WWTF	0	2	1	1	0	None
Walton	South Walton Utility Company WWTP	0	4	0	0	0	None
Walton	Walton Correctional Institution WWTP	Not reported	Not reported	Not reported	Not reported	Not reported	Not reported
Walton	Walton County Commerce Park at Mossy Head WWTF	Not reported	Not reported	Not reported	Not reported	Not reported	Not reported
Washington	Chipley WWTP	0	1	0	0	0	None
Washington	Northwest Florida Reception Center WWTF	Not reported	Not reported	Not reported	Not reported	Not reported	Not reported
Washington	City of Vernon WWTF	Not reported	Not reported	Not reported	Not reported	Not reported	Not reported

Appendix F. Domestic Wastewater Treatment Facilities (0.1 mgd and greater) with No Reuse or Effluent Disposal

DEP District Office	Water Management District	County	Facility Name*	Facility ID	Capacity (mgd)	Flow (mgd)
NWD	NFWWMD	Okaloosa	Hurlburt Field AWTP	FL0003174	1	0.487
CD	SJRWMD	Volusia	Deland/Wiley M. Nash Water Reclamation Facility	FL0020303	6	0.13
CD	SJRWMD	Volusia	Ormond Beach WWTF	FL0020532	6	1.32
SWD	SWFWMD	Hillsborough	Howard F. Curren AWTP	FL0020940	96	55.41
CD	SJRWMD	Brevard	Cocoa Beach WRF	FL0021105	2	0.896
SD	SFWMD	Lee	Fort Myers Central AWWTF	FL0021261	11	4.05
SWD	SWFWMD	Manatee	City of Bradenton WWTP	FL0021369	6	3.195
CD	SJRWMD	Brevard	Cocoa Water Reclamation Facility	FL0021521	0.048	0.048
CD	SJRWMD	Brevard	City of Rockledge	FL0021571	4.5	0.89
NWD	NFWWMD	Santa Rosa	Milton WWTF	FL0021903	2.5	1.823
NED	SJRWMD	St. Johns	St. Augustine WWTF No 1	FL0021938	4.95	4.075
NED	SJRWMD	Clay	Orange Park WWTF	FL0023922	2.5	0.897
NWD	NFWWMD	Santa Rosa	Navarre Beach WWTP	FL0023981	0.9	0.33
SED	SFWMD	Miami-Dade	MDWASA Central District WWTF	FL0024805	39.8	33.17
SED	SFWMD	Miami-Dade	MDWASA Central District WWTF	FL0024805	143	89.15
NED	SJRWMD	Duval	Buckman WWTF	FL0026000	52.5	27.178
SED	SFWMD	Broward	Hollywood Southern Regional WWTF	FL0026255	37.2	11.48
SED	SFWMD	Broward	Hollywood Southern Regional WWTF	FL0026255	48.75	31.89
NED	SJRWMD	Duval	Southwest District WWTF	FL0026468	14	12.35
SWD	SWFWMD	Hillsborough	Plant City WRF	FL0026557	6	4.35

Florida Department of Environmental Protection
2021 Reuse Inventory

DEP District Office	Water Management District	County	Facility Name*	Facility ID	Capacity (mgd)	Flow (mgd)
SWD	SWFWMD	Pinellas	City of Largo	FL0026603	15	6.71
SED	SFWMD	St. Lucie	Fort Pierce Utility Authority WWTF	FL0027278	14.92	4.57
SD	SWFWMD	Desoto	William Tyson WWTP	FL0027511	2	0.732
CD	SJRWMD	Volusia	Holly Hill WRF	FL0027677	2.4	1.7
NED	SJRWMD	Duval	Baldwin WWTF	FL0027812	0.4	0.192
NWD	NFWWMD	Gadsden	Quincy WWTP	FL0029033	1.5	1.030
SD	SFWMD	Lee	Everest Parkway WRF	FL0030007	13.05	0.1343
SWD	SWFWMD	Pinellas	Mid-County WWTP	FL0034789	0.9	0.8610
SED	SFWMD	Palm Beach	South Central Regional WWTP	FL0035980	240	1.78
SED	SFWMD	Palm Beach	South Central Regional WWTP	FL0035980	18.65	10.33
SWD	SWFWMD	Polk	City of Winter Haven WWTP #3	FL0036048	7.5	3.9
CD	SFWMD	Orange	Orlando/Iron Bridge Regional WRF	FL0037966	28	2.78
NED	SJRWMD	Duval	Atlantic Beach WWTF	FL0038776	3.5	1.871
SWD	SWFWMD	Polk	City of Lakeland Glendale WRF	FL0039772	20	4.456
SD	SFWMD	Lee	Lee County Utilities - Fiesta Village	FL0039829	5	0.917
SWD	SWFWMD	Pinellas	South Cross Bayou WRF	FL0040436	20	10.53
SWD	SWFWMD	Hillsborough	Falkenburg Road AWTP	FL0040614	19	8.04
CD	SJRWMD	Brevard	BCUD/South Beaches	FL0040622	9	4.187
SWD	SWFWMD	Hillsborough	Northwest Regional WRF	FL0041670	21	7.45

Florida Department of Environmental Protection
2021 Reuse Inventory

DEP District Office	Water Management District	County	Facility Name*	Facility ID	Capacity (mgd)	Flow (mgd)
NWD	NFWWMD	Bay	Military Point Regional AWT Facility	FL0167959	7	4.2
NWD	NFWWMD	Bay	Lynn Haven AWTF	FL0169978	2.5	1.505
NED	SJRWMD	Duval	Blacks Ford WRF	FL0174441	6	1.1
SD	SWFWMD	Charlotte	Riverwoods Utilities WWTP	FLA014060	0.499	0.02
SD	SWFWMD	Charlotte	Charlotte County Utilities - Burnt Store WWTP	FLA014083	3.444	0.256
SD	SFWMD	Collier	Immokalee WWTP	FLA014132	4.867	1.82
SD	SFWMD	Monroe	City of Key Colony Beach	FLA014720	0.34	0.174
SD	SFWMD	Monroe	North Key Largo WWTP	FLA015009	0.499	0.199
SED	SFWMD	Palm Beach	Western Region WWTF	FLA027740	10.2	2.995
SED	SFWMD	Broward	Plantation Regional WWTP	FLA040401	24	11.658
SED	SFWMD	Palm Beach	East Central Regional Water Reclamation Facility	FLA041360	70	30.19
SED	SFWMD	Martin	City of Stuart	FLA041459	13.5	1.8
SED	SFWMD	Miami-Dade	MDWASA South District WWTF	FLA042137	112.5	94.1
SED	SFWMD	Palm Beach	Village of Wellington WWTP	FLA042595	6.5	3.56
SED	SFWMD	Broward	Sunrise No. 3 WWTP (Sawgrass)	FLA042641	55.95	13.34

*Florida Department of Environmental Protection
2021 Reuse Inventory*

DEP District Office	Water Management District	County	Facility Name*	Facility ID	Capacity (mgd)	Flow (mgd)
CD	SJRWMD	Brevard	BCUD/Sykes Creek Regional WWTF	FLA102695	16.3	1.683
SD	SFWMD	Charlotte	City of Punta Gorda WWTP	FLA118371	4	2.686
SED	SFWMD	Palm Beach	Western Region North WWTP	FLA136778	4	0.987

Note:

* These are facilities with permitted capacities 0.1 mgd or greater that are not otherwise in the reuse inventory because they do not provide reuse per Chapter 62-610, F.A.C.

Appendix G. Cross-Connection Control Activities

Facility ID	Reuse System Name	Enforced Cross-Connection Control Program?	Accepted Cross-Connection Control Program?	Number of Cross-Connections Reported	Number of Cross-Connections Eliminated	Number of New Connections	Number of New Connections Inspected	Inspection Frequency	Non-residential Inspection Frequency	Existing Connections Inspected
FL0000957	USN NAS Jacksonville WWTF	Y	Y	0	0	0	0	Not inspected	As needed	1
FL0003174	Hurlburt Field AWWTP	Y	Y	0	0	0	0	Not inspected	As needed	0
FL0020109	Winter Garden WWTF	Y	Y	0	0	611	611	Yearly	Yearly	5,262
FL0020141	Sanford/North WWTF	Y	Y	0	0	534	534	2 years	2 years	2,162
FL0020231	Jacksonville Beach WWTF	Y	Y	0	0	0	0	As needed	As needed	0
FL0020303	Deland/Wiley M. Nash Water Reclamation Facility	Y	Y	0	0	369	369	Yearly	Yearly	3,981
FL0020401	City of Palmetto WWTP	Y	Y	1	1	18	18	10% annually	10% annually	66
FL0020532	Ormond Beach WWTF	Y	Y	0	0	152	152	As needed	As needed	100
FL0020541	Cape Canaveral WRF	Y	Y	0	0	3	3	2 years	2 years	450
FL0020559	Port Orange WWTF	Y	Y	0	0	26	26	Yearly	Yearly	7,917
FL0020907	City of Bunnell WWTF	Y	Y	0	0	133	133	As needed	Monthly	130
FL0020915	Green Cove Springs - Harbor Road WWTF	Y	Y	0	0	0	0	Monthly	As needed	1
FL0020940	Howard F. Curren AWWTP	Y	Y	0	0	88	88	As needed	As needed	0
FL0021105	Cocoa Beach WRF	Y	Y	0	0	10	10	As needed	As needed	0
FL0021261	Fort Myers Central AWWTF	Y	Y	0	0	0	0	Not inspected	20% annually	9
FL0021326	City of Dunedin Mainland	Y	Y	0	0	166	166	Yearly	Yearly	3,813
FL0021369	City of Bradenton WWTP	Y	Y	0	0	0	0	Yearly	Yearly	19

Florida Department of Environmental Protection
2021 Reuse Inventory

Facility ID	Reuse System Name	Enforced Cross-Connection Control Program?	Accepted Cross-Connection Control Program?	Number of Cross-Connections Reported	Number of Cross-Connections Eliminated	Number of New Connections	Number of New Connections Inspected	Inspection Frequency	Non-residential Inspection Frequency	Existing Connections Inspected
FL0021431	City of Edgewater	Y	Y	0	0	68	68	Yearly	Yearly	455
FL0021466	Auburndale Allred WWTP	Y	Y	0	0	1	1	Not inspected	Yearly	2
FL0021512	Panama City Beach WWTP #1	Y	Y	0	0	132	132	Yearly	Yearly	2,014
FL0021521	Cocoa Water Reclamation Facility	Y	Y	0	0	61	61	2 years	2 years	1,050
FL0021571	City of Rockledge	Y	Y	0	0	19	19	As needed	As needed	503
FL0021610	Crescent City WWTF	Not reported	Not reported	Not reported	Not reported	Not reported	Not reported	Not reported	Not reported	Not reported
FL0021903	Milton WWTF	Not reported	Not reported	Not reported	Not reported	Not reported	Not reported	Not reported	Not reported	Not reported
FL0021938	St. Augustine WWTF No. 1	Not reported	Not reported	Not reported	Not reported	Not reported	Not reported	Not reported	Not reported	Not reported
FL0023493	Mandarin WRF	Y	Y	0	0	2,771	2,771	5 years	5 years	1,216
FL0023922	Orange Park WWTF	Not reported	Not reported	Not reported	Not reported	Not reported	Not reported	Not reported	Not reported	Not reported
FL0023981	Navarre Beach WWTP	Not reported	Not reported	Not reported	Not reported	Not reported	Not reported	Not reported	Not reported	Not reported
FL0024007	ECUA - Pensacola Beach WRF	Y	Y	0	0	0	0	Not inspected	As needed	0
FL0024805	MDWASA Central District WWTF	Not reported	Not reported	Not reported	Not reported	Not reported	Not reported	Not reported	Not reported	Not reported
FL0026000	Buckman WWTF	Not reported	Not reported	Not reported	Not reported	Not reported	Not reported	Not reported	Not reported	Not reported
FL0026255	Hollywood Southern Regional WWTF	Y	Y	0	0	0	0	Not inspected	Yearly	20
FL0026271	City of Naples Water Reclamation Facility	Y	Y	0	0	41	41	As needed	As needed	57
FL0026344	City of Boca Raton WWTP	Not reported	Not reported	Not reported	Not reported	Not reported	Not reported	Not reported	Not reported	Not reported
FL0026387	Perry WWTF	Not reported	Not reported	Not reported	Not reported	Not reported	Not reported	Not reported	Not reported	Not reported
FL0026441	Arlington East WWTF	Y	Y	0	0	2,771	2,771	5 years	5 years	1,216
FL0026450	District II WWTF	Not reported	Not reported	Not reported	Not reported	Not reported	Not reported	Not reported	Not reported	Not reported

Florida Department of Environmental Protection
2021 Reuse Inventory

Facility ID	Reuse System Name	Enforced Cross-Connection Control Program?	Accepted Cross-Connection Control Program?	Number of Cross-Connections Reported	Number of Cross-Connections Eliminated	Number of New Connections	Number of New Connections Inspected	Inspection Frequency	Non-residential Inspection Frequency	Existing Connections Inspected
FL0026468	Southwest District WWTF	Not reported	Not reported	Not reported	Not reported	Not reported	Not reported	Not reported	Not reported	Not reported
FL0026557	Plant City WRF	Y	Y	0	0	3	2	As needed	As needed	0
FL0026603	City of Largo	Y	Y	0	0	32	32	2 years	Yearly	150
FL0027251	GRU - Main Street WRF	Y	Y	0	0	0	0	As needed	As needed	0
FL0027278	Fort Pierce Utility Authority--WWTF	Not reported	Not reported	Not reported	Not reported	Not reported	Not reported	Not reported	Not reported	Not reported
FL0027511	William Tyson WWTP	Y	Y	0	0	0	0	Weekly	Weekly	0
FL0027651	City of Oldsmar	Y	Y	0	0	3	3	Yearly	Yearly	1,882
FL0027677	Holly Hill WRF	Y	Y	0	0	1	1	Not inspected	Yearly	4
FL0027812	Baldwin WWTF	Not reported	Not reported	Not reported	Not reported	Not reported	Not reported	Not reported	Not reported	Not reported
FL0027839	City of Monticello WWTP	Not reported	Not reported	Not reported	Not reported	Not reported	Not reported	Not reported	Not reported	Not reported
FL0028126	Starke WWTF	Not reported	Not reported	Not reported	Not reported	Not reported	Not reported	Not reported	Not reported	Not reported
FL0029033	Quincy WWTP	Not reported	Not reported	Not reported	Not reported	Not reported	Not reported	Not reported	Not reported	Not reported
FL0030007	Everest Parkway WRF	Y	Y	6	6	2,271	2,271	Not inspected	Not inspected	0
FL0030406	City of Tarpon Springs	Y	Y	0	0	30	30	Yearly	Yearly	192
FL0031216	Cedar Key WRF	Not reported	Not reported	Not reported	Not reported	Not reported	Not reported	Not reported	Not reported	Not reported
FL0031771	Broward Co. North Regional WWTP	Y	Y	0	0	3	2	As needed	Yearly	5
FL0031801	ECUA - Bayou Marcus Water Reclamation Facility	Not reported	Not reported	Not reported	Not reported	Not reported	Not reported	Not reported	Not reported	Not reported
FL0032182	MDWASD North District WWTP	Not reported	Not reported	Not reported	Not reported	Not reported	Not reported	Not reported	Not reported	Not reported
FL0033251	Altamonte Springs Regional WRF	Y	Y	5	5	0	0	5 years	Not inspected	1,035
FL0034649	Loxahatchee Env. Control Dist WWTP	Y	Y	0	0	0	0	8 years	Not inspected	787
FL0034789	Mid-County WWTP	Not reported	Not reported	Not reported	Not reported	Not reported	Not reported	Not reported	Not reported	Not reported

Florida Department of Environmental Protection
2021 Reuse Inventory

Facility ID	Reuse System Name	Enforced Cross-Connection Control Program?	Accepted Cross-Connection Control Program?	Number of Cross-Connections Reported	Number of Cross-Connections Eliminated	Number of New Connections	Number of New Connections Inspected	Inspection Frequency	Non-residential Inspection Frequency	Existing Connections Inspected
FL0035980	South Central Regional WWTP	Y	Y	0	0	0	0	20% annually	20% annually	3,869
FL0036048	City of Winter Haven WWTP#3	Y	Y	0	0	0	0	Yearly	Yearly	0
FL0036251	Wekiva Hunt Club WRF	Y	Y	0	0	0	0	Yearly	Yearly	106
FL0037966	Orlando/Iron Bridge Regional WRF	Not reported	Not reported	Not reported	Not reported	Not reported	Not reported	Not reported	Not reported	Not reported
FL0038768	Seacoast Utilities Authority PGA Regional WWTF	Y	Y	0	0	0	0	As needed	Weekly	32
FL0038776	Atlantic Beach WWTF	Y	Y	0	0	0	0	Initial connection	Initial connection	0
FL0038831	Anastasia Island WWTF	Y	Y	0	0	47	47	Initial connection	6 months	53
FL0038849	OCUD/Eastern Subregional WRF	Y	Y	0	0	375	375	Initial, every 6 years	Initial, every 6 years	2
FL0039772	City of Lakeland - Glendale WRF	Not reported	Not reported	Not reported	Not reported	Not reported	Not reported	Not reported	Not reported	Not reported
FL0039829	Lee County Utilities - Fiesta Village	Y	Y	0	0	0	0	Initial connection	Quarterly	11
FL0040061	Palatka WWTF	Y	Y	0	0	0	0	As needed	As needed	2
FL0040291	Charlotte County Utilities - Eastport WWTP	Y	Y	0	0	2	2	Yearly	Weekly	4,360
FL0040436	South Cross Bayou WRF	Y	Y	1	1	201	201	As needed	As needed	411
FL0040614	Falkenburg Road AWWTP	Y	Y	0	0	993	993	2 years	Yearly	0
FL0040622	BCUD/South Beaches	Y	Y	0	0	0	0	As needed	As needed	0
FL0040771	City of Sarasota AWWTF	Y	Y	0	0	4	4	Yearly	Yearly	484
FL0041122	Melbourne/Grant Street	Y	Y	0	0	0	0	8 years	8 years	0
FL0041424	Palm Beach County Southern Region Water Reclamation Facility	Y	Y	0	0	0	0	Yearly	Yearly	0

Florida Department of Environmental Protection
2021 Reuse Inventory

Facility ID	Reuse System Name	Enforced Cross-Connection Control Program?	Accepted Cross-Connection Control Program?	Number of Cross-Connections Reported	Number of Cross-Connections Eliminated	Number of New Connections	Number of New Connections Inspected	Inspection Frequency	Non-residential Inspection Frequency	Existing Connections Inspected
FL0041441	Venice Eastside WWTP	Y	Y	1	1	10	10	Yearly	Yearly	2,728
FL0041670	Northwest Regional WRF	Y	Y	0	0	138	138	2 years	Yearly	0
FL0042293	Barefoot Bay Advanced WWTF	Y	Y	0	0	0	0	As needed	Daily	0
FL0043079	Hilliard WWTF	Not reported	Not reported	Not reported	Not reported	Not reported	Not reported	Not reported	Not reported	Not reported
FL0043214	Martin County Tropical Farms WWTF	Y	Y	0	0	1	1	Daily	Weekly	10
FL0043591	Julington Creek WRF	Y	Y	0	0	2,771	2,771	5 years	5 years	1,216
FL0044245	Players Club South WWTF	Y	Y	0	0	0	0	Not inspected	Monthly	0
FL0044253	Marsh Landing WWTF	Y	Y	0	0	0	0	Not inspected	Not inspected	0
FL0102202	Pace Water System WWTP	Y	Y	0	0	110	110	Initial connection	Initial connection	0
FL0102482	South Walton Utility Company WWTP	Y	Y	0	0	0	0	Not inspected	Quarterly	17
FL0102679	BCUD/South Central Regional	Y	Y	0	0	343	343	10% annually	10% annually	32
FL0102920	Cape Canaveral Air Force Station Regional WWTF	Not reported	Not reported	Not reported	Not reported	Not reported	Not reported	Not reported	Not reported	Not reported
FL0103268	Titusville North - Osprey	Y	Y	0	0	50	50	As needed	As needed	6
FL0112895	Kanapaha WRF	Y	Y	0	0	96	96	As needed	As needed	0
FL0116009	Palm Coast WWTF	Y	Y	0	0	309	309	Yearly	Yearly	1,019
FL0116793	Nassau Regional WWTF	Y	Y	0	0	0	0	Yearly	Yearly	0
FL0117471	State Road 207 WWTF	Y	Y	0	0	0	0	Not inspected	6 months	0
FL0117897	Sawgrass WWTF	Y	Y	0	0	0	0	Not inspected	Monthly	0
FL0117951	Ponte Vedra WRF	Y	Y	0	0	0	0	Unknown	Unknown	0
FL0122076	Rice Creek WWTF	Not reported	Not reported	Not reported	Not reported	Not reported	Not reported	Not reported	Not reported	Not reported

Florida Department of Environmental Protection
2021 Reuse Inventory

Facility ID	Reuse System Name	Enforced Cross-Connection Control Program?	Accepted Cross-Connection Control Program?	Number of Cross-Connections Reported	Number of Cross-Connections Eliminated	Number of New Connections	Number of New Connections Inspected	Inspection Frequency	Non-residential Inspection Frequency	Existing Connections Inspected
FL0127434	City of New Port Richey WWTF	Y	Y	1	1	22	22	As needed	As needed	1
FL0128775	William E. Dunn WRF	Y	Y	0	0	92	92	As needed	As needed	54
FL0139475	SLCUD South Hutchinson Island Water Reclamation Facility	Y	Y	0	0	0	0	Monthly	Not inspected	12
FL0141356	Collier County South County WRF	Y	Y	0	0	0	0	5 years	5 years	0
FL0167959	Military Point Regional AWT Facility	Y	N	0	0	0	0	Not inspected	Yearly	0
FL0169978	Lynn Haven AWTF	Y	Y	0	0	6	6	As needed	As needed	157
FL0172090	New Smyrna Beach Water Reclamation Facility	Y	Y	0	0	360	360	2 years	Yearly	3,900
FL0173371	Spencer's Crossing WWTF	Y	Y	0	0	1,155	1,155	Initial connection	Initial connection	2,143
FL0174441	Blacks Ford WRF	Y	Y	0	0	2,771	2,771	5 years	5 years	1,216
FL0186261	City of Clearwater Master Reuse System	Y	Y	0	0	156	156	Yearly	Yearly	6,342
FL0471275	Central Region Reclaimed Water Facility	Y	Y	0	0	0	0	Yearly	Yearly	4
FL0474029	Manatee County Master Reuse System	Y	Y	3	3	2,342	2,342	Yearly	Yearly	15,539
FL0559351	ECUA - Central Water Reclamation Facility	Y	Y	0	0	0	0	Not inspected	As needed	0
FL0670651	Northwest Wastewater Treatment Plant	Y	Y	0	0	209	209	Initial connection	Yearly	105
FL0710008	Palm Coast WWTF #2	Y	Y	0	0	84	84	Yearly	Monthly	27
FL0824381	Braden River Utility	Y	Y	0	0	1,522	1,522	Monthly	Monthly	389

Florida Department of Environmental Protection
2021 Reuse Inventory

Facility ID	Reuse System Name	Enforced Cross-Connection Control Program?	Accepted Cross-Connection Control Program?	Number of Cross-Connections Reported	Number of Cross-Connections Eliminated	Number of New Connections	Number of New Connections Inspected	Inspection Frequency	Non-residential Inspection Frequency	Existing Connections Inspected
FL0A00002	Northeast Regional WWTF	Y	Y	0	0	726	726	Yearly	Yearly	5,557
FLA010105	Gulf Correctional Institution WWTP	Not reported	Not reported	Not reported	Not reported	Not reported	Not reported	Not reported	Not reported	Not reported
FLA010115	Town of Sneads WWTF	N	N	0	0	0	0	Not inspected	Not inspected	0
FLA010127	Jackson Correctional Institution WWTP	Not reported	Not reported	Not reported	Not reported	Not reported	Not reported	Not reported	Not reported	Not reported
FLA010139	T. P. Smith Water Reclamation Facility	Y	Y	0	0	0	0	Not inspected	Yearly	0
FLA010159	Meadows-At-Woodrun WWTF	Not reported	Not reported	Not reported	Not reported	Not reported	Not reported	Not reported	Not reported	Not reported
FLA010171	Lake Jackson WWTP	Not reported	Not reported	Not reported	Not reported	Not reported	Not reported	Not reported	Not reported	Not reported
FLA010173	Killearn Lakes WWTP	Not reported	Not reported	Not reported	Not reported	Not reported	Not reported	Not reported	Not reported	Not reported
FLA010179	Liberty Correctional Institution WWTP	Not reported	Not reported	Not reported	Not reported	Not reported	Not reported	Not reported	Not reported	Not reported
FLA010181	Jerry D. Mitchem WRF at Bob Sikes Industrial Park	Not reported	Not reported	Not reported	Not reported	Not reported	Not reported	Not reported	Not reported	Not reported
FLA010182	Russell F. W. Stephenson WWTF	Not reported	Not reported	Not reported	Not reported	Not reported	Not reported	Not reported	Not reported	Not reported
FLA010185	NV Regional WWTF	Y	Y	0	0	25	25	8 years	2 years	40
FLA010191	Mary Esther WWTP	Not reported	Not reported	Not reported	Not reported	Not reported	Not reported	Not reported	Not reported	Not reported
FLA010193	Crestview WWTP	Not reported	Not reported	Not reported	Not reported	Not reported	Not reported	Not reported	Not reported	Not reported
FLA010194	George F. French Water Reclamation Facility	Y	Y	0	0	5	5	As needed	As needed	0
FLA010202	Okaloosa Correctional Institution WWTF	Not reported	Not reported	Not reported	Not reported	Not reported	Not reported	Not reported	Not reported	Not reported
FLA010211	Holley-Navarre Wastewater Treatment Facility	Y	Y	0	0	0	0	Not inspected	Not inspected	0

Florida Department of Environmental Protection
2021 Reuse Inventory

Facility ID	Reuse System Name	Enforced Cross-Connection Control Program?	Accepted Cross-Connection Control Program?	Number of Cross-Connections Reported	Number of Cross-Connections Eliminated	Number of New Connections	Number of New Connections Inspected	Inspection Frequency	Non-residential Inspection Frequency	Existing Connections Inspected
FLA010212	South Santa Rosa Utility System WWTF	Y	Y	0	0	5	5	As needed	Monthly	100
FLA010225	Wakulla County - Otter Creek WWTP	Not reported	Not reported	Not reported	Not reported	Not reported	Not reported	Not reported	Not reported	Not reported
FLA010245	City of Freeport WWTP	Not reported	Not reported	Not reported	Not reported	Not reported	Not reported	Not reported	Not reported	Not reported
FLA010251	Sandestin WWTP	Y	Y	0	0	0	0	As needed	Daily	1
FLA010252	Point Washington WWTF	Not reported	Not reported	Not reported	Not reported	Not reported	Not reported	Not reported	Not reported	Not reported
FLA010254	Walton Correctional Institution WWTP	Not reported	Not reported	Not reported	Not reported	Not reported	Not reported	Not reported	Not reported	Not reported
FLA010260	Northwest Florida Reception Center WWTF	Not reported	Not reported	Not reported	Not reported	Not reported	Not reported	Not reported	Not reported	Not reported
FLA010263	BCUD/North Regional/John D. Wright	N	N	1	1	34	34	Yearly	Yearly	10
FLA010323	Melbourne/DB Lee WWTP	Y	Y	0	0	3	3	8 years	8 years	1
FLA010332	West Melbourne/Ray Bullard	Y	Y	0	0	0	0	Yearly	Yearly	2,101
FLA010431	IRCUD/Central (Gifford) WWTF	Y	Y	0	0	0	0	Not inspected	Monthly	10
FLA010507	Eustis Bates Avenue WWTF	Y	Y	0	0	33	33	Yearly	Yearly	565
FLA010508	Mt. Dora #1 WWTF	Y	Y	0	0	73	64	Monthly	Monthly	1,918
FLA010509	Tavares/Woodlea Road WWTF	Y	Y	0	0	50	50	Yearly	Yearly	50
FLA010515	Clermont - East	Y	Y	0	0	518	518	Yearly	Yearly	6,607
FLA010538	Clerbrook RV Resorts	Not reported	Not reported	Not reported	Not reported	Not reported	Not reported	Not reported	Not reported	Not reported
FLA010555	Villages WWTF	Y	Y	0	0	0	0	Not inspected	Yearly	1
FLA010570	Pennbrooke Fairways	Y	Y	0	0	0	0	Not inspected	Not inspected	0

Florida Department of Environmental Protection
2021 Reuse Inventory

Facility ID	Reuse System Name	Enforced Cross-Connection Control Program?	Accepted Cross-Connection Control Program?	Number of Cross-Connections Reported	Number of Cross-Connections Eliminated	Number of New Connections	Number of New Connections Inspected	Inspection Frequency	Non-residential Inspection Frequency	Existing Connections Inspected
FLA010630	Lake Groves WWTF	Y	Y	0	0	0	0	Monthly	Not inspected	0
FLA010634	Southlake Utilities WWTF	Not reported	Not reported	Not reported	Not reported	Not reported	Not reported	Not reported	Not reported	Not reported
FLA010657	Mid Florida Lakes WWTF	Not reported	Not reported	Not reported	Not reported	Not reported	Not reported	Not reported	Not reported	Not reported
FLA010660	Lake Correctional Institution	Not reported	Not reported	Not reported	Not reported	Not reported	Not reported	Not reported	Not reported	Not reported
FLA010678	City of Belleview	Y	Y	0	0	0	2	Not inspected	Daily	2
FLA010680	Ocala WRF #2	Y	Y	0	0	0	0	As needed	As needed	0
FLA010741	MCUD Stonecrest WWTF	Y	Y	0	0	0	0	Unknown	20% annually	2
FLA010789	Marion Correctional Institute WWTF	Y	Y	0	0	0	0	Unknown	Unknown	0
FLA010795	Conserv II Distribution Center	Y	Y	0	0	3	0	Not inspected	Yearly	69
FLA010798	OCUD/Northwest Water Reclamation Facility	Y	Y	0	0	0	0	Initial, every 6 years	Initial, every 6 years	0
FLA010814	Orlando - Conserv II WRF	Y	Y	0	0	6	6	2 years	Yearly	229
FLA010815	Ocoee WWTF	Not reported	Not reported	Not reported	Not reported	Not reported	Not reported	Not reported	Not reported	Not reported
FLA010816	Orlando/Conserv I WWTF	Y	Y	0	0	140	140	2 years	Yearly	3,057
FLA010818	Apopka WRF - Project Arrow	Y	Y	0	0	632	632	During testing	During testing	269
FLA010819	Winter Park Estates WWTF	Y	Y	0	0	0	0	Not inspected	Yearly	0
FLA010823	Fairways Country Club WWTF	N	N	0	0	0	0	As needed	As needed	0
FLA010835	Gulfstream Harbor WWTF	Not reported	Not reported	Not reported	Not reported	Not reported	Not reported	Not reported	Not reported	Not reported
FLA010871	Rock Springs MHP WWTF	Not reported	Not reported	Not reported	Not reported	Not reported	Not reported	Not reported	Not reported	Not reported
FLA010900	Wedgfield WWTF	Y	Y	0	0	0	0	Not inspected	Yearly	0
FLA010958	TWA - Sandhill Road WWTF	Y	Y	0	0	332	332	10 years	10 years	1,708

Florida Department of Environmental Protection
2021 Reuse Inventory

Facility ID	Reuse System Name	Enforced Cross-Connection Control Program?	Accepted Cross-Connection Control Program?	Number of Cross-Connections Reported	Number of Cross-Connections Eliminated	Number of New Connections	Number of New Connections Inspected	Inspection Frequency	Non-residential Inspection Frequency	Existing Connections Inspected
FLA010960	TWA - Parkway WWTF	Y	Y	0	0	0	0	10 years	10 years	0
FLA010962	St. Cloud Southside WRF	Y	Y	0	0	1,054	1,054	Yearly	Yearly	0
FLA010974	Good Samaritan Retirement Village WWTF	Y	Y	0	0	0	0	10% annually	10% annually	20
FLA010983	TWA - Camelot S/D WWTF	Y	Y	32	4	1,142	1,142	10 Years	10 Years	396
FLA011047	Outdoor Resorts at Orlando WWTF	Not reported	Not reported	Not reported	Not reported	Not reported	Not reported	Not reported	Not reported	Not reported
FLA011066	Casselberry WRF	Y	Y	0	0	4	4	Yearly	Yearly	419
FLA011067	Winter Springs/West	Y	Y	0	0	3	3	Yearly	Yearly	0
FLA011068	Winter Springs - East WWTF	Y	Y	0	0	1	1	Yearly	Yearly	0
FLA011074	Oviedo WRF	Y	Y	0	0	27	27	5 years	Yearly	872
FLA011076	Chuluota WWTF	N	N	0	0	0	0	Unknown	Unknown	0
FLA011085	Palm Valley MHP WWTF	N	N	0	0	0	0	As needed	As needed	0
FLA011086	SCES/Greenwood Lakes WRF	Y	Y	0	0	0	0	Not inspected	Yearly	99
FLA011121	VC/Southwest WWTF-2	Y	Y	0	0	2	2	10% annually	Yearly	28
FLA011128	VC/Southwest Regional WWTF-1	Y	Y	0	0	152	152	10% annually	Yearly	274
FLA011131	VC/Halifax Plantation WWTF-8	Not reported	Not reported	Not reported	Not reported	Not reported	Not reported	Not reported	Not reported	Not reported
FLA011193	Tymber Creek WWTF	Not reported	Not reported	Not reported	Not reported	Not reported	Not reported	Not reported	Not reported	Not reported
FLA011290	City of Alachua AWRP	Y	Y	0	0	0	0	Not inspected	Monthly	2
FLA011291	Hawthorne WWTF	Not reported	Not reported	Not reported	Not reported	Not reported	Not reported	Not reported	Not reported	Not reported
FLA011292	Newberry WWTF	Not reported	Not reported	Not reported	Not reported	Not reported	Not reported	Not reported	Not reported	Not reported
FLA011322	University of Florida WWTF (FDOE)	Y	Y	0	0	3	3	Yearly	Yearly	50

Florida Department of Environmental Protection
2021 Reuse Inventory

Facility ID	Reuse System Name	Enforced Cross-Connection Control Program?	Accepted Cross-Connection Control Program?	Number of Cross-Connections Reported	Number of Cross-Connections Eliminated	Number of New Connections	Number of New Connections Inspected	Inspection Frequency	Non-residential Inspection Frequency	Existing Connections Inspected
FLA011332	Baker Correctional Institution WWTF	N	N	0	0	0	0	Yearly	Yearly	0
FLA011418	Columbia Correctional Institution WWTF	Y	Y	0	0	0	0	Not inspected	Weekly	18
FLA011517	Normandy Village Utility Company WWTF	Not reported	Not reported	Not reported	Not reported	Not reported	Not reported	Not reported	Not reported	Not reported
FLA011597	Plantation Bay WWTF	Y	Y	0	0	0	0	Not inspected	Not inspected	0
FLA011602	Dunes Community Development District WWTF	Y	Y	0	0	42	42	During testing	2 years	140
FLA011615	Trenton WWTF	Not reported	Not reported	Not reported	Not reported	Not reported	Not reported	Not reported	Not reported	Not reported
FLA011620	Lancaster Correctional Institution WWTF	Not reported	Not reported	Not reported	Not reported	Not reported	Not reported	Not reported	Not reported	Not reported
FLA011623	Jennings WWTF	Not reported	Not reported	Not reported	Not reported	Not reported	Not reported	Not reported	Not reported	Not reported
FLA011642	Jefferson Correctional Institution WWTF	Y	Y	0	0	0	0	Not inspected	Not inspected	0
FLA011646	Mayo Correctional Institution WWTF	Not reported	Not reported	Not reported	Not reported	Not reported	Not reported	Not reported	Not reported	Not reported
FLA011648	Chiefland WWTF	Not reported	Not reported	Not reported	Not reported	Not reported	Not reported	Not reported	Not reported	Not reported
FLA011688	Nassau Amelia Utilities WWTF	N	N	0	0	0	0	Not inspected	Monthly	3
FLA011773	Ponce De Leon WWTF	Not reported	Not reported	Not reported	Not reported	Not reported	Not reported	Not reported	Not reported	Not reported
FLA011805	Live Oak WWTF	Y	Y	0	0	0	0	As needed	As needed	0
FLA011819	Advent Christian Village WWTF	Not reported	Not reported	Not reported	Not reported	Not reported	Not reported	Not reported	Not reported	Not reported
FLA011831	Taylor Correctional Institution WWTF	Not reported	Not reported	Not reported	Not reported	Not reported	Not reported	Not reported	Not reported	Not reported
FLA011844	Brentwood Regional WWTF	Not reported	Not reported	Not reported	Not reported	Not reported	Not reported	Not reported	Not reported	Not reported
FLA011845	Meadowcrest WWTF	Y	Y	0	0	0	0	Not Inspected	Unknown	0

Florida Department of Environmental Protection
2021 Reuse Inventory

Facility ID	Reuse System Name	Enforced Cross-Connection Control Program?	Accepted Cross-Connection Control Program?	Number of Cross-Connections Reported	Number of Cross-Connections Eliminated	Number of New Connections	Number of New Connections Inspected	Inspection Frequency	Non-residential Inspection Frequency	Existing Connections Inspected
FLA011847	City of Inverness WWTF	Y	Y	0	0	0	0	As needed	As needed	0
FLA011848	City of Crystal River WWTF	Not reported	Not reported	Not reported	Not reported	Not reported	Not reported	Not reported	Not reported	Not reported
FLA011869	Beverly Hills WWTF	Not reported	Not reported	Not reported	Not reported	Not reported	Not reported	Not reported	Not reported	Not reported
FLA011893	Point O Woods	Y	Y	0	0	0	0	Not inspected	Unknown	0
FLA011903	Southwest Regional Water R. F. FKA Sugarmill Woods WWTF	Not reported	Not reported	Not reported	Not reported	Not reported	Not reported	Not reported	Not reported	Not reported
FLA012022	Hardee Correctional Institution	Not reported	Not reported	Not reported	Not reported	Not reported	Not reported	Not reported	Not reported	Not reported
FLA012031	Ridge Manor Subregional WWTF	Not reported	Not reported	Not reported	Not reported	Not reported	Not reported	Not reported	Not reported	Not reported
FLA012036	William S. Smith Water Reclamation Facility	Y	Y	0	0	0	0	6 months	Unknown	0
FLA012043	Spring Hill WRF	Y	Y	0	0	0	1	Not inspected	Weekly	0
FLA012069	Glen Water Reclamation Facility	Y	Y	0	0	0	1	Not inspected	Weekly	0
FLA012124	MacDill AFB WWTP	Y	Y	0	0	0	0	Not inspected	Daily	2
FLA012169	Riverside Club WWTP	Not reported	Not reported	Not reported	Not reported	Not reported	Not reported	Not reported	Not reported	Not reported
FLA012693	Rainbow Springs Fifth Replat WWTF	Not reported	Not reported	Not reported	Not reported	Not reported	Not reported	Not reported	Not reported	Not reported
FLA012697	MCUD/Oak Run	N	N	0	0	0	0	Unknown	20% annually	3
FLA012742	Dade City WWTP	Not reported	Not reported	Not reported	Not reported	Not reported	Not reported	Not reported	Not reported	Not reported
FLA012744	City of Zephyrhills WWTP	Y	Y	0	0	6	6	6 months	6 months	16
FLA012752	Seven Springs WWTF	Y	Y	0	0	127	127	As needed	As needed	325
FLA012768	Jasmine Lakes WWTF	Not reported	Not reported	Not reported	Not reported	Not reported	Not reported	Not reported	Not reported	Not reported

Florida Department of Environmental Protection
2021 Reuse Inventory

Facility ID	Reuse System Name	Enforced Cross-Connection Control Program?	Accepted Cross-Connection Control Program?	Number of Cross-Connections Reported	Number of Cross-Connections Eliminated	Number of New Connections	Number of New Connections Inspected	Inspection Frequency	Non-residential Inspection Frequency	Existing Connections Inspected
FLA012773	Palm Terrace Gardens	Not reported	Not reported	Not reported	Not reported	Not reported	Not reported	Not reported	Not reported	Not reported
FLA012801	Forest Lake Estates WWTP	Not reported	Not reported	Not reported	Not reported	Not reported	Not reported	Not reported	Not reported	Not reported
FLA012831	Travelers Rest WWTF	Not reported	Not reported	Not reported	Not reported	Not reported	Not reported	Not reported	Not reported	Not reported
FLA012881	St. Petersburg Master Urban Reuse System	Y	Y	0	0	86	72	2 years	2 years	1,494
FLA012949	Sun Ray WWTP	Not reported	Not reported	Not reported	Not reported	Not reported	Not reported	Not reported	Not reported	Not reported
FLA012954	Southwest Regional WWTP	Y	Y	0	0	18	18	Yearly	Yearly	2,262
FLA012968	Waverly WWTF	Not reported	Not reported	Not reported	Not reported	Not reported	Not reported	Not reported	Not reported	Not reported
FLA012975	City of Lake Alfred	Not reported	Not reported	Not reported	Not reported	Not reported	Not reported	Not reported	Not reported	Not reported
FLA012976	City of Bartow WRF	Not reported	Not reported	Not reported	Not reported	Not reported	Not reported	Not reported	Not reported	Not reported
FLA012977	Haines City WWTP	Y	Y	0	0	71	71	Monthly	Monthly	77
FLA012977	Haines City WWTP	Y	Y	0	0	71	71	Monthly	Monthly	77
FLA013016	Grenelefe Resort Center	Not reported	Not reported	Not reported	Not reported	Not reported	Not reported	Not reported	Not reported	Not reported
FLA013093	Carefree RV Country Club	Y	Y	0	0	0	0	Not inspected	Not inspected	0
FLA013123	Cypress Lakes WWTP	Y	Y	0	0	0	0	Unknown	Not inspected	0
FLA013360	Polk Correctional Institution	Not reported	Not reported	Not reported	Not reported	Not reported	Not reported	Not reported	Not reported	Not reported
FLA013378	City of North Port WWTP	Y	Y	0	0	70	70	2 years	Yearly	1,361
FLA013390	Camelot Lakes WWTP	Y	Y	0	0	0	0	Unknown	As needed	0
FLA013558	Sumter Correctional Institution WWTF	Y	Y	0	0	0	0	Yearly	Yearly	2
FLA013580	Sunrise Southwest WWTP	Not reported	Not reported	Not reported	Not reported	Not reported	Not reported	Not reported	Not reported	Not reported
FLA013581	Pompano Beach Community Park Reuse City	Y	Y	1	1	31	31	10 years	10 years	0

Florida Department of Environmental Protection
2021 Reuse Inventory

Facility ID	Reuse System Name	Enforced Cross-Connection Control Program?	Accepted Cross-Connection Control Program?	Number of Cross-Connections Reported	Number of Cross-Connections Eliminated	Number of New Connections	Number of New Connections Inspected	Inspection Frequency	Non-residential Inspection Frequency	Existing Connections Inspected
FLA013583	Tindall Hammock Wastewater Treatment Facility	Y	Y	0	0	0	0	As needed	As needed	0
FLA013609	City of Homestead	Not reported	Not reported	Not reported	Not reported	Not reported	Not reported	Not reported	Not reported	Not reported
FLA013706	Okeelanta Corporation	Not reported	Not reported	Not reported	Not reported	Not reported	Not reported	Not reported	Not reported	Not reported
FLA013859	South Martin Regional Util. (FKA Hydratech) WWTF	Y	Y	0	0	0	0	Monthly	Weekly	8
FLA013888	Cemetery Road Wastewater Treatment Facility	Not reported	Not reported	Not reported	Not reported	Not reported	Not reported	Not reported	Not reported	Not reported
FLA013940	Okeechobee Correctional WWTF	Not reported	Not reported	Not reported	Not reported	Not reported	Not reported	Not reported	Not reported	Not reported
FLA013946	SLCU North Hutchinson Island WWTF	Y	Y	0	0	0	0	Monthly	Monthly	0
FLA013958	Savanna Club WWTF	Not reported	Not reported	Not reported	Not reported	Not reported	Not reported	Not reported	Not reported	Not reported
FLA013969	St. Lucie County Utilities Holiday Pines WWTF	Y	Y	0	0	0	0	Not inspected	Monthly	0
FLA013977	Spanish Lakes Country Club	Not reported	Not reported	Not reported	Not reported	Not reported	Not reported	Not reported	Not reported	Not reported
FLA013980	Island Dunes Country Club WWTF	N	N	0	0	0	0	As needed	As needed	0
FLA013982	Meadowood Community Association, Inc. WWTF	N	N	0	0	0	0	Unknown	Unknown	0
FLA013986	Harbour Ridge Wastewater Treatment Facility	Y	Y	0	0	0	0	Not Inspected	Daily	2
FLA013993	St. Lucie West Services District	Y	Y	0	0	4	4	During testing	During testing	1,153
FLA014060	Riverwoods Utilities WWTP	Y	Y	0	0	0	0	6 months	6 months	1,323

Florida Department of Environmental Protection
2021 Reuse Inventory

Facility ID	Reuse System Name	Enforced Cross-Connection Control Program?	Accepted Cross-Connection Control Program?	Number of Cross-Connections Reported	Number of Cross-Connections Eliminated	Number of New Connections	Number of New Connections Inspected	Inspection Frequency	Non-residential Inspection Frequency	Existing Connections Inspected
FLA014083	Charlotte County Utilities - Burnt Store WWTP	Y	Y	0	0	1	1	Yearly	Monthly	15
FLA014126	Englewood Water District WRF	Y	Y	0	0	0	0	Weekly	Monthly	19
FLA014126	Englewood Water District WRF	Y	Y	0	0	0	0	Weekly	Monthly	19
FLA014130	Charlotte Correctional Institution WWTP	N	N	0	0	0	0	Quarterly	As needed	0
FLA014132	Immokalee WWTP	Not reported	Not reported	Not reported	Not reported	Not reported	Not reported	Not reported	Not reported	Not reported
FLA014132	Immokalee WWTP	Not reported	Not reported	Not reported	Not reported	Not reported	Not reported	Not reported	Not reported	Not reported
FLA014165	NE Utilities WWTP	Not reported	Not reported	Not reported	Not reported	Not reported	Not reported	Not reported	Not reported	Not reported
FLA014167	Marco Island Utilities WWTP	Y	Y	0	0	0	0	Not inspected	As needed	169
FLA014290	Port Labelle WWTP	Not reported	Not reported	Not reported	Not reported	Not reported	Not reported	Not reported	Not reported	Not reported
FLA014311	City of Sebring Cemetery Road WWTP	Not reported	Not reported	Not reported	Not reported	Not reported	Not reported	Not reported	Not reported	Not reported
FLA014313	City of Avon Park WWTP	Not reported	Not reported	Not reported	Not reported	Not reported	Not reported	Not reported	Not reported	Not reported
FLA014328	Western Blvd WWTP	Not reported	Not reported	Not reported	Not reported	Not reported	Not reported	Not reported	Not reported	Not reported
FLA014329	Tomoka Heights WWTP AKA Placid Utilities	Not reported	Not reported	Not reported	Not reported	Not reported	Not reported	Not reported	Not reported	Not reported
FLA014389	Sun'N Lake of Sebring Unit 23 WWTP	Not reported	Not reported	Not reported	Not reported	Not reported	Not reported	Not reported	Not reported	Not reported
FLA014430	Donax Water Reclamation Facility	Y	Y	0	0	0	0	Monthly	Monthly	75
FLA014443	Bonita Springs Water Reclamation (West)	Y	Y	0	0	2	2	During testing	Yearly	553
FLA014463	Lake Fairways WWTP	Y	Y	0	0	0	0	Not inspected	Weekly	0

Florida Department of Environmental Protection
2021 Reuse Inventory

Facility ID	Reuse System Name	Enforced Cross-Connection Control Program?	Accepted Cross-Connection Control Program?	Number of Cross-Connections Reported	Number of Cross-Connections Eliminated	Number of New Connections	Number of New Connections Inspected	Inspection Frequency	Non-residential Inspection Frequency	Existing Connections Inspected
FLA014477	Citrus Park North	Not reported	Not reported	Not reported	Not reported	Not reported	Not reported	Not reported	Not reported	Not reported
FLA014478	Forest Utilities WWTP	Y	Y	0	0	0	0	Not inspected	Not inspected	0
FLA014484	Fiddlesticks Country Club	Y	Y	0	0	0	0	Not inspected	Initial connection	0
FLA014498	Eagle Ridge WWTP	Y	Y	0	0	0	0	Yearly	Yearly	2
FLA014505	Cross Creek WWTF	Y	Y	0	0	0	0	Yearly	Yearly	2
FLA014542	Gateway Water Reclamation Facility	Y	Y	0	0	0	0	Initial connection	Initial connection	0
FLA014641	Gasparilla Island Water Domestic DIW	Y	Y	0	0	0	0	Not inspected	Daily	1
FLA014720	City of Key Colony Beach	Y	Y	0	0	0	0	Not inspected	Yearly	1
FLA014772	Duck Key Wastewater Cooperative	Y	Y	0	0	37	37	As needed	Yearly	5
FLA014951	Key West Resort Utility	Y	Y	0	0	0	0	As needed	Daily	3
FLA015009	North Key Largo WWTP	Y	Y	0	0	0	0	Not inspected	Not inspected	0
FLA016544	Winco Utilities, Inc. WWTP	Not reported	Not reported	Not reported	Not reported	Not reported	Not reported	Not reported	Not reported	Not reported
FLA016559	City of Auburndale Regional WWTF	Y	N	0	0	0	0	Unknown	Unknown	0
FLA016779	Sundial Utilities WWTP	Not reported	Not reported	Not reported	Not reported	Not reported	Not reported	Not reported	Not reported	Not reported
FLA017025	City of Miramar WWTF	Y	Y	0	0	6	6	Quarterly	Quarterly	84
FLA017133	Little Sumter Utility Co. WWTF	Y	Y	0	0	0	0	Not inspected	Yearly	1
FLA017223	Hernando County Airport WRF	Not reported	Not reported	Not reported	Not reported	Not reported	Not reported	Not reported	Not reported	Not reported
FLA017413	VC/Southeast WWTF-7	Y	Y	0	0	0	0	Not inspected	Not inspected	0
FLA017466	Sailfish Point WWTF	Y	Y	0	0	0	0	Not inspected	Not inspected	0

Florida Department of Environmental Protection
2021 Reuse Inventory

Facility ID	Reuse System Name	Enforced Cross-Connection Control Program?	Accepted Cross-Connection Control Program?	Number of Cross-Connections Reported	Number of Cross-Connections Eliminated	Number of New Connections	Number of New Connections Inspected	Inspection Frequency	Non-residential Inspection Frequency	Existing Connections Inspected
FLA020206	City of Port St. Joe WWTF	Not reported	Not reported	Not reported	Not reported	Not reported	Not reported	Not reported	Not reported	Not reported
FLA027570	Chipley WWTP	Y	Y	0	0	0	0	Not inspected	Not inspected	0
FLA027618	Everglades City WWTF	N	N	0	0	0	0	As needed	As needed	0
FLA027740	Western Region WWTF	Not reported	Not reported	Not reported	Not reported	Not reported	Not reported	Not reported	Not reported	Not reported
FLA029939	Indiantown Company WWTF	Not reported	Not reported	Not reported	Not reported	Not reported	Not reported	Not reported	Not reported	Not reported
FLA038857	Apalachicola WWTF	Y	Y	0	0	0	0	As needed	Yearly	15
FLA040401	Plantation Regional WWTP	N	N	0	0	0	0	Not inspected	Not inspected	0
FLA041360	East Central Regional Water Reclamation Facility	Y	Y	0	0	0	0	Unknown	Unknown	0
FLA041459	City of Stuart	Y	Y	0	0	0	0	Unknown	Yearly	9
FLA042137	MDWASA South District WWTF	Not reported	Not reported	Not reported	Not reported	Not reported	Not reported	Not reported	Not reported	Not reported
FLA042595	Village of Wellington WWTP	Y	Y	0	0	0	0	Not inspected	Weekly	8
FLA042625	SCES - Northwest Regional	Y	Y	0	0	6	6	5 years	5 years	1,078
FLA042641	Sunrise No. 3 WWTP (Sawgrass)	Not reported	Not reported	Not reported	Not reported	Not reported	Not reported	Not reported	Not reported	Not reported
FLA043192	Martin County Utilities North WWTF	Y	Y	0	0	0	0	Monthly	Monthly	12
FLA100641	Kenneth B. Cope AWT Facility	Y	Y	0	0	0	0	As needed	Weekly	0
FLA100765	Havana WWTF	Not reported	Not reported	Not reported	Not reported	Not reported	Not reported	Not reported	Not reported	Not reported
FLA100781	City of Gretna WWTP	Not reported	Not reported	Not reported	Not reported	Not reported	Not reported	Not reported	Not reported	Not reported
FLA101141	City of Marianna WWTP	Not reported	Not reported	Not reported	Not reported	Not reported	Not reported	Not reported	Not reported	Not reported
FLA101168	Cottdale WWTP	Not reported	Not reported	Not reported	Not reported	Not reported	Not reported	Not reported	Not reported	Not reported

Florida Department of Environmental Protection
2021 Reuse Inventory

Facility ID	Reuse System Name	Enforced Cross-Connection Control Program?	Accepted Cross-Connection Control Program?	Number of Cross-Connections Reported	Number of Cross-Connections Eliminated	Number of New Connections	Number of New Connections Inspected	Inspection Frequency	Non-residential Inspection Frequency	Existing Connections Inspected
FLA101923	Fort Walton Beach General Reuse Service Area	Y	Y	0	0	0	0	Not inspected	Weekly	2
FLA102318	St. Marks WWTF	Not reported	Not reported	Not reported	Not reported	Not reported	Not reported	Not reported	Not reported	Not reported
FLA102440	City of Defuniak Springs WWTP	Not reported	Not reported	Not reported	Not reported	Not reported	Not reported	Not reported	Not reported	Not reported
FLA102563	City of Vernon WWTF	Not reported	Not reported	Not reported	Not reported	Not reported	Not reported	Not reported	Not reported	Not reported
FLA102695	BCUD/Sykes Creek Regional WWTF	Y	Y	0	0	68	68	Monthly	Monthly	33
FLA102750	BCUD/Port St. John	Y	Y	0	0	0	0	Not inspected	Yearly	2
FLA105066	Leesburg/Canal St. WWTF	Y	Y	0	0	113	113	Yearly	Yearly	2,523
FLA107972	OCUD/South WRF	Y	Y	0	0	1,153	1,153	Initial, every 6 years	Initial, every 6 years	2,882
FLA108219	Reedy Creek Improvement District	Y	Y	0	0	3	3	Not inspected	Yearly	153
FLA109843	TWA - Cypress West	Y	Y	324	168	65	65	10 years	10 years	370
FLA111724	Deltona Lakes	Y	Y	0	0	169	169	Yearly	Yearly	736
FLA113450	Florida State Prison WWTF	Not reported	Not reported	Not reported	Not reported	Not reported	Not reported	Not reported	Not reported	Not reported
FLA114201	Cross City WWTF	Not reported	Not reported	Not reported	Not reported	Not reported	Not reported	Not reported	Not reported	Not reported
FLA116220	White Springs WWTF	Not reported	Not reported	Not reported	Not reported	Not reported	Not reported	Not reported	Not reported	Not reported
FLA117218	River Park MHP WWTF	Y	Y	0	0	0	0	Not Inspected	Weekly	1
FLA118338	City of Lake Butler WWTF	Not reported	Not reported	Not reported	Not reported	Not reported	Not reported	Not reported	Not reported	Not reported
FLA118371	City of Punta Gorda WWTP	Not reported	Not reported	Not reported	Not reported	Not reported	Not reported	Not reported	Not reported	Not reported
FLA119890	City of Wauchula WWTF	Not reported	Not reported	Not reported	Not reported	Not reported	Not reported	Not reported	Not reported	Not reported
FLA119903	City of Zolfo Springs WWTF	Not reported	Not reported	Not reported	Not reported	Not reported	Not reported	Not reported	Not reported	Not reported

Florida Department of Environmental Protection
2021 Reuse Inventory

Facility ID	Reuse System Name	Enforced Cross-Connection Control Program?	Accepted Cross-Connection Control Program?	Number of Cross-Connections Reported	Number of Cross-Connections Eliminated	Number of New Connections	Number of New Connections Inspected	Inspection Frequency	Non-residential Inspection Frequency	Existing Connections Inspected
FLA119911	City of Bowling Green WWTF	Not reported	Not reported	Not reported	Not reported	Not reported	Not reported	Not reported	Not reported	Not reported
FLA122246	Country Meadows-Golden Lakes WWTP	N	N	0	0	0	0	Unknown	Unknown	0
FLA126594	City of Dunnellon WWTF	Not reported	Not reported	Not reported	Not reported	Not reported	Not reported	Not reported	Not reported	Not reported
FLA127272	Pasco County Master Reuse System	Not reported	Not reported	Not reported	Not reported	Not reported	Not reported	Not reported	Not reported	Not reported
FLA129747	City of Winter Haven WWTP #2	Y	Y	0	0	312	312	Yearly	Yearly	240
FLA129844	City of Lake Wales WWTP	Y	Y	0	0	2	2	Yearly	Yearly	171
FLA136778	Western Region North WWTP	Not reported	Not reported	Not reported	Not reported	Not reported	Not reported	Not reported	Not reported	Not reported
FLA139653	Port St. Lucie Utility Westport WWTF	Y	Y	0	0	1,022	1,022	Yearly	Yearly	828
FLA142140	Golden Gate WWTP	Not reported	Not reported	Not reported	Not reported	Not reported	Not reported	Not reported	Not reported	Not reported
FLA144215	Fort Myers Beach WRF	Y	Y	0	0	0	0	Initial connection	Initial connection	0
FLA145190	Three Oaks WWTF	Y	Y	0	0	0	0	Initial connection	Initial connection	0
FLA176303	Sarasota County South Master Reuse System	Y	Y	0	0	0	0	10 Years	Yearly	7
FLA176460	Pine Island WRF	Y	Y	0	0	0	0	Initial connection	Initial connection	0
FLA177008	Sarasota County North Master Reuse System	Y	Y	0	0	2	2	10 Years	Yearly	105
FLA178667	Northwest Regional WWTF	Y	Y	0	0	177	177	Yearly	Yearly	1,683
FLA180416	Dundee Regional WWTF	Not reported	Not reported	Not reported	Not reported	Not reported	Not reported	Not reported	Not reported	Not reported
FLA183555	Seacrest WWTF	Y	Y	0	0	0	0	As needed	Daily	1

Florida Department of Environmental Protection
2021 Reuse Inventory

Facility ID	Reuse System Name	Enforced Cross-Connection Control Program?	Accepted Cross-Connection Control Program?	Number of Cross-Connections Reported	Number of Cross-Connections Eliminated	Number of New Connections	Number of New Connections Inspected	Inspection Frequency	Non-residential Inspection Frequency	Existing Connections Inspected
FLA187364	City of Marathon Area 5 Little Venice WWTP	Not reported	Not reported	Not reported	Not reported	Not reported	Not reported	Not reported	Not reported	Not reported
FLA187496	St. Johns River Utility WWTF (FKA Astor/Astor Park)	Not reported	Not reported	Not reported	Not reported	Not reported	Not reported	Not reported	Not reported	Not reported
FLA187941	Gadsden East WWTF	Not reported	Not reported	Not reported	Not reported	Not reported	Not reported	Not reported	Not reported	Not reported
FLA188697	City of Bushnell - David Hanson WWTF	Not reported	Not reported	Not reported	Not reported	Not reported	Not reported	Not reported	Not reported	Not reported
FLA190268	Ocala WRF #3	Y	Y	0	0	0	0	Not inspected	Monthly	7
FLA267872	TWA - Harmony Community Dev. District WWTF	Y	Y	0	0	335	335	10 Years	10 Years	0
FLA272060	Marion County - Northwest Regional WWTF	Y	Y	0	0	0	0	Unknown	Unknown	0
FLA281484	North Main Street WWTP	Y	Y	0	0	0	0	Not inspected	Not inspected	0
FLA281581	North Sumter Utility Company WWTF	Not reported	Not reported	Not reported	Not reported	Not reported	Not reported	Not reported	Not reported	Not reported
FLA284602	Bristol WWTF	Not reported	Not reported	Not reported	Not reported	Not reported	Not reported	Not reported	Not reported	Not reported
FLA286095	High Springs WWTF	Not reported	Not reported	Not reported	Not reported	Not reported	Not reported	Not reported	Not reported	Not reported
FLA290980	Wauchula Hills WWTP	Not reported	Not reported	Not reported	Not reported	Not reported	Not reported	Not reported	Not reported	Not reported
FLA296651	MCUD/Silver Springs Shores WRF	Y	Y	0	0	0	0	Not inspected	Not inspected	0
FLA297631	Pine Island	Y	Y	0	0	0	0	Unknown	Unknown	0
FLA327841	Peter's Creek (FKA Green Cove West) WWTF	Not reported	Not reported	Not reported	Not reported	Not reported	Not reported	Not reported	Not reported	Not reported
FLA356344	City of Minneola WWTF	Y	Y	0	0	0	0	Yearly	Yearly	0

Florida Department of Environmental Protection
2021 Reuse Inventory

Facility ID	Reuse System Name	Enforced Cross-Connection Control Program?	Accepted Cross-Connection Control Program?	Number of Cross-Connections Reported	Number of Cross-Connections Eliminated	Number of New Connections	Number of New Connections Inspected	Inspection Frequency	Non-residential Inspection Frequency	Existing Connections Inspected
FLA376400	Ave Maria WWTP	Y	Y	0	0	630	630	5 Years	2 Years	630
FLA377392	City of Davenport WWTF	Not reported	Not reported	Not reported	Not reported	Not reported	Not reported	Not reported	Not reported	Not reported
FLA399761	Lady Lake WWTF	Y	Y	0	0	6	6	Monthly	Monthly	88
FLA428523	North Bay WWTF	Not reported	Not reported	Not reported	Not reported	Not reported	Not reported	Not reported	Not reported	Not reported
FLA485942	Arbennie Pritchett Water Reclamation Facility	Y	Y	0	0	0	0	Not inspected	Daily	1
FLA489093	Cardinal Hill WWTF	Not reported	Not reported	Not reported	Not reported	Not reported	Not reported	Not reported	Not reported	Not reported
FLA490415	Juliette Falls WWTF	N	N	0	0	0	0	As needed	As needed	0
FLA499951	Central Sumter Utility Company WWTF	Not reported	Not reported	Not reported	Not reported	Not reported	Not reported	Not reported	Not reported	Not reported
FLA516708	North Sumter Utility Company Master Reuse System	Y	Y	0	0	0	0	Not inspected	Not inspected	0
FLA530808	Desoto County Regional WWTF	Not reported	Not reported	Not reported	Not reported	Not reported	Not reported	Not reported	Not reported	Not reported
FLA546429	Town of Grand Ridge WWTF	Not reported	Not reported	Not reported	Not reported	Not reported	Not reported	Not reported	Not reported	Not reported
FLA548464	Holley Wastewater Reclamation Facility	Not reported	Not reported	Not reported	Not reported	Not reported	Not reported	Not reported	Not reported	Not reported
FLA550973	City of Marathon Area 4 WWTP	Not reported	Not reported	Not reported	Not reported	Not reported	Not reported	Not reported	Not reported	Not reported
FLA567591	Big Coppitt WWTP	Y	Y	0	0	7	13	8 Years	Yearly	13
FLA642851	City of Marathon Area 3 WWTP	Not reported	Not reported	Not reported	Not reported	Not reported	Not reported	Not reported	Not reported	Not reported
FLA665495	Town and Country Utility Water Reclamation Facility	Y	Y	0	0	646	646	Yearly	Yearly	851
FLA689637	Walton County Commerce Park at	Not reported	Not reported	Not reported	Not reported	Not reported	Not reported	Not reported	Not reported	Not reported

Florida Department of Environmental Protection
2021 Reuse Inventory

Facility ID	Reuse System Name	Enforced Cross-Connection Control Program?	Accepted Cross-Connection Control Program?	Number of Cross-Connections Reported	Number of Cross-Connections Eliminated	Number of New Connections	Number of New Connections Inspected	Inspection Frequency	Non-residential Inspection Frequency	Existing Connections Inspected
	Mossy Head WWTF									
FLA705250	City of Marathon Area 7 WWTP	Not reported	Not reported	Not reported	Not reported	Not reported	Not reported	Not reported	Not reported	Not reported
FLA706736	Town of Davie Water Reclamation Facility	Y	Y	0	0	0	0	Not inspected	Yearly	4
FLA984841	Southwest WRF	Not reported	Not reported	Not reported	Not reported	Not reported	Not reported	Not reported	Not reported	Not reported
FLAB03270	South Sumter Utility Company Master Reuse	Y	Y	0	0	2	2	Not inspected	Yearly	0

Appendix H. All Domestic Wastewater Treatment Facilities Included in the 2021 Reuse Inventory Report

DEP District Office	Water Management District	County	WWTP Name	Facility ID	WWTP Disinfection Level	WWTP Permitted Capacity (mgd)	WWTP Daily Annual Avg Flow (mgd)	WRCA	Reuse
NED	SJRWMD	Alachua	GRU - Main Street WRF	FL0027251	BA	7.5	5.4937	Yes	Yes
NED	SRWMD	Alachua	Kanapaha WRF	FL0112895	HI	14.9	10.5707	Yes	Yes
NED	SRWMD	Alachua	City of Alachua AWRF	FLA011290	HI	1.5	0.67	Yes	Yes
NED	SJRWMD	Alachua	Hawthorne WWTF	FLA011291	BA	0.2	0.085	Yes	Yes
NED	SRWMD	Alachua	Newberry WWTF	FLA011292	BA	0.499	0.213	Yes	Yes
NED	SRWMD	Alachua	University of Florida WWTF (FDOE)	FLA011322	HI	3	1.61	Yes	Yes
NED	SRWMD	Alachua	High Springs WWTF	FLA286095	BA	0.24	0.165	Yes	Yes
NED	SJRWMD	Baker	Baker Correctional Institution WWTF	FLA011332	HI	0.32	0.194	Yes	Yes
NWD	NWFWMD	Bay	Panama City Beach WWTP #1	FL0021512	HI	14	6.609	No	No
NWD	NWFWMD	Bay	Military Point Regional AWT Facility	FL0167959	IM	7	3.3	No	No
NWD	NWFWMD	Bay	Lynn Haven AWTF	FL0169978	HI	2.5	1.457	No	No
NWD	NWFWMD	Bay	North Bay WWTF	FLA428523	BA	0.5	0.078	No	No
NED	SRWMD	Bradford	Starke WWTF	FL0028126	BA	0.98	0.731	Yes	Yes
NED	SRWMD	Bradford	Florida State Prison WWTF	FLA113450	BA	1.58	0.94	Yes	Yes
CD	SJRWMD	Brevard	Cape Canaveral WRF	FL0020541	HI	1.8	1.148	Yes	Yes
CD	SJRWMD	Brevard	Cocoa Beach WRF	FL0021105	HI	6	3.893	Yes	No
CD	SJRWMD	Brevard	Cocoa Water Reclamation Facility	FL0021521	HI	4.5	2.19	Yes	No
CD	SJRWMD	Brevard	City of Rockledge	FL0021571	HB	4.5	2.34	Yes	No
CD	SJRWMD	Brevard	BCUD/South Beaches	FL0040622	HI	8	6.247	Yes	No
CD	SJRWMD	Brevard	Melbourne/Grant Street	FL0041122	HB	5.5	3.15	Yes	Yes
CD	SJRWMD	Brevard	Barefoot Bay Advanced WWTF	FL0042293	HI	0.9	0.685	Yes	Yes
CD	SJRWMD	Brevard	BCUD/South Central Regional	FL0102679	HB	12	4.75	Yes	Yes
CD	SJRWMD	Brevard	Cape Canaveral Air Force Station Regional WWTF	FL0102920	BA	0.8	0.436	Yes	Yes
CD	SJRWMD	Brevard	Titusville North - Osprey	FL0103268	HI	2.75	2.098	Yes	Yes
CD	SJRWMD	Brevard	BCUD/North Regional/John D Wright	FLA010263	HI	0.99	0.282	Yes	Yes
CD	SJRWMD	Brevard	Melbourne/DB Lee WWTP	FLA010323	HB	7	4.28	Yes	Yes
CD	SJRWMD	Brevard	West Melbourne/Ray Bullard	FLA010332	HI	3	1.9	Yes	Yes

Florida Department of Environmental Protection
2021 Reuse Inventory

DEP District Office	Water Management District	County	WWTP Name	Facility ID	WWTP Disinfection Level	WWTP Permitted Capacity (mgd)	WWTP Daily Annual Avg Flow (mgd)	WRCA	Reuse
CD	SJRWMD	Brevard	Great Outdoors RV Resort	FLA010386	HI	0.182	0.117	No	Yes
CD	SJRWMD	Brevard	BCUD/Sykes Creek Regional WWTF	FLA102695	HI	6	3.05	Yes	No
CD	SJRWMD	Brevard	BCUD/Port St. John	FLA102750	HI	0.49	0.408	Yes	Yes
SED	SFWMD	Broward	Hollywood Southern Regional WWTF	FL0026255	BA	55.5	40.89	Yes	No
SED	SFWMD	Broward	Broward Co. North Regional WWTP	FL0031771	HB	95	72	Yes	Yes
SED	SFWMD	Broward	Sunrise Southwest WWTP	FLA013580	BA	0.99	0.247	Yes	Yes
SED	SFWMD	Broward	Pompano Beach Community Park Reuse City	FLA013581	HI	7.5	2.909	Yes	Yes
SED	SFWMD	Broward	Tindall Hammock Wastewater Treatment Facility	FLA013583	HI	0.6	0.423	Yes	No
SED	SFWMD	Broward	City of Miramar WWTF	FLA017025	HI	12.7	9.85	Yes	Yes
SED	SFWMD	Broward	Plantation Regional WWTP	FLA040401	HI	18.9	11.8628	Yes	No
SED	SFWMD	Broward	Sunrise No. 3 WWTP (Sawgrass)	FLA042641	HI	2	0.434	Yes	No
SED	SFWMD	Broward	Town of Davie Water Reclamation Facility	FLA706736	HI	3.5	1.489	Yes	Yes
SD	SFWMD	Charlotte	Charlotte County Utilities - Eastport WWTP	FL0040291	HI	6	4.392	Yes	Yes
SD	SFWMD	Charlotte	Charlotte County Utilities - Burnt Store WWTP	FLA014083	HI	0.5	0.318	Yes	No
SD	SFWMD	Charlotte	Englewood Water District WRF	FLA014126	HI	3.4	1.43	Yes	Yes
SD	SFWMD	Charlotte	Charlotte Correctional Institution WWTP	FLA014130	HI	0.25	0.231	Yes	Yes
SD	SFWMD	Charlotte	City of Punta Gorda WWTP	FLA118371	HI	4	2.461	Yes	No
SWD	SFWMD	Citrus	Brentwood Regional WWTF	FLA011844	BA	0.5	0.397	No	Yes
SWD	SFWMD	Citrus	Meadowcrest WWTF	FLA011845	HI	2	0.702	No	No
SWD	SFWMD	Citrus	City of Inverness WWTF	FLA011847	HI	1.5	0.53	No	No
SWD	SFWMD	Citrus	City of Crystal River WWTF	FLA011848	BA	2.5	0.662	No	Yes
SWD	SFWMD	Citrus	Beverly Hills WWTF	FLA011869	BA	0.575	0.464	No	Yes
SWD	SFWMD	Citrus	Point O Woods	FLA011893	HI	0.036	0.02	No	Yes
SWD	SFWMD	Citrus	Southwest Regional Water R. F. FKA Sugarmill Woods WWTF	FLA011903	BA	1.5	0.692	No	Yes
NED	SJRWMD	Clay	Green Cove Springs - Harbor Road WWTF	FL0020915	HI	0.75	0.493	Yes	Yes
NED	SJRWMD	Clay	Orange Park WWTF	FL0023922	BA	2.5	0.948	Yes	No
NED	SJRWMD	Clay	Spencer's Crossing WWTF	FL0173371	HI	4	1.53	Yes	Yes

Florida Department of Environmental Protection
2021 Reuse Inventory

DEP District Office	Water Management District	County	WWTP Name	Facility ID	WWTP Disinfection Level	WWTP Permitted Capacity (mgd)	WWTP Daily Annual Avg Flow (mgd)	WRCA	Reuse
NED	SJRWMD	Clay	Peter's Creek (FKA Green Cove West) WWTF	FLA327841	BA	0.2	0.082	No	Yes
SD	SFWMD	Collier	City of Naples Water Reclamation Facility	FL0026271	HI	10	4.731	Yes	Yes
SD	SFWMD	Collier	Collier County South County WRF	FL0141356	HI	16	9.097	Yes	Yes
SD	SFWMD	Collier	Immokalee WWTP	FLA014132	BA	4	1.83	Yes	No
SD	SFWMD	Collier	NE Utilities WWTP	FLA014165	BA	0.75	0.352	No	Yes
SD	SFWMD	Collier	Marco Island Utilities WWTP	FLA014167	HI	4.92	2.451	Yes	Yes
SD	SFWMD	Collier	Everglades City WWTF	FLA027618	BA	0.16	0.069	Yes	No
SD	SFWMD	Collier	Port of The Islands - WRF	FLA141704	BA	0.2	0.136	Yes	Yes
SD	SFWMD	Collier	Golden Gate WWTP	FLA142140	HB	1.5	1.129	Yes	Yes
NED	SRWMD	Columbia	Columbia Correctional Institution WWTF	FLA011418	HB	0.525	0.399	Yes	Yes
NED	SRWMD	Columbia	St. Margaret WWTF	FLA113956	IM	3	1.72	Yes	Yes
SD	SWFWMD	DeSoto	William Tyson WWTP	FL0027511	HI	2	0.79	Yes	No
SD	SWFWMD	DeSoto	Desoto County Regional WWTF	FLA530808	BA	0.75	0.33	Yes	Yes
NED	SRWMD	Dixie	Cross City WWTF	FLA114201	BA	0.64	0.283	Yes	Yes
NED	SJRWMD	Duval	USN NAS Jacksonville WWTF	FL0000957	HI	2.3	0.583	Yes	Yes
NED	SJRWMD	Duval	Jacksonville Beach WWTF	FL0020231	BA	4.5	2.69	Yes	Yes
NED	SJRWMD	Duval	Buckman WWTF	FL0026000	BA	52.5	25.84	Yes	No
NED	SJRWMD	Duval	District II WWTF	FL0026450	BA	10	5.69	Yes	Yes
NED	SJRWMD	Duval	Southwest District WWTF	FL0026468	BA	14	11.69	Yes	No
NED	SJRWMD	Duval	Atlantic Beach WWTF	FL0038776	HB	3.5	2.147	Yes	No
NED	SJRWMD	Duval	Normandy Village Utility Company WWTF	FLA011517	BA	0.4	0.307	Yes	Yes
NWD	NFWWMD	Escambia	ECUA - Pensacola Beach WRF	FL0024007	HI	0.432	0.096	No	Yes
NWD	NFWWMD	Escambia	ECUA - Pensacola Beach WRF	FL0024007	IM	2.4	0.781	No	Yes
NWD	NFWWMD	Escambia	ECUA - Bayou Marcus Water Reclamation Facility	FL0031801	BA	8.2	5.435	No	No
NWD	NFWWMD	Escambia	ECUA - Central Water Reclamation Facility	FL0559351	HI	22.5	13.543	No	Yes
NED	SJRWMD	Flagler	City of Bunnell WWTF	FL0020907	HI	0.6	0.3	Yes	Yes
NED	SJRWMD	Flagler	City of Bunnell WWTF	FL0020907	LL	0.3	0.053	Yes	Yes
NED	SJRWMD	Flagler	Palm Coast WWTF	FL0116009	HI	6.83	5.673	Yes	Yes

Florida Department of Environmental Protection
2021 Reuse Inventory

DEP District Office	Water Management District	County	WWTP Name	Facility ID	WWTP Disinfection Level	WWTP Permitted Capacity (mgd)	WWTP Daily Annual Avg Flow (mgd)	WRCA	Reuse
NED	SJRWMD	Flagler	Palm Coast WWTF #2	FL0710008	HI	2	1.014	Yes	Yes
NED	SJRWMD	Flagler	Plantation Bay WWTF	FLA011597	BA	0.475	0.216	Yes	Yes
NED	SJRWMD	Flagler	Matanzas Shores WWTF	FLA011599	BA	0.322	2.181	No	Yes
NED	SJRWMD	Flagler	Bulow Village WWTF	FLA011601	BA	0.088	0.047	No	Yes
NED	SJRWMD	Flagler	Dunes Community Development District WWTF	FLA011602	HI	0.71	0.363	Yes	Yes
NED	SJRWMD	Flagler	Beach Haven WWTF	FLA357171	HI	0.049	0.016	No	Yes
NWD	NWFWMD	Franklin	Apalachicola WWTF	FLA038857	HI	1	0.25	No	No
NWD	NWFWMD	Franklin	Kenneth B. Cope AWT Facility	FLA100641	HI	1.2	0.36	No	Yes
NWD	NWFWMD	Gadsden	Quincy WWTP	FL0029033	BA	1.5	0.96	No	No
NWD	NWFWMD	Gadsden	Havana Middle School WWTP	FLA010085	BA	0.015	0090	No	Yes
NWD	NWFWMD	Gadsden	Havana WWTF	FLA100765	BA	0.4	0.161	No	Yes
NWD	NWFWMD	Gadsden	City of Gretna WWTP	FLA100781	HI	0.4	0.271	Yes	Yes
NWD	NWFWMD	Gadsden	Gadsden East WWTF	FLA187941	BA	0.25	0.199	No	Yes
NED	SRWMD	Gilchrist	Trenton WWTF	FLA011615	BA	0.2	0.132	Yes	Yes
NED	SRWMD	Gilchrist	Lancaster Correctional Institution WWTF	FLA011620	BA	0.25	0.09	Yes	Yes
NWD	NWFWMD	Gulf	Gulf Correctional Institution WWTP	FLA010105	BA	0.35	0.094	No	Yes
NWD	NWFWMD	Gulf	City of Port St. Joe WWTF	FLA020206	HI	1.9	0.49	No	No
NED	SRWMD	Hamilton	Jennings WWTF	FLA011623	BA	0.175	0.107	Yes	Yes
NED	SRWMD	Hamilton	White Springs WWTF	FLA116220	BA	0.15	0.0331	Yes	Yes
NED	SRWMD	Hamilton	SR - 6/I-75 WWTF	FLA649163	BA	0.125	0.0122	Yes	Yes
SWD	SWFWMD	Hardee	Hardee Correctional Institution	FLA012022	BA	0.212	0.189	No	Yes
SWD	SWFWMD	Hardee	City of Wauchula WWTF	FLA119890	BA	1.2	0.534	Yes	Yes
SWD	SWFWMD	Hardee	City of Zolfo Springs WWTF	FLA119903	BA	0.29	0.112	Yes	No
SWD	SWFWMD	Hardee	City of Bowling Green WWTF	FLA119911	BA	0.32	0.187	Yes	No
SWD	SWFWMD	Hardee	Wauchula Hills WWTP	FLA290980	BA	0.36	0.115	Yes	Yes
SD	SFWMD	Hendry	City of Clewiston WWTP	FL0040665	BA	1.5	1.448	No	Yes
SD	SFWMD	Hendry	City of Labelle WWTP #1	FLA014283	BA	0.75	0.377	Yes	Yes
SD	SFWMD	Hendry	Port Labelle WWTP	FLA014290	BA	0.499	0.187	Yes	Yes

Florida Department of Environmental Protection
2021 Reuse Inventory

DEP District Office	Water Management District	County	WWTP Name	Facility ID	WWTP Disinfection Level	WWTP Permitted Capacity (mgd)	WWTP Daily Annual Avg Flow (mgd)	WRCA	Reuse
SWD	SWFWMD	Hernando	Ridge Manor Subregional WWTF	FLA012031	BA	0.75	0.248	No	Yes
SWD	SWFWMD	Hernando	William S. Smith Water Reclamation Facility	FLA012036	BA	8	0.76	No	Yes
SWD	SWFWMD	Hernando	William S. Smith Water Reclamation Facility	FLA012036	HI	0.723	0.25	No	Yes
SWD	SWFWMD	Hernando	Spring Hill WRF	FLA012043	HI	2.5	1.417	No	No
SWD	SWFWMD	Hernando	Glen Water Reclamation Facility	FLA012069	BA	3	1.054	No	Yes
SWD	SWFWMD	Hernando	Hernando County Airport WRF	FLA017223	BA	3.5	1.644	No	Yes
SD	SWFWMD	Highlands	City of Sebring Cemetery Road WWTP	FLA014311	BA	1.5	1.066	Yes	No
SD	SFWMD	Highlands	City of Avon Park WWTP	FLA014313	BA	1.5	0.802	Yes	Yes
SD	SWFWMD	Highlands	Tomoka Heights WWTP AKA Placid Utilities	FLA014329	BA	0.2	0.049	Yes	No
SD	SWFWMD	Highlands	Sun'N Lake of Sebring Unit 23 WWTP	FLA014389	BA	0.7	0.304	Yes	No
SD	SFWMD	Highlands	North Main Street WWTP	FLA281484	HI	0.249	0.104	Yes	Yes
SWD	SWFWMD	Hillsborough	Howard F. Curren AWTP	FL0020940	HI	96	56.12	Yes	No
SWD	SWFWMD	Hillsborough	Falkenburg Road AWTP	FL0040614	HI	12	9.88	Yes	No
SWD	SWFWMD	Hillsborough	Northwest Regional WRF	FL0041670	HI	30	16.89	Yes	No
SWD	SWFWMD	Hillsborough	Rice Creek WWTF	FL0122076	IM	0.225	0.0845	Yes	Yes
SWD	SWFWMD	Hillsborough	Windemere Utility WWTP	FLA012138	BA	0.185	0.10792	Yes	Yes
SWD	SWFWMD	Hillsborough	Riverside Club WWTP	FLA012169	BA	0.12	0.069	No	No
SWD	SWFWMD	Hillsborough	Country Meadows-Golden Lakes WWTP	FLA122246	HI	0.21	0.115	Yes	Yes
SED	SJRWMD	Indian River	IRCUD/Central (Gifford) WWTF	FLA010431	HI	4	2.214	Yes	Yes
SED	SJRWMD	Indian River	City of Vero Beach	FLA021661	HI	4.5	3.449	Yes	No
NWD	NFWFMD	Jackson	Town of Sneads WWTF	FLA010115	BA	0.733	0.336	No	Yes
NWD	NFWFMD	Jackson	Jackson Correctional Institution WWTP	FLA010127	BA	0.275	0.1797	No	Yes
NWD	NFWFMD	Jackson	City of Marianna WWTP	FLA101141	BA	4	1.378	No	No
NWD	NFWFMD	Jackson	Cottdale WWTP	FLA101168	BA	0.25	0.11	No	Yes
NWD	NFWFMD	Jackson	Town of Grand Ridge WWTF	FLA546429	BA	0.205	0.035	No	Yes
NWD	NFWFMD	Jefferson	City of Monticello WWTP	FL0027839	BA	0.8	0.2916	No	No
NWD	SRWMD	Jefferson	Jefferson Correctional Institution WWTF	FLA011642	HI	0.25	0.149	No	Yes
NED	SRWMD	Lafayette	Mayo WWTF	FLA011643	BA	0.15	0.073	No	Yes

Florida Department of Environmental Protection
2021 Reuse Inventory

DEP District Office	Water Management District	County	WWTP Name	Facility ID	WWTP Disinfection Level	WWTP Permitted Capacity (mgd)	WWTP Daily Annual Avg Flow (mgd)	WRCA	Reuse
NED	SRWMD	Lafayette	Mayo Correctional Institution WWTF	FLA011646	BA	0.495	0.184	Yes	Yes
CD	SJRWMD	Lake	City of Umatilla WWTF	FLA010505	BA	0.3	0.154	Yes	Yes
CD	SJRWMD	Lake	Eustis Bates Avenue WWTF	FLA010507	HI	2.4	1.438	Yes	Yes
CD	SJRWMD	Lake	Mt. Dora #1 WWTF	FLA010508	HI	1.5	0.676	Yes	Yes
CD	SJRWMD	Lake	Tavares/Woodlea Road WWTF	FLA010509	HI	3	1.482	Yes	Yes
CD	SJRWMD	Lake	Groveland/Sampey Rd. WWTF	FLA010513	HI	0.99	0.737	Yes	Yes
CD	SJRWMD	Lake	Clermont - East	FLA010515	HI	4	3.078	Yes	Yes
CD	SJRWMD	Lake	Water Oak Estates	FLA010529	BA	0.2	0.068	Yes	Yes
CD	SJRWMD	Lake	Clerbrook RV Resorts	FLA010538	BA	0.12	0.02	Yes	Yes
CD	SJRWMD	Lake	Villages WWTF	FLA010555	HI	1.64	0.893	Yes	Yes
CD	SJRWMD	Lake	Pennbrooke Fairways	FLA010570	HI	0.18	0.065	Yes	Yes
CD	SJRWMD	Lake	Lake Groves WWTF	FLA010630	HI	0.999	0.599	Yes	Yes
CD	SJRWMD	Lake	Southlake Utilities WWTF	FLA010634	BA	1.15	0.785	Yes	Yes
CD	SJRWMD	Lake	Groveland-Sunshine Parkway WWTF	FLA010656	HI	0.99	0.519	Yes	Yes
CD	SJRWMD	Lake	Mid Florida Lakes WWTF	FLA010657	BA	0.18	0.098	Yes	Yes
CD	SJRWMD	Lake	Lake Correctional Institution	FLA010660	BA	0.18	0.16	Yes	Yes
CD	SJRWMD	Lake	Leesburg/Canal St. WWTF	FLA105066	HI	3.5	2.2	Yes	Yes
CD	SJRWMD	Lake	Leesburg/Turnpike WWTF	FLA105147	HI	4.5	1	Yes	Yes
CD	SJRWMD	Lake	St. Johns River Utility WWTF (FKA Astor/Astor Park)	FLA187496	BA	0.3	0.142	Yes	Yes
CD	SJRWMD	Lake	Pine Island	FLA297631	HI	0.225	0.0120	Yes	Yes
CD	SJRWMD	Lake	City of Minneola WWTF	FLA356344	HI	1	0.342	Yes	Yes
CD	SJRWMD	Lake	Lady Lake WWTF	FLA399761	HB	1	0.399	Yes	Yes
SD	SFWMD	Lee	Fort Myers Central AWWTF	FL0021261	BA	11	5.62	Yes	No
SD	SFWMD	Lee	Everest Parkway WRF	FL0030007	HI	13.4	6.41	Yes	No
SD	SFWMD	Lee	Lee County Utilities - Fiesta Village	FL0039829	HI	5	2.93	Yes	No
SD	SFWMD	Lee	Donax Water Reclamation Facility	FLA014430	HI	2.375	1.568	Yes	Yes
SD	SFWMD	Lee	Lake Fairways WWTP	FLA014463	HI	0.3	0.159	Yes	Yes
SD	SFWMD	Lee	Citrus Park North	FLA014477	BA	0.199	0.089	Yes	No

Florida Department of Environmental Protection
2021 Reuse Inventory

DEP District Office	Water Management District	County	WWTP Name	Facility ID	WWTP Disinfection Level	WWTP Permitted Capacity (mgd)	WWTP Daily Annual Avg Flow (mgd)	WRCA	Reuse
SD	SFWMD	Lee	Forest Utilities WWTP	FLA014478	HI	0.8	0.397	Yes	Yes
SD	SFWMD	Lee	Fiddlesticks Country Club	FLA014484	HI	0.15	0.07	Yes	Yes
SD	SFWMD	Lee	Eagle Ridge WWTP	FLA014498	HI	0.318	0.185	Yes	Yes
SD	SFWMD	Lee	Cross Creek WWTF	FLA014505	HI	0.249	0.122	Yes	Yes
SD	SFWMD	Lee	Hunter's Ridge WWTP	FLA014541	HI	0.1	0.0466	Yes	Yes
SD	SFWMD	Lee	Gateway Water Reclamation Facility	FLA014542	HI	3	1.476	Yes	Yes
SD	SFWMD	Lee	Del Prado WWTF	FLA014548	HI	4.25	2.959	Yes	Yes
SD	SFWMD	Lee	Lehigh Acres WWTF	FLA014565	HB	2.76	1.964	Yes	Yes
SD	SFWMD	Lee	Gasparilla Island Water Domestic DIW	FLA014641	HI	0.705	0.421	Yes	Yes
SD	SFWMD	Lee	South Seas Plantation	FLA014686	HI	0.264	0.145	Yes	Yes
SD	SFWMD	Lee	Fort Myers Beach WRF	FLA144215	HI	6	3.2	Yes	Yes
SD	SFWMD	Lee	Three Oaks WWTF	FLA145190	HI	6	3.715	Yes	Yes
SD	SFWMD	Lee	Pine Island WRF	FLA176460	HI	0.383	0.131	Yes	Yes
NWD	NFWFMD	Leon	T. P. Smith Water Reclamation Facility	FLA010139	HI	26.5	18.638	No	Yes
NWD	NFWFMD	Leon	Meadows-At-Woodrun WWTF	FLA010159	HI	0.098	0.058	No	Yes
NWD	NFWFMD	Leon	Sandstone Ranch WWTF	FLA010167	BA	0.0707	0.016	No	Yes
NWD	NFWFMD	Leon	Lake Jackson WWTP	FLA010171	BA	0.5	0.325	No	Yes
NWD	NFWFMD	Leon	Killearn Lakes WWTP	FLA010173	BA	0.826	0.433	No	Yes
NED	SRWMD	Levy	Cedar Key WRF	FL0031216	HI	0.18	0.9	No	Yes
NED	SRWMD	Levy	Chiefland WWTF	FLA011648	BA	0.475	0.261	Yes	Yes
NED	SRWMD	Levy	Williston WWTF	FLA012612	BA	0.45	0.216	No	Yes
NWD	NFWFMD	Liberty	Liberty Correctional Institution WWTP	FLA010179	BA	0.28	0.202	No	Yes
NWD	NFWFMD	Liberty	Bristol WWTF	FLA284602	LL	0.25	0.117	No	Yes
NED	SRWMD	Madison	Greenville WWTF	FLA011658	LL	0.15	0.094	No	Yes
SWD	SFWFMD	Manatee	City of Palmetto WWTP	FL0020401	HI	2.4	1.484	Yes	Yes
SWD	SFWFMD	Manatee	City of Bradenton WWTP	FL0021369	HI	9	5.916	No	No
SWD	SFWFMD	Manatee	Manatee County Southwest Regional WWTP	FLA012619	HI	15	10	No	Yes
CD	SJRWMD	Marion	City of Belleview	FLA010678	HI	0.76	0.45	Yes	Yes
CD	SJRWMD	Marion	Ocala WRF #2	FLA010680	HB	6.6	3.946	Yes	Yes

Florida Department of Environmental Protection
2021 Reuse Inventory

DEP District Office	Water Management District	County	WWTP Name	Facility ID	WWTP Disinfection Level	WWTP Permitted Capacity (mgd)	WWTP Daily Annual Avg Flow (mgd)	WRCA	Reuse
CD	SJRWMD	Marion	MCUD Stonecrest WWTF	FLA010741	BA	1	0.193	Yes	Yes
CD	SJRWMD	Marion	Marion Correctional Institute WWTF	FLA010789	HI	0.724	0.58	Yes	Yes
CD	SWFWMD	Marion	On Top of The World South WWTF	FLA012683	HI	1.25	0.66	No	No
CD	SWFWMD	Marion	Rainbow Springs Fifth Replat WWTF	FLA012693	BA	0.23	0.165	No	Yes
CD	SWFWMD	Marion	MCUD/Oak Run	FLA012697	HB	1.6	0.921	No	No
CD	SWFWMD	Marion	City of Dunnellon WWTF	FLA126594	BA	0.49	0.172	No	No
CD	SJRWMD	Marion	Ocala WRF #3	FLA190268	HI	4.43	2.285	No	Yes
CD	SWFWMD	Marion	Marion County - Northwest Regional WWTF	FLA272060	HB	0.2	0.079	No	No
CD	SJRWMD	Marion	MCUD/Silver Springs Shores WRF	FLA296651	HB	2	1.228	Yes	Yes
CD	SFWMD	Marion	Juliette Falls WWTF	FLA490415	BA	0.026	0	No	Yes
CD	SFWMD	Marion	Juliette Falls WWTF	FLA490415	HI	0.1	0	No	Yes
SED	SFWMD	Martin	Martin County Tropical Farms WWTF	FL0043214	HI	5.9	3.937	Yes	Yes
SED	SFWMD	Martin	South Martin Regional Util. (FKA Hydratech) WWTF	FLA013859	HI	1.4	0.887	Yes	Yes
SED	SFWMD	Martin	Martin Correctional Institute	FLA013881	HI	0.37	0.325	Yes	Yes
SED	SFWMD	Martin	Sailfish Point WWTF	FLA017466	HI	0.25	0.0784	Yes	Yes
SED	SFWMD	Martin	Indiantown Company WWTF	FLA029939	HB	0.75	0.319	Yes	Yes
SED	SFWMD	Martin	City of Stuart	FLA041459	HI	4	1.813	Yes	No
SED	SFWMD	Miami-Dade	MDWASA Central District WWTF	FL0024805	HB	143	112.92	Yes	No
SED	SFWMD	Miami-Dade	MDWASD North District WWTP	FL0032182	HB	120	101.68	Yes	Yes
SED	SFWMD	Miami-Dade	City of Homestead	FLA013609	HI	4.5	5.233	Yes	Yes
SED	SFWMD	Miami-Dade	MDWASA South District WWTF	FLA042137	HI	112.5	98.14	Yes	No
SD	SFWMD	Monroe	City of Key Colony Beach	FLA014720	HI	0.34	0.21	Yes	No
SD	SFWMD	Monroe	Duck Key Wastewater Cooperative	FLA014772	HI	0.274	0.125	No	Yes
SD	SFWMD	Monroe	North Key Largo WWTP	FLA015009	HI	0.499	0.253	Yes	No
SD	SFWMD	Monroe	City of Marathon Area 5 Little Venice WWTP	FLA187364	HB	0.45	0.315	Yes	Yes
SD	SFWMD	Monroe	City of Marathon Area 4 WWTP	FLA550973	HI	0.4	0.245	Yes	Yes
SD	SFWMD	Monroe	Big Coppitt WWTP	FLA567591	HB	0.411	0.318	Yes	Yes
SD	SFWMD	Monroe	City of Marathon Area 3 WWTP	FLA642851	HI	0.25	0.176	Yes	Yes

Florida Department of Environmental Protection
2021 Reuse Inventory

DEP District Office	Water Management District	County	WWTP Name	Facility ID	WWTP Disinfection Level	WWTP Permitted Capacity (mgd)	WWTP Daily Annual Avg Flow (mgd)	WRCA	Reuse
SD	SFWMD	Monroe	City of Marathon Area 7 WWTP	FLA705250	HI	0.2	0.046	Yes	Yes
NED	SJRWMD	Nassau	Marsh Cove WWTF	FL0032654	BA	0.0499	0.013	No	No
NED	SJRWMD	Nassau	Hilliard WWTF	FL0043079	BA	0.48	0.263	Yes	Yes
NED	SJRWMD	Nassau	Nassau Regional WWTF	FL0116793	HI	2	1.403	Yes	Yes
NED	SJRWMD	Nassau	Nassau Amelia Utilities WWTF	FLA011688	HI	0.95	0.769	Yes	Yes
NWD	NFWFMD	Okaloosa	Hurlburt Field AWTP	FL0003174	HI	1	0.519	No	No
NWD	NFWFMD	Okaloosa	Jerry D. Mitchem WRF at Bob Sikes Industrial Park	FLA010181	BA	0.391	0.129	No	Yes
NWD	NFWFMD	Okaloosa	Russell F. W. Stephenson WWTF	FLA010182	BA	0.98	0.52	Yes	Yes
NWD	NFWFMD	Okaloosa	NV Regional WWTF	FLA010185	HB	3.35	1.82	Yes	Yes
NWD	NFWFMD	Okaloosa	Mary Esther WWTP	FLA010191	BA	1.1	0.405	Yes	Yes
NWD	NFWFMD	Okaloosa	Crestview WWTP	FLA010193	BA	2.75	1.68	No	Yes
NWD	NFWFMD	Okaloosa	George F. French Water Reclamation Facility	FLA010194	HI	6	3.312	Yes	Yes
NWD	NFWFMD	Okaloosa	Okaloosa Correctional Institution WWTF	FLA010202	BA	0.225	0.151	No	Yes
NWD	NFWFMD	Okaloosa	Arbennie Pritchett Water Reclamation Facility	FLA485942	HI	15	7.3	No	Yes
SED	SFWMD	Okeechobee	Cemetery Road Wastewater Treatment Facility	FLA013888	HI	3	0.867	No	Yes
SED	SFWMD	Okeechobee	Okeechobee Correctional WWTF	FLA013940	BA	2	0.212	Yes	Yes
CD	SJRWMD	Orange	Winter Garden WWTF	FL0020109	HB	4.75	3.89	Yes	Yes
CD	SJRWMD	Orange	OCUD/Eastern Subregional WRF	FL0038849	HB	24	19.56	Yes	Yes
CD	SJRWMD	Orange	OCUD/Northwest Water Reclamation Facility	FLA010798	HI	11.25	5.963	Yes	Yes
CD	SFWMD	Orange	Orlando - Conserv II WRF	FLA010814	HI	21	14.196	Yes	Yes
CD	SJRWMD	Orange	Ocoee WWTF	FLA010815	HB	3	1.7	Yes	Yes
CD	SFWMD	Orange	Orlando/Conserv I WWTF	FLA010816	HI	7.5	5.39	Yes	Yes
CD	SJRWMD	Orange	Apopka WRF - Project Arrow	FLA010818	HI	8	2.915	Yes	Yes
CD	SJRWMD	Orange	Winter Park Estates WWTF	FLA010819	HI	0.75	0.513	Yes	Yes
CD	SJRWMD	Orange	Fairways Country Club WWTF	FLA010823	HI	0.15	0.138	Yes	Yes
CD	SJRWMD	Orange	Gulfstream Harbor WWTF	FLA010835	BA	0.1	0.0430	Yes	Yes
CD	SJRWMD	Orange	Rock Springs MHP WWTF	FLA010871	BA	0.15	0.101	Yes	Yes

Florida Department of Environmental Protection
2021 Reuse Inventory

DEP District Office	Water Management District	County	WWTP Name	Facility ID	WWTP Disinfection Level	WWTP Permitted Capacity (mgd)	WWTP Daily Annual Avg Flow (mgd)	WRCA	Reuse
CD	SJRWMD	Orange	Wedgfield WWTF	FLA010900	HI	0.33	0.222	Yes	Yes
CD	SFWMD	Orange	OCUD/South WRF	FLA107972	HI	43	15.313	Yes	Yes
CD	SJRWMD	Orange	Reedy Creek Improvement District	FLA108219	HI	20	11.258	Yes	Yes
CD	SFWMD	Osceola	TWA - South Bermuda	FLA010957	HI	13	11.615	Yes	Yes
CD	SFWMD	Osceola	TWA - Sandhill Road WWTF	FLA010958	HI	6	4.114	Yes	Yes
CD	SFWMD	Osceola	TWA - Parkway WWTF	FLA010960	HI	1.5	1.028	Yes	Yes
CD	SFWMD	Osceola	St. Cloud Southside WRF	FLA010962	HI	7.6	4.039	Yes	Yes
CD	SJRWMD	Osceola	Good Samaritan Retirement Village WWTF	FLA010974	HI	0.3	0.153	Yes	Yes
CD	SJRWMD	Osceola	TWA - Cypress West	FLA109843	HI	3	2.7970	Yes	Yes
CD	SFWMD	Osceola	TWA - Harmony Community Dev. District WWTF	FLA267872	BA	0.4990	0.222	Yes	Yes
SED	SFWMD	Palm Beach	City of Boca Raton, WWTP	FL0026344	HI	17.5	15.976	Yes	Yes
SED	SFWMD	Palm Beach	Loxahatchee Env Control Dist. WWTP	FL0034649	HI	11	7.133	Yes	Yes
SED	SFWMD	Palm Beach	South Central Regional WWTP	FL0035980	HB	24	17.42	Yes	No
SED	SFWMD	Palm Beach	Seacoast Utilities Authority PGA Regional WWTF	FL0038768	HI	12	7.79	Yes	Yes
SED	SFWMD	Palm Beach	Palm Beach County Southern Region Water Reclamation Facility	FL0041424	HI	35	21.51	Yes	Yes
SED	SFWMD	Palm Beach	Central Region Reclaimed Water facility	FL0471275	HI	3	0.369	Yes	Yes
SED	SFWMD	Palm Beach	Okeelanta Corporation	FLA013706	BA	0.225	0.0468	No	Yes
SED	SFWMD	Palm Beach	Western Region WWTF	FLA027740	BA	6.5	2.944	Yes	No
SED	SFWMD	Palm Beach	East Central Regional Water Reclamation Facility	FLA041360	HB	70	44.27	Yes	No
SED	SFWMD	Palm Beach	Village of Wellington WWTP	FLA042595	HI	6.5	3.45	Yes	No
SED	SFWMD	Palm Beach	Western Region North WWTP	FLA136778	BA	1.2	0.843	Yes	No
SWD	SFWMD	Pasco	City of New Port Richey WWTF	FL0127434	HI	7.5	5.277	Yes	Yes
SWD	SFWMD	Pasco	Shady Hills Subregional WWTF	FLA012741	HI	14	8.277	Yes	Yes
SWD	SFWMD	Pasco	Dade City WWTP	FLA012742	HB	1.5	0.63	No	Yes
SWD	SFWMD	Pasco	City of Zephyrhills WWTP	FLA012744	HI	3.85	1.711	Yes	No
SWD	SFWMD	Pasco	Seven Springs WWTF	FLA012752	HI	3.089	1.784	Yes	Yes
SWD	SFWMD	Pasco	Jasmine Lakes WWTF	FLA012768	BA	0.308	0.291	Yes	No

Florida Department of Environmental Protection
2021 Reuse Inventory

DEP District Office	Water Management District	County	WWTP Name	Facility ID	WWTP Disinfection Level	WWTP Permitted Capacity (mgd)	WWTP Daily Annual Avg Flow (mgd)	WRCA	Reuse
SWD	SWFWMD	Pasco	Palm Terrace Gardens	FLA012773	BA	0.13	0.11	Yes	Yes
SWD	SWFWMD	Pasco	Forest Lake Estates WWTP	FLA012801	BA	0.216	0.052	Yes	Yes
SWD	SWFWMD	Pasco	Travelers Rest WWTF	FLA012831	HI	0.1	0.033	Yes	Yes
SWD	SWFWMD	Pinellas	City of Dunedin Mainland	FL0021326	HI	6	4.4	Yes	Yes
SWD	SWFWMD	Pinellas	City of Clearwater Marshall Street WRF	FL0021857	HI	10	5.555	Yes	No
SWD	SWFWMD	Pinellas	City of Largo	FL0026603	HI	18	11.76	Yes	No
SWD	SWFWMD	Pinellas	City of Oldsmar	FL0027651	HI	2.25	1.503	Yes	Yes
SWD	SWFWMD	Pinellas	City of Tarpon Springs	FL0030406	HI	4	2	Yes	Yes
SWD	SWFWMD	Pinellas	South Cross Bayou WRF	FL0040436	HI	33	20.49	Yes	No
SWD	SWFWMD	Pinellas	South Cross Bayou WRF	FL0040436	HI	33	22.24	Yes	No
SWD	SWFWMD	Pinellas	William E. Dunn WRF	FL0128775	HI	9	7.153	Yes	Yes
SWD	SWFWMD	Pinellas	On Top of The World WWTP	FLA012905	HI	0.6	0.445	Yes	Yes
SWD	SWFWMD	Polk	Auburndale Allred WWTP	FL0021466	HI	1.4	0.656	Yes	Yes
SWD	SWFWMD	Polk	City of Winter Haven WWTP #3	FL0036048	HB	7.5	4.06	Yes	No
SWD	SWFWMD	Polk	City of Lakeland - Glendale WRF	FL0039772	BA	13.7	7.62	Yes	No
SWD	SWFWMD	Polk	Northeast Regional WWTF	FL0A00002	HI	4.75	3.5	Yes	Yes
SWD	SRWMD	Polk	Outdoor Resorts at Orlando WWTF	FLA011047	BA	0.125	0.121	No	Yes
SWD	SWFWMD	Polk	Sun Ray WWTP	FLA012949	BA	1	0.359	Yes	No
SWD	SWFWMD	Polk	Southwest Regional WWTP	FLA012954	HB	3.125	2.136	Yes	Yes
SWD	SWFWMD	Polk	Waverly WWTF	FLA012968	BA	0.13	0.035	Yes	Yes
SWD	SWFWMD	Polk	City of Lake Alfred	FLA012975	HI	0.9	0.675	Yes	Yes
SWD	SWFWMD	Polk	City of Bartow WRF	FLA012976	BA	4	2.26	Yes	Yes
SWD	SWFWMD	Polk	Haines City WWTP	FLA012977	HI	2.97	1.977	Yes	Yes
SWD	SWFWMD	Polk	Grenelefe Resort Center	FLA013016	BA	0.34	0.13	Yes	Yes
SWD	SWFWMD	Polk	Carefree RV Country Club	FLA013093	HI	0.075	0.024	No	Yes
SWD	SWFWMD	Polk	Swiss Village WWTF	FLA013102	BA	0.141	0.033	No	Yes
SWD	SWFWMD	Polk	Swiss Golf Club	FLA013103	BA	0.176	0.044	No	Yes
SWD	SWFWMD	Polk	Cypress Lakes WWTP	FLA013123	HI	0.19	0.113	Yes	Yes
SWD	SWFWMD	Polk	Polk Correctional Institution	FLA013360	BA	0.313	0.152	No	Yes

Florida Department of Environmental Protection
2021 Reuse Inventory

DEP District Office	Water Management District	County	WWTP Name	Facility ID	WWTP Disinfection Level	WWTP Permitted Capacity (mgd)	WWTP Daily Annual Avg Flow (mgd)	WRCA	Reuse
SWD	SWFWMD	Polk	City of Fort Meade	FLA016529	BA	1	0.501	Yes	Yes
SWD	SWFWMD	Polk	City of Auburndale Regional WWTF	FLA016559	HI	2.67	1.769	Yes	Yes
SWD	SFWMD	Polk	Gold Coast Utility WWTF	FLA110434	BA	0.25	0.0954	Yes	No
SWD	SWFWMD	Polk	City of Winter Haven - WWTP #2	FLA129747	HI	1.7	1.248	Yes	No
SWD	SWFWMD	Polk	City of Lake Wales WWTP	FLA129844	HI	2.19	1.145	Yes	Yes
SWD	SWFWMD	Polk	Northwest Regional WWTF	FLA178667	HI	1.515	1.091	Yes	Yes
SWD	SWFWMD	Polk	Dundee Regional WWTF	FLA180416	HI	0.7	0.13	No	Yes
SWD	SWFWMD	Polk	Cardinal Hill WWTF	FLA489093	BA	0.285	140	Yes	Yes
SWD	SRWMD	Polk	Streamsong	FLA760838	HI	0.1	0.021	No	Yes
NED	SJRWMD	Putnam	Crescent City WWTF	FL0021610	BA	0.35	0.089	Yes	Yes
NED	SJRWMD	Putnam	Palatka WWTF	FL0040061	HB	3.5	1.43	Yes	Yes
NED	SJRWMD	Putnam	River Park MHP WWTF	FLA117218	HI	0.1	0.0395	Yes	Yes
NWD	NFWFMD	Santa Rosa	Milton WWTF	FL0021903	HI	2.5	1.84	No	No
NWD	NFWFMD	Santa Rosa	Navarre Beach WWTP	FL0023981	BA	0.032	0.02	No	No
NWD	NFWFMD	Santa Rosa	Navarre Beach WWTP	FL0023981	BA	0.9	0.305	No	No
NWD	NFWFMD	Santa Rosa	Pace Water System WWTP	FL0102202	HI	2.1	1.575	No	Yes
NWD	NFWFMD	Santa Rosa	Town of Jay WWTP	FLA010206	BA	0.12	0.052	No	Yes
NWD	NFWFMD	Santa Rosa	Holley-Navarre Wastewater Treatment Facility	FLA010211	HI	2.99	1.592	Yes	Yes
NWD	NFWFMD	Santa Rosa	Sundial Utilities WWTP	FLA016779	BA	0.25	0.111	No	Yes
NWD	NFWFMD	Santa Rosa	Holley Wastewater Reclamation Facility	FLA548464	HI	0.25	0.035	No	Yes
SD	SWFWMD	Sarasota	City of Sarasota AWWTF	FL0040771	HI	10.2	6.69	No	Yes
SD	SWFWMD	Sarasota	Venice Eastside WWTP	FL0041441	HI	8	3.191	Yes	Yes
SD	SWFWMD	Sarasota	City of North Port WWTP	FLA013378	HI	4.99	2.5	Yes	Yes
SD	SWFWMD	Sarasota	Camelot Lakes WWTP	FLA013390	BA	0.078	0.15	No	Yes
SD	SWFWMD	Sarasota	Camelot Lakes WWTP	FLA013390	HI	0.09	0.051	No	Yes
SD	SWFWMD	Sarasota	Southwest WRF	FLA984841	HB	4	0.407	Yes	Yes
CD	SJRWMD	Seminole	Sanford/North WWTF	FL0020141	HI	7.3	5.819	Yes	Yes
CD	SJRWMD	Seminole	Altamonte Springs Regional WRF	FL0033251	HB	12.5	7.03	Yes	Yes

Florida Department of Environmental Protection
2021 Reuse Inventory

DEP District Office	Water Management District	County	WWTP Name	Facility ID	WWTP Disinfection Level	WWTP Permitted Capacity (mgd)	WWTP Daily Annual Avg Flow (mgd)	WRCA	Reuse
CD	SJRWMD	Seminole	Wekiva Hunt Club WRF	FL0036251	HI	2.9	1.981	Yes	Yes
CD	SJRWMD	Seminole	Casselberry WRF	FLA011066	HI	2.2	0.726	Yes	Yes
CD	SJRWMD	Seminole	Winter Springs - West	FLA011067	HI	2.07	1.093	No	Yes
CD	SJRWMD	Seminole	Winter Springs - East WWTF	FLA011068	HI	2.012	1.194	No	Yes
CD	SJRWMD	Seminole	Oviedo WRF	FLA011074	HI	2.4	1.717	Yes	Yes
CD	SJRWMD	Seminole	Chuluota WWTF	FLA011076	HI	0.25	0.191	Yes	Yes
CD	SJRWMD	Seminole	Palm Valley MHP WWTF	FLA011085	HI	0.15	0.095	Yes	Yes
CD	SJRWMD	Seminole	SCES - Northwest Regional	FLA042625	HB	3.5	2.327	Yes	Yes
NED	SJRWMD	St. Johns	St. Augustine WWTF No. 1	FL0021938	BA	4.95	3.552	Yes	No
NED	SJRWMD	St. Johns	Anastasia Island WWTF	FL0038831	HI	4.95	2.794	Yes	Yes
NED	SJRWMD	St. Johns	Players Club South WWTF	FL0044245	HI	2.4	0.432	Yes	Yes
NED	SJRWMD	St. Johns	Marsh Landing WWTF	FL0044253	HI	0.8	0.642	Yes	Yes
NED	SJRWMD	St. Johns	State Road 207 WWTF	FL0117471	HI	0.25	0.134	Yes	Yes
NED	SJRWMD	St. Johns	Sawgrass WWTF	FL0117897	HI	1.5	0.843	Yes	Yes
NED	SJRWMD	St. Johns	Ponte Vedra WRF	FL0117951	HI	0.8	0.538	Yes	Yes
NED	SJRWMD	St. Johns	Blacks Ford WRF	FL0174441	HI	6	4.908	Yes	No
NED	SJRWMD	St. Johns	Northwest Wastewater Treatment Plant	FL0670651	HI	3	1.251	Yes	Yes
NED	SJRWMD	St. Johns	North Beach Utilities WWTF	FLA011765	BA	0.364	0.271	No	Yes
NED	SJRWMD	St. Johns	Ponce De Leon WWTF	FLA011773	BA	0.24	0.078	No	Yes
SED	SFWMD	St. Lucie	Fort Pierce Utility Authority WWTF	FL0027278	BA	10	5.0244	Yes	No
SED	SFWMD	St. Lucie	SLCUD South Hutchinson Island Water Reclamation Facility	FL0139475	HB	1.6	0.41	Yes	Yes
SED	SFWMD	St. Lucie	SLCU North Hutchinson Island WWTF	FLA013946	HB	0.85	0.283	Yes	Yes
SED	SFWMD	St. Lucie	St. Lucie County Utilities Holiday Pines WWTF	FLA013969	HB	0.033	0.123	Yes	Yes
SED	SFWMD	St. Lucie	Spanish Lakes Country Club	FLA013977	BA	0.16	0.98	Yes	Yes
SED	SFWMD	St. Lucie	Island Dunes Country Club WWTF	FLA013980	HI	0.12	0.076	No	Yes
SED	SFWMD	St. Lucie	Meadowood Community Association, Inc. WWTF	FLA013982	HI	0.105	0.043	Yes	Yes
SED	SFWMD	St. Lucie	Harbour Ridge Wastewater Treatment Facility	FLA013986	HI	0.12	0.078	No	Yes

Florida Department of Environmental Protection
2021 Reuse Inventory

DEP District Office	Water Management District	County	WWTP Name	Facility ID	WWTP Disinfection Level	WWTP Permitted Capacity (mgd)	WWTP Daily Annual Avg Flow (mgd)	WRCA	Reuse
SED	SFWMD	St. Lucie	St. Lucie West Services District	FLA013993	HI	2.13	1.399	Yes	Yes
SED	SFWMD	St. Lucie	Spanish Lakes Fairways WWTF	FLA013998	HI	0.25	0.112	Yes	Yes
SED	SFWMD	St. Lucie	Port St. Lucie Utility Westport WWTF	FLA139653	HI	6	5.065	Yes	Yes
CD	SWFWMD	Sumter	City of Wildwood WWTP	FLA013497	HI	3.55	1.215	No	Yes
CD	SWFWMD	Sumter	Sumter Correctional Institution WWTF	FLA013558	HI	0.35	0.284	No	Yes
CD	SWFWMD	Sumter	Little Sumter Utility Co. WWTF	FLA017133	HI	3	1.536	No	Yes
CD	SWFWMD	Sumter	Continental Country Club	FLA043699	BA	0.2	0.104	No	No
CD	SWFWMD	Sumter	City of Bushnell - David Hanson WWTF	FLA188697	BA	0.5	0.281	No	Yes
CD	SWFWMD	Sumter	North Sumter Utility Company WWTF	FLA281581	HI	2.8	2.04	No	Yes
CD	SWFWMD	Sumter	Central Sumter Utility Company WWTF	FLA499951	HI	1.6	1.28	No	Yes
NED	SRWMD	Suwannee	Live Oak WWTF	FLA011805	HB	2.21	0.883	Yes	Yes
NED	SRWMD	Suwannee	Advent Christian Village WWTF	FLA011819	BA	0.21	0.052	Yes	Yes
NED	SRWMD	Taylor	Perry WWTF	FL0026387	HI	1.25	0.8582	No	No
NED	SRWMD	Taylor	Taylor Correctional Institution WWTF	FLA011831	BA	0.4	0.151	No	Yes
NED	SRWMD	Union	City of Lake Butler WWTF	FLA118338	BA	0.7	0.466	Yes	Yes
CD	SJRWMD	Volusia	Deland/Wiley M. Nash Water Reclamation Facility	FL0020303	HI	6	3.74	Yes	No
CD	SJRWMD	Volusia	Ormond Beach WWTF	FL0020532	HI	8	4.61	Yes	No
CD	SJRWMD	Volusia	Port Orange WWTF	FL0020559	HB	12	6.892	Yes	Yes
CD	SFWMD	Volusia	City of Edgewater	FL0021431	HI	2.75	1.698	Yes	Yes
CD	SJRWMD	Volusia	Daytona Beach/Bethune Point WRF	FL0025984	HI	13	4.6	Yes	No
CD	SJRWMD	Volusia	Holly Hill WRF	FL0027677	HI	2.4	1.89	Yes	No
CD	SJRWMD	Volusia	Daytona Beach Westside Regional WRF	FL0111392	HI	15	6.1	Yes	Yes
CD	SJRWMD	Volusia	New Smyrna Beach Water Reclamation Facility	FL0172090	HI	7	3.64	Yes	No
CD	SFWMD	Volusia	VC/Southwest WWTF-2	FLA011121	HI	0.6	0.252	Yes	Yes
CD	SFWMD	Volusia	VC/Southwest Regional WWTF-1	FLA011128	HI	2.341	1.622	Yes	Yes
CD	SJRWMD	Volusia	VC/ Halifax Plantation WWTF-8	FLA011131	HI	0.3	0.167	Yes	Yes
CD	SJRWMD	Volusia	Tymber Creek WWTF	FLA011193	HI	0.131	0.057	No	Yes
CD	SJRWMD	Volusia	VC/Southeast WWTF-7	FLA017413	HI	0.52	0.222	Yes	Yes

Florida Department of Environmental Protection
2021 Reuse Inventory

DEP District Office	Water Management District	County	WWTP Name	Facility ID	WWTP Disinfection Level	WWTP Permitted Capacity (mgd)	WWTP Daily Annual Avg Flow (mgd)	WRCA	Reuse
CD	SJRWMD	Volusia	Deltona Lakes	FLA111724	HI	1.4	0.587	Yes	Yes
NWD	NWFWMD	Wakulla	Wakulla County - Otter Creek WWTP	FLA010225	BA	1.2	0.619	No	Yes
NWD	NWFWMD	Wakulla	Winco Utilities, Inc. WWTP	FLA016544	BA	0.495	0.302	No	Yes
NWD	NWFWMD	Wakulla	St. Marks WWTF	FLA102318	BA	0.1	0.041	No	No
NWD	NWFWMD	Walton	City of Freeport WWTP	FLA010245	BA	0.6	0.443	Yes	Yes
NWD	NWFWMD	Walton	Sandestin WWTP	FLA010251	HB	4	1.692	Yes	Yes
NWD	NWFWMD	Walton	Point Washington WWTF	FLA010252	HB	4	1.533	Yes	Yes
NWD	NWFWMD	Walton	Walton Correctional Institution WWTP	FLA010254	BA	Not reported	Not reported	No	Yes
NWD	NWFWMD	Walton	City of Defuniak Spring WWTP	FLA102440	BA	1.5	0.7	No	Yes
NWD	NWFWMD	Walton	Seacrest WWTF	FLA183555	HB	4	0.366	Yes	Yes
NWD	NWFWMD	Walton	Walton County Commerce Park at Mossy Head WWTF	FLA689637	BA	0.25	0.023	No	Yes
NWD	NWFWMD	Washington	Northwest Florida Reception Center WWTF	FLA010260	BA	0.465	0.295	No	Yes
NWD	NWFWMD	Washington	Chipley WWTP	FLA027570	HI	1.2	0.736	No	No
NWD	NWFWMD	Washington	City of Vernon WWTF	FLA102563	BA	0.206	0.076	No	Yes