



# **ADOPTION INCENTIVE**

## **ANNUAL REPORT**

Department of Children and Families

Office of Child Welfare

November 15, 2021

Shevaun L. Harris

Secretary

Ron DeSantis

Governor

# Table of Contents

Purpose.....2

Comprehensive Baseline Assessment.....3

2021 Adoption Baseline Data.....3

Conclusions.....10

Attachments:

Adoption Incentive Annual Report

Appendix A.....Total Adoptions and the Number of Families Who Adopted One or More Children

Appendix B.....Total Adoptions and Percent Change in Total Number of Adoptions

Appendix C .....Number of Children Who are Eligible for Adoption Who Were Adopted and Percent of Eligible Children

Appendix D.....Length of Stay from Last Removal to Termination of Parental Rights and Termination of Parental Rights to Adoption

Annual Adoption Survey

Post Communication Survey

## Purpose

The Adoption Incentive Program is intended to improve the achievement of permanency, stability, and well-being for children residing in foster care who cannot be reunited with their families through the development of specific and measurable performance standards. Section 409.1662(4), Florida Statutes (F.S.), requires the Florida Department of Children and Families (Department) to provide an annual report to the Governor and Legislature of the established negotiated targets, outcomes achieved, and incentive payments made to each Community-Based Care lead agency (CBC) during the previous state fiscal year.

In fiscal year, 2020-2021 the Adoption Incentive Program was unfunded. At the point the adoption incentive program funding is reallocated, specified adoption performance standards will be identified and negotiated with each CBC.

Section 409.1662(2)(a), F.S., requires the completion of a baseline assessment of performance in the areas listed below. In establishing the baseline assessment, some limitations to available data exist, which are described throughout this report. The most recent five years of available data were evaluated for the following adoption performance areas:

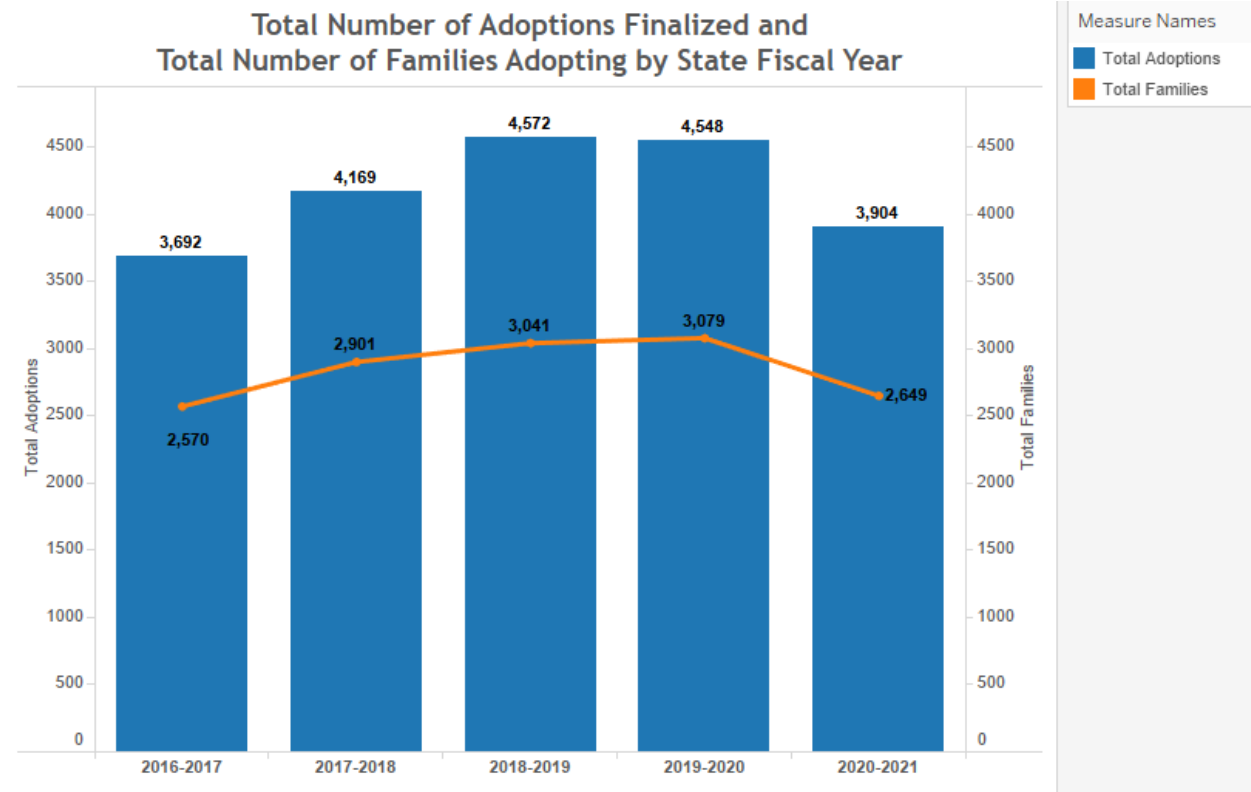
1. The number of families attempting to adopt children from foster care and the number of families completing the adoption process.
2. The number of children eligible for adoption and the number of children whose adoptions were finalized.
3. The length of time eligible children waited for adoption.
4. The number of adoptions that resulted in disruption or dissolution and the subset of those disrupted adoptions that were preventable by the CBC or the subcontracted provider.
5. The length of time taken to complete each phase of the adoption process.
6. The expenditures made to recruit adoptive homes and a description of any initiatives to improve adoption performance or streamline the adoption process.
7. The results of any specific effort to gather feedback from prospective adoptive parents, adoptive parents, children in the child welfare system, adoptees, and other stakeholders.
8. The use of evidence-based, evidence-informed, promising, and innovative practices in recruitment, orientation, and preparation of appropriate adoptive families; matching children with families; supporting children during the adoption process; and providing post-adoptive support.

## Comprehensive Baseline Assessment

Per section 409.1662(2)(a), F.S., the Department conducted a comprehensive baseline assessment of the eight required adoption performance areas. Five years of available data were analyzed for each of the adoption performance areas. To compile this report, the available data were extracted from the Florida Safe Families Network (FSFN), which is Florida’s child welfare system of record. Any variation in this data collection methodology is noted in the report.

### 2021 Adoption Baseline Data

1. The number of families attempting to adopt children from foster care and the number of families completing the adoption process.

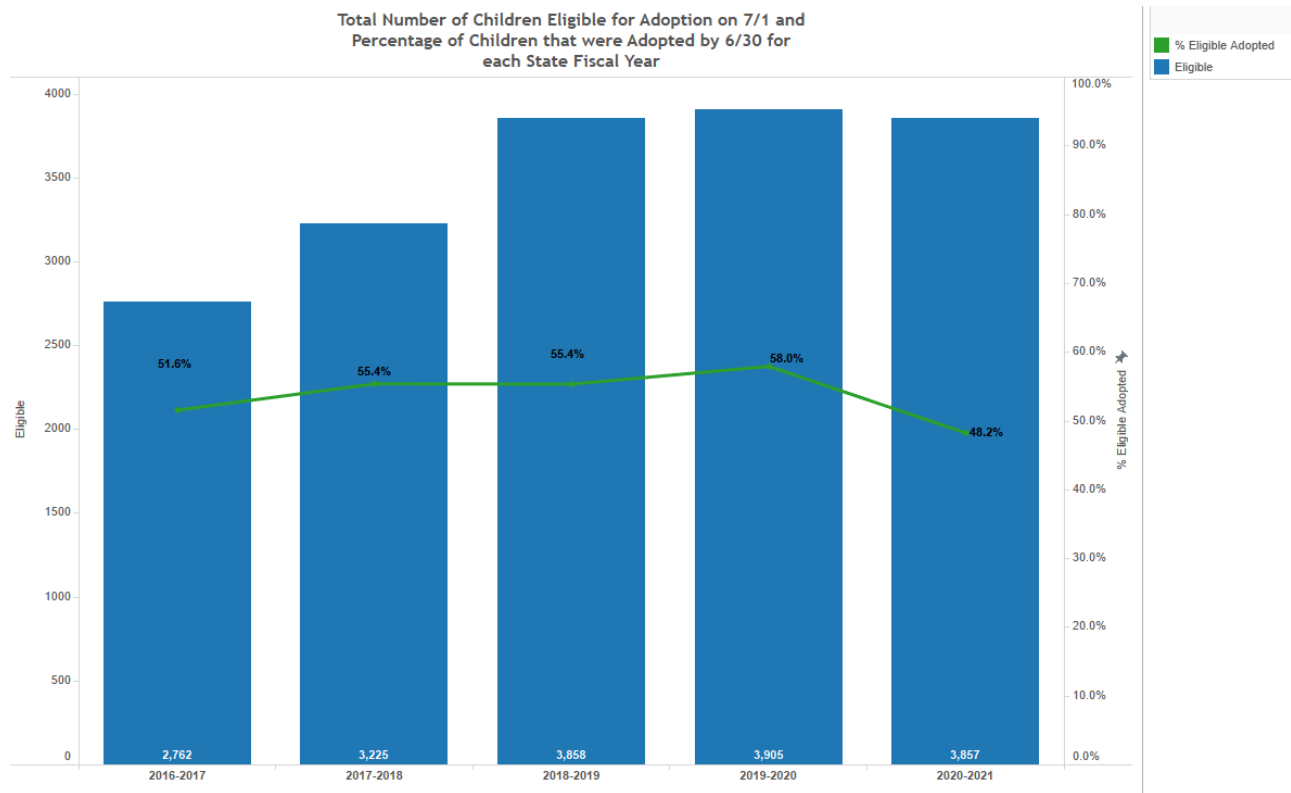


The number of families attempting to adopt is not tracked. The chart above depicts the total number of adoptions through the Department and the actual number of families who adopted at least one child each state fiscal year during the five-year assessment period (See Appendix A for data at the CBC level). Families interested in adopting have multiple avenues to assist them in starting the adoption process.

Between SFY 2016-2017 and SFY 2020-2021, the number of finalized adoptions increased from 3,692 to 3,904, and the number of families who adopted one or more children from foster care increased from 2,570 to 2,649. The expansion of the Adoption Benefits Program for State and Other Qualifying Employees provided for in section 409.1664, F.S., may have contributed to the rise in the total number of adoptions and the number of families adopting from the foster care system for SFY 2020-2021.

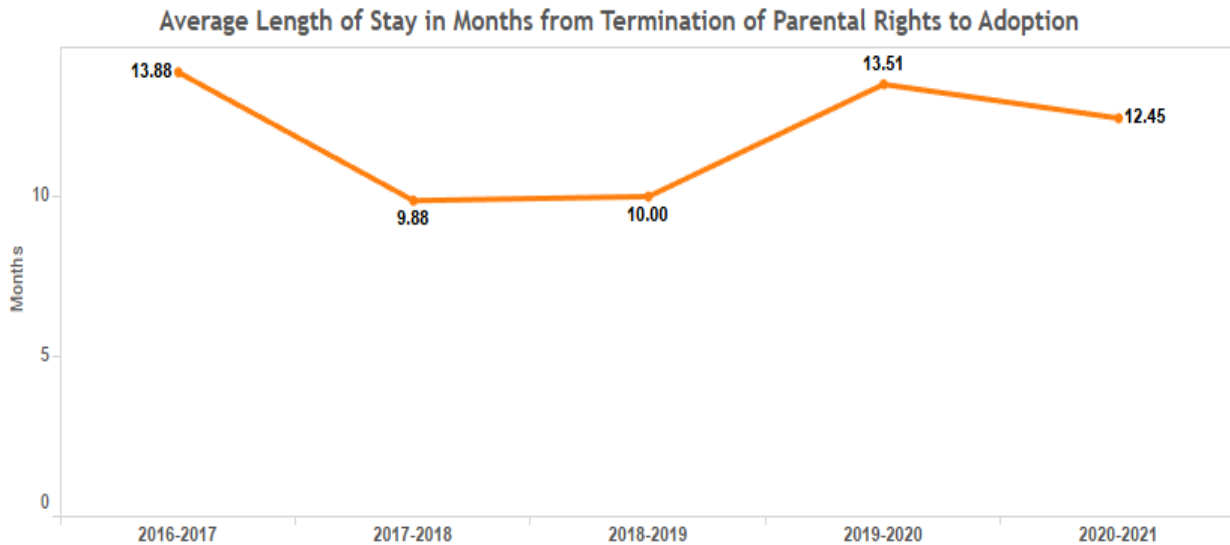
## 2. The number of children eligible for adoption and the number of children whose adoptions were finalized.

The chart below illustrates the overall trend in the number of children eligible for adoption on July 1 of the fiscal year and the subset of those children who were subsequently adopted by June 30 of that fiscal year. The number of children eligible for adoption decreased from 3,905 in SFY 2019-2020 to 3,857 in SFY 2020-2021, and the percent adopted decreased from 58.0 percent to 48.2 percent for the same time period (see Appendix B for CBC level data).



### 3. The length of time eligible children waited for adoption.

In Florida, children are not eligible for adoption until the parental rights of their legal and/or biological parents have been terminated. The chart below represents the average length of time from the termination of parental rights (TPR) to finalized adoption for children who had a finalized adoption during the five-year baseline assessment period. The chart shows a decrease of the statewide average for the length of time from TPR to adoption finalization from 13.51 months in SFY 2019-2020 to 12.45 months in SFY 2020-2021 (see Appendix C for CBC level data).



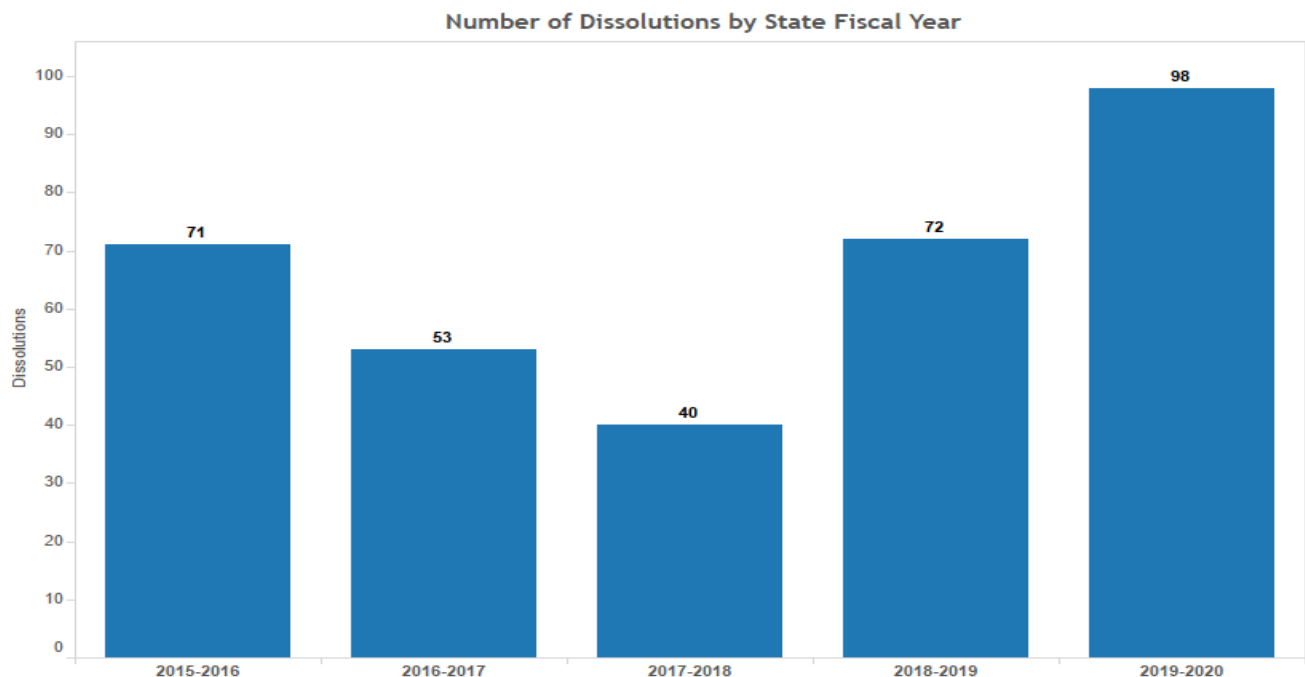
### 4. The number of adoptions that resulted in disruption or dissolution and the subset of those disrupted adoptions that were preventable by the lead agency or the subcontracted provider.

The following chart shows a listing of the total disruptions and those that were preventable by the CBC or the subcontracted provider. A preventable disruption is defined as a family withdrawing their expressed intent to adopt due to the family no longer being interested in adoption prior to the adoption being finalized, while a disruption is defined as removing a child from a pre-adoptive placement prior to adoption finalization. The data displayed illustrates disruptions from the last reporting period until the end of SFY 2020-2021. As indicated below, 14 of the 18 CBCs have had five or less disruptions for a total of 61 preventable disruptions for SFY 2020-2021.

| Number of Total and Preventable Disruptions<br>July 1, 2020 through June 30, 2021 |                                   |                   |                     |
|---|-----------------------------------|-------------------|---------------------|
| Primary Agency  | Number of Preventable Disruptions | Total Disruptions | Percent Preventable |
| C 1 FamiliesFirst Network   | 7                                 | 8                 | 87.50%              |
| C 2 & 14 Northwest Florida Health Network   | 3                                 | 6                 | 50.00%              |
| C 3 & 8 Partnership Strong Families   | 10                                | 11                | 90.91%              |
| C 4 Clay - Kids First Florida   | 0                                 | 0                 | 0.00%               |
| C 4 Family Support Svcs North Fla   | 6                                 | 14                | 42.86%              |
| C 5 Kids Central, Inc.  | 4                                 | 17                | 23.53%              |
| C 6 Eckerd Community Pinellas/Pasco   | 2                                 | 4                 | 50.00%              |
| C 7 Community Partnership Children  | 1                                 | 1                 | 100.00%             |
| C 7 St. Johns Family Integrity  | 0                                 | 0                 | 0.00%               |
| C 9 & 18 Embrace Families CBC   | 5                                 | 6                 | 83.33%              |
| C 10 Heartland for Children   | 2                                 | 2                 | 100.00%             |
| C 11 & 16 Citrus Health Network   | 8                                 | 9                 | 88.89%              |
| C 12 Sarasota Safe Children Coalition   | 3                                 | 5                 | 60.00%              |
| C 13 Eckerd Community Hillsborough  | 4                                 | 4                 | 100.00%             |
| C 15 ChildNet Palm Beach  | 3                                 | 4                 | 75.00%              |
| C 17 ChildNet Broward   | 2                                 | 4                 | 50.00%              |
| C 19 Communities Connected for Kids CBC   | 1                                 | 1                 | 100.00%             |
| C 20 Children's Network of SW Fla   | 0                                 | 1                 | 0.00%               |
| Statewide   | 61                                | 97                | 62.89%              |

Source: OCWDRU Report #1219 - Expressed Intent to Adopt Withdrawn

Rule 65C-16.001(12), Florida Administrative Code, defines dissolution as the return of a child to out-of-home care and the subsequent termination of the parental rights of the adoptive parents. Dissolutions continue to be tracked manually by the CBCs and the Department's Statewide Adoption Program Specialist.



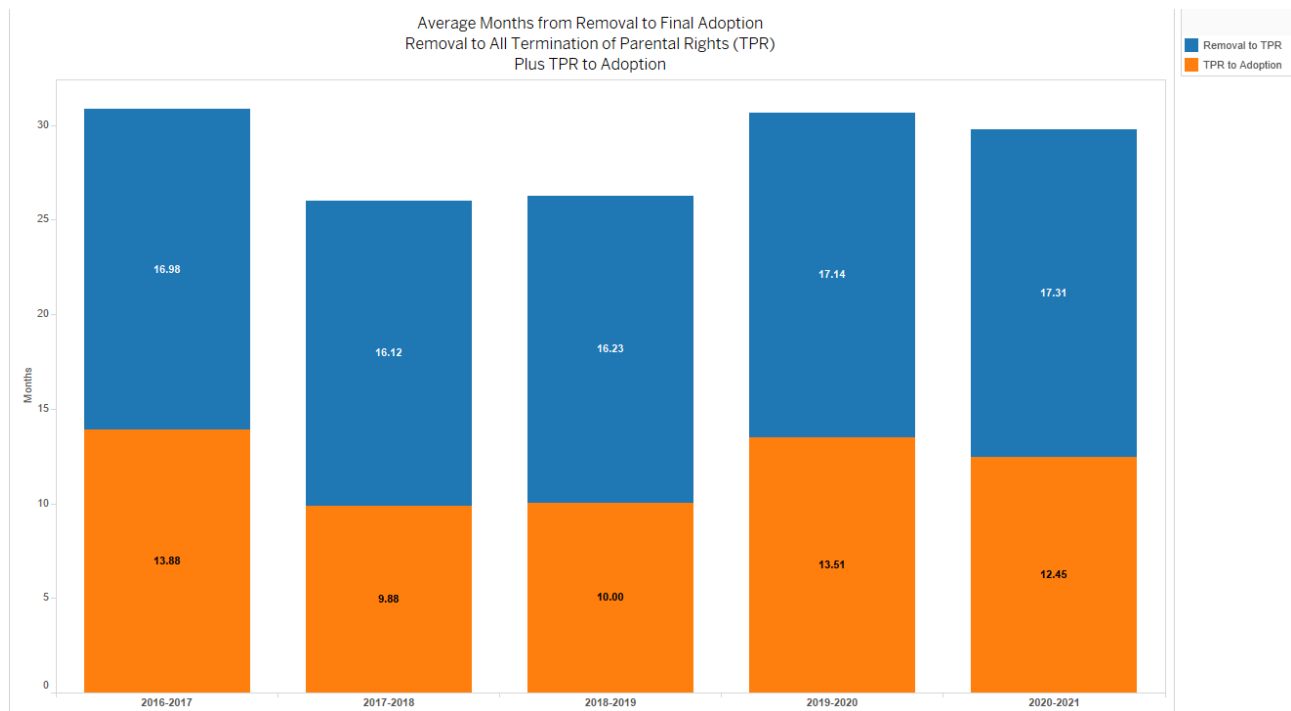
Note: The Number of Dissolutions by State Fiscal Year is reported up to the previous fiscal year due to data entry limitations.

The chart above shows an increase from 72 dissolutions in SFY 2018-2019 to 98 dissolutions in SFY 2019-2020. CBCs reported that most dissolutions occurred due to behavioral challenges and mental health needs that some adoptive parents indicated that they were unable to manage. Additional funding received through the 2021 legislative session is being provided to the CBCs to expand post adoption services to better support families in an effort to prevent dissolutions.

**5. The time taken to complete each phase of the adoption process.**

There are two clear phases of the adoption process. The first phase of the adoption process is the time between the removal of the child from their biological and/or legal parents to the termination of paternal rights of both parents. The second phase of the adoption process begins with the termination of parental rights of both parents and ends with the finalized adoption of the child.

The chart below displays the length of time to complete each phase of the adoption process during the last five state fiscal years, as well as the total length of time it took to reach adoption completion (see Appendix D for CBC level data). Although there was a slight increase in the amount of time from removal to TPR of 0.17 percent from SFY 2019-2020 to SFY 2020-2021, there was a decrease in the length of time from TPR to adoption of 1.06 percent from SFY 2019-2020 to SFY 2020-2021.



**6. The expenditures made to recruit adoptive homes and a description of any initiative to improve adoption performance or streamline the adoption process.**

CBC Lead Agencies and their subcontracted providers utilize several resources such as foster and adoptive parent support groups, community fairs, churches, local media outlets, and social media to recruit adoptive homes for available children throughout the state. While all CBC lead agencies



and their subcontractors completed recruitment activities from July 2020 through June 2021, only Eckerd Community Alternatives reported adoption-specific recruitment activities. The total expenditures reported by CBCs for adoption-related activities were \$0.

Expenditures for Adoption Related Activities, July 1, 2020 - June 30, 2021

| Primary Agency                | # Child Specific | Child Specific | # General  | General      | # Targeted | Targeted     | # Other    |                    | Total  | Total        |
|-------------------------------|------------------|----------------|------------|--------------|------------|--------------|------------|--------------------|--------|--------------|
|                               | Activities       | Expenditures   | Activities | Expenditures | Activities | Expenditures | Activities | Other Expenditures | Events | Expenditures |
| Eckerd Community Alternatives | 0                | \$0            | 1          | \$0          | 0          | \$0          | 1          | \$0                | 2      | \$0          |
| Statewide                     | 0                | \$0            | 1          | \$0          | 0          | \$0          | 1          | \$0                | 2      | \$0          |

**7. The results of any specific effort to gather feedback from prospective adoptive parents, adoptive parents, children in the child welfare system, adoptees, and other stakeholders.**

Annual Adoption Survey: The Department, in conjunction with the CBCs, conducted an Annual Adoption Survey to gather feedback from prospective and adoptive parents, children in the child welfare system, adoptees, and other stakeholders.

The survey inquired as to the participants’ overall adoption experience, the quality and timeliness of services, and post-adoption services/supports in their area. A total of 871 responses were received. A copy of the survey instrument is attached to this report, as well as the outcomes.

Overall, participants reported that their CBCs excelled in three areas: the timely completion of the adoption home study, offering transparency during the adoption process, and responding to questions timely. The majority of participants expressed that the CBCs could improve in the following areas: post-adoption services/supports and assistance with accessing post-adoption services/supports.

Post Communication Survey: Per 39.812(6), F.S., once a child’s adoption is finalized, the community-based care lead agency must make a reasonable effort to contact the adoptive family by telephone 1 year after the date of finalization of the adoption as a postadoption service. The intent of the survey is to determine the types of services received by the family and the quality of those services. The Department received 73 responses to the 20/21 survey. A copy of the survey instrument and outcomes is attached in this report.

Based on the total number of survey participants, the majority of the families indicated that they requested assistance with accessing mental health services, adoption subsidies, and Medicaid benefits. Due to the limited number of responses received, the Department is unable to determine statewide trends regarding post-adoption services and supports. However, the Department continues to offer statewide trainings to CBCs, Case Management Organizations, and adoptive parents on topics that include maintenance adoption subsidy, Medicaid, and post-adoption services and supports.

## **8. The use of evidence-based, evidence-informed, promising, and innovative practices in recruitment, orientation, and preparation of appropriate adoptive families, matching children with families, supporting children during the adoption process, and providing post-adoptive support.**

CBCs throughout the state reported the deployment of various tools and practices used in the preparation of appropriate adoptive families, matching children with families, and providing post-adoption supports.

### Embrace Families

In SFY 2020-2021, Embrace Families implemented Emotional Support Services which utilizes a community provider to assist post-adoptive families with navigating community resources. This new service reduced Adoption Dissolutions by 50 percent from the previous SFY of families actively engaged with Embrace Families Post Adoption Services.

Embrace Families also implemented a Care Coordination model which consists of Post-Adoption Services (PAS), Behavioral Health Coordinator (BHC) and Clinical Coordination (CC) designed to conduct ongoing assessment, service referrals and monitoring with families. PAS BHC/CC staff coordinate and collaborate with Diversion Services/Family Support Services. They have served a total of 262 families and 531 clients.

### Eckerd Hillsborough

During SFY 2020-2021, Eckerd Hillsborough restructured Professional Parenting Training to focus specifically on needs of targeted youth available for adoption. The training adds a trauma informed focus regarding the impact trauma has on the brain. Eckerd also shifted training to a web-based classroom model to ensure ongoing services are provided to families during times of uncertainty.

### Statewide Practices

Some commonly used recruitment activities that have continued to be successfully utilized throughout the state by the CBCs and their subcontracted providers include featuring portraits of available children on Florida's Explore Adoption website, using the Adopt Us Kids and Children Awaiting Parents national websites, and Family Match. In addition, several CBCs have continued the use of Heart Galleries to recruit families for children with unidentified adoptive homes by displaying professional portraits on a centralized website and within the communities at local businesses and churches.

## Conclusions

The Department implemented the statutory requirements and goals associated with the Comprehensive Baseline Assessment. Once funding is reallocated, all components of the Adoption Incentive Program contained in section 409.1662, F.S., will be reinstated. The Department completed the baseline assessment required by section 409.1662(2)(a), F.S., which outlined several positive strides in adoption trends throughout the state. The Department will continue to work with CBCs to improve these trends and ensure that all children available for adoption achieve permanency by finding their forever family.



# **ADOPTION INCENTIVE**

## **ANNUAL REPORT**

### **Appendices A – D**

Department of Children and Families

Office of Child Welfare

November 15, 2021

| <b>Number of Children Adopted and the Number of Families who Adopted One or More Children by State Fiscal Year</b> |                       |                |                       |                |                       |                |                       |                |                       |                |
|--|-----------------------|----------------|-----------------------|----------------|-----------------------|----------------|-----------------------|----------------|-----------------------|----------------|
|  | 2016-2017             |                | 2017-2018             |                | 2018-2019             |                | 2019-2020             |                | 2020-2021             |                |
| Agency   | # of Children Adopted | Total Families | # of Children Adopted | Total Families | # of Children Adopted | Total Families | # of Children Adopted | Total Families | # of Children Adopted | Total Families |
| C 1 FamiliesFirst Network  | 247                   | 165            | 307                   | 213            | 268                   | 179            | 287                   | 176            | 315                   | 194            |
| C 2 & 14 NWF Health Network  | 194                   | 134            | 220                   | 157            | 207                   | 142            | 174                   | 119            | 228                   | 143            |
| C 3 & 8 Partnership Strong Families  | 178                   | 129            | 185                   | 131            | 273                   | 174            | 232                   | 155            | 167                   | 119            |
| C 4 Clay - Kids First Florida  | 53                    | 36             | 73                    | 48             | 67                    | 51             | 88                    | 63             | 82                    | 54             |
| C 4 Family Support Svcs North Fla  | 245                   | 144            | 361                   | 221            | 389                   | 233            | 416                   | 254            | 266                   | 179            |
| C 5 Kids Central, Inc.   | 188                   | 128            | 196                   | 141            | 230                   | 155            | 306                   | 213            | 276                   | 181            |
| C 6 Eckerd Community Pinellas/Pasco  | 315                   | 218            | 319                   | 223            | 401                   | 287            | 332                   | 236            | 366                   | 267            |
| C 7 Community Partnership Children   | 208                   | 149            | 245                   | 174            | 275                   | 186            | 287                   | 198            | 124                   | 91             |
| C 7 St. Johns Family Integrity   | 45                    | 35             | 56                    | 36             | 61                    | 38             | 50                    | 99             | 35                    | 26             |
| C 9 & 18 Embrace Families CBC  | 235                   | 169            | 300                   | 196            | 302                   | 200            | 326                   | 217            | 270                   | 185            |
| C 10 Heartland for Children  | 144                   | 98             | 145                   | 102            | 171                   | 115            | 170                   | 119            | 180                   | 118            |
| C 11 & 16 Citrus Health Network  | 360                   | 246            | 304                   | 218            | 358                   | 227            | 281                   | 197            | 173                   | 128            |
| C 12 Sarasota Safe Children Coalition  | 120                   | 90             | 134                   | 90             | 186                   | 131            | 135                   | 28             | 153                   | 108            |
| C 13 Eckerd Community Hillsborough   | 262                   | 184            | 296                   | 203            | 292                   | 195            | 375                   | 253            | 314                   | 191            |
| C 15 ChildNet Palm Beach   | 171                   | 129            | 178                   | 138            | 183                   | 121            | 189                   | 135            | 146                   | 113            |
| C 17 ChildNet Broward  | 288                   | 209            | 314                   | 232            | 348                   | 245            | 336                   | 233            | 210                   | 157            |
| C 18 Brevard Family Partnership  | 97                    | 68             | 145                   | 109            | 165                   | 117            | 137                   | 95             | 153                   | 100            |
| C 19 Communities Connected for Kids  | 145                   | 97             | 186                   | 131            | 167                   | 118            | 190                   | 117            | 168                   | 117            |
| C 20 Children's Network of SW Fla  | 196                   | 141            | 199                   | 138            | 221                   | 169            | 237                   | 171            | 233                   | 170            |
| Other (DCF Child Welfare, Manatee)   | 1                     | 1              | 6                     | 3              | 8                     | 6              | 0                     | 1              | 10                    | 8              |
| Statewide  | 3,692                 | 2,570          | 4,169                 | 2,904          | 4,572                 | 3,041          | 4,548                 | 3,079          | 3,869                 | 2,649          |

| <b>Total Adoptions and Percent Change in Total Number of Adoption by State Fiscal Year</b> |           |                                   |          |                                   |          |                                   |          |                                   |          |
|--|-----------|-----------------------------------|----------|-----------------------------------|----------|-----------------------------------|----------|-----------------------------------|----------|
|  | 2016-2017 | 2017-2018                         |          | 2018-2019                         |          | 2019-2020                         |          | 2020-2021                         |          |
| Agency   | Adoption  | % Change<br>in Total<br>Adoptions | Adoption | % Change<br>in Total<br>Adoptions | Adoption | % Change<br>in Total<br>Adoptions | Adoption | % Change<br>in Total<br>Adoptions | Adoption |
| C 1 FamiliesFirst Network  | 247       | 24.29%                            | 307      | -12.70%                           | 268      | 7.09%                             | 287      | 9.76%                             | 315      |
| C 2 & 14 NWF Health Network  | 194       | 13.40%                            | 220      | -5.91%                            | 207      | -15.94%                           | 174      | 31.03%                            | 228      |
| C 3 & 8 Partnership Strong Families  | 178       | 3.93%                             | 185      | 47.57%                            | 273      | -15.02%                           | 232      | -28.02%                           | 167      |
| C 4 Clay - Kids First Florida  | 53        | 37.74%                            | 73       | -8.22%                            | 67       | 31.34%                            | 88       | -6.82%                            | 82       |
| C 4 Family Support Svcs North Fla  | 245       | 47.35%                            | 361      | 7.76%                             | 389      | 6.94%                             | 416      | -36.06%                           | 266      |
| C 5 Kids Central, Inc.   | 188       | 4.26%                             | 196      | 17.35%                            | 230      | 33.04%                            | 306      | -9.80%                            | 276      |
| C 6 Eckerd Community Pinellas/Pasco  | 315       | 1.27%                             | 319      | 25.71%                            | 401      | -17.21%                           | 332      | 10.24%                            | 366      |
| C 7 Community Partnership Children   | 208       | 17.79%                            | 245      | 12.24%                            | 275      | 4.36%                             | 287      | -56.79%                           | 124      |
| C 7 St. Johns Family Integrity   | 45        | 24.44%                            | 56       | 8.93%                             | 61       | -18.03%                           | 50       | -30.00%                           | 35       |
| C 9 & 18 Embrace Families CBC  | 235       | 27.66%                            | 300      | 0.67%                             | 302      | 7.95%                             | 326      | -17.18%                           | 270      |
| C 10 Heartland for Children  | 144       | 0.69%                             | 145      | 17.93%                            | 171      | -0.58%                            | 170      | 5.88%                             | 180      |
| C 11 & 16 Citrus Health Network  | 360       | -15.56%                           | 304      | 17.76%                            | 358      | -21.51%                           | 281      | -38.43%                           | 173      |
| C 12 Sarasota Safe Children Coalition  | 120       | 11.67%                            | 134      | 38.81%                            | 186      | -27.42%                           | 135      | 13.33%                            | 153      |
| C 13 Eckerd Community Hillsborough   | 262       | 12.98%                            | 296      | -1.35%                            | 292      | 28.42%                            | 375      | -16.27%                           | 314      |
| C 15 ChildNet Palm Beach   | 171       | 4.09%                             | 178      | 2.81%                             | 183      | 3.28%                             | 189      | -22.75%                           | 146      |
| C 17 ChildNet Broward  | 288       | 9.03%                             | 314      | 10.83%                            | 348      | -3.45%                            | 336      | -37.50%                           | 210      |
| C 18 Brevard Family Partnership  | 97        | 49.48%                            | 145      | 13.79%                            | 165      | -16.97%                           | 137      | 11.68%                            | 153      |
| C 19 Communities Connected for Kids  | 145       | 28.28%                            | 186      | -10.22%                           | 167      | 13.77%                            | 190      | -11.58%                           | 168      |
| C 20 Children's Network of SW Fla  | 196       | 1.53%                             | 199      | 11.06%                            | 221      | 7.24%                             | 237      | -1.69%                            | 233      |
| Other (DCF Child Welfare, Manatee)   | 1         | 500.00%                           | 6        | 33.33%                            | 8        | -100.00%                          | 0        |                                   | 10       |
| Statewide  | 3,692     | 12.92%                            | 4,169    | 9.67%                             | 4,572    | -0.52%                            | 4,548    | -14.93%                           | 3,869    |

| <b>Number of Children who were Eligible for Adoption on 7/1 who were Adopted by 6/30 and Percent of Children Adopted</b> |           |                  |                    |           |                  |                    |           |                  |                    |           |                  |                    |           |                  |                    |
|--|-----------|------------------|--------------------|-----------|------------------|--------------------|-----------|------------------|--------------------|-----------|------------------|--------------------|-----------|------------------|--------------------|
| Agency   | 2016-2017 |                  |                    | 2017-2018 |                  |                    | 2018-2019 |                  |                    | 2019-2020 |                  |                    | 2020-2021 |                  |                    |
|  | Eligible  | Eligible Adopted | % Eligible Adopted | Eligible  | Eligible Adopted | % Eligible Adopted | Eligible  | Eligible Adopted | % Eligible Adopted | Eligible  | Eligible Adopted | % Eligible Adopted | Eligible  | Eligible Adopted | % Eligible Adopted |
| C 1 FamiliesFirst Network  | 350       | 173              | 49.4%              | 348       | 213              | 61.2%              | 363       | 169              | 46.6%              | 341       | 202              | 59.2%              | 378       | 215              | 56.9%              |
| C 2 & 14 NWF Health Network  | 154       | 77               | 50.0%              | 145       | 77               | 53.1%              | 169       | 107              | 63.3%              | 174       | 96               | 55.2%              | 164       | 84               | 51.2%              |
| C 3 & 8 Partnership Strong Families  | 133       | 76               | 57.1%              | 162       | 93               | 57.4%              | 253       | 154              | 60.9%              | 166       | 123              | 74.1%              | 140       | 83               | 59.3%              |
| C 4 Clay - Kids First Florida  | 37        | 22               | 59.5%              | 61        | 40               | 65.6%              | 51        | 31               | 60.8%              | 83        | 55               | 66.3%              | 59        | 34               | 57.6%              |
| C 4 Family Support Svcs North Fla  | 121       | 69               | 57.0%              | 161       | 93               | 57.8%              | 191       | 143              | 74.9%              | 222       | 150              | 67.6%              | 124       | 52               | 41.9%              |
| C 5 Kids Central, Inc.   | 166       | 88               | 53.0%              | 223       | 132              | 59.2%              | 283       | 143              | 50.5%              | 385       | 192              | 49.9%              | 341       | 167              | 49.0%              |
| C 6 Eckerd Community Pinellas/Pasco  | 299       | 166              | 55.5%              | 333       | 178              | 53.5%              | 411       | 227              | 55.2%              | 402       | 208              | 51.7%              | 564       | 266              | 47.2%              |
| C 7 Community Partnership Children   | 140       | 90               | 64.3%              | 186       | 105              | 56.5%              | 269       | 165              | 61.3%              | 227       | 154              | 67.8%              | 159       | 58               | 36.5%              |
| C 7 St. Johns Family Integrity   | 17        | 7                | 41.2%              | 29        | 15               | 51.7%              | 45        | 21               | 46.7%              | 21        | 13               | 61.9%              | 19        | 6                | 31.6%              |
| C 9 & 18 Embrace Families CBC  | 113       | 66               | 58.4%              | 123       | 79               | 64.2%              | 116       | 87               | 75.0%              | 127       | 81               | 63.8%              | 132       | 69               | 52.3%              |
| C 10 Heartland for Children  | 90        | 52               | 57.8%              | 91        | 62               | 68.1%              | 90        | 50               | 55.6%              | 134       | 71               | 53.0%              | 147       | 82               | 55.8%              |
| C 11 & 16 Citrus Health Network  | 218       | 83               | 38.1%              | 256       | 143              | 55.9%              | 308       | 169              | 54.9%              | 281       | 150              | 53.4%              | 262       | 90               | 34.4%              |
| C 12 Sarasota Safe Children Coalition  | 114       | 50               | 43.9%              | 178       | 97               | 54.5%              | 198       | 111              | 56.1%              | 182       | 81               | 44.5%              | 185       | 90               | 48.6%              |
| C 13 Eckerd Community Hillsborough   | 167       | 82               | 49.1%              | 235       | 98               | 41.7%              | 256       | 119              | 46.5%              | 386       | 197              | 51.0%              | 424       | 200              | 47.2%              |
| C 15 ChildNet Palm Beach   | 130       | 72               | 55.4%              | 156       | 75               | 48.1%              | 155       | 74               | 47.7%              | 101       | 47               | 46.5%              | 85        | 31               | 36.5%              |
| C 17 ChildNet Broward  | 220       | 109              | 49.5%              | 245       | 131              | 53.5%              | 317       | 139              | 43.8%              | 296       | 178              | 60.1%              | 228       | 94               | 41.2%              |
| C 18 Brevard Family Partnership  | 45        | 16               | 35.6%              | 81        | 35               | 43.2%              | 91        | 57               | 62.6%              | 81        | 51               | 63.0%              | 111       | 61               | 55.0%              |
| C 19 Communities Connected for Kids  | 132       | 69               | 52.3%              | 109       | 74               | 67.9%              | 131       | 76               | 58.0%              | 160       | 120              | 75.0%              | 159       | 84               | 52.8%              |
| C 20 Children's Network of SW Fla  | 116       | 58               | 50.0%              | 103       | 47               | 45.6%              | 161       | 94               | 58.4%              | 136       | 94               | 69.1%              | 176       | 95               | 54.0%              |
| Statewide  | 2,762     | 1,425            | 51.6%              | 3,225     | 1,787            | 55.4%              | 3,858     | 2,136            | 55.4%              | 3,905     | 2,263            | 58.0%              | 3,857     | 1,861            | 48.2%              |

| <b>Length of Stay from Last Removal to Termination of Parental Rights and Termination of Parental Rights to Adoption</b> |                |                 |           |                |                 |           |                |                 |           |                |                 |           |                |                 |           |  |
|--|----------------|-----------------|-----------|----------------|-----------------|-----------|----------------|-----------------|-----------|----------------|-----------------|-----------|----------------|-----------------|-----------|--|
| Agency   | 2016-2017      |                 |           | 2017-2018      |                 |           | 2018-2019      |                 |           | 2019-2020      |                 |           | 2020-2021      |                 |           |  |
|  | Removal to TPR | TPR to Adoption | Total LOS | Removal to TPR | TPR to Adoption | Total LOS | Removal to TPR | TPR to Adoption | Total LOS | Removal to TPR | TPR to Adoption | Total LOS | Removal to TPR | TPR to Adoption | Total LOS |  |
| C 1 FamiliesFirst Network  | 14.59          | 14.15           | 28.74     | 14.69          | 13.94           | 29.04     | 15.72          | 12.45           | 28.60     | 15.70          | 15.68           | 31.92     | 17.04          | 14.32           | 31.91     |  |
| C 2 & 14 NWF Health Network  | 16.18          | 12.47           | 28.66     | 14.89          | 9.42            | 24.67     | 14.52          | 13.01           | 27.90     | 16.99          | 11.08           | 26.91     | 16.96          | 11.66           | 29.14     |  |
| C 3 & 8 Partnership Strong Families  | 11.99          | 11.84           | 23.82     | 12.17          | 8.61            | 21.22     | 17.57          | 5.07            | 20.76     | 19.54          | 14.85           | 23.04     | 13.57          | 10.13           | 24.02     |  |
| C 4 Clay - Kids First Florida  | 14.69          | 10.93           | 25.62     | 15.14          | 6.88            | 22.52     | 11.76          | 8.52            | 27.34     | 13.40          | 11.95           | 25.78     | 18.77          | 11.63           | 30.65     |  |
| C 4 Family Support Svcs North Fla  | 14.71          | 10.24           | 24.95     | 11.43          | 7.13            | 19.10     | 17.49          | 10.23           | 18.46     | 18.73          | 14.49           | 18.23     | 11.20          | 7.95            | 19.55     |  |
| C 5 Kids Central, Inc.   | 15.99          | 13.72           | 29.71     | 16.07          | 12.54           | 29.11     | 14.66          | 12.30           | 30.73     | 16.71          | 11.69           | 33.48     | 17.95          | 15.72           | 34.17     |  |
| C 6 Eckerd Community Pinellas/Pasco  | 15.96          | 12.71           | 28.67     | 15.68          | 11.23           | 27.48     | 15.98          | 10.66           | 27.04     | 16.29          | 15.17           | 30.40     | 16.58          | 14.33           | 31.32     |  |
| C 7 Community Partnership Children   | 19.08          | 11.25           | 30.33     | 16.57          | 9.56            | 26.65     | 18.51          | 9.42            | 28.35     | 18.94          | 13.94           | 30.43     | 18.12          | 11.40           | 29.64     |  |
| C 7 St. Johns Family Integrity   | 17.90          | 23.64           | 41.54     | 15.11          | 7.24            | 22.57     | 11.36          | 6.75            | 23.13     | 10.17          | 9.19            | 24.12     | 18.65          | 5.82            | 24.57     |  |
| C 9 & 18 CBC Embrace Families CBC  | 19.66          | 15.72           | 35.38     | 18.04          | 9.71            | 28.19     | 19.49          | 8.21            | 27.91     | 21.33          | 10.14           | 26.71     | 20.90          | 10.32           | 31.47     |  |
| C 10 Heartland for Children  | 19.28          | 16.02           | 35.30     | 18.79          | 10.62           | 29.86     | 16.58          | 13.97           | 28.14     | 19.10          | 16.72           | 30.61     | 17.74          | 14.36           | 32.50     |  |
| C 11 & 16 Citrus Health Network  | 16.18          | 18.83           | 35.02     | 14.16          | 11.13           | 25.57     | 17.00          | 10.00           | 27.48     | 16.85          | 14.97           | 28.41     | 16.34          | 11.53           | 28.11     |  |
| C 12 Sarasota Safe Children Coalition  | 14.80          | 12.46           | 27.26     | 16.08          | 11.81           | 28.36     | 16.85          | 11.36           | 28.47     | 17.29          | 11.41           | 29.61     | 15.41          | 14.75           | 30.72     |  |
| C 13 Eckerd Community Hillsborough   | 18.99          | 19.75           | 38.74     | 20.53          | 10.31           | 31.38     | 18.59          | 11.86           | 30.86     | 21.26          | 14.05           | 32.77     | 20.99          | 14.78           | 36.04     |  |
| C 15 ChildNet Palm Beach   | 18.38          | 10.86           | 29.24     | 16.06          | 9.69            | 26.16     | 15.95          | 10.34           | 26.52     | 16.36          | 17.53           | 26.66     | 18.07          | 9.71            | 27.78     |  |
| C 17 ChildNet Broward  | 19.73          | 16.54           | 36.27     | 18.35          | 8.95            | 27.76     | 18.31          | 9.93            | 28.83     | 18.14          | 14.75           | 30.51     | 17.09          | 13.68           | 30.92     |  |
| C 18 Brevard Family Partnership  | 24.42          | 12.54           | 36.96     | 19.95          | 7.64            | 27.37     | 15.89          | 10.17           | 26.40     | 15.75          | 10.94           | 26.45     | 16.97          | 13.47           | 30.63     |  |
| C 18 CBC Central Fla Seminole  | 13.95          | 16.10           | 30.05     |                |                 |           |                |                 |           |                |                 |           |                |                 |           |  |
| C 19 Communities Connected for Kids  | 21.95          | 11.69           | 33.65     | 15.90          | 9.12            | 25.46     | 14.32          | 7.86            | 22.60     | 15.35          | 10.71           | 26.05     | 16.89          | 11.50           | 28.88     |  |
| C 20 Children's Network of SW Fla  | 21.09          | 14.12           | 35.21     | 19.04          | 7.55            | 26.96     | 18.31          | 7.83            | 26.62     | 19.81          | 11.66           | 28.18     | 19.65          | 9.97            | 29.96     |  |
| Statewide  | 16.98          | 13.88           | 30.87     | 16.12          | 9.88            | 26.44     | 16.23          | 10.00           | 26.63     | 17.14          | 13.51           | 28.15     | 17.31          | 12.45           | 30.09     |  |





# **ANNUAL ADOPTION SURVEY**

**July 2020 – June 2021**

Department of Children and Families

Office of Child Welfare

November 15, 2021

Shevaun L. Harris

Secretary

Ron DeSantis

Governor

## **Introduction**

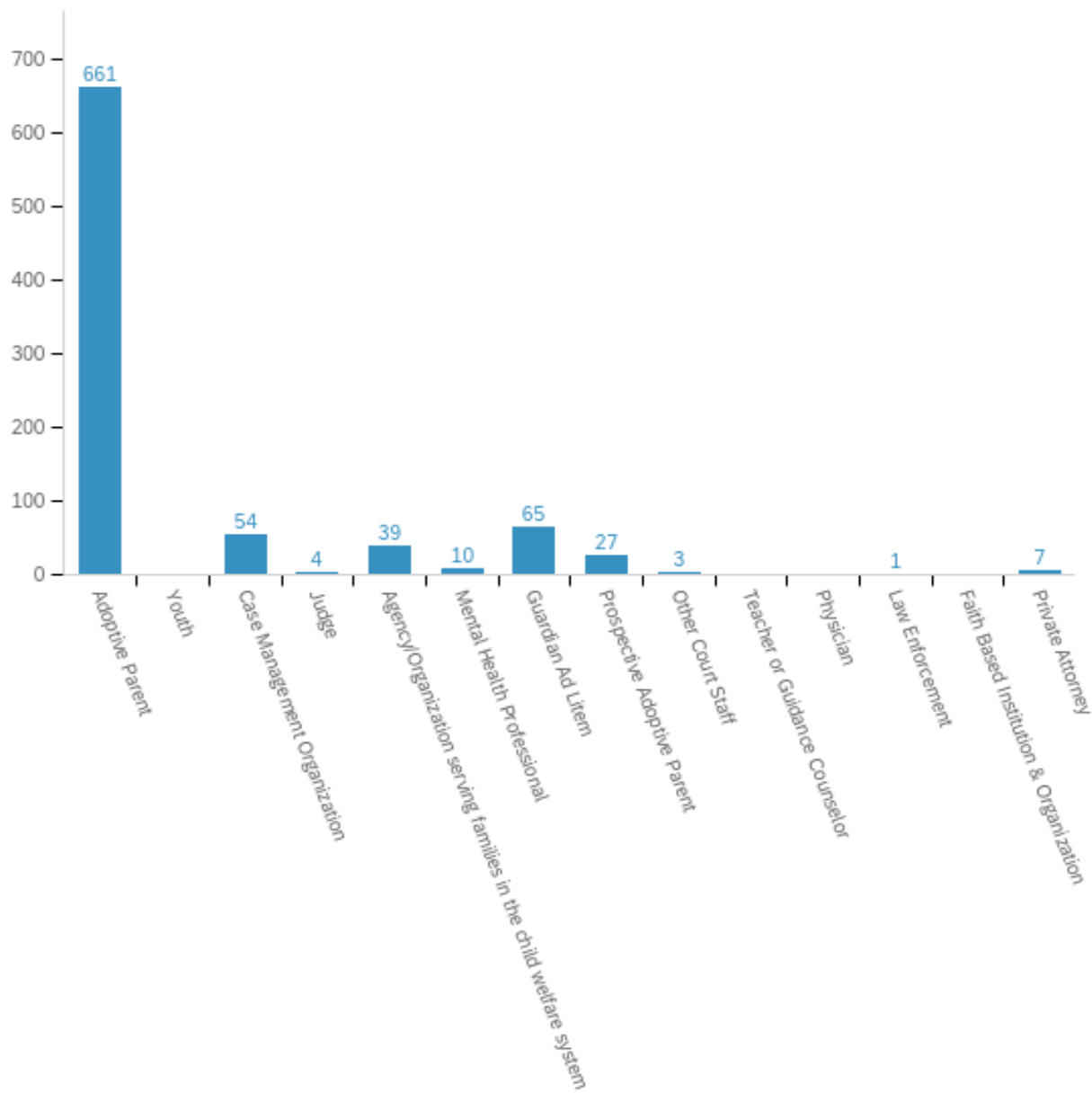
In an effort to improve, the Department of Children and Families is soliciting your feedback through the Annual Adoption Survey. Your perspectives, input and support are critical to the continued growth of our child welfare system.

The Annual Adoption Survey should take approximately **7 minutes** to complete. Responses to this survey are anonymous.

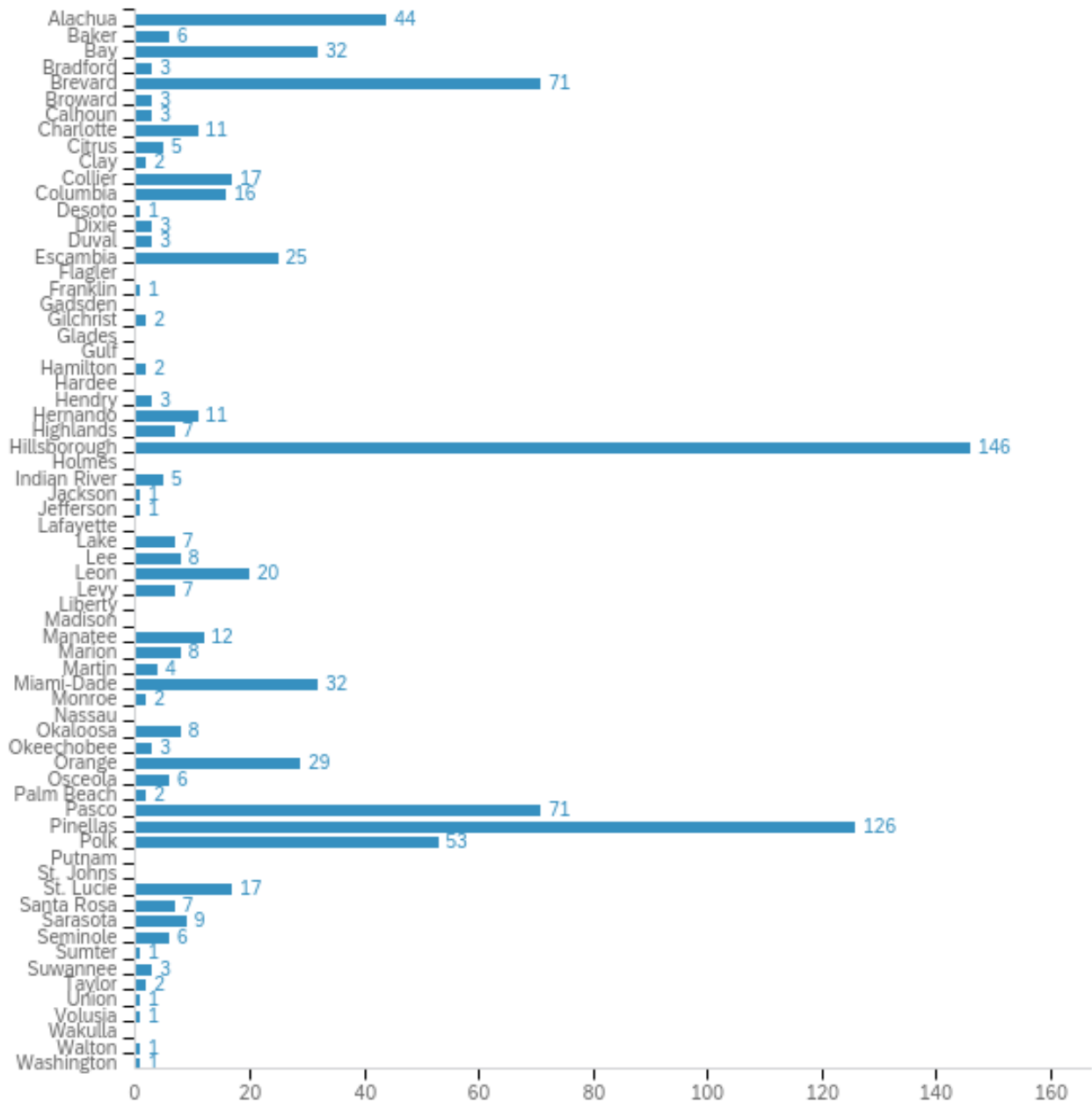
Thank you in advance for your response.

Annual Adoption Survey -2020-2021

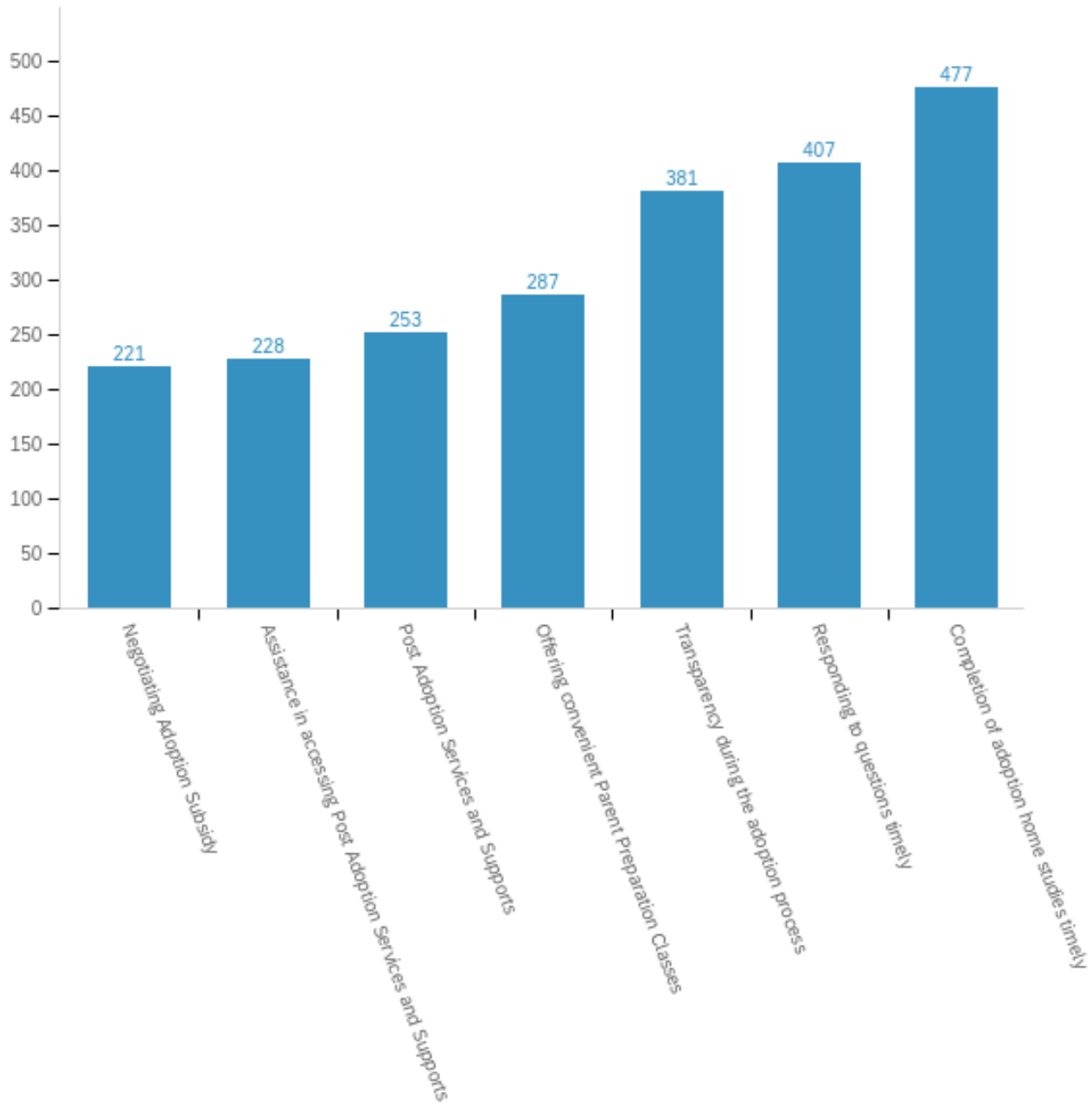
Please select your primary involvement in the adoption process, if any:



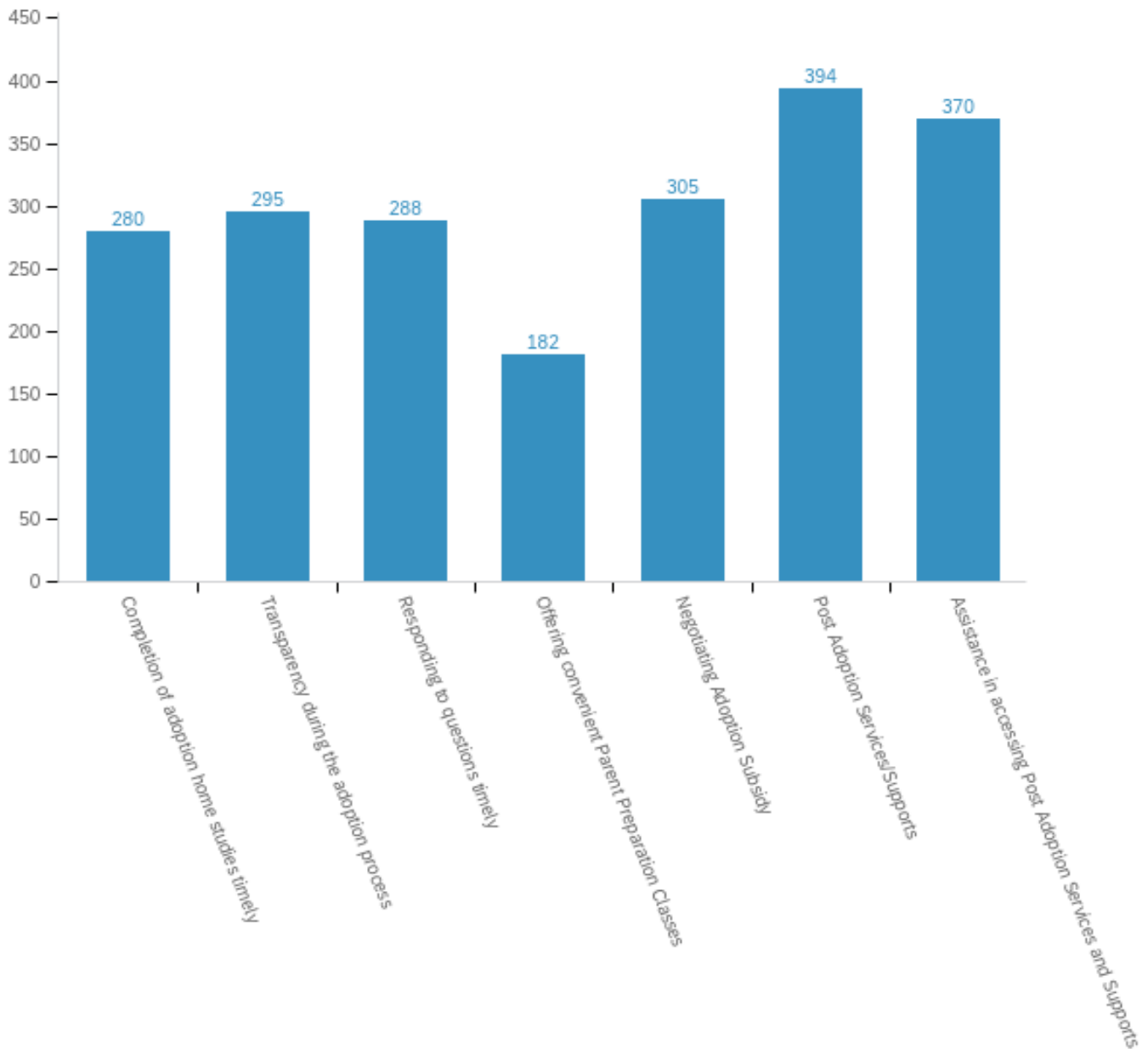
## What is the primary county you work in or worked with during your adoption process?



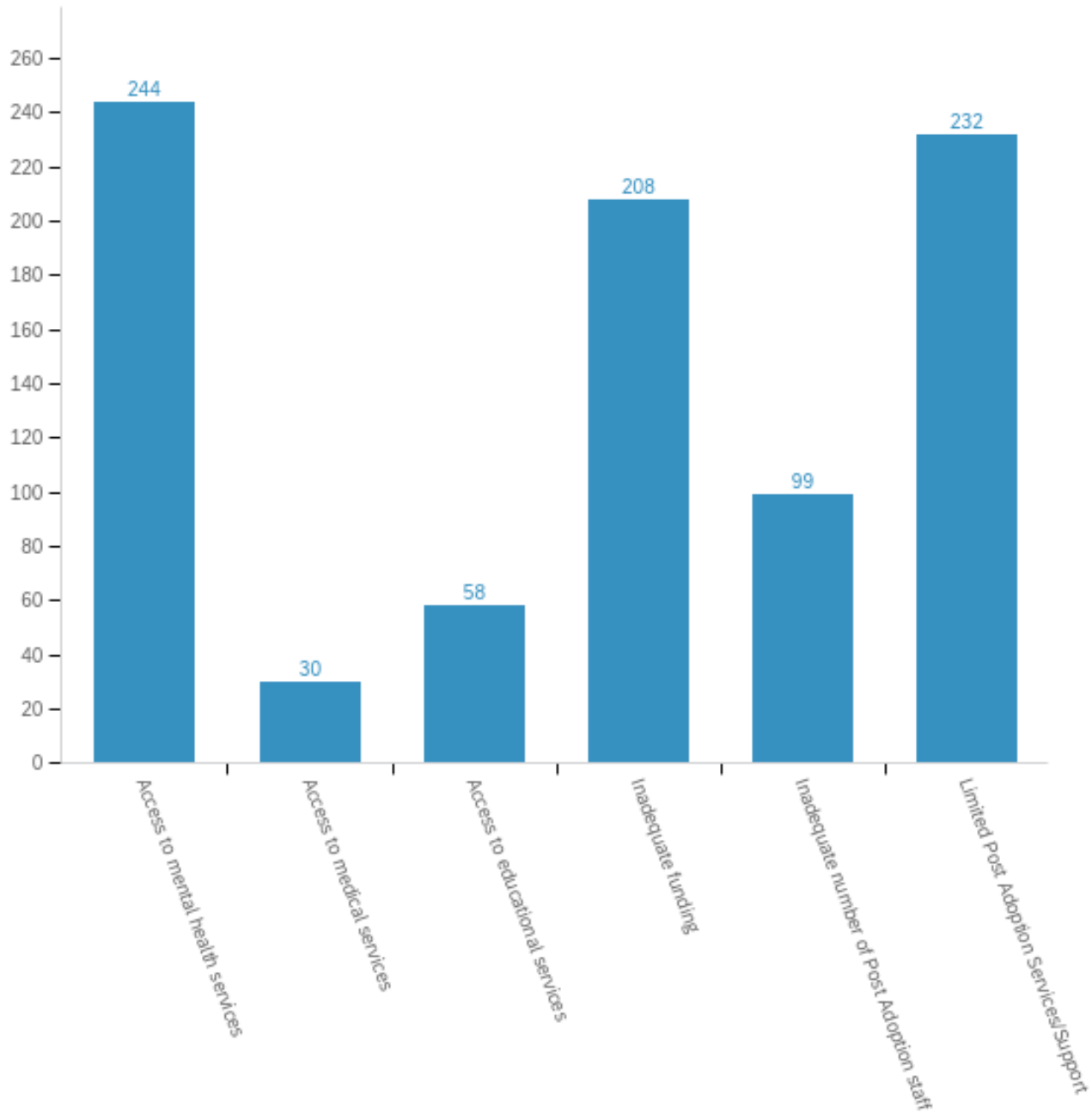
What area(s) does your lead Community Based Care Agency and/or Case Management Organization Agency excel in? Please select all that apply.



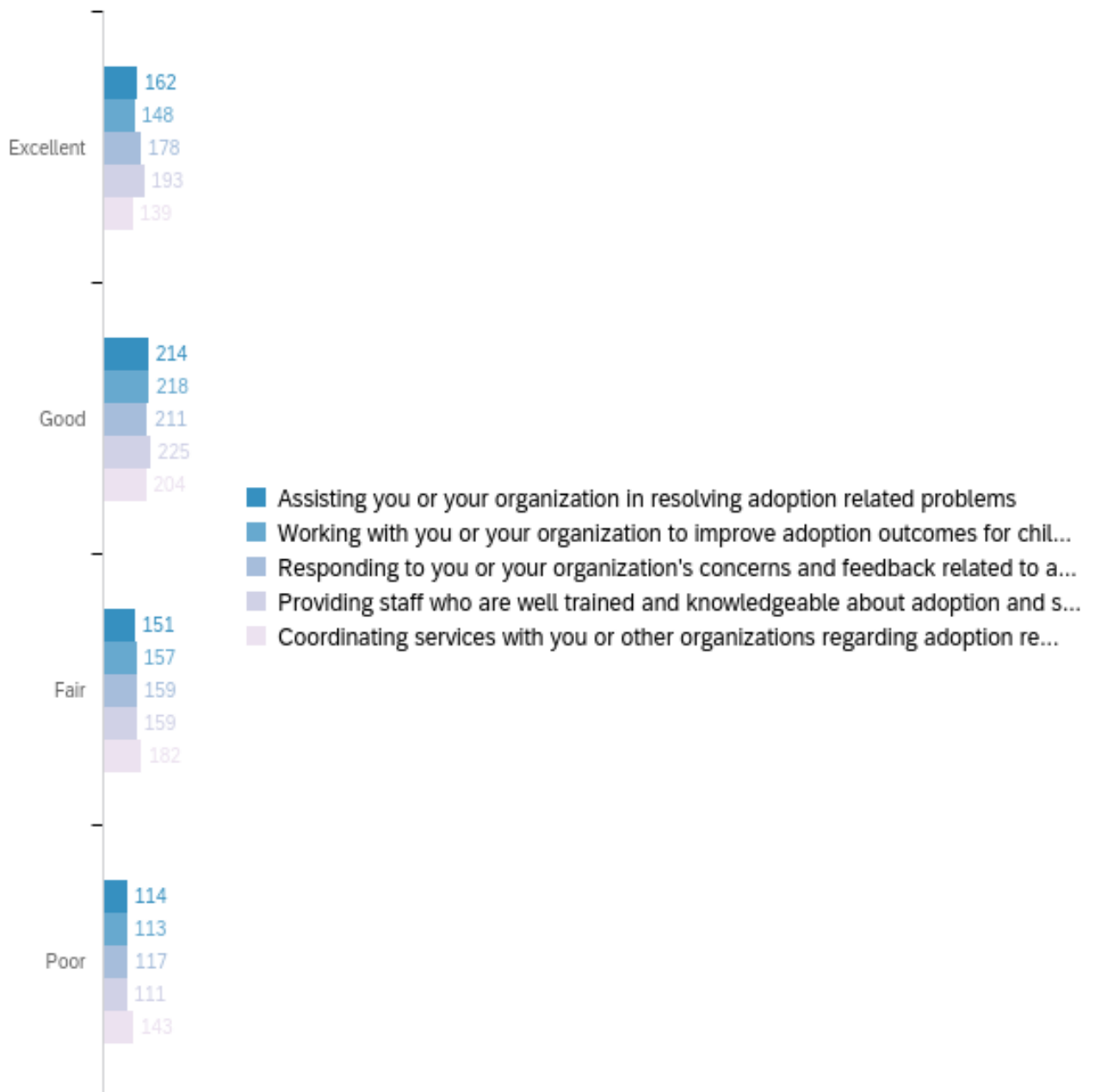
What area(s) does your lead Community Based Care Agency and/or Case Management Organization Agency need to improve in? Please select all that apply.



## What do you believe is the number one challenge affecting the stability and well-being of Florida's adoptive children?

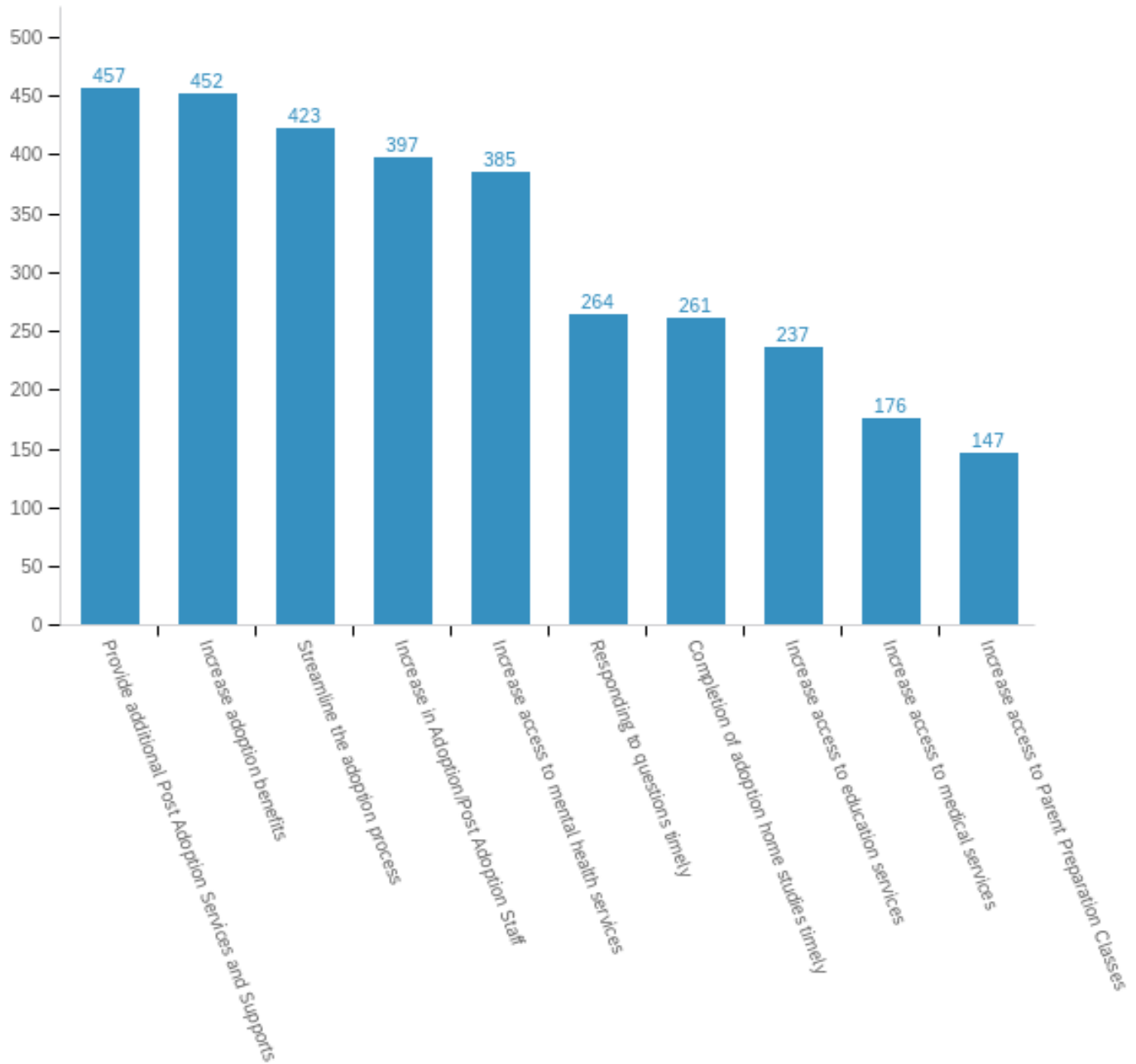


Based on your experience during the last 12 months, please rate the quality and timeliness of the following:

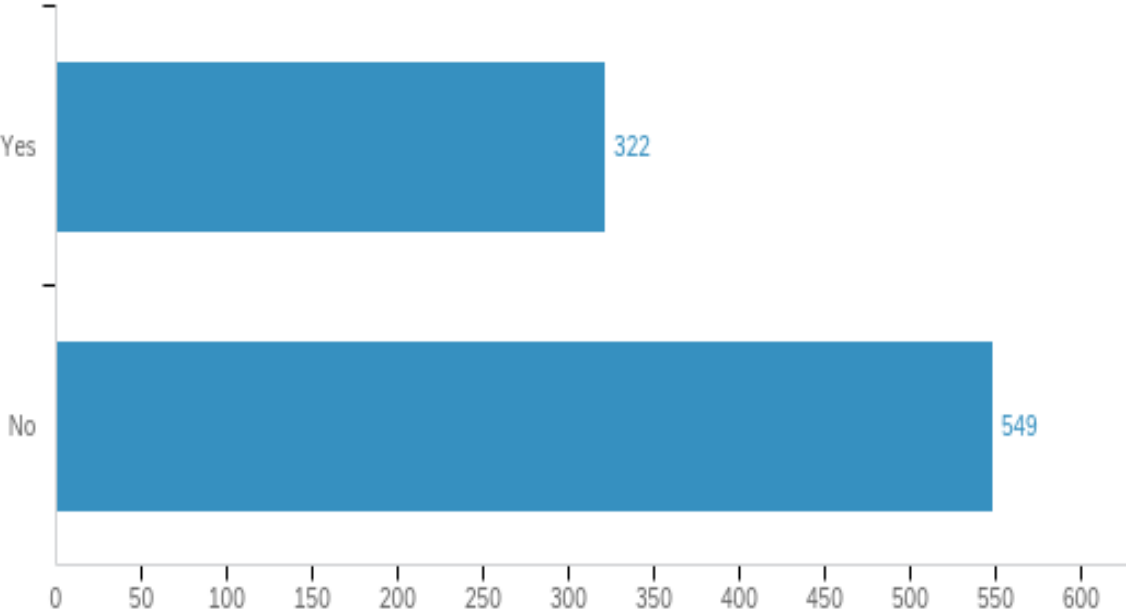




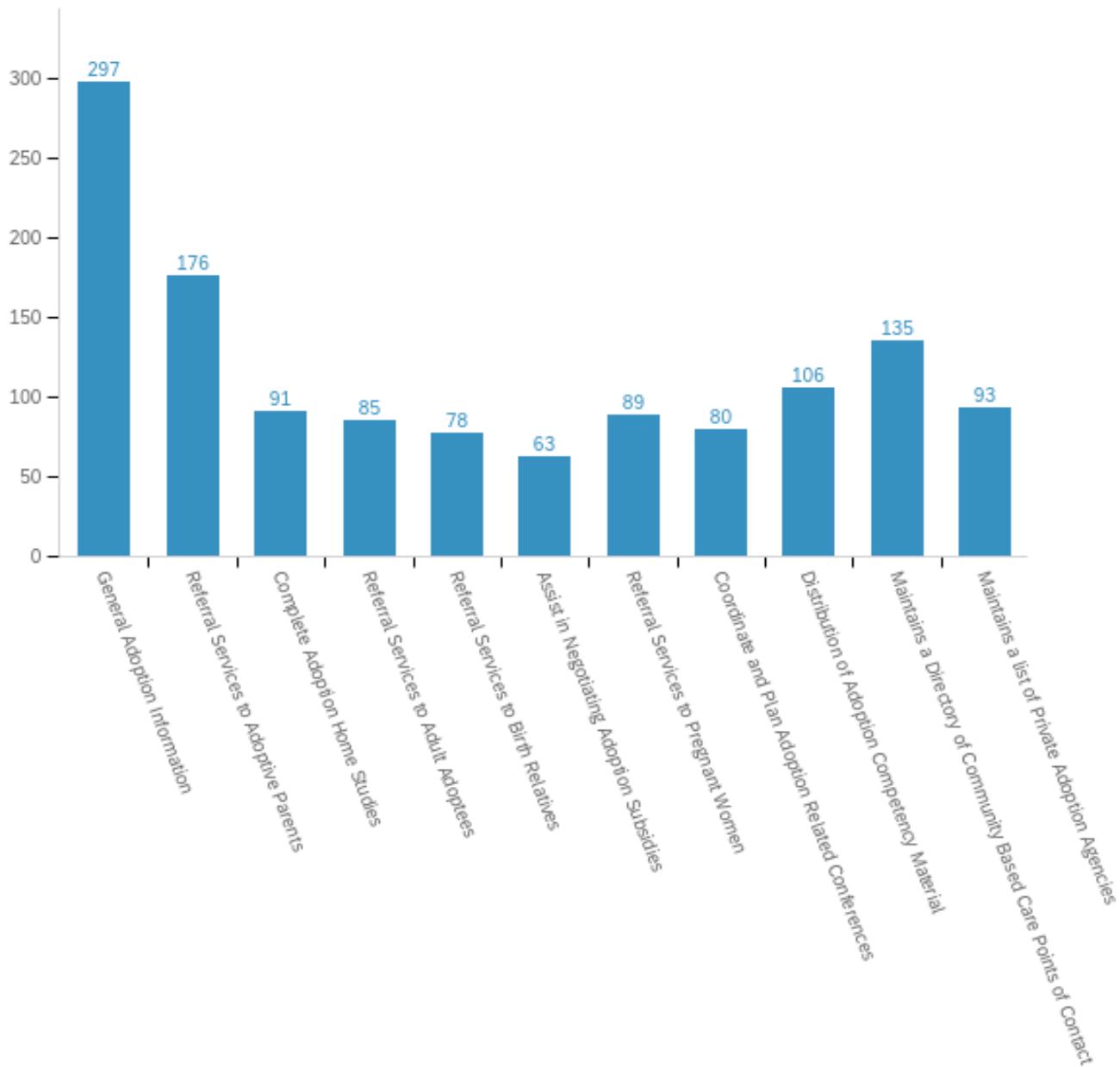
In what way can the state of Florida improve their adoption service delivery? Please select all that apply.



**Are you aware that the State of Florida has an Adoption Information Center?**



Based on the knowledge, what services does Florida's Adoption Information Center offer?  
Please select all that apply.





## **POST COMMUNICATION SURVEY**

Department of Children and Families

Office of Child Welfare

November 15, 2021

Shevaun L. Harris

Secretary

Ron DeSantis

Governor

## **Introduction**

In order to assess the quality and quantity of our post adoption programs, we need to hear from our adoptive parents who are the true customers of post adoption services. Post adoption services include all services and staff available to assist you as an adoptive parent and your adopted child, until the child turns age 18.

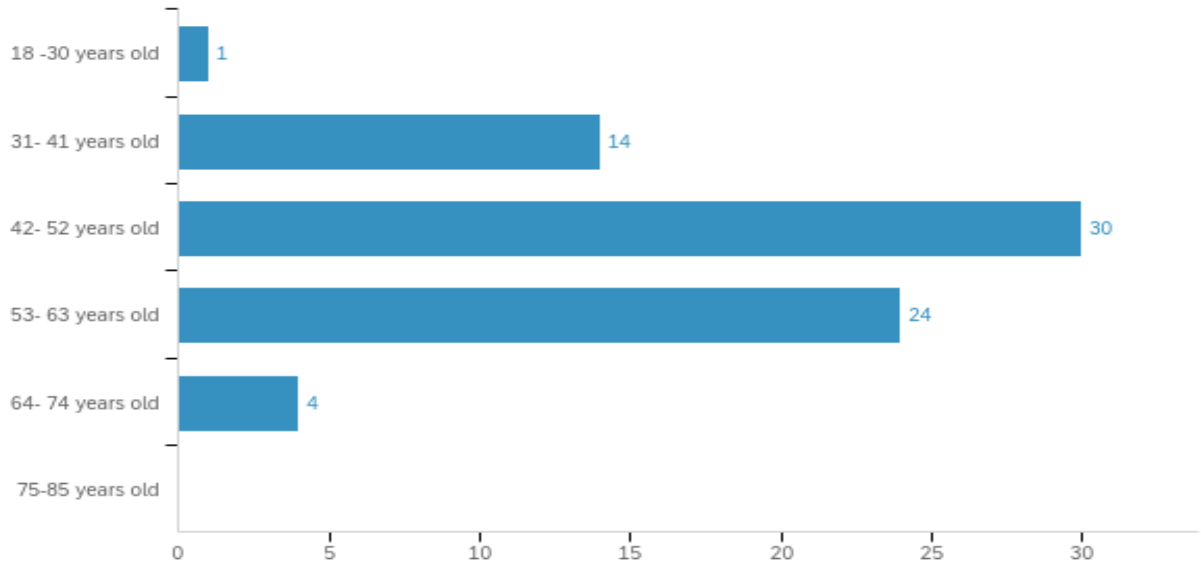
Please help us by taking a little time to answer the questions below. The Post Adoption Communication Survey should take less than **15 minutes** to complete. Responses to this survey are anonymous.

We very much want to hear from you and appreciate your input. Please call 1-800-96-ADOPT if you have questions.

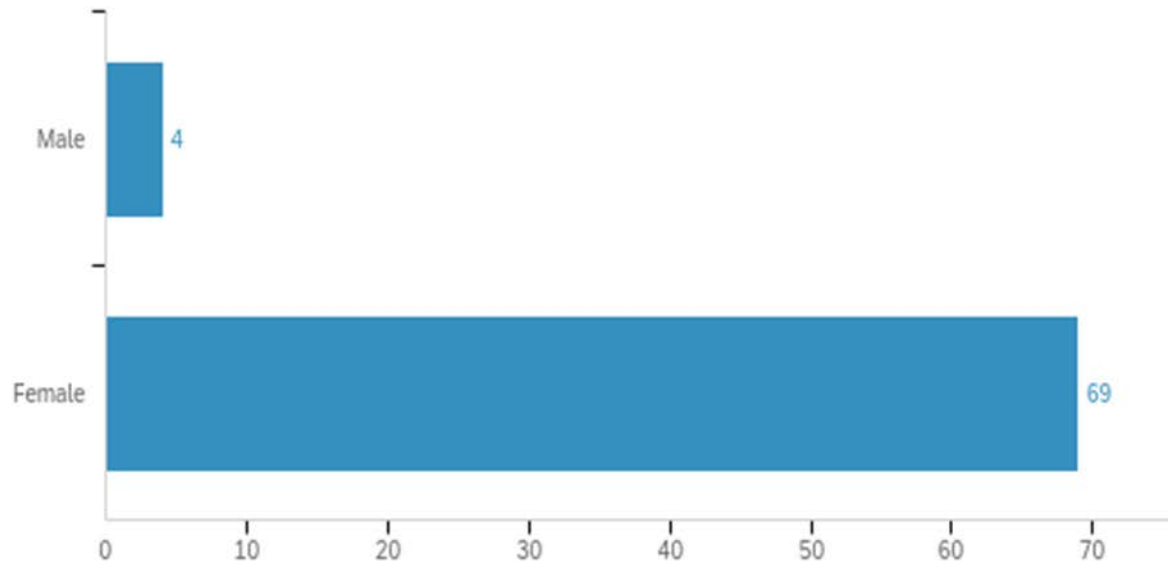
Thank you in advance for your response.

Annual Post Adoption Services Communication Survey-2020-2021

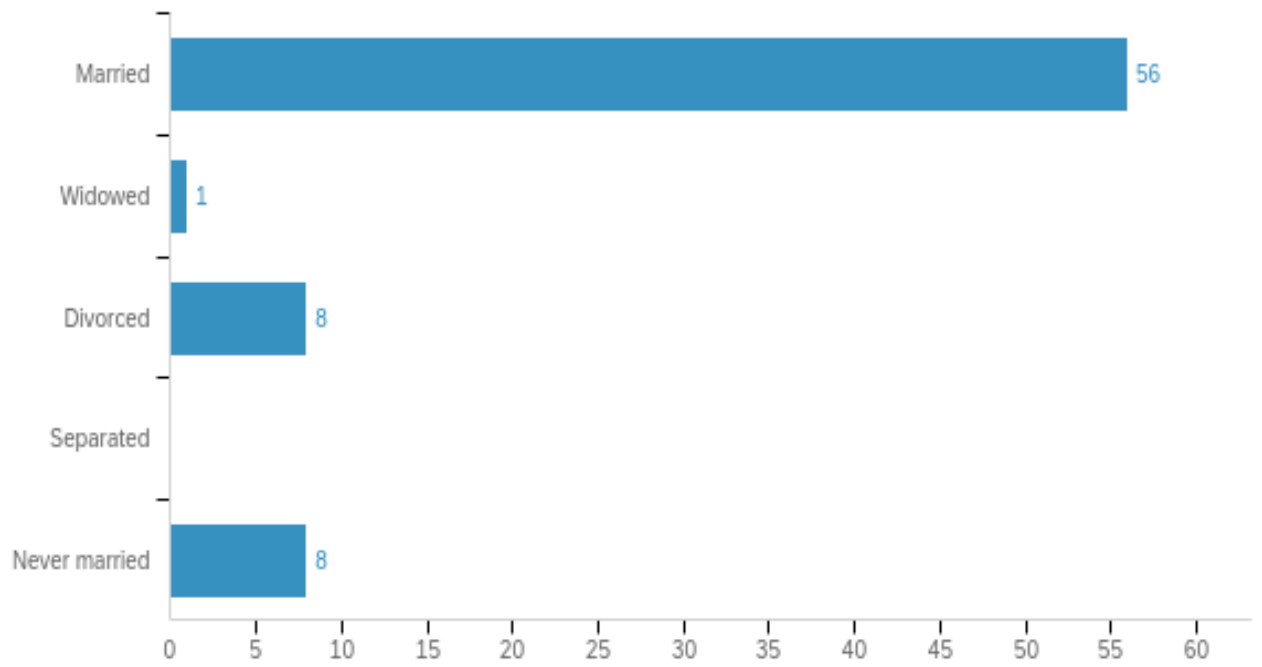
Please indicate your current age range:



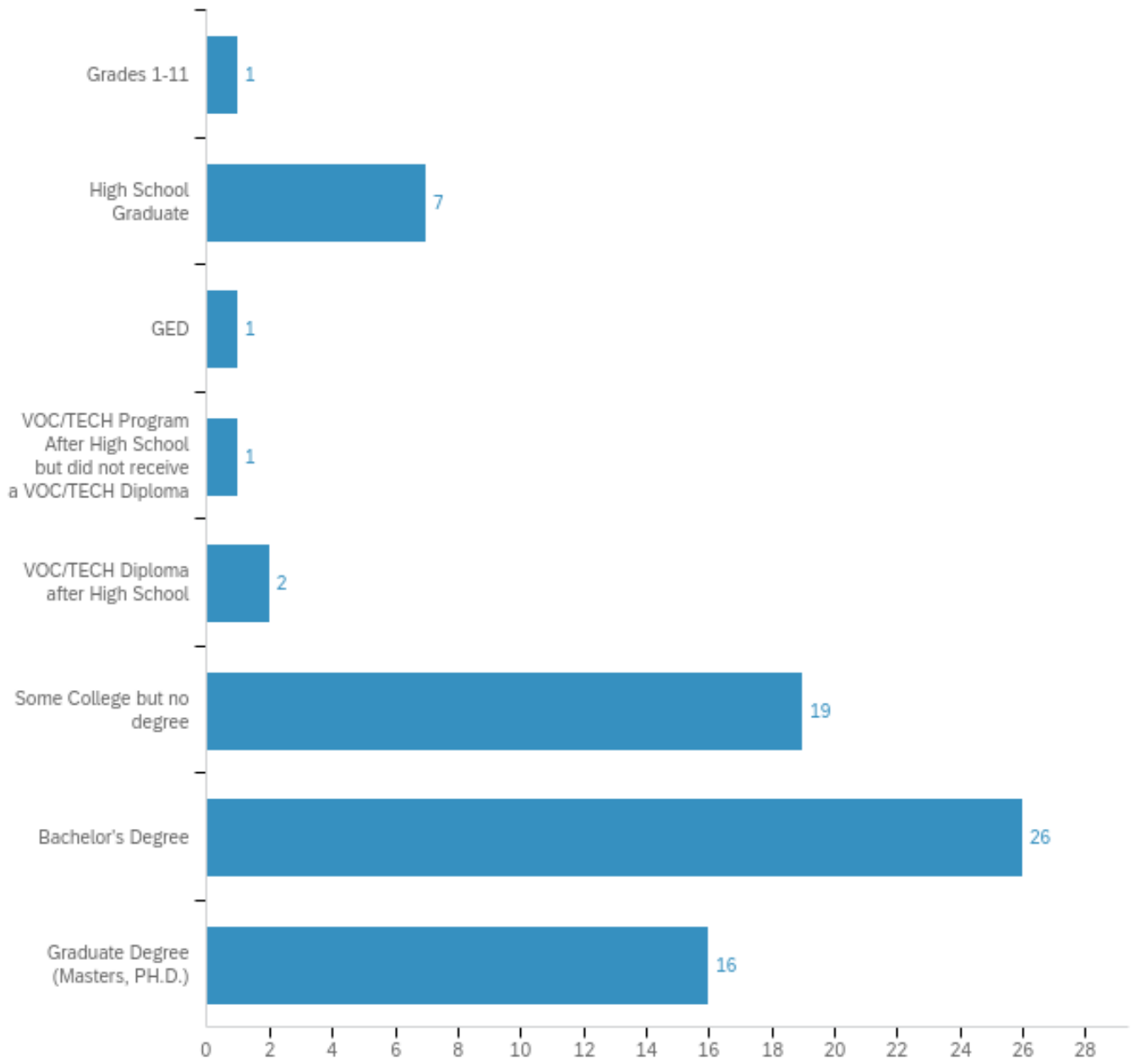
Please indicate your gender.



## Are you currently ...

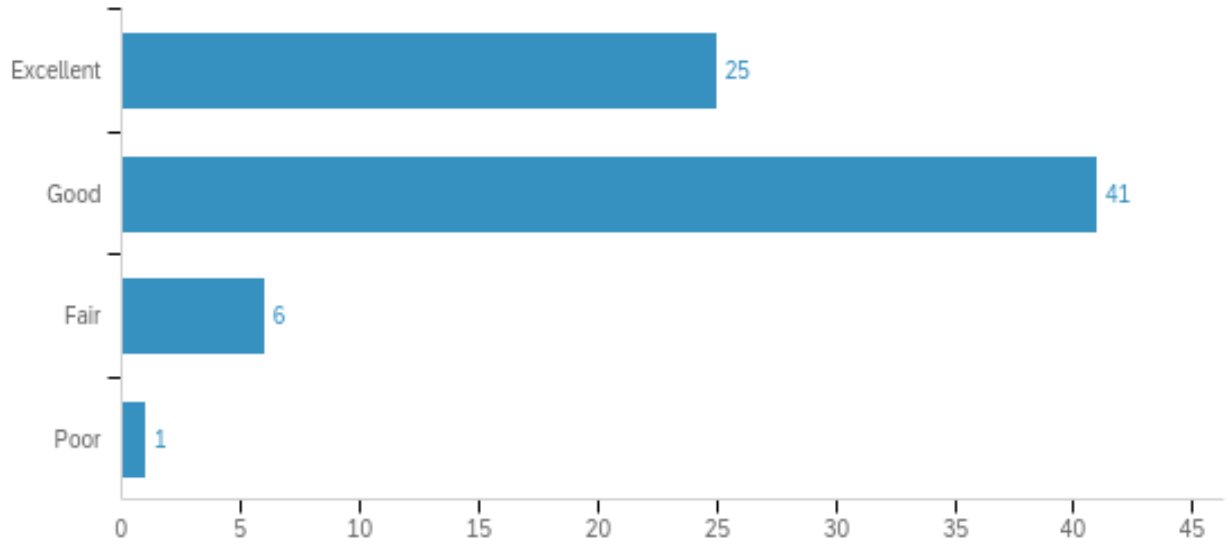


## What is the highest level of schooling you have completed?

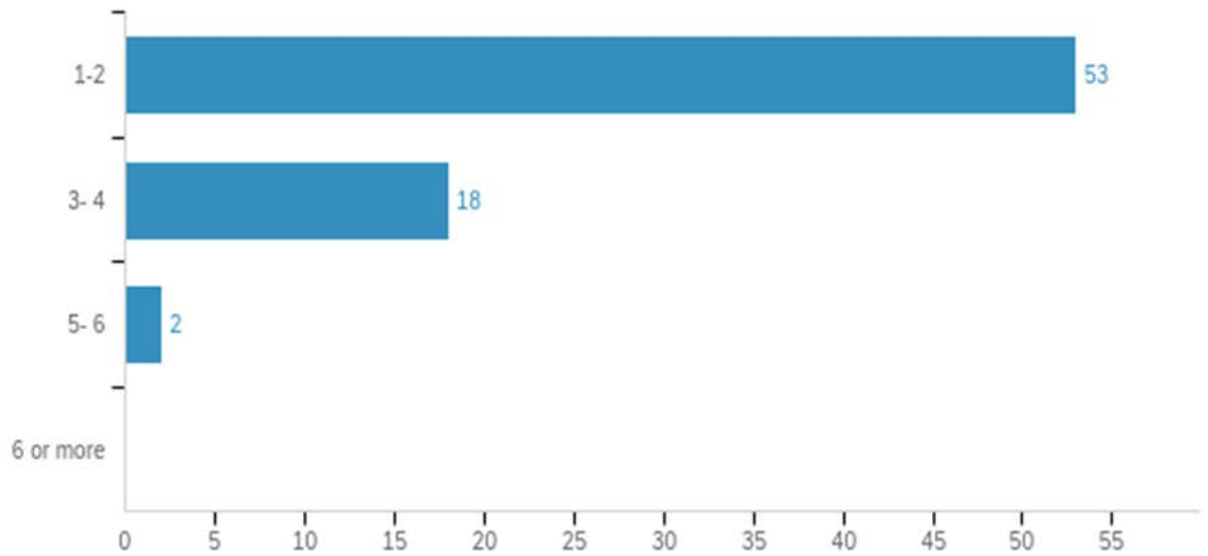




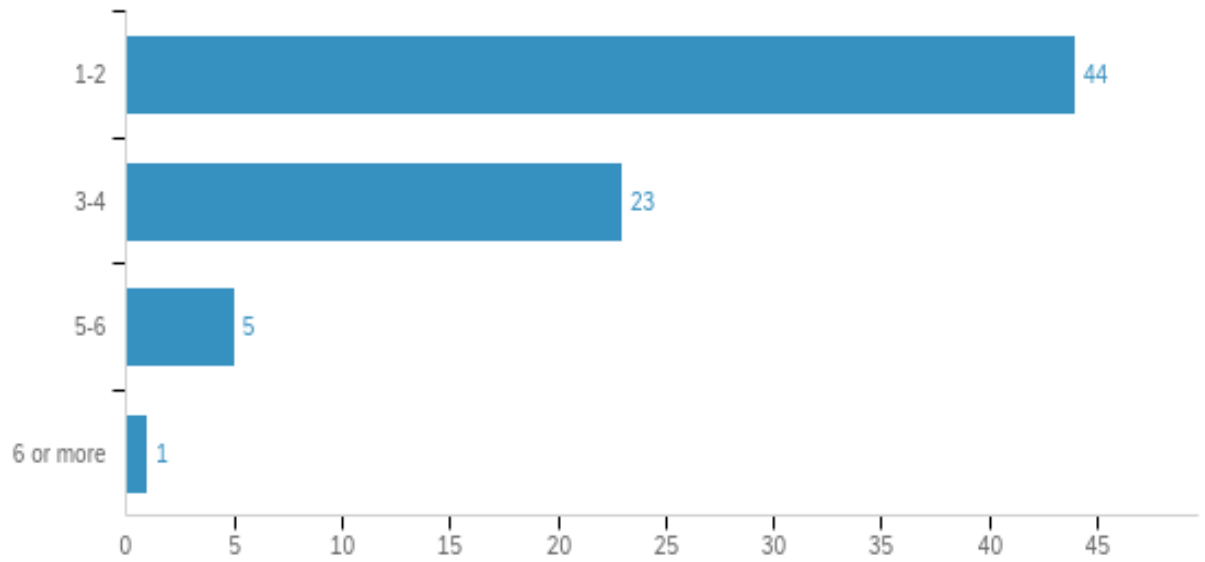
In general, how would you describe your physical health? Would you say it is ...



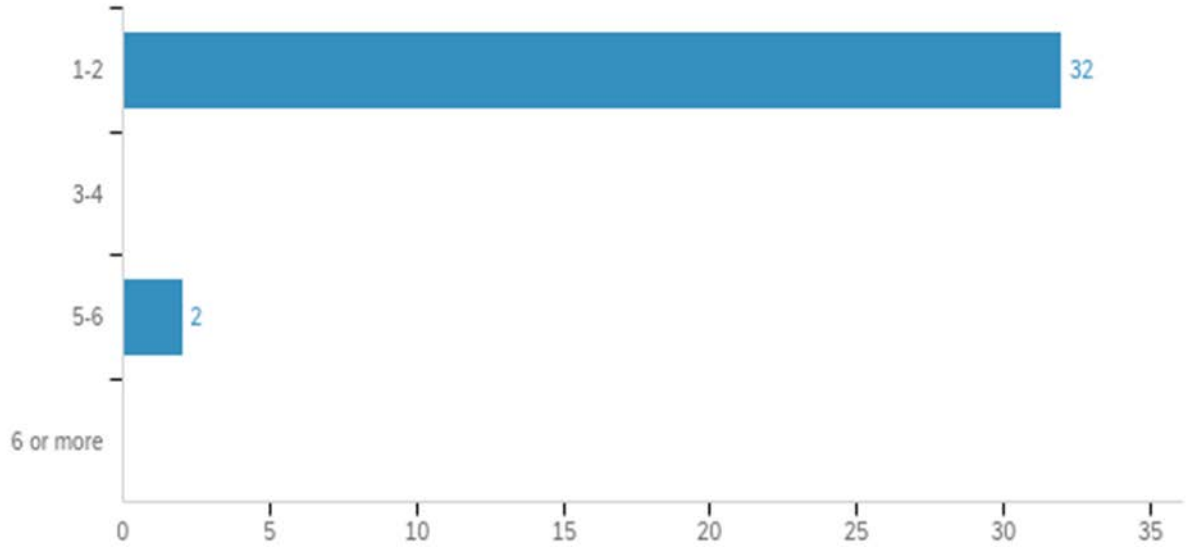
Please indicate how many adults age 18 and older, including yourself, currently reside in your household?



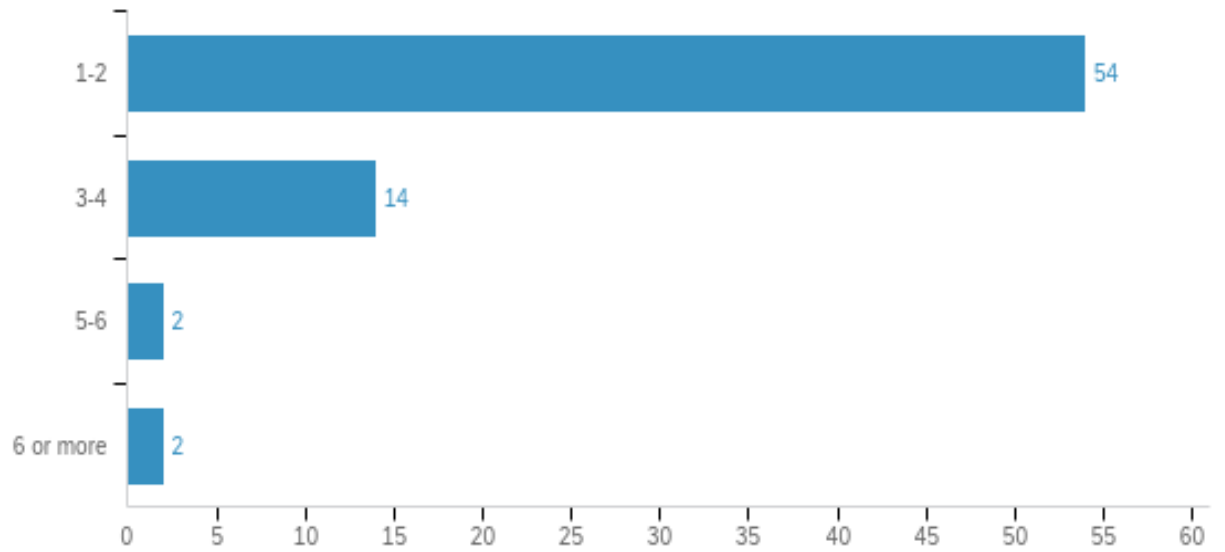
Please indicate how many children (under age 18) currently reside in your home?



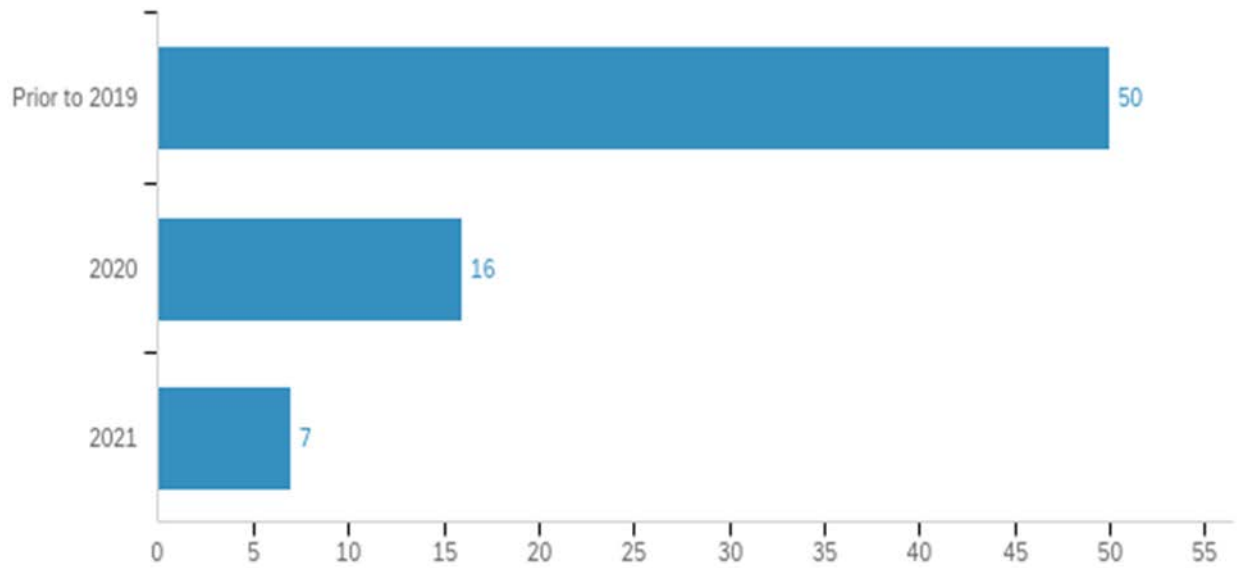
Of the children living in your home, how many are your biological children?



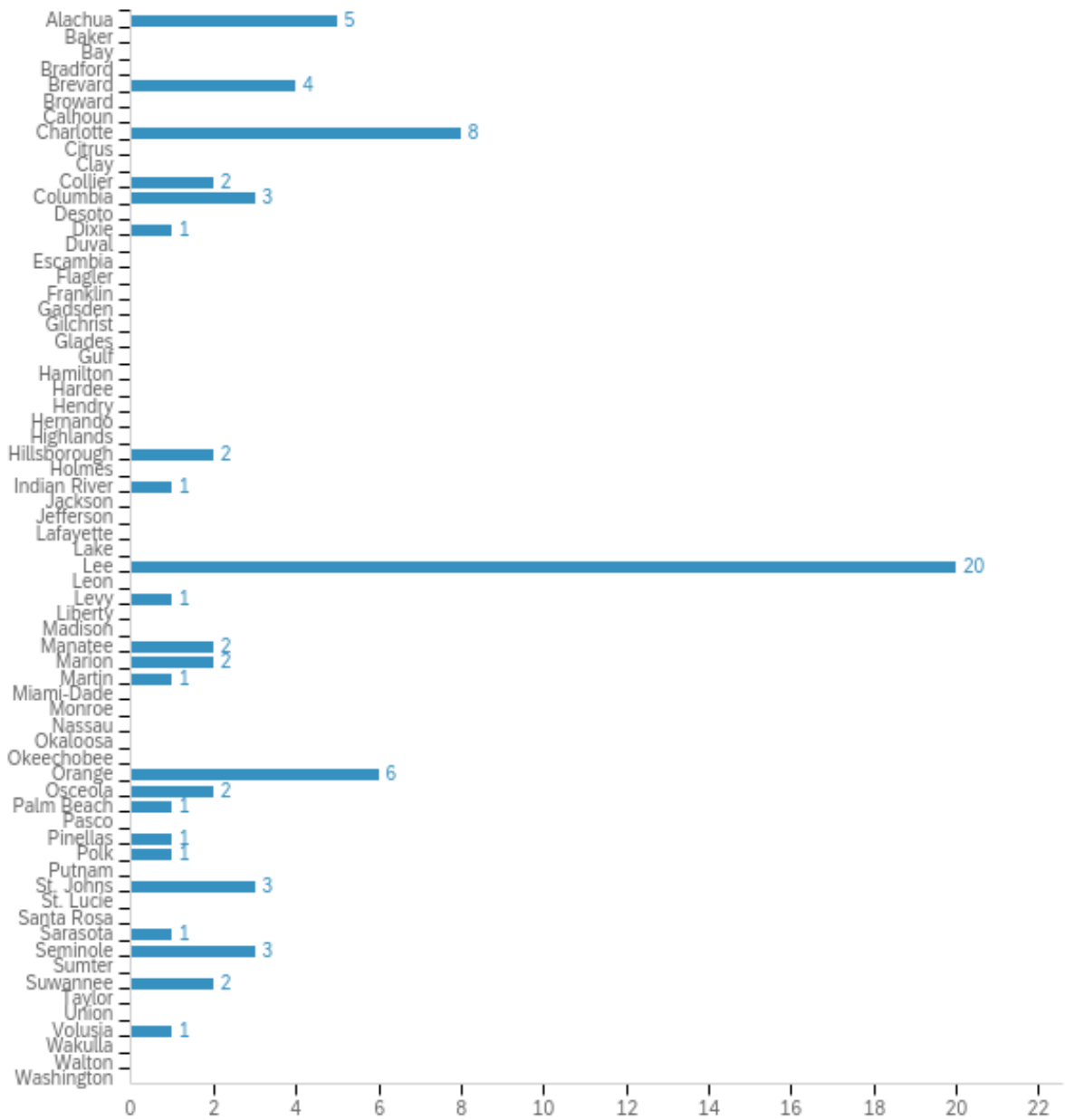
**Of the children living in your home, how many were adopted?**



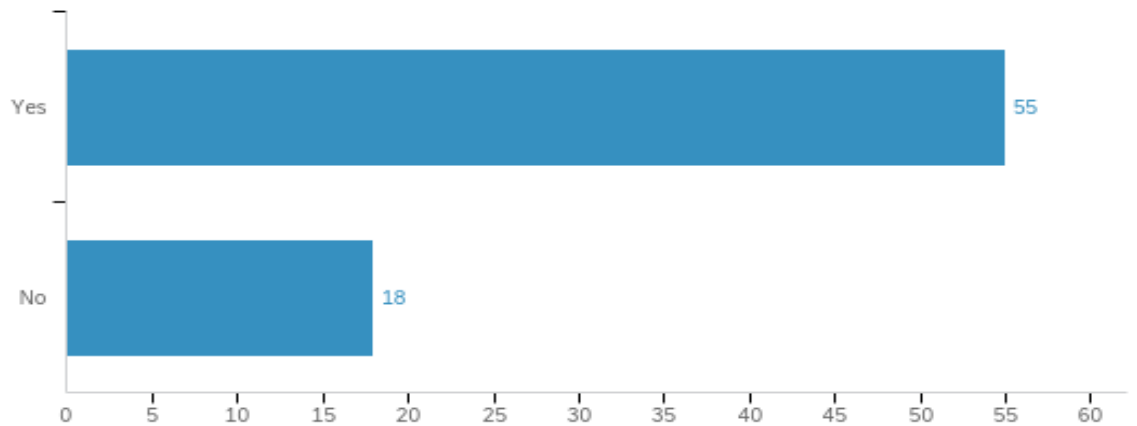
**In what year did your first adoption finalize?**



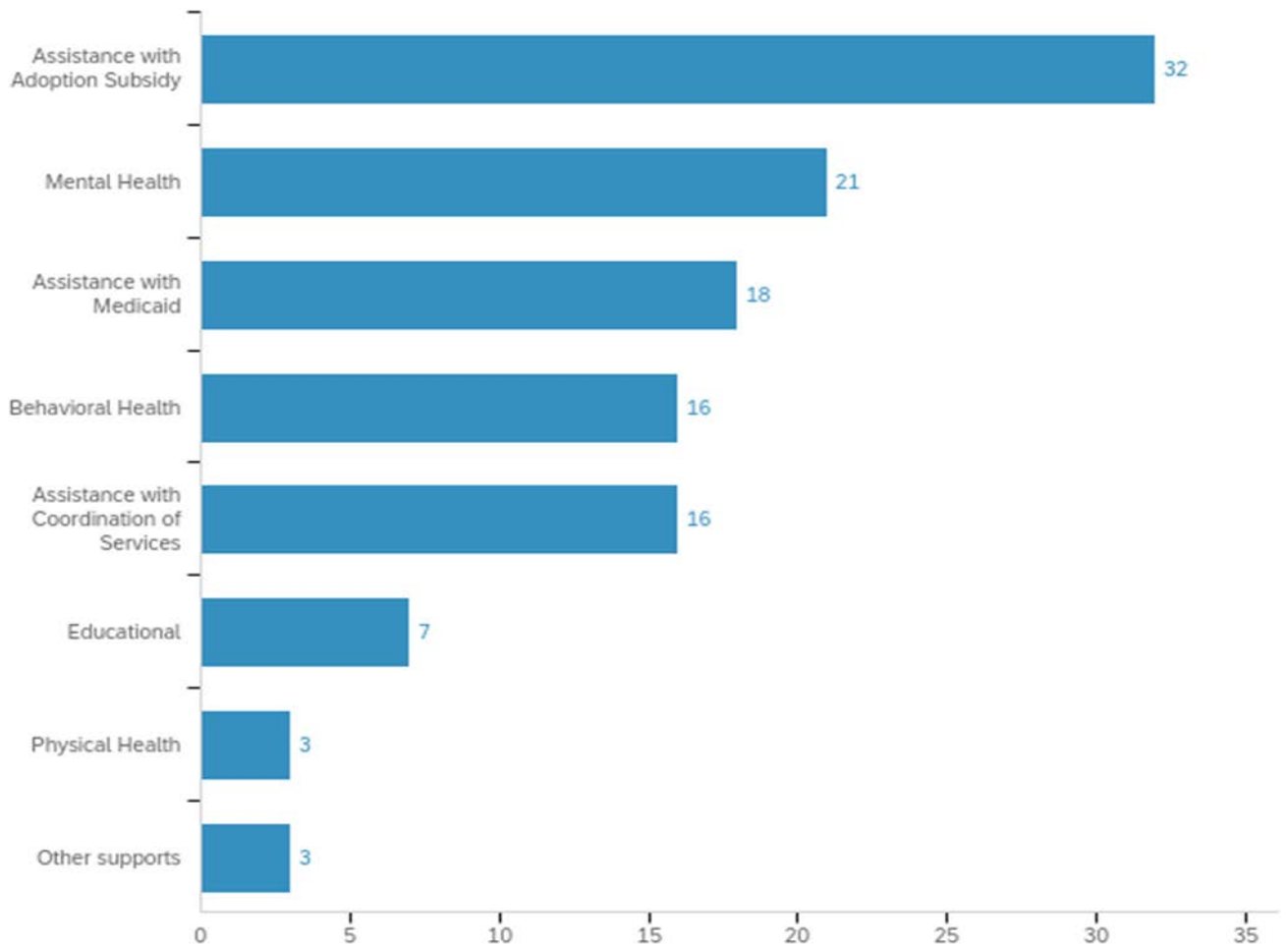
## In what county did you finalize your Adoption



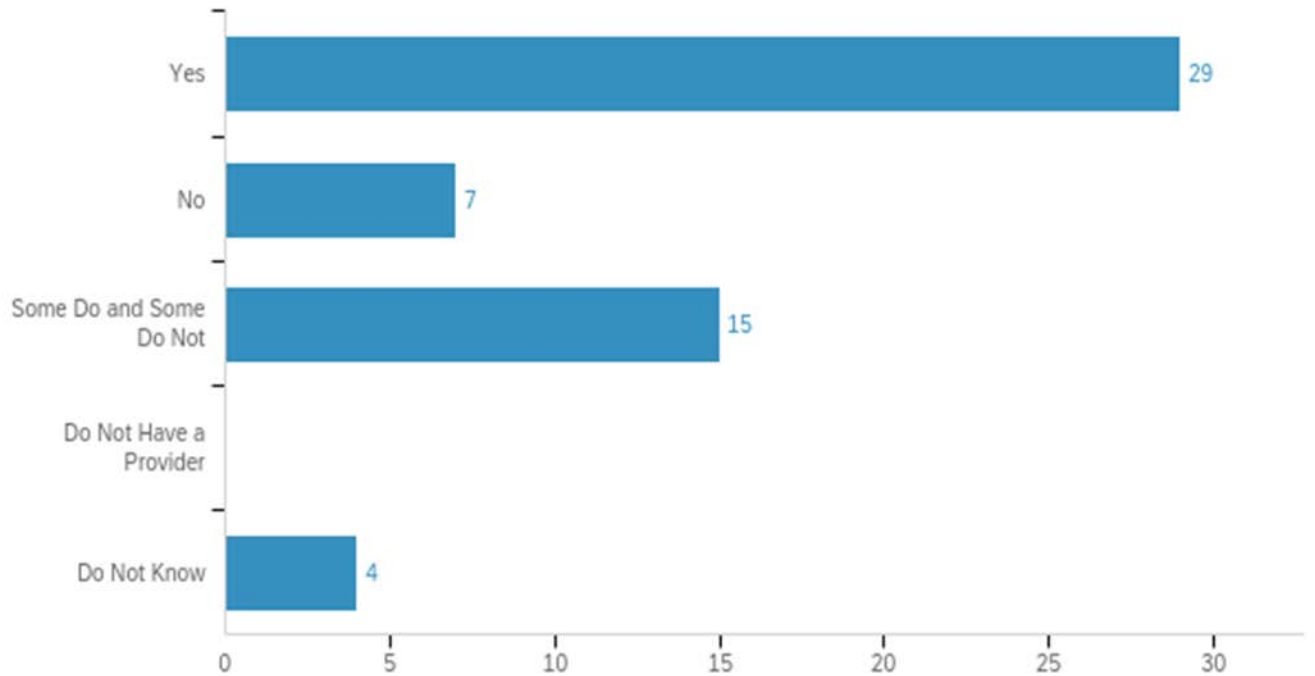
**Has your family received Post Adoption Services/Supports since finalization?**



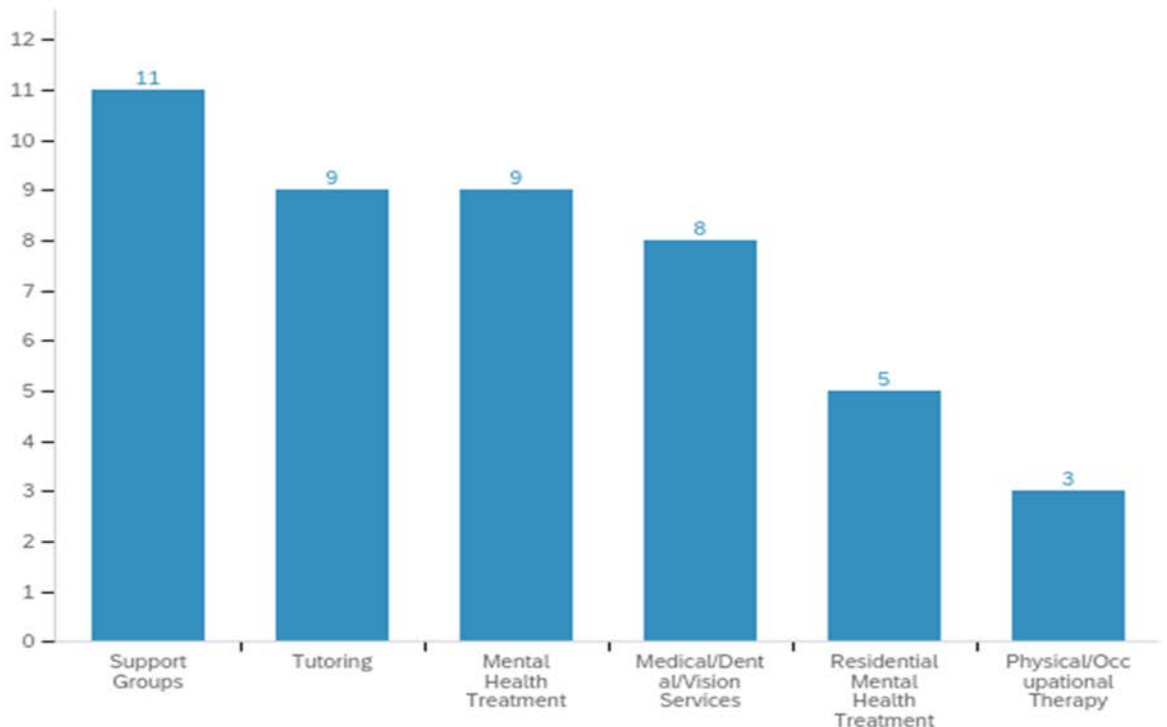
**What type of Post Adoption Services has your family received. Please select all that apply.**



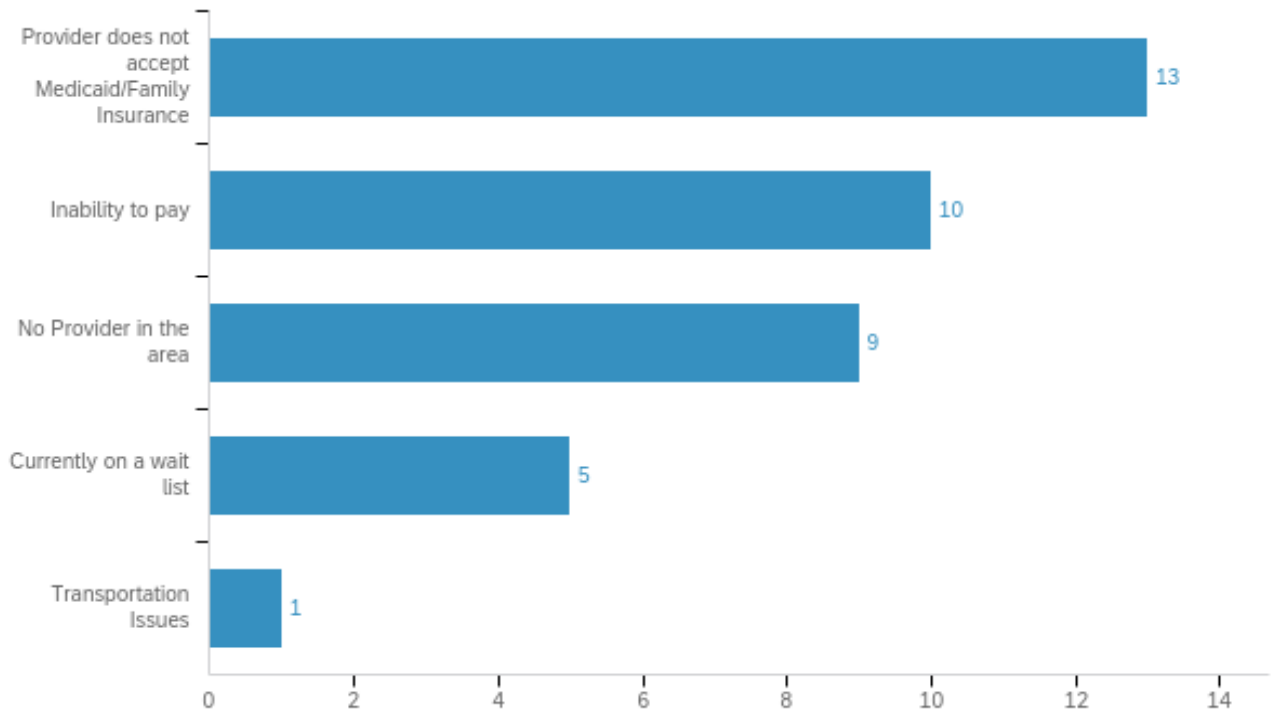
**Do you feel the providers of the Post Adoption Services understood the issues that your adopted child and family have related to adoption?**



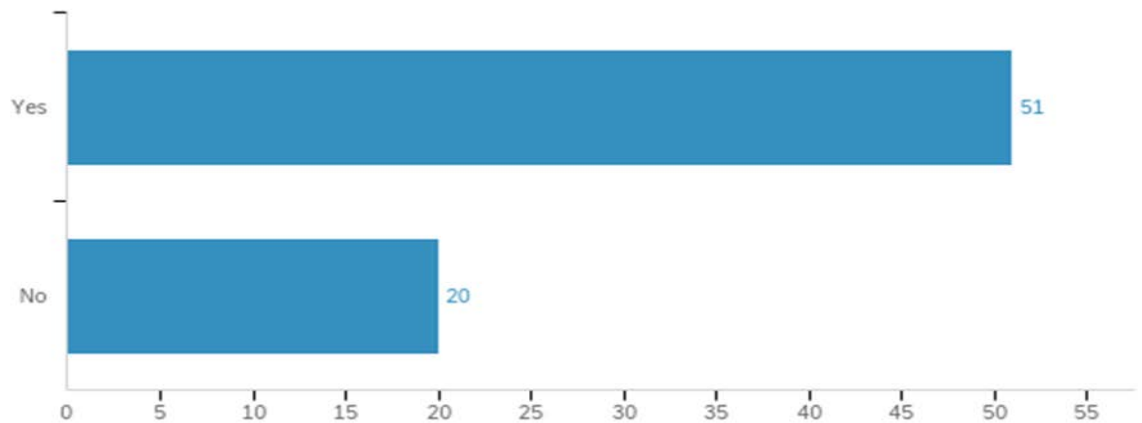
**What services have you tried to access but are unable to receive? Please select all that apply.**



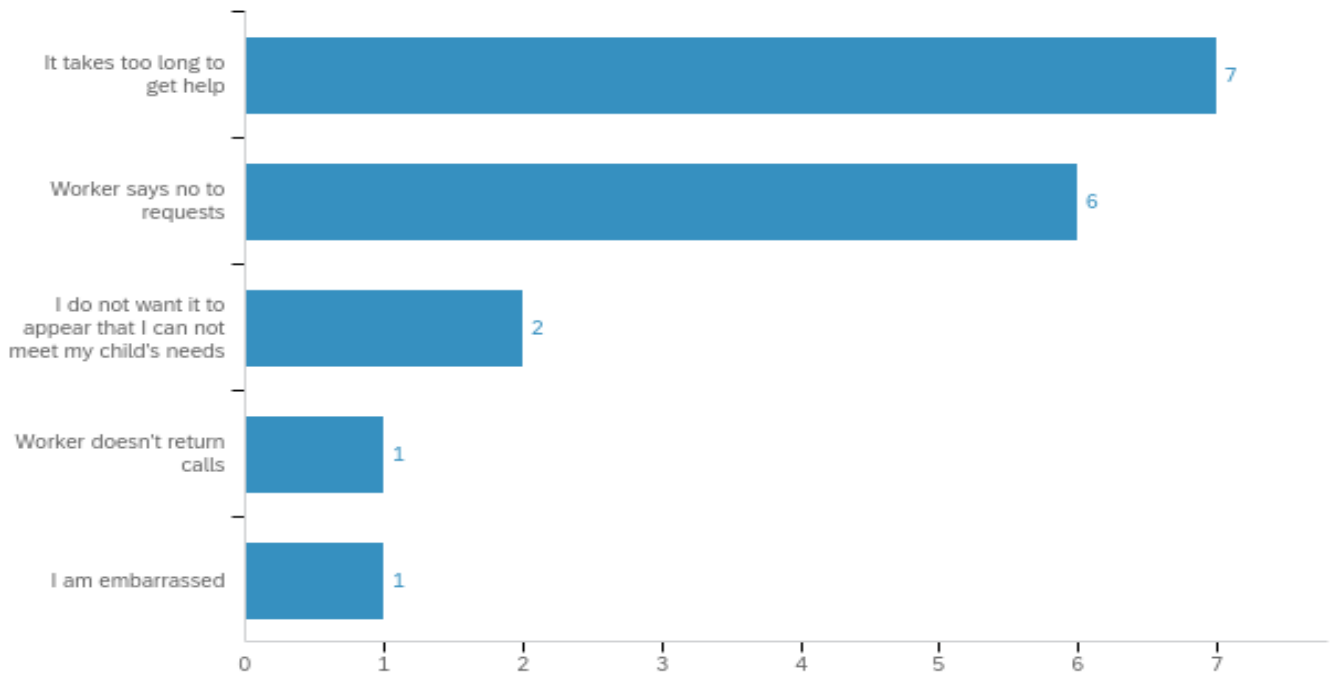
**A service my child and/or my family needs is unavailable because of the following: Please select all that apply.**



**Do you feel comfortable asking your Post Adoption Worker for additional help/assistance?**



**Please indicate why you are uncomfortable asking your Post Adoption Worker for additional help/assistance?**



**Is there a service or support that you want your post adoption worker to provide that is currently not being provided? Please select all that apply.**

