

Florida Department of Corrections

Florida's Criminal Punishment Code: Assessment and Analysis

October 2021



*A report to the Florida
Legislature detailing Florida's
Criminal Punishment Code*

Mark S. Inch, Secretary

TABLE OF CONTENTS

Executive Summary	3
I. Introduction	4
1. Overview of Florida’s Sentencing Policies	5-12
2. Introductory Statistics	13
II. Fiscal Year Scoresheet Data	14
1. Scoresheets Received by Circuit	15
2. Age Data	16
3. Gender Data	17
4. Race Data.....	18
5. Statute Reference	19-20
6. Offense Type	21-24
7. Points by Sanction Imposed	25
8. Points by Circuit	26-29
9. Sanction Imposed by Judicial Circuit.....	30
10. Sanction Imposed by County of Sentence.....	31-33
11. Offense Type-Qualifier by Sanction Imposed.....	34-37
III. Trends in Inmate Admissions	38
1. Trends in Inmate Admissions	39
2. Top Ten Offenses in Inmate Admissions	40
3. Inmate Admissions by Judicial Circuit.....	41
4. Admissions by Judicial Circuit by Offense	42
5. Admissions by County of Commitment	43
6. Inmate Admissions	44
7. Admissions by Judicial Circuit by County by Offense	45-47
8. Prior Inmate Admissions	48
Appendices	49
Criminal Punishment Code Scoresheet.....	50-54
Offense Severity Ranking Chart	55-71

Florida’s Criminal Punishment Code: Assessment and Analysis

Offenses Committed on or After October 1, 1998

Executive Summary

In 1997, the Florida Legislature created a new sentencing structure, the Florida Criminal Punishment Code (“Code”). The Code is Florida’s primary sentencing policy. It is unique in that it has features of both structured and unstructured sentencing policies.

From a structured sentencing perspective, the Code provides for a uniform evaluation of relevant factors present at sentencing, such as the offense before the court for sentencing, prior criminal record, victim injury, and others. It also provides for the lowest permissible sentence that the court must impose in any given sentencing event, absent a valid reason for departure.

The Code also contains some characteristics of unstructured sentencing, such as broad judicial discretion and the allowance for the imposition of lengthy terms of incarceration.

The Code is effective for offenses committed on or after October 1, 1998 and is unlike the state’s preceding sentencing guidelines, which provided for narrow ranges of permissible sentences in all non-capital sentencing events.

The intent of this report is to address the requirement set forth in Florida Statute 921.002(4)(a) to report on sentencing events under the Florida Criminal Punishment Code. Each year, the Department of Corrections is required to report on trends in sentencing practices and sentencing score thresholds, and provide an analysis of the sentencing factors considered by the courts. On October 1, 2018, the digitized criminal punishment code scoresheet system was implemented statewide. The Department’s primary areas of focus in quality control are accounting for all scoresheets and correctly entering scoresheets into the Department’s database. Additional information regarding the digitized scoresheet is located under “Department of Corrections Responsibilities” in Part I.

Since January 1, 1994, the Florida Department of Corrections has collected over 2.8 million scoresheets on felony offenders sentenced in Florida courts under the state’s Sentencing Guidelines and Criminal Punishment Code. This report details the 61,578 scoresheets received with sentence dates in FY 2020-2021 received by the Florida Department of Corrections, for felony offenses committed on or after October 1, 1998.

PART I

INTRODUCTION

Overview of Florida’s Sentencing Policies

History of Sentencing Policy

Unstructured Sentencing

Prior to October 1, 1983, courts sentenced in accordance with the provisions of law that permitted a wide range of judicial discretion in the sentencing decision. Sanctions ranged from a fine up to state prison incarceration. The statutory maximum penalties of incarceration in state prison were:

- Five years for a felony of the third degree;
- Fifteen years for a felony of the second degree;
- Thirty years for a felony of the first degree, and;
- Life for a life felony.

This was a form of an indeterminate sentencing policy because most offenders sentenced to prison were, by law, parole eligible. Parole was a discretionary early release policy, which obviously had a significant impact upon both the percentage and the actual amount of time served.

Structured Sentencing/Sentencing Guidelines

The Florida Sentencing Guidelines represent the state’s structured policy with respect to the sentencing of non-capital felony offenders. There are three distinct versions of the guidelines currently in operation in Florida. They each:

- Provide for a uniform set of standards to guide the sentencing court in sentencing decisions;
- Evaluate relevant factors present at sentencing relating to the offense or offenses and the defendant’s prior criminal behavior;
- Are attempts to provide for “truth in sentencing” and eliminate unwarranted disparity in sentencing decisions;
- Focus on ensuring that the punishment is commensurate with the offenses before the court for sentencing, and;
- Are mathematically based and provide a means to address several policy areas.

Every assessment of points reflects a policy statement regarding the relative severity of a criminal behavior. Each policy is represented on its respective scoresheet, which must be completed for each felony defendant prior to sentencing.

The 1983 Sentencing Guidelines

Due to concerns regarding actual and percent of time served as well as concerns regarding a lack of uniformity in sentencing, the 1983 Florida Sentencing Guidelines were enacted October 1, 1983 and parole eligibility was abolished for almost all offenses committed after that date. These guidelines are currently in effect for all non-capital felony offenses that were committed on or after October 1, 1983 and before January 1, 1994.

The 1983 Sentencing Guideline structure was comprised of nine separate worksheets for specified offense categories such as murder, sexual offenses, drug offenses, etc. All offenses were contained in one of these categories.

Within each worksheet, points were assessed for offenses to be sentenced and prior record offenses based on the number of offenses and each offense's felony degree. Assessments were made for legal status and victim injury. Total scores fell into sentencing ranges or cells, for each worksheet. The least severe cell provided for a non-state prison sanction and the most severe cell provided for 27 years to life in prison. Departure sentences were permissible, as long as, written reasons were provided.

Several factors eventually eroded the integrity of the "truth in sentencing" aspect of the 1983 sentencing guidelines. Some of these factors included an epidemic of "crack" cocaine-related offense activity, which resulted in an unanticipated impact upon correctional resources, the passage of unfunded mandatory minimum sentence legislation, and significant growth in the population of the State of Florida.

As a result of these and other factors, the percentage of time served and actual time served declined. By 1989, the average percentage of time served was 34 percent. This lack of system integrity was the impetus for the creation of a new sentencing guideline structure.

The 1994 Sentencing Guidelines

The 1994 Sentencing Guidelines were enacted through the passage of the “Safe Streets Act.” These guidelines were created with the recognition that prison resources are finite and that the use of state incarceration should be focused upon offenders who commit serious or violent offenses, or who offend repetitively. The 1994 guidelines repealed the grant of basic gain time, evidencing the legislature’s re-commitment to “truth in sentencing.” These sentencing guidelines are in effect for all non-capital felony offenses committed on or after January 1, 1994 and before October 1, 1995.

The structure of the 1994 Sentencing Guidelines has little similarity to the 1983 structure. The structure created attempted to resolve some of the problems inherent in the preceding structure, such as the nine separate worksheets, the lack of offense-specific detail and the issue of grouping crimes by category. The structure of the 1994 guidelines:

- Ranks all non-capital felonies in one of 10 offense severity levels. Level 1 is the least severe ranking and 10 reflects the most serious felonies.
- Each of the rankings has an associated point value in each of three elements subject to scoring: primary offense, additional offense(s), and prior record. Point values escalate as the rank increases. Every offense scored is provided its corresponding point value in these areas, with the emphasis of points lying in the area of the primary offense.
- Includes other policy levels through an assessment of points for a variety of other factors such as: victim injury, legal status, supervision violations, and others.

Under the 1994 structure, the total guidelines score determines the sanction and a range of length of sanction when state prison is applicable. There are basically three categories of sanction based upon total scores. There are ranges of score which:

1. Mandate a non-state prison sanction when the total score is 40 points or less.
2. Provide for discretionary prison or non-state prison sanction when the total score is greater than forty and less than 52 points.

3. Mandate a state prison sanction when the total score exceeds 52 points.

The length of prison is determined by subtracting 28 from the total sentence points to derive the total prison months.

The court has the discretion to increase or decrease the sanction by 25%. This provided for a relatively narrow range for the imposition of a guideline sentence.

The 1995 Sentencing Guidelines

The 1994 Sentencing Guidelines were significantly amended in 1995 through the passage of the Crime Control Act of 1995. The basic structure of the 1994 sentencing guidelines remained; however, point values were increased in a variety of areas and additional policy levers were created to provide for greater sanctions. The 1995 guidelines are in effect for offenses committed on or after October 1, 1995 through September 30, 1998.

The Heggs ruling stated that the use of the 1995 Sentencing Guidelines for offenses between October 1, 1995 and May 24, 1997 is unconstitutional. However, the 1995 Sentencing Guidelines are used for offense dates between May 25, 1997 and September 30, 1998.

The guidelines were slightly modified in both 1996 and 1997, again providing for increased sanctions and sanction length in certain instances.

The Criminal Punishment Code

The Criminal Punishment Code became effective for offenses committed on or after October 1, 1998. The guidelines are repealed for all offenses committed on or after October 1, 1998 but remain in effect for offenses committed prior to this date. The Code contains features of both structured and unstructured sentencing policies. It maintains many of the goals of guidelines sentencing. Compared to the guidelines however, the Code allows for greater upward discretion in sentencing, provides for increased penalties, and lowers mandatory prison thresholds.

- The Code significantly alters the sentencing policy in a variety of respects. One of the most notable changes is the significant broadening of upward discretion in the sentencing policy. Under the sentencing guidelines, the upward discretion

was 25 percent above the state prison months determined by the calculation. Under the Code, the maximum sentence for any felony offense is determined by the statutory maximums as provided in Florida Statute (F.S.) 775.082.

<u>Felony Degree</u>	<u>Years in Prison</u>
Life Felony	Up to Life
1 st	Up to 30
2 nd	Up to 15
3 rd	Up to 5

- This has two effects that are divergent from the preceding guidelines. First, all felony offenders have the potential to receive a prison sentence, whereas many under the guidelines were by policy excluded from such a possibility. Second, the maximums of F. S. 775.082 usually will provide for far greater sentence lengths than were permissible under the guidelines.
- Another significant change is the determination when a prison sentence becomes mandatory under the new sentencing policy. The basic structure of the sentencing policy has not changed with respect to point determinations. Sentencing point thresholds for sentence calculations have, however, undergone significant revisions.
 1. If total points are equal to or less than 44, the lowest permissible sentence is a non-state prison sanction. (However, state prison up to the statutory maximum can be imposed.)
 2. If total points exceed 44, the minimum sentence is established by taking the total point value subtracting 28 and decreasing the remaining value by 25%. This end result value is the lowest permissible prison sentence in months.

This means that only those offenders scoring 44 or fewer points may receive a non-state prison sanction under the code. All others must receive a state prison sanction, absent downward departure from this structure. The threshold under the guidelines for mandatory prison incarceration was 52 points.

Department of Corrections Responsibilities

The Department was provided a variety of responsibilities regarding the sentencing policy with respect to the 1994 and subsequent versions of the law. Florida Statute 921 requires the Department to:

- Develop the scoresheet and any revisions of the scoresheet for approval by the Supreme Court and supply Sentencing Guidelines and Criminal Punishment Code scoresheets to the appropriate criminal justice entities in the state;
- Prior to July 1, 2001, the Department had a coequal responsibility to prepare scoresheets with the state attorneys. However, the Department of Corrections continued to complete scoresheets which had been ordered by the courts prior to July 1, 2001. In addition, there were transitional issues involved in transferring this responsibility to the state attorneys. This resulted in 9.7% of scoresheets received during FY 2001-02 having been prepared by the Department of Corrections;
- Assist the Criminal Justice Estimating Conference in estimating correctional impact of proposed changes to the code;
- Provide the Legislature by October 1 of each year a report detailing the rate of compliance of each Judicial Circuit in providing scoresheets to the Department; and,
- Provide the Legislature an annual report detailing trends in sentencing and an analysis thereof by October 1 of each year.

The SAGES (Sentencing Analysis and Guidelines Entry Systems) database

The Department developed a database in 1994 to be used as a mechanism to allow for the storage of completed scoresheets and allow for more accurate, legible and efficient scoresheet preparation.

This report is derived primarily from the information on sentencing scoresheets received by the Department from the clerks of the courts and entered into SAGES. It does not attempt to match a scoresheet with a specific admission event.

The following should be considered when evaluating this and other information derived from this database:

- The information is compiled from a database containing sentencing scoresheets received by the Department of Corrections for offenses with dates of commission on or after January 1, 1994. The information is based on the scoresheets in the database with dates of sentence in Fiscal Year 2020-2021 and offenses on or after October 1, 1998, entered as of September 1, 2021.
- Because the rate of scoresheet submissions is never 100%, there is always information missing that could potentially affect the analysis. When this report was run, the statewide compliance rate was **59.3%** for Fiscal Year 2020-2021.
- Though the Department retrieves and includes in the database omitted information from a scoresheet that is critical, no effort is made to correct preparation error or errors recorded on scoresheets regarding the sentence imposed. The Department does not have the authority to amend an official court document. Conversely, there is a responsibility to record the information as received.

The Digitized Scoresheet

Beginning October 1, 2018, the Department of Corrections shall make available the digitized Criminal Punishment Code scoresheets to those persons charged with the responsibility for preparing scoresheets. The clerk of the circuit court shall transmit a complete and accurate digitized copy of the Criminal Punishment Code scoresheet used in each sentencing proceeding to the Department of Corrections. Scoresheets must be electronically transmitted no less frequently than monthly, by the first of each month, and may be sent collectively.

A digitized sentencing scoresheet must be prepared for every defendant who is sentenced for a felony offense. The individual offender's digitized Criminal Punishment Code scoresheet and any attachments thereto prepared pursuant to Rule 3.701, Rule 3.702, or Rule 3.703, Florida Rules of Criminal Procedure, or any other rule pertaining to the preparation and submission of felony sentencing scoresheets, must be included with the uniform judgment and sentence form provided to the Department of Corrections.

The Department of Corrections, in consultation with the Office of the State Courts Administrator, state attorneys, and public defenders, must develop and submit the revised digitized Criminal Punishment Code scoresheet to the Supreme Court for approval by June 15 of each year, as necessary. The digitized scoresheet shall have individual, structured data cells for each data field on the scoresheet. Upon the Supreme Court's approval of the revised digitized scoresheet, the Department of Corrections shall produce and provide the revised digitized scoresheets by September 30 of each year, as necessary.

Digitized scoresheets must include individual data cells to indicate whether any prison sentence imposed includes a mandatory minimum sentence or the sentence imposed was a downward departure from the lowest permissible sentence under the Criminal Punishment Code.

Quality Control Procedures

Quality control procedures have been implemented and will continue to be modified as needed to provide valid and reliable sentencing information to aid the Criminal Justice Estimating Conference and the Department of Corrections with legislative mandates.

The Department's primary areas of focus in quality control are accounting for all scoresheets and correctly entering scoresheets into the Department's database. The Department monitors the receipt of scoresheets and prepares a report each year detailing the compliance rate of each judicial circuit in providing scoresheets to the Department. Inquiries regarding scoresheet submission compliance should be directed to the Department of Corrections, Bureau of Probation and Parole Field Services (850) 717-3444.

Scoresheet accuracy is an area of concern. The Florida Criminal Punishment Code Scoresheet Preparation Manual serves as a resource document for scoresheet preparers and in conjunction with Florida Statutes contain sufficient information to complete scoresheets under the appropriate sentencing law. If a scoresheet preparer has a need for legal or statutory information other than what is provided in the manuals, they may contact the Office of the State Courts Administrator at (850) 413-7321. If technical or coding information is needed to complete a scoresheet, contact the Department of Corrections Bureau of Probation and Parole Field Services at (850) 717-3444.

Scoresheets missing key information is also an area of concern. All items contained on the scoresheet relevant to a particular sentencing event are required to be completed.

Introductory Statistics

This report reflects the 61,578 scoresheets received by the Department of Corrections with offense dates on or after October 1, 1998, and sentencing dates of July 1, 2020 through June 30, 2021. This total only reflects those scoresheets available through the Digitized Scoresheet System. It may not include scoresheets from judicial circuits that utilize different software platforms.

FINDINGS:

The following tables reflect the data from the scoresheets received through the Digitized Scoresheet System. Comparison of prior data will not be provided.

Note: COVID-19 restrictions resulted in a reduction of intakes, affecting admissions and populations.

PART II

FISCAL YEAR

SCORESHEET DATA

Fiscal Year 2020-2021

Scoresheets Received by Circuit by Type

Judicial Circuit of Sentence	1994 Sentencing Guidelines Scoresheet	1995 Sentencing Guidelines Scoresheet*	Criminal Punishment Code Scoresheet	Total
01 (Pensacola)	3	1	3,617	3,621
02 (Tallahassee)	-	1	1,224	1,225
03 (Lake City)	4	1	1,602	1,607
04 (Jacksonville)	10	-	2,760	2,770
05 (Tavares)	-	1	2,895	2,896
06 (Clearwater)	8	2	5,833	5,843
07 (Daytona Beach)	4	-	4,846	4,850
08 (Gainesville)	1	-	2,688	2,689
09 (Orlando)	1	2	2,966	2,969
10 (Bartow)	15	8	2,722	2,745
11 (Miami)	-	-	43	43
12 (Sarasota)	6	1	3,789	3,796
13 (Tampa)	6	2	4,732	4,740
14 (Panama City)	3	1	3,346	3,350
15 (West Palm Beach)	1	2	3,123	3,126
16 (Key West)	2	2	614	618
17 (Ft. Lauderdale)	3	1	1,911	1,915
18 (Sanford)	20	9	5,479	5,508
19 (Ft. Pierce)	4	1	2,298	2,303
20 (Ft. Myers)	5	-	4,885	4,890
Data Unavailable	-	-	74	74
Total	96	35	61,447	61,578

Scoresheets Received by Month by Type

Month of Sentence	1994 Sentencing Guidelines Scoresheet	1995 Sentencing Guidelines Scoresheet*	Criminal Punishment Code Scoresheet	Total
July 2020	8	5	3,750	3,763
August 2020	6	1	3,882	3,889
September 2020	8	6	4,376	4,390
October 2020	15	3	5,721	5,739
November 2020	5	3	4,465	4,473
December 2020	2	-	5,140	5,142
January 2021	7	6	4,869	4,882
February 2021	6	4	5,707	5,717
March 2021	8	1	6,429	6,438
April 2021	10	4	5,713	5,727
May 2021	7	1	5,478	5,486
June 2021	14	1	5,917	5,932
Total	96	35	61,447	61,578

Note: Total number of scoresheets, including those with offense dates between October 1, 1995 and May 24, 1997.

* Offense dates between May 25, 1997 and September 30, 1998.

Fiscal Year 2020-2021

Age at Offense on Scoresheets Received

Age Group	Total
17 & Under	733
18-24	11,861
25-29	10,733
30-34	10,673
35-39	9,287
40-44	6,191
45-49	4,420
50-54	3,234
55-59	2,475
60-64	1,154
65-69	451
70-74	152
75-79	51
80-84	9
85-89	1
90-94	-
95-99	-
Data Unavailable	153
Total	61,578

Age at Sentencing on Scoresheets Received

Age Group	Total
17 & Under	139
18-24	9,538
25-29	10,326
30-34	11,043
35-39	9,994
40-44	7,065
45-49	4,677
50-54	3,586
55-59	2,825
60-64	1,491
65-69	587
70-74	208
75-79	68
80-84	16
85-89	-
90-94	1
Data Unavailable	14
Total	61,578

Fiscal Year 2020-2021

Gender by Judicial Circuit on Scoresheets Received

Judicial Circuit	Male	Female	Total
01 (Pensacola)	2,726	895	3,621
02 (Tallahassee)	938	287	1,225
03 (Lake City)	1,198	409	1,607
04 (Jacksonville)	2,257	513	2,770
05 (Tavares)	2,070	826	2,896
06 (Clearwater)	4,442	1,401	5,843
07 (Daytona Beach)	3,756	1,094	4,850
08 (Gainesville)	2,080	609	2,689
09 (Orlando)	2,452	517	2,969
10 (Bartow)	2,143	602	2,745
11 (Miami)	33	10	43
12 (Sarasota)	2,795	1,001	3,796
13 (Tampa)	3,873	867	4,740
14 (Panama City)	2,478	872	3,350
15 (West Palm Beach)	2,611	515	3,126
16 (Key West)	506	112	618
17 (Ft. Lauderdale)	1,581	334	1,915
18 (Sanford)	4,083	1,425	5,508
19 (Ft. Pierce)	1,685	618	2,303
20 (Ft. Myers)	3,769	1,121	4,890
Data Unavailable	58	16	74
Total	47,534	14,044	61,578

Note: Data reflects information entered on scoresheets July 1, 2020 through June 30, 2021.

Fiscal Year 2020-2021

Race by Judicial Circuit on Scoresheets Received

Judicial Circuit	American Indian	Asian	Black	Hispanic	Unknown	White	Total
01 (Pensacola)	-	-	1,275	4	37	2,305	3,621
02 (Tallahassee)	-	-	664	3	16	542	1,225
03 (Lake City)	-	-	449	1	26	1,131	1,607
04 (Jacksonville)	2	10	1,578	35	29	1,116	2,770
05 (Tavares)	1	4	623	93	17	2,158	2,896
06 (Clearwater)	1	35	1,524	58	206	4,019	5,843
07 (Daytona Beach)	-	-	1,388	5	150	3,307	4,850
08 (Gainesville)	-	-	1,181	-	58	1,450	2,689
09 (Orlando)	-	-	1,393	1	15	1,560	2,969
10 (Bartow)	-	-	784	5	271	1,685	2,745
11 (Miami)	-	1	17	-	2	23	43
12 (Sarasota)	-	-	966	-	99	2,731	3,796
13 (Tampa)	1	7	2,001	86	13	2,632	4,740
14 (Panama City)	-	-	749	-	77	2,524	3,350
15 (West Palm Beach)	-	-	1,748	1	7	1,370	3,126
16 (Key West)	-	1	124	51	5	437	618
17 (Ft. Lauderdale)	-	-	1,129	5	12	769	1,915
18 (Sanford)	2	18	1,695	205	41	3,547	5,508
19 (Ft. Pierce)	9	3	780	145	37	1,329	2,303
20 (Ft. Myers)	16	8	1,048	29	7	3,782	4,890
Data Unavailable	-	-	22	2	1	49	74
Total	32	87	21,138	729	1,126	38,466	61,578

Note: Data reflects information entered on scoresheets July 1, 2020 through June 30, 2021.

Fiscal Year 2020-2021 Statute Reference on Scoresheets Received

Data reflects information entered on scoresheets July 1, 2020 through June 30, 2021.

Statute Reference	Total
893.13	17,404
Undetermined	13,495
812.014	4,804
810.02	3,870
812.019	1,464
316.1935	1,431
790.23	1,393
784.021	1,329
322.34	1,107
784.03	1,026
843.01	997
784.041	941
827.03	899
790.01	890
784.045	734
812.13	721
893.135	672
817.568	614
316.193	455
800.04	433
784.08	339
951.22	339
817.034	284
316.027	267
806.13	265
794.011	250
918.13	242
943.0435	228
831.09	212
817.61	204
784.048	197
827.071	188
787.02	176
782.04	169
790.19	169
914.22	165
836.1	145
934.215	139
414.39	132
784.082	128
812.131	127
322.341	126
539.001	124
944.4	98

Statute Reference	Total
812.015	90
784.07	82
806.01	81
847.0135	80
825.102	64
825.103	64
828.12	64
812.133	63
944.47	61
831.01	56
782.07	52
787.01	48
775.21	44
812.135	44
787.03	42
893.1351	42
212.15	40
810.09	40
794.05	37
812.0145	37
316.8	36
810.06	36
655.0322	35
812.155	34
777.03	33
817.52	33
790.15	30
810.145	29
895.03	28
817.611	27
790	25
489.127	22
796.07	22
836.05	22
944.607	21
843.15	20
784.075	19
838.021	16
901.36	16
790.07	15
316.192	14
847.0138	14
322.212	13
775.261	13

Statute Reference	Total
782.071	13
316	12
782.051	12
790.163	12
817	12
817.234	12
319.33	11
806.1	11
831.08	11
440.105	10
784.081	10
843.025	10
790.115	9
832	9
896.101	9
741.31	8
782.065	8
787.06	8
790.221	8
810.08	8
843.021	8
832.05	7
509.151	6
790.162	6
815.06	6
827.04	6
847.012	6
379	5
39.205	5
509.162	5
796.05	5
812.0195	5
812.145	5
837.05	5
838.022	5
843.08	5
847.011	5
847.0137	5
403.413	4
409.92	4
782.072	4
790.401	4
817.563	4
817.5685	4

Fiscal Year 2020-2021 Statute Reference on Scoresheets Received

Data reflects information entered on scoresheets July 1, 2020 through June 30, 2021.

Statute Reference	Total
817.625	4
843.23	4
847.0133	4
327.35	3
440.1	3
443.071	3
538.04	3
775.13	3
784.074	3
817.2361	3
831.31	3
859.01	3
893.147	3
944.35	3
212.12	2
320.26	2
327.3	2
365.172	2
384.34	2
394.4593	2
466.026	2
489.126	2
499.0051	2
590.28	2
784.011	2
784.047	2
784.062	2
787.04	2
790.065	2
790.164	2
790.17	2
790.235	2
794.041	2
800.03	2
800.101	2
817.236	2
817.505	2
817.564	2
826.04	2
828.122	2
831	2
831.11	2
831.28	2

Statute Reference	Total
831.29	2
837.055	2
849	2
914.23	2
934.03	2
104.041	1
117.105	1
328.05	1
328.07	1
370.021	1
379.404	1
393.135	1
394.927	1
489.531	1
491.0112	1
517.07	1
538.23	1
585.145	1
775.085	1
784.0487	1
784.076	1
784.078	1
784.083	1
790.165	1
790.166	1
790.27	1
810.095	1
812.0191	1
812.16	1
815.04	1
817.5	1
817.535	1
831.12	1
831.14	1
831.311	1
837.021	1
838.015	1
843.02	1
843.0855	1
843.09	1
843.18	1
847	1
860.13	1

Statute Reference	Total
872.06	1
896.104	1
918.12	1
985.4046	1

Fiscal Year 2020-2021

Offense Type Based on Best Match to Statute or Primary Offense Code on Scoresheet using Offense Categories Specific to the Department of Corrections

Primary Offense	Total	Percent
Murder/Manslaughter	284	0.5%
Capital Murder	33	0.05%
2nd Degree Murder	126	0.20%
3rd Degree Murder	10	0.02%
Homicide, Other	14	0.02%
Manslaughter	63	0.10%
DUI Manslaughter	38	0.06%

Sexual Offenses	1,015	1.6%
Capital Sexual Battery	1	0.00%
Life Sexual Battery	88	0.14%
1st Degree Sexual Battery	115	0.19%
2nd Degree Sexual Battery	171	0.28%
Sexual Assault, Other	12	0.02%
Lewd/Lascivious Behavior	628	1.02%

Robbery	892	1.4%
Robbery With Weapon	384	0.62%
Robbery Without Weapon	464	0.75%
Home Invasion, Robbery	44	0.07%

Note: Data reflects only matches or best possible matches using statute or primary offense code, if available.

Fiscal Year 2020-2021

Offense Type Based on Best Match to Statute or Primary Offense Code on Scoresheet using Offense Categories Specific to the Department of Corrections

Primary Offense	Total	Percent
Violent Personal Offenses	7,987	13.0%
Carjacking	63	0.10%
Aggravated Assault	1,329	2.16%
Aggravated Battery	756	1.23%
Assault/Battery On L.E.O.	82	0.13%
Assault/Battery, Other	993	1.61%
Aggravated Stalking	197	0.32%
Resisting Arrest With Violence	997	1.62%
Kidnapping	268	0.44%
Arson	100	0.16%
Abuse Of Children	955	1.55%
Leave Accident With Injury/Death	269	0.44%
DUI, Injury	50	0.08%
Home Invasion, Other	-	0.00%
Violent, Other	1,928	3.13%

Burglary	4,193	6.8%
Burglary, Structure	2,242	3.64%
Burglary, Dwelling	1,167	1.90%
Burglary, Armed	210	0.34%
Burglary With Assault	217	0.35%
Burglary/Trespass, Other	357	0.58%

Note: Data reflects only matches or best possible matches using statute or primary offense code, if available.

Fiscal Year 2020-2021

Offense Type Based on Best Match to Statute or Primary Offense Code on Scoresheet using Offense Categories Specific to the Department of Corrections

Primary Offense	Total	Percent
Theft/Forgery/Fraud	8,513	13.8%
Grand Theft, Other	2,332	3.79%
Grand Theft, Automobile	1,168	1.90%
Stolen Property	1,533	2.49%
Forgery/Counterfeiting	882	1.43%
Worthless Checks	16	0.03%
Fraudulent Practices	1,045	1.70%
Other Theft/Property Damage	1,537	2.50%

Drugs	18,127	29.4%
Drugs, Manufacture/Sale/Purchase	2,664	4.33%
Drugs, Trafficking	703	1.14%
Drugs, Possession/Other	14,760	23.97%

Weapons	2,513	4.1%
Weapons, Discharging	199	0.32%
Weapons, Possession	2,308	3.75%
Weapons, Other	6	0.01%

Note: Data reflects only matches or best possible matches using statute or primary offense code, if available.

Fiscal Year 2020-2021

Offense Type Based on Best Match to Statute or Primary Offense Code on Scoresheet using Offense Categories Specific to the Department of Corrections

Primary Offense	Total	Percent
Other	4,562	7.4%
Escape	1,540	2.50%
DUI, No Injury	370	0.60%
Traffic, Other	1,250	2.03%
Racketeering	28	0.05%
Pollution/Hazardous Materials	4	0.01%
Criminal Justice System	1,099	1.78%
Other	271	0.44%
Data Undetermined	13,492	21.9%
Total	61,578	

Note: Data reflects only matches or best possible matches using statute or primary offense code, if available.

Fiscal Year 2020-2021

Points by Sanction Imposed on Scoresheets Received

Sanction Imposed	Data Unavailable	22.0 Points or Less	22.1 to 44.0 Points	More than 44.0 Points	Total
State Prison	4	231	1,957	10,814	13,006
Community Control	-	295	1,444	1,764	3,503
Probation	16	6,679	10,377	5,253	22,325
County Jail	6	3,024	7,685	3,603	14,318
Other	-	60	126	179	365
Sanction Undetermined	18	1,644	2,848	3,551	8,061
Total	44	11,933	24,437	25,164	61,578

Note: Data in table above reflects points entered on scoresheets received July 1, 2020 through June 30, 2021.

Fiscal Year 2020-2021

Points by Judicial Circuit by Sanction Imposed on Scoresheets Received

Judicial Circuit	Sanction Imposed	Data Unavailable	22.0 Points or Less	22.1 to 44.0 Points	More than 44.0 Points	Total
Circuit 01 - Pensacola	Missing	10	13	16	20	59
	County Jail	-	240	649	183	1,072
	Probation	-	620	725	180	1,525
	Community Control	-	26	106	99	231
	State Prison	-	-	160	566	726
	Other	-	4	2	2	8
Circuit 02 - Tallahassee	Missing	-	93	193	252	538
	County Jail	-	26	72	54	152
	Probation	1	87	143	119	350
	Community Control	-	2	13	33	48
	State Prison	-	-	15	111	126
	Other	-	1	3	7	11
Circuit 03 - Lake City	Missing	2	11	27	31	71
	County Jail	-	16	55	36	107
	Probation	-	230	330	145	705
	Community Control	-	34	129	88	251
	State Prison	-	8	149	316	473
	Other	-	-	-	-	-
Circuit 04 - Jacksonville	Missing	3	69	144	147	363
	County Jail	-	151	404	176	731
	Probation	4	171	352	198	725
	Community Control	-	14	59	58	131
	State Prison	-	33	152	631	816
	Other	-	1	-	3	4
Circuit 05 - Tavares	Missing	-	10	15	6	31
	County Jail	-	303	534	66	903
	Probation	-	519	557	119	1,195
	Community Control	-	12	56	31	99
	State Prison	1	4	148	490	643
	Other	-	10	4	11	25

Fiscal Year 2020-2021

Points by Judicial Circuit by Sanction Imposed on Scoresheets Received

Judicial Circuit	Sanction Imposed	Data Unavailable	22.0 Points or Less	22.1 to 44.0 Points	More than 44.0 Points	Total
Circuit 06 - Clearwater	Missing	1	12	32	20	65
	County Jail	-	539	1,250	757	2,546
	Probation	1	483	797	586	1,867
	Community Control	-	11	39	81	131
	State Prison	1	66	198	966	1,231
	Other	-	-	2	1	3
Circuit 07 - Daytona Beach	Missing	1	50	89	142	282
	County Jail	-	177	513	241	931
	Probation	-	512	911	582	2,005
	Community Control	-	44	160	223	427
	State Prison	-	8	154	994	1,156
	Other	-	4	17	28	49
Circuit 08 - Gainesville	Missing	-	13	15	12	40
	County Jail	-	100	275	114	489
	Probation	-	366	532	216	1,114
	Community Control	-	19	85	68	172
	State Prison	-	18	170	627	815
	Other	-	3	26	30	59
Circuit 09 - Orlando	Missing	1	426	713	687	1,827
	County Jail	1	140	197	105	443
	Probation	-	116	195	104	415
	Community Control	-	5	14	39	58
	State Prison	-	7	18	185	210
	Other	-	-	3	13	16
Circuit 10 - Bartow	Missing	-	-	1	4	5
	County Jail	-	98	455	163	716
	Probation	-	285	544	164	993
	Community Control	-	6	46	50	102
	State Prison	-	1	113	807	921
	Other	-	2	1	5	8

Fiscal Year 2020-2021

Points by Judicial Circuit by Sanction Imposed on Scoresheets Received

Judicial Circuit	Sanction Imposed	Data Unavailable	22.0 Points or Less	22.1 to 44.0 Points	More than 44.0 Points	Total
Circuit 11 - Miami	Missing	-	5	8	9	22
	County Jail	-	1	2	1	4
	Probation	-	3	5	1	9
	Community Control	-	1	-	1	2
	State Prison	-	-	-	6	6
	Other	-	-	-	-	-
Circuit 12 - Sarasota	Missing	-	27	42	38	107
	County Jail	-	169	517	221	907
	Probation	1	559	807	508	1,875
	Community Control	-	26	124	108	258
	State Prison	-	2	50	539	591
	Other	-	18	30	10	58
Circuit 13 - Tampa	Missing	-	704	1,143	1,786	3,633
	County Jail	-	123	177	198	498
	Probation	-	53	122	120	295
	Community Control	-	1	8	34	43
	State Prison	-	2	18	238	258
	Other	-	2	4	7	13
Circuit 14 - Panama City	Missing	-	85	175	132	392
	County Jail	-	84	225	158	467
	Probation	-	276	615	421	1,312
	Community Control	-	20	139	111	270
	State Prison	-	13	171	698	882
	Other	-	2	10	15	27
Circuit 15 - West Palm Beach	Missing	-	26	51	98	175
	County Jail	-	243	569	474	1,286
	Probation	2	177	410	274	863
	Community Control	-	6	40	45	91
	State Prison	-	9	50	651	710
	Other	-	-	-	1	1

Fiscal Year 2020-2021

Points by Judicial Circuit by Sanction Imposed on Scoresheets Received

Judicial Circuit	Sanction Imposed	Data Unavailable	22.0 Points or Less	22.1 to 44.0 Points	More than 44.0 Points	Total
Circuit 16 - Key West	Missing	-	2	5	6	13
	County Jail	-	11	31	10	52
	Probation	-	94	177	124	395
	Community Control	-	-	10	11	21
	State Prison	-	1	23	106	130
	Other	-	2	4	1	7
Circuit 17 - Ft. Lauderdale	Missing	-	1	-	2	3
	County Jail	-	19	78	118	215
	Probation	-	273	372	290	935
	Community Control	-	2	31	139	172
	State Prison	-	1	20	569	590
	Other	-	-	-	-	-
Circuit 18 - Sanford	Missing	-	36	63	34	133
	County Jail	-	142	638	233	1,013
	Probation	-	917	1,288	507	2,712
	Community Control	-	27	223	377	627
	State Prison	1	26	82	871	980
	Other	-	5	10	28	43
Circuit 19 - Ft. Pierce	Missing	-	34	32	25	91
	County Jail	-	196	315	81	592
	Probation	-	324	373	101	798
	Community Control	-	21	60	41	122
	State Prison	-	7	162	523	692
	Other	-	4	3	1	8
Circuit 20 - Ft. Myers	Missing	-	25	78	97	200
	County Jail	5	240	712	206	1,163
	Probation	7	608	1,113	486	2,214
	Community Control	-	18	102	127	247
	State Prison	1	22	103	916	1,042
	Other	-	2	7	15	24
Missing	Missing	-	2	6	3	11
	County Jail	-	6	17	8	31
	Probation	-	6	9	5	20
	Community Control	-	-	-	-	-
	State Prison	-	3	1	7	11
	Other	-	-	-	1	1
Total		44	11,933	24,437	25,164	61,578

Sanctions by Judicial Circuit

(All Scoresheets Received for Offenders Sentenced between July 1, 2020 and June 30, 2021)

Judicial Circuit	Sanction on All Scoresheets Received*						Total***
	County Jail	Probation	Community Control	State Prison	Other Disposition**	Sanction Undetermined*	
1 (Pensacola)	1,072	1,525	231	726	8	59	3,621
2 (Tallahassee)	152	350	48	126	11	538	1,225
3 (Lake City)	107	705	251	473	-	71	1,607
4 (Jacksonville)	731	725	131	816	4	363	2,770
5 (Tavares)	903	1,195	99	643	25	31	2,896
6 (Clearwater)	2,546	1,867	131	1,231	3	65	5,843
7 (Daytona)	931	2,005	427	1,156	49	282	4,850
8 (Gainesville)	489	1,114	172	815	59	40	2,689
9 (Orlando)	443	415	58	210	16	1,827	2,969
10 (Bartow)	716	993	102	921	8	5	2,745
11 (Miami)	4	9	2	6	-	22	43
12 (Sarasota)	907	1,875	258	591	58	107	3,796
13 (Tampa)	498	295	43	258	13	3,633	4,740
14 (Panama City)	467	1,312	270	882	27	392	3,350
15 (West Palm Beach)	1,286	863	91	710	1	175	3,126
16 (Key West)	52	395	21	130	7	13	618
17 (Ft. Lauderdale)	215	934	172	591	-	3	1,915
18 (Sanford)	1,013	2,712	627	980	43	133	5,508
19 (Ft. Pierce)	592	798	122	692	8	91	2,303
20 (Ft. Myers)	1,163	2,218	247	1,038	24	200	4,890
Missing*	31	20	-	11	1	11	74
Statewide	14,318	22,325	3,503	13,006	365	8,061	61,578

Note: County jail includes time served and state prison includes life sentences.

* Total number of all scoresheets received by the Department, including those with offense dates between October 1, 1995 & May 24, 1997. Includes those with missing judicial circuit and sanction undetermined.

** "Other Disposition" includes fines, county and non-reporting probation, and termination of probation.

***Total represents all attested scoresheets received by the Department. This does not reflect a one to one match for each scoresheet with an admission event.

Sanctions by County

All Scoresheets Received for Offenders Sentenced between July 1, 2020 and June 30, 2021

Judicial Circuit Number / County	Sanction on All Scoresheets Received*						Total
	County Jail	Probation	Community Control	State Prison	Other Disposition**	Sanction Undetermined	
1 Escambia	774	1,213	148	537	8	44	2,724
Okaloosa	4	6	1	5	-	9	25
Santa Rosa	269	259	73	159	-	5	765
Walton	25	47	9	25	-	1	107
2 Franklin	9	20	3	7	-	39	78
Gadsden	24	78	5	32	6	-	145
Jefferson	-	-	-	-	-	27	27
Leon	94	164	26	60	3	471	818
Liberty	15	40	9	20	2	-	86
Wakulla	10	48	5	7	-	1	71
3 Columbia	36	328	91	203	-	21	679
Dixie	18	64	28	20	-	1	131
Hamilton	5	37	13	22	-	3	80
Lafayette	4	10	6	4	-	33	57
Madison	10	61	15	67	-	6	159
Suwannee	13	120	59	113	-	1	306
Taylor	21	85	39	44	-	6	195
4 Clay	11	10	1	7	-	2	31
Duval	700	686	129	780	4	354	2,653
Nassau	20	29	1	29	-	7	86
5 Citrus	135	193	45	163	-	6	542
Hernando	2	-	-	-	-	-	2
Lake	2	1	-	-	-	1	4
Marion	553	824	45	412	24	17	1,875
Sumter	211	177	9	68	1	7	473

Sanctions by County

All Scoresheets Received for Offenders Sentenced between July 1, 2020 and June 30, 2021

Judicial Circuit Number / County	Sanction on All Scoresheets Received*						Total
	County Jail	Probation	Community Control	State Prison	Other Disposition**	Sanction Undetermined	
6 Pasco	555	617	48	324	1	20	1,565
Pinellas	1,991	1,250	83	907	2	45	4,278
7 Flagler	125	218	31	60	2	31	467
Putnam	131	339	67	187	1	2	727
St. Johns	146	255	32	158	-	40	631
Volusia	529	1,193	297	751	46	209	3,025
8 Alachua	302	713	82	519	36	22	1,674
Baker	24	72	31	78	6	1	212
Bradford	60	138	14	113	14	5	344
Gilchrist	17	45	7	25	3	1	98
Levy	72	109	17	56	-	8	262
Union	14	37	21	24	-	3	99
9 Orange	410	348	44	190	13	1,710	2,715
Osceola	33	67	14	20	3	117	254
10 Hardee	15	15	2	23	1	-	56
Highlands	98	93	7	56	4	1	259
Polk	603	885	93	842	3	4	2,430
11 Miami-Dade	4	9	2	6	-	22	43
12 Desoto	61	159	29	99	1	25	374
Manatee	295	615	86	210	10	12	1,228
Sarasota	551	1,101	143	282	47	70	2,194
13 Hillsborough	498	295	43	258	13	3,633	4,740

Sanctions by County

All Scoresheets Received for Offenders Sentenced between July 1, 2020 and June 30, 2021

Judicial Circuit Number / County	Sanction on All Scoresheets Received*						Total
	County Jail	Probation	Community Control	State Prison	Other Disposition**	Sanction Undetermined	
14 Bay	438	1,120	235	808	27	45	2,673
Calhoun	4	59	7	17	-	25	112
Gulf	2	35	3	8	-	7	55
Holmes	14	46	17	15	-	117	209
Jackson	7	40	7	34	-	190	278
Washington	2	12	1	-	-	8	23
15 Palm Beach	1,286	863	91	710	1	175	3,126
16 Monroe	52	395	21	130	7	13	618
17 Broward	215	934	172	591	-	3	1,915
18 Brevard	748	1,710	404	763	17	57	3,699
Seminole	265	1,002	223	217	26	76	1,809
19 Indian River	89	67	8	77	-	4	245
Martin	105	168	31	127	2	21	454
Okeechobee	94	179	8	105	-	8	394
St. Lucie	304	384	75	383	6	58	1,210
20 Charlotte	354	366	38	286	5	32	1,081
Collier	282	542	30	188	3	2	1,047
Glades	17	61	6	24	-	1	109
Hendry	63	134	16	55	-	3	271
Lee	447	1,115	157	485	16	162	2,382
Missing	31	20	-	11	1	11	74
Statewide	14,318	22,325	3,503	13,006	365	8,061	61,578

Note: County Jail includes time served and State Prison includes life sentences.

* Total number of all scoresheets received by the Department, including those with offense dates between October 1, 1995 and May 24, 1997.

** Other Disposition includes fines, county and non-reporting probation, and termination of probation.

Fiscal Year 2020-2021

Offense Type Based on Best Match to Statute or Primary Offense Code on Scoresheet using Offense Categories Specific to the Department of Corrections

Offense Type	Attempted VS Completed Qualifier	Sanction Imposed						Sanction Undetermined	Total
		County Jail	Probation	Community Control	State Prison	Other Disposition*			
01-CAPITAL MURDER	Attempt	-	1	-	10	-	1	12	
	Complete	-	-	-	21	-	-	21	
02-2ND DEGREE MURDER	Attempt	1	3	-	21	-	1	26	
	Complete	1	2	-	83	1	13	100	
03-3RD DEGREE MURDER	Attempt	-	-	-	-	-	-	-	
	Complete	1	2	1	4	-	2	10	
04-HOMICIDE, OTHER	Attempt	-	-	-	1	-	-	1	
	Complete	-	1	1	10	-	1	13	
05-MANSLAUGHTER	Attempt	-	-	-	2	-	-	2	
	Complete	2	6	5	40	1	7	61	
06-DUI MANSLAUGHTER	Attempt	-	-	-	-	-	-	-	
	Complete	-	1	2	34	-	1	38	
07-CAPITAL SEXUAL BATTERY	Attempt	-	-	-	-	-	1	1	
	Complete	-	-	-	-	-	-	-	
08-LIFE SEXUAL BATTERY	Attempt	1	5	1	15	-	20	42	
	Complete	-	4	-	30	-	12	46	
09-1ST DEGREE SEXUAL BATTERY	Attempt	-	-	-	3	-	-	3	
	Complete	3	14	5	73	1	16	112	
10-2ND DEGREE SEXUAL BATTERY	Attempt	-	-	-	-	-	4	4	
	Complete	3	34	5	95	-	30	167	
11-SEXUAL ASSAULT, OTHER	Attempt	-	-	-	-	-	-	-	
	Complete	-	7	1	3	-	1	12	
12-LEWD/LASCIVIOUS BEHAVIOR	Attempt	-	5	3	11	-	10	29	
	Complete	23	146	31	314	5	80	599	
13-ROBBERY WITH WEAPON	Attempt	2	4	4	26	-	5	41	
	Complete	8	37	31	202	4	61	343	
14-ROBBERY WITHOUT WEAPON	Attempt	6	9	-	11	-	3	29	
	Complete	33	132	35	175	-	60	435	
15-HOME INVASION, ROBBERY	Attempt	-	-	-	2	-	-	2	
	Complete	1	8	2	28	1	2	42	

Fiscal Year 2020-2021

Offense Type Based on Best Match to Statute or Primary Offense Code on Scoresheet using Offense Categories Specific to the Department of Corrections

Offense Type	Attempted VS Completed Qualifier	Sanction Imposed						Total
		County Jail	Probation	Community Control	State Prison	Other Disposition*	Sanction Undetermined	
17-CARJACKING	Attempt	-	-	1	2	-	1	4
	Complete	1	8	4	35	-	11	59
18-AGGRAVATED ASSAULT	Attempt	1	3	-	3	-	-	7
	Complete	142	578	91	304	13	194	1,322
19-AGGRAVATED BATTERY	Attempt	-	5	-	5	-	-	10
	Complete	56	187	67	312	2	122	746
20-ASSAULT/BATTERY ON L.E.O.	Attempt	-	1	1	2	-	-	4
	Complete	4	11	6	45	-	12	78
21-ASSAULT/BATTERY, OTHER	Attempt	1	-	-	-	-	-	1
	Complete	195	399	63	224	2	109	992
22-AGGRAVATED STALKING	Attempt	-	-	-	1	-	-	1
	Complete	14	71	16	65	2	28	196
23-RESISTING ARREST WITH VIOLENCE	Attempt	-	-	-	-	-	-	-
	Complete	207	396	69	210	6	109	997
24-KIDNAPPING	Attempt	1	2	-	5	-	1	9
	Complete	24	94	18	83	-	40	259
25-ARSON	Attempt	1	1	-	3	-	2	7
	Complete	13	30	5	32	3	10	93
26-ABUSE OF CHILDREN	Attempt	-	-	-	2	-	-	2
	Complete	76	457	78	237	5	100	953
27-VIOLENT, OTHER	Attempt	1	5	-	4	-	-	10
	Complete	421	780	108	322	4	283	1,918
28-BURGLARY, STRUCTURE	Attempt	8	20	-	10	-	5	43
	Complete	438	787	132	507	7	328	2,199
29-BURGLARY, DWELLING	Attempt	11	15	4	41	-	3	74
	Complete	66	240	92	526	11	158	1,093
30-BURGLARY, ARMED	Attempt	-	1	1	3	-	-	5
	Complete	10	28	20	110	1	36	205
31-BURGLARY WITH ASSAULT	Attempt	-	-	-	-	-	-	-
	Complete	14	32	21	98	2	50	217

Fiscal Year 2020-2021

Offense Type Based on Best Match to Statute or Primary Offense Code on Scoresheet using Offense Categories Specific to the Department of Corrections

Offense Type	Attempted VS Completed Qualifier	Sanction Imposed						Total
		County Jail	Probation	Community Control	State Prison	Other Disposition*	Sanction Undetermined	
32-BURGLARY/TRESPASS, OTHER	Attempt	-	-	-	-	-	-	-
	Complete	85	159	13	60	2	38	357
33-GRAND THEFT, OTHER	Attempt	-	-	-	-	-	-	-
	Complete	569	1,065	91	279	22	306	2,332
34-GRAND THEFT, AUTOMOBILE	Attempt	-	-	-	-	-	-	-
	Complete	256	404	68	248	2	190	1,168
35-STOLEN PROPERTY	Attempt	1	1	1	1	-	-	4
	Complete	274	565	107	358	16	209	1,529
36-FORGERY/COUNTERFEITING	Attempt	-	1	-	-	-	-	1
	Complete	205	414	37	134	6	85	881
37-WORTHLESS CHECKS	Attempt	-	-	-	-	-	-	-
	Complete	4	9	1	1	-	1	16
38-FRAUDULENT PRACTICES	Attempt	-	-	-	-	-	-	-
	Complete	237	551	38	111	11	97	1,045
39-OTHER THEFT/PROPERTY DAMAGE	Attempt	-	1	-	-	-	-	1
	Complete	638	401	60	176	4	257	1,536
40-DRUGS, MANUFACTURE/SALE/PURCHASE	Attempt	7	17	3	5	-	2	34
	Complete	555	780	201	823	19	252	2,630
41-DRUGS, TRAFFICKING	Attempt	-	7	2	17	-	6	32
	Complete	18	60	23	470	6	94	671
42-DRUGS, POSSESSION/OTHER	Attempt	28	5	1	4	-	3	41
	Complete	5,106	5,996	614	1,229	72	1,702	14,719
43-WEAPONS, DISCHARGING	Attempt	-	3	-	4	-	-	7
	Complete	19	64	14	62	2	31	192
44-WEAPONS, POSSESSION	Attempt	2	3	-	5	-	1	11
	Complete	302	788	152	629	8	418	2,297
45-WEAPONS, OTHER	Attempt	-	-	-	-	-	-	-
	Complete	-	4	-	1	-	1	6

Fiscal Year 2020-2021

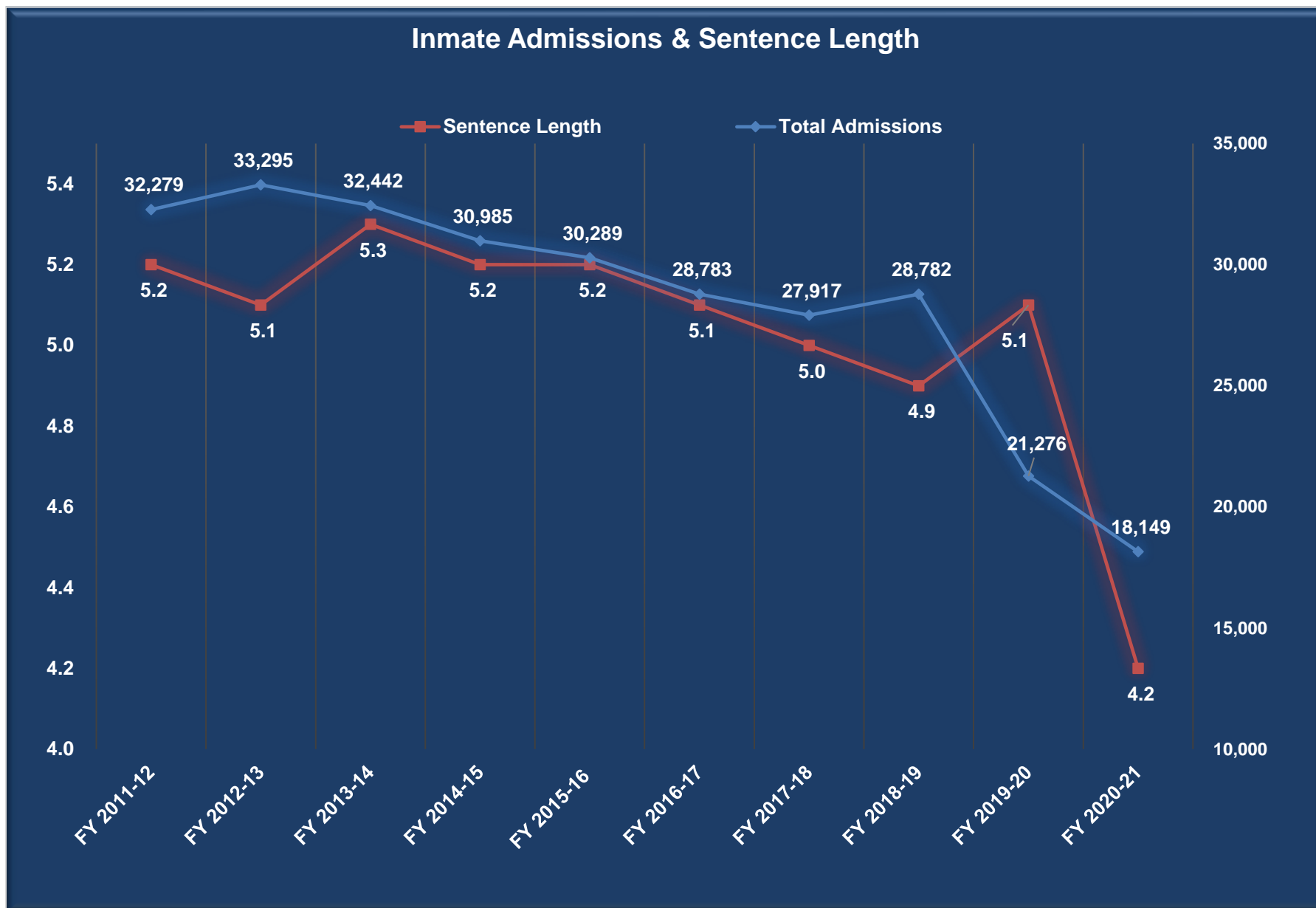
Offense Type Based on Best Match to Statute or Primary Offense Code on Scoresheet using Offense Categories Specific to the Department of Corrections

Offense Type	Attempted VS Completed Qualifier	Sanction Imposed						Sanction Undetermined	Total
		County Jail	Probation	Community Control	State Prison	Other Disposition*			
46-ESCAPE	Attempt	8	4	2	4	-	32	50	
	Complete	373	536	106	318	7	150	1,490	
47-LEAVE ACCIDENT WITH INJURY/DEATH	Attempt	-	2	-	-	-	-	2	
	Complete	20	132	18	68	1	28	267	
48-DUI, NO INJURY	Attempt	-	-	-	-	-	-	-	
	Complete	39	180	30	89	2	30	370	
49-DUI, INJURY	Attempt	-	-	-	-	-	-	-	
	Complete	3	13	9	19	1	5	50	
50-TRAFFIC, OTHER	Attempt	-	-	-	-	-	-	-	
	Complete	484	515	66	74	9	102	1,250	
51-RACKETEERING	Attempt	-	1	-	-	-	-	1	
	Complete	-	6	1	16	-	4	27	
52-POLLUTION/HAZARDOUS MATERIALS	Attempt	-	-	-	-	-	-	-	
	Complete	2	1	-	-	-	1	4	
53-CRIMINAL JUSTICE SYSTEM	Attempt	4	9	-	6	-	1	20	
	Complete	208	341	77	321	7	125	1,079	
54-OTHER	Attempt	-	2	-	-	-	-	2	
	Complete	46	121	18	46	2	36	269	
DATA UNAVAILABLE	Attempt	28	32	5	33	-	37	135	
	Complete	3,007	4,560	821	2,990	95	1,884	13,357	
TOTAL		14,318	22,325	3,503	13,006	365	8,061	61,578	

* "Other Disposition" includes fines, county and non-reporting probation, and termination of probation.

PART III
TRENDS
IN
INMATE ADMISSIONS

Fiscal Year 2020-2021 Trends in Inmate Admissions



Trends in Inmate Admissions

Top Ten Offenses of those Admitted to Prison in FY 2020-2021

Offense	Inmates Admitted in FY 2020-21	Percent of Total Admissions	Mean Sentence Length in Years
Felon w/Gun/Concealed Weapon/Ammo	1,285	7.1%	3.0
Burglary Unoccupied Structure/Conveyance	851	4.7%	2.2
Possession Methamphetamine	632	3.4%	1.8
Traffic in Stolen Property	626	3.4%	2.8
Burglary Unoccupied Dwelling	548	3.0%	3.7
Cocaine-Sale/Manufacture/Deliv.	540	3.0%	2.5
Robbery Gun or Deadly Weapon	479	2.6%	26.7
Possession - Controlled Substance/Other	444	2.4%	1.7
Flee LEO/No Regard	394	2.2%	2.9
Cocaine - Possession	366	2%	1.9

Offenses of Inmates Admitted to Prison Ten (10) Years Ago

Offense	Inmates Admitted in FY 2011-12	Percent of Total Admissions	Mean Sentence Length in Years
Burglary Dwelling/Occupied Structure/Conveyance	2,822	8.7%	4.7
Cocaine-Sale/Manufacture/Deliver	1,814	5.6%	2.7
Burglary Unoccupied Structure/Conveyance	1,653	5.1%	2.4
Traffic in Stolen Property	1,585	4.9%	2.7
Felon w/Gun/Concealed Weapon/Ammo	1,185	3.7%	3.7
Robbery Gun or Deadly Weapon	1,056	3.3%	60.3
Cocaine - Possession	1,046	3.2%	1.9
Grand Theft, 300 L/5,000	989	3.1%	2.1
Robbery No Gun/Deadly Weapon	806	2.5%	4.8
Traffic in Illegal Drugs 4-U/14 Grams	735	2.3%	4.2

**Inmate Prison Admissions by Circuit of Commitment
July 1, 2020 through June 30, 2021**

Judicial Circuit	Number of Inmates Admitted to Prison	Percent	Rank FY 2020-21	Rank FY 2019-20
1 (Pensacola)	1,115	6.2%	5	7
2 (Tallahassee)	467	2.6%	19	18
3 (Lake City)	523	2.9%	18	19
4 (Jacksonville)	1,271	7.0%	2	5
5 (Tavares)	1,256	7.0%	4	2
6 (Clearwater)	1,267	7.0%	3	1
7 (Daytona)	1,545	8.6%	1	4
8 (Gainesville)	966	5.4%	9	15
9 (Orlando)	926	5.1%	11	9
10 (Bartow)	968	5.4%	8	3
11 (Miami)	773	4.3%	15	10
12 (Sarasota)	659	3.7%	16	17
13 (Tampa)	836	4.6%	13	6
14 (Panama City)	949	5.3%	10	8
15 (West Palm Beach)	776	4.3%	14	16
16 (Key West)	143	0.8%	20	20
17 (Ft. Lauderdale)	620	3.4%	17	13
18 (Sanford)	1,052	5.8%	6	11
19 (Ft. Pierce)	1,022	5.7%	7	14
20 (Ft. Myers)	895	5.0%	12	12
Interstate	13			
Data Unavailable	107			
Total	18,149			

**Inmate Prison Admissions by Circuit of Commitment
July 1, 2020 through June 30, 2021**

Judicial Circuit	Murder, Manslaughter	Sexual Offenses	Robbery	Violent Personal Offenses	Burglary	Property Theft, Forgery, Fraud	Drug Offenses	Weapons	Other	Data Unavailable	Total
1 (Pensacola)	20	64	36	206	131	155	281	85	137	-	1,115
2 (Tallahassee)	4	18	22	111	64	64	102	33	49	-	467
3 (Lake City)	12	19	10	79	65	80	171	40	47	-	523
4 (Jacksonville)	59	70	71	197	170	93	295	183	133	-	1,271
5 (Tavares)	15	85	45	234	157	169	274	109	168	-	1,256
6 (Clearwater)	35	71	50	230	179	154	340	84	124	-	1,267
7 (Daytona)	33	87	67	282	230	202	350	107	187	-	1,545
8 (Gainesville)	26	52	53	181	117	130	235	73	99	-	966
9 (Orlando)	31	136	100	182	136	84	95	77	85	-	926
10 (Bartow)	19	59	36	170	164	122	202	78	118	-	968
11 (Miami)	63	22	109	158	167	74	75	52	53	-	773
12 (Sarasota)	7	32	34	119	94	102	188	44	39	-	659
13 (Tampa)	41	71	56	144	146	92	134	88	64	-	836
14 (Panama City)	15	46	29	142	100	141	316	69	91	-	949
15 (West Palm Beach)	33	38	77	102	120	77	160	100	69	-	776
16 (Key West)	1	3	10	26	10	31	49	3	10	-	143
17 (Ft. Lauderdale)	37	19	75	103	121	91	102	39	33	-	620
18 (Sanford)	30	80	45	154	158	168	246	76	95	-	1,052
19 (Ft. Pierce)	17	44	26	172	116	177	279	63	128	-	1,022
20 (Ft. Myers)	19	59	50	152	96	130	246	75	68	-	895
Interstate	5	2	-	2	2	1	1	-	-	-	13
Data Unavailable	1	4	6	18	20	11	24	6	11	6	107
Total	523	1,081	1,007	3,164	2,563	2,348	4,165	1,484	1,808	6	18,149

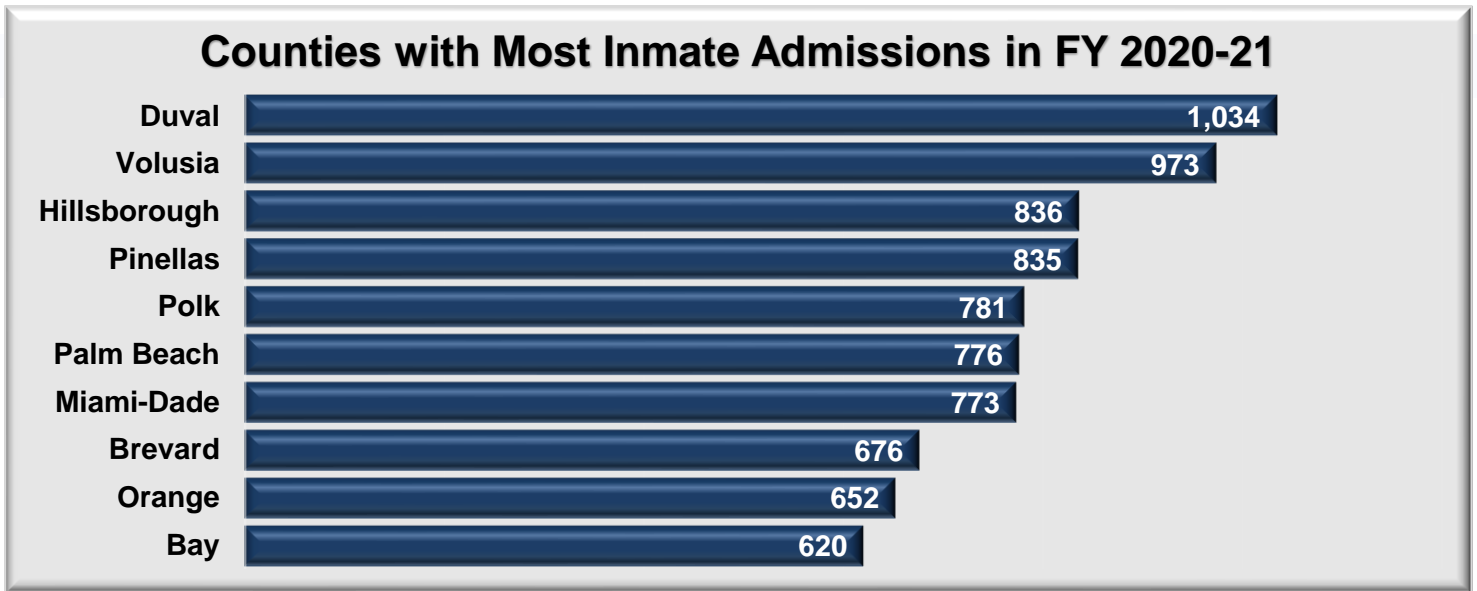
Inmate Prison Admissions by County of Commitment

July 1, 2020 through June 30, 2021

This table represents the 67 counties in Florida and the number of inmates admitted into prison who were sentenced from each county or other states.

County	Number of Inmates Admitted to Prison	Percent	Rank	County	Number of Inmates Admitted to Prison	Percent	Rank
Alachua	563	3.10%	13	Lee	460	2.53%	16
Baker	115	0.63%	41	Leon	337	1.86%	19
Bay	620	3.42%	11	Levy	71	0.39%	48
Bradford	164	0.90%	35	Liberty	20	0.11%	66
Brevard	676	3.72%	8	Madison	80	0.44%	46
Broward	620	3.42%	11	Manatee	276	1.52%	21
Calhoun	53	0.29%	53	Marion	524	2.89%	14
Charlotte	186	1.02%	33	Martin	199	1.10%	30
Citrus	209	1.15%	28	Monroe	143	0.79%	37
Clay	173	0.95%	34	Nassau	64	0.35%	49
Collier	162	0.89%	36	Okaloosa	218	1.20%	26
Columbia	195	1.07%	31	Okeechobee	107	0.59%	42
Miami-Dade	773	4.26%	7	Orange	652	3.59%	9
Desoto	104	0.57%	43	Osceola	274	1.51%	22
Dixie	35	0.19%	58	Palm Beach	776	4.28%	6
Duval	1,034	5.70%	1	Pasco	432	2.38%	17
Escambia	602	3.32%	12	Pinellas	835	4.60%	4
Flagler	95	0.52%	45	Polk	781	4.30%	5
Franklin	22	0.12%	64	Putnam	223	1.23%	25
Gadsden	38	0.21%	56	St. Johns	192	1.06%	32
Gilchrist	25	0.14%	63	St. Lucie	279	1.54%	20
Glades	27	0.15%	62	Santa Rosa	376	2.07%	18
Gulf	35	0.19%	58	Sarasota	254	1.40%	23
Hamilton	32	0.18%	59	Seminole	503	2.77%	15
Hardee	57	0.31%	52	Sumter	79	0.44%	47
Hendry	60	0.33%	51	Suwannee	123	0.68%	40
Hernando	201	1.11%	29	Taylor	45	0.25%	55
Highlands	130	0.72%	39	Union	28	0.15%	61
Hillsborough	836	4.61%	3	Volusia	973	5.36%	2
Holmes	46	0.25%	54	Wakulla	30	0.17%	60
Indian River	213	1.17%	27	Walton	103	0.57%	44
Jackson	132	0.73%	38	Washington	63	0.35%	50
Jefferson	20	0.11%	66	Interstate	13		
Lafayette	13	0.07%	67	Data Unavailable	107		
Lake	243	1.34%	24	Total	18,149		

Inmate Prison Admissions



Felony cases are processed through judicial circuits. A circuit can consist of one large county (Circuit 11: Miami-Dade) or several smaller counties (Circuit 3: Columbia, Dixie, Hamilton, Lafayette, Madison, Suwannee, and Taylor counties). The county that an inmate is admitted from is generally the county in which the inmate committed his or her crime. Inmates are not necessarily incarcerated in or near the county where they committed their crime. The top ten counties of admission, as shown above, provide approximately 43.8% of all prison admissions statewide. Accordingly, many of these were among the most populated counties in the state.

Inmate Admissions by Judicial Circuit FY 2020-21

Judicial Circuit	Admits	Percent	Rank FY20-21	Rank FY19-20	Rank FY18-19	Counties in Circuit
1	1,115	6.2%	5	7	6	Escambia, Okaloosa, Santa Rosa, Walton
2	467	2.6%	19	18	19	Franklin, Gadsden, Jefferson, Leon, Liberty, Wakulla
3	523	2.9%	18	19	18	Columbia, Dixie, Hamilton, Lafayette, Madison, Suwannee, Taylor
4	1,271	7.0%	2	5	7	Clay, Duval, Nassau
5	1,256	7.0%	4	2	3	Citrus, Hernando, Lake, Marion, Sumter
6	1,267	7.0%	3	1	1	Pasco, Pinellas
7	1,545	8.6%	1	4	5	Flagler, Putnam, St. Johns, Volusia
8	966	5.4%	9	15	16	Alachua, Baker, Bradford, Gilchrist, Levy, Union
9	926	5.1%	11	9	8	Orange, Osceola
10	968	5.4%	8	3	2	Hardee, Highlands, Polk
11	773	4.3%	15	10	12	Miami-Dade
12	659	3.7%	16	17	17	Desoto, Manatee, Sarasota
13	836	4.6%	13	6	4	Hillsborough
14	949	5.3%	10	8	11	Bay, Calhoun, Gulf, Holmes, Jackson, Washington
15	776	4.3%	14	16	15	Palm Beach
16	143	0.8%	20	20	20	Monroe
17	620	3.4%	17	13	13	Broward
18	1,052	5.8%	6	11	10	Brevard, Seminole
19	1,022	5.7%	7	14	14	Indian River, Martin, Okeechobee, St. Lucie
20	895	5.0%	12	12	9	Charlotte, Collier, Glades, Hendry, Lee

13 Interstate

107 Data Unavailable

18,149 Total Admissions

Fiscal Year 2020-2021

Inmate Prison Admissions by Circuit by County

Judicial Circuit	County of Serious Offense	Murder, Manslaughter	Sexual Offenses	Robbery	Violent Personal Offenses	Burglary	Property Theft, Forgery, Fraud	Drug Offenses	Weapons	Other	Data Unavailable	Total
1	Escambia	12	32	24	110	78	88	143	48	67	-	602
	Okaloosa	1	9	5	41	20	31	65	16	30	-	218
	Santa Rosa	4	11	4	29	19	26	50	15	34	-	192
	Walton	3	12	3	26	14	10	23	6	6	-	103
2	Franklin	-	1	-	1	1	3	13	-	3	-	22
	Gadsden	-	2	3	10	7	3	7	1	5	-	38
	Jefferson	-	1	-	8	1	4	2	2	2	-	20
	Leon	4	14	18	84	44	51	65	26	31	-	337
	Liberty	-	-	-	2	4	-	9	2	3	-	20
	Wakulla	-	-	1	6	7	3	6	2	5	-	30
3	Columbia	2	5	6	24	23	41	67	8	19	-	195
	Dixie	1	-	-	2	9	5	11	1	6	-	35
	Hamilton	-	-	-	7	5	5	6	3	6	-	32
	Lafayette	-	-	-	3	5	-	2	3	-	-	13
	Madison	5	5	1	15	10	8	21	11	4	-	80
	Suwannee	3	7	3	23	10	12	47	10	8	-	123
	Taylor	1	2	-	5	3	9	17	4	4	-	45
4	Clay	6	13	8	20	32	13	55	15	11	-	173
	Duval	52	57	58	161	127	78	223	163	115	-	1,034
	Nassau	1	-	5	16	11	2	17	5	7	-	64
5	Citrus	2	21	3	36	22	24	60	11	30	-	209
	Hernando	4	9	4	42	21	35	52	19	15	-	201
	Lake	2	28	13	43	37	26	41	30	23	-	243
	Marion	6	24	24	106	65	72	97	46	84	-	524
	Sumter	1	3	1	7	12	12	24	3	16	-	79

Fiscal Year 2020-2021

Inmate Prison Admissions by Circuit by County

Judicial Circuit	County of Serious Offense	Murder, Manslaughter	Sexual Offenses	Robbery	Violent Personal Offenses	Burglary	Property Theft, Forgery, Fraud	Drug Offenses	Weapons	Other	Data Unavailable	Total
6	Pasco	10	24	16	93	69	55	84	36	45	-	432
	Pinellas	25	47	34	137	110	99	256	48	79	-	835
7	Flagler	2	6	2	16	4	7	31	7	20	-	95
	Putnam	6	7	16	44	36	25	50	18	21	-	223
	St. Johns	10	24	11	39	33	29	71	16	21	-	254
	Volusia	15	50	38	183	157	141	198	66	125	-	973
8	Alachua	19	22	45	115	76	91	103	49	43	-	563
	Baker	1	8	-	15	8	3	57	5	18	-	115
	Bradford	4	13	2	22	18	26	45	7	27	-	164
	Gilchrist	-	1	3	6	3	1	7	2	2	-	25
	Levy	1	6	2	17	8	9	13	8	7	-	71
	Union	1	2	1	6	4	-	10	2	2	-	28
9	Orange	27	87	74	117	104	58	56	65	64	-	652
	Osceola	4	49	26	65	32	26	39	12	21	-	274
10	Hardee	1	1	1	6	11	4	23	7	3	-	57
	Highlands	2	7	4	15	26	20	20	12	24	-	130
	Polk	16	51	31	149	127	98	159	59	91	-	781
11	Miami-Dade	63	22	109	158	167	74	75	52	53	-	773
12	Desoto	1	3	7	22	18	9	31	8	5	-	104
	Manatee	4	6	14	48	48	50	68	24	14	-	276
	Sarasota	2	23	13	49	28	43	89	12	20	-	279
13	Hillsborough	41	71	56	144	146	92	134	88	64	-	836
14	Bay	11	27	22	108	58	107	187	45	55	-	620
	Calhoun	-	5	-	7	15	3	16	3	4	-	53
	Gulf	-	4	-	2	4	1	20	1	3	-	35
	Holmes	2	4	1	6	6	5	15	3	4	-	46
	Jackson	2	3	6	13	13	19	48	10	18	-	132
	Washington	-	3	-	6	4	6	30	7	7	-	63

Fiscal Year 2020-2021

Inmate Prison Admissions by Circuit by County

Judicial Circuit	County of Serious Offense	Murder, Manslaughter	Sexual Offenses	Robbery	Violent Personal Offenses	Burglary	Property Theft, Forgery, Fraud	Drug Offenses	Weapons	Other	Data Unavailable	Total
15	Palm Beach	33	38	77	102	120	77	160	100	69	-	776
16	Monroe	1	3	10	26	10	31	49	3	10	-	143
17	Broward	37	19	75	103	121	91	102	39	33	-	620
18	Brevard	13	43	26	107	93	119	168	51	56	-	676
	Seminole	17	37	19	47	65	49	78	25	39	-	376
19	Indian River	4	13	5	30	27	46	48	11	29	-	213
	Martin	3	11	1	19	23	32	76	7	27	-	199
	Okeechobee	2	4	3	23	8	16	35	8	8	-	107
	St. Lucie	8	16	17	100	58	83	120	37	64	-	503
20	Charlotte	1	13	5	18	19	31	66	22	11	-	186
	Collier	5	15	10	37	20	28	23	9	15	-	162
	Glades	1	3	1	4	3	4	4	1	6	-	27
	Hendry	1	4	-	9	8	5	16	11	6	-	60
	Lee	11	24	34	84	46	62	137	32	30	-	460
	Data Unavailable	6	6	6	20	22	12	25	6	11	6	120
Total		523	1,081	1,007	3,164	2,563	2,348	4,165	1,484	1,808	6	18,149

Inmate Prison Admissions

46.8% of admissions during FY 2020-21 were new to Florida prisons

Inmate Admissions with Prior Commitments* to the Florida Department of Corrections FY 20-21									
Prior Commitments	White Males	White Females	Black Males	Black Females	Hispanic Males	Hispanic Females	Other Males	Other Females	Total
None	3,617	914	2,582	306	951	84	38	6	8,498
1	1,810	345	1,623	118	404	20	8	3	4,331
2	1,043	113	981	39	171	7	5	-	2,359
3	523	53	567	22	90	1	3	-	1,259
4+	620	32	928	39	77	-	-	-	1,696
Unavailable	-	-	5	-	1	-	-	-	6
Total	7,613	1,457	6,686	524	1,694	112	54	9	18,149

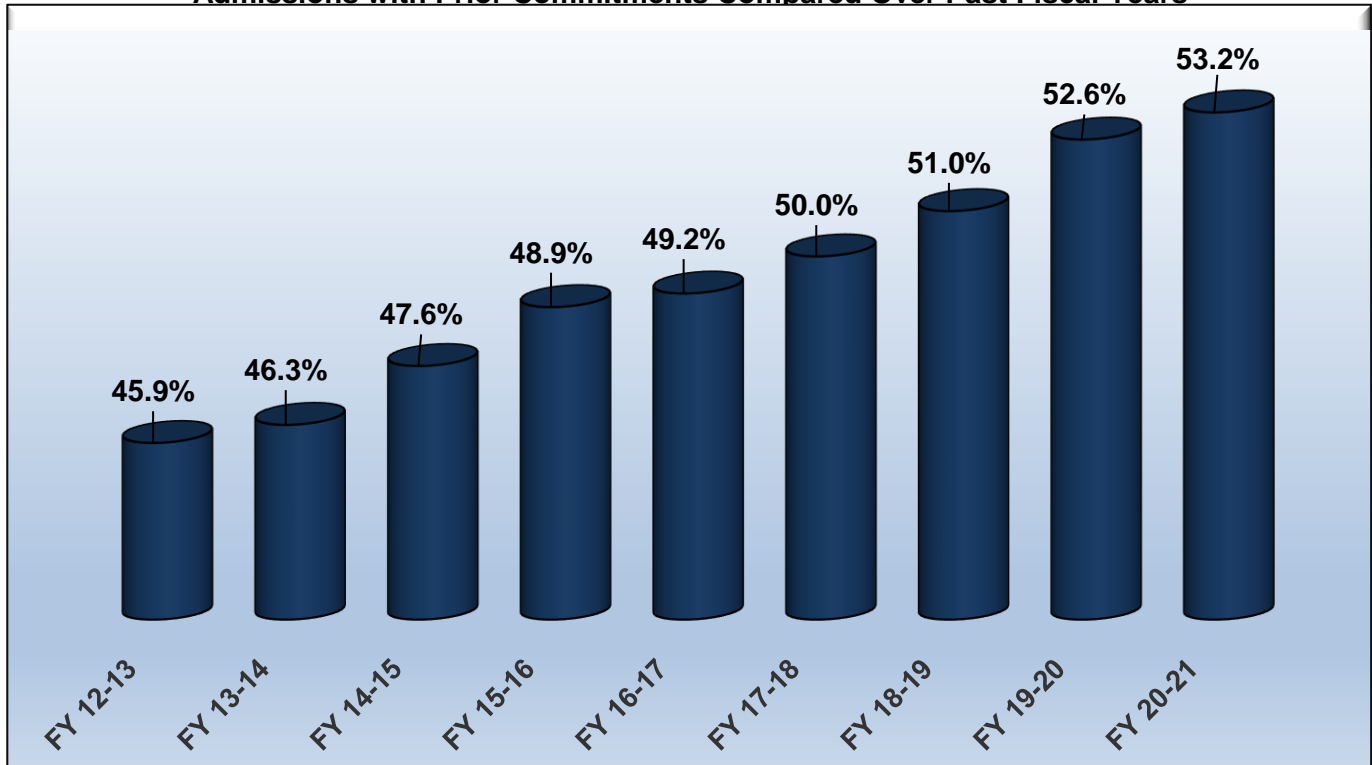
***Prior commitments** refers to any previous occasion an inmate served time in the Florida prison system. Supervision, such as probation, is not included, nor does it include inmates who may have been in Florida county jails, other state systems or Federal prison system.

Approximately 53.2% of the inmates who were admitted to the Florida prison system in FY 2020-21, had prior commitments in a Florida state prison.

During FY 2020-21, 23.9% of the inmates who were admitted to the Florida prison system only had one prior commitment in Florida. About 13% had two prior commitments, 6.9% had three, and 9.4% of admissions returned the Florida prison system with four or more prior commitments.

In FY 2020-21, 62.3% of female offenders had no previous Florida prison commitments, and 44.8% of male offenders had no previous Florida state prison commitments.

Admissions with Prior Commitments Compared Over Past Fiscal Years



The graph illustrates the consistent growth of inmate admissions with prior commitments over the past fiscal years, with an average growth of 49.8%. The largest percentage increase occurring from FY 19-20 to FY 20-21, increasing by approximately 1.7%.

APPENDICES

APPENDIX A

RULE 3.992

CRIMINAL PUNISHMENT CODE SCORESHEET

Rule 3.992(a) Criminal Punishment Code Scoresheet

The Criminal Punishment Code Scoresheet Preparation Manual is available at: http://www.dc.state.fl.us/pub/sen_cpcm/index.html

1. DATE OF SENTENCE	2. PREPARER'S NAME	3. COUNTY	4. SENTENCING JUDGE	
5. NAME (LAST, FIRST, M.I.)	6. DOB	8. RACE <input type="checkbox"/> B <input type="checkbox"/> W <input type="checkbox"/> OTHER	10. PRIMARY OFF. DATE	12. PLEA <input type="checkbox"/>
	7. DC #	9. GENDER <input type="checkbox"/> M <input type="checkbox"/> F	11. PRIMARY DOCKET #	TRIAL <input type="checkbox"/>

I. PRIMARY OFFENSE: If Qualifier, please check A S C R (A=Attempt, S=Solicitation, C=Conspiracy, R=Reclassification)

FELONY DEGREE	F.S.#	DESCRIPTION	OFFENSE LEVEL	POINTS
_____ / _____	_____ / _____	_____ / _____	_____ / _____	

(Level - Points: 1=4, 2=10, 3=16, 4=22, 5=28, 6=36, 7=56, 8=74, 9=92, 10=116)

Prior capital felony triples Primary Offense points

I. _____

II. ADDITIONAL OFFENSE(S): Supplemental page attached

DOCKET#	FEL/MM DEGREE	F.S.#	OFFENSE LEVEL	QUALIFY A S C R	COUNTS	POINTS	TOTAL
_____ / _____	_____ / _____	_____ / _____	_____	<input type="checkbox"/> <input type="checkbox"/> <input type="checkbox"/> <input type="checkbox"/>	_____	x _____	= _____

DESCRIPTION _____

_____ / _____	_____ / _____	_____ / _____	_____	<input type="checkbox"/> <input type="checkbox"/> <input type="checkbox"/> <input type="checkbox"/>	_____	X _____	= _____
---------------	---------------	---------------	-------	---	-------	---------	---------

DESCRIPTION _____

_____ / _____	_____ / _____	_____ / _____	_____	<input type="checkbox"/> <input type="checkbox"/> <input type="checkbox"/> <input type="checkbox"/>	_____	X _____	= _____
---------------	---------------	---------------	-------	---	-------	---------	---------

DESCRIPTION _____

_____ / _____	_____ / _____	_____ / _____	_____	<input type="checkbox"/> <input type="checkbox"/> <input type="checkbox"/> <input type="checkbox"/>	_____	x _____	= _____
---------------	---------------	---------------	-------	---	-------	---------	---------

DESCRIPTION _____

(Level - Points: M=0.2, 1=0.7, 2=1.2, 3=2.4, 4=3.6, 5=5.4, 6=18, 7=28, 8=37, 9=46, 10=58)

Prior capital felony triples Additional Offense points

Supplemental page points _____

II. _____

III. VICTIM INJURY:

	Number	Total		Number	Total
2nd Degree Murder	240 x _____	= _____	Slight	4 x _____	= _____
Death	120 x _____	= _____	Sex Penetration	80 x _____	= _____
Severe	40 x _____	= _____	Sex Contact	40 x _____	= _____
Moderate	18 x _____	= _____			

III. _____

IV. **PRIOR RECORD:** Supplemental page attached

FEL/MM DEGREE	F.S.#	OFFENSE LEVEL	QUALIFY: A S C R	DESCRIPTION	NUMBER	POINTS	TOTAL
_____	_____/____	_____	<input type="checkbox"/> <input type="checkbox"/> <input type="checkbox"/> <input type="checkbox"/>	_____	_____	X _____ = _____	
_____	_____/____	_____	<input type="checkbox"/> <input type="checkbox"/> <input type="checkbox"/> <input type="checkbox"/>	_____	_____	X _____ = _____	
_____	_____/____	_____	<input type="checkbox"/> <input type="checkbox"/> <input type="checkbox"/> <input type="checkbox"/>	_____	_____	X _____ = _____	
_____	_____/____	_____	<input type="checkbox"/> <input type="checkbox"/> <input type="checkbox"/> <input type="checkbox"/>	_____	_____	X _____ = _____	
_____	_____/____	_____	<input type="checkbox"/> <input type="checkbox"/> <input type="checkbox"/> <input type="checkbox"/>	_____	_____	X _____ = _____	
_____	_____/____	_____	<input type="checkbox"/> <input type="checkbox"/> <input type="checkbox"/> <input type="checkbox"/>	_____	_____	X _____ = _____	
_____	_____/____	_____	<input type="checkbox"/> <input type="checkbox"/> <input type="checkbox"/> <input type="checkbox"/>	_____	_____	X _____ = _____	
_____	_____/____	_____	<input type="checkbox"/> <input type="checkbox"/> <input type="checkbox"/> <input type="checkbox"/>	_____	_____	X _____ = _____	
_____	_____/____	_____	<input type="checkbox"/> <input type="checkbox"/> <input type="checkbox"/> <input type="checkbox"/>	_____	_____	X _____ = _____	

(Level = Points: M=0.2, 1=0.5, 2=0.8, 3=1.6, 4=2.4, 5=3.6, 6=9, 7=14, 8=19, 9=23, 10=29)

Supplemental page points _____

IV. _____

Page 1 Subtotal: _____

Effective Date: For offenses committed under the Criminal Punishment Code effective for offenses committed on or after October 1, 1998 and subsequent revisions.

NAME (LAST, FIRST, MI)	DOCKET #
-------------------------------	-----------------

Page 1 Subtotal: _____

V. Legal Status violation = 4 Points

- Escape Fleeing Failure to appear Supersedeas bond Incarceration Pretrial intervention or diversion program
 Court imposed or post prison release community supervision resulting in a conviction

V. _____

VI. Community Sanction violation before the court for sentencing

- Probation Community Control Pretrial Intervention or diversion
- 6 points for any violation other than new felony conviction x _____ each successive violation OR
- New felony conviction = 12 points x _____ each successive violation if new offense results in conviction before or at same time as sentence for violation of probation OR
- 12 points x _____ each successive violation for a violent felony offender of special concern when the violation is not based solely on failure to pay costs, fines, or restitution OR
- New felony conviction = 24 points x _____ each successive violation for a violent felony offender of special concern if new offense results in a conviction before or at the same time for violation of probation

VI. _____

VII. Firearm/Semi-Automatic or Machine Gun = 18 or 25 Points

VII. _____

VIII. Prior Serious Felony - 30 Points

VIII. _____

Subtotal Sentence Points _____

IX. Enhancements (only if the primary offense qualifies for enhancement)

Law Enf. Protect.	Drug Trafficker	Motor Vehicle Theft	Criminal Gang Offense	Domestic Violence in the Presence of Related Child (offenses committed on or after 3/12/07)	Adult-on-Minor Sex Offense (offenses committed on or after 10/1/14)
___ x 1.5 ___ x 2.0 ___ x 2.5	___ x 1.5	___ x 1.5	___ x 1.5	___ x 1.5	___ x 2.0

Enhanced Subtotal Sentence Points **IX.** _____

TOTAL SENTENCE POINTS _____

RULE 3.992(b) Supplemental Criminal Punishment Code Scoresheet

NAME (LAST, FIRST, MI.)	DOCKET #	DATE OF SENTENCE
-------------------------	----------	------------------

II. ADDITIONAL OFFENSES(S):

DOCKET#	FEL/MM DEGREE	F.S#	OFFENSE LEVEL	QUALIFY A S C R	COUNTS	POINTS	TOTAL
_____ / _____	_____ / _____	_____ / _____	_____	<input type="checkbox"/> <input type="checkbox"/> <input type="checkbox"/> <input type="checkbox"/>	_____ x _____	_____ = _____	
DESCRIPTION _____							
_____ / _____	_____ / _____	_____ / _____	_____	<input type="checkbox"/> <input type="checkbox"/> <input type="checkbox"/> <input type="checkbox"/>	_____ x _____	_____ = _____	
DESCRIPTION _____							
_____ / _____	_____ / _____	_____ / _____	_____	<input type="checkbox"/> <input type="checkbox"/> <input type="checkbox"/> <input type="checkbox"/>	_____ x _____	_____ = _____	
DESCRIPTION _____							
_____ / _____	_____ / _____	_____ / _____	_____	<input type="checkbox"/> <input type="checkbox"/> <input type="checkbox"/> <input type="checkbox"/>	_____ x _____	_____ = _____	
DESCRIPTION _____							
_____ / _____	_____ / _____	_____ / _____	_____	<input type="checkbox"/> <input type="checkbox"/> <input type="checkbox"/> <input type="checkbox"/>	_____ x _____	_____ = _____	
DESCRIPTION _____							

(Level - Points: M=0.2, 1=0.7, 2=1.2, 3=2.4, 4=3.6, 5=5.4, 6=18, 7=28, 8=37, 9=46, 10=58)

II. _____

IV. PRIOR RECORD

FEL/MM DEGREE	F.S.#	OFFENSE LEVEL	QUALIFY: A S C R	DESCRIPTION	NUMBER	POINTS	TOTAL
_____ / _____	_____ / _____	_____ / _____	<input type="checkbox"/> <input type="checkbox"/> <input type="checkbox"/> <input type="checkbox"/>	_____	_____	X _____	_____ = _____
_____ / _____	_____ / _____	_____ / _____	<input type="checkbox"/> <input type="checkbox"/> <input type="checkbox"/> <input type="checkbox"/>	_____	_____	X _____	_____ = _____
_____ / _____	_____ / _____	_____ / _____	<input type="checkbox"/> <input type="checkbox"/> <input type="checkbox"/> <input type="checkbox"/>	_____	_____	X _____	_____ = _____
_____ / _____	_____ / _____	_____ / _____	<input type="checkbox"/> <input type="checkbox"/> <input type="checkbox"/> <input type="checkbox"/>	_____	_____	X _____	_____ = _____
_____ / _____	_____ / _____	_____ / _____	<input type="checkbox"/> <input type="checkbox"/> <input type="checkbox"/> <input type="checkbox"/>	_____	_____	X _____	_____ = _____
_____ / _____	_____ / _____	_____ / _____	<input type="checkbox"/> <input type="checkbox"/> <input type="checkbox"/> <input type="checkbox"/>	_____	_____	X _____	_____ = _____

(Level = Points: M=0.2, 1=0.5, 2=0.8, 3=1.6, 4=2.4, 5=3.6, 6=9, 7=14, 8=19, 9=23, 10=29)

IV. _____

REASONS FOR DEPARTURE - MITIGATING CIRCUMSTANCES

(reasons may be checked here or written on the scoresheet)

- Legitimate, uncoerced plea bargain.
- The defendant was an accomplice to the offense and was a relatively minor participant in the criminal conduct.
- The capacity of the defendant to appreciate the criminal nature of the conduct or to conform that conduct to the requirements of law was substantially impaired.
- The defendant requires specialized treatment for a mental disorder that is unrelated to substance abuse or addiction, or for a physical disability, and the defendant is amenable to treatment.
- The need for payment of restitution to the victim outweighs the need for a prison sentence.
- The victim was an initiator, willing participant, aggressor, or provoker of the incident.
- The defendant acted under extreme duress or under the domination of another person.
- Before the identity of the defendant was determined, the victim was substantially compensated.
- The defendant cooperated with the State to resolve the current offense or any other offense.
- The offense was committed in an unsophisticated manner and was an isolated incident for which the defendant has shown remorse.
- At the time of the offense the defendant was too young to appreciate the consequences of the offense.

- The defendant is to be sentenced as a youthful offender.
- The defendant is amenable to the services of a postadjudicatory treatment-based drug court program and is otherwise qualified to participate in the program.
- The defendant was making a good faith effort to obtain or provide medical assistance for an individual experiencing a drug-related overdose.

Pursuant to 921.0026(3) the defendant's substance abuse or addiction does not justify a downward departure from the lowest permissible sentence, except for the provisions of s. 921.0026(2)(m).
Effective Date: For offenses committed under the Criminal Punishment Code effective for offenses committed on or after October 1, 1998 and subsequent revisions.

921.0022 Criminal Punishment Code; offense severity ranking chart.—

(1) The offense severity ranking chart must be used with the Criminal Punishment Code worksheet to compute a sentence score for each felony offender whose offense was committed on or after October 1, 1998.

(2) The offense severity ranking chart has 10 offense levels, ranked from least severe, which are level 1 offenses, to most severe, which are level 10 offenses, and each felony offense is assigned to a level according to the severity of the offense. For purposes of determining which felony offenses are specifically listed in the offense severity ranking chart and which severity level has been assigned to each of these offenses, the numerical statutory references in the left column of the chart and the felony degree designations in the middle column of the chart are controlling; the language in the right column of the chart is provided solely for descriptive purposes. Reclassification of the degree of the felony through the application of s. 775.0845, s. 775.085, s. 775.0861, s. 775.0862, s. 775.0863, s. 775.087, s. 775.0875, s. 794.023, or any other law that provides an enhanced penalty for a felony offense, to any offense listed in the offense severity ranking chart in this section shall not cause the offense to become unlisted and is not subject to the provisions of s. 921.0023.

(3) OFFENSE SEVERITY RANKING CHART

(a) LEVEL 1

Florida Statute	Felony Degree	Description
24.118(3)(a)	3rd	Counterfeit or altered state lottery ticket.
212.054(2)(b)	3rd	Discretionary sales surtax; limitations, administration, and collection.
212.15(2)(b)	3rd	Failure to remit sales taxes, amount \$1,000 or more but less than \$20,000.
316.1935(1)	3rd	Fleeing or attempting to elude law enforcement officer.
319.30(5)	3rd	Sell, exchange, give away certificate of title or identification number plate.
319.35(1)(a)	3rd	Tamper, adjust, change, etc., an odometer.
320.26(1)(a)	3rd	Counterfeit, manufacture, or sell registration license plates or validation stickers.
322.212	3rd	Possession of forged, stolen, counterfeit, or unlawfully issued driver license; possession of simulated identification.
(1)(a)-(c)		
322.212(4)	3rd	Supply or aid in supplying unauthorized driver license or identification card.
322.212(5)(a)	3rd	False application for driver license or identification card.
414.39(3)(a)	3rd	Fraudulent misappropriation of public assistance funds by employee/official, value more than \$200.
443.071(1)	3rd	False statement or representation to obtain or increase reemployment assistance benefits.
509.151(1)	3rd	Defraud an innkeeper, food or lodging value \$1,000 or more.
517.302(1)	3rd	Violation of the Florida Securities and Investor Protection Act.
713.69	3rd	Tenant removes property upon which lien has accrued, value \$1,000 or more.
812.014(3)(c)	3rd	Petit theft (3rd conviction); theft of any property not specified in subsection (2).
815.04(5)(a)	3rd	Offense against intellectual property (i.e., computer programs, data).
817.52(2)	3rd	Hiring with intent to defraud, motor vehicle services.
817.569(2)	3rd	Use of public record or public records information or providing false information to facilitate commission of a felony.
826.01	3rd	Bigamy.
828.122(3)	3rd	Fighting or baiting animals.
831.04(1)	3rd	Any erasure, alteration, etc., of any replacement deed, map, plat, or other document listed in s. 92.28.
831.31(1)(a)	3rd	Sell, deliver, or possess counterfeit controlled substances, all but s. 893.03(5) drugs.
832.041(1)	3rd	Stopping payment with intent to defraud \$150 or more.
832.05(2)(b) & (4)(c)	3rd	Knowing, making, issuing worthless checks \$150 or more or obtaining property in return for worthless check \$150 or more.
838.15(2)	3rd	Commercial bribe receiving.
838.16	3rd	Commercial bribery.
843.18	3rd	Fleeing by boat to elude a law enforcement officer.
847.011(1)(a)	3rd	Sell, distribute, etc., obscene, lewd, etc., material (2nd conviction).

849.09(1)(a)-(d)	3rd	Lottery; set up, promote, etc., or assist therein, conduct or advertise drawing for prizes, or dispose of property or money by means of lottery.
849.23	3rd	Gambling-related machines; "common offender" as to property rights.
849.25(2)	3rd	Engaging in bookmaking.
860.08	3rd	Interfere with a railroad signal.
860.13(1)(a)	3rd	Operate aircraft while under the influence.
893.13(2)(a)2.	3rd	Purchase of cannabis.
893.13(6)(a)	3rd	Possession of cannabis (more than 20 grams).
934.03(1)(a)	3rd	Intercepts, or procures any other person to intercept, any wire or oral communication.
(b) LEVEL 2		
Florida Statute	Felony Degree	Description
379.2431(1)(e)3.	3rd	Possession of 11 or fewer marine turtle eggs in violation of the Marine Turtle Protection Act.
379.2431(1)(e)4.	3rd	Possession of more than 11 marine turtle eggs in violation of the Marine Turtle Protection Act.
403.413(6)(c)	3rd	Dumps waste litter exceeding 500 lbs. in weight or 100 cubic feet in volume or any quantity for commercial purposes, or hazardous waste.
517.07(2)	3rd	Failure to furnish a prospectus meeting requirements.
590.28(1)	3rd	Intentional burning of lands.
784.03(3)	3rd	Battery during a riot or an aggravated riot.
784.05(3)	3rd	Storing or leaving a loaded firearm within reach of minor who uses it to inflict injury or death.
787.04(1)	3rd	In violation of court order, take, entice, etc., minor beyond state limits.
806.13(1)(b)3.	3rd	Criminal mischief; damage \$1,000 or more to public communication or any other public service.
806.13(3)	3rd	Criminal mischief; damage of \$200 or more to a memorial or historic property.
810.061(2)	3rd	Impairing or impeding telephone or power to a dwelling; facilitating or furthering burglary.
810.09(2)(e)	3rd	Trespassing on posted commercial horticulture property.
812.014(2)(c)1.	3rd	Grand theft, 3rd degree; \$750 or more but less than \$5,000.
812.014(2)(d)	3rd	Grand theft, 3rd degree; \$100 or more but less than \$750, taken from unenclosed curtilage of dwelling.
812.015(7)	3rd	Possession, use, or attempted use of an antishoplifting or inventory control device countermeasure.
817.234(1)(a)2.	3rd	False statement in support of insurance claim.
817.481(3)(a)	3rd	Obtain credit or purchase with false, expired, counterfeit, etc., credit card, value over \$300.
817.52(3)	3rd	Failure to redeliver hired vehicle.
817.54	3rd	With intent to defraud, obtain mortgage note, etc., by false representation.
817.60(5)	3rd	Dealing in credit cards of another.
817.60(6)(a)	3rd	Forgery; purchase goods, services with false card.
817.61	3rd	Fraudulent use of credit cards over \$100 or more within 6 months.
826.04	3rd	Knowingly marries or has sexual intercourse with person to whom related.
831.01	3rd	Forgery.
831.02	3rd	Uttering forged instrument; utters or publishes alteration with intent to defraud.
831.07	3rd	Forging bank bills, checks, drafts, or promissory notes.
831.08	3rd	Possessing 10 or more forged notes, bills, checks, or drafts.
831.09	3rd	Uttering forged notes, bills, checks, drafts, or promissory notes.
831.11	3rd	Bringing into the state forged bank bills, checks, drafts, or notes.
832.05(3)(a)	3rd	Cashing or depositing item with intent to defraud.
843.08	3rd	False personation.

893.13(2)(a)2.	3rd	Purchase of any s. 893.03(1)(c), (2)(c)1., (2)(c)2., (2)(c)3., (2)(c)6., (2)(c)7., (2)(c)8., (2)(c)9., (2)(c)10., (3), or (4) drugs other than cannabis.
893.147(2)	3rd	Manufacture or delivery of drug paraphernalia.
(c) LEVEL 3		
Florida Statute	Felony Degree	Description
119.10(2)(b)	3rd	Unlawful use of confidential information from police reports.
316.066 (3)(b)-(d)	3rd	Unlawfully obtaining or using confidential crash reports.
316.193(2)(b)	3rd	Felony DUI, 3rd conviction.
316.1935(2)	3rd	Fleeing or attempting to elude law enforcement officer in patrol vehicle with siren and lights activated.
319.30(4)	3rd	Possession by junkyard of motor vehicle with identification number plate removed.
319.33(1)(a)	3rd	Alter or forge any certificate of title to a motor vehicle or mobile home.
319.33(1)(c)	3rd	Procure or pass title on stolen vehicle.
319.33(4)	3rd	With intent to defraud, possess, sell, etc., a blank, forged, or unlawfully obtained title or registration.
327.35(2)(b)	3rd	Felony BUI.
328.05(2)	3rd	Possess, sell, or counterfeit fictitious, stolen, or fraudulent titles or bills of sale of vessels.
328.07(4)	3rd	Manufacture, exchange, or possess vessel with counterfeit or wrong ID number.
376.302(5)	3rd	Fraud related to reimbursement for cleanup expenses under the Inland Protection Trust Fund.
379.2431 (1)(e)5.	3rd	Taking, disturbing, mutilating, destroying, causing to be destroyed, transferring, selling, offering to sell, molesting, or harassing marine turtles, marine turtle eggs, or marine turtle
379.2431 (1)(e)6.	3rd	Possessing any marine turtle species or hatchling, or parts thereof, or the nest of any marine turtle species described in the Marine Turtle Protection Act.
379.2431 (1)(e)7.	3rd	Soliciting to commit or conspiring to commit a violation of the Marine Turtle Protection Act.
400.9935(4)(a) or (b)	3rd	Operating a clinic, or offering services requiring licensure, without a license.
400.9935(4)(e)	3rd	Filing a false license application or other required information or failing to report information.
440.1051(3)	3rd	False report of workers' compensation fraud or retaliation for making such a report.
501.001(2)(b)	2nd	Tampers with a consumer product or the container using materially false/misleading information.
624.401(4)(a)	3rd	Transacting insurance without a certificate of authority.
624.401(4)(b)1.	3rd	Transacting insurance without a certificate of authority; premium collected less than \$20,000.
626.902(1)(a) & (b)	3rd	Representing an unauthorized insurer.
697.08	3rd	Equity skimming.
790.15(3)	3rd	Person directs another to discharge firearm from a vehicle.
806.10(1)	3rd	Maliciously injure, destroy, or interfere with vehicles or equipment used in firefighting.
806.10(2)	3rd	Interferes with or assaults firefighter in performance of duty.
810.09(2)(c)	3rd	Trespass on property other than structure or conveyance armed with firearm or dangerous weapon.
812.014(2)(c)2.	3rd	Grand theft; \$5,000 or more but less than \$10,000.
812.0145(2)(c)	3rd	Theft from person 65 years of age or older; \$300 or more but less than \$10,000.
812.015(8)(b)	3rd	Retail theft with intent to sell; conspires with others.
812.081(2)	3rd	Theft of a trade secret.
815.04(5)(b)	2nd	Computer offense devised to defraud or obtain property.
817.034(4)(a)3.	3rd	Engages in scheme to defraud (Florida Communications Fraud Act), property valued at less than \$20,000.

817.233	3rd	Burning to defraud insurer.
817.234	3rd	Unlawful solicitation of persons involved in motor vehicle accidents.
(8)(b) & (c)		
817.234(11)(a)	3rd	Insurance fraud; property value less than \$20,000.
817.236	3rd	Filing a false motor vehicle insurance application.
817.2361	3rd	Creating, marketing, or presenting a false or fraudulent motor vehicle insurance card.
817.413(2)	3rd	Sale of used goods of \$1,000 or more as new.
817.49(2)(b)1.	3rd	Willful making of a false report of a crime causing great bodily harm, permanent disfigurement, or permanent disability.
831.28(2)(a)	3rd	Counterfeiting a payment instrument with intent to defraud or possessing a counterfeit payment instrument with intent to defraud.
831.29	2nd	Possession of instruments for counterfeiting driver licenses or identification cards.
838.021(3)(b)	3rd	Threatens unlawful harm to public servant.
843.19	2nd	Injure, disable, or kill police, fire, or SAR canine or police horse.
860.15(3)	3rd	Overcharging for repairs and parts.
870.01(2)	3rd	Riot.
870.01(4)	3rd	Inciting a riot.
893.13(1)(a)2.	3rd	Sell, manufacture, or deliver cannabis (or other s. 893.03(1)(c), (2)(c)1., (2)(c)2., (2)(c)3., (2)(c)6., (2)(c)7., (2)(c)8., (2)(c)9., (2)(c)10., (3), or (4) drugs).
893.13(1)(d)2.	2nd	Sell, manufacture, or deliver s. 893.03(1)(c), (2)(c)1., (2)(c)2., (2)(c)3., (2)(c)6., (2)(c)7., (2)(c)8., (2)(c)9., (2)(c)10., (3), or (4) drugs within 1,000 feet of university.
893.13(1)(f)2.	2nd	Sell, manufacture, or deliver s. 893.03(1)(c), (2)(c)1., (2)(c)2., (2)(c)3., (2)(c)6., (2)(c)7., (2)(c)8., (2)(c)9., (2)(c)10., (3), or (4) drugs within 1,000 feet of public housing facility.
893.13(4)(c)	3rd	Use or hire of minor; deliver to minor other controlled substances.
893.13(6)(a)	3rd	Possession of any controlled substance other than felony possession of cannabis.
893.13(7)(a)8.	3rd	Withhold information from practitioner regarding previous receipt of or prescription for a controlled substance.
893.13(7)(a)9.	3rd	Obtain or attempt to obtain controlled substance by fraud, forgery, misrepresentation, etc.
893.13(7)(a)10.	3rd	Affix false or forged label to package of controlled substance.
893.13(7)(a)11.	3rd	Furnish false or fraudulent material information on any document or record required by chapter 893.
893.13(8)(a)1.	3rd	Knowingly assist a patient, other person, or owner of an animal in obtaining a controlled substance through deceptive, untrue, or fraudulent representations in or related to the practitioner's practice.
893.13(8)(a)2.	3rd	Employ a trick or scheme in the practitioner's practice to assist a patient, other person, or owner of an animal in obtaining a controlled substance.
893.13(8)(a)3.	3rd	Knowingly write a prescription for a controlled substance for a fictitious person.
893.13(8)(a)4.	3rd	Write a prescription for a controlled substance for a patient, other person, or an animal if the sole purpose of writing the prescription is a monetary benefit for the practitioner.
918.13(1)(a)	3rd	Alter, destroy, or conceal investigation evidence.
944.47	3rd	Introduce contraband to correctional facility.
(1)(a)1. & 2.		
944.47(1)(c)	2nd	Possess contraband while upon the grounds of a correctional institution.
985.721	3rd	Escapes from a juvenile facility (secure detention or residential commitment facility).

(d) LEVEL 4		
Florida Statute	Felony Degree	Description
316.1935(3)(a)	2nd	Driving at high speed or with wanton disregard for safety while fleeing or attempting to elude law enforcement officer who is in a patrol vehicle with siren and lights activated.
499.0051(1)	3rd	Failure to maintain or deliver transaction history, transaction information, or transaction statements.
499.0051(5)	2nd	Knowing sale or delivery, or possession with intent to sell, contraband prescription drugs.
517.07(1)	3rd	Failure to register securities.
517.12(1)	3rd	Failure of dealer, associated person, or issuer of securities to register.
784.07(2)(b)	3rd	Battery of law enforcement officer, firefighter, etc.
784.074(1)(c)	3rd	Battery of sexually violent predators facility staff.
784.075	3rd	Battery on detention or commitment facility staff.
784.078	3rd	Battery of facility employee by throwing, tossing, or expelling certain fluids or materials.
784.08(2)(c)	3rd	Battery on a person 65 years of age or older.
784.081(3)	3rd	Battery on specified official or employee.
784.082(3)	3rd	Battery by detained person on visitor or other detainee.
784.083(3)	3rd	Battery on code inspector.
784.085	3rd	Battery of child by throwing, tossing, projecting, or expelling certain fluids or materials.
787.03(1)	3rd	Interference with custody; wrongly takes minor from appointed guardian.
787.04(2)	3rd	Take, entice, or remove child beyond state limits with criminal intent pending custody proceedings.
787.04(3)	3rd	Carrying child beyond state lines with criminal intent to avoid producing child at custody hearing or delivering to designated person.
787.07	3rd	Human smuggling.
790.115(1)	3rd	Exhibiting firearm or weapon within 1,000 feet of a school.
790.115(2)(b)	3rd	Possessing electric weapon or device, destructive device, or other weapon on school property.
790.115(2)(c)	3rd	Possessing firearm on school property.
800.04(7)(c)	3rd	Lewd or lascivious exhibition; offender less than 18 years.
806.135	2nd	Destroying or demolishing a memorial or historic property.
810.02(4)(a)	3rd	Burglary, or attempted burglary, of an unoccupied structure; unarmed; no assault or battery.
810.02(4)(b)	3rd	Burglary, or attempted burglary, of an unoccupied conveyance; unarmed; no assault or battery.
810.06	3rd	Burglary; possession of tools.
810.08(2)(c)	3rd	Trespass on property, armed with firearm or dangerous weapon.
812.014(2)(c)3.	3rd	Grand theft, 3rd degree \$10,000 or more but less than \$20,000.
812.014 (2)(c)4.-10.	3rd	Grand theft, 3rd degree; specified items.
812.0195(2)	3rd	Dealing in stolen property by use of the Internet; property stolen \$300 or more.
817.505(4)(a)	3rd	Patient brokering.
817.563(1)	3rd	Sell or deliver substance other than controlled substance agreed upon, excluding s. 893.03(5) drugs.
817.568(2)(a)	3rd	Fraudulent use of personal identification information.
817.625(2)(a)	3rd	Fraudulent use of scanning device, skimming device, or reencoder.
817.625(2)(c)	3rd	Possess, sell, or deliver skimming device.
828.125(1)	2nd	Kill, maim, or cause great bodily harm or permanent breeding disability to any registered horse or cattle.
837.02(1)	3rd	Perjury in official proceedings.
837.021(1)	3rd	Make contradictory statements in official proceedings.

838.022	3rd	Official misconduct.
839.13(2)(a)	3rd	Falsifying records of an individual in the care and custody of a state agency.
839.13(2)(c)	3rd	Falsifying records of the Department of Children and Families.
843.021	3rd	Possession of a concealed handcuff key by a person in custody.
843.025	3rd	Deprive law enforcement, correctional, or correctional probation officer of means of protection or communication.
843.15(1)(a)	3rd	Failure to appear while on bail for felony (bond estreature or bond jumping).
847.0135(5)(c)	3rd	Lewd or lascivious exhibition using computer; offender less than 18 years.
870.01(3)	2nd	Aggravated rioting.
870.01(5)	2nd	Aggravated inciting a riot.
874.05(1)(a)	3rd	Encouraging or recruiting another to join a criminal gang.
893.13(2)(a)1.	2nd	Purchase of cocaine (or other s. 893.03(1)(a), (b), or (d), (2)(a), (2)(b), or (2)(c)5. drugs).
914.14(2)	3rd	Witnesses accepting bribes.
914.22(1)	3rd	Force, threaten, etc., witness, victim, or informant.
914.23(2)	3rd	Retaliation against a witness, victim, or informant, no bodily injury.
916.1085 (2)(c)1.	3rd	Introduction of specified contraband into certain DCF facilities.
918.12	3rd	Tampering with jurors.
934.215	3rd	Use of two-way communications device to facilitate commission of a crime.
944.47(1)(a)6.	3rd	Introduction of contraband (cellular telephone or other portable communication device) into correctional institution.
951.22(1)(h), (j) & (k)	3rd	Intoxicating drug, instrumentality or other device to aid escape, or cellular telephone or other portable communication device introduced into county detention facility.
(e) LEVEL 5		
Florida Statute	Felony Degree	Description
316.027(2)(a)	3rd	Accidents involving personal injuries other than serious bodily injury, failure to stop; leaving scene.
316.1935(4)(a)	2nd	Aggravated fleeing or eluding.
316.80(2)	2nd	Unlawful conveyance of fuel; obtaining fuel fraudulently.
322.34(6)	3rd	Careless operation of motor vehicle with suspended license, resulting in death or serious bodily injury.
327.30(5)	3rd	Vessel accidents involving personal injury; leaving scene.
379.365(2)(c)1.	3rd	Violation of rules relating to: willful molestation of stone crab traps, lines, or buoys; illegal bartering, trading, or sale, conspiring or aiding in such barter, trade, or sale, or supplying, agreeing to supply, aiding in supplying, or giving away stone crab trap tags or certificates; making, altering, forging, counterfeiting, or reproducing stone crab trap tags; possession of forged, counterfeit, or imitation stone crab trap tags; and engaging in the commercial harvest of stone crabs while license is suspended or revoked.
379.367(4)	3rd	Willful molestation of a commercial harvester's spiny lobster trap, line, or buoy.
379.407(5)(b)3.	3rd	Possession of 100 or more undersized spiny lobsters.
381.0041(11)(b)	3rd	Donate blood, plasma, or organs knowing HIV positive.
440.10(1)(g)	2nd	Failure to obtain workers' compensation coverage.
440.105(5)	2nd	Unlawful solicitation for the purpose of making workers' compensation claims.
440.381(2)	3rd	Submission of false, misleading, or incomplete information with the purpose of avoiding or reducing workers' compensation premiums.
624.401(4)(b)2.	2nd	Transacting insurance without a certificate or authority; premium collected \$20,000 or more but less than \$100,000.
626.902(1)(c)	2nd	Representing an unauthorized insurer; repeat offender.
790.01(2)	3rd	Carrying a concealed firearm.
790.162	2nd	Threat to throw or discharge destructive device.

790.163(1)	2nd	False report of bomb, explosive, weapon of mass destruction, or use of firearms in violent manner.
790.221(1)	2nd	Possession of short-barreled shotgun or machine gun.
790.23	2nd	Felons in possession of firearms, ammunition, or electronic weapons or devices.
796.05(1)	2nd	Live on earnings of a prostitute; 1st offense.
800.04(6)(c)	3rd	Lewd or lascivious conduct; offender less than 18 years of age.
800.04(7)(b)	2nd	Lewd or lascivious exhibition; offender 18 years of age or older.
806.111(1)	3rd	Possess, manufacture, or dispense fire bomb with intent to damage any structure or property.
812.0145(2)(b)	2nd	Theft from person 65 years of age or older; \$10,000 or more but less than \$50,000.
812.015	3rd	Retail theft; property stolen is valued at \$750 or more and one or more specified acts.
(8)(a) & (c)-(e)		
812.019(1)	2nd	Stolen property; dealing in or trafficking in.
812.081(3)	2nd	Trafficking in trade secrets.
812.131(2)(b)	3rd	Robbery by sudden snatching.
812.16(2)	3rd	Owning, operating, or conducting a chop shop.
817.034(4)(a)2.	2nd	Communications fraud, value \$20,000 to \$50,000.
817.234(11)(b)	2nd	Insurance fraud; property value \$20,000 or more but less than \$100,000.
817.2341(1), (2)(a) & (3)(a)	3rd	Filing false financial statements, making false entries of material fact or false statements regarding property values relating to the solvency of an insuring entity.
817.568(2)(b)	2nd	Fraudulent use of personal identification information; value of benefit, services received, payment avoided, or amount of injury or fraud, \$5,000 or more or use of personal identification information of 10 or more persons.
817.611(2)(a)	2nd	Traffic in or possess 5 to 14 counterfeit credit cards or related documents.
817.625(2)(b)	2nd	Second or subsequent fraudulent use of scanning device, skimming device, or reencoder.
825.1025(4)	3rd	Lewd or lascivious exhibition in the presence of an elderly person or disabled adult.
827.071(4)	2nd	Possess with intent to promote any photographic material, motion picture, etc., which includes sexual conduct by a child.
827.071(5)	3rd	Possess, control, or intentionally view any photographic material, motion picture, etc., which includes sexual conduct by a child.
828.12(2)	3rd	Tortures any animal with intent to inflict intense pain, serious physical injury, or death.
839.13(2)(b)	2nd	Falsifying records of an individual in the care and custody of a state agency involving great bodily harm or death.
843.01	3rd	Resist officer with violence to person; resist arrest with violence.
847.0135(5)(b)	2nd	Lewd or lascivious exhibition using computer; offender 18 years or older.
847.0137 (2) & (3)	3rd	Transmission of pornography by electronic device or equipment.
847.0138 (2) & (3)	3rd	Transmission of material harmful to minors to a minor by electronic device or equipment.
874.05(1)(b)	2nd	Encouraging or recruiting another to join a criminal gang; second or subsequent offense.
874.05(2)(a)	2nd	Encouraging or recruiting person under 13 years of age to join a criminal gang.
893.13(1)(a)1.	2nd	Sell, manufacture, or deliver cocaine (or other s. 893.03(1)(a), (1)(b), (1)(d), (2)(a), (2)(b), or (2)(c)5. drugs).
893.13(1)(c)2.	2nd	Sell, manufacture, or deliver cannabis (or other s. 893.03(1)(c), (2)(c)1., (2)(c)2., (2)(c)3., (2)(c)6., (2)(c)7., (2)(c)8., (2)(c)9., (2)(c)10., (3), or (4) drugs) within 1,000 feet of a child care facility, school, or state, county, or municipal park or publicly owned recreational facility or community center.
893.13(1)(d)1.	1st	Sell, manufacture, or deliver cocaine (or other s. 893.03(1)(a), (1)(b), (1)(d), (2)(a), (2)(b), or (2)(c)5. drugs) within 1,000 feet of university.

893.13(1)(e)2.	2nd	Sell, manufacture, or deliver cannabis or other drug prohibited under s. 893.03(1)(c), (2)(c)1., (2)(c)2., (2)(c)3., (2)(c)6., (2)(c)7., (2)(c)8., (2)(c)9., (2)(c)10., (3), or (4) within 1,000 feet of property used for religious services or a specified business site.
893.13(1)(f)1.	1st	Sell, manufacture, or deliver cocaine (or other s. 893.03(1)(a), (1)(b), (1)(d), or (2)(a), (2)(b), or (2)(c)5. drugs) within 1,000 feet of public housing facility.
893.13(4)(b)	2nd	Use or hire of minor; deliver to minor other controlled substance.
893.1351(1)	3rd	Ownership, lease, or rental for trafficking in or manufacturing of controlled substance.
(f) LEVEL 6		
Florida Statute	Felony Degree	Description
316.027(2)(b)	2nd	Leaving the scene of a crash involving serious bodily injury.
316.193(2)(b)	3rd	Felony DUI, 4th or subsequent conviction.
400.9935(4)(c)	2nd	Operating a clinic, or offering services requiring licensure, without a license.
499.0051(2)	2nd	Knowing forgery of transaction history, transaction information, or transaction statement.
499.0051(3)	2nd	Knowing purchase or receipt of prescription drug from unauthorized person.
499.0051(4)	2nd	Knowing sale or transfer of prescription drug to unauthorized person.
775.0875(1)	3rd	Taking firearm from law enforcement officer.
784.021(1)(a)	3rd	Aggravated assault; deadly weapon without intent to kill.
784.021(1)(b)	3rd	Aggravated assault; intent to commit felony.
784.041	3rd	Felony battery; domestic battery by strangulation.
784.048(3)	3rd	Aggravated stalking; credible threat.
784.048(5)	3rd	Aggravated stalking of person under 16.
784.07(2)(c)	2nd	Aggravated assault on law enforcement officer.
784.074(1)(b)	2nd	Aggravated assault on sexually violent predators facility staff.
784.08(2)(b)	2nd	Aggravated assault on a person 65 years of age or older.
784.081(2)	2nd	Aggravated assault on specified official or employee.
784.082(2)	2nd	Aggravated assault by detained person on visitor or other detainee.
784.083(2)	2nd	Aggravated assault on code inspector.
787.02(2)	3rd	False imprisonment; restraining with purpose other than those in s. 787.01.
790.115(2)(d)	2nd	Discharging firearm or weapon on school property.
790.161(2)	2nd	Make, possess, or throw destructive device with intent to do bodily harm or damage property.
790.164(1)	2nd	False report concerning bomb, explosive, weapon of mass destruction, act of arson or violence to state property, or use of firearms in violent manner.
790.19	2nd	Shooting or throwing deadly missiles into dwellings, vessels, or vehicles.
794.011(8)(a)	3rd	Solicitation of minor to participate in sexual activity by custodial adult.
794.05(1)	2nd	Unlawful sexual activity with specified minor.
800.04(5)(d)	3rd	Lewd or lascivious molestation; victim 12 years of age or older but less than 16 years of age; offender less than 18 years.
800.04(6)(b)	2nd	Lewd or lascivious conduct; offender 18 years of age or older.
806.031(2)	2nd	Arson resulting in great bodily harm to firefighter or any other person.
810.02(3)(c)	2nd	Burglary of occupied structure; unarmed; no assault or battery.
810.145(8)(b)	2nd	Video voyeurism; certain minor victims; 2nd or subsequent offense.
812.014(2)(b)1.	2nd	Property stolen \$20,000 or more, but less than \$100,000, grand theft in 2nd degree.
812.014(6)	2nd	Theft; property stolen \$3,000 or more; coordination of others.
812.015(9)(a)	2nd	Retail theft; property stolen \$750 or more; second or subsequent conviction.
812.015(9)(b)	2nd	Retail theft; aggregated property stolen within 30 days is \$3,000 or more; coordination of others.
812.13(2)(c)	2nd	Robbery, no firearm or other weapon (strong-arm robbery).
817.4821(5)	2nd	Possess cloning paraphernalia with intent to create cloned cellular telephones.
817.49(2)(b)2.	2nd	Willful making of a false report of a crime resulting in death.
817.505(4)(b)	2nd	Patient brokering; 10 or more patients.
825.102(1)	3rd	Abuse of an elderly person or disabled adult.
825.102(3)(c)	3rd	Neglect of an elderly person or disabled adult.

825.1025(3)	3rd	Lewd or lascivious molestation of an elderly person or disabled adult.
825.103(3)(c)	3rd	Exploiting an elderly person or disabled adult and property is valued at less than \$10,000.
827.03(2)(c)	3rd	Abuse of a child.
827.03(2)(d)	3rd	Neglect of a child.
827.071(2) & (3)	2nd	Use or induce a child in a sexual performance, or promote or direct such performance.
836.05	2nd	Threats; extortion.
836.1	2nd	Written or electronic threats to kill, do bodily injury, or conduct a mass shooting or an act of terrorism.
843.12	3rd	Aids or assists person to escape.
847.011	3rd	Distributing, offering to distribute, or possessing with intent to distribute obscene materials depicting minors.
847.012	3rd	Knowingly using a minor in the production of materials harmful to minors.
847.0135(2)	3rd	Facilitates sexual conduct of or with a minor or the visual depiction of such conduct.
914.23	2nd	Retaliation against a witness, victim, or informant, with bodily injury.
944.35(3)(a)2.	3rd	Committing malicious battery upon or inflicting cruel or inhuman treatment on an inmate or offender on community supervision, resulting in great bodily harm.
944.4	2nd	Escapes.
944.46	3rd	Harboring, concealing, aiding escaped prisoners.
944.47(1)(a)5.	2nd	Introduction of contraband (firearm, weapon, or explosive) into correctional facility.
951.22(1)(i)	3rd	Firearm or weapon introduced into county detention facility.
(g) LEVEL 7		
Florida Statute	Felony Degree	Description
316.027(2)(c)	1st	Accident involving death, failure to stop; leaving scene.
316.193(3)(c)2.	3rd	DUI resulting in serious bodily injury.
316.1935(3)(b)	1st	Causing serious bodily injury or death to another person; driving at high speed or with wanton disregard for safety while fleeing or attempting to elude law enforcement officer who is in a patrol vehicle with siren and lights activated.
327.35(3)(c)2.	3rd	Vessel BUI resulting in serious bodily injury.
402.319(2)	2nd	Misrepresentation and negligence or intentional act resulting in great bodily harm, permanent disfigurement, permanent disability, or death.
409.92 (2)(b)1.a.	3rd	Medicaid provider fraud; \$10,000 or less.
409.92 (2)(b)1.b.	2nd	Medicaid provider fraud; more than \$10,000, but less than \$50,000.
456.065(2)	3rd	Practicing a health care profession without a license.
456.065(2)	2nd	Practicing a health care profession without a license which results in serious bodily injury.
458.327(1)	3rd	Practicing medicine without a license.
459.013(1)	3rd	Practicing osteopathic medicine without a license.
460.411(1)	3rd	Practicing chiropractic medicine without a license.
461.012(1)	3rd	Practicing podiatric medicine without a license.
462.17	3rd	Practicing naturopathy without a license.
463.015(1)	3rd	Practicing optometry without a license.
464.016(1)	3rd	Practicing nursing without a license.
465.015(2)	3rd	Practicing pharmacy without a license.
466.026(1)	3rd	Practicing dentistry or dental hygiene without a license.
467.201	3rd	Practicing midwifery without a license.
468.366	3rd	Delivering respiratory care services without a license.
483.828(1)	3rd	Practicing as clinical laboratory personnel without a license.
483.901(7)	3rd	Practicing medical physics without a license.
484.013(1)(c)	3rd	Preparing or dispensing optical devices without a prescription.
484.053	3rd	Dispensing hearing aids without a license.

494.0018(2)	1st	Conviction of any violation of chapter 494 in which the total money and property unlawfully obtained exceeded \$50,000 and there were five or more victims.
560.123(8)(b)1.	3rd	Failure to report currency or payment instruments exceeding \$300 but less than \$20,000 by a money services business.
560.125(5)(a)	3rd	Money services business by unauthorized person, currency or payment instruments exceeding \$300 but less than \$20,000.
655.50(10)(b)1.	3rd	Failure to report financial transactions exceeding \$300 but less than \$20,000 by financial institution.
775.21(10)(a)	3rd	Sexual predator; failure to register; failure to renew driver license or identification card; other registration violations.
775.21(10)(b)	3rd	Sexual predator working where children regularly congregate.
775.21(10)(g)	3rd	Failure to report or providing false information about a sexual predator; harbor or conceal a sexual predator.
782.051(3)	2nd	Attempted felony murder of a person by a person other than the perpetrator or the perpetrator of an attempted felony.
782.07(1)	2nd	Killing of a human being by the act, procurement, or culpable negligence of another (manslaughter).
782.071	2nd	Killing of a human being or unborn child by the operation of a motor vehicle in a reckless manner (vehicular homicide).
782.072	2nd	Killing of a human being by the operation of a vessel in a reckless manner (vessel homicide).
784.045(1)(a)1.	2nd	Aggravated battery; intentionally causing great bodily harm or disfigurement.
784.045(1)(a)2.	2nd	Aggravated battery; using deadly weapon.
784.045(1)(b)	2nd	Aggravated battery; perpetrator aware victim pregnant.
784.048(4)	3rd	Aggravated stalking; violation of injunction or court order.
784.048(7)	3rd	Aggravated stalking; violation of court order.
784.07(2)(d)	1st	Aggravated battery on law enforcement officer.
784.074(1)(a)	1st	Aggravated battery on sexually violent predators facility staff.
784.08(2)(a)	1st	Aggravated battery on a person 65 years of age or older.
784.081(1)	1st	Aggravated battery on specified official or employee.
784.082(1)	1st	Aggravated battery by detained person on visitor or other detainee.
784.083(1)	1st	Aggravated battery on code inspector.
787.06(3)(a)2.	1st	Human trafficking using coercion for labor and services of an adult.
787.06(3)(e)2.	1st	Human trafficking using coercion for labor and services by the transfer or transport of an adult from outside Florida to within the state.
790.07(4)	1st	Specified weapons violation subsequent to previous conviction of s. 790.07(1) or (2).
790.16(1)	1st	Discharge of a machine gun under specified circumstances.
790.165(2)	2nd	Manufacture, sell, possess, or deliver hoax bomb.
790.165(3)	2nd	Possessing, displaying, or threatening to use any hoax bomb while committing or attempting to commit a felony.
790.166(3)	2nd	Possessing, selling, using, or attempting to use a hoax weapon of mass destruction.
790.166(4)	2nd	Possessing, displaying, or threatening to use a hoax weapon of mass destruction while committing or attempting to commit a felony.
790.23	1st,PBL	Possession of a firearm by a person who qualifies for the penalty enhancements provided for in s. 874.04.
794.08(4)	3rd	Female genital mutilation; consent by a parent, guardian, or a person in custodial authority to a victim younger than 18 years of age.
796.05(1)	1st	Live on earnings of a prostitute; 2nd offense.
796.05(1)	1st	Live on earnings of a prostitute; 3rd and subsequent offense.
800.04(5)(c)1.	2nd	Lewd or lascivious molestation; victim younger than 12 years of age; offender younger than 18 years of age.
800.04(5)(c)2.	2nd	Lewd or lascivious molestation; victim 12 years of age or older but younger than 16 years of age; offender 18 years of age or older.

800.04(5)(e)	1st	Lewd or lascivious molestation; victim 12 years of age or older but younger than 16 years; offender 18 years or older; prior conviction for specified sex offense.
806.01(2)	2nd	Maliciously damage structure by fire or explosive.
810.02(3)(a)	2nd	Burglary of occupied dwelling; unarmed; no assault or battery.
810.02(3)(b)	2nd	Burglary of unoccupied dwelling; unarmed; no assault or battery.
810.02(3)(d)	2nd	Burglary of occupied conveyance; unarmed; no assault or battery.
810.02(3)(e)	2nd	Burglary of authorized emergency vehicle.
812.014(2)(a)1.	1st	Property stolen, valued at \$100,000 or more or a semitrailer deployed by a law enforcement officer; property stolen while causing other property damage; 1st degree grand theft.
812.014(2)(b)2.	2nd	Property stolen, cargo valued at less than \$50,000, grand theft in 2nd degree.
812.014(2)(b)3.	2nd	Property stolen, emergency medical equipment; 2nd degree grand theft.
812.014(2)(b)4.	2nd	Property stolen, law enforcement equipment from authorized emergency vehicle.
812.0145(2)(a)	1st	Theft from person 65 years of age or older; \$50,000 or more.
812.019(2)	1st	Stolen property; initiates, organizes, plans, etc., the theft of property and traffics in stolen property.
812.131(2)(a)	2nd	Robbery by sudden snatching.
812.133(2)(b)	1st	Carjacking; no firearm, deadly weapon, or other weapon.
817.034(4)(a)1.	1st	Communications fraud, value greater than \$50,000.
817.234(8)(a)	2nd	Solicitation of motor vehicle accident victims with intent to defraud.
817.234(9)	2nd	Organizing, planning, or participating in an intentional motor vehicle collision.
817.234(11)(c)	1st	Insurance fraud; property value \$100,000 or more.
817.2341 (2)(b) & (3)(b)	1st	Making false entries of material fact or false statements regarding property values relating to the solvency of an insuring entity which are a significant cause of the insolvency of that
817.418(2)(a)	3rd	Offering for sale or advertising personal protective equipment with intent to defraud.
817.504(1)(a)	3rd	Offering or advertising a vaccine with intent to defraud.
817.535(2)(a)	3rd	Filing false lien or other unauthorized document.
817.611(2)(b)	2nd	Traffic in or possess 15 to 49 counterfeit credit cards or related documents.
825.102(3)(b)	2nd	Neglecting an elderly person or disabled adult causing great bodily harm, disability, or disfigurement.
825.103(3)(b)	2nd	Exploiting an elderly person or disabled adult and property is valued at \$10,000 or more, but less than \$50,000.
827.03(2)(b)	2nd	Neglect of a child causing great bodily harm, disability, or disfigurement.
827.04(3)	3rd	Impregnation of a child under 16 years of age by person 21 years of age or older.
837.05(2)	3rd	Giving false information about alleged capital felony to a law enforcement officer.
838.015	2nd	Bribery.
838.016	2nd	Unlawful compensation or reward for official behavior.
838.021(3)(a)	2nd	Unlawful harm to a public servant.
838.22	2nd	Bid tampering.
843.0855(2)	3rd	Impersonation of a public officer or employee.
843.0855(3)	3rd	Unlawful simulation of legal process.
843.0855(4)	3rd	Intimidation of a public officer or employee.
847.0135(3)	3rd	Solicitation of a child, via a computer service, to commit an unlawful sex act.
847.0135(4)	2nd	Traveling to meet a minor to commit an unlawful sex act.
872.06	2nd	Abuse of a dead human body.
874.05(2)(b)	1st	Encouraging or recruiting person under 13 to join a criminal gang; second or subsequent offense.
874.1	1st,PBL	Knowingly initiates, organizes, plans, finances, directs, manages, or supervises criminal gang-related activity.

893.13(1)(c)1.	1st	Sell, manufacture, or deliver cocaine (or other drug prohibited under s. 893.03(1)(a), (1)(b), (1)(d), (2)(a), (2)(b), or (2)(c)5.) within 1,000 feet of a child care facility, school, or state, county, or municipal park or publicly owned recreational facility or community center.
893.13(1)(e)1.	1st	Sell, manufacture, or deliver cocaine or other drug prohibited under s. 893.03(1)(a), (1)(b), (1)(d), (2)(a), (2)(b), or (2)(c)5., within 1,000 feet of property used for religious services or a specified business site.
893.13(4)(a)	1st	Use or hire of minor; deliver to minor other controlled substance.
893.135(1)(a)1.	1st	Trafficking in cannabis, more than 25 lbs., less than 2,000 lbs.
893.135 (1)(b)1.a.	1st	Trafficking in cocaine, more than 28 grams, less than 200 grams.
893.135 (1)(c)1.a.	1st	Trafficking in illegal drugs, more than 4 grams, less than 14 grams.
893.135 (1)(c)2.a.	1st	Trafficking in hydrocodone, 28 grams or more, less than 50 grams.
893.135 (1)(c)2.b.	1st	Trafficking in hydrocodone, 50 grams or more, less than 100 grams.
893.135 (1)(c)3.a.	1st	Trafficking in oxycodone, 7 grams or more, less than 14 grams.
893.135 (1)(c)3.b.	1st	Trafficking in oxycodone, 14 grams or more, less than 25 grams.
893.135 (1)(c)4.b.(l)	1st	Trafficking in fentanyl, 4 grams or more, less than 14 grams.
893.135 (1)(d)1.a.	1st	Trafficking in phencyclidine, 28 grams or more, less than 200 grams.
893.135(1)(e)1.	1st	Trafficking in methaqualone, 200 grams or more, less than 5 kilograms.
893.135(1)(f)1.	1st	Trafficking in amphetamine, 14 grams or more, less than 28 grams.
893.135 (1)(g)1.a.	1st	Trafficking in flunitrazepam, 4 grams or more, less than 14 grams.
893.135 (1)(h)1.a.	1st	Trafficking in gamma-hydroxybutyric acid (GHB), 1 kilogram or more, less than 5 kilograms.
893.135 (1)(j)1.a.	1st	Trafficking in 1,4-Butanediol, 1 kilogram or more, less than 5 kilograms.
893.135 (1)(k)2.a.	1st	Trafficking in Phenethylamines, 10 grams or more, less than 200 grams.
893.135 (1)(m)2.a.	1st	Trafficking in synthetic cannabinoids, 280 grams or more, less than 500 grams.
893.135 (1)(m)2.b.	1st	Trafficking in synthetic cannabinoids, 500 grams or more, less than 1,000 grams.
893.135 (1)(n)2.a.	1st	Trafficking in n-benzyl phenethylamines, 14 grams or more, less than 100 grams.
893.1351(2)	2nd	Possession of place for trafficking in or manufacturing of controlled substance.
896.101(5)(a)	3rd	Money laundering, financial transactions exceeding \$300 but less than \$20,000.
896.104(4)(a)1.	3rd	Structuring transactions to evade reporting or registration requirements, financial transactions exceeding \$300 but less than \$20,000.
943.0435(4)(c)	2nd	Sexual offender vacating permanent residence; failure to comply with reporting requirements.
943.0435(8)	2nd	Sexual offender; remains in state after indicating intent to leave; failure to comply with reporting requirements.
943.0435(9)(a)	3rd	Sexual offender; failure to comply with reporting requirements.
943.0435(13)	3rd	Failure to report or providing false information about a sexual offender; harbor or conceal a sexual offender.
943.0435(14)	3rd	Sexual offender; failure to report and reregister; failure to respond to address verification; providing false registration information.

944.607(9)	3rd	Sexual offender; failure to comply with reporting requirements.
944.607(10)(a)	3rd	Sexual offender; failure to submit to the taking of a digitized photograph.
944.607(12)	3rd	Failure to report or providing false information about a sexual offender; harbor or conceal a sexual offender.
944.607(13)	3rd	Sexual offender; failure to report and reregister; failure to respond to address verification; providing false registration information.
985.4815(10)	3rd	Sexual offender; failure to submit to the taking of a digitized photograph.
985.4815(12)	3rd	Failure to report or providing false information about a sexual offender; harbor or conceal a sexual offender.
985.4815(13)	3rd	Sexual offender; failure to report and reregister; failure to respond to address verification; providing false registration information.
(h) LEVEL 8		
Florida Statute	Felony Degree	Description
316.193 (3)(c)3.a.	2nd	DUI manslaughter.
316.1935(4)(b)	1st	Aggravated fleeing or attempted eluding with serious bodily injury or death.
327.35(3)(c)3.	2nd	Vessel BUI manslaughter.
499.0051(6)	1st	Knowing trafficking in contraband prescription drugs.
499.0051(7)	1st	Knowing forgery of prescription labels or prescription drug labels.
560.123(8)(b)2.	2nd	Failure to report currency or payment instruments totaling or exceeding \$20,000, but less than \$100,000 by money transmitter.
560.125(5)(b)	2nd	Money transmitter business by unauthorized person, currency or payment instruments totaling or exceeding \$20,000, but less than \$100,000.
655.50(10)(b)2.	2nd	Failure to report financial transactions totaling or exceeding \$20,000, but less than \$100,000 by financial institutions.
777.03(2)(a)	1st	Accessory after the fact, capital felony.
782.04(4)	2nd	Killing of human without design when engaged in act or attempt of any felony other than arson, sexual battery, robbery, burglary, kidnapping, aggravated fleeing or eluding with serious bodily injury or death, aircraft piracy, or unlawfully discharging bomb.
782.051(2)	1st	Attempted felony murder while perpetrating or attempting to perpetrate a felony not enumerated in s. 782.04(3).
782.071(1)(b)	1st	Committing vehicular homicide and failing to render aid or give information.
782.072(2)	1st	Committing vessel homicide and failing to render aid or give information.
787.06(3)(a)1.	1st	Human trafficking for labor and services of a child.
787.06(3)(b)	1st	Human trafficking using coercion for commercial sexual activity of an adult.
787.06(3)(c)2.	1st	Human trafficking using coercion for labor and services of an unauthorized alien adult.
787.06(3)(e)1.	1st	Human trafficking for labor and services by the transfer or transport of a child from outside Florida to within the state.
787.06(3)(f)2.	1st	Human trafficking using coercion for commercial sexual activity by the transfer or transport of any adult from outside Florida to within the state.
790.161(3)	1st	Discharging a destructive device which results in bodily harm or property damage.
794.011(5)(a)	1st	Sexual battery; victim 12 years of age or older but younger than 18 years; offender 18 years or older; offender does not use physical force likely to cause serious injury.
794.011(5)(b)	2nd	Sexual battery; victim and offender 18 years of age or older; offender does not use physical force likely to cause serious injury.
794.011(5)(c)	2nd	Sexual battery; victim 12 years of age or older; offender younger than 18 years; offender does not use physical force likely to cause injury.
794.011(5)(d)	1st	Sexual battery; victim 12 years of age or older; offender does not use physical force likely to cause serious injury; prior conviction for specified sex offense.
794.08(3)	2nd	Female genital mutilation, removal of a victim younger than 18 years of age from this state.
800.04(4)(b)	2nd	Lewd or lascivious battery.

800.04(4)(c)	1st	Lewd or lascivious battery; offender 18 years of age or older; prior conviction for specified sex offense.
806.01(1)	1st	Maliciously damage dwelling or structure by fire or explosive, believing person in structure.
810.02(2)(a)	1st,PBL	Burglary with assault or battery.
810.02(2)(b)	1st,PBL	Burglary; armed with explosives or dangerous weapon.
810.02(2)(c)	1st	Burglary of a dwelling or structure causing structural damage or \$1,000 or more property damage.
812.014(2)(a)2.	1st	Property stolen; cargo valued at \$50,000 or more, grand theft in 1st degree.
812.13(2)(b)	1st	Robbery with a weapon.
812.135(2)(c)	1st	Home-invasion robbery, no firearm, deadly weapon, or other weapon.
817.418(2)(b)	2nd	Offering for sale or advertising personal protective equipment with intent to defraud; second or subsequent offense.
817.504(1)(b)	2nd	Offering or advertising a vaccine with intent to defraud; second or subsequent offense.
817.505(4)(c)	1st	Patient brokering; 20 or more patients.
817.535(2)(b)	2nd	Filing false lien or other unauthorized document; second or subsequent offense.
817.535(3)(a)	2nd	Filing false lien or other unauthorized document; property owner is a public officer or employee.
817.535(4)(a)1.	2nd	Filing false lien or other unauthorized document; defendant is incarcerated or under supervision.
817.535(5)(a)	2nd	Filing false lien or other unauthorized document; owner of the property incurs financial loss as a result of the false instrument.
817.568(6)	2nd	Fraudulent use of personal identification information of an individual under the age of 18.
817.611(2)(c)	1st	Traffic in or possess 50 or more counterfeit credit cards or related documents.
825.102(2)	1st	Aggravated abuse of an elderly person or disabled adult.
825.1025(2)	2nd	Lewd or lascivious battery upon an elderly person or disabled adult.
825.103(3)(a)	1st	Exploiting an elderly person or disabled adult and property is valued at \$50,000 or more.
837.02(2)	2nd	Perjury in official proceedings relating to prosecution of a capital felony.
837.021(2)	2nd	Making contradictory statements in official proceedings relating to prosecution of a capital felony.
860.121(2)(c)	1st	Shooting at or throwing any object in path of railroad vehicle resulting in great bodily harm.
860.16	1st	Aircraft piracy.
893.13(1)(b)	1st	Sell or deliver in excess of 10 grams of any substance specified in s. 893.03(1)(a) or (b).
893.13(2)(b)	1st	Purchase in excess of 10 grams of any substance specified in s. 893.03(1)(a) or (b).
893.13(6)(c)	1st	Possess in excess of 10 grams of any substance specified in s. 893.03(1)(a) or (b).
893.135(1)(a)2.	1st	Trafficking in cannabis, more than 2,000 lbs., less than 10,000 lbs.
893.135 (1)(b)1.b.	1st	Trafficking in cocaine, more than 200 grams, less than 400 grams.
893.135 (1)(c)1.b.	1st	Trafficking in illegal drugs, more than 14 grams, less than 28 grams.
893.135 (1)(c)2.c.	1st	Trafficking in hydrocodone, 100 grams or more, less than 300 grams.
893.135 (1)(c)3.c.	1st	Trafficking in oxycodone, 25 grams or more, less than 100 grams.
893.135 (1)(c)4.b.(II)	1st	Trafficking in fentanyl, 14 grams or more, less than 28 grams.
893.135 (1)(d)1.b.	1st	Trafficking in phencyclidine, 200 grams or more, less than 400 grams.
893.135	1st	Trafficking in methaqualone, 5 kilograms or more, less than 25 kilograms.

(1)(e)1.b. 893.135	1st	Trafficking in amphetamine, 28 grams or more, less than 200 grams.
(1)(f)1.b. 893.135	1st	Trafficking in flunitrazepam, 14 grams or more, less than 28 grams.
(1)(g)1.b. 893.135	1st	Trafficking in gamma-hydroxybutyric acid (GHB), 5 kilograms or more, less than 10 kilograms.
(1)(h)1.b. 893.135	1st	Trafficking in 1,4-Butanediol, 5 kilograms or more, less than 10 kilograms.
(1)(j)1.b. 893.135	1st	Trafficking in Phenethylamines, 200 grams or more, less than 400 grams.
(1)(k)2.b. 893.135	1st	Trafficking in synthetic cannabinoids, 1,000 grams or more, less than 30 kilograms.
(1)(m)2.c. 893.135	1st	Trafficking in n-benzyl phenethylamines, 100 grams or more, less than 200 grams.
(1)(n)2.b. 893.1351(3)	1st	Possession of a place used to manufacture controlled substance when minor is present or resides there.
895.03(1)	1st	Use or invest proceeds derived from pattern of racketeering activity.
895.03(2)	1st	Acquire or maintain through racketeering activity any interest in or control of any enterprise or real property.
895.03(3)	1st	Conduct or participate in any enterprise through pattern of racketeering activity.
896.101(5)(b)	2nd	Money laundering, financial transactions totaling or exceeding \$20,000, but less than \$100,000.
896.104(4)(a)2.	2nd	Structuring transactions to evade reporting or registration requirements, financial transactions totaling or exceeding \$20,000 but less than \$100,000.
(i) LEVEL 9		
Florida Statute	Felony Degree	Description
316.193 (3)(c)3.b.	1st	DUI manslaughter; failing to render aid or give information.
327.35 (3)(c)3.b.	1st	BUI manslaughter; failing to render aid or give information.
409.92 (2)(b)1.c.	1st	Medicaid provider fraud; \$50,000 or more.
499.0051(8)	1st	Knowing sale or purchase of contraband prescription drugs resulting in great bodily harm.
560.123(8)(b)3.	1st	Failure to report currency or payment instruments totaling or exceeding \$100,000 by money transmitter.
560.125(5)(c)	1st	Money transmitter business by unauthorized person, currency, or payment instruments totaling or exceeding \$100,000.
655.50(10)(b)3.	1st	Failure to report financial transactions totaling or exceeding \$100,000 by financial institution.
775.0844	1st	Aggravated white collar crime.
782.04(1)	1st	Attempt, conspire, or solicit to commit premeditated murder.
782.04(3)	1st,PBL	Accomplice to murder in connection with arson, sexual battery, robbery, burglary, aggravated fleeing or eluding with serious bodily injury or death, and other specified felonies.
782.051(1)	1st	Attempted felony murder while perpetrating or attempting to perpetrate a felony enumerated in s. 782.04(3).
782.07(2)	1st	Aggravated manslaughter of an elderly person or disabled adult.
787.01(1)(a)1.	1st,PBL	Kidnapping; hold for ransom or reward or as a shield or hostage.
787.01(1)(a)2.	1st,PBL	Kidnapping with intent to commit or facilitate commission of any felony.
787.01(1)(a)4.	1st,PBL	Kidnapping with intent to interfere with performance of any governmental or political function.

787.02(3)(a)	1st,PBL	False imprisonment; child under age 13; perpetrator also commits aggravated child abuse, sexual battery, or lewd or lascivious battery, molestation, conduct, or exhibition.
787.06(3)(c)1.	1st	Human trafficking for labor and services of an unauthorized alien child.
787.06(3)(d)	1st	Human trafficking using coercion for commercial sexual activity of an unauthorized adult alien.
787.06(3)(f)1.	1st,PBL	Human trafficking for commercial sexual activity by the transfer or transport of any child from outside Florida to within the state.
790.161	1st	Attempted capital destructive device offense.
790.166(2)	1st,PBL	Possessing, selling, using, or attempting to use a weapon of mass destruction.
794.011(2)	1st	Attempted sexual battery; victim less than 12 years of age.
794.011(2)	Life	Sexual battery; offender younger than 18 years and commits sexual battery on a person less than 12 years.
794.011(4)(a)	1st,PBL	Sexual battery, certain circumstances; victim 12 years of age or older but younger than 18 years; offender 18 years or older.
794.011(4)(b)	1st	Sexual battery, certain circumstances; victim and offender 18 years of age or older.
794.011(4)(c)	1st	Sexual battery, certain circumstances; victim 12 years of age or older; offender younger than 18 years.
794.011(4)(d)	1st,PBL	Sexual battery, certain circumstances; victim 12 years of age or older; prior conviction for specified sex offenses.
794.011(8)(b)	1st,PBL	Sexual battery; engage in sexual conduct with minor 12 to 18 years by person in familial or custodial authority.
794.08(2)	1st	Female genital mutilation; victim younger than 18 years of age.
800.04(5)(b)	Life	Lewd or lascivious molestation; victim less than 12 years; offender 18 years or older.
812.13(2)(a)	1st,PBL	Robbery with firearm or other deadly weapon.
812.133(2)(a)	1st,PBL	Carjacking; firearm or other deadly weapon.
812.135(2)(b)	1st	Home-invasion robbery with weapon.
817.535(3)(b)	1st	Filing false lien or other unauthorized document; second or subsequent offense; property owner is a public officer or employee.
817.535(4)(a)2.	1st	Filing false claim or other unauthorized document; defendant is incarcerated or under supervision.
817.535(5)(b)	1st	Filing false lien or other unauthorized document; second or subsequent offense; owner of the property incurs financial loss as a result of the false instrument.
817.568(7)	2nd, PBL	Fraudulent use of personal identification information of an individual under the age of 18 by his or her parent, legal guardian, or person exercising custodial authority.
827.03(2)(a)	1st	Aggravated child abuse.
847.0145(1)	1st	Selling, or otherwise transferring custody or control, of a minor.
847.0145(2)	1st	Purchasing, or otherwise obtaining custody or control, of a minor.
859.01	1st	Poisoning or introducing bacteria, radioactive materials, viruses, or chemical compounds into food, drink, medicine, or water with intent to kill or injure another person.
893.135	1st	Attempted capital trafficking offense.
893.135(1)(a)3.	1st	Trafficking in cannabis, more than 10,000 lbs.
893.135 (1)(b)1.c.	1st	Trafficking in cocaine, more than 400 grams, less than 150 kilograms.
893.135 (1)(c)1.c.	1st	Trafficking in illegal drugs, more than 28 grams, less than 30 kilograms.
893.135 (1)(c)2.d.	1st	Trafficking in hydrocodone, 300 grams or more, less than 30 kilograms.
893.135 (1)(c)3.d.	1st	Trafficking in oxycodone, 100 grams or more, less than 30 kilograms.
893.135 (1)(c)4.b.(III)	1st	Trafficking in fentanyl, 28 grams or more.
893.135 (1)(d)1.c.	1st	Trafficking in phencyclidine, 400 grams or more.

893.135 (1)(e)1.c.	1st	Trafficking in methaqualone, 25 kilograms or more.
893.135 (1)(f)1.c.	1st	Trafficking in amphetamine, 200 grams or more.
893.135 (1)(h)1.c.	1st	Trafficking in gamma-hydroxybutyric acid (GHB), 10 kilograms or more.
893.135 (1)(j)1.c.	1st	Trafficking in 1,4-Butanediol, 10 kilograms or more.
893.135 (1)(k)2.c.	1st	Trafficking in Phenethylamines, 400 grams or more.
893.135 (1)(m)2.d.	1st	Trafficking in synthetic cannabinoids, 30 kilograms or more.
893.135 (1)(n)2.c.	1st	Trafficking in n-benzyl phenethylamines, 200 grams or more.
896.101(5)(c)	1st	Money laundering, financial instruments totaling or exceeding \$100,000.
896.104(4)(a)3.	1st	Structuring transactions to evade reporting or registration requirements, financial transactions totaling or exceeding \$100,000.
(j) LEVEL 10		
Florida Statute	Felony Degree	Description
499.0051(9)	1st	Knowing sale or purchase of contraband prescription drugs resulting in death.
782.04(2)	1st,PBL	Unlawful killing of human; act is homicide, unpremeditated.
782.07(3)	1st	Aggravated manslaughter of a child.
787.01(1)(a)3.	1st,PBL	Kidnapping; inflict bodily harm upon or terrorize victim.
787.01(3)(a)	Life	Kidnapping; child under age 13, perpetrator also commits aggravated child abuse, sexual battery, or lewd or lascivious battery, molestation, conduct, or exhibition.
787.06(3)(g)	Life	Human trafficking for commercial sexual activity of a child under the age of 18 or mentally defective or incapacitated person.
787.06(4)(a)	Life	Selling or buying of minors into human trafficking.
794.011(3)	Life	Sexual battery; victim 12 years or older, offender uses or threatens to use deadly weapon or physical force to cause serious injury.
812.135(2)(a)	1st,PBL	Home-invasion robbery with firearm or other deadly weapon.
876.32	1st	Treason against the state.