

Annual Accountability Report
on the
Health of Florida's Child Welfare System
Fiscal Year 2021-2022



Shevaun L. Harris
Secretary

Ron DeSantis
Governor

Message from Secretary Harris

Since its inception, the Florida Department of Children and Families (Department) has been charged with protecting the vulnerable and ensuring our state's families have access to a full array of services that enable them to remain safely together and empower them to achieve their individual and collective goals. We have received unprecedented support from our state and local leaders, and Governor Ron DeSantis has been an unparalleled champion for our state's children and families.



As a direct result, Florida leads the nation in key safety outcome measures and has made historic strides, all while prioritizing the innate value of the family unit. Florida is at a 19-year low for the number of children removed from their homes, and children are safer as we outperform the nation in both the percent of children with no recurrence of maltreatment within 12 months and percent of children not maltreated while in foster care. In addition to investing in proactive family support services, Florida has the second fastest response to reports of abuse in the nation, enabling community partners to promptly initiate proven strategies to protect children. Florida children spend less time in foster care, short and long-term, than the national average, and, a greater percentage of Florida children are adopted from foster care by relatives in instances where reunification is not in the children's best interests.

When I joined the Department in February 2021, we were in the early stages of implementing Senate Bill 1326, which is helping to ensure Florida remains on this positive trajectory. The bill established our Office of Quality and directed the Department to develop an accountability system that annually measures the health of the state's child welfare system. Given that children's lives are at the heart of this work, I view it as one of our most crucial responsibilities. I am immensely grateful that the Florida Legislature recognized this need and for Governor DeSantis signing the bill into law. In doing so, the State of Florida has codified its expectation of excellence in caring for our children, particularly those at the greatest risk for abuse and neglect. It is an honor to work alongside the individuals and organizations whose roles are vital to ensuring optimal child and family well-being in Florida, and I take great pride in our joint efforts over the last two years. We have engaged in countless conversations with regional child welfare operations, contracted partners, and stakeholders, as well as with entities proficient in statistics and social services scoring systems. The resulting metrics and scoring methodology provide for a strong, transparent accountability system that I am confident will enable us to continue to earn and maintain the public's trust.

Through this report, we are presenting the accountability system's inaugural circuit scores, which will serve as a baseline for the future and shape short and long-term decision making. Each of the 20 circuit evaluations reflect performance standards for child protective investigation, community-based care lead agencies, and children's legal services. The overall median score is 3.1 out of a possible 5, and 85 percent of circuits earned a 3.0 or higher.

As with any value assessment, I believe the most prudent approach is to neither celebrate successes too heartily nor to languish too long in shortcomings. Rather, I urge you to view these scores as a launching point for deeper and more robust family-centered conversations that focus on innovation and advancement. To accelerate this progress, we are pleased to be instituting the following key activities.

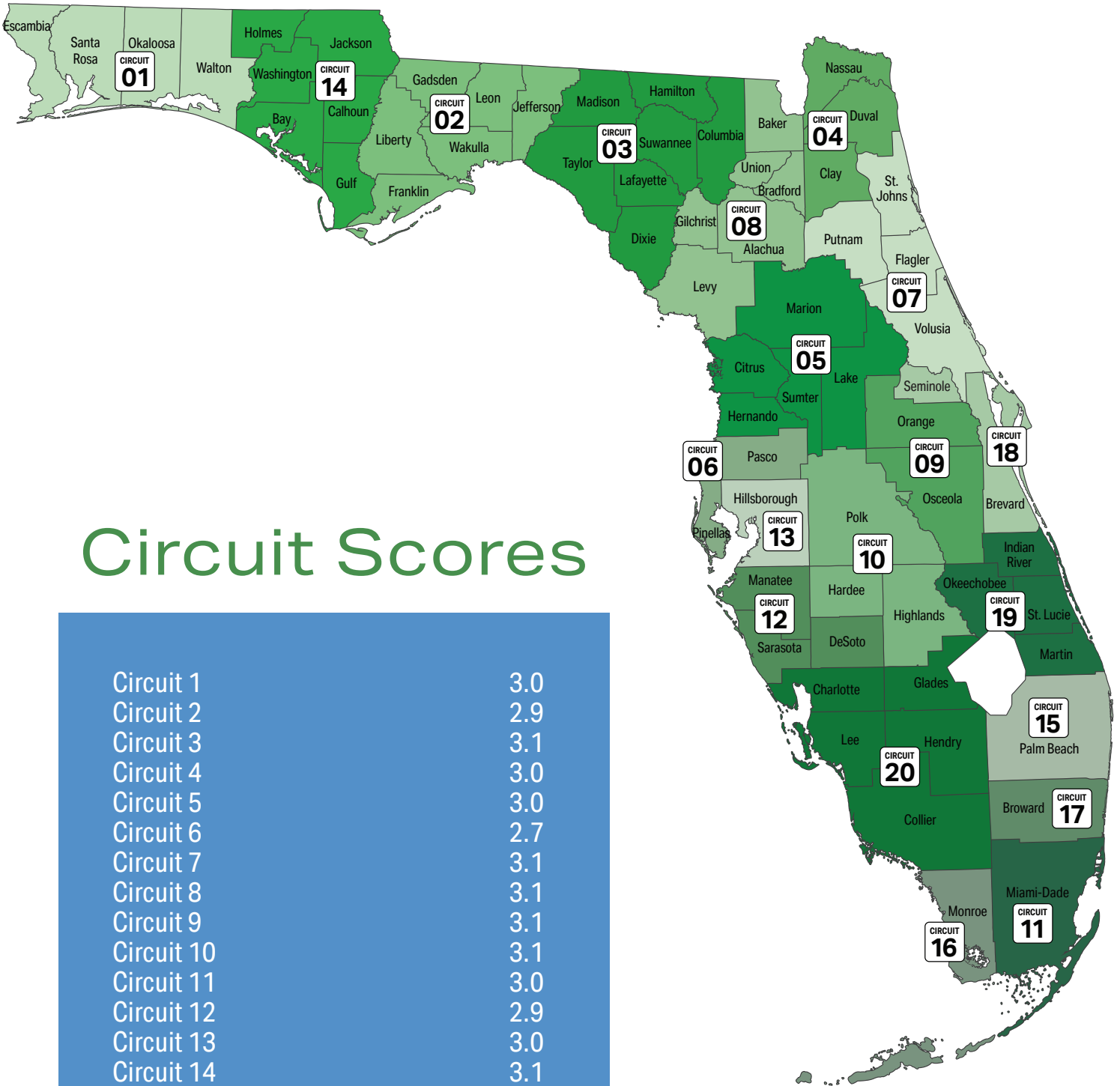
- Establish a statewide collaborative: The Department has identified areas that will have the most significant systemic impact on improving permanency and well-being. The Department is responsible for holistically assessing whether the systems of care is performing effectively, efficiently, and with high quality. The Office of Quality and Innovation will facilitate roundtable discussion(s) with representatives from the Office of Child and Family Well-Being, community stakeholder and partner groups within the system of care, and families receiving services to further establish opportunities for improvement, identify potential systemic barriers and root causes, and cement a cadence for ongoing collaborative improvement efforts.
- Establish circuit-led quality improvement strategies: During FY 21-22, the Department hosted 28 regional meetings. We will begin transitioning these meetings from regional to circuit-specific to enable leaders to engage in meaningful, thought-provoking dialogue at a more granular level, and to develop quality improvement strategies that are reflective of and account for local dynamics.
- Initiate root cause analyses: Through the circuit-level meetings, the Department will conduct root cause analyses with each circuit's leaders to identify specific opportunities for enhanced integration of statewide initiatives.
- Identify and address statewide themes: The Department will compile information from circuit-level quality improvement meetings and associated root cause analyses to guide statewide policy adjustments and drive ongoing performance outcome improvements.

There are opportunities for improvement, and I look forward to ongoing collaboration with our partners in this work as we strive to provide exceptional care to our fellow Floridians.

Contents

Message from Secretary Harris.....	2
Circuit 01	8
Circuit 02	10
Circuit 03	12
Circuit 04	14
Circuit 05	16
Circuit 06	18
Circuit 07	20
Circuit 08	22
Circuit 09	24
Circuit 10	26
Circuit 11	28
Circuit 12	30
Circuit 13	32
Circuit 14	34
Circuit 15	36
Circuit 16	38
Circuit 17	40
Circuit 18	42
Circuit 19	44
Circuit 20	46
Appendix: Methodology	48
Appendix: Metrics	50


This page intentionally left blank.



Circuit Scores

Circuit 1	3.0
Circuit 2	2.9
Circuit 3	3.1
Circuit 4	3.0
Circuit 5	3.0
Circuit 6	2.7
Circuit 7	3.1
Circuit 8	3.1
Circuit 9	3.1
Circuit 10	3.1
Circuit 11	3.0
Circuit 12	2.9
Circuit 13	3.0
Circuit 14	3.1
Circuit 15	3.2
Circuit 16	3.2
Circuit 17	3.1
Circuit 18	3.1
Circuit 19	3.6
Circuit 20	3.0

Legend



Excellent
4.25 – 5.00

Circuit's performance **well exceeds** established standards.



Exceeds Expectations
3.50 – 4.24

Circuit's performance **exceeds** established standards.



Meets Expectations
3.00 – 3.49

Circuit's performance **meets** established standards.



Below Expectations
2.00 – 2.99

Circuit's performance **does not meet** established standards.



Poor
1.00 – 1.99


Circuit's performance is **well below** established standards.

CIRCUIT 01

Escambia
Okaloosa
Santa Rosa
Walton




OVERALL SCORE



3.0

PERMANENCY



2.6

SAFETY



3.5

WELL-BEING



2.4

Circuit Statewide

Total Population	867,602	21,640,766
Population Under 18	166,281	4,211,566
Investigations	12,514	228,539
Removals	542	10,026
Removal Rate Per 1,000 Investigations	43.3	43.9
Children Receiving Services	3,430	58,039
Children Entering Care	1,564	27,334
Children Exiting Care	1,261	24,256
Entry Rate Per 1,000 in the General Population	9.4	6.5
Graduation Rate*	89.6	89.4
Suicide Rate*	19	16.9
Families Below Poverty Level*	8.2%	11.0%

METRIC PERFORMANCE

CIRCUIT 01

Investigations: DCF | Walton County Sheriff's Office
 Lead Agency: FamiliesFirst Network
 Legal Services: DCF

PERMANENCY

	Circuit Performance	Metric Score	Target	Statewide Performance
Children Achieving Permanency in 12 Months for Children in Out-of-Home Care Between 12 and 23 Months	43.4%	2	44.0%	50.2%
Children Achieving Permanency within 12 Months for Children Entering Care	23.0%	2	41.0%	31.4%
Children in OHC Over 15 Months with a Reunification Goal and No TPR Petition Activity	1.6%	5	6.0%	6.6%
Children Initially Placed with Relatives/Non-Relatives	56.3%	2	65.0%	60.9%
Children Placed with Relatives or Non-Relatives	58.0%	2	65.0%	57.7%
Dependency Petitions Filed Timely	82.0%	2	90.0%	92.2%
Draft Orders to Court Submitted Timely	57.3%	2	92.0%	85.6%
Timely Permanency Hearings	96.4%	2	97.0%	96.1%
Median Number of Days from Petition to Final TPR Orders	228	2	180	205
Median Number of Days from Removal to Dependency Disposition	66	4	90	69
Placement Moves per 1,000 Bed Days	10.5	2	4	9.54
Cases for which Concerted Efforts were Made to Ensure Visitation Between a Child in Out-of-Home Care and Parents and Siblings also in OHC	77.2%	3	95.0%	59.6%
Cases with Appropriate Permanency Goals Established in a Timely Manner	89.2%	4	95.0%	85.9%
Cases with Concerted Efforts to Place Sibling Groups in OHC Together at Initial Placement	83.3%	4	95.0%	89.9%

SAFETY

Children Not Abused During In-Home Services	99.2%	5	98.0%	99.2%
Children Not Abused During Out-of-Home Services	99.8%	5	98.0%	99.8%
Children Not Abused in Six months of Termination of Services	98.5%	5	95.0%	96.8%
Children with No Recurrence of Verified Maltreatment within 12 Months of a Prior Verified Maltreatment	92.6%	4	91.0%	93.2%
Investigations with Initial Supervisory Consultation within 5 Days	93.9%	2	95.0%	97.0%
Victims Seen within 24 Hours	92.5%	3	90.0%	91.6%
Cases Accurately Assessed for Impending Danger	90.1%	4	95.0%	90.8%
Cases with Concerted Efforts to Provide Services to Prevent Entry/Re-Entry into Out-of-Home Care	53.3%	3	95.0%	44.8%
Cases with Consultation from Specialists When Indicated	68.3%	3	95.0%	55.0%
Cases with Diligent Efforts to Connect Family to Services	94.1%	4	95.0%	95.3%
Cases with Efforts to Provide Services to Prevent Removal	100.0%	5	95.0%	100.0%
Correct Present Danger Assessments	84.3%	2	95.0%	84.2%
Present Danger Plans Sufficient to Control Identified Threat	65.2%	3	95.0%	66.9%

WELL-BEING


Cases Transferred to Case Management within 10 Business Days	32.2%	2	60.0%	61.4%
Cases with Caseworker Visits with Both Parents Monthly	40.1%	2	80.0%	41.0%
Child Investigations Closed within 60 Days	94.4%	2	99.0%	98.0%
Children Seen Every 30 Days	99.6%	3	99.5%	99.0%
Cases for which Concerted Efforts were Made to Assess and Provide Services to Meet the Needs of Children, Parents, and Foster Parents	64.4%	2	95.0%	66.7%
Cases with Concerted Efforts to Involve Children and Parents in Case Planning	46.9%	1	95.0%	47.4%
Cases with Concerted Efforts to Meet the Educational Needs of the Child	95.1%	5	95.0%	90.7%
Cases with Concerted Efforts to Meet the Mental/Behavioral Health Needs of the Child	59.1%	2	95.0%	56.4%
Cases with Concerted Efforts to Meet the Physical and Dental Health Needs of the Child	65.5%	3	95.0%	66.5%
Cases with Quality Caseworker Visits with Parents to Ensure Safety, Permanency, Well-being, and Support Achievement of Case Goals	44.8%	1	95.0%	38.9%
Cases with Quality Caseworker Visits with the Child	96.7%	5	95.0%	90.1%

CIRCUIT 02

Franklin
Gadsden
Jefferson
Leon
Liberty
Wakulla



OVERALL SCORE



2.9

PERMANENCY



2.9

SAFETY



3.4

WELL-BEING



2.1

Circuit Statewide

Total Population	416,092	21,640,766
Population Under 18	76,961	4,211,566
Investigations	5,643	228,539
Removals	179	10,026
Removal Rate Per 1,000 Investigations	31.7	43.9
Children Receiving Services	1,801	58,039
Children Entering Care	977	27,334
Children Exiting Care	766	24,256
Entry Rate Per 1,000 in the General Population	12.7	6.5
Graduation Rate*	85.2	89.4
Suicide Rate*	12.8	16.9
Families Below Poverty Level*	12.3%	11.0%

* See endnotes

METRIC PERFORMANCE

CIRCUIT 02

Investigations: DCF
Lead Agency: Northwest Florida Health Network
Legal Services: DCF

PERMANENCY

	Circuit Performance	Metric Score	Target	Statewide Performance
Children Achieving Permanency in 12 Months for Children in Out-of-Home Care Between 12 and 23 Months	55.1%	4	44.0%	50.2%
Children Achieving Permanency within 12 Months for Children Entering Care	34.3%	2	41.0%	31.4%
Children in OHC Over 15 Months with a Reunification Goal and No TPR Petition Activity	11.1%	2	6.0%	6.6%
Children Initially Placed with Relatives/Non-Relatives	65.6%	3	65.0%	60.9%
Children Placed with Relatives or Non-Relatives	60.0%	2	65.0%	57.7%
Dependency Petitions Filed Timely	84.9%	2	90.0%	92.2%
Draft Orders to Court Submitted Timely	63.3%	2	92.0%	85.6%
Timely Permanency Hearings	94.7%	2	97.0%	96.1%
Median Number of Days from Petition to Final TPR Orders	221	2	180	205
Median Number of Days from Removal to Dependency Disposition	56	5	90	69
Placement Moves per 1,000 Bed Days	8.3	2	4	9.54
Cases for which Concerted Efforts were Made to Ensure Visitation Between a Child in Out-of-Home Care and Parents and Siblings also in OHC	69.1%	3	95.0%	59.6%
Cases with Appropriate Permanency Goals Established in a Timely Manner	81.1%	3	95.0%	85.9%
Cases with Concerted Efforts to Place Sibling Groups in OHC Together at Initial Placement	100.0%	5	95.0%	89.9%

SAFETY

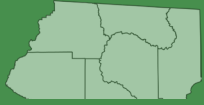
Children Not Abused During In-Home Services	99.2%	5	98.0%	99.2%
Children Not Abused During Out-of-Home Services	99.9%	5	98.0%	99.8%
Children Not Abused in Six months of Termination of Services	97.2%	4	95.0%	96.8%
Children with No Recurrence of Verified Maltreatment within 12 Months of a Prior Verified Maltreatment	94.6%	5	91.0%	93.2%
Investigations with Initial Supervisory Consultation within 5 Days	95.0%	3	95.0%	97.0%
Victims Seen within 24 Hours	90.7%	3	90.0%	91.6%
Cases Accurately Assessed for Impending Danger	83.6%	3	95.0%	90.8%
Cases with Concerted Efforts to Provide Services to Prevent Entry/Re-Entry into Out-of-Home Care	37.5%	2	95.0%	44.8%
Cases with Consultation from Specialists When Indicated	43.9%	2	95.0%	55.0%
Cases with Diligent Efforts to Connect Family to Services	87.5%	4	95.0%	95.3%
Cases with Efforts to Provide Services to Prevent Removal	100.0%	5	95.0%	100.0%
Correct Present Danger Assessments	83.4%	1	95.0%	84.2%
Present Danger Plans Sufficient to Control Identified Threat	75.0%	4	95.0%	66.9%

WELL-BEING


Cases Transferred to Case Management within 10 Business Days	30.0%	2	60.0%	61.4%
Cases with Caseworker Visits with Both Parents Monthly	45.4%	2	80.0%	41.0%
Child Investigations Closed within 60 Days	98.5%	2	99.0%	98.0%
Children Seen Every 30 Days	99.6%	3	99.5%	99.0%
Cases for which Concerted Efforts were Made to Assess and Provide Services to Meet the Needs of Children, Parents, and Foster Parents	55.4%	1	95.0%	66.7%
Cases with Concerted Efforts to Involve Children and Parents in Case Planning	28.7%	1	95.0%	47.4%
Cases with Concerted Efforts to Meet the Educational Needs of the Child	94.9%	4	95.0%	90.7%
Cases with Concerted Efforts to Meet the Mental/Behavioral Health Needs of the Child	51.7%	1	95.0%	56.4%
Cases with Concerted Efforts to Meet the Physical and Dental Health Needs of the Child	53.7%	2	95.0%	66.5%
Cases with Quality Caseworker Visits with Parents to Ensure Safety, Permanency, Well-being, and Support Achievement of Case Goals	39.5%	1	95.0%	38.9%
Cases with Quality Caseworker Visits with the Child	91.5%	4	95.0%	90.1%

CIRCUIT 03

Columbia
Dixie
Hamilton
Lafayette
Madison
Suwannee
Taylor




OVERALL SCORE



3.1

PERMANENCY




3.0

SAFETY



3.6

WELL-BEING



2.1

Circuit Statewide

Total Population	198,673	21,640,766
Population Under 18	39,924	4,211,566
Investigations	3,356	228,539
Removals	191	10,026
Removal Rate Per 1,000 Investigations	56.9	43.9
Children Receiving Services	1,106	58,039
Children Entering Care	676	27,334
Children Exiting Care	567	24,256
Entry Rate Per 1,000 in the General Population	16.9	6.5
Graduation Rate*	91.6	89.4
Suicide Rate*	18.4	16.9
Families Below Poverty Level*	14.9%	11.0%

* See endnotes

METRIC PERFORMANCE

CIRCUIT 03

Investigations: DCF
Lead Agency: Partnership for Strong Families
Legal Services: DCF

PERMANENCY

	Circuit Performance	Metric Score	Target	Statewide Performance
Children Achieving Permanency in 12 Months for Children in Out-of-Home Care Between 12 and 23 Months	55.4%	4	44.0%	50.2%
Children Achieving Permanency within 12 Months for Children Entering Care	24.9%	2	41.0%	31.4%
Children in OHC Over 15 Months with a Reunification Goal and No TPR Petition Activity	4.7%	3	6.0%	6.6%
Children Initially Placed with Relatives/Non-Relatives	73.9%	4	65.0%	60.9%
Children Placed with Relatives or Non-Relatives	63.3%	2	65.0%	57.7%
Dependency Petitions Filed Timely	74.1%	2	90.0%	92.2%
Draft Orders to Court Submitted Timely	62.0%	2	92.0%	85.6%
Timely Permanency Hearings	95.2%	2	97.0%	96.1%
Median Number of Days from Petition to Final TPR Orders	141	3	180	205
Median Number of Days from Removal to Dependency Disposition	63	4	90	69
Placement Moves per 1,000 Bed Days	7	2	4	9.54
Cases for which Concerted Efforts were Made to Ensure Visitation Between a Child in Out-of-Home Care and Parents and Siblings also in OHC	54.8%	2	95.0%	59.6%
Cases with Appropriate Permanency Goals Established in a Timely Manner	82.5%	3	95.0%	85.9%
Cases with Concerted Efforts to Place Sibling Groups in OHC Together at Initial Placement	100.0%	5	95.0%	89.9%

SAFETY


Children Not Abused During In-Home Services	99.5%	5	98.0%	99.2%
Children Not Abused During Out-of-Home Services	99.8%	5	98.0%	99.8%
Children Not Abused in Six months of Termination of Services	98.7%	5	95.0%	96.8%
Children with No Recurrence of Verified Maltreatment within 12 Months of a Prior Verified Maltreatment	93.8%	5	91.0%	93.2%
Investigations with Initial Supervisory Consultation within 5 Days	96.0%	3	95.0%	97.0%
Victims Seen within 24 Hours	93.3%	4	90.0%	91.6%
Cases Accurately Assessed for Impending Danger	92%	4	95.0%	90.8%
Cases with Concerted Efforts to Provide Services to Prevent Entry/Re-Entry into Out-of-Home Care	33.3%	2	95.0%	44.8%
Cases with Consultation from Specialists When Indicated	42.0%	2	95.0%	55.0%
Cases with Diligent Efforts to Connect Family to Services	100%	5	95.0%	95.3%
Cases with Efforts to Provide Services to Prevent Removal	100%	5	95.0%	100.0%
Correct Present Danger Assessments	90.4%	3	95.0%	84.2%
Present Danger Plans Sufficient to Control Identified Threat	65.5%	3	95.0%	66.9%

WELL-BEING

Cases Transferred to Case Management within 10 Business Days	31.3%	2	60.0%	61.4%
Cases with Caseworker Visits with Both Parents Monthly	47.3%	2	80.0%	41.0%
Child Investigations Closed within 60 Days	99.1%	3	99.0%	98.0%
Children Seen Every 30 Days	99.9%	3	99.5%	99.0%
Cases for which Concerted Efforts were Made to Assess and Provide Services to Meet the Needs of Children, Parents, and Foster Parents	60.6%	1	95.0%	66.7%
Cases with Concerted Efforts to Involve Children and Parents in Case Planning	35.8%	1	95.0%	47.4%
Cases with Concerted Efforts to Meet the Educational Needs of the Child	75.4%	2	95.0%	90.7%
Cases with Concerted Efforts to Meet the Mental/Behavioral Health Needs of the Child	45.2%	1	95.0%	56.4%
Cases with Concerted Efforts to Meet the Physical and Dental Health Needs of the Child	44.8%	1	95.0%	66.5%
Cases with Quality Caseworker Visits with Parents to Ensure Safety, Permanency, Well-being, and Support Achievement of Case Goals	36.9%	1	95.0%	38.9%
Cases with Quality Caseworker Visits with the Child	91.8%	4	95.0%	90.1%



OVERALL
SCORE



3.0

PERMANENCY



2.9

SAFETY



3.4

WELL-BEING



2.4

Circuit Statewide

Total Population
Population Under 18

1,296,097
281,486

21,640,766
4,211,566

Investigations
Removals
Removal Rate Per 1,000 Investigations

17,550
576
32.8

228,539
10,026
43.9

Children Receiving Services
Children Entering Care
Children Exiting Care
Entry Rate Per 1,000 in the General Population

4,449
2,203
1,817
7.8

58,039
27,334
24,256
6.5

Graduation Rate*
Suicide Rate*
Families Below Poverty Level*

91.7
17.1
8.6%

89.4
16.9
11.0%

METRIC PERFORMANCE

CIRCUIT 04

Investigations: DCF
 Lead Agency: Family Support Services of North Florida, Inc (Duval and Nassau) | Kids First of Florida (Clay)
 Legal Services: DCF

PERMANENCY

	Circuit Performance	Metric Score	Target	Statewide Performance
Children Achieving Permanency in 12 Months for Children in Out-of-Home Care Between 12 and 23 Months	62.0%	5	44.0%	50.2%
Children Achieving Permanency within 12 Months for Children Entering Care	35.8%	2	41.0%	31.4%
Children in OHC Over 15 Months with a Reunification Goal and No TPR Petition Activity	3.7%	3	6.0%	6.6%
Children Initially Placed with Relatives/Non-Relatives	59.3%	2	65.0%	60.9%
Children Placed with Relatives or Non-Relatives	50.8%	2	65.0%	57.7%
Dependency Petitions Filed Timely	67.4%	2	90.0%	92.2%
Draft Orders to Court Submitted Timely	74.9%	2	92.0%	85.6%
Timely Permanency Hearings	95.3%	2	97.0%	96.1%
Median Number of Days from Petition to Final TPR Orders	121	3	180	205
Median Number of Days from Removal to Dependency Disposition	35	5	90	69
Placement Moves per 1,000 Bed Days	10.2	2	4	9.54
Cases for which Concerted Efforts were Made to Ensure Visitation Between a Child in Out-of-Home Care and Parents and Siblings also in OHC	56.5%	2	95.0%	59.6%
Cases with Appropriate Permanency Goals Established in a Timely Manner	93.5%	4	95.0%	85.9%
Cases with Concerted Efforts to Place Sibling Groups in OHC Together at Initial Placement	100.0%	5	95.0%	89.9%

SAFETY

Children Not Abused During In-Home Services	99.3%	5	98.0%	99.2%
Children Not Abused During Out-of-Home Services	99.8%	5	98.0%	99.8%
Children Not Abused in Six months of Termination of Services	96.9%	4	95.0%	96.8%
Children with No Recurrence of Verified Maltreatment within 12 Months of a Prior Verified Maltreatment	94.2%	5	91.0%	93.2%
Investigations with Initial Supervisory Consultation within 5 Days	97.9%	4	95.0%	97.0%
Victims Seen within 24 Hours	90.4%	3	90.0%	91.6%
Cases Accurately Assessed for Impending Danger	91%	4	95.0%	90.8%
Cases with Concerted Efforts to Provide Services to Prevent Entry/Re-Entry into Out-of-Home Care	38.5%	2	95.0%	44.8%
Cases with Consultation from Specialists When Indicated	44.3%	2	95.0%	55.0%
Cases with Diligent Efforts to Connect Family to Services	95.5%	5	95.0%	95.3%
Cases with Efforts to Provide Services to Prevent Removal	100%	5	95.0%	100.0%
Correct Present Danger Assessments	83.2%	1	95.0%	84.2%
Present Danger Plans Sufficient to Control Identified Threat	62.2%	3	95.0%	66.9%

WELL-BEING


Cases Transferred to Case Management within 10 Business Days	83.3%	3	60.0%	61.4%
Cases with Caseworker Visits with Both Parents Monthly	55.5%	2	80.0%	41.0%
Child Investigations Closed within 60 Days	99.3%	3	99.0%	98.0%
Children Seen Every 30 Days	98.8%	2	99.5%	99.0%
Cases for which Concerted Efforts were Made to Assess and Provide Services to Meet the Needs of Children, Parents, and Foster Parents	69.3%	2	95.0%	66.7%
Cases with Concerted Efforts to Involve Children and Parents in Case Planning	41.1%	1	95.0%	47.4%
Cases with Concerted Efforts to Meet the Educational Needs of the Child	94.1%	4	95.0%	90.7%
Cases with Concerted Efforts to Meet the Mental/Behavioral Health Needs of the Child	42.4%	1	95.0%	56.4%
Cases with Concerted Efforts to Meet the Physical and Dental Health Needs of the Child	65.4%	3	95.0%	66.5%
Cases with Quality Caseworker Visits with Parents to Ensure Safety, Permanency, Well-being, and Support Achievement of Case Goals	42.1%	1	95.0%	38.9%
Cases with Quality Caseworker Visits with the Child	95.5%	5	95.0%	90.1%

CIRCUIT 05

Citrus
Hernando
Lake
Marion
Sumter



OVERALL SCORE



3.0

PERMANENCY



2.7

SAFETY



3.8

WELL-BEING



2.0

Circuit Statewide

Total Population	1,211,355	21,640,766
Population Under 18	201,773	4,211,566
Investigations	16,001	228,539
Removals	742	10,026
Removal Rate Per 1,000 Investigations	46.4	43.9
Children Receiving Services	4,138	58,039
Children Entering Care	1,821	27,334
Children Exiting Care	1,727	24,256
Entry Rate Per 1,000 in the General Population	9.0	6.5
Graduation Rate*	89.0	89.4
Suicide Rate*	17.7	16.9
Families Below Poverty Level*	9.0%	11.0%

METRIC PERFORMANCE

CIRCUIT 05

Investigations: DCF
Lead Agency: Kids Central, Inc.
Legal Services: DCF

PERMANENCY

	Circuit Performance	Metric Score	Target	Statewide Performance
Children Achieving Permanency in 12 Months for Children in Out-of-Home Care Between 12 and 23 Months	40.4%	2	44.0%	50.2%
Children Achieving Permanency within 12 Months for Children Entering Care	33.2%	2	41.0%	31.4%
Children in OHC Over 15 Months with a Reunification Goal and No TPR Petition Activity	8.0%	2	6.0%	6.6%
Children Initially Placed with Relatives/Non-Relatives	68.3%	3	65.0%	60.9%
Children Placed with Relatives or Non-Relatives	60.8%	2	65.0%	57.7%
Dependency Petitions Filed Timely	94.7%	3	90.0%	92.2%
Draft Orders to Court Submitted Timely	88.6%	2	92.0%	85.6%
Timely Permanency Hearings	96.4%	2	97.0%	96.1%
Median Number of Days from Petition to Final TPR Orders	231	2	180	205
Median Number of Days from Removal to Dependency Disposition	111	2	90	69
Placement Moves per 1,000 Bed Days	11.2	2	4	9.54
Cases for which Concerted Efforts were Made to Ensure Visitation Between a Child in Out-of-Home Care and Parents and Siblings also in OHC	45.6%	2	95.0%	59.6%
Cases with Appropriate Permanency Goals Established in a Timely Manner	87.5%	4	95.0%	85.9%
Cases with Concerted Efforts to Place Sibling Groups in OHC Together at Initial Placement	100.0%	5	95.0%	89.9%

SAFETY

Children Not Abused During In-Home Services	99.1%	5	98.0%	99.2%
Children Not Abused During Out-of-Home Services	99.9%	5	98.0%	99.8%
Children Not Abused in Six months of Termination of Services	96.4%	3	95.0%	96.8%
Children with No Recurrence of Verified Maltreatment within 12 Months of a Prior Verified Maltreatment	94.6%	5	91.0%	93.2%
Investigations with Initial Supervisory Consultation within 5 Days	99.5%	5	95.0%	97.0%
Victims Seen within 24 Hours	94.6%	5	90.0%	91.6%
Cases Accurately Assessed for Impending Danger	92.7%	4	95.0%	90.8%
Cases with Concerted Efforts to Provide Services to Prevent Entry/Re-Entry into Out-of-Home Care	35.7%	2	95.0%	44.8%
Cases with Consultation from Specialists When Indicated	53.9%	3	95.0%	55.0%
Cases with Diligent Efforts to Connect Family to Services	100.0%	5	95.0%	95.3%
Cases with Efforts to Provide Services to Prevent Removal	100.0%	5	95.0%	100.0%
Correct Present Danger Assessments	85.2%	2	95.0%	84.2%
Present Danger Plans Sufficient to Control Identified Threat	86.1%	4	95.0%	66.9%

WELL-BEING

Cases Transferred to Case Management within 10 Business Days	69.4%	3	60.0%	61.4%
Cases with Caseworker Visits with Both Parents Monthly	43.4%	2	80.0%	41.0%
Child Investigations Closed within 60 Days	99.9%	3	99.0%	98.0%
Children Seen Every 30 Days	99.3%	2	99.5%	99.0%
Cases for which Concerted Efforts were Made to Assess and Provide Services to Meet the Needs of Children, Parents, and Foster Parents	57.1%	1	95.0%	66.7%
Cases with Concerted Efforts to Involve Children and Parents in Case Planning	41.9%	1	95.0%	47.4%
Cases with Concerted Efforts to Meet the Educational Needs of the Child	88.2%	4	95.0%	90.7%
Cases with Concerted Efforts to Meet the Mental/Behavioral Health Needs of the Child	43.3%	1	95.0%	56.4%
Cases with Concerted Efforts to Meet the Physical and Dental Health Needs of the Child	60.2%	2	95.0%	66.5%
Cases with Quality Caseworker Visits with Parents to Ensure Safety, Permanency, Well-being, and Support Achievement of Case Goals	32.7%	1	95.0%	38.9%
Cases with Quality Caseworker Visits with the Child	69.1%	2	95.0%	90.1%



OVERALL
SCORE



2.7

PERMANENCY



2.8

SAFETY



2.8

WELL-BEING



1.9

Circuit Statewide

Total Population	1,526,169	21,640,766
Population Under 18	266,441	4,211,566

Investigations	17,296	228,539
Removals	1,194	10,026
Removal Rate Per 1,000 Investigations	69.0	43.9

Children Receiving Services	6,175	58,039
Children Entering Care	2,889	27,334
Children Exiting Care	2,450	24,256
Entry Rate Per 1,000 in the General Population	10.8	6.5

Graduation Rate*	90.7	89.4
Suicide Rate*	16.9	16.9
Families Below Poverty Level*	8.0%	11.0%

* See endnotes

METRIC PERFORMANCE

CIRCUIT 06

Investigations: Pasco County Sheriff's Office | Pinellas County Sheriff's Office
 Lead Agency: Eckerd | Family Support Services¹
 Legal Services: State Attorney's Office

PERMANENCY

	Circuit Performance	Metric Score	Target	Statewide Performance
Children Achieving Permanency in 12 Months for Children in Out-of-Home Care Between 12 and 23 Months	46.4%	3	44.0%	50.2%
Children Achieving Permanency within 12 Months for Children Entering Care	26.9%	2	41.0%	31.4%
Children in OHC Over 15 Months with a Reunification Goal and No TPR Petition Activity	8.1%	2	6.0%	6.6%
Children Initially Placed with Relatives/Non-Relatives	59%	2	65.0%	60.9%
Children Placed with Relatives or Non-Relatives	54.8%	2	65.0%	57.7%
Dependency Petitions Filed Timely	95%	3	90.0%	92.2%
Draft Orders to Court Submitted Timely	97.4%	3	92.0%	85.6%
Timely Permanency Hearings	94.1%	2	97.0%	96.1%
Median Number of Days from Petition to Final TPR Orders	182	2	180	205
Median Number of Days from Removal to Dependency Disposition	36	5	90	69
Placement Moves per 1,000 Bed Days	10.2	2	4	9.54
Cases for which Concerted Efforts were Made to Ensure Visitation Between a Child in Out-of-Home Care and Parents and Siblings also in OHC	46.0%	2	95.0%	59.6%
Cases with Appropriate Permanency Goals Established in a Timely Manner	86.3%	4	95.0%	85.9%
Cases with Concerted Efforts to Place Sibling Groups in OHC Together at Initial Placement	100.0%	5	95.0%	89.9%

SAFETY

Children Not Abused During In-Home Services	98.6%	5	98.0%	99.2%
Children Not Abused During Out-of-Home Services	99.8%	5	98.0%	99.8%
Children Not Abused in Six months of Termination of Services	95.2%	3	95.0%	96.8%
Children with No Recurrence of Verified Maltreatment within 12 Months of a Prior Verified Maltreatment	89%	2	91.0%	93.2%
Investigations with Initial Supervisory Consultation within 5 Days	89.4%	2	95.0%	97.0%
Victims Seen within 24 Hours	91.0%	3	90.0%	91.6%
Cases Accurately Assessed for Impending Danger	93.8%	4	95.0%	90.8%
Cases with Concerted Efforts to Provide Services to Prevent Entry/Re-Entry into Out-of-Home Care	33.3%	2	95.0%	44.8%
Cases with Consultation from Specialists When Indicated	53.2%	3	95.0%	55.0%
Cases with Diligent Efforts to Connect Family to Services	71.4%	2	95.0%	95.3%
Cases with Efforts to Provide Services to Prevent Removal	100%	5	95.0%	100.0%
Correct Present Danger Assessments	84.1%	2	95.0%	84.2%
Present Danger Plans Sufficient to Control Identified Threat	50%	3	95.0%	66.9%

WELL-BEING

Cases Transferred to Case Management within 10 Business Days	64.5%	3	60.0%	61.4%
Cases with Caseworker Visits with Both Parents Monthly	33.7%	2	80.0%	41.0%
Child Investigations Closed within 60 Days	99.2%	3	99.0%	98.0%
Children Seen Every 30 Days	96.9%	2	99.5%	99.0%
Cases for which Concerted Efforts were Made to Assess and Provide Services to Meet the Needs of Children, Parents, and Foster Parents	61.6%	2	95.0%	66.7%
Cases with Concerted Efforts to Involve Children and Parents in Case Planning	39.7%	1	95.0%	47.4%
Cases with Concerted Efforts to Meet the Educational Needs of the Child	89.4%	4	95.0%	90.7%
Cases with Concerted Efforts to Meet the Mental/Behavioral Health Needs of the Child	59.3%	2	95.0%	56.4%
Cases with Concerted Efforts to Meet the Physical and Dental Health Needs of the Child	58.7%	2	95.0%	66.5%
Cases with Quality Caseworker Visits with Parents to Ensure Safety, Permanency, Well-being, and Support Achievement of Case Goals	24%	1	95.0%	38.9%
Cases with Quality Caseworker Visits with the Child	77.3%	3	95.0%	90.1%


¹ Family Support Services of SunCoast took effect Jan. 1, 2022; Eckerd was the lead agency for the first six months of the timeframe covered in the report.

CIRCUIT 07

Flagler
Putnam
St. Johns
Volusia




OVERALL SCORE



3.1

PERMANENCY




2.6

SAFETY



3.7

WELL-BEING



2.7

Circuit Statewide

Total Population	1,168,873	21,640,766
Population Under 18	186,762	4,211,566
Investigations	12,008	228,539
Removals	424	10,026
Removal Rate Per 1,000 Investigations	35.3	43.9
Children Receiving Services	2,909	58,039
Children Entering Care	1,308	27,334
Children Exiting Care	1,332	24,256
Entry Rate Per 1,000 in the General Population	7.0	6.5
Graduation Rate*	91.2	89.4
Suicide Rate*	22.1	16.9
Families Below Poverty Level*	9.2%	11.0%

METRIC PERFORMANCE

CIRCUIT 07

Investigations: DCF
 Lead Agencies: Community Partnership for Children, Inc. (Flagler, Putnam, Volusia)
 St. Johns County Board of County Commissioners Family Integrity Program
 Legal Services: DCF

PERMANENCY

	Circuit Performance	Metric Score	Target	Statewide Performance
Children Achieving Permanency in 12 Months for Children in Out-of-Home Care Between 12 and 23 Months	42.2%	2	44.0%	50.2%
Children Achieving Permanency within 12 Months for Children Entering Care	30.0%	2	41.0%	31.4%
Children in OHC Over 15 Months with a Reunification Goal and No TPR Petition Activity	7.7%	2	6.0%	6.6%
Children Initially Placed with Relatives/Non-Relatives	66.0%	3	65.0%	60.9%
Children Placed with Relatives or Non-Relatives	56.5%	2	65.0%	57.7%
Dependency Petitions Filed Timely	85.9%	2	90.0%	92.2%
Draft Orders to Court Submitted Timely	83.5%	2	92.0%	85.6%
Timely Permanency Hearings	97.1%	3	97.0%	96.1%
Median Number of Days from Petition to Final TPR Orders	251	2	180	205
Median Number of Days from Removal to Dependency Disposition	92	2	90	69
Placement Moves per 1,000 Bed Days	6.6	2	4	9.54
Cases for which Concerted Efforts were Made to Ensure Visitation Between a Child in Out-of-Home Care and Parents and Siblings also in OHC	71.0%	3	95.0%	59.6%
Cases with Appropriate Permanency Goals Established in a Timely Manner	79.1%	3	95.0%	85.9%
Cases with Concerted Efforts to Place Sibling Groups in OHC Together at Initial Placement	75.0%	4	95.0%	89.9%

SAFETY

Children Not Abused During In-Home Services	99.2%	5	98.0%	99.2%
Children Not Abused During Out-of-Home Services	99.9%	5	98.0%	99.8%
Children Not Abused in Six months of Termination of Services	96.8%	4	95.0%	96.8%
Children with No Recurrence of Verified Maltreatment within 12 Months of a Prior Verified Maltreatment	95%	5	91.0%	93.2%
Investigations with Initial Supervisory Consultation within 5 Days	98.5%	4	95.0%	97.0%
Victims Seen within 24 Hours	92.8%	3	90.0%	91.6%
Cases Accurately Assessed for Impending Danger	88.4%	3	95.0%	90.8%
Cases with Concerted Efforts to Provide Services to Prevent Entry/Re-Entry into Out-of-Home Care	75%	4	95.0%	44.8%
Cases with Consultation from Specialists When Indicated	48.5%	2	95.0%	55.0%
Cases with Diligent Efforts to Connect Family to Services	100%	5	95.0%	95.3%
Cases with Efforts to Provide Services to Prevent Removal	100%	5	95.0%	100.0%
Correct Present Danger Assessments	82.2%	1	95.0%	84.2%
Present Danger Plans Sufficient to Control Identified Threat	63.6%	3	95.0%	66.9%

WELL-BEING


Cases Transferred to Case Management within 10 Business Days	83.2%	3	60.0%	61.4%
Cases with Caseworker Visits with Both Parents Monthly	33.5%	2	80.0%	41.0%
Child Investigations Closed within 60 Days	99.6%	3	99.0%	98.0%
Children Seen Every 30 Days	99.4%	2	99.5%	99.0%
Cases for which Concerted Efforts were Made to Assess and Provide Services to Meet the Needs of Children, Parents, and Foster Parents	71.4%	2	95.0%	66.7%
Cases with Concerted Efforts to Involve Children and Parents in Case Planning	58.9%	2	95.0%	47.4%
Cases with Concerted Efforts to Meet the Educational Needs of the Child	96.8%	5	95.0%	90.7%
Cases with Concerted Efforts to Meet the Mental/Behavioral Health Needs of the Child	60%	2	95.0%	56.4%
Cases with Concerted Efforts to Meet the Physical and Dental Health Needs of the Child	73.5%	3	95.0%	66.5%
Cases with Quality Caseworker Visits with Parents to Ensure Safety, Permanency, Well-being, and Support Achievement of Case Goals	48.4%	1	95.0%	38.9%
Cases with Quality Caseworker Visits with the Child	96.8%	5	95.0%	90.1%

CIRCUIT 08

Alachua
Baker
Bradford
Gilchrist
Levy
Union




OVERALL SCORE



3.1

PERMANENCY



3.0

SAFETY



3.6

WELL-BEING



2.4

Circuit Statewide

Total Population	402,965	21,640,766
Population Under 18	75,017	4,211,566
Investigations	6,114	228,539
Removals	245	10,026
Removal Rate Per 1,000 Investigations	40.1	43.9
Children Receiving Services	1,492	58,039
Children Entering Care	673	27,334
Children Exiting Care	748	24,256
Entry Rate Per 1,000 in the General Population	9.0	6.5
Graduation Rate*	88.0	89.4
Suicide Rate*	21.2	16.9
Families Below Poverty Level*	11.7%	11.0%

METRIC PERFORMANCE

CIRCUIT 08

Investigations: DCF
Lead Agency: Partnership for Strong Families
Legal Services: DCF

PERMANENCY

	Circuit Performance	Metric Score	Target	Statewide Performance
Children Achieving Permanency in 12 Months for Children in Out-of-Home Care Between 12 and 23 Months	64.8%	5	44.0%	50.2%
Children Achieving Permanency within 12 Months for Children Entering Care	22.2%	2	41.0%	31.4%
Children in OHC Over 15 Months with a Reunification Goal and No TPR Petition Activity	3.4%	3	6.0%	6.6%
Children Initially Placed with Relatives/Non-Relatives	71.1%	3	65.0%	60.9%
Children Placed with Relatives or Non-Relatives	65.0%	2	65.0%	57.7%
Dependency Petitions Filed Timely	90.8%	3	90.0%	92.2%
Draft Orders to Court Submitted Timely	59.7%	2	92.0%	85.6%
Timely Permanency Hearings	95.9%	2	97.0%	96.1%
Median Number of Days from Petition to Final TPR Orders	159.5	3	180	205
Median Number of Days from Removal to Dependency Disposition	66	4	90	69
Placement Moves per 1,000 Bed Days	9.7	2	4	9.54
Cases for which Concerted Efforts were Made to Ensure Visitation Between a Child in Out-of-Home Care and Parents and Siblings also in OHC	43.9%	2	95.0%	59.6%
Cases with Appropriate Permanency Goals Established in a Timely Manner	87.0%	4	95.0%	85.9%
Cases with Concerted Efforts to Place Sibling Groups in OHC Together at Initial Placement	100.0%	5	95.0%	89.9%

SAFETY


Children Not Abused During In-Home Services	99.2%	5	98.0%	99.2%
Children Not Abused During Out-of-Home Services	99.9%	5	98.0%	99.8%
Children Not Abused in Six months of Termination of Services	98.7%	5	95.0%	96.8%
Children with No Recurrence of Verified Maltreatment within 12 Months of a Prior Verified Maltreatment	94.8%	5	91.0%	93.2%
Investigations with Initial Supervisory Consultation within 5 Days	94.9%	2	95.0%	97.0%
Victims Seen within 24 Hours	85.1%	2	90.0%	91.6%
Cases Accurately Assessed for Impending Danger	85.9%	3	95.0%	90.8%
Cases with Concerted Efforts to Provide Services to Prevent Entry/Re-Entry into Out-of-Home Care	83.3%	4	95.0%	44.8%
Cases with Consultation from Specialists When Indicated	38.8%	2	95.0%	55.0%
Cases with Diligent Efforts to Connect Family to Services	93.3%	4	95.0%	95.3%
Cases with Efforts to Provide Services to Prevent Removal	100.0%	5	95.0%	100.0%
Correct Present Danger Assessments	80.4%	1	95.0%	84.2%
Present Danger Plans Sufficient to Control Identified Threat	79.4%	4	95.0%	66.9%

WELL-BEING

Cases Transferred to Case Management within 10 Business Days	34.1%	2	60.0%	61.4%
Cases with Caseworker Visits with Both Parents Monthly	51.2%	2	80.0%	41.0%
Child Investigations Closed within 60 Days	99.3%	3	99.0%	98.0%
Children Seen Every 30 Days	99.9%	3	99.5%	99.0%
Cases for which Concerted Efforts were Made to Assess and Provide Services to Meet the Needs of Children, Parents, and Foster Parents	67.9%	2	95.0%	66.7%
Cases with Concerted Efforts to Involve Children and Parents in Case Planning	46.1%	1	95.0%	47.4%
Cases with Concerted Efforts to Meet the Educational Needs of the Child	88.7%	4	95.0%	90.7%
Cases with Concerted Efforts to Meet the Mental/Behavioral Health Needs of the Child	60.7%	2	95.0%	56.4%
Cases with Concerted Efforts to Meet the Physical and Dental Health Needs of the Child	59.7%	2	95.0%	66.5%
Cases with Quality Caseworker Visits with Parents to Ensure Safety, Permanency, Well-being, and Support Achievement of Case Goals	33.7%	1	95.0%	38.9%
Cases with Quality Caseworker Visits with the Child	93.5%	4	95.0%	90.1%




OVERALL
SCORE



3.1

PERMANENCY



2.8

SAFETY



3.8

WELL-BEING



2.0

Circuit Statewide

Total Population
Population Under 18

1,814,763
392,934

21,640,766
4,211,566

Investigations
Removals
Removal Rate Per 1,000 Investigations

19,819
579
29.2

228,539
10,026
43.9

Children Receiving Services
Children Entering Care
Children Exiting Care
Entry Rate Per 1,000 in the General Population

3,920
1,566
1,379
4.0

58,039
27,334
24,256
6.5

Graduation Rate*
Suicide Rate*
Families Below Poverty Level*

90.6
9.1
10.7%

89.4
16.9
11.0%

METRIC PERFORMANCE

CIRCUIT 09

Investigations: DCF
Lead Agency: Embrace Families
Legal Services: DCF

PERMANENCY

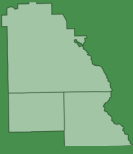
	Circuit Performance	Metric Score	Target	Statewide Performance
Children Achieving Permanency in 12 Months for Children in Out-of-Home Care Between 12 and 23 Months	47.1%	3	44.0%	50.2%
Children Achieving Permanency within 12 Months for Children Entering Care	27.1%	2	41.0%	31.4%
Children in OHC Over 15 Months with a Reunification Goal and No TPR Petition Activity	6.3%	2	6.0%	6.6%
Children Initially Placed with Relatives/Non-Relatives	65.9%	3	65.0%	60.9%
Children Placed with Relatives or Non-Relatives	64.9%	2	65.0%	57.7%
Dependency Petitions Filed Timely	91.8%	3	90.0%	92.2%
Draft Orders to Court Submitted Timely	89.8%	2	92.0%	85.6%
Timely Permanency Hearings	96.5%	2	97.0%	96.1%
Median Number of Days from Petition to Final TPR Orders	238	2	180	205
Median Number of Days from Removal to Dependency Disposition	61	4	90	69
Placement Moves per 1,000 Bed Days	14.5	2	4	9.54
Cases for which Concerted Efforts were Made to Ensure Visitation Between a Child in Out-of-Home Care and Parents and Siblings also in OHC	43.4%	1	95.0%	59.6%
Cases with Appropriate Permanency Goals Established in a Timely Manner	85.7%	4	95.0%	85.9%
Cases with Concerted Efforts to Place Sibling Groups in OHC Together at Initial Placement	100.0%	5	95.0%	89.9%

SAFETY


Children Not Abused During In-Home Services	99.1%	5	98.0%	99.2%
Children Not Abused During Out-of-Home Services	99.7%	5	98.0%	99.8%
Children Not Abused in Six months of Termination of Services	97.6%	5	95.0%	96.8%
Children with No Recurrence of Verified Maltreatment within 12 Months of a Prior Verified Maltreatment	94.2%	5	91.0%	93.2%
Investigations with Initial Supervisory Consultation within 5 Days	99.1%	5	95.0%	97.0%
Victims Seen within 24 Hours	92.7%	3	90.0%	91.6%
Cases Accurately Assessed for Impending Danger	92.0%	4	95.0%	90.8%
Cases with Concerted Efforts to Provide Services to Prevent Entry/Re-Entry into Out-of-Home Care	38.5%	2	95.0%	44.8%
Cases with Consultation from Specialists When Indicated	54.1%	3	95.0%	55.0%
Cases with Diligent Efforts to Connect Family to Services	94.1%	4	95.0%	95.3%
Cases with Efforts to Provide Services to Prevent Removal	100.0%	5	95.0%	100.0%
Correct Present Danger Assessments	85.3%	2	95.0%	84.2%
Present Danger Plans Sufficient to Control Identified Threat	92.6%	4	95.0%	66.9%

WELL-BEING

Cases Transferred to Case Management within 10 Business Days	86.2%	4	60.0%	61.4%
Cases with Caseworker Visits with Both Parents Monthly	35.1%	2	80.0%	41.0%
Child Investigations Closed within 60 Days	99.1%	3	99.0%	98.0%
Children Seen Every 30 Days	97.6%	2	99.5%	99.0%
Cases for which Concerted Efforts were Made to Assess and Provide Services to Meet the Needs of Children, Parents, and Foster Parents	56.1%	1	95.0%	66.7%
Cases with Concerted Efforts to Involve Children and Parents in Case Planning	37.3%	1	95.0%	47.4%
Cases with Concerted Efforts to Meet the Educational Needs of the Child	84.7%	3	95.0%	90.7%
Cases with Concerted Efforts to Meet the Mental/Behavioral Health Needs of the Child	46.9%	1	95.0%	56.4%
Cases with Concerted Efforts to Meet the Physical and Dental Health Needs of the Child	46.2%	1	95.0%	66.5%
Cases with Quality Caseworker Visits with Parents to Ensure Safety, Permanency, Well-being, and Support Achievement of Case Goals	39.8%	1	95.0%	38.9%
Cases with Quality Caseworker Visits with the Child	83.1%	3	95.0%	90.1%



OVERALL
SCORE



3.1

PERMANENCY



2.8

SAFETY



3.7

WELL-BEING



2.3

Circuit Statewide

Total Population	839,146	21,640,766
Population Under 18	180,872	4,211,566
Investigations	11,990	228,539
Removals	602	10,026
Removal Rate Per 1,000 Investigations	50.2	43.9
Children Receiving Services	3,358	58,039
Children Entering Care	1,466	27,334
Children Exiting Care	1,532	24,256
Entry Rate Per 1,000 in the General Population	8.1	6.5
Graduation Rate*	87.1	89.4
Suicide Rate*	14.7	16.9
Families Below Poverty Level*	13.9%	11.0%

METRIC PERFORMANCE

CIRCUIT 10

Investigations: DCF
Lead Agency: Heartland For Children
Legal Services: DCF

PERMANENCY

	Circuit Performance	Metric Score	Target	Statewide Performance
Children Achieving Permanency in 12 Months for Children in Out-of-Home Care Between 12 and 23 Months	52.0%	3	44.0%	50.2%
Children Achieving Permanency within 12 Months for Children Entering Care	34.8%	2	41.0%	31.4%
Children in OHC Over 15 Months with a Reunification Goal and No TPR Petition Activity	9.4%	2	6.0%	6.6%
Children Initially Placed with Relatives/Non-Relatives	70.3%	3	65.0%	60.9%
Children Placed with Relatives or Non-Relatives	64.4%	2	65.0%	57.7%
Dependency Petitions Filed Timely	95.0%	3	90.0%	92.2%
Draft Orders to Court Submitted Timely	75.9%	2	92.0%	85.6%
Timely Permanency Hearings	96.8%	2	97.0%	96.1%
Median Number of Days from Petition to Final TPR Orders	227	2	180	205
Median Number of Days from Removal to Dependency Disposition	98	2	90	69
Placement Moves per 1,000 Bed Days	6.6	2	4	9.54
Cases for which Concerted Efforts were Made to Ensure Visitation Between a Child in Out-of-Home Care and Parents and Siblings also in OHC	76.4%	3	95.0%	59.6%
Cases with Appropriate Permanency Goals Established in a Timely Manner	94.7%	4	95.0%	85.9%
Cases with Concerted Efforts to Place Sibling Groups in OHC Together at Initial Placement	100.0%	5	95.0%	89.9%

SAFETY


Children Not Abused During In-Home Services	99.1%	5	98.0%	99.2%
Children Not Abused During Out-of-Home Services	99.7%	5	98.0%	99.8%
Children Not Abused in Six months of Termination of Services	96.9%	4	95.0%	96.8%
Children with No Recurrence of Verified Maltreatment within 12 Months of a Prior Verified Maltreatment	93.5%	5	91.0%	93.2%
Investigations with Initial Supervisory Consultation within 5 Days	97.1%	3	95.0%	97.0%
Victims Seen within 24 Hours	92.7%	3	90.0%	91.6%
Cases Accurately Assessed for Impending Danger	91.2%	4	95.0%	90.8%
Cases with Concerted Efforts to Provide Services to Prevent Entry/Re-Entry into Out-of-Home Care	69.2%	4	95.0%	44.8%
Cases with Consultation from Specialists When Indicated	62.6%	3	95.0%	55.0%
Cases with Diligent Efforts to Connect Family to Services	100%	5	95.0%	95.3%
Cases with Efforts to Provide Services to Prevent Removal	100%	5	95.0%	100.0%
Correct Present Danger Assessments	83.7%	1	95.0%	84.2%
Present Danger Plans Sufficient to Control Identified Threat	64.9%	3	95.0%	66.9%

WELL-BEING

Cases Transferred to Case Management within 10 Business Days	58.3%	2	60.0%	61.4%
Cases with Caseworker Visits with Both Parents Monthly	49.4%	2	80.0%	41.0%
Child Investigations Closed within 60 Days	98.5%	2	99.0%	98.0%
Children Seen Every 30 Days	99.8%	3	99.5%	99.0%
Cases for which Concerted Efforts were Made to Assess and Provide Services to Meet the Needs of Children, Parents, and Foster Parents	68.6%	2	95.0%	66.7%
Cases with Concerted Efforts to Involve Children and Parents in Case Planning	51.7%	1	95.0%	47.4%
Cases with Concerted Efforts to Meet the Educational Needs of the Child	93.8%	4	95.0%	90.7%
Cases with Concerted Efforts to Meet the Mental/Behavioral Health Needs of the Child	44.4%	1	95.0%	56.4%
Cases with Concerted Efforts to Meet the Physical and Dental Health Needs of the Child	66.7%	3	95.0%	66.5%
Cases with Quality Caseworker Visits with Parents to Ensure Safety, Permanency, Well-being, and Support Achievement of Case Goals	42.5%	1	95.0%	38.9%
Cases with Quality Caseworker Visits with the Child	90.6%	4	95.0%	90.1%



OVERALL SCORE




3.0

PERMANENCY



2.5

SAFETY



3.6

WELL-BEING



2.7

Circuit Statewide

Total Population	2,864,600	21,640,766
Population Under 18	552,057	4,211,566
Investigations	13,853	228,539
Removals	493	10,026
Removal Rate Per 1,000 Investigations	35.6	43.9
Children Receiving Services	2,445	58,039
Children Entering Care	1,033	27,334
Children Exiting Care	834	24,256
Entry Rate Per 1,000 in the General Population	1.9	6.5
Graduation Rate*	89.6	89.4
Suicide Rate*	6.8	16.9
Families Below Poverty Level*	12.7%	11.0%

METRIC PERFORMANCE

CIRCUIT 11

Investigations: DCF
Lead Agency: Citrus Family Care Network
Legal Services: DCF

PERMANENCY

	Circuit Performance	Metric Score	Target	Statewide Performance
Children Achieving Permanency in 12 Months for Children in Out-of-Home Care Between 12 and 23 Months	47.2%	3	44.0%	50.2%
Children Achieving Permanency within 12 Months for Children Entering Care	28.6%	2	41.0%	31.4%
Children in OHC Over 15 Months with a Reunification Goal and No TPR Petition Activity	4.8%	3	6.0%	6.6%
Children Initially Placed with Relatives/Non-Relatives	58.6%	2	65.0%	60.9%
Children Placed with Relatives or Non-Relatives	49.7%	2	65.0%	57.7%
Dependency Petitions Filed Timely	98.3%	3	90.0%	92.2%
Draft Orders to Court Submitted Timely	98.3%	3	92.0%	85.6%
Timely Permanency Hearings	96.0%	2	97.0%	96.1%
Median Number of Days from Petition to Final TPR Orders	216.5	2	180	205
Median Number of Days from Removal to Dependency Disposition	91	2	90	69
Placement Moves per 1,000 Bed Days	7	2	4	9.54
Cases for which Concerted Efforts were Made to Ensure Visitation Between a Child in Out-of-Home Care and Parents and Siblings also in OHC	52.4%	2	95.0%	59.6%
Cases with Appropriate Permanency Goals Established in a Timely Manner	68.3%	2	95.0%	85.9%
Cases with Concerted Efforts to Place Sibling Groups in OHC Together at Initial Placement	85.7%	4	95.0%	89.9%

SAFETY

Children Not Abused During In-Home Services	99.2%	5	98.0%	99.2%
Children Not Abused During Out-of-Home Services	99.9%	5	98.0%	99.8%
Children Not Abused in Six months of Termination of Services	98.2%	5	95.0%	96.8%
Children with No Recurrence of Verified Maltreatment within 12 Months of a Prior Verified Maltreatment	93.0%	4	91.0%	93.2%
Investigations with Initial Supervisory Consultation within 5 Days	96.3%	3	95.0%	97.0%
Victims Seen within 24 Hours	91.7%	3	90.0%	91.6%
Cases Accurately Assessed for Impending Danger	88.6%	3	95.0%	90.8%
Cases with Concerted Efforts to Provide Services to Prevent Entry/Re-Entry into Out-of-Home Care	47.1%	3	95.0%	44.8%
Cases with Consultation from Specialists When Indicated	79.7%	4	95.0%	55.0%
Cases with Diligent Efforts to Connect Family to Services	100.0%	5	95.0%	95.3%
Cases with Efforts to Provide Services to Prevent Removal	100.0%	5	95.0%	100.0%
Correct Present Danger Assessments	81.9%	1	95.0%	84.2%
Present Danger Plans Sufficient to Control Identified Threat	60.5%	3	95.0%	66.9%

WELL-BEING

Cases Transferred to Case Management within 10 Business Days	70.5%	3	60.0%	61.4%
Cases with Caseworker Visits with Both Parents Monthly	24.2%	2	80.0%	41.0%
Child Investigations Closed within 60 Days	99.1%	3	99.0%	98.0%
Children Seen Every 30 Days	99.7%	3	99.5%	99.0%
Cases for which Concerted Efforts were Made to Assess and Provide Services to Meet the Needs of Children, Parents, and Foster Parents	67.8%	2	95.0%	66.7%
Cases with Concerted Efforts to Involve Children and Parents in Case Planning	58.3%	2	95.0%	47.4%
Cases with Concerted Efforts to Meet the Educational Needs of the Child	92.1%	4	95.0%	90.7%
Cases with Concerted Efforts to Meet the Mental/Behavioral Health Needs of the Child	66.7%	2	95.0%	56.4%
Cases with Concerted Efforts to Meet the Physical and Dental Health Needs of the Child	63.1%	3	95.0%	66.5%
Cases with Quality Caseworker Visits with Parents to Ensure Safety, Permanency, Well-being, and Support Achievement of Case Goals	30.4%	1	95.0%	38.9%
Cases with Quality Caseworker Visits with the Child	90.6%	4	95.0%	90.1%



OVERALL
SCORE



2.9

PERMANENCY



2.7

SAFETY



3.5

WELL-BEING



2.1

Circuit Statewide

Total Population	750,735	21,640,766
Population Under 18	140,062	4,211,566
Investigations	8,680	228,539
Removals	418	10,026
Removal Rate Per 1,000 Investigations	48.2	43.9
Children Receiving Services	2,327	58,039
Children Entering Care	1,103	27,334
Children Exiting Care	1,030	24,256
Entry Rate Per 1,000 in the General Population	7.9	6.5
Graduation Rate*	87.6	89.4
Suicide Rate*	13.4	16.9
Families Below Poverty Level*	11.0%	11.0%

METRIC PERFORMANCE

CIRCUIT 12

Investigations: DCF | Manatee County Sheriff's Office
 Lead Agency: Safe Children Coalition
 Legal Services: DCF

PERMANENCY

	Circuit Performance	Metric Score	Target	Statewide Performance
Children Achieving Permanency in 12 Months for Children in Out-of-Home Care Between 12 and 23 Months	45.0%	3	44.0%	50.2%
Children Achieving Permanency within 12 Months for Children Entering Care	38.7%	2	41.0%	31.4%
Children in OHC Over 15 Months with a Reunification Goal and No TPR Petition Activity	4.9%	3	6.0%	6.6%
Children Initially Placed with Relatives/Non-Relatives	59.2%	2	65.0%	60.9%
Children Placed with Relatives or Non-Relatives	60.0%	2	65.0%	57.7%
Dependency Petitions Filed Timely	95.0%	3	90.0%	92.2%
Draft Orders to Court Submitted Timely	94.5%	3	92.0%	85.6%
Timely Permanency Hearings	95.7%	2	97.0%	96.1%
Median Number of Days from Petition to Final TPR Orders	185	2	180	205
Median Number of Days from Removal to Dependency Disposition	48	5	90	69
Placement Moves per 1,000 Bed Days	7.5	2	4	9.54
Cases for which Concerted Efforts were Made to Ensure Visitation Between a Child in Out-of-Home Care and Parents and Siblings also in OHC	63.5%	3	95.0%	59.6%
Cases with Appropriate Permanency Goals Established in a Timely Manner	86.4%	4	95.0%	85.9%
Cases with Concerted Efforts to Place Sibling Groups in OHC Together at Initial Placement	80.0%	4	95.0%	89.9%

SAFETY


Children Not Abused During In-Home Services	99.5%	5	98.0%	99.2%
Children Not Abused During Out-of-Home Services	99.7%	5	98.0%	99.8%
Children Not Abused in Six months of Termination of Services	95.4%	3	95.0%	96.8%
Children with No Recurrence of Verified Maltreatment within 12 Months of a Prior Verified Maltreatment	93.0%	4	91.0%	93.2%
Investigations with Initial Supervisory Consultation within 5 Days	99.0%	5	95.0%	97.0%
Victims Seen within 24 Hours	93.1%	4	90.0%	91.6%
Cases Accurately Assessed for Impending Danger	93.7%	4	95.0%	90.8%
Cases with Concerted Efforts to Provide Services to Prevent Entry/Re-Entry into Out-of-Home Care	14.3%	1	95.0%	44.8%
Cases with Consultation from Specialists When Indicated	60.1%	3	95.0%	55.0%
Cases with Diligent Efforts to Connect Family to Services	100.0%	5	95.0%	95.3%
Cases with Efforts to Provide Services to Prevent Removal	100.0%	5	95.0%	100.0%
Correct Present Danger Assessments	85.7%	2	95.0%	84.2%
Present Danger Plans Sufficient to Control Identified Threat	50.0%	3	95.0%	66.9%

WELL-BEING

Cases Transferred to Case Management within 10 Business Days	42.0%	2	60.0%	61.4%
Cases with Caseworker Visits with Both Parents Monthly	49.4%	2	80.0%	41.0%
Child Investigations Closed within 60 Days	95.3%	2	99.0%	98.0%
Children Seen Every 30 Days	99.4%	2	99.5%	99.0%
Cases for which Concerted Efforts were Made to Assess and Provide Services to Meet the Needs of Children, Parents, and Foster Parents	66.7%	2	95.0%	66.7%
Cases with Concerted Efforts to Involve Children and Parents in Case Planning	51.8%	1	95.0%	47.4%
Cases with Concerted Efforts to Meet the Educational Needs of the Child	83.3%	3	95.0%	90.7%
Cases with Concerted Efforts to Meet the Mental/Behavioral Health Needs of the Child	66.7%	2	95.0%	56.4%
Cases with Concerted Efforts to Meet the Physical and Dental Health Needs of the Child	71.0%	3	95.0%	66.5%
Cases with Quality Caseworker Visits with Parents to Ensure Safety, Permanency, Well-being, and Support Achievement of Case Goals	36.7%	1	95.0%	38.9%
Cases with Quality Caseworker Visits with the Child	88.9%	4	95.0%	90.1%



OVERALL SCORE



3.0

PERMANENCY




2.6

SAFETY



3.4

WELL-BEING



2.4

Circuit Statewide

Total Population	1,481,163	21,640,766
Population Under 18	323,648	4,211,566
Investigations	16,767	228,539
Removals	1,019	10,026
Removal Rate Per 1,000 Investigations	60.8	43.9
Children Receiving Services	4,988	58,039
Children Entering Care	2,184	27,334
Children Exiting Care	2,029	24,256
Entry Rate Per 1,000 in the General Population	6.7	6.5
Graduation Rate*	88.8	89.4
Suicide Rate*	12.2	16.9
Families Below Poverty Level*	10.0	11.0%

METRIC PERFORMANCE

CIRCUIT 13

Investigations: Hillsborough County Sheriff's Office
Lead Agency: Eckerd
Legal Services: DCF

PERMANENCY

	Circuit Performance	Metric Score	Target	Statewide Performance
Children Achieving Permanency in 12 Months for Children in Out-of-Home Care Between 12 and 23 Months	40.7%	2	44.0%	50.2%
Children Achieving Permanency within 12 Months for Children Entering Care	24.9%	2	41.0%	31.4%
Children in OHC Over 15 Months with a Reunification Goal and No TPR Petition Activity	9.7%	2	6.0%	6.6%
Children Initially Placed with Relatives/Non-Relatives	49.7%	2	65.0%	60.9%
Children Placed with Relatives or Non-Relatives	59.6%	2	65.0%	57.7%
Dependency Petitions Filed Timely	93.2%	3	90.0%	92.2%
Draft Orders to Court Submitted Timely	73.6%	2	92.0%	85.6%
Timely Permanency Hearings	98.6%	4	97.0%	96.1%
Median Number of Days from Petition to Final TPR Orders	391.5	2	180	205
Median Number of Days from Removal to Dependency Disposition	76	3	90	69
Placement Moves per 1,000 Bed Days	10.8	2	4	9.54
Cases for which Concerted Efforts were Made to Ensure Visitation Between a Child in Out-of-Home Care and Parents and Siblings also in OHC	58.1%	2	95.0%	59.6%
Cases with Appropriate Permanency Goals Established in a Timely Manner	80.5%	3	95.0%	85.9%
Cases with Concerted Efforts to Place Sibling Groups in OHC Together at Initial Placement	100.0%	5	95.0%	89.9%

SAFETY

Children Not Abused During In-Home Services	99.4%	5	98.0%	99.2%
Children Not Abused During Out-of-Home Services	99.8%	5	98.0%	99.8%
Children Not Abused in Six months of Termination of Services	96.7%	4	95.0%	96.8%
Children with No Recurrence of Verified Maltreatment within 12 Months of a Prior Verified Maltreatment	93.4%	5	91.0%	93.2%
Investigations with Initial Supervisory Consultation within 5 Days	99.4%	5	95.0%	97.0%
Victims Seen within 24 Hours	90.1%	3	90.0%	91.6%
Cases Accurately Assessed for Impending Danger	97.7%	5	95.0%	90.8%
Cases with Concerted Efforts to Provide Services to Prevent Entry/Re-Entry into Out-of-Home Care	23.1%	2	95.0%	44.8%
Cases with Consultation from Specialists When Indicated	43.8%	2	95.0%	55.0%
Cases with Diligent Efforts to Connect Family to Services	100.0%	5	95.0%	95.3%
Cases with Efforts to Provide Services to Prevent Removal	100.0%	5	95.0%	100.0%
Correct Present Danger Assessments	83.5%	1	95.0%	84.2%
Present Danger Plans Sufficient to Control Identified Threat	35.3%	2	95.0%	66.9%

WELL-BEING


Cases Transferred to Case Management within 10 Business Days	88.6%	4	60.0%	61.4%
Cases with Caseworker Visits with Both Parents Monthly	33.5%	2	80.0%	41.0%
Child Investigations Closed within 60 Days	97.3%	2	99.0%	98.0%
Children Seen Every 30 Days	98.2%	2	99.5%	99.0%
Cases for which Concerted Efforts were Made to Assess and Provide Services to Meet the Needs of Children, Parents, and Foster Parents	65.3%	2	95.0%	66.7%
Cases with Concerted Efforts to Involve Children and Parents in Case Planning	47.5%	1	95.0%	47.4%
Cases with Concerted Efforts to Meet the Educational Needs of the Child	89.3%	4	95.0%	90.7%
Cases with Concerted Efforts to Meet the Mental/Behavioral Health Needs of the Child	51.9%	1	95.0%	56.4%
Cases with Concerted Efforts to Meet the Physical and Dental Health Needs of the Child	80.6%	4	95.0%	66.5%
Cases with Quality Caseworker Visits with Parents to Ensure Safety, Permanency, Well-being, and Support Achievement of Case Goals	41.9%	1	95.0%	38.9%
Cases with Quality Caseworker Visits with the Child	91.1%	4	95.0%	90.1%

CIRCUIT 14



Bay
Calhoun
Gulf
Holmes
Jackson
Washington

OVERALL SCORE



3.1

PERMANENCY



2.8

SAFETY



3.8

WELL-BEING



2.3

Circuit Statewide

Total Population	297,993	21,640,766
Population Under 18	57,789	4,211,566
Investigations	5,646	228,539
Removals	220	10,026
Removal Rate Per 1,000 Investigations	39.0	43.9
Children Receiving Services	1,235	58,039
Children Entering Care	650	27,334
Children Exiting Care	459	24,256
Entry Rate Per 1,000 in the General Population	11.2	6.5
Graduation Rate*	89.0	89.4
Suicide Rate*	21.8	16.9
Families Below Poverty Level*	13.0%	11.0%

METRIC PERFORMANCE

CIRCUIT 14

Investigations: DCF
Lead Agency: Northwest Florida Health Network
Legal Services: DCF

PERMANENCY

	Circuit Performance	Metric Score	Target	Statewide Performance
Children Achieving Permanency in 12 Months for Children in Out-of-Home Care Between 12 and 23 Months	47.6%	3	44.0%	50.2%
Children Achieving Permanency within 12 Months for Children Entering Care	27.2%	2	41.0%	31.4%
Children in OHC Over 15 Months with a Reunification Goal and No TPR Petition Activity	3.1%	4	6.0%	6.6%
Children Initially Placed with Relatives/Non-Relatives	69.6%	3	65.0%	60.9%
Children Placed with Relatives or Non-Relatives	58.8%	2	65.0%	57.7%
Dependency Petitions Filed Timely	96.1%	3	90.0%	92.2%
Draft Orders to Court Submitted Timely	71.8%	2	92.0%	85.6%
Timely Permanency Hearings	98.9%	4	97.0%	96.1%
Median Number of Days from Petition to Final TPR Orders	319	2	180	205
Median Number of Days from Removal to Dependency Disposition	103	2	90	69
Placement Moves per 1,000 Bed Days	4.2	2	4	9.54
Cases for which Concerted Efforts were Made to Ensure Visitation Between a Child in Out-of-Home Care and Parents and Siblings also in OHC	65.3%	3	95.0%	59.6%
Cases with Appropriate Permanency Goals Established in a Timely Manner	85.1%	4	95.0%	85.9%
Cases with Concerted Efforts to Place Sibling Groups in OHC Together at Initial Placement	66.7%	4	95.0%	89.9%

SAFETY


Children Not Abused During In-Home Services	99.1%	5	98.0%	99.2%
Children Not Abused During Out-of-Home Services	99.8%	5	98.0%	99.8%
Children Not Abused in Six months of Termination of Services	99.5%	5	95.0%	96.8%
Children with No Recurrence of Verified Maltreatment within 12 Months of a Prior Verified Maltreatment	94.5%	5	91.0%	93.2%
Investigations with Initial Supervisory Consultation within 5 Days	95.8%	3	95.0%	97.0%
Victims Seen within 24 Hours	91.8%	3	90.0%	91.6%
Cases Accurately Assessed for Impending Danger	90.4%	4	95.0%	90.8%
Cases with Concerted Efforts to Provide Services to Prevent Entry/Re-Entry into Out-of-Home Care	40.0%	2	95.0%	44.8%
Cases with Consultation from Specialists When Indicated	74.1%	4	95.0%	55.0%
Cases with Diligent Efforts to Connect Family to Services	100.0%	5	95.0%	95.3%
Cases with Efforts to Provide Services to Prevent Removal	100.0%	5	95.0%	100.0%
Correct Present Danger Assessments	85.1%	2	95.0%	84.2%
Present Danger Plans Sufficient to Control Identified Threat	87.0%	4	95.0%	66.9%

WELL-BEING

Cases Transferred to Case Management within 10 Business Days	34.5%	2	60.0%	61.4%
Cases with Caseworker Visits with Both Parents Monthly	46.4%	2	80.0%	41.0%
Child Investigations Closed within 60 Days	97.3%	2	99.0%	98.0%
Children Seen Every 30 Days	99.8%	3	99.5%	99.0%
Cases for which Concerted Efforts were Made to Assess and Provide Services to Meet the Needs of Children, Parents, and Foster Parents	61.0%	1	95.0%	66.7%
Cases with Concerted Efforts to Involve Children and Parents in Case Planning	46.2%	1	95.0%	47.4%
Cases with Concerted Efforts to Meet the Educational Needs of the Child	87.7%	4	95.0%	90.7%
Cases with Concerted Efforts to Meet the Mental/Behavioral Health Needs of the Child	56.7%	2	95.0%	56.4%
Cases with Concerted Efforts to Meet the Physical and Dental Health Needs of the Child	71.4%	3	95.0%	66.5%
Cases with Quality Caseworker Visits with Parents to Ensure Safety, Permanency, Well-being, and Support Achievement of Case Goals	37.6%	1	95.0%	38.9%
Cases with Quality Caseworker Visits with the Child	91.2%	4	95.0%	90.1%




OVERALL SCORE




3.2

PERMANENCY



2.8

SAFETY



3.8

WELL-BEING



2.6

Circuit Statewide

Total Population	1,469,904	21,640,766
Population Under 18	282,694	4,211,566
Investigations	11,752	228,539
Removals	471	10,026
Removal Rate Per 1,000 Investigations	40.1	43.9
Children Receiving Services	2,627	58,039
Children Entering Care	1,339	27,334
Children Exiting Care	1,212	24,256
Entry Rate Per 1,000 in the General Population	4.7	6.5
Graduation Rate*	90.2	89.4
Suicide Rate*	10.3	16.9
Families Below Poverty Level*	8.0%	11.0%

METRIC PERFORMANCE

CIRCUIT 15

Investigations: DCF
Lead Agency: ChildNet, Inc.
Legal Services: DCF

PERMANENCY

	Circuit Performance	Metric Score	Target	Statewide Performance
Children Achieving Permanency in 12 Months for Children in Out-of-Home Care Between 12 and 23 Months	65.1%	5	44.0%	50.2%
Children Achieving Permanency within 12 Months for Children Entering Care	33.3%	2	41.0%	31.4%
Children in OHC Over 15 Months with a Reunification Goal and No TPR Petition Activity	7.2%	2	6.0%	6.6%
Children Initially Placed with Relatives/Non-Relatives	58.6%	2	65.0%	60.9%
Children Placed with Relatives or Non-Relatives	54.7%	2	65.0%	57.7%
Dependency Petitions Filed Timely	95.0%	3	90.0%	92.2%
Draft Orders to Court Submitted Timely	99.4%	3	92.0%	85.6%
Timely Permanency Hearings	94.1%	2	97.0%	96.1%
Median Number of Days from Petition to Final TPR Orders	175	3	180	205
Median Number of Days from Removal to Dependency Disposition	62.5	4	90	69
Placement Moves per 1,000 Bed Days	7	2	4	9.54
Cases for which Concerted Efforts were Made to Ensure Visitation Between a Child in Out-of-Home Care and Parents and Siblings also in OHC	45.3%	2	95.0%	59.6%
Cases with Appropriate Permanency Goals Established in a Timely Manner	84.1%	3	95.0%	85.9%
Cases with Concerted Efforts to Place Sibling Groups in OHC Together at Initial Placement	100.0%	5	95.0%	89.9%

SAFETY


Children Not Abused During In-Home Services	99.2%	5	98.0%	99.2%
Children Not Abused During Out-of-Home Services	99.8%	5	98.0%	99.8%
Children Not Abused in Six months of Termination of Services	95.9%	3	95.0%	96.8%
Children with No Recurrence of Verified Maltreatment within 12 Months of a Prior Verified Maltreatment	94.8%	5	91.0%	93.2%
Investigations with Initial Supervisory Consultation within 5 Days	99.0%	5	95.0%	97.0%
Victims Seen within 24 Hours	94.2%	4	90.0%	91.6%
Cases Accurately Assessed for Impending Danger	90.2%	4	95.0%	90.8%
Cases with Concerted Efforts to Provide Services to Prevent Entry/Re-Entry into Out-of-Home Care	53.8%	3	95.0%	44.8%
Cases with Consultation from Specialists When Indicated	54.7%	3	95.0%	55.0%
Cases with Diligent Efforts to Connect Family to Services	89.5%	4	95.0%	95.3%
Cases with Efforts to Provide Services to Prevent Removal	100.0%	5	95.0%	100.0%
Correct Present Danger Assessments	87.2%	2	95.0%	84.2%
Present Danger Plans Sufficient to Control Identified Threat	66.7%	3	95.0%	66.9%

WELL-BEING

Cases Transferred to Case Management within 10 Business Days	42.5%	2	60.0%	61.4%
Cases with Caseworker Visits with Both Parents Monthly	33.2%	2	80.0%	41.0%
Child Investigations Closed within 60 Days	99.5%	3	99.0%	98.0%
Children Seen Every 30 Days	99.6%	3	99.5%	99.0%
Cases for which Concerted Efforts were Made to Assess and Provide Services to Meet the Needs of Children, Parents, and Foster Parents	68.7%	2	95.0%	66.7%
Cases with Concerted Efforts to Involve Children and Parents in Case Planning	43.8%	1	95.0%	47.4%
Cases with Concerted Efforts to Meet the Educational Needs of the Child	90.3%	4	95.0%	90.7%
Cases with Concerted Efforts to Meet the Mental/Behavioral Health Needs of the Child	58.3%	2	95.0%	56.4%
Cases with Concerted Efforts to Meet the Physical and Dental Health Needs of the Child	81.2%	4	95.0%	66.5%
Cases with Quality Caseworker Visits with Parents to Ensure Safety, Permanency, Well-being, and Support Achievement of Case Goals	34.0%	1	95.0%	38.9%
Cases with Quality Caseworker Visits with the Child	91.9%	4	95.0%	90.1%



OVERALL
SCORE



3.2

PERMANENCY



3.0

SAFETY



3.6

WELL-BEING



2.4

Circuit Statewide

Total Population	76,280	21,640,766
Population Under 18	11,521	4,211,566
Investigations	501	228,539
Removals	43	10,026
Removal Rate Per 1,000 Investigations	85.8	43.9
Children Receiving Services	102	58,039
Children Entering Care	73	27,334
Children Exiting Care	63	24,256
Entry Rate Per 1,000 in the General Population	6.3	6.5
Graduation Rate*	92.0	89.4
Suicide Rate*	27.2	16.9
Families Below Poverty Level*	6.5%	11.0%

METRIC PERFORMANCE

CIRCUIT 16

Investigations: DCF
Lead Agency: Citrus Family Care Network
Legal Services: DCF

PERMANENCY

	Circuit Performance	Metric Score	Target	Statewide Performance
Children Achieving Permanency in 12 Months for Children in Out-of-Home Care Between 12 and 23 Months	60.4%	5	44.0%	50.2%
Children Achieving Permanency within 12 Months for Children Entering Care	60.6%	5	41.0%	31.4%
Children in OHC Over 15 Months with a Reunification Goal and No TPR Petition Activity	0.6%	5	6.0%	6.6%
Children Initially Placed with Relatives/Non-Relatives	48.8%	2	65.0%	60.9%
Children Placed with Relatives or Non-Relatives	45.5%	2	65.0%	57.7%
Dependency Petitions Filed Timely	90.5%	3	90.0%	92.2%
Draft Orders to Court Submitted Timely	91.4%	2	92.0%	85.6%
Timely Permanency Hearings	95.4%	2	97.0%	96.1%
Median Number of Days from Petition to Final TPR Orders	111	4	180	205
Median Number of Days from Removal to Dependency Disposition	61.5	4	90	69
Placement Moves per 1,000 Bed Days	5	2	4	9.54
Cases for which Concerted Efforts were Made to Ensure Visitation Between a Child in Out-of-Home Care and Parents and Siblings also in OHC	76.5%	3	95.0%	59.6%
Cases with Appropriate Permanency Goals Established in a Timely Manner	89.3%	4	95.0%	85.9%
Cases with Concerted Efforts to Place Sibling Groups in OHC Together at Initial Placement	0.0%	2	95.0%	89.9%

SAFETY


Children Not Abused During In-Home Services	99.7%	5	98.0%	99.2%
Children Not Abused During Out-of-Home Services	100.0%	5	98.0%	99.8%
Children Not Abused in Six months of Termination of Services	100.0%	5	95.0%	96.8%
Children with No Recurrence of Verified Maltreatment within 12 Months of a Prior Verified Maltreatment	95.5%	5	91.0%	93.2%
Investigations with Initial Supervisory Consultation within 5 Days	99.0%	5	95.0%	97.0%
Victims Seen within 24 Hours	93.5%	4	90.0%	91.6%
Cases Accurately Assessed for Impending Danger	84.1%	3	95.0%	90.8%
Cases with Concerted Efforts to Provide Services to Prevent Entry/Re-Entry into Out-of-Home Care	27.3%	2	95.0%	44.8%
Cases with Consultation from Specialists When Indicated	44.6%	2	95.0%	55.0%
Cases with Diligent Efforts to Connect Family to Services	100%	5	95.0%	95.3%
Cases with Efforts to Provide Services to Prevent Removal	100%	5	95.0%	100.0%
Correct Present Danger Assessments	83.3%	1	95.0%	84.2%
Present Danger Plans Sufficient to Control Identified Threat	50.0%	3	95.0%	66.9%

WELL-BEING

Cases Transferred to Case Management within 10 Business Days	86.7%	4	60.0%	61.4%
Cases with Caseworker Visits with Both Parents Monthly	60.0%	2	80.0%	41.0%
Child Investigations Closed within 60 Days	98.1%	2	99.0%	98.0%
Children Seen Every 30 Days	99.9%	3	99.5%	99.0%
Cases for which Concerted Efforts were Made to Assess and Provide Services to Meet the Needs of Children, Parents, and Foster Parents	83.7%	3	95.0%	66.7%
Cases with Concerted Efforts to Involve Children and Parents in Case Planning	63.3%	2	95.0%	47.4%
Cases with Concerted Efforts to Meet the Educational Needs of the Child	90.0%	4	95.0%	90.7%
Cases with Concerted Efforts to Meet the Mental/Behavioral Health Needs of the Child	61.1%	2	95.0%	56.4%
Cases with Concerted Efforts to Meet the Physical and Dental Health Needs of the Child	81.0%	4	95.0%	66.5%
Cases with Quality Caseworker Visits with Parents to Ensure Safety, Permanency, Well-being, and Support Achievement of Case Goals	60.0%	1	95.0%	38.9%
Cases with Quality Caseworker Visits with the Child	93.1%	4	95.0%	90.1%



OVERALL
SCORE



3.1

PERMANENCY



2.9

SAFETY



3.5

WELL-BEING



2.6

Circuit Statewide

Total Population	1,946,104	21,640,766
Population Under 18	410,987	4,211,566
Investigations	13,934	228,539
Removals	563	10,026
Removal Rate Per 1,000 Investigations	40.4	43.9
Children Receiving Services	2,636	58,039
Children Entering Care	1,299	27,334
Children Exiting Care	1,248	24,256
Entry Rate Per 1,000 in the General Population	3.2	6.5
Graduation Rate*	89.4	89.4
Suicide Rate*	10.4	16.9
Families Below Poverty Level*	9.7%	11.0%

METRIC PERFORMANCE

CIRCUIT 17

Investigations: Broward Sheriff's Office
Lead Agency: ChildNet, Inc.
Legal Services: DCF

PERMANENCY

	Circuit Performance	Metric Score	Target	Statewide Performance
Children Achieving Permanency in 12 Months for Children in Out-of-Home Care Between 12 and 23 Months	55.9%	4	44.0%	50.2%
Children Achieving Permanency within 12 Months for Children Entering Care	35.8%	2	41.0%	31.4%
Children in OHC Over 15 Months with a Reunification Goal and No TPR Petition Activity	7.6%	2	6.0%	6.6%
Children Initially Placed with Relatives/Non-Relatives	48.9%	2	65.0%	60.9%
Children Placed with Relatives or Non-Relatives	47.2%	2	65.0%	57.7%
Dependency Petitions Filed Timely	95.7%	3	90.0%	92.2%
Draft Orders to Court Submitted Timely	99.4%	3	92.0%	85.6%
Timely Permanency Hearings	93.7%	2	97.0%	96.1%
Median Number of Days from Petition to Final TPR Orders	169.0	3	180	205
Median Number of Days from Removal to Dependency Disposition	47.0	5	90	69
Placement Moves per 1,000 Bed Days	9.5	2	4	9.54
Cases for which Concerted Efforts were Made to Ensure Visitation Between a Child in Out-of-Home Care and Parents and Siblings also in OHC	63.0%	3	95.0%	59.6%
Cases with Appropriate Permanency Goals Established in a Timely Manner	90.9%	4	95.0%	85.9%
Cases with Concerted Efforts to Place Sibling Groups in OHC Together at Initial Placement	100.0%	5	95.0%	89.9%

SAFETY


Children Not Abused During In-Home Services	99.5%	5	98.0%	99.2%
Children Not Abused During Out-of-Home Services	99.7%	5	98.0%	99.8%
Children Not Abused in Six months of Termination of Services	94.9%	2	95.0%	96.8%
Children with No Recurrence of Verified Maltreatment within 12 Months of a Prior Verified Maltreatment	94.0%	5	91.0%	93.2%
Investigations with Initial Supervisory Consultation within 5 Days	96.7%	3	95.0%	97.0%
Victims Seen within 24 Hours	92.6%	3	90.0%	91.6%
Cases Accurately Assessed for Impending Danger	88.4%	3	95.0%	90.8%
Cases with Concerted Efforts to Provide Services to Prevent Entry/Re-Entry into Out-of-Home Care	57.1%	3	95.0%	44.8%
Cases with Consultation from Specialists When Indicated	53.4%	3	95.0%	55.0%
Cases with Diligent Efforts to Connect Family to Services	100.0%	5	95.0%	95.3%
Cases with Efforts to Provide Services to Prevent Removal	100.0%	5	95.0%	100.0%
Correct Present Danger Assessments	80.1%	1	95.0%	84.2%
Present Danger Plans Sufficient to Control Identified Threat	51.9%	3	95.0%	66.9%

WELL-BEING

Cases Transferred to Case Management within 10 Business Days	60.5%	3	60.0%	61.4%
Cases with Caseworker Visits with Both Parents Monthly	34.9%	2	80.0%	41.0%
Child Investigations Closed within 60 Days	99.5%	3	99.0%	98.0%
Children Seen Every 30 Days	99.7%	3	99.5%	99.0%
Cases for which Concerted Efforts were Made to Assess and Provide Services to Meet the Needs of Children, Parents, and Foster Parents	73.7%	3	95.0%	66.7%
Cases with Concerted Efforts to Involve Children and Parents in Case Planning	50.4%	1	95.0%	47.4%
Cases with Concerted Efforts to Meet the Educational Needs of the Child	95.2%	5	95.0%	90.7%
Cases with Concerted Efforts to Meet the Mental/Behavioral Health Needs of the Child	57.7%	2	95.0%	56.4%
Cases with Concerted Efforts to Meet the Physical and Dental Health Needs of the Child	62.5%	2	95.0%	66.5%
Cases with Quality Caseworker Visits with Parents to Ensure Safety, Permanency, Well-being, and Support Achievement of Case Goals	33.3%	1	95.0%	38.9%
Cases with Quality Caseworker Visits with the Child	91.9%	4	95.0%	90.1%



OVERALL
SCORE



3.1

PERMANENCY



2.7

SAFETY



3.6

WELL-BEING



2.4

Circuit Statewide

Total Population	787,787	21,640,766
Population Under 18	206,756	4,211,566
Investigations	13,570	228,539
Removals	619	10,026
Removal Rate Per 1,000 Investigations	45.6	43.9
Children Receiving Services	3,354	58,039
Children Entering Care	1,586	27,334
Children Exiting Care	1,408	24,256
Entry Rate Per 1,000 in the General Population	7.7	6.5
Graduation Rate*	92.4	89.4
Suicide Rate*	14.0	16.9
Families Below Poverty Level*	7.5%	11.0%

METRIC PERFORMANCE

CIRCUIT 18

Investigations: DCF | Seminole County Sheriff's Office
 Lead Agency: Brevard Family Partnership | Embrace Families (Seminole)
 Legal Services: DCF

PERMANENCY

	Circuit Performance	Metric Score	Target	Statewide Performance
Children Achieving Permanency in 12 Months for Children in Out-of-Home Care Between 12 and 23 Months	54.6%	4	44.0%	50.2%
Children Achieving Permanency within 12 Months for Children Entering Care	34.7%	2	41.0%	31.4%
Children in OHC Over 15 Months with a Reunification Goal and No TPR Petition Activity	5.2%	3	6.0%	6.6%
Children Initially Placed with Relatives/Non-Relatives	63.1%	2	65.0%	60.9%
Children Placed with Relatives or Non-Relatives	62.7%	2	65.0%	57.7%
Dependency Petitions Filed Timely	99.2%	4	90.0%	92.2%
Draft Orders to Court Submitted Timely	94.7%	3	92.0%	85.6%
Timely Permanency Hearings	96.2%	2	97.0%	96.1%
Median Number of Days from Petition to Final TPR Orders	233.5	2	180	205
Median Number of Days from Removal to Dependency Disposition	64	4	90	69
Placement Moves per 1,000 Bed Days	9.2	2	4	9.54
Cases for which Concerted Efforts were Made to Ensure Visitation Between a Child in Out-of-Home Care and Parents and Siblings also in OHC	60.2%	2	95.0%	59.6%
Cases with Appropriate Permanency Goals Established in a Timely Manner	90.7%	4	95.0%	85.9%
Cases with Concerted Efforts to Place Sibling Groups in OHC Together at Initial Placement	75.0%	4	95.0%	89.9%

SAFETY

Children Not Abused During In-Home Services	99.1%	5	98.0%	99.2%
Children Not Abused During Out-of-Home Services	99.7%	5	98.0%	99.8%
Children Not Abused in Six months of Termination of Services	95.0%	2	95.0%	96.8%
Children with No Recurrence of Verified Maltreatment within 12 Months of a Prior Verified Maltreatment	91.5%	3	91.0%	93.2%
Investigations with Initial Supervisory Consultation within 5 Days	98.5%	4	95.0%	97.0%
Victims Seen within 24 Hours	93.4%	4	90.0%	91.6%
Cases Accurately Assessed for Impending Danger	96.3%	5	95.0%	90.8%
Cases with Concerted Efforts to Provide Services to Prevent Entry/Re-Entry into Out-of-Home Care	43.8%	3	95.0%	44.8%
Cases with Consultation from Specialists When Indicated	78.7%	4	95.0%	55.0%
Cases with Diligent Efforts to Connect Family to Services	88.9%	4	95.0%	95.3%
Cases with Efforts to Provide Services to Prevent Removal	100.0%	5	95.0%	100.0%
Correct Present Danger Assessments	87.3%	2	95.0%	84.2%
Present Danger Plans Sufficient to Control Identified Threat	87.5%	4	95.0%	66.9%

WELL-BEING

Cases Transferred to Case Management within 10 Business Days	71.7%	3	60.0%	61.4%
Cases with Caseworker Visits with Both Parents Monthly	44.6%	2	80.0%	41.0%
Child Investigations Closed within 60 Days	97.2%	2	99.0%	98.0%
Children Seen Every 30 Days	99%	2	99.5%	99.0%
Cases for which Concerted Efforts were Made to Assess and Provide Services to Meet the Needs of Children, Parents, and Foster Parents	67.7%	2	95.0%	66.7%
Cases with Concerted Efforts to Involve Children and Parents in Case Planning	47.2%	1	95.0%	47.4%
Cases with Concerted Efforts to Meet the Educational Needs of the Child	93.2%	4	95.0%	90.7%
Cases with Concerted Efforts to Meet the Mental/Behavioral Health Needs of the Child	58.3%	2	95.0%	56.4%
Cases with Concerted Efforts to Meet the Physical and Dental Health Needs of the Child	68.3%	3	95.0%	66.5%
Cases with Quality Caseworker Visits with Parents to Ensure Safety, Permanency, Well-being, and Support Achievement of Case Goals	38.7%	1	95.0%	38.9%
Cases with Quality Caseworker Visits with the Child	93.2%	4	95.0%	90.1%

CIRCUIT 19

Indian River
Martin
Okeechobee
St. Lucie



OVERALL SCORE



3.6

PERMANENCY



3.4

SAFETY



4.1

WELL-BEING



2.7

Circuit Statewide

Total Population	841,859	21,640,766
Population Under 18	123,815	4,211,566
Investigations	6,810	228,539
Removals	301	10,026
Removal Rate Per 1,000 Investigations	44.2	43.9
Children Receiving Services	1,513	58,039
Children Entering Care	802	27,334
Children Exiting Care	610	24,256
Entry Rate Per 1,000 in the General Population	6.5	6.5
Graduation Rate*	90.3	89.4
Suicide Rate*	14.2	16.9
Families Below Poverty Level*	8.6%	11.0%

METRIC PERFORMANCE

CIRCUIT 19

Investigations: DCF
Lead Agency: Communities Connected for Kids
Legal Services: DCF

PERMANENCY

	Circuit Performance	Metric Score	Target	Statewide Performance
Children Achieving Permanency in 12 Months for Children in Out-of-Home Care Between 12 and 23 Months	70.2%	5	44.0%	50.2%
Children Achieving Permanency within 12 Months for Children Entering Care	45.4%	3	41.0%	31.4%
Children in OHC Over 15 Months with a Reunification Goal and No TPR Petition Activity	1.8%	4	6.0%	6.6%
Children Initially Placed with Relatives/Non-Relatives	65.2%	3	65.0%	60.9%
Children Placed with Relatives or Non-Relatives	56.2%	2	65.0%	57.7%
Dependency Petitions Filed Timely	98.9%	4	90.0%	92.2%
Draft Orders to Court Submitted Timely	99.6%	3	92.0%	85.6%
Timely Permanency Hearings	96.2%	2	97.0%	96.1%
Median Number of Days from Petition to Final TPR Orders	175	3	180	205
Median Number of Days from Removal to Dependency Disposition	56	5	90	69
Placement Moves per 1,000 Bed Days	5.6	2	4	9.54
Cases for which Concerted Efforts were Made to Ensure Visitation Between a Child in Out-of-Home Care and Parents and Siblings also in OHC	66.7%	3	95.0%	59.6%
Cases with Appropriate Permanency Goals Established in a Timely Manner	97.8%	5	95.0%	85.9%
Cases with Concerted Efforts to Place Sibling Groups in OHC Together at Initial Placement	100.0%	5	95.0%	89.9%

SAFETY


Children Not Abused During In-Home Services	98.8%	5	98.0%	99.2%
Children Not Abused During Out-of-Home Services	99.8%	5	98.0%	99.8%
Children Not Abused in Six months of Termination of Services	97.9%	5	95.0%	96.8%
Children with No Recurrence of Verified Maltreatment within 12 Months of a Prior Verified Maltreatment	94.9%	5	91.0%	93.2%
Investigations with Initial Supervisory Consultation within 5 Days	99.5%	5	95.0%	97.0%
Victims Seen within 24 Hours	95.3%	5	90.0%	91.6%
Cases Accurately Assessed for Impending Danger	97.1%	5	95.0%	90.8%
Cases with Concerted Efforts to Provide Services to Prevent Entry/Re-Entry into Out-of-Home Care	56.3%	3	95.0%	44.8%
Cases with Consultation from Specialists When Indicated	63.8%	3	95.0%	55.0%
Cases with Diligent Efforts to Connect Family to Services	100.0%	5	95.0%	95.3%
Cases with Efforts to Provide Services to Prevent Removal	100.0%	5	95.0%	100.0%
Correct Present Danger Assessments	86.8%	2	95.0%	84.2%
Present Danger Plans Sufficient to Control Identified Threat	84.6%	4	95.0%	66.9%

WELL-BEING

Cases Transferred to Case Management within 10 Business Days	9.7%	2	60.0%	61.4%
Cases with Caseworker Visits with Both Parents Monthly	51.5%	2	80.0%	41.0%
Child Investigations Closed within 60 Days	99.9%	3	99.0%	98.0%
Children Seen Every 30 Days	99.6%	3	99.5%	99.0%
Cases for which Concerted Efforts were Made to Assess and Provide Services to Meet the Needs of Children, Parents, and Foster Parents	78.0%	3	95.0%	66.7%
Cases with Concerted Efforts to Involve Children and Parents in Case Planning	58.5%	2	95.0%	47.4%
Cases with Concerted Efforts to Meet the Educational Needs of the Child	94.9%	4	95.0%	90.7%
Cases with Concerted Efforts to Meet the Mental/Behavioral Health Needs of the Child	60.0%	2	95.0%	56.4%
Cases with Concerted Efforts to Meet the Physical and Dental Health Needs of the Child	77.8%	3	95.0%	66.5%
Cases with Quality Caseworker Visits with Parents to Ensure Safety, Permanency, Well-being, and Support Achievement of Case Goals	43.0%	1	95.0%	38.9%
Cases with Quality Caseworker Visits with the Child	91.5%	4	95.0%	90.1%



OVERALL SCORE



3.0

PERMANENCY



2.9

SAFETY



3.1

WELL-BEING



2.8

Circuit Statewide

Total Population	1,382,606	21,640,766
Population Under 18	233,786	4,211,566
Investigations	14,735	228,539
Removals	605	10,026
Removal Rate Per 1,000 Investigations	41.1	43.9
Children Receiving Services	4,034	58,039
Children Entering Care	2,122	27,334
Children Exiting Care	1,784	24,256
Entry Rate Per 1,000 in the General Population	9.1	6.5
Graduation Rate*	90.2	89.4
Suicide Rate*	14.7	16.9
Families Below Poverty Level*	12.1%	11.0%

METRIC PERFORMANCE

CIRCUIT 20

Investigations: DCF
Lead Agency: Children's Network of Southwest Florida
Legal Services: DCF

PERMANENCY

	Circuit Performance	Metric Score	Target	Statewide Performance
Children Achieving Permanency in 12 Months for Children in Out-of-Home Care Between 12 and 23 Months	59.4%	5	44.0%	50.2%
Children Achieving Permanency within 12 Months for Children Entering Care	37.4%	2	41.0%	31.4%
Children in OHC Over 15 Months with a Reunification Goal and No TPR Petition Activity	5.2%	3	6.0%	6.6%
Children Initially Placed with Relatives/Non-Relatives	60.3%	2	65.0%	60.9%
Children Placed with Relatives or Non-Relatives	54.5%	2	65.0%	57.7%
Dependency Petitions Filed Timely	98.6%	4	90.0%	92.2%
Draft Orders to Court Submitted Timely	88.2%	2	92.0%	85.6%
Timely Permanency Hearings	94.2%	2	97.0%	96.1%
Median Number of Days from Petition to Final TPR Orders	155	3	180	205
Median Number of Days from Removal to Dependency Disposition	80	3	90	69
Placement Moves per 1,000 Bed Days	9.2	2	4	9.54
Cases for which Concerted Efforts were Made to Ensure Visitation Between a Child in Out-of-Home Care and Parents and Siblings also in OHC	69.8%	3	95.0%	59.6%
Cases with Appropriate Permanency Goals Established in a Timely Manner	77.5%	3	95.0%	85.9%
Cases with Concerted Efforts to Place Sibling Groups in OHC Together at Initial Placement	100.0%	5	95.0%	89.9%

SAFETY

Children Not Abused During In-Home Services	99.3%	5	98.0%	99.2%
Children Not Abused During Out-of-Home Services	99.8%	5	98.0%	99.8%
Children Not Abused in Six months of Termination of Services	97.8%	5	95.0%	96.8%
Children with No Recurrence of Verified Maltreatment within 12 Months of a Prior Verified Maltreatment	92.6%	4	91.0%	93.2%
Investigations with Initial Supervisory Consultation within 5 Days	95.1%	3	95.0%	97.0%
Victims Seen within 24 Hours	83.5%	2	90.0%	91.6%
Cases Accurately Assessed for Impending Danger	88.3%	3	95.0%	90.8%
Cases with Concerted Efforts to Provide Services to Prevent Entry/Re-Entry into Out-of-Home Care	38.9%	2	95.0%	44.8%
Cases with Consultation from Specialists When Indicated	24.1%	1	95.0%	55.0%
Cases with Diligent Efforts to Connect Family to Services	95.2%	5	95.0%	95.3%
Cases with Efforts to Provide Services to Prevent Removal	100%	5	95.0%	100.0%
Correct Present Danger Assessments	82.5%	1	95.0%	84.2%
Present Danger Plans Sufficient to Control Identified Threat	59.4%	3	95.0%	66.9%

WELL-BEING

Cases Transferred to Case Management within 10 Business Days	49.7%	2	60.0%	61.4%
Cases with Caseworker Visits with Both Parents Monthly	47.1%	2	80.0%	41.0%
Child Investigations Closed within 60 Days	90.7%	2	99.0%	98.0%
Children Seen Every 30 Days	99.9%	3	99.5%	99.0%
Cases for which Concerted Efforts were Made to Assess and Provide Services to Meet the Needs of Children, Parents, and Foster Parents	77.1%	3	95.0%	66.7%
Cases with Concerted Efforts to Involve Children and Parents in Case Planning	62.0%	2	95.0%	47.4%
Cases with Concerted Efforts to Meet the Educational Needs of the Child	94.0%	4	95.0%	90.7%
Cases with Concerted Efforts to Meet the Mental/Behavioral Health Needs of the Child	80.8%	3	95.0%	56.4%
Cases with Concerted Efforts to Meet the Physical and Dental Health Needs of the Child	77.8%	3	95.0%	66.5%
Cases with Quality Caseworker Visits with Parents to Ensure Safety, Permanency, Well-being, and Support Achievement of Case Goals	48.4%	1	95.0%	38.9%
Cases with Quality Caseworker Visits with the Child	97.0%	5	95.0%	90.1%

Appendix: Methodology

Scoring

The following steps were taken to calculate the metric, domain and overall scores:

- 1. Assign Individual Metric Scores:** Each individual metric is assigned a metric score using a one through five scale. Metric scores are determined based on the relative distance between a circuit's actual performance and the established standard for that metric, based on standard deviations (SD) observed across circuits for the entire fiscal year (see scale below). All scores provided in this report are based on a circuit's 12-month performance, during State Fiscal Year (FY) 2021-2022.



- 2. Calculate Weighted Metric Scores:** Each individual accountability metric is assigned an overall weighting and a domain weighting, based on the degree to which the metric reflects customer outcomes. With the exception of eight metrics receiving increased weightings, metric weightings are equally distributed. Collectively, metrics in the permanency domain are weighted to account for 40 percent of the overall score; metrics in the safety domain are weighted to account for 40 percent of the overall score; and metrics in the well-being domain are weighted to account for 20 percent of the overall score.



In this step, each individual metric score (see Step 1) is multiplied by its assigned overall weighting to produce an overall weighted metric score, and is multiplied by its assigned domain weighting to calculate a domain weighted metric score.

- 3. Sum Weighted Metric Scores:** The sum of the overall weighted metric scores (see Step 2) is calculated for all metrics, across domains, to achieve the overall circuit score. The sum of the domain weighted metric scores is calculated for all metrics within a domain to achieve a circuit's domain scores.

Metrics

The accountability system is comprised of 38 metrics, both quantitative and qualitative, established across the domains of permanency, safety, and well-being. Metrics focus on child and family outcomes and the quality of services provided by each practice area within a circuit, and are aligned with federal- and state-mandated metrics and objectives.

Each metric has been clearly defined with standard levels of quality prescribed. Performance standards remain largely consistent with federally or state legislatively established standards. For metrics without pre-established federal standards, historical Department standards and baseline performance data were taken into consideration. A complete list of all accountability metrics for each domain, along with the established performance standards, circuit performance, metric scores, and statewide performance comparisons are detailed for each circuit throughout the report, on pages adjacent to circuit scores.

Provided alongside each of the circuit scores throughout this report, is data on relevant contextual factors. While these factors are not a part of the methodology used to grade circuit health, they are highly relevant to understanding and interpreting performance on the accountability metrics. The contextual factors considered throughout this report include the following: Numbers of total population and the population under age 18; numbers of investigations and removals and removal rates; numbers of children receiving services, entering care, and exiting care, and entry rates; and rates for graduation, suicide, and poverty. Circuit-specific and statewide data is provided for each of these contextual factors.

Data Sources

The Florida Safe Families Network (FSFN) is the data source for all quantitative measures, and the data source for all qualitative metrics is the Qualtrics Life of Case Tool, which collects the results of the quality reviews conducted by the Department's Quality Office. Quality reviews were established based on standards outlined in federal Child and Family Services Reviews (CFSR), Florida Statute, and the Department of Children and Families Operating Procedures (DCFOP).

Reviews are conducted across the lifecycle of a case to allow for near to real-time feedback and to provide supervisors opportunities to discuss or contest findings. Reviews are conducted using a representative, random population sample at a volume to provide results at 90 percent confidence with a 10 percent margin of error, by circuit. Additionally, the Department has deployed a quarterly "Benchmarking" process to ensure the inter-rater reliability and agreeability of findings. The results of this process have shown the quality review findings to be above industry standards.

For more information and detailed data that was used in the creation of this report, please refer to: www.MyFLFamilies.com/Accountability.

***ENDNOTES:** Data for the general population and population under the age of 18, and the graduation, suicide, and poverty rates provided throughout this report were obtained from the Florida Department of Health's Florida Health Charts.

Appendix: Metrics

Following the passage of Senate Bill 1326 in 2020, the Department collaborated with contracted partners and community stakeholders to establish the following accountability metrics for state fiscal year 2021–2022.

The following table provides a description of each metric and indicates whether it is a federally required measure or a measure established by the state.

PERMANENCY

Type	Metric	Description
Federal	Children Achieving Permanency in 12 Months for Children in Out-of-Home Care Between 12 and 23 Months	The percent of children placed in a permanent home within 12 months of entering out-of-home care.
Federal	Children Achieving Permanency within 12 Months for Children Entering Care	The percent of children who have been in out-of-home care between 12 and 23 months placed in a permanent home within twelve months.
State	Children in OHC Over 15 Months with a Reunification Goal and No TPR Petition Activity	The percent of children who have been in out of home care for over 15 months, who have a goal of reunification, and for which termination of parental rights activity has not initiated.
State	Children Initially Placed with Relatives/ Non-Relatives	The percent of children whose first placement in out-of-home care is with a family member or person known to the family.
State	Children Placed with Relatives or Non-Relatives	The percent of children who are placed in out-of-home care with a family member or person known to the family.
State	Dependency Petitions Filed Timely	The percent of dependency petitions filed within 24 days after the initial shelter hearing or within the extended deadline determined by the court.
State	Draft Orders to Court Submitted Timely	The percent of draft orders submitted to the court for shelter hearings, case plan acceptance, adjudication, disposition, termination of parental rights, and case closures within established timeframes.
State	Timely Permanency Hearings	The percent of permanency hearings completed within 12 months of the most recent initial shelter hearing or permanency review.
State	Median Number of Days from Petition to Final TPR Orders	The number of days between the submittal of a petition for terminating parental rights and the courts entry of a final termination of parental rights judgement.
State	Median Number of Days from Removal to Dependency Disposition	The number of median days between the removal of a child from their home to the dependency disposition.
State	Placement Moves per 1,000 Bed Days	The rate at which children change placements while in out-of-home care during the report period.
Federal	Cases for which Concerted Efforts were Made to Ensure Visitation Between a Child in Out-of-Home Care and Parents and Siblings also in OHC	The percent of cases in which concerted efforts were made by the case managers to ensure visitation between a child in out-of-home care and parents and/or siblings.
Federal	Cases with Appropriate Permanency Goals Established in a Timely Manner	The percent of cases where appropriate permanency goals were established for the child in a timely manner.
State	Cases with Concerted Efforts to Place Sibling Groups in OHC Together at Initial Placement	The percent of initial placements of sibling groups in which concerted efforts were made to place the sibling group together in out-of-home care.

SAFETY

Type	Metric	Description
State	Children Not Abused During In-Home Services	The percent of children that did not have a verified case of abuse or neglect while receiving in-home services.
Federal	Children Not Abused During Out-of-Home Services	The percent of children who are not the victims of abuse or neglect while in foster care during the report period.
State	Children Not Abused in Six months of Termination of Services	The percent of children who were victims of a verified maltreatment who were not victims in a subsequent report of a verified maltreatment within twelve months of the initial report.
Federal	Children with No Recurrence of Verified Maltreatment within 12 Months of a Prior Verified Maltreatment	The percent of children who were victims of a verified maltreatment who were not victims in a subsequent report of a verified maltreatment within twelve months of the initial report.
State	Investigations with Initial Supervisory Consultation within 5 Days	The percent of initial investigations that had a supervisory consultation or supervisory review within 5-days of the Hotline intake decision date.
State	Victims Seen within 24 Hours	The percent of alleged victims of abuse or neglect with a face-to-face visit from an investigator within 24-hours of the Hotline intake decision date.
Federal	Cases Accurately Assessed for Impending Danger	The percent of cases in which the investigator came to the correct impending danger determination based on findings from Family Functioning Assessment.
Federal	Cases with Concerted Efforts to Provide Services to Prevent Entry/Re-Entry into Out-of-Home Care	The percent of cases in which there is evidence that concerted efforts were made to provide services to prevent entry/re-entry into out-of-home care.
State	Cases with Consultation from Specialists When Indicated	The percent of cases in which specialists/subject matter experts were consulted when the need was indicated.
State	Cases with Diligent Efforts to Connect Family to Services	The percent of cases in which there is evidence that diligent efforts were made to connect the family to appropriate services.
Federal	Cases with Efforts to Provide Services to Prevent Removal	The percent of cases in which concerted efforts were made to provide services to families that would prevent placement of children in foster care or re-entry into foster care after reunification.
Federal	Correct Present Danger Assessments	The percent of cases in which present danger assessments were correct and the decision is supported within the assessment.
Federal	Present Danger Plans Sufficient to Control Identified Threat	The percent of cases in which the present safety plans were sufficient to control for identified threats.

WELL-BEING

Type	Metric	Description
State	Cases Transferred to Case Management within 10 Business Days	The percent of cases that are transferred from investigations to case management within 10 business days of a child's removal.
State	Cases with Caseworker Visits with Both Parents Monthly	The percent of cases in which caseworkers visited with both parents every month during an open case.
State	Child Investigations Closed within 60 Days	The percent of investigations that are closed within 60 days.
State	Children Seen Every 30 Days	The percent of children transferred to case management who are seen at intervals no longer than 30 days.
Federal	Cases for which Concerted Efforts were Made to Assess and Provide Services to Meet the Needs of Children, Parents, and Foster Parents	The percent of cases in which concerted efforts were made to assess and provide services to meet the needs of children, parents, and foster parents.
Federal	Cases with Concerted Efforts to Involve Children and Parents in Case Planning	The percent of cases in which concerted efforts were made to involve the children and parents in case planning.
Federal	Cases with Concerted Efforts to Meet the Educational Needs of the Child	The percent of cases in which concerted and reasonable efforts were made to meet the educational needs of the child.
Federal	Cases with Concerted Efforts to Meet the Mental/Behavioral Health Needs of the Child	The percent of cases in which concerted efforts were made to meet the mental health needs of the child.
Federal	Cases with Concerted Efforts to Meet the Physical and Dental Health Needs of the Child	The percent of cases in which concerted efforts were to meet the physical and dental health needs of the child.
Federal	Cases with Quality Caseworker Visits with Parents to Ensure Safety, Permanency, Well-being, and Support Achievement of Case Goals	The percent of cases in which quality visits were made between the parent(s) and caseworker to ensure safety, permanency, and wellbeing of the child, and support achievement of case goals.
Federal	Cases with Quality Caseworker Visits with the Child	The percent of cases in which the quality of visits between caseworkers and the child(ren) in the case were sufficient to ensure the safety, permanency, and well-being of the child(ren) and promote achievement of case goals.

