
**DROPOUT PREVENTION
-- AND ACADEMIC --
INTERVENTION PROGRAMS**

Annual Report • 2021-2022



Overview

The Office of Dropout Prevention (DOP) provides technical assistance, strategies and resources to assist students, schools, districts, parents and community organizations throughout Florida.

DOP programs provide identified student populations with supplemental support systems to help achieve success. These programs create a multi-layer system of support for students and families facing academic struggles and school disengagement. Educator resources and district funding provide supports to professionals representing exceptional student education, juvenile justice education, dropout prevention, federal programs for at-risk student populations, attendance and truancy, social work, volunteer programs, higher education, faith-based and community-based organizations, and family engagement.

Purpose

This annual report provides documentation regarding dropout prevention and academic intervention programs success in graduation rate, dropout rate, attendance rate, and retention/promotion rate, pursuant to section 1003.53, Florida Statutes (F.S.).

Dropout Prevention Programs

Pursuant to section 1003.53(1)(a), F.S., educational programs for dropout prevention and academic intervention shall include curricula, character development and law education, and related services that support the program goals and lead to improved performance in the areas of academic achievement, attendance and discipline. Eligible students for DOP programs are students in grades 1-12 that are identified as academically unsuccessful, students with a pattern of excessive absenteeism or habitual truancy, students with a history of disruptive behavior, or students identified by a school's early warning system (pursuant to Section 1001.42(18)(b), F.S.).

The 2021-22 data (represented in exhibits) include 29,278 students that participated in a DOP program for at least 45 days in the selected program. Previous outcomes included students who participated at least 50 percent of the prescribed length of stay rather than the actual length of stay. The average participation in a dropout prevention program is 45 days or greater and is a more accurate measure of the effectiveness of the dropout prevention program on student outcomes. As 45 days or more in the selected program is a new calculation for 2021-22, only this year will be reported. Reports in future years will include comparisons.

Dropout Prevention Program Enrollment

During the 2021-22 school year, 29,278 students participated in one or more DOP programs for 45 days or more of the actual length of program.

Exhibit 1 displays the enrollment in the various DOP programs (excluding children of teenage parents). It reflects students with participation of 45 days or more of the actual length of program that were served in one or more DOP programs at any time during the 2021-22 school year.

Exhibit 1.

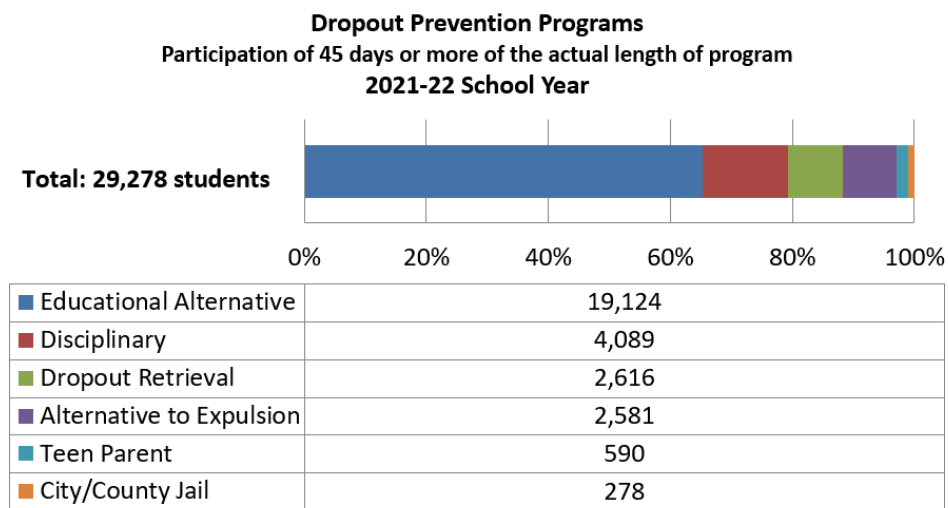


Exhibit 2 displays percentage of students participating in DOP programs based on sex.

Exhibit 2.

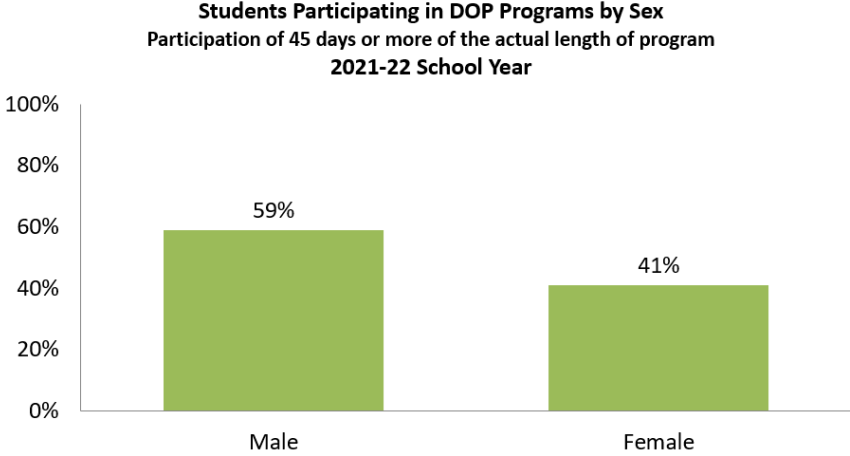


Exhibit 3 displays percentage of students that participated in DOP programs based on ethnicity.

Exhibit 3.

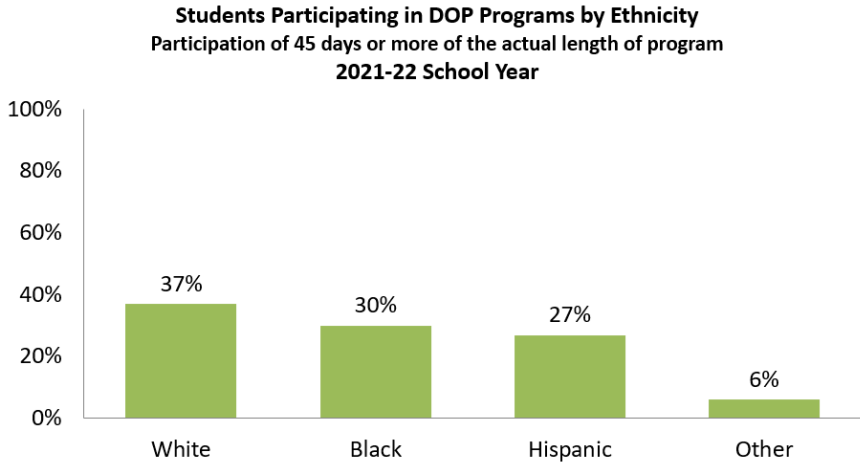


Exhibit 4 displays percentage of students receiving DOP programs based on school level.

Exhibit 4.

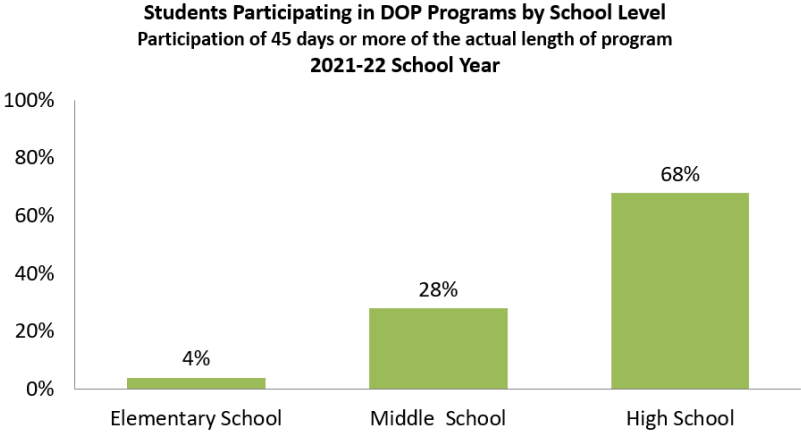
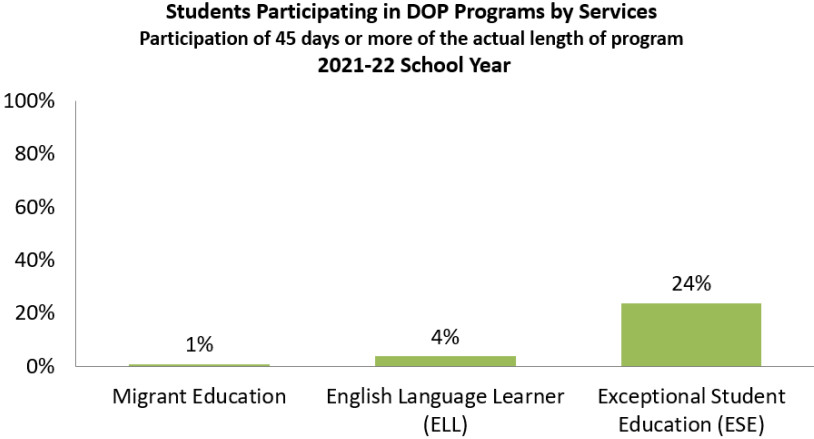


Exhibit 5 displays percentage of students participating in DOP programs based on services. Students participating in DOP programs may also receive services from migrant education programs, English language learner (ELL) education services and exceptional student education (ESE) services.

Exhibit 5.



Measuring Student Performance Outcomes

The following information includes outcome data only for those students who participated in a DOP program in 2021-22 for 45 days or more of the actual length of program. Within each of the programs, student outcome data addresses the following:

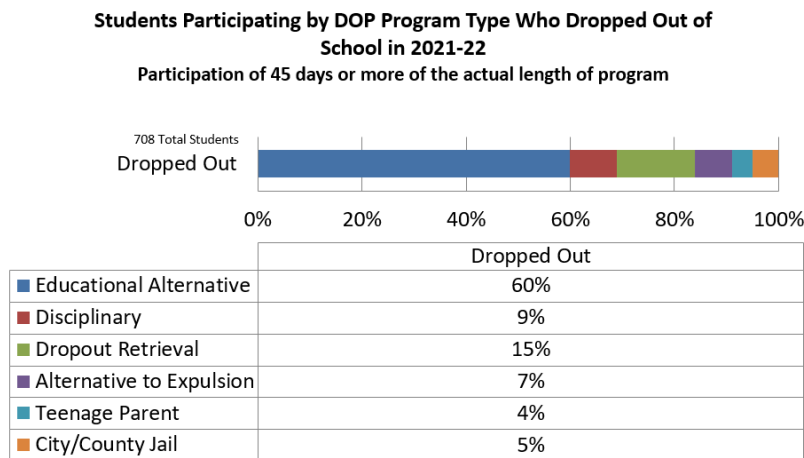
- Dropout – The number of students in grades 9-12 who dropped out divided by the total number of students in grades 9-12;
- Promotion – The number of students promoted to a higher grade or graduated divided by the number of students participating in the program;
- Attendance – The number of students missing 10 percent or more of school days divided by the number of students participating in the program; and
- Discipline – The number of students suspended for more than ten days or expelled divided by the number of students participating in the program.

Dropout Rate (2021-22)

Of the 19,989 students in grades 9-12 that participated for 45 days or more of the actual length of program, 708 (4%) dropped out of school. 96 percent of students continued to pursue their program goals.

Exhibit 6 – displays the percentage by program.

Exhibit 6.



Measuring Student Outcomes by DOP Type

The following information includes student outcome data for each of the following DOP program types: disciplinary, educational alternatives, teenage parent, alternative to expulsion, dropout retrieval and city/county jail. A student may participate in one or more programs in a year. The number of students in respective programs (29,368) is more than the total number of participants (29,278).

Educational Alternative Programs

In 2021-22, 19,124 students at all grade levels participated in educational alternative programs for at least 45 days or more of the actual length of program.

Educational alternative programs are designed for students who are unmotivated or unsuccessful in the traditional school setting. Students are identified as potentially dropping out of school based on being retained, high absenteeism and failing grades.

Outcome data for students in educational alternative programs reveal the following (please note a student may fall into one or more categories):

- 424 (60%) of the 708 students served in grades 9-12 dropout prevention programs who dropped out of school were in educational alternative programs;
- 17,100 (89%) of 19,214 students were promoted to a higher grade;
- 10,777 (56%) of 19,214 students missed 1 percent or more school days; and
- 19 (10%) of 19,214 students were suspended for more than ten days or expelled.

Disciplinary Programs

In 2021-22, 4,089 students at all grade levels participated in a disciplinary program for 45 days or more of the actual length of program.

Disciplinary programs are designed to provide interventions for students who are disruptive in the traditional school environment. These programs afford students positive alternatives to suspension and expulsion.

Outcome data for students in disciplinary programs reveal the following (please note a student may fall into one or more categories):

- 65 (9%) of the 708 students participating in grades 9-12 DOP programs who dropped out of school were in disciplinary programs;
- 3,680 (90%) of 4,089 students were promoted to a higher grade;
- 2,739 (67%) of 4,089 students were missing 10 percent or more school days; and
- 4 (1%) of 4,089 students were suspended for more than ten days or expelled.

Dropout Retrieval Programs

In 2021-22, 2,616 students at all grade levels participated in a dropout retrieval program for at least 45 days of the actual length of program.

The dropout retrieval programs are designed for students who have officially been designated as dropping out of school and are again enrolled in school and persevering towards graduation with a primary focus on credit recovery and career planning.

Outcome data for students in dropout retrieval programs reveal the following (please note a student may fall into one or more categories):

- 108 (15%) of the 708 students served in grades 9-12 DOP programs who dropped out of school were in dropout retrieval programs;
- 2,119 (81%) of 2,616 students were promoted to a higher grade;
- 1,308 (50%) of 2,616 students missed 10 percent or more school days; and
- No students were suspended for more than ten days or expelled.

Alternative to Expulsion

In 2021-22, 2,581 students at all grade levels participated in an alternative to expulsion program for at least 45 days of the actual length of program.

The alternative to expulsion programs are designed for students who are subject to district school board policies for expulsion for repeated or serious offenders.

Outcome data for students in alternative to expulsion programs reveal the following (please note a student may fall into one or more categories):

- 46 (6%) of the 708 students served in grades 9-12 DOP programs who dropped out of school were in alternative to expulsion programs;
- 2,287 (89%) of 2,581 students were promoted to a higher grade;
- 1,721 (67%) of 2,581 students missed 10 percent or more school days; and
- 10 (0.4%) of 2,581 students were suspended for more than 10 days or expelled.

Teenage Parent Programs

In 2021-22, 590 teenage parents at all grade levels participated in a teenage parent program for at least 45 days of the actual length of program.

The teenage parent programs are designed for students who are pregnant or parenting. Students enrolled in teenage parent programs can continue their education as well as attend classes focusing on child growth and development, nutrition and parenting skills. Ancillary services include health services, social services, childcare and transportation. These services are designed to meet the specific needs of pregnant or parenting students and their children.

Outcome data for students in teenage parent programs reveal the following (please note a student may fall into one or more categories):

- 28 (4%) of the 708 students served in grades 9-12 dropout prevention programs who dropped out of school were in teenage parent programs;
- 543 (92%) of 590 students were promoted to a higher grade;
- 513 (87%) of 590 students missed 10 percent or more school days; and
- No students were suspended for more than ten days or expelled.

City or County Jail Programs

In 2021-22, 278 students at all grade levels participated in a city or county jail program for 45 days or more of the actual length of program.

The city or county jail programs are designed for students who are detained in a county or city detention facility and offered educational services.

Outcome data for students in city or jail programs reveal the following (please note a student may fall into one or more categories):

- 37 (5%) of the 708 students served in grades 9-12 dropout prevention programs who dropped out of school were in city or county jail programs;
- 247 (89%) of 278 students were promoted to a higher grade;
- 33 (12%) of 278 students missed 10 percent or more school days; and
- No students were suspended for more than ten days or expelled.

Concluding Comments

In keeping with the Florida Department of Education's vision, the Office of Dropout Prevention will continue to ensure students have access to innovative programs which improve the quality of education options available to enhance students' opportunities for access, advancement and achievement.

