




State of Florida
Department of Health

Volunteer Health Care Provider Program Annual Report

Fiscal Year 2021–22



December 2022

Ron DeSantis
Governor

Joseph A. Ladapo, MD, PhD
State Surgeon General

Table of Contents

Executive Summary	1
Background	2
Section 1: Community and Faith-Based Clinics and Organizations.....	4
Section 2: Licensed Health Care Professionals	7
Section 3: Value of Donated Goods and Services.....	8
Appendix A: Volunteer Health Care Provider Program Clinics and Organizations Contributions by County.....	9
Appendix B: Volunteer Health Care Provider Program Clinics and Contributions	11
Appendix C: Summary of Clinics and Organizations that Closed	27
Appendix D: Financial Liability Report.....	28

Executive Summary

The Volunteer Health Care Provider Program (Program) Annual Report is provided in accordance with Section 766.1115(8), Florida Statutes, to summarize contributions achieved by the program. During Fiscal Year (FY) 2021–22, 219 community and faith-based clinics and organizations reported a total of 10,043 licensed health care professionals and 1,382 Eligibility and Referral Specialists volunteered in the program.¹ The clinics and organizations reported providing 443,971 health care services to eligible individuals. In addition, they reported that the program's value of health-related goods and services provided to Florida's citizens totaled more than \$321 million. Since the program's inception in 1992, the Department of Health (Department) has documented more than \$4.9 billion in donated goods and services.

Detailed information is provided within appendices A through C.

Appendix A summarizes the number of participating clinics and organizations providing services and their total contributions by county.

Appendix B summarizes the number of reported volunteers and health care service counts and the value of contributions by individual clinic for each county.²

Appendix C lists the clinics that closed during FY 2021–22. These clinics will not appear in the next annual report.

¹ Of the 10,043 licensed health care professionals, 781 provided services to more than one clinic or organization.

² Appendix C lists the clinics that closed during FY 2021–22. These clinics will not appear in the next annual report.

Volunteer Health Care Provider Program Annual Report

Background

Created by the Access to Health Care Act in 1992, the Volunteer Health Care Provider Program (Program) improves access to health care for uninsured and underserved low-income residents. To encourage practitioners to volunteer, the state protects them from lawsuits under a Florida sovereign immunity provision when providing free medical and dental services to underserved populations.³ These professionals provide volunteer services primarily in community and faith-based medical clinics that serve uninsured and underserved individuals. The program also trains non-licensed volunteers to determine eligibility and refer individuals to providers for primary or specialty care.

Individuals eligible for medical and dental services through the Program must meet one of the following financial criteria:

- Those who do not have health insurance that covers the treatment being sought and have a gross family income that is less than 200 percent of the federal poverty level (FPL), or
- Those who meet Medicaid-eligibility under Florida law and meet the Program's income eligibility criteria (less than 200 percent FPL). Medicaid clients are eligible to receive services through a free clinic when there is no Medicaid provider available in the area.

The program is administered by the Florida Department of Health (Department) State Health Office, staffed by a supervisor in Tallahassee and nine regional coordinators across the state. In FY 2021–22, expenditures to administer the program totaled \$518,320. Regional coordinators prepare and manage the contracts with volunteer health care professionals that provide for sovereign immunity. County health department health officers, on behalf of the Department, sign the contracts with licensed health care professionals participating in the program.

Regional coordinators also ensure compliance with sovereign immunity requirements, conduct quality assurance monitoring of patient's medical records at the clinics and organizations where clients receive services and train non-licensed volunteers in eligibility determination and referral procedures. In addition to individual health care provider contracts, the Department contracts

³ For additional information on sovereign immunity, see Section 766.1115(2), Florida Statutes.

with 109 medical clinics and organizations where licensed health care professionals serve eligible clients.

Section 766.1115 (7), Florida Statutes, requires that the program's annual report include a list of claims filed against the Program as compiled by the Florida Department of Financial Services, Division of Risk Management. Appendix D documents that no claims have been filed against the program in preceding 12 months. As previously reported, no claims have been reported since March 2012.

Section 1: Community and Faith-Based Clinics and Organizations

Licensed health care professionals participating in the program provide services at clinics and medical organizations serving uninsured and underserved individuals. During FY 2021–22, health care professionals provided services in 219 community and faith-based clinics, organizations and one or more mobile dental visits in 48 counties.

Since the Fiscal Year 2020-21, the program has increased the number of counties with participating clinics and organizations from 44 to 47. As shown in Exhibit 1, of these 47 counties, 34 had from 1 to 4 participating clinics and organizations; 7 had from 5 to 7 participants; 5 had from 12 to 15 participants and Miami-Dade County had 26 participants. Four of the 201 clinics are mobile medical units. A total of 20 counties had no clinics participating in the program. The program's strategic objective is to increase the number of counties that have the program from 47 to 55 by December 30, 2025. To achieve this objective, the program has collaborated with its external medical and dental clinic participants and the Department's Office of Rural Health in outreach activities to promote the program. Dental care is an important service provided through this program. Exhibit 2 shows the Florida Baptist Convention Mobile Dental Unit visited 15 counties and provided free dental services.

Exhibit 1: Community and Faith-Based Clinics and Organizations by County (N=201)

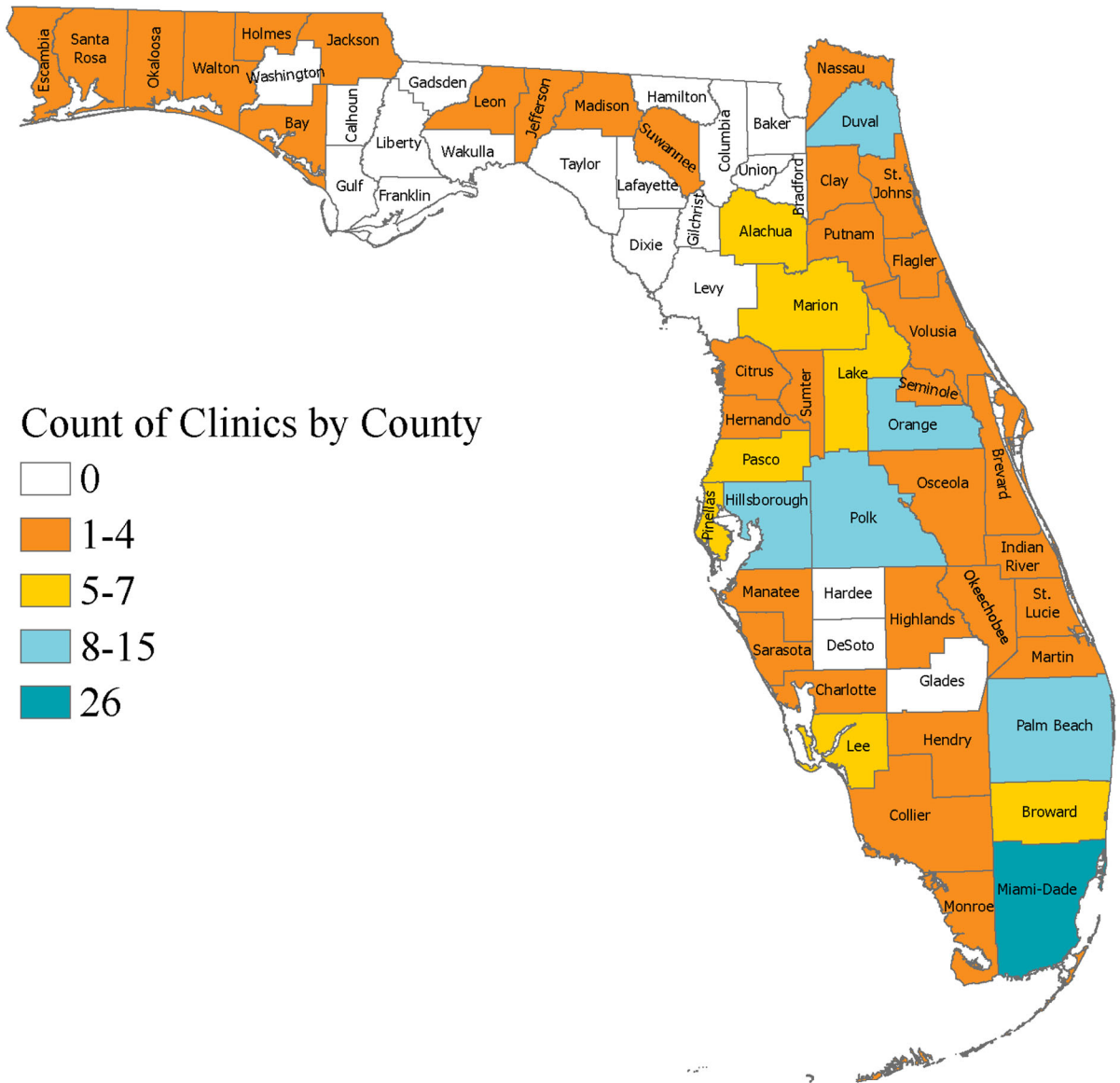
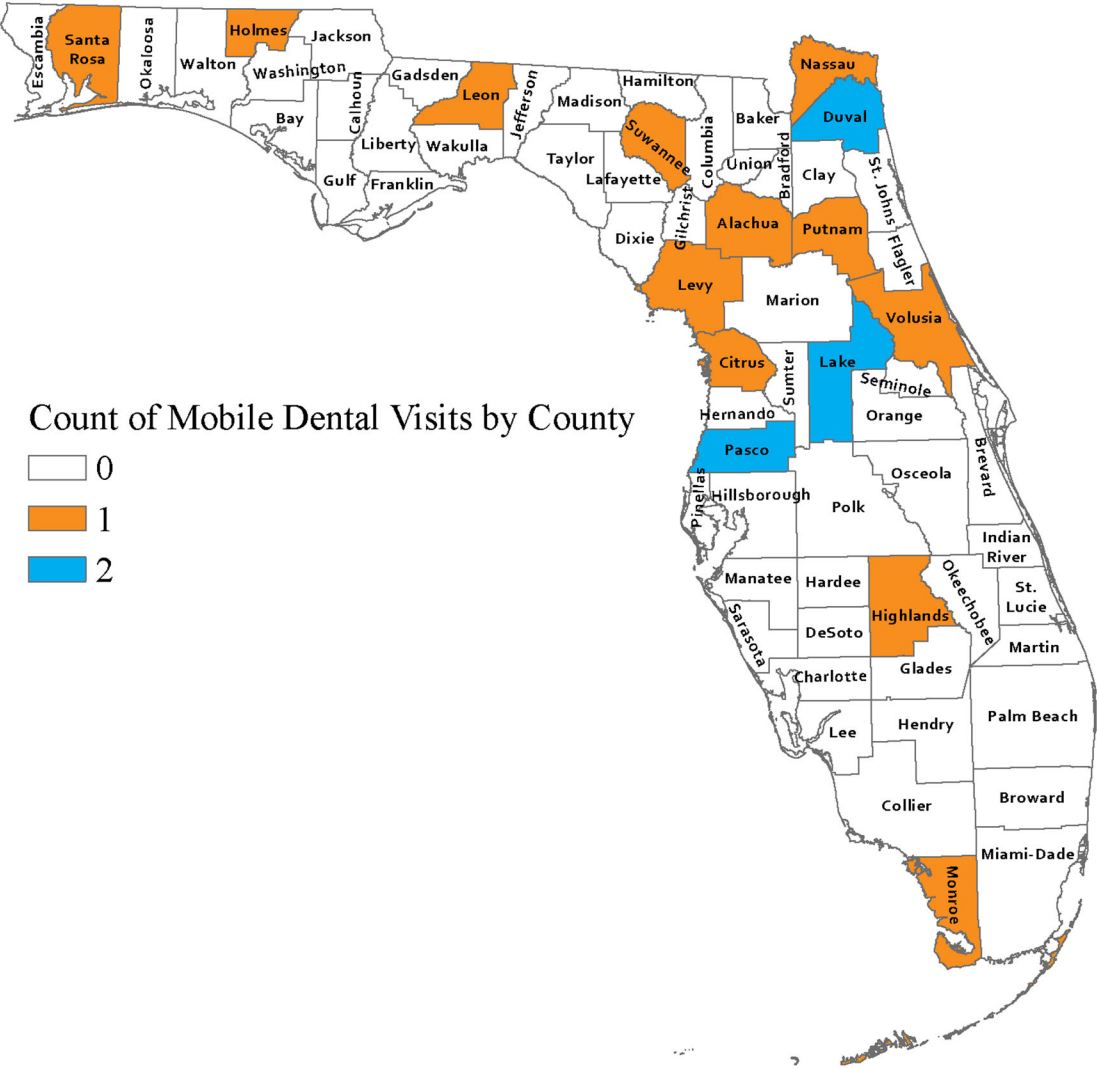


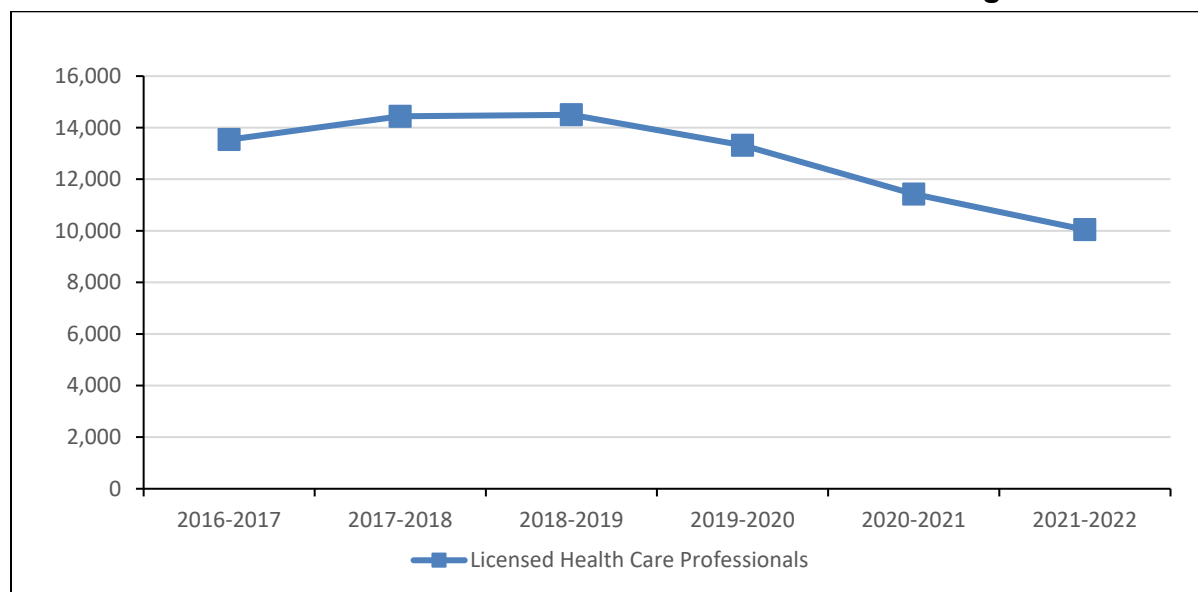
Exhibit 2: Florida Baptist Convention, Mobile Dental Visits by County (N=15)



Section 2: Licensed Health Care Professionals

The Department contracts with licensed health care professionals who volunteer to provide medical and dental services through the Program. During FY 2021–22, the 10,043 licensed health care professionals participating in the program provided 443,971 health care services to eligible individuals through the Program. As shown in Exhibit 3, the number of licensed health care professionals providing volunteer services has decreased by 25.9 percent (N=3,495) since FY 2016–17. Over the past three years, the program has seen a decrease in the number of contracted providers participating in the program. Part of that decrease can be attributed to changes to the Florida Administrative Code Chapter 64I-2, limiting the terms of the Volunteer Health Care Provider contract (DH1029) to 60 months. This change ensured that clinics remove licensed health care professionals from their database who are no longer providing services to their clinics, thus submitting an accurate clinic summary report.

Exhibit 3: Licensed Health Care Professionals FY 2016–17 through FY 2021–22



Source: Annual self-reporting requirements for clinics and organizations participating in the program.

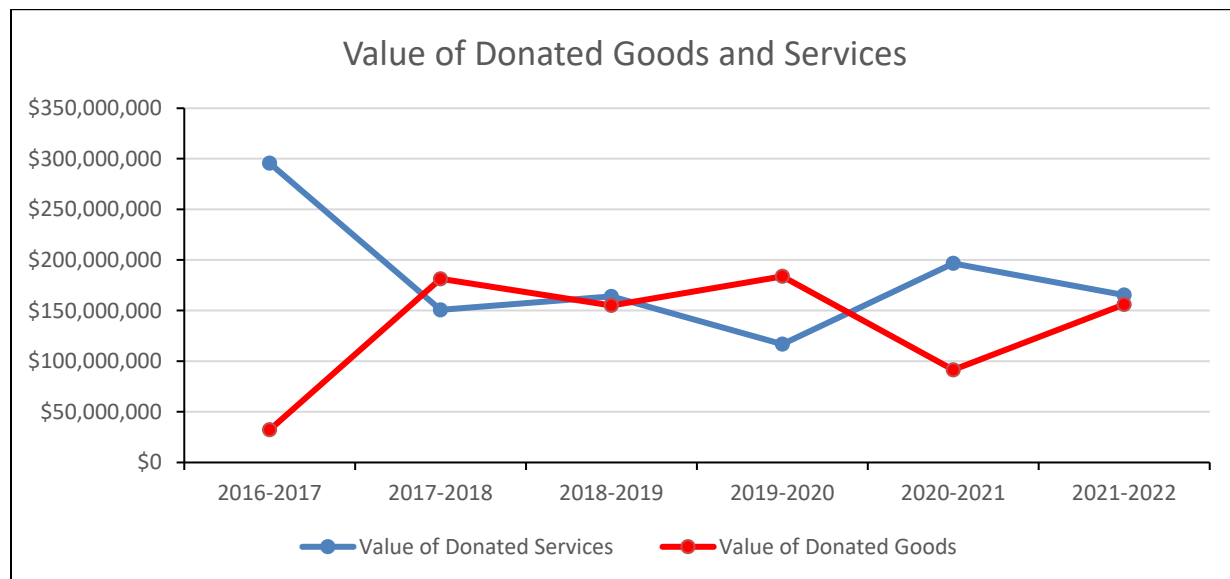
In addition to the health care professionals who support the Program, a total of 1,382 Eligibility and Referral Specialists volunteered to screen clients for eligibility determination and refer patients for primary and specialty care during FY 2021–22.

Section 3: Value of Donated Goods and Services

The value of health care services is self-reported by the clinics and organizations that participate in the Program. During FY 2021–22, all clinics and organizations participating in the Program reported fiscal information. They reported a total of 872,653 donated hours valued at approximately \$165 million. In addition, 140 of the total 219 clinics and organizations reported receiving donations of money, supplies and equipment valued at approximately \$156 million. The combined value of services and donations totaled more than \$321 million during FY 2021-22.

Since the program’s inception in 1992, participating clinics have reported more than \$4.9 billion in donated goods and services. Exhibit 4 shows a significant increase in contributions from FY 2020-21 to 2021-22. However, while contributions are showing a positive increase, the exhibit also shows the overall decrease of contributions by 2 percent compared to FY 2016–17 when the value totaled \$327 million.⁴

Exhibit 4: Total Value of Donated Goods and Services for FY 2016–17 through FY 2021–22



Source: Annual self-reporting requirements for clinics and organizations that participated in the program.

⁴ The Total Value of Goods and Services has decreased due in part to the closure of clinics and organizations over the past few years.

Appendix A: Volunteer Health Care Provider Program Clinics and Organizations Contributions by County

July 1, 2021–June 30, 2022

The following table presents aggregate information by county for the number of participating clinics and organizations, health care services provided, licensed volunteers, Eligibility and Referral Specialists and the value of contributions.

Counties	Clinics and Organizations	Health Care Services	Licensed Volunteers	Eligibility and Referral Specialists	Value of Contributions
Alachua County	6	3,888	952	49	\$4,875,870
Baker County*	0	0	0	0	\$0
Bay County	3	11,965	90	21	\$10,318,053
Bradford County*	0	0	0	0	\$0
Brevard County	4	2,933	242	54	\$2,729,059
Broward County	6	2,529	50	13	\$2,184,810
Calhoun County*	0	0	0	0	\$0
Charlotte County	2	14,865	171	16	\$11,677,653
Citrus County	5	824	44	7	\$370,929
Clay County	2	2,045	25	11	\$1,118,187
Collier County	3	12,967	596	9	\$21,796,632
Columbia County*	0	0	0	0	\$0
DeSoto County*	0	0	0	0	\$0
Dixie County*	0	0	0	0	\$0
Duval County	14	12,880	604	41	\$24,747,636
Escambia County	3	13,798	252	61	\$5,979,310
Flagler County	1	2,104	31	5	\$2,031,208
Franklin County*	0	0	0	0	\$0
Gadsden County*	0	0	0	0	\$0
Gilchrist County*	0	0	0	0	\$0
Glades County*	0	0	0	0	\$0
Gulf County*	0	0	0	0	\$0
Hamilton County*	0	0	0	0	\$0
Hardee County*	0	0	0	0	\$0
Hendry County	1	312	228	0	\$563,144
Hernando County	2	1,258	23	5	\$385,612
Highlands County	2	1,274	59	15	\$1,081,543
Hillsborough County	15	53,326	862	138	\$18,387,083
Holmes County	2	146	26	31	\$77,382

*No volunteers were available for clinical services during FY 2021–22.

Counties	Clinics and Organizations	Health Care Services	Licensed Volunteers	Eligibility and Referral Specialists	Value of Contributions
Indian River County	1	1,158	100	1	\$403,860
Jackson County	1	148	5	3	\$80,751
Jefferson County	1	0	0	0	\$0
Lafayette County*	0	0	0	0	\$0
Lake County	7	3,724	141	36	\$4,371,235
Lee County	6	7,867	290	17	\$10,254,032
Leon County	5	2,510	371	23	\$5,899,569
Levy County	1	51	13	5	\$30,236
Liberty County*	0	0	0	0	\$0
Madison County	2	0	0	0	\$0
Manatee County	4	5,817	99	8	\$3,717,362
Marion County	6	3,491	300	32	\$5,433,179
Martin County	3	15,823	199	8	\$12,163,290
Miami-Dade County	27	105,496	765	127	\$42,243,270
Monroe County	2	2,333	103	12	\$7,328,004
Nassau County	2	3,708	16	21	\$3,549,568
Okaloosa County	2	1,056	20	5	\$1,860,234
Okeechobee County	1	153	18	1	\$95,475
Orange County	14	21,575	1,083	129	\$25,152,531
Osceola County	3	2,193	40	11	\$516,590
Palm Beach County	12	57,004	440	44	\$28,674,363
Pasco County	7	5,699	130	37	\$1,972,466
Pinellas County	7	24,178	239	36	\$9,169,766
Polk County	11	19,213	414	141	\$19,375,879
Putnam County	2	543	18	47	\$105,510
St. Johns County	1	2,997	60	7	\$1,642,857
St. Lucie County	1	4,215	60	4	\$9,093,778
Santa Rosa County	3	1,550	329	18	\$5,430,944
Sarasota County	3	3,144	24	15	\$338,509
Seminole County	3	6,672	263	17	\$10,418,249
Sumter County	1	1,527	36	15	\$343,074
Suwannee County	2	242	61	40	\$133,601
Taylor County*	0	0	0	0	\$0
Union County*	0	0	0	0	\$0
Volusia County	5	2,768	137	24	\$3,202,482
Wakulla County*	0	0	0	0	\$0
Walton County	2	2	14	1	\$2,593
Washington County*	0	0	0	0	\$0
Total	219	443,971	10,043	1,382	\$321,327,368

*No volunteers were available for clinical services during FY 2021–22.

Appendix B: Volunteer Health Care Provider Program Clinics and Contributions

July 1, 2021–June 30, 2022

The following tables present detailed information by county and by clinic and organization for health care services provided, licensed volunteer participating and the value of contributions.

Statewide

Clinics and Organizations	Health Care Services	Licensed Volunteers	Value of Contributions ¹
Total	443,971	10,043	\$321,327,368

Alachua County

Clinics and Organizations	Health Care Services	Licensed Volunteers	Value of Contributions ¹
Alachua County Medical Society Foundation Inc.	1,789	872	\$3,345,234
Helping Hands Clinic ³	0	0	\$0
North Central Florida Baptist Association (MDU) ²	41	4	\$17,243
RAHMA Mercy Clinic	58	16	\$57,338
UF College of Medicine Equal Access Clinic Network	2,000	60	\$1,456,055
Westside Samaritans Clinic ³	0	0	\$0
Total	3,888	952	\$4,875,870

Bay County

Clinics and Organizations	Health Care Services	Licensed Volunteers	Value of Contributions ¹
Avicenna Free Clinic	2,229	20	\$317,060
BayCare	379	28	\$1,059,787
Saint Andrew Community Medical Center	9,357	42	\$8,941,206
Total	11,965	90	\$10,318,053

¹ Value of Contributions includes donations and the value of volunteers' services.

² MDU = Mobile Dental Unit, Florida Baptist Convention

³ Clinic did not report their annual summary.

Brevard County

Clinics and Organizations	Health Care Services	Licensed Volunteers	Value of Contributions ¹
Adult Volunteer Dental Clinic, Brevard County Health Department	94	4	\$48,476
Brevard Health Alliance	974	205	\$1,137,837
Brevard Hispanic Center, Inc. DBA Delacruz Volunteer Clinic	155	4	\$37,046
Space Coast Volunteers in Medicine	1,710	29	\$1,505,700
Total	2,933	242	\$2,729,059

Broward County

Clinics and Organizations	Health Care Services	Licensed Volunteers	Value of Contributions ¹
Broward Partnership for the Homeless, Inc. ³	0	0	\$0
Light of the World Clinic	2,066	42	\$1,997,226
Light One's Path Foundation ³	0	0	\$0
Living Water Care Center, a Ministry of Immanuel Baptist Church	463	8	\$187,584
Miami Rescue Mission Clinic DBA as Broward Outreach Health clinic – Hollywood ³	0	0	\$0
Pak-American Clinic ³	0	0	\$0
Total	2,529	50	\$2,184,810

Charlotte County

Clinics and Organizations	Health Care Services	Licensed Volunteers	Value of Contributions ¹
Englewood Community Care Clinic, Inc.	554	36	\$647,724
Virginia B. Andes Volunteer Community Clinic, Inc.	14,311	135	\$11,029,929
Total	14,865	171	\$11,677,653

¹ Value of Contributions includes donations and the value of volunteers' services.

² MDU = Mobile Dental Unit, Florida Baptist Convention

³ Clinic did not report their annual summary.

Citrus County

Clinics and Organizations	Health Care Services	Licensed Volunteers	Value of Contributions ¹
Citrus County Family Resource Center Connections Clinic	224	5	\$34,912
Doctor's Free Clinic of Citrus County	114	13	\$71,122
First Baptist Church, Inverness (MDU) ²	19	3	\$24,067
Nature Coast Ministries, Inc., No Cost Dental Clinic ³	450	8	\$233,699
We Care, Citrus County	17	15	\$7,159
Total	824	44	\$370,929

Clay County

Clinics and Organizations	Health Care Services	Licensed Volunteers	Value of Contributions ¹
Clay County Dental Care, Inc.	168	9	\$71,040
The Way Free Medical Clinic	1,877	16	\$1,047,147
Total	2,045	25	\$1,118,187

Collier County

Clinics and Organizations	Health Care Services	Licensed Volunteers	Value of Contributions ¹
Neighborhood Health Clinic	10,445	437	\$17,749,763
Panira Healthcare Clinic	130	5	\$36,852
Physician Led Access Network (PLAN) of Collier County	2,392	154	\$4,010,017
Total	12,967	596	\$21,796,632

¹ Value of Contributions includes donations and the value of volunteers' services.

² MDU = Mobile Dental Unit, Florida Baptist Convention

³ Clinic did not report their annual summary.

Duval County

Clinics and Organizations	Health Care Services	Licensed Volunteers	Value of Contributions ¹
City Rescue Mission (Dental Clinic)	185	52	\$84,899
City Rescue Mission (Medical Clinic)	193	12	\$34,295
Community Health Outreach ³	0	0	\$0
I.M. Sulzbacher Center for the Homeless, Inc.	183	5	\$36,220
Jacksonville Myanmar Association	117	10	\$16,993
Lake Shore Baptist Church (MDU) ²	108	13	\$156,148
Legacy of Care Health Center, Inc. ³	0	0	\$0
Mission House Inc.	1,128	31	\$168,241
Muslim American Social Services	3,499	31	\$5,173,025
Park City Baptist Church (MDU) ²	101	22	\$76,325
Philippine Nurses Association of Northeast Florida	28	15	\$34,590
St. Vincent's Mobile Health Outreach Ministry Mobile Dental Unit	314	5	\$49,074
Vision Is Priceless Council	2,619	70	\$447,726
We Care Jacksonville, Inc.	4,405	338	\$18,470,100
Total	12,880	604	\$24,747,636

Escambia County

Clinics and Organizations	Health Care Services	Licensed Volunteers	Value of Contributions ¹
Escambia County Medical Society Foundation, Inc.	229	61	\$186,954
Health & Hope Clinic	11,122	125	\$4,867,997
Saint Joseph Medical Screening Clinic	2,447	66	\$924,359
Total	13,798	252	\$5,979,310

Flagler County

Clinics and Organizations	Health Care Services	Licensed Volunteers	Value of Contributions ¹
Flagler County Free Clinic, Inc.	2,104	31	\$2,031,208
Total	2,104	31	\$2,031,208

¹ Value of Contributions includes donations and the value of volunteers' services.

² MDU = Mobile Dental Unit, Florida Baptist Convention

³ Clinic did not report their annual summary.

Hendry County

Clinics and Organizations	Health Care Services	Licensed Volunteers	Value of Contributions ¹
Hendry Regional Medical Center (Thru United Way of Lee County)	312	228	\$563,144
Total	312	228	\$563,144

Hernando County

Clinics and Organizations	Health Care Services	Licensed Volunteers	Value of Contributions ¹
Crescent of Hernando, Inc., Crescent Community Clinic	1,106	17	\$350,007
People Helping People in Hernando County, Inc.	152	6	\$35,605
Total	1,258	23	\$385,612

Highlands County

Clinics and Organizations	Health Care Services	Licensed Volunteers	Value of Contributions ¹
Lake Josephine First Baptist Church (MDU) ²	22	3	\$18,684
Samaritan's Touch Care Center	1,252	56	\$1,062,859
Total	1,274	59	\$1,081,543

¹ Value of Contributions includes donations and the value of volunteers' services.

² MDU = Mobile Dental Unit, Florida Baptist Convention

Hillsborough County

Clinics and Organizations	Health Care Services	Licensed Volunteers	Value of Contributions¹
Beth-El Farmworker Ministry, Inc.	98	8	\$22,149
BRIDGE Healthcare Clinic	827	108	\$804,635
Calvary Community Clinic Inc.	334	13	\$194,772
Catholic Charities Free Clinics, Diocese of St. Petersburg, Inc.	2,069	40	\$697,485
GRACE Community Medical Center, Inc	85	9	\$617,876
Gulf Coast Dental Outreach Clinic	297	8	\$257,764
Judeo Christian Health Clinic, Inc.	34,281	253	\$9,982,970
Mission Tampa, Inc. / Mission Smiles	458	126	\$254,206
Outreach Clinic, Inc.	1,471	110	\$2,156,993
Peace on Earth Foundation, Inc., Free Clinic of Tampa Bay	55	3	\$40,631
Pioneer Medical Group Clinic	7,836	51	\$1,818,451
Red Crescent Clinic of Tampa Bay	2,897	27	\$763,644
St. George Clinic, Inc.	599	42	\$593,594
Tampa Bay Street Medicine Clinic	1,850	55	\$42,156
Underground Clinic, Inc.	169	9	\$139,757
Total	53,326	862	\$18,387,083

Holmes County

Clinics and Organizations	Health Care Services	Licensed Volunteers	Value of Contributions¹
Holmes County Community Health Center	115	16	\$65,259
Holmes County (MDU) ²	31	10	\$12,123
Total	146	26	\$77,382

Indian County

Clinics and Organizations	Health Care Services	Licensed Volunteers	Value of Contributions¹
We Care Program, Florida Department of Health in Indian River	1,158	100	\$403,860
Total	1,158	100	\$403,860

¹ Value of Contributions includes donations and the value of volunteers' services.² MDU = Mobile Dental Unit, Florida Baptist Convention

Jackson County

Clinics and Organizations	Health Care Services	Licensed Volunteers	Value of Contributions ¹
Faith Health Clinic	148	5	\$80,751
Total	148	5	\$80,751

Jefferson County

Clinics and Organizations	Health Care Services	Licensed Volunteers	Value of Contributions ¹
Shepherd's Hands of The Suwannee Valley, Inc., Madison ³	0	0	\$0
Total	0	0	\$0

Lake County

Clinics and Organizations	Health Care Services	Licensed Volunteers	Value of Contributions ¹
AdventHealth Waterman Community Primary Health Clinic	586	8	\$1,988,028
Community Medical Care Center, Inc.	2,058	37	\$568,989
First Baptist Church, Umatilla (MDU) ²	278	11	\$49,649
Heritage Community Church, Fruitland Park (MDU) ²	76	14	\$44,006
Lazarus Free Dental Clinic, Catholic Charities of Central Florida	212	6	\$68,215
Saint Luke's Free Medical and Dental Clinic-Catholic Charities of Central Florida	266	11	\$80,127
We Care of Lake County	248	54	\$1,572,221
Total	3,724	141	\$4,371,235

¹ Value of Contributions includes donations and the value of volunteers' services.

² MDU = Mobile Dental Unit, Florida Baptist Convention

³ Clinic reported their annual summary to Shepherd's Hands of The Suwannee Valley, Inc., Suwannee County

Lee County

Clinics and Organizations	Health Care Services	Licensed Volunteers	Value of Contributions ¹
Christian Medical Ministries DBA SW Florida Free Pain Clinic	1,303	9	\$450,274
Epilepsy Services of Southwest Florida	289	3	\$15,000
Florida Lions Club Eye Clinic	2,044	20	\$1,088,673
Premier Mobile Health Services	80	8	\$239,047
Project Dentists Care of Southwest Florida, Inc.	1,220	22	\$187,498
United Way of Lee County Inc., We Care	2,931	228	\$8,273,540
Total	7,867	290	\$10,254,032

Leon County

Clinics and Organizations	Health Care Services	Licensed Volunteers	Value of Contributions ¹
Capital Medical Society Foundation, Inc., We Care Network	2,180	340	\$5,835,055
CESC Kearney Center at Tallahassee Leon Shelter, Dental Clinic	299	8	\$53,358
CESC Kearney Center at Tallahassee Leon Shelter, Medical Clinic ³	0	0	\$0
Neighborhood Medical Center	11	18	\$4,479
Veteran's Stand Down Tallahassee Event (MDU) ²	20	5	\$6,677
Total	2,510	371	\$5,899,569

Levy County

Clinics and Organizations	Health Care Services	Licensed Volunteers	Value of Contributions ¹
First Baptist Church, Chiefland (MDU) ²	51	13	\$30,236
Total	51	13	\$30,236

Madison County

Clinics and Organizations	Health Care Services	Licensed Volunteers	Value of Contributions ¹
Shepherd's Hands of The Suwannee Valley, Inc., Madison ⁴	0	0	\$0
Shepherd's Hands of The Suwannee Valley, Inc., Greenville ⁴	0	0	\$0
Total	0	0	\$0

¹ Value of Contributions includes donations and the value of volunteers' services.

² MDU = Mobile Dental Unit, Florida Baptist Convention

³ Clinic did not report their annual summary.

⁴ Clinic reported their annual summary to Shepherd's Hands of The Suwannee Valley, Inc., Suwannee County

Manatee County

Clinics and Organizations	Health Care Services	Licensed Volunteers	Value of Contributions ¹
Community Coalition on Homelessness	5,311	37	\$2,858,796
Epilepsy Services of Southwest Florida ³	0	0	\$0
Genesis Health Services, Inc. ²	0	0	\$0
We Care Manatee, Inc.	506	62	\$852,576
Total	5,817	99	\$3,711,372

Marion County

Clinics and Organizations	Health Care Services	Licensed Volunteers	Value of Contributions ¹
Deliverance Outreach Ministries, Inc.	50	2	\$82,874
FreeD.O.M Clinic USA	2,430	94	\$2,904,750
Hope Clinic, Inc.	483	6	\$78,885
La Guadalupana Clinic, Ocala	81	5	\$37,728
Marion County, We Care, Inc.	380	187	\$2,309,750
Project Dentists Care of Marion County ³	0	0	0
Three Angels Clinic	67	6	\$19,192
Total	3,491	300	\$5,433,179

Martin County

Clinics and Organizations	Health Care Services	Licensed Volunteers	Value of Contributions ¹
Christian Community Care Center, Inc.	396	6	\$81,462
Light of the World Charities, Inc. Little Lights Dentistry	4,591	3	\$1,562,539
Volunteers in Medicine Clinic	10,836	190	\$10,519,289
Total	15,823	199	\$12,163,290

¹ Value of Contributions includes donations and the value of volunteers' services.

² Clinic did not report their annual summary

³ Clinic reported its annual summary to Epilepsy Services of Southwest Florida., Sarasota County

Miami-Dade County

Clinics and Organizations	Health Care Services	Licensed Volunteers	Value of Contributions¹
Baptist Health South Florida	9,571	102	\$6,082,000
Brownsville Medical Center Inc.	1,386	7	\$2,626,156
Caring for Miami	2,118	156	\$481,991
Center for Haitian Studies	1,601	4	\$534,000
Community Smiles	46,693	64	\$9,808,216
Dade County Street Response Inc.	668	25	\$205,618
Doral Pro Health Corp.	164	8	\$14,083
Good News Care Center	12,275	75	\$7,529,888
Good Samaritan Community Health	541	3	\$247,035
Iglesia Doral ²	0	0	\$0
League Against Cancer	688	13	\$4,507,556
Lotus Wellness Center LLC ²	0	0	\$0
Miami Rescue Mission Clinic Inc.	4,724	8	\$757,166
Ministerio Medico Evangelistico Juana Agulla Inc. ²	0	0	\$0
North Miami Beach Medical Center, Inc.	688	7	\$2,296,792
Open Door Health Center Inc.	10,894	101	\$1,927,193
Robert Morgan Center for Dental Care and Education Inc. ²	492	17	\$196,884
South Miami Children's Clinic	9	2	\$2,490
St. John Bosco Clinic Inc.	3,681	29	\$1,983,342
Universal Heritage Institute Inc.	5,021	25	\$1,014,925
Universal Medical Institute, Inc.	3,148	20	\$890,269
University of Miami IDEA Exchange Wound Care Clinic	501	20	\$303,955
University of Miami Night Clinic at CHS	190	14	\$141,673
University of Miami, St. John Bosco Tuesday Night Clinic	208	59	\$164,038
University of Miami-Physical Therapy Clinic ²	0	0	\$0
Urban Mercy Clinics of Miami, Inc.	235	6	\$528,000
Total	105,496	765	\$42,243,270

¹ Value of Contributions includes donations and the value of volunteers' services.² No Patient Visit

Monroe County

Clinics and Organizations	Health Care Services	Licensed Volunteers	Value of Contributions ¹
Florida Keys (MDU) ²	52	3	\$2,843,148
Good Health Clinic	2,281	100	\$4,484,856
Total	2,333	103	\$7,328,004

Nassau County

Clinics and Organizations	Health Care Services	Licensed Volunteers	Value of Contributions ¹
Barnabas Center, Inc., Medical and Dental	3,652	5	\$3,522,480
Northeast Florida Baptist Association (MDU) ²	56	11	\$27,088
Total	3,708	16	\$3,549,568

Okaloosa County

Clinics and Organizations	Health Care Services	Licensed Volunteers	Value of Contributions ¹
Crossroads Center, Inc.	1,056	20	\$1,860,234
Hope Medical Clinic ³	0	0	\$0
Total	1,056	20	1,860,234

Okeechobee County

Clinics and Organizations	Health Care Services	Licensed Volunteers	Value of Contributions ¹
Open Hands Health Center, Inc.	153	18	\$95,475
Total	153	18	\$95,475

¹ Value of Contributions includes donations and the value of volunteers' services.

² MDU = Mobile Dental Unit, Florida Baptist Convention

³ Clinic did not report their annual summary.

Orange County

Clinics and Organizations	Health Care Services	Licensed Volunteers	Value of Contributions ¹
Adventist University of Health Sciences, Hope Clinic	484	26	\$851,471
Alma Health Ministries Inc. ²	0	0	\$0
Community Care Clinic Florida Hospital	1,486	7	\$158,256
Community Medicine Clinic at Florida Hospital	3,947	32	\$1,118,111
Dental Care Access Foundation	384	57	\$175,999
Epilepsy Foundation of Central Florida	10	1	\$2,800
Five Pillars Free Clinic Inc.	26	12	\$25,723
Grace Medical Home	9,677	288	\$9,018,122
Islamic Society of Central Florida	112	2	\$54,996
Latino Leadership Inc. ²	0	0	\$0
Saint Luke's Coptic Medical Center	248	13	\$5,241
Shepherd's Hope, Inc.	2,424	528	\$11,457,997
SpecialCare of Central Florida, Inc.	1,050	115	\$1,643,585
The Mental Health Association of Central Florida	1,727	2	\$640,230
Total	21,575	1,083	\$25,152,531

Osceola County

Clinics and Organizations	Health Care Services	Licensed Volunteers	Value of Contributions ¹
Catholic Charities St. Thomas Aquinas	654	27	\$81,351
Free Clinic of Florida, Inc.	119	1	\$18,809
Osceola County Council on Aging	1,420	12	\$416,430
Total	2,193	40	\$516,590

¹ Value of Contributions includes donations and the value of volunteers' services.

² Clinic did not report their annual summary.

Palm Beach County

Clinics and Organizations	Health Care Services	Licensed Volunteers	Value of Contributions¹
Arthritis Foundation	385	15	\$163,098
Caridad Health Center, Medical & Dental	35,278	222	\$22,913,573
Community Health Center, Medical & Vision	4,305	20	\$1,286,513
Healing Health Care Center, Inc.	697	2	\$117,343
Jamaicans of the Palm Beaches ⁴	0	0	\$0
Mission Clinic of Palm Springs ³	0	0	\$0
Mission Medical Clinic, Medical & Dental	14,517	4	\$2,422,373
MyClinic, Medical & Dental	1,176	28	\$1,018,785
Project Access	548	144	\$728,704
Save-A-Molar, Dental Program ⁴	0	0	\$0
Shenandoah Medical Care Center ⁴	0	0	\$0
We Care Clinic, Inc.	98	5	\$23,974
Total	57,004	440	\$28,674,363

Pasco County

Clinics and Organizations	Health Care Services	Licensed Volunteers	Value of Contributions¹
CARES Senior Health Clinic	1,235	13	\$969,668
Faith Community Church, Spring Hill (MDU) ²	43	11	\$50,854
Good Samaritan Health Clinic of Pasco County	3,989	75	\$712,337
Sertoma Speech & Hearing Foundation of Florida, Inc.	150	1	\$139,256
St Andre Clinic, Catholic Charities, Diocese of St. Petersburg, Inc	249	22	\$72,702
St. Verena Clinic, New Port Richey ⁴	0	0	\$0
Veterans Stand Down, Sandy Hills (MDU) ²	33	8	\$27,649
Total	5,699	130	\$1,972,466

¹ Value of Contributions includes donations and the value of volunteers' services.

² MDU = Mobile Dental Unit, Florida Baptist Convention

³ Clinic did not report their annual summary.

⁴ No Patient Visit

Pinellas County

Clinics and Organizations	Health Care Services	Licensed Volunteers	Value of Contributions ¹
Clearwater Free Clinic	12,203	110	\$5,093,416
Community Dental Clinic	2,603	11	\$1,881,561
Homeless Empowerment Program - HEP Dental Clinic	1,786	34	\$909,776
La Clinica Guadalupeana	1,781	9	\$732,824
St. Mina Coptic Medical Center, Inc.	240	6	\$81,344
St. Petersburg Free Clinic	5,525	63	\$431,963
Willa Carson Health Resource Center	40	6	\$38,882
Total	24,178	239	\$9,169,766

Polk County

Clinics and Organizations	Health Care Services	Licensed Volunteers	Value of Contributions ¹
Angels Care Center of Eloise	232	16	\$116,333
Lake Wales Care Center	365	12	\$674,743
Lakeland Volunteers in Medicine	11,973	203	\$11,678,223
Mid-Town Dental Clinic / Free Dental Day ³	0	0	\$0
Parkview Outreach Community Center, Inc.	1,254	22	\$565,863
Polk County, Health Care Dental Clinic at Traviss Center	225	4	\$227,775
Project Dentists Care, Give Kids A Smile	91	11	\$58,021
Talbot House Ministries of Lakeland, Inc. DBA Good Samaritan Clinic	1,672	10	\$1,413,635
The Haley Center Inc.	618	29	\$1,241,168
We Care of Central Florida, Inc.	2,783	107	\$3,400,118
Winter Haven Hospital Foundation Mobile Medical Clinic ³	0	0	\$0
Total	19,213	414	\$19,375,879

Putnam County

Clinics and Organizations	Health Care Services	Licensed Volunteers	Value of Contributions ¹
First Baptist Church Interlachen (MDU) ²	61	7	\$31,880
Putnam County Medical Mission	482	11	\$73,630
Total	543	18	\$105,510

¹ Value of Contributions includes donations and the value of volunteers' services.

² MDU = Mobile Dental Unit, Florida Baptist Convention

³ No Patient Visit

Saint Johns County

Clinics and Organizations	Health Care Services	Licensed Volunteers	Value of Contributions ¹
Wildflower Healthcare	2,997	60	\$1,642,857
Total	2,997	60	\$1,642,857

Saint Lucie County

Clinics and Organizations	Health Care Services	Licensed Volunteers	Value of Contributions ¹
Saint Lucie County Health Access Network, Inc. (HANDS)	4,215	60	\$9,093,778
Total	4,215	60	\$9,093,778

Santa Rosa County

Clinics and Organizations	Health Care Services	Licensed Volunteers	Value of Contributions ¹
Good Samaritan Clinic	74	141	\$52,499
Jay First Baptist Church (MDU) ²	1,322	57	\$5,300,881
We Care-Santa Rosa	154	131	\$77,564
Total	1,550	329	\$5,430,944

Sarasota County

Clinics and Organizations	Health Care Services	Licensed Volunteers	Value of Contributions ¹
Epilepsy Foundation of Southwest Florida	154	4	\$32,215
Good Samaritan Pharmacy & Health Services, Inc.	2,990	20	\$306,294
Universal Crescent Clinic ³	0	0	\$0
Total	3,144	24	\$338,509

Seminole County

Clinics and Organizations	Health Care Services	Licensed Volunteers	Value of Contributions ¹
American Muslim Social Services, Inc.	4,150	20	\$1,087,079
Shepherd's Hope, Inc., Longwood	1,306	238	\$9,025,840
United Medical & Social Services Inc.	1,216	5	\$305,330
Total	6,672	263	\$10,418,249

¹ Value of Contributions includes donations and the value of volunteers' services.

² MDU = Mobile Dental Unit, Florida Baptist Convention

³ No Patient Visit

Sumter County

Clinics and Organizations	Health Care Services	Licensed Volunteers	Value of Contributions ¹
Lazarus Free Medical Clinic, Catholic Charities of Central Florida	1,527	36	\$343,074
Total	1,527	36	\$343,074

Suwannee County

Clinics and Organizations	Health Care Services	Licensed Volunteers	Value of Contributions ¹
Shepherd's Hands of The Suwannee Valley, Inc.	108	26	\$43,761
Suwannee Baptist Association (MDU) ²	134	35	\$89,840
Total	242	61	\$133,601

Volusia County

Clinics and Organizations	Health Care Services	Licensed Volunteers	Value of Contributions ¹
Bella Vista Baptist Church (MDU) ²	64	11	\$72,255
Good Samaritan Clinic of West Volusia, Medical & Dental Clinic	742	51	\$498,669
Jesus Clinic	1,821	63	\$2,554,304
St. George Medical Center ³	0	0	\$0
Volusia Volunteers in Medicine Clinic	141	12	\$77,254
Total	2,768	137	\$3,202,482

Walton County

Clinics and Organizations	Health Care Services	Licensed Volunteers	Value of Contributions ¹
Hope Medical Clinic Freeport ³	0	0	\$0
We Care, Walton County	2	14	\$2,593
Total	2	14	\$2,593

¹ Value of Contributions includes donations and the value of volunteers' services.

² MDU = Mobile Dental Unit, Florida Baptist Convention

³ Clinic did not report their annual summary.

Appendix C: Summary of Clinics and Organizations that Closed

The following table identifies clinics that previously participated in the program but closed during FY 2021–22 and did not provide any volunteer services.

County	Clinics and Organizations
Hillsborough	Center for Family Health
Marion	Berry Project, LLC
Miami-Dade	WeCare Telehealth
Miami-Dade	New Life Baptist Church of Carol City
Osceola	Osceola Christian Ministry Center, Medical and Dental Clinic
Osceola	Osceola Christian Ministry Center, Pregnancy Center
Palm Beach	Saint Mary Coptic Orthodox Clinic Palm Beach
Volusia	Islamic Social Services Inc.

Appendix D: Financial Liability Report



CHIEF FINANCIAL OFFICER
JIMMY PATRONIS
STATE OF FLORIDA

April 5, 2022

Christopher P. Gainous, Sr.
Supervisor, Volunteer Health Services
Department of Health
Health Resources and Access Section
4052 Balk Cypress Way, BIN #BC15
Tallahassee, Florida 32399-1706

RE: Volunteer Healthcare Provider Program

Dear Mr. Gainous Sr.:

Pursuant to s.766.1115(7), F.S., this is to report that zero claims have been filed with the Division of Risk Management, in the past twelve months, against the Volunteer Healthcare Provider Program.

If you have any questions, please call to discuss.

Sincerely,

A handwritten signature in black ink, appearing to read "Kelly A. Hagenbeck".

Kelly A. Hagenbeck

Florida Department of Financial Services
Kelly A. Hagenbeck • Bureau Chief of State Liability and Property Claims
Division of Risk Management • Bureau of State Liability and Property Claims
200 E. Gaines St. • Tallahassee, FL 32399-0336 • Tel. 850-413-4850
Email • kelly.hagenbeck@myfloridacfo.com
Affirmative Action • Equal Opportunity Employer