



# **ADOPTION INCENTIVE**

## **ANNUAL REPORT**

Department of Children and Families

Office of Child Welfare

November 13, 2020

Chad Poppell

Secretary

Ron DeSantis

Governor

---

# Table of Contents

Purpose.....3

Comprehensive Baseline  
Assessment.....4

2020 Adoption Baseline Line  
Data.....4

Conclusions.....12

Attachments:

Adoption Incentive Annual Report

Appendix A..... Total Adoptions and the Number of Families who Adopted 1 or more Children

Appendix B..... Total Adoptions & Percent Change in Total Number of Adoptions

Appendix C ..... Number of Children Who are Eligible for Adoption Who Were Adopted & Percent of Eligible Children

Appendix D..... Length of Stay from Last Removal to Termination of Parental Rights & Termination of Parental Rights to Adoption

Annual Adoption Survey

Post Communication Survey

## Purpose

The Adoption Incentive Program is intended to improve the achievement of permanency, stability, and well-being for children residing in foster care through the development of specific and measurable performance standards. Section 409.1662(4), Florida Statutes (F.S.), requires the Florida Department of Children and Families (department) to provide an annual report to the Governor and Legislature of the established negotiated targets, outcomes achieved, and incentive payments made to each Community-Based Care Lead Agency (CBC) during the previous state fiscal year.

Due to budgetary constraints, the 2019-2020 Adoption Incentive Program was unfunded. Therefore, specified adoption performance standards were not negotiated with each CBC. At the point the adoption incentive program funding is allocated, specified adoption performance standards will be identified and negotiated with each CBC.

Section 409.1662(2)(a), F.S., requires the completion of a baseline assessment of performance in the areas listed below. In establishing the baseline assessment, some limitations to available data exist, which are described throughout this report. The most recent five years of available data were evaluated for the following adoption performance areas:

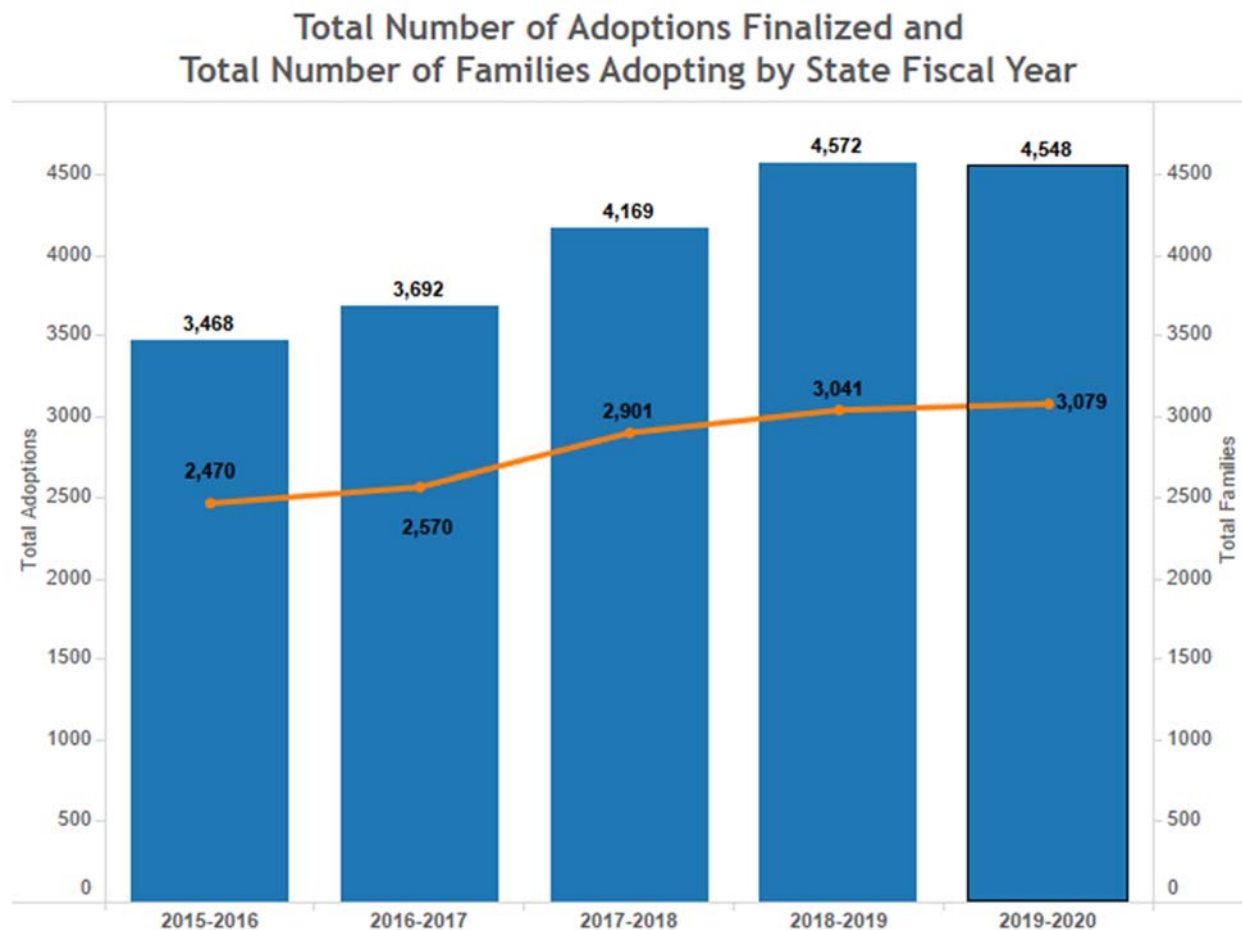
1. The number of families attempting to adopt children from foster care and the number of families completing the adoption process.
2. The number of children eligible for adoption and the number of children whose adoptions were finalized.
3. The length of time eligible children waited for adoption.
4. The number of adoptions that resulted in disruption or dissolution and the subset of those disrupted adoptions that were preventable by the CBC or the subcontracted provider.
5. The length of time taken to complete each phase of the adoption process.
6. The expenditures made to recruit adoptive homes and a description of any initiatives to improve adoption performance or streamline the adoption process.
7. The results of any specific effort to gather feedback from prospective adoptive parents, adoptive parents, children in the child welfare system, adoptees, and other stakeholders.
8. The use of evidence-based, evidence-informed, promising, and innovative practices in recruitment, orientation, and preparation of appropriate adoptive families; matching children with families; supporting children during the adoption process; and providing post-adoptive support.

## Comprehensive Baseline Assessment

Per statutory requirements (s. 409.1662(2)(a), F.S.), the department conducted a comprehensive baseline assessment of the eight required adoption performance areas. Five years of available data were analyzed for each area. To compile this report, available data was extracted from the Florida Safe Families Network (FSFN), which is Florida's child welfare system of record. Any variation in this data collection methodology is noted in the report.

### 2020 Adoption Baseline Data

1. The number of families attempting to adopt children from foster care and the number of families completing the adoption process.



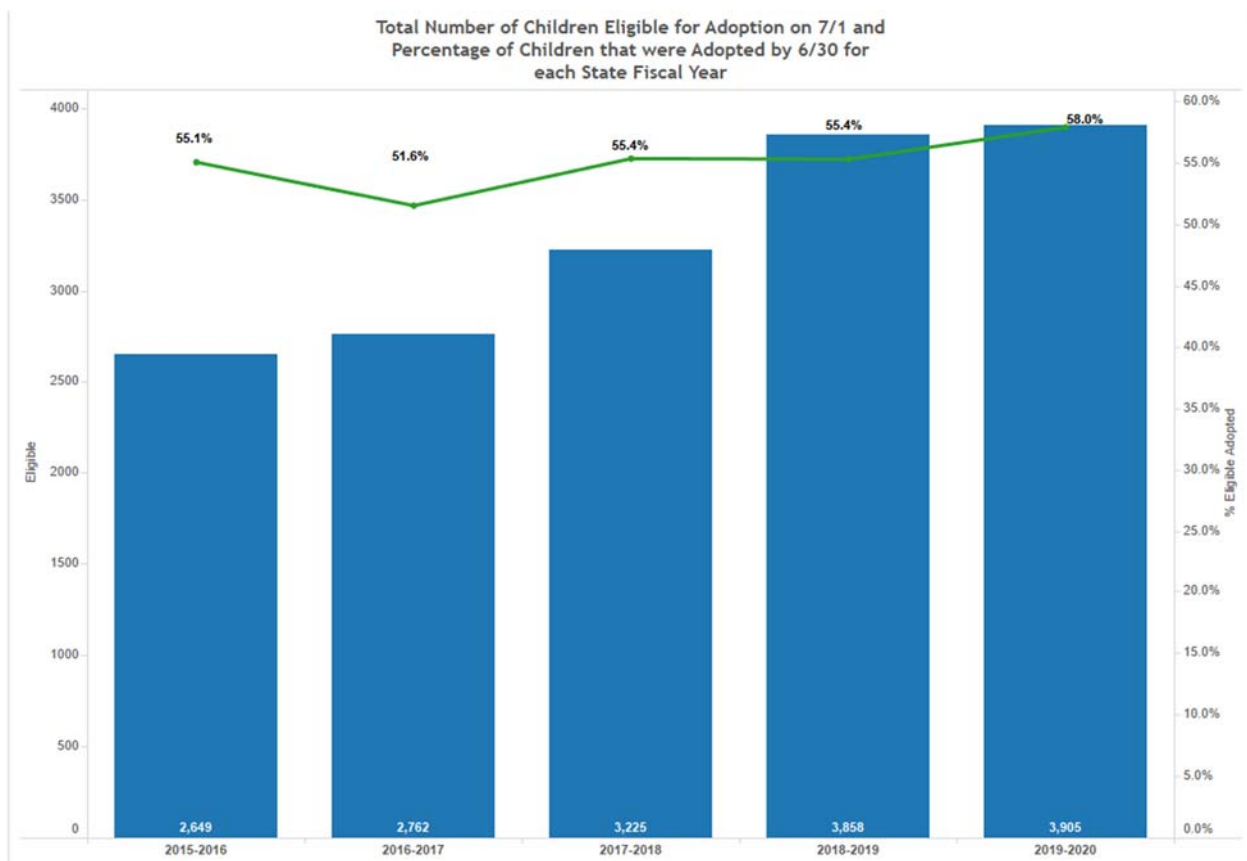
The chart above depicts the total number of adoptions through the department and the actual number of families who adopted at least one child each state fiscal year during the five-year assessment period (See Appendix A for data at the CBC level). Families interested in adopting have multiple avenues to assist them in starting the adoption process. Due to the various

methods, the department is unable to identify the number of families attempting to adopt children from foster care.

Between SFY 2014-2015 and SFY 2019-2020, the number of finalized adoptions increased from 3,468 to 4,548 and the number of families who adopted one or more children from foster care increased from 2,470 to 3,079. Potential factors that contributed to the rise in the total number of adoptions and the number of families adopting from the foster care system for SFY 2019-2020 may include the expansion of the Adoption Benefits Program for State and Other Qualifying Employees located in s. 409.1664, F.S.

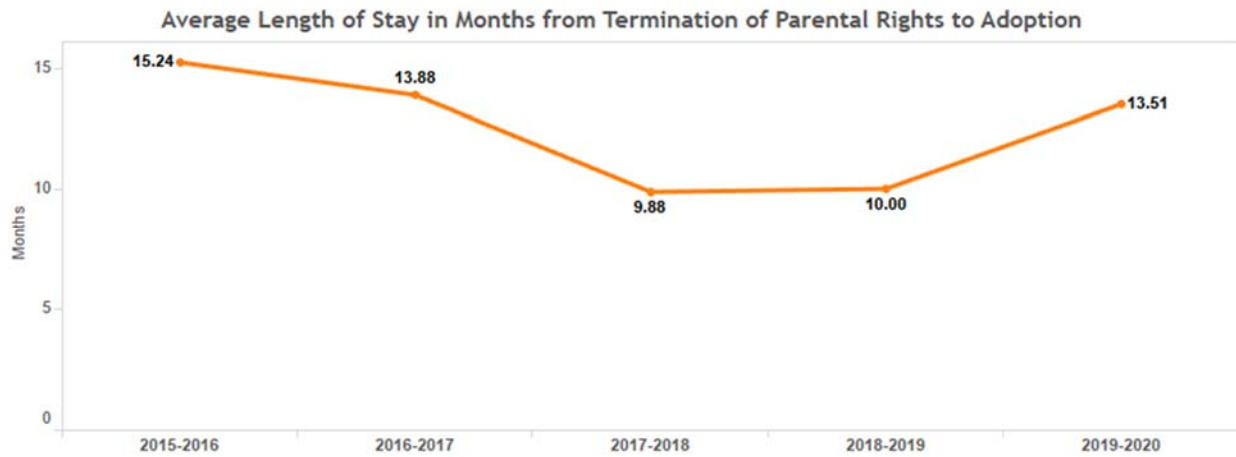
## 2. The number of children eligible for adoption and the number of children whose adoptions were finalized.

The chart below illustrates the overall trend in the number of children eligible for adoption on July 1 of the fiscal year and the subset of those children who were subsequently adopted by June 30 of that fiscal year. The number of children eligible for adoption increased from 2,649 in SFY 2015-2016 to 3,905 in SFY 2019-2020 and the percent adopted increased from 55.1 percent to 58.0 percent for the same time period (see Appendix B for CBC level data).



### 3. The length of time eligible children waited for adoption.

In Florida, children are not eligible for adoption until the parental rights of their legal and/or biological parents have been terminated. The chart below represents the average length of time from the termination of parental rights (TPR) to finalized adoption for children who had a finalized adoption during the five-year baseline assessment period. The chart shows an increase in the statewide average for the length of time from TPR to adoption finalization from 10.0 months in SFY 2018-2019 to 13.51 months in SFY 2019-2020 (see Appendix C for CBC level data).



### 4. The number of adoptions that resulted in disruption or dissolution and the subset of those disrupted adoptions that were preventable by the lead agency or the subcontracted provider.

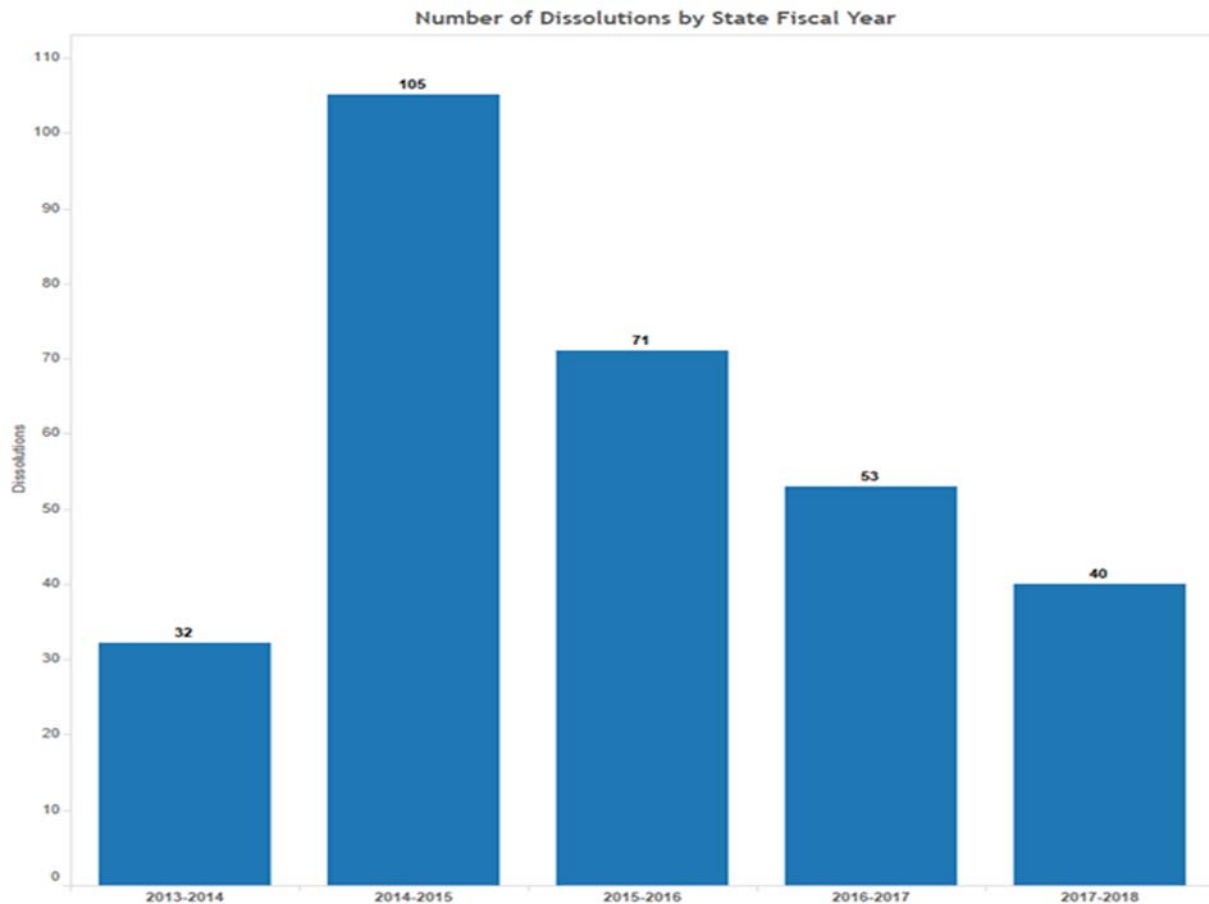
The chart below shows a listing of the total disruptions and those that were preventable by the CBC or the subcontracted provider. A preventable disruption is defined as a family withdrawing their expressed intent to adopt due to the family no longer being interested in adoption prior to the adoption being finalized. The data displayed illustrates disruptions from the last reporting period until the end of SFY 2019-2020. As indicated below, 14 CBCs have had less than five disruptions for a total of 78 preventable disruptions for SFY 2019-2020.

Number of Total and Preventable Disruptions  
July 1, 2019 through June 30, 2020

Primary Agency	Number of Preventable Disruptions	Total Disruption s	Percent Preventable
C 1 FamiliesFirst Network	4	6	66.67%
C 2 & 14 Big Bend CBC	25	31	80.65%
C 3 & 8 Partnership Strong Families	2	3	66.67%
C 4 Clay - Kids First Florida	0	0	
C 4 Family Support Svcs North Fla	11	29	37.93%
C 5 Kids Central, Inc.	5	25	20.00%
C 6 Eckerd Community Pinellas/Pasco	3	6	50.00%
C 7 Community Partnership Children	1	1	100.00%
C 7 St. Johns Family Integrity	1	2	0.00%
C 9 & 18 Embrace Families CBC	4	5	80.00%
C 10 Heartland for Children	1	3	33.33%
C 11 & 16 Citrus Health Network	11	15	73.33%
C 12 Sarasota Safe Children Coalition	1	1	100.00%
C 13 Eckerd Community Hillsborough	3	3	100.00%
C 15 ChildNet Palm Beach	3	8	37.50%
C 17 ChildNet Broward	1	4	25.00%
C 19 Communities Connected for Kids CBC	0	0	
C 20 Children's Network of SW Fla	3	3	100.00%
<b>Statewide</b>	<b>78</b>	<b>145</b>	<b>53.79%</b>

Source: OCWDRU Report #1219 - Expressed Intent to Adopt Withdrawn

Section 65C-16.001(12), Florida Administrative Code, defines dissolution as the return of a child to out-of-home care and the subsequent termination of the parental rights of the adoptive parents. Dissolutions continue to be tracked manually by the CBCs and the department's Statewide Adoption Program Specialist.



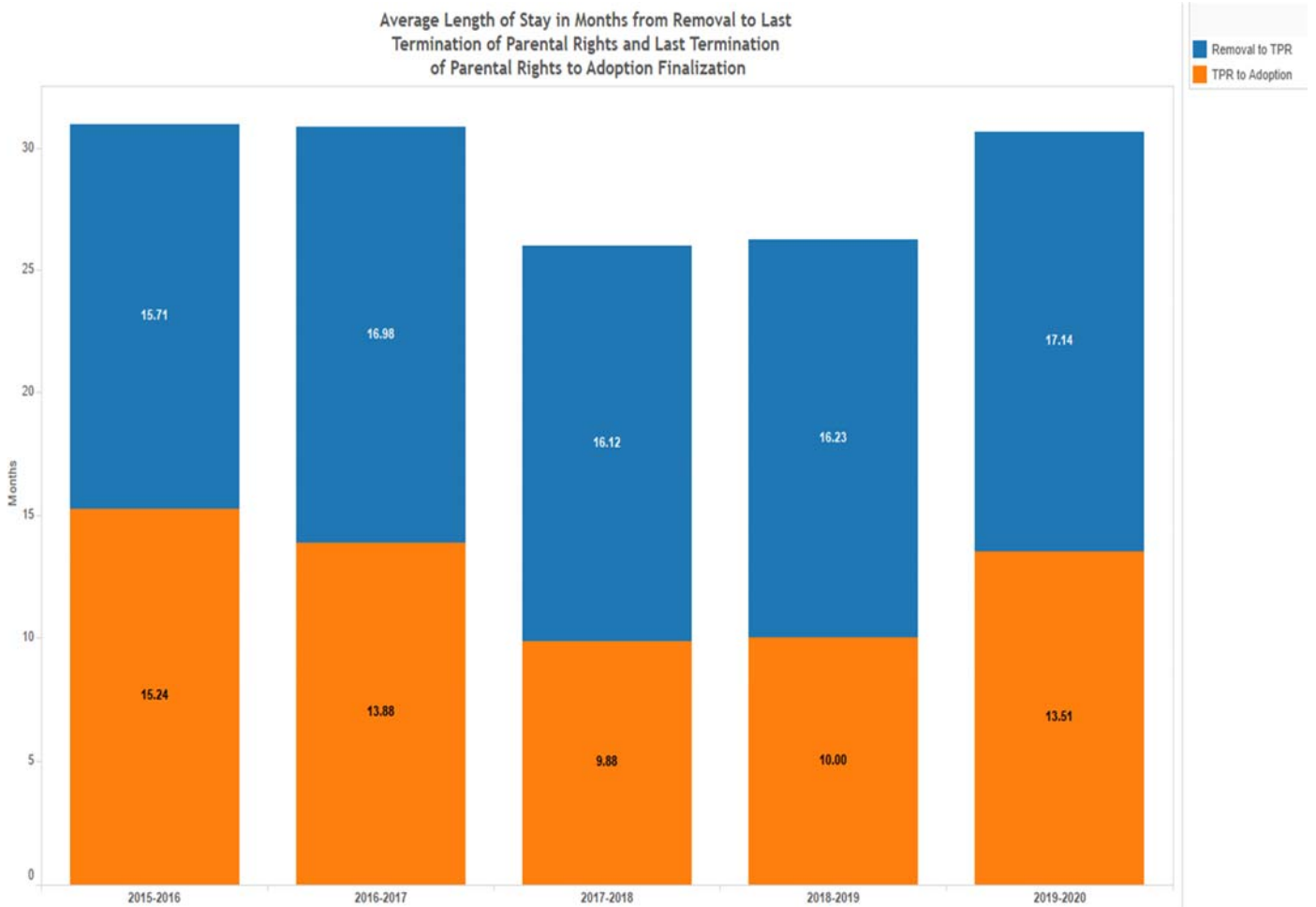
The chart above reflects that the number of adoption dissolutions continues to decrease from 106 in SFY 2014-2015 to 40 in SFY 2017-2018. The CBCs reported that adoptions that occurred years ago when the child was at a young age are the population of children who are having dissolutions. This subset of children are now adolescents, and their adoptive parents are unable to manage their behaviors. The CBCs continue to expand post adoptions services to better support families in areas to prevent dissolutions.



## 5. The time taken to complete each phase of the adoption process.

There are two clear phases of the adoption process. The first phase of the adoption process is the time between the removal of the child from his/her biological and/or legal parents to the termination of paternal rights of both parents. The second phase of the adoption process begins with the termination of parental rights of both parents and ends with the finalized adoption of the child.

The chart below displays the length of time to complete each phase of the adoption process during the last five state fiscal years, as well as the total length of time it took to reach adoption completion (see Appendix D for CBC level data). During SFY 2019-2020, there was an increase in the amount of time from removal to TPR by 0.91 months and an increase in the length of time from TPR to adoption by 3.51 months compared to SFY 2018-2019.



**6. The expenditures made to recruit adoptive homes and a description of any initiative to improve adoption performance or streamline the adoption process.**

The CBCs and their subcontracted providers utilized several resources such as foster and adoptive parent support groups, community fairs, churches, local media outlets, and social media to recruit adoptive homes for available children throughout the state. From July 2019 through June 2020, three of the 19 CBCs covering Florida’s 20 judicial circuits reported holding adoption related activities/events and two CBCs reported the use of department contracted dollars, grants, and in-kind donations for the recruitment of adoptive homes in the amount of \$10,390 for those events. The following chart illustrates the expenditures and the number/type of events held as reported by each CBC.

Expenditures for Adoption Related Activities, July 1, 2019 - June 30, 2020

Primary Agency	# Child Specific Activities	Child Specific Expenditures	# General Activities	General Expenditures	# Targeted Activities	Targeted Expenditures	# Other Activities	Other Expenditures	Total Events	Total Expenditures
C 4 Family Support Svcs North Fla	1	\$1,000	11	\$3,000	17	\$6,175	0	\$0	27	\$10,175
C10 Heartland for Children	0	\$0	3	\$215	0	\$0	0	\$0	3	\$215
C 6 Eckerd Community Pinellas/Pasco	0	\$0	0	\$0	1	\$0	0	\$0	1	\$0
Statewide	1	\$1,000	14	\$3,215	18	\$6,175	0	\$0	31	\$10,390

**7. The results of any specific effort to gather feedback from prospective adoptive parents, adoptive parents, children in the child welfare system, adoptees, and other stakeholders.**

The department, in conjunction with the CBCs, conducted an Annual Adoption Survey to gather feedback from prospective adoptive parents, children in the child welfare system, adoptees, and other stakeholders.

The survey inquired as to the participants’ overall adoption experience, the quality and timeliness of services, and post-adoption services/supports in their area. A total of 688 responses were received. A copy of the survey instrument is attached to this report, as well as the outcomes.

Overall, participants reported that their CBCs excelled in three areas: the timely completion of the adoption home study, offering transparency during the adoption process, and responding to the questions timely. The majority of participants expressed that the CBCs could improve in the following areas: post-adoption services/supports, and the assistance in accessing post-adoption services/supports.

The department, in conjunction with the CBCs, also conducted a Post Communication Survey to gather feedback from families that requested and received services as a result of the One-Year Post Communication Contact requirement outlined in s. 39.812(6), F.S.

The intent of the survey was to determine the types of services received by the family and the quality of those services. While several families were provided the survey, only 17 responses were received. A copy of the survey instrument is attached to this report as well as the outcomes.

Based on the total number of survey participants, the majority of the families indicated that they requested assistance with mental health services, behavioral health services, and assistance with adoption subsidy. Due to the limited number of responses received, the department is unable to determine statewide trends regarding post-adoption services and supports. Nevertheless, the department continues to offer statewide trainings, as well as trainings to CBCs, Case Management Organizations, and adoptive parents on topics that include maintenance adoption subsidy, Medicaid, and post-adoption services and supports.

### **8. The use of evidence-based, evidence-informed, promising, and innovative practices in recruitment, orientation, and preparation of appropriate adoptive families, matching children with families, supporting children during the adoption process, and providing post-adoptive support.**

The CBCs throughout the state reported the use of various tools and practices used in the preparation of appropriate adoptive families, matching children with families, and providing post-adoption supports.

#### [Eckerd Connects-Community Alternatives Hillsborough](#)

In SFY 2019-2020, Eckerd Connects implemented a new program that provided hands on quality improvement trainings to community partners. The Adoption Team within the CBC created an Adoption 101 training that breaks down all aspects of adoption work in which all new adoption case managers are required to participate. In addition, there are monthly trainings facilitated by the CBC that specifically discusses some of the major components of adoption such as: enhanced subsidy, subsidy files, separation of siblings, cultural competency, recruiting for older children, trauma and the brain, etc.

#### [Big Bend Community Based Care](#)

Big Bend Community Based Care implemented an initiative which assigned a specific Adoption Specialist to each child with a goal of adoption who is also placed in a group home. The Adoption Specialist works closely with the Adoption Home Finder to assist with the transition from the group home to adoptive placement. As a result of this initiative, there were 19 children matched and adopted.

## Statewide Practices

Some commonly used recruitment activities that have continued to be successfully utilized throughout the state by the CBCs and their subcontracted providers are: featuring professional portraits of available children on Florida's Explore Adoption website and using the Adopt Us Kids and Children Awaiting Parents national websites. In addition, several CBCs have continued the use Heart Galleries to recruit families for children with unidentified adoptive homes by displaying professional portraits on a centralized website and within the communities at local businesses and churches. There has also been an increase in the use of social media outlets such as Facebook and YouTube to feature available children and promote adoption during the current pandemic.

## Conclusions

The department successfully implemented the statutory requirement of a Comprehensive Baseline Assessment. Unfortunately, due to budgetary constraints, the Adoption Incentive program was unfunded for SFY 2019-2020, limiting the department's ability to negotiate targets, review outcomes achieved, and provide incentive payments to the CBCs. All components of the Adoption Incentive Program contained in s. 409.1662, F.S., will be reinstated once funding is allocated. The department did complete the baseline assessment required by s. 409.1662(2)(a), F.S., which outlined some positive strides in adoption trends throughout the state. The department and the CBCs will continue to work together to improve these trends and ensure that all children available for adoption achieve permanency by finding their forever family.



# **ADOPTION INCENTIVE**

## **ANNUAL REPORT**

### **Appendices A – D**

Department of Children and Families

Office of Child Welfare

November 13, 2020

**Total Adoptions and the Number of Families who Adopted 1 or More Children by State Fiscal Year**

Agency	2015-2016		2016-2017		2017-2018		2018-2019		2019-2020	
	Adoption	Total Families	Adoption	Total Families	Adoption	Total Families	Adoption	Total Families	Adoption	Total Families
C 1 FamiliesFirst Network	247	165	247	165	307	213	268	179	287	176
C 2 & 14 Big Bend CBC	194	134	194	134	220	157	207	142	174	119
C 3 & 8 Partnership Strong Families	178	129	178	129	185	131	273	174	232	155
C 4 Clay - Kids First Florida	53	36	53	36	73	48	67	51	88	63
C 4 Family Support Svcs North Fla	245	144	245	144	361	221	389	233	416	254
C 5 Kids Central, Inc.	188	128	188	128	196	141	230	155	306	213
C 6 Eckerd Community Pinellas/Pasco	315	218	315	218	319	223	401	287	332	236
C 7 Community Partnership Children	208	149	208	149	245	174	275	186	287	198
C 7 St. Johns Family Integrity	45	35	45	35	56	36	61	38	50	99
C 9 & 18 Embrace Families CBC	235	169	235	169	300	196	302	200	326	217
C 10 Heartland for Children	144	98	144	98	145	102	171	115	170	119
C 11 & 16 Citrus Health Network	360	246	360	246	304	218	358	227	281	197
C 12 Sarasota Safe Children Coalition	120	90	120	90	134	90	186	131	135	28
C 13 Eckerd Community Hillsborough	262	184	262	184	296	203	292	195	375	253
C 15 ChildNet Palm Beach	171	129	171	129	178	138	183	121	189	135
C 17 ChildNet Broward	288	209	288	209	314	232	348	245	336	233
C 18 Brevard Family Partnership	97	68	97	68	145	109	165	117	137	95
C 19 Communities Connected for Kids	145	97	145	97	186	131	167	118	190	117
C 20 Children's Network of SW Fla	196	141	196	141	199	138	221	169	237	171
Other (DCF Child Welfare, Manatee)	1	1	1	1	6	3	8	6	0	1
Statewide	3,692	2,570	3,692	2,570	4,169	2,904	4,572	3,041	4,548	3,079

NOTE: For C11 & 16, Citrus Health Network replaced OurKids of Miami-Dade/Monroe effective July 1, 2019.



**Number of Children who were Eligible for Adoption on 7/1 who were Adopted by 6/30 and Percent of Children Adopted**

Agency	2015-2016			2016-2017			2017-2018			2018-2019			2019-2020		
	Eligible	Eligible Adopted	% Eligible Adopted	Eligible	Eligible Adopted	% Eligible Adopted	Eligible	Eligible Adopted	% Eligible Adopted	Eligible	Eligible Adopted	% Eligible Adopted	Eligible	Eligible Adopted	% Eligible Adopted
C 1 FamiliesFirst Network	226	130	57.5%	350	173	49.4%	348	213	61.2%	363	169	46.6%	341	202	59.2%
C 2 & 14 Big Bend CBC	175	106	60.6%	154	77	50.0%	145	77	53.1%	169	107	63.3%	174	96	55.2%
C 3 & 8 Partnership Strong Families	123	63	51.2%	133	76	57.1%	162	93	57.4%	253	154	60.9%	166	123	74.1%
C 4 Clay - Kids First Florida	41	27	65.9%	37	22	59.5%	61	40	65.6%	51	31	60.8%	83	55	66.3%
C 4 Family Support Svcs North Fla	126	65	51.6%	121	69	57.0%	161	93	57.8%	191	143	74.9%	222	150	67.6%
C 5 Kids Central, Inc.	129	77	59.7%	166	88	53.0%	223	132	59.2%	283	143	50.5%	385	192	49.9%
C 6 Eckerd Community Pinellas/Pasco	246	142	57.7%	299	166	55.5%	333	178	53.5%	411	227	55.2%	402	208	51.7%
C 7 Community Partnership Children	99	56	56.6%	140	90	64.3%	186	105	56.5%	269	165	61.3%	227	154	67.8%
C 7 St. Johns Family Integrity	10	2	20.0%	17	7	41.2%	29	15	51.7%	45	21	46.7%	21	13	61.9%
C 9 & 18 Embrace Families CBC	120	66	55.0%	113	66	58.4%	123	79	64.2%	116	87	75.0%	127	81	63.8%
C 10 Heartland for Children	90	43	47.8%	90	52	57.8%	91	62	68.1%	90	50	55.6%	134	71	53.0%
C 11 & 16 Citrus Health Network	359	210	58.5%	218	83	38.1%	256	143	55.9%	308	169	54.9%	281	150	53.4%
C 12 Sarasota Safe Children Coalition	118	61	51.7%	114	50	43.9%	178	97	54.5%	198	111	56.1%	182	81	44.5%
C 13 Eckerd Community Hillsborough	224	122	54.5%	167	82	49.1%	235	98	41.7%	256	119	46.5%	386	197	51.0%
C 15 ChildNet Palm Beach	109	59	54.1%	130	72	55.4%	156	75	48.1%	155	74	47.7%	101	47	46.5%
C 17 ChildNet Broward	175	83	47.4%	220	109	49.5%	245	131	53.5%	317	139	43.8%	296	178	60.1%
C 18 Brevard Family Partnership	54	24	44.4%	45	16	35.6%	81	35	43.2%	91	57	62.6%	81	51	63.0%
C 19 Communities Connected for Kids	106	64	60.4%	132	69	52.3%	109	74	67.9%	131	76	58.0%	160	120	75.0%
C 20 Children's Network of SW Fla	119	60	50.4%	116	58	50.0%	103	47	45.6%	161	94	58.4%	136	94	69.1%
Statewide	2,649	1,460	55.1%	2,762	1,425	51.6%	3,225	1,787	55.4%	3,858	2,136	55.4%	3,905	2,263	58.0%

NOTE: For C11 & 16, Citrus Health Network replaced OurKids of Miami-Dade/Monroe effective July 1, 2019.

**Total Adoptions and Percent Change in Total Number of Adoption by State Fiscal Year**

Agency	2015-2016	2016-2017		2017-2018		2018-2019		2019-2020	
	Adoption	% Change in Total Adoptions	Adoption	% Change in Total Adoptions	Adoption	% Change in Total Adoptions	Adoption	% Change in Total Adoptions	Adoption
C 1 FamiliesFirst Network	213	15.96%	247	24.29%	307	-12.70%	268	7.09%	287
C 2 & 14 Big Bend CBC	239	-18.83%	194	13.40%	220	-5.91%	207	-15.94%	174
C 3 & 8 Partnership Strong Families	159	11.95%	178	3.93%	185	47.57%	273	-15.02%	232
C 4 Clay - Kids First Florida	51	3.92%	53	37.74%	73	-8.22%	67	31.34%	88
C 4 Family Support Svcs North Fla	212	15.57%	245	47.35%	361	7.76%	389	6.94%	416
C 5 Kids Central, Inc.	152	23.68%	188	4.26%	196	17.35%	230	33.04%	306
C 6 Eckerd Community Pinellas/Pasco	287	9.76%	315	1.27%	319	25.71%	401	-17.21%	332
C 7 Community Partnership Children	148	40.54%	208	17.79%	245	12.24%	275	4.36%	287
C 7 St. Johns Family Integrity	19	136.84%	45	24.44%	56	8.93%	61	-18.03%	50
C 9 & 18 Embrace Families CBC	195	20.51%	235	27.66%	300	0.67%	302	7.95%	326
C 10 Heartland for Children	122	18.03%	144	0.69%	145	17.93%	171	-0.58%	170
C 11 & 16 Citrus Health Network	389	-7.46%	360	-15.56%	304	17.76%	358	-21.51%	281
C 12 Sarasota Safe Children Coalition	126	-4.76%	120	11.67%	134	38.81%	186	-27.42%	135
C 13 Eckerd Community Hillsborough	290	-9.66%	262	12.98%	296	-1.35%	292	28.42%	375
C 15 ChildNet Palm Beach	186	-8.06%	171	4.09%	178	2.81%	183	3.28%	189
C 17 ChildNet Broward	260	10.77%	288	9.03%	314	10.83%	348	-3.45%	336
C 18 Brevard Family Partnership	68	42.65%	97	49.48%	145	13.79%	165	-16.97%	137
C 19 Communities Connected for Kids CBC	172	-15.70%	145	28.28%	186	-10.22%	167	13.77%	190
C 20 Children's Network of SW Fla	177	10.73%	196	1.53%	199	11.06%	221	7.24%	237
Other (DCF Child Welfare, Manatee)	3	-66.67%	1	500.00%	6	33.33%	8	-100.00%	0
Statewide	3,468	6.46%	3,692	12.92%	4169	9.67%	4572	-0.52%	4548

NOTE: For C11 & 16, Citrus Health Network replaced OurKids of Miami-Date/Monroe effective July 1, 2019.



**Length of Stay from Last Removal to Termination of Parental Rights and Termination of Parental Rights to Adoption**

Agency	2015-2016			2016-2017			2017-2018			2018-2019			2019-2020		
	Removal to TPR	TPR to Adoption	Total LOS	Removal to TPR	TPR to Adoption	Total LOS	Removal to TPR	TPR to Adoption	Total LOS	Removal to TPR	TPR to Adoption	Total LOS	Removal to TPR	TPR to Adoption	Total LOS
C 1 FamiliesFirst Network	13.97	13.52	27.49	14.59	14.15	28.74	14.69	13.94	29.04	15.72	12.45	28.60	15.70	15.68	31.92
C 2 & 14 Big Bend CBC	14.17	14.20	28.38	16.18	12.47	28.66	14.89	9.42	24.67	14.52	13.01	27.90	16.99	11.08	26.91
C 3 & 8 Partnership Strong Families	10.89	11.83	22.72	11.99	11.84	23.82	12.17	8.61	21.22	17.57	5.07	20.76	19.54	14.85	23.04
C 4 Clay - Kids First Florida	12.38	9.01	21.39	14.69	10.93	25.62	15.14	6.88	22.52	11.76	8.52	27.34	13.40	11.95	25.78
C 4 Family Support Svcs North Fla	11.83	14.62	26.44	14.71	10.24	24.95	11.43	7.13	19.10	17.49	10.23	18.46	18.73	14.49	18.23
C 5 Kids Central, Inc.	16.12	15.65	31.77	15.99	13.72	29.71	16.07	12.54	29.11	14.66	12.30	30.73	16.71	11.69	33.48
C 6 Eckerd Community Pinellas/Pasco	14.02	11.89	25.92	15.96	12.71	28.67	15.68	11.23	27.48	15.98	10.66	27.04	16.29	15.17	30.40
C 7 Community Partnership Children	16.94	13.38	30.33	19.08	11.25	30.33	16.57	9.56	26.65	18.51	9.42	28.35	18.94	13.94	30.43
C 7 St. Johns Family Integrity	20.37	24.15	44.52	17.90	23.64	41.54	15.11	7.24	22.57	11.36	6.75	23.13	10.17	9.19	24.12
C 9 & 18 CBC Embrace Families CBC	20.87	16.56	37.43	19.66	15.72	35.38	18.04	9.71	28.19	19.49	8.21	27.91	21.33	10.14	26.71
C 10 Heartland for Children	17.85	17.38	35.23	19.28	16.02	35.30	18.79	10.62	29.86	16.58	13.97	28.14	19.10	16.72	30.61
C 11 & 16 Citrus Health Network	14.26	18.03	32.30	16.18	18.83	35.02	14.16	11.13	25.57	17.00	10.00	27.48	16.85	14.97	28.41
C 12 Sarasota Safe Children Coalition	13.46	15.43	28.88	14.80	12.46	27.26	16.08	11.81	28.36	16.85	11.36	28.47	17.29	11.41	29.61
C 13 Eckerd Community Hillsborough	19.35	18.98	38.33	18.99	19.75	38.74	20.53	10.31	31.38	18.59	11.86	30.86	21.26	14.05	32.77
C 15 ChildNet Palm Beach	15.65	15.94	31.59	18.38	10.86	29.24	16.06	9.69	26.16	15.95	10.34	26.52	16.36	17.53	26.66
C 17 ChildNet Broward	18.84	14.90	33.74	19.73	16.54	36.27	18.35	8.95	27.76	18.31	9.93	28.83	18.14	14.75	30.51
C 18 Brevard Family Partnership	23.33	18.35	41.68	24.42	12.54	36.96	19.95	7.64	27.37	15.89	10.17	26.40	15.75	10.94	26.45
C 18 CBC Central Fla Seminole	23.41	15.99	39.39	13.95	16.10	30.05									
C 19 Communities Connected for Kids	17.33	11.09	28.42	21.95	11.69	33.65	15.90	9.12	25.46	14.32	7.86	22.60	15.35	10.71	26.05
C 20 Children's Network of SW Fla	17.86	18.78	36.64	21.09	14.12	35.21	19.04	7.55	26.96	18.31	7.83	26.62	19.81	11.66	28.18
Statewide	15.71	15.24	30.95	16.98	13.88	30.87	16.12	9.88	26.44	16.23	10.00	26.63	17.14	13.51	28.15

NOTE: For C11 & 16, Citrus Health Network replaced OurKids of Miami-Date/Monroe effective July 1, 2019.



# **ANNUAL ADOPTION SURVEY**

**July 2019 – June 2020**

Department of Children and Families

Office of Child Welfare

November 13, 2020

Chad Poppell

Secretary

Ron DeSantis

Governor

## **Introduction**

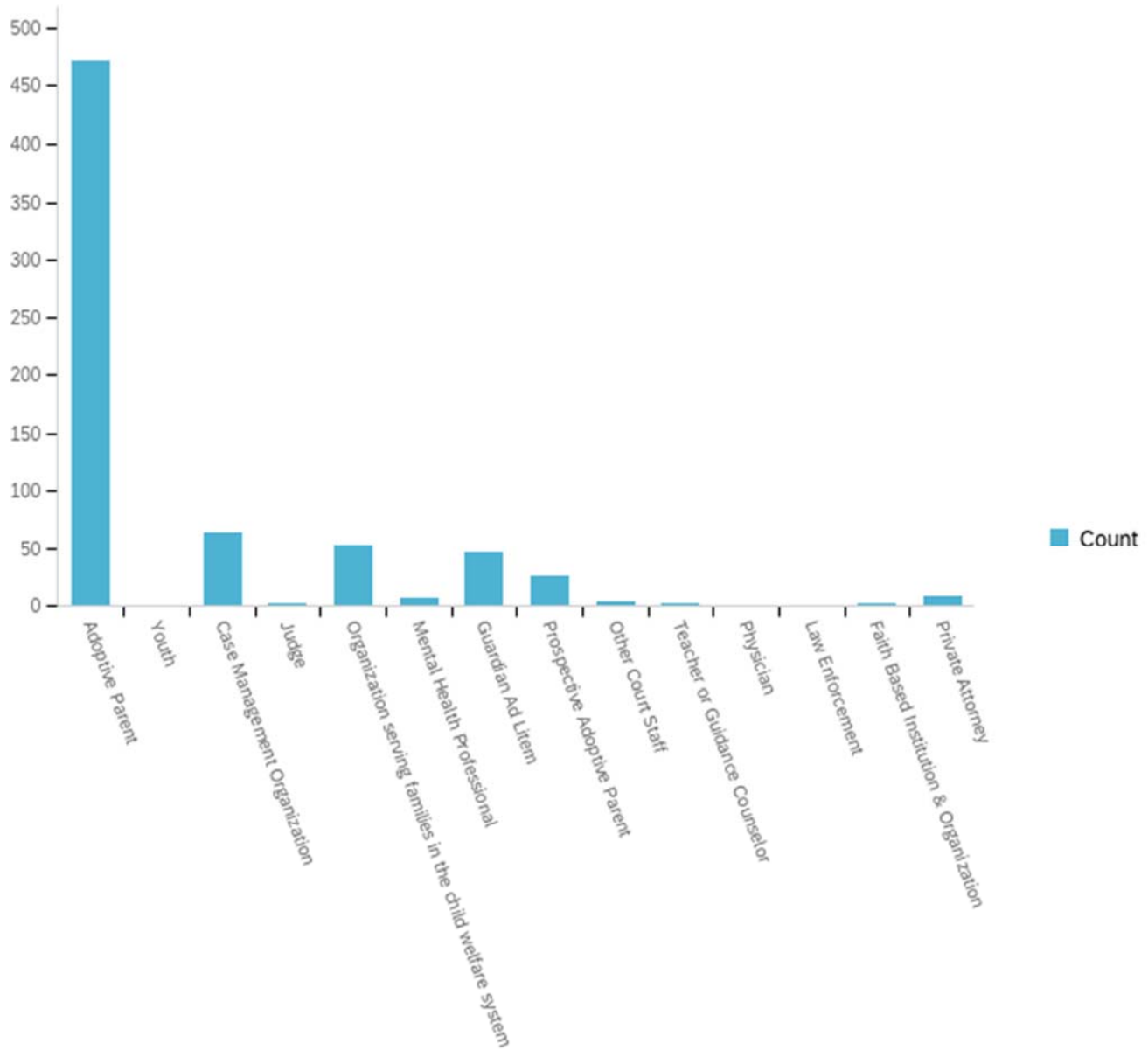
In an effort to improve, the Department of Children and Families is soliciting your feedback through the Annual Adoption Survey. Your perspectives, input and support are critical to the continued growth of our child welfare system.

The Annual Adoption Survey should take approximately **7 minutes** to complete. Responses to this survey are anonymous.

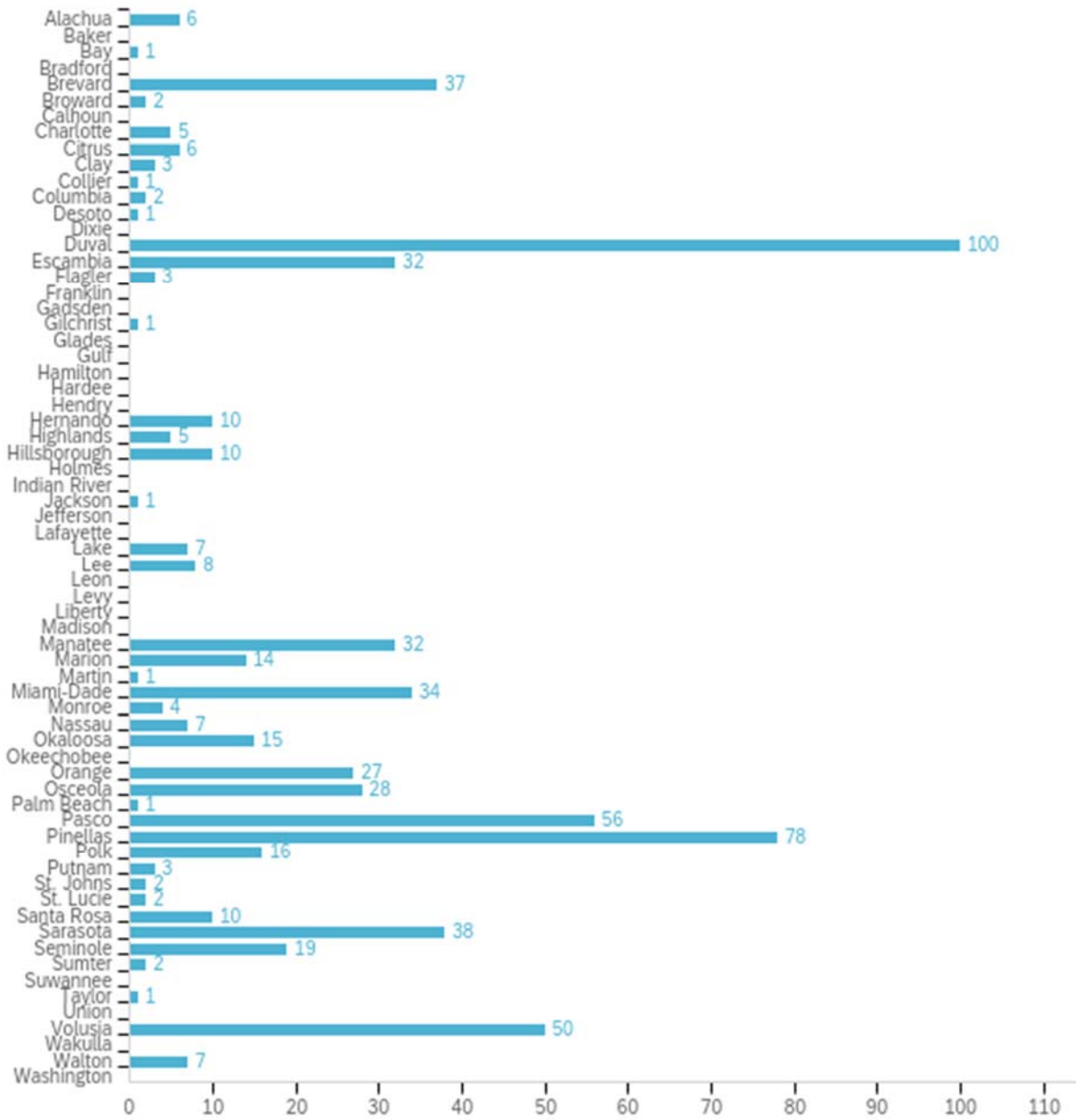
Thank you in advance for your response.

## Annual Adoption Survey -2019-2020

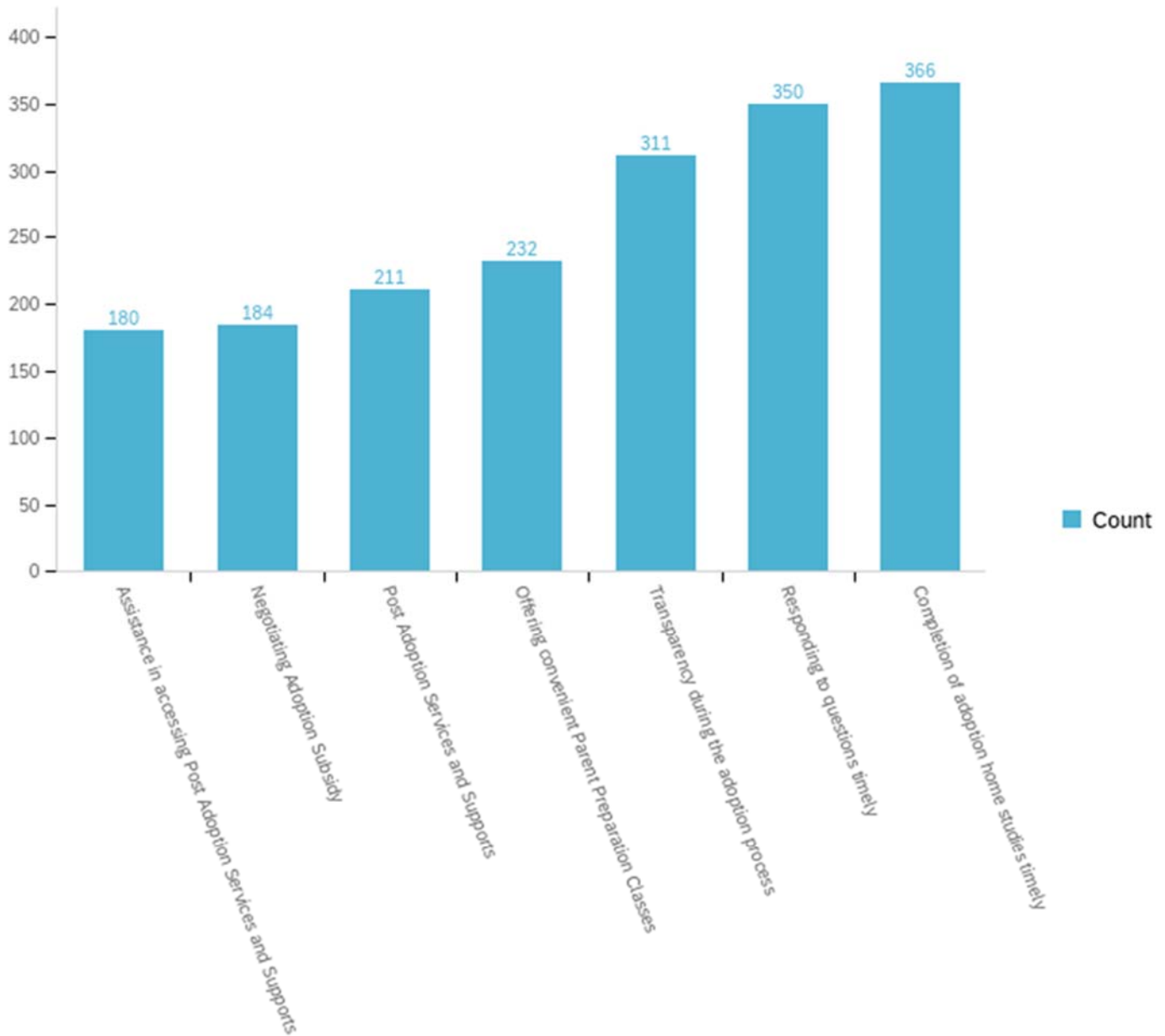
Please select your primary involvement in the adoption process, if any:



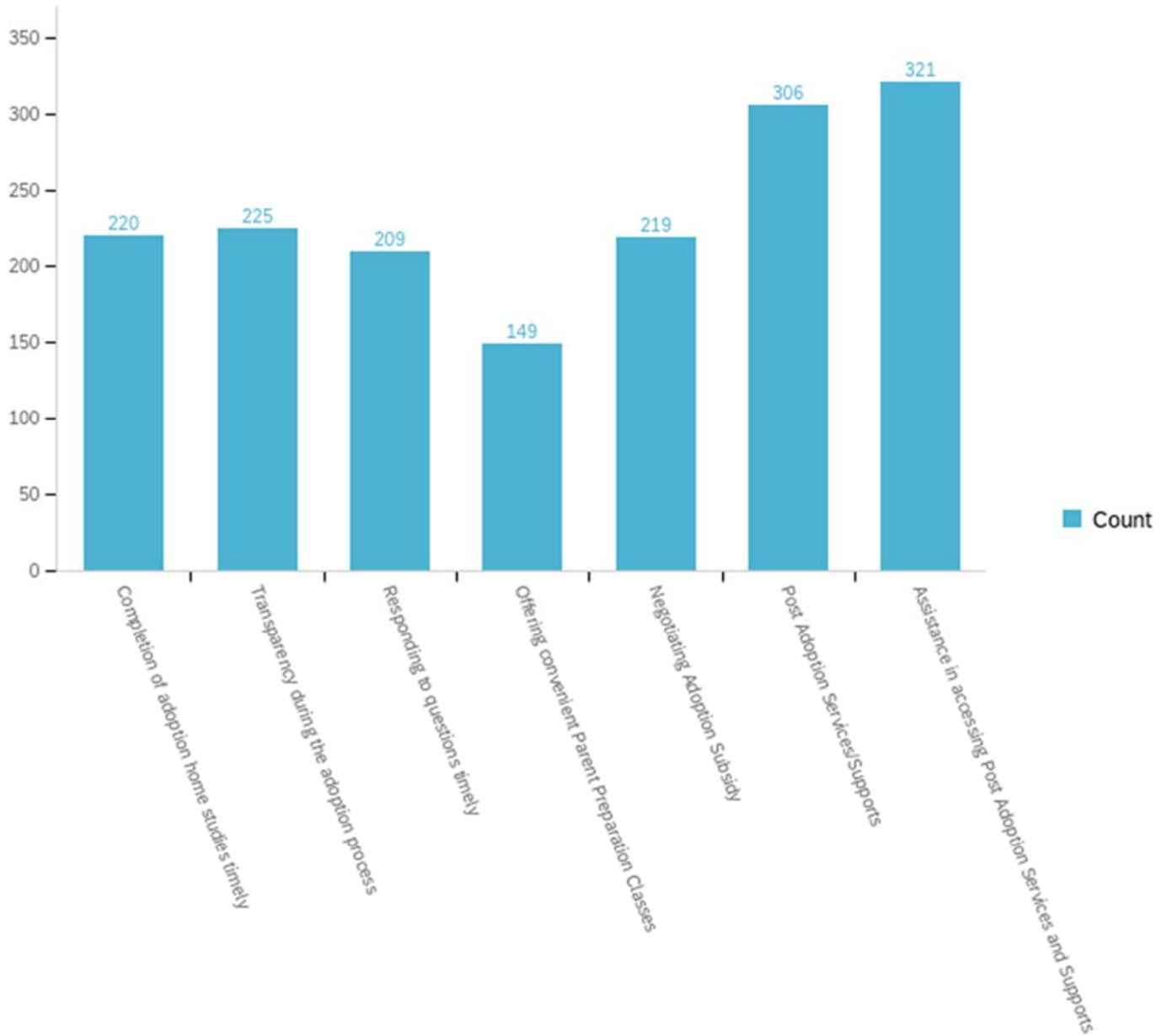
## What is the primary county you work in or worked with during your adoption process?



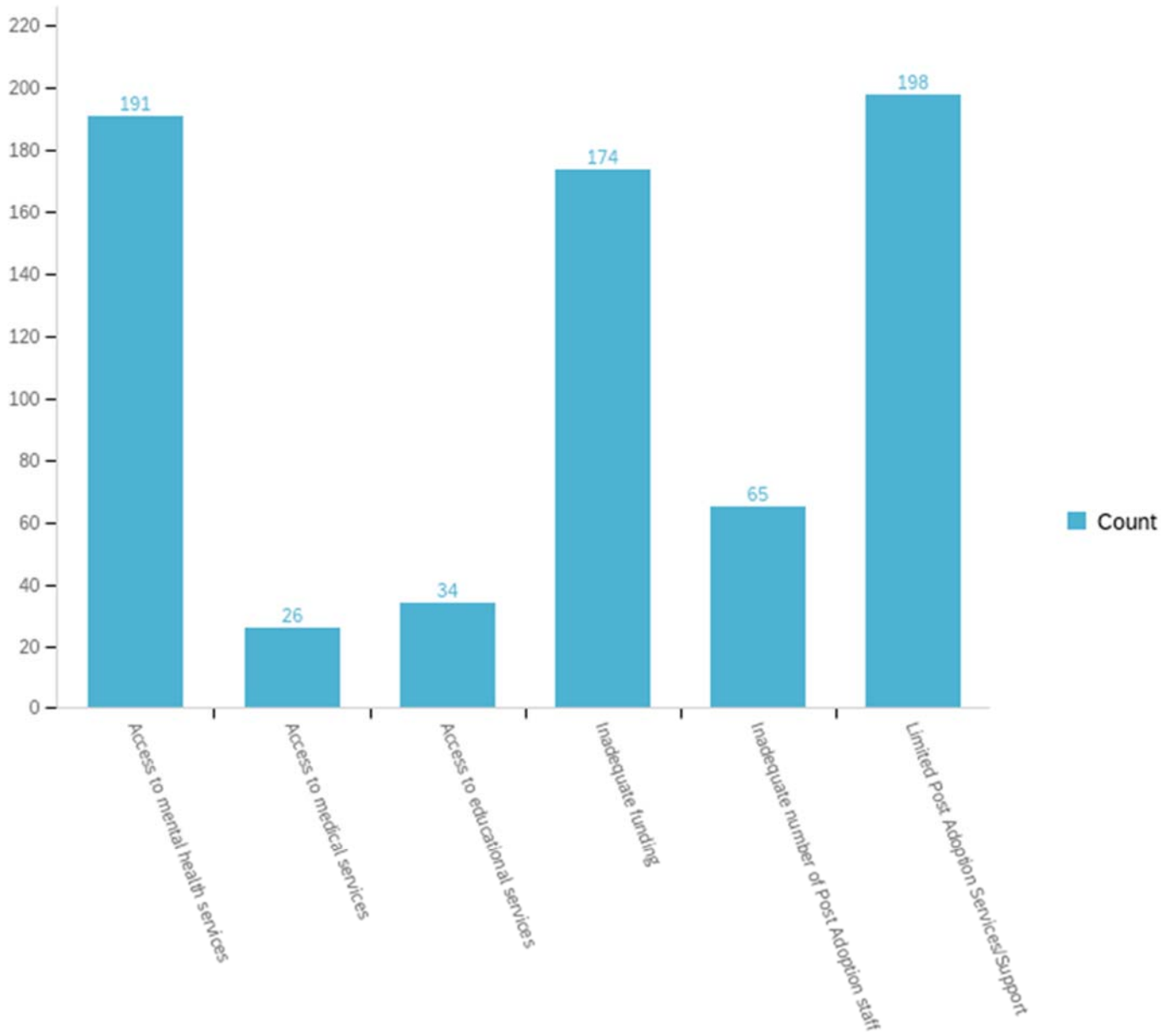
What area(s) does your lead Community Based Care Agency and/or Case Management Organization Agency excel in? Please select all that apply.



What area(s) does your lead Community Based Care Agency and/or Case Management Organization Agency need to improve in? Please select all that apply.

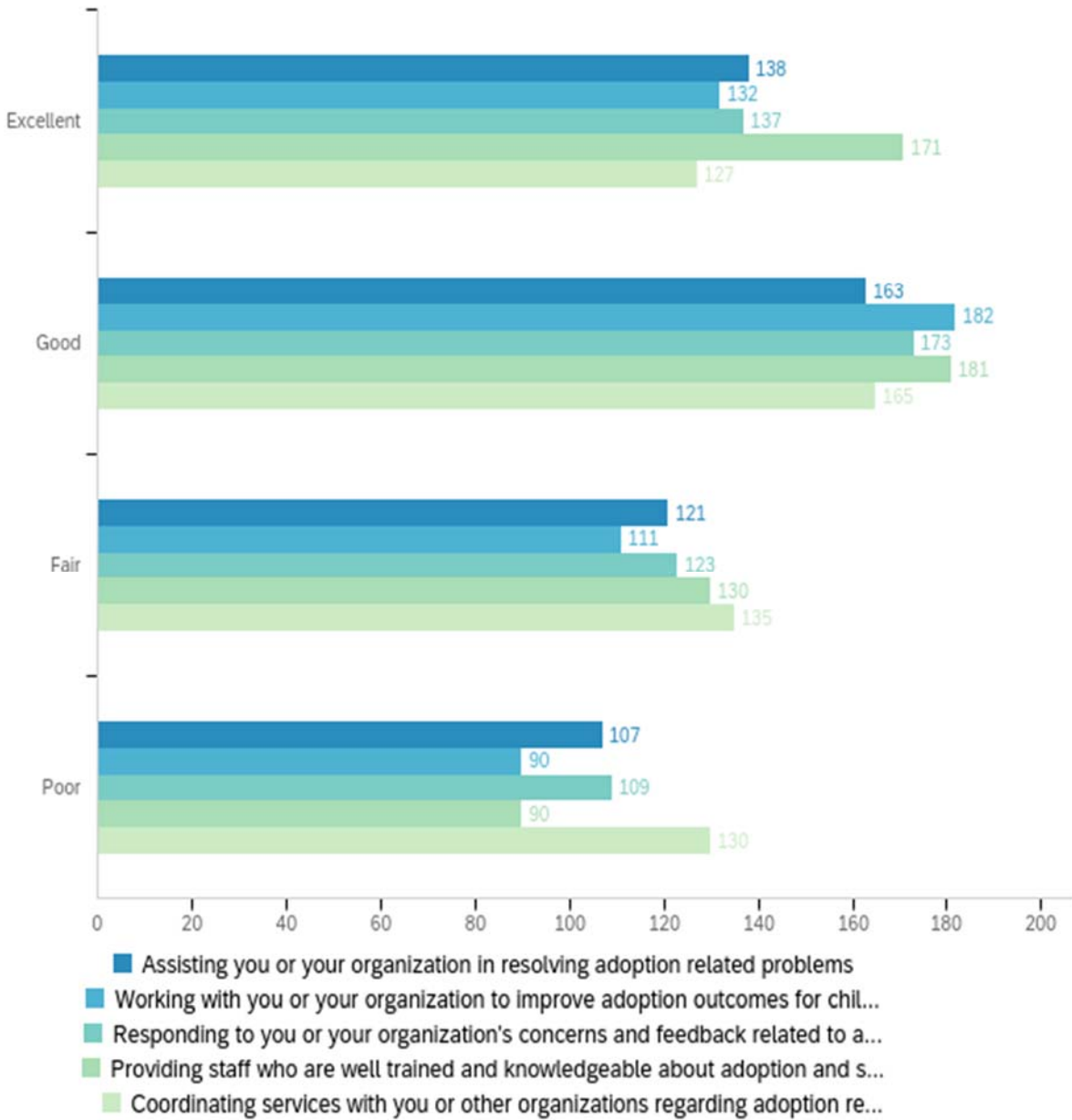


**What do you believe is the number one challenge affecting the stability and well-being of Florida's adoptive children?**

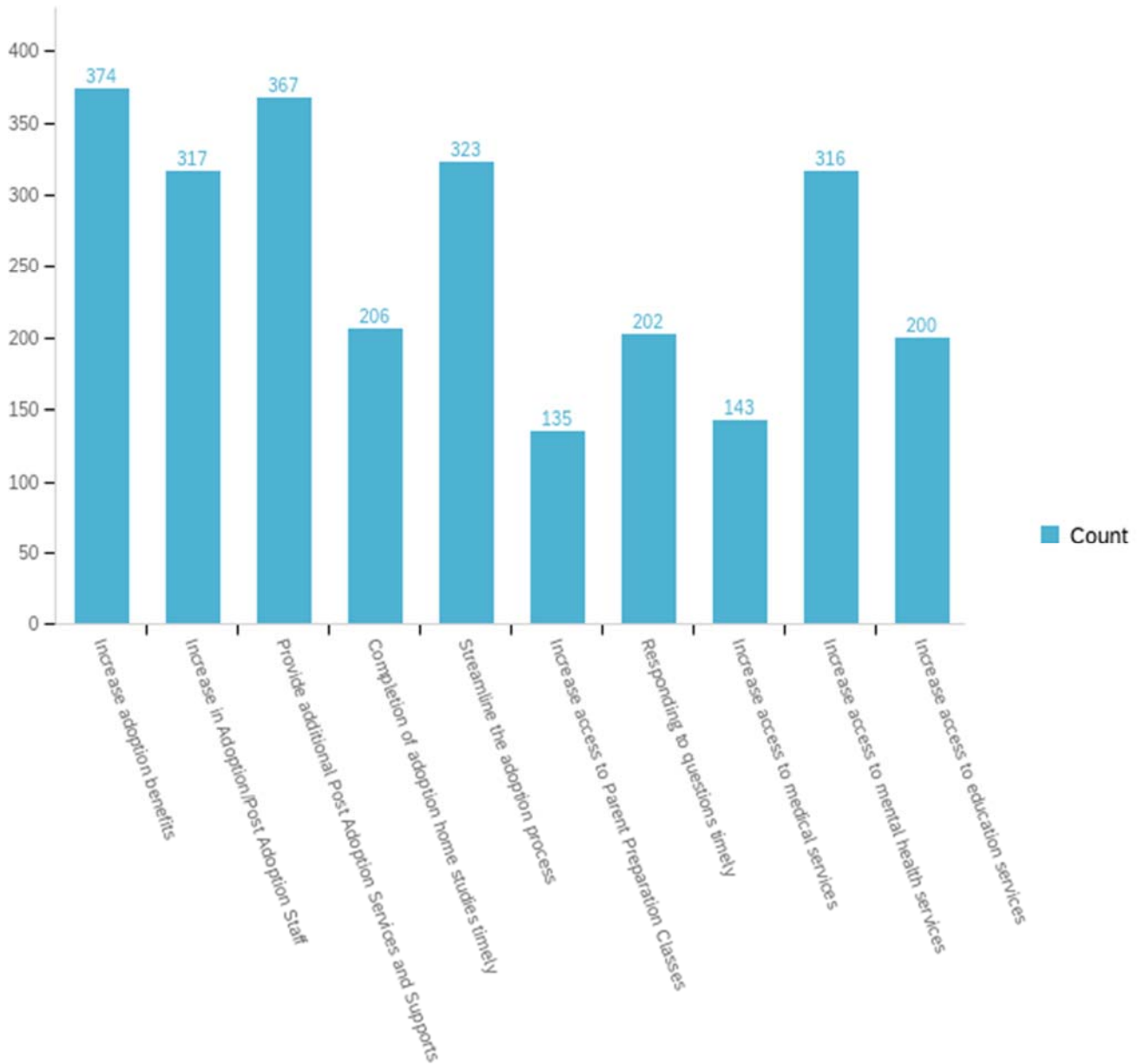




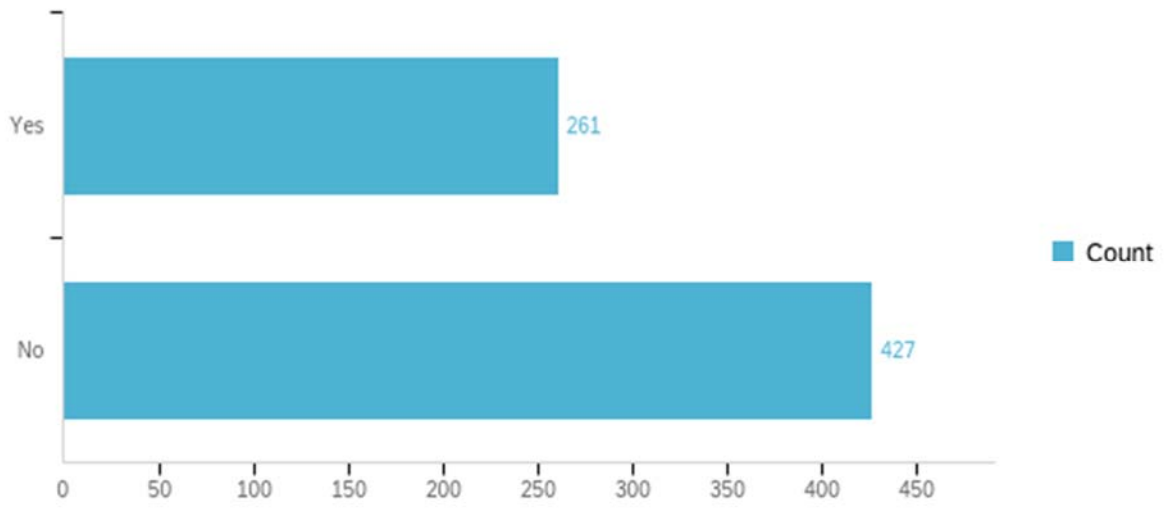
Based on your experience during the last 12 months, please rate the quality and timeliness of the following:



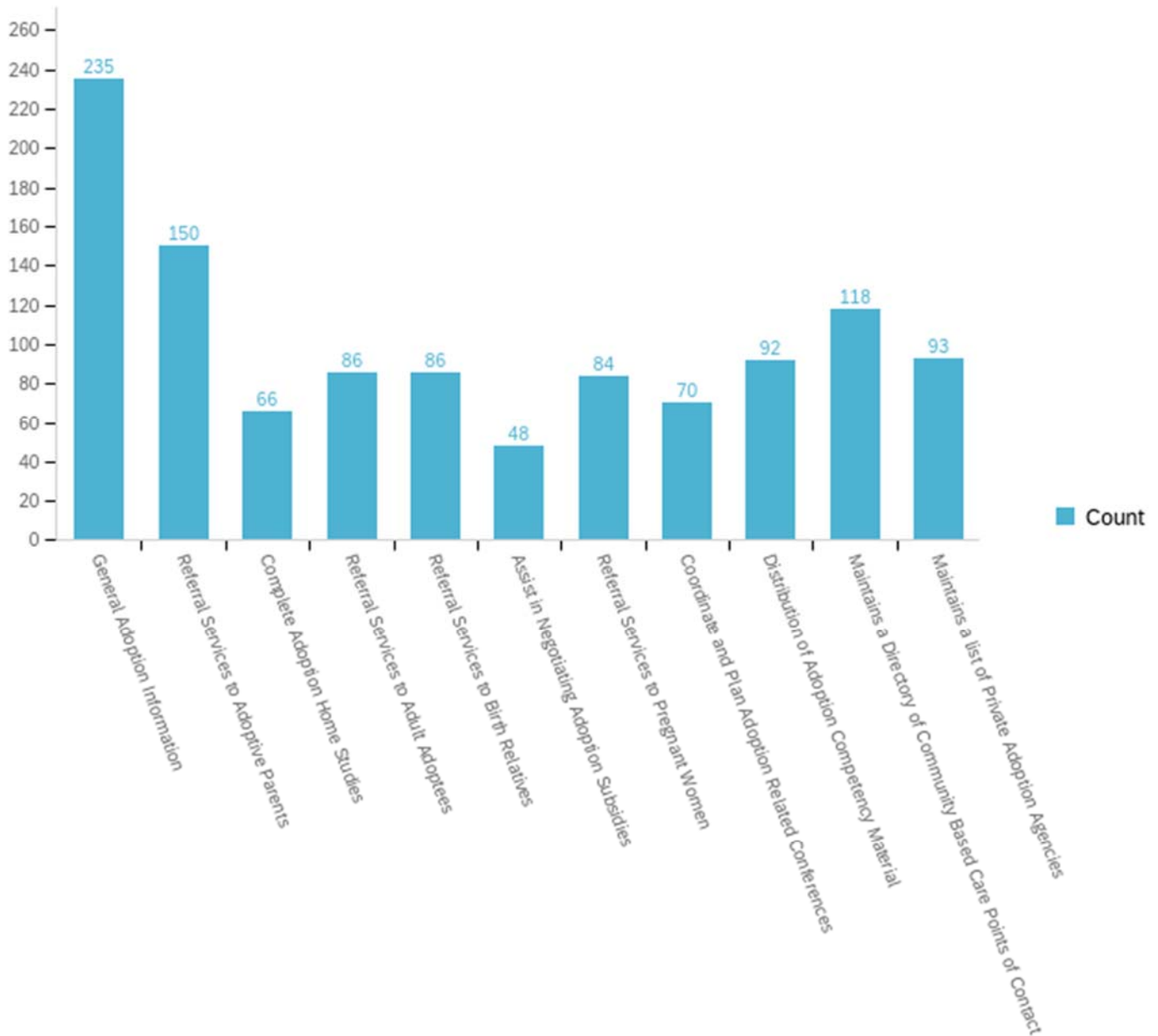
In what way can the state of Florida improve their adoption service delivery? Please select all that apply.



## Are you aware that the State of Florida has an Adoption Information Center?



**Based on the knowledge, what services does Florida's Adoption Information Center offer? Please select all that apply.**



Florida's Adoption Information Center provides adoption information and referral services to adoptive parents, adult adoptees, birth relatives, pregnant women and professionals. Please visit the Adoption Information Center at [adoptflorida.com](http://adoptflorida.com) or contact them at 1-800-96-Adopt.

Thank you for participating in this survey.



## **POST COMMUNICATION SURVEY**

Department of Children and Families

Office of Child Welfare

November 13, 2020

Chad Poppell

Secretary

Ron DeSantis

Governor

## **Introduction**

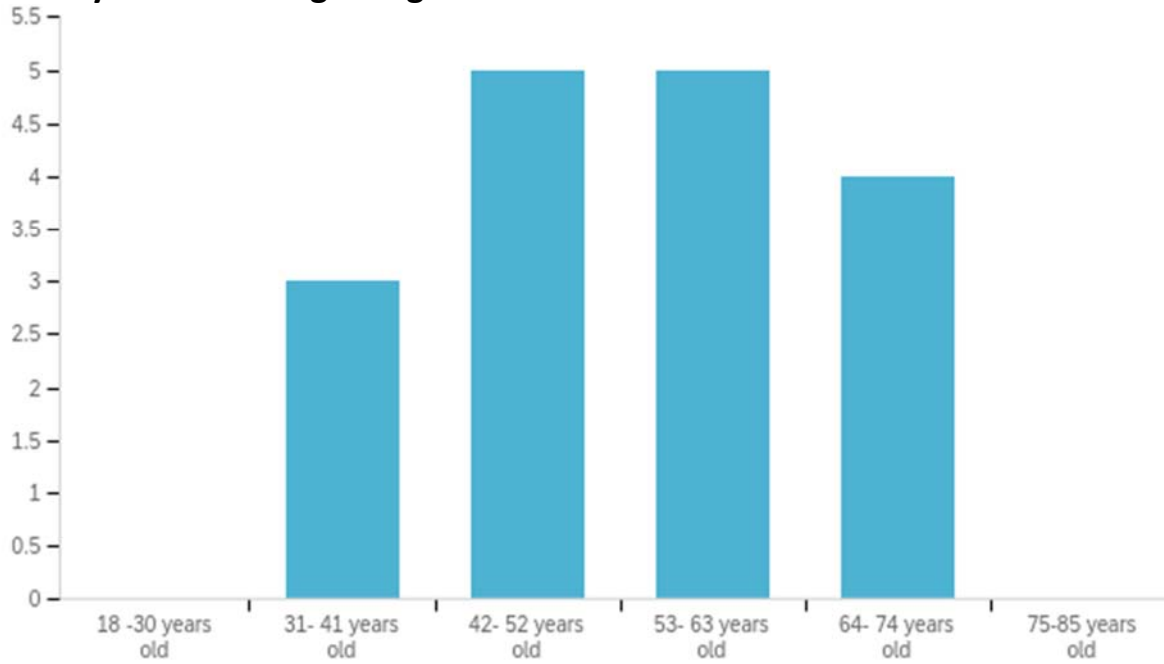
In order to assess the quality and quantity of our post adoption programs, we need to hear from our adoptive parents who are the true customers of post adoption services. Post adoption services include all services and staff available to assist you as an adoptive parent and your adopted child, until the child turns age 18.

Please help us by taking a little time to answer the questions below. The Post Adoption Communication Survey should take less than **15 minutes** to complete. Responses to this survey are anonymous.

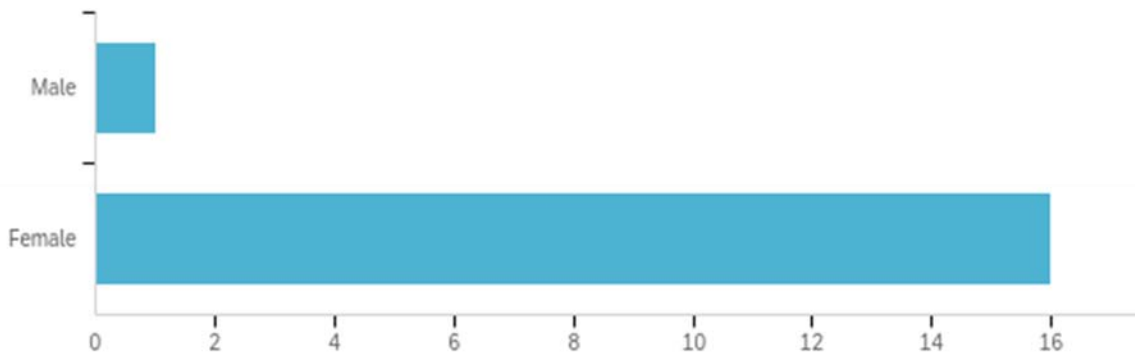
We very much want to hear from you and appreciate your input. Please call 1-800-96-ADOPT if you have questions.

Thank you in advance for your response.

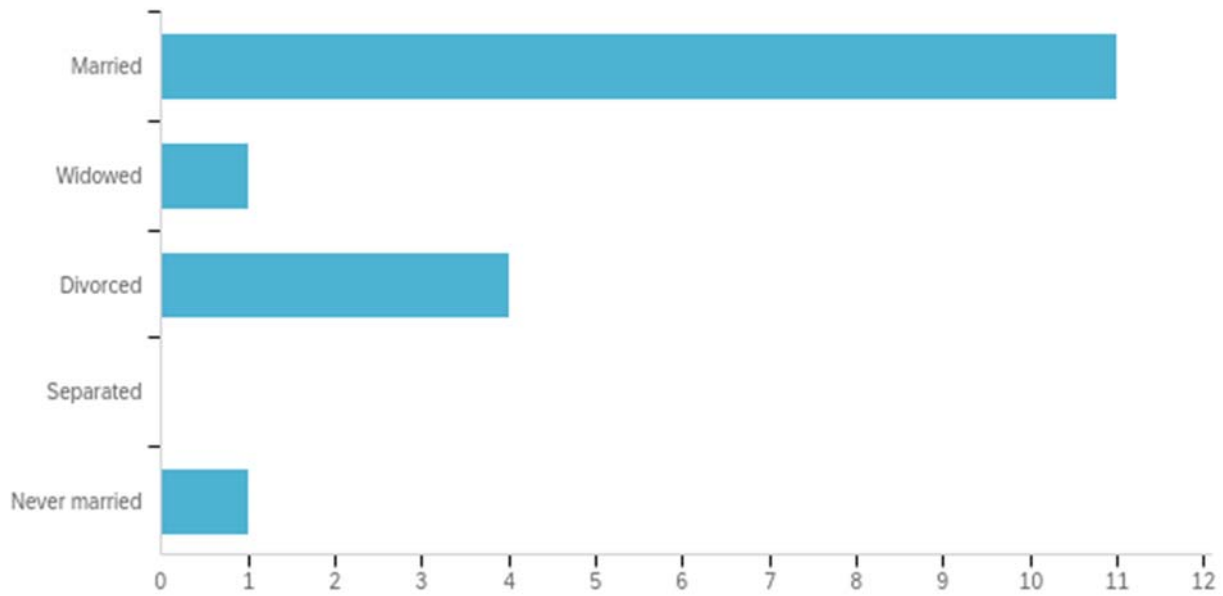
**Please indicate your current age range:**



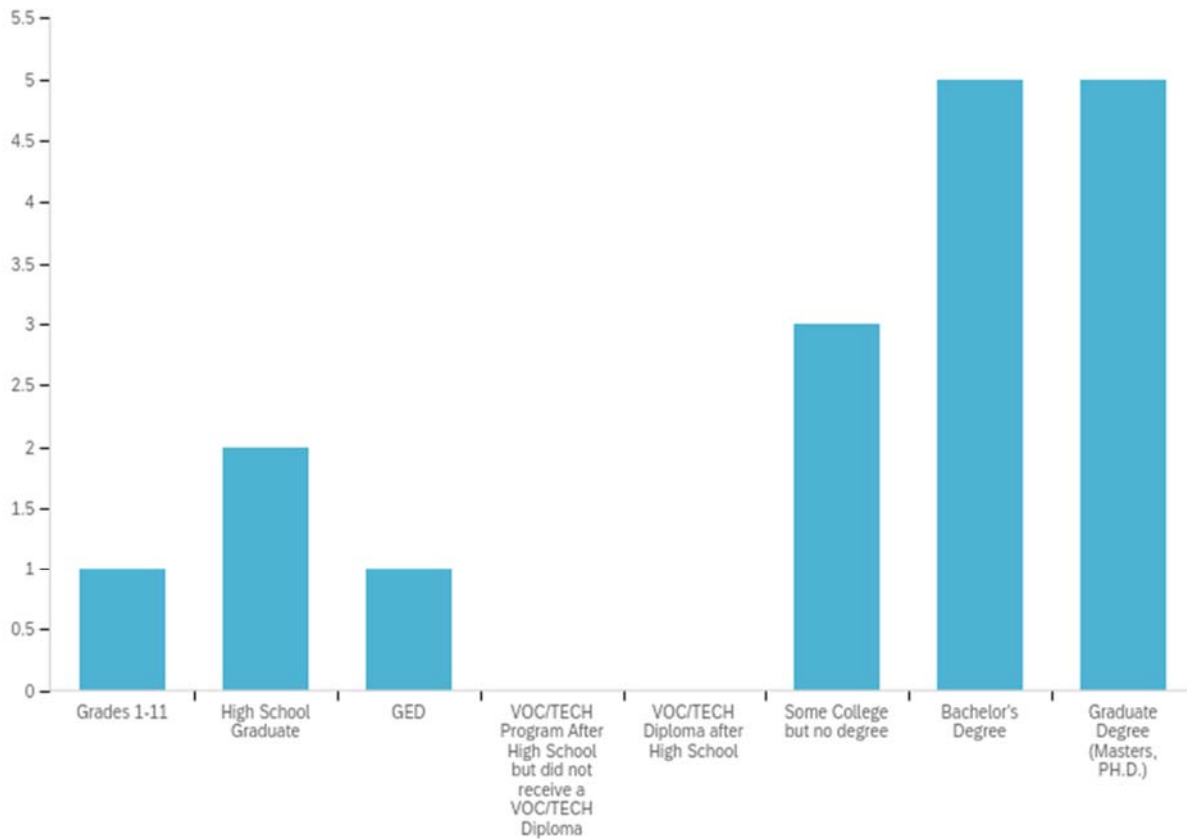
**Please indicate your gender.**



## Are you currently ...

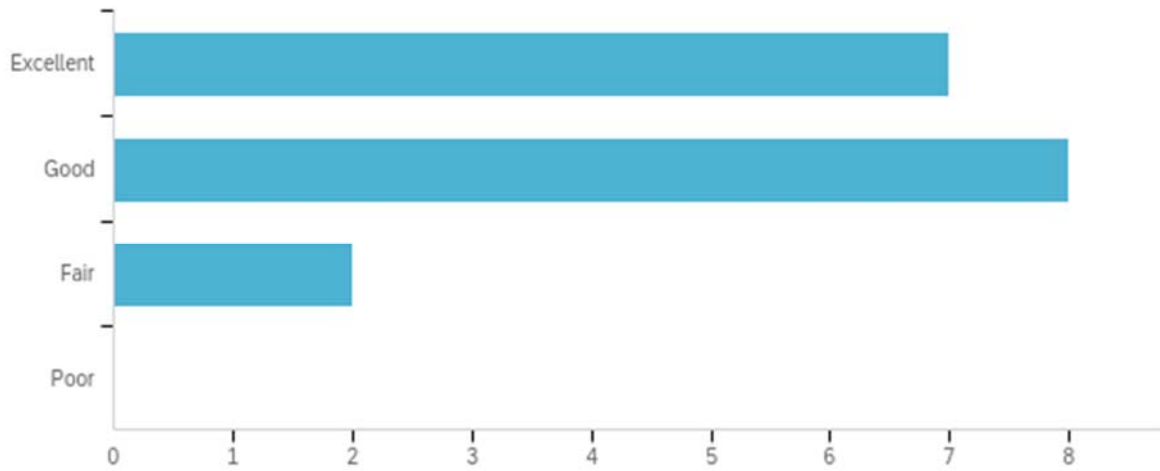


## What is the highest level of schooling you have completed?

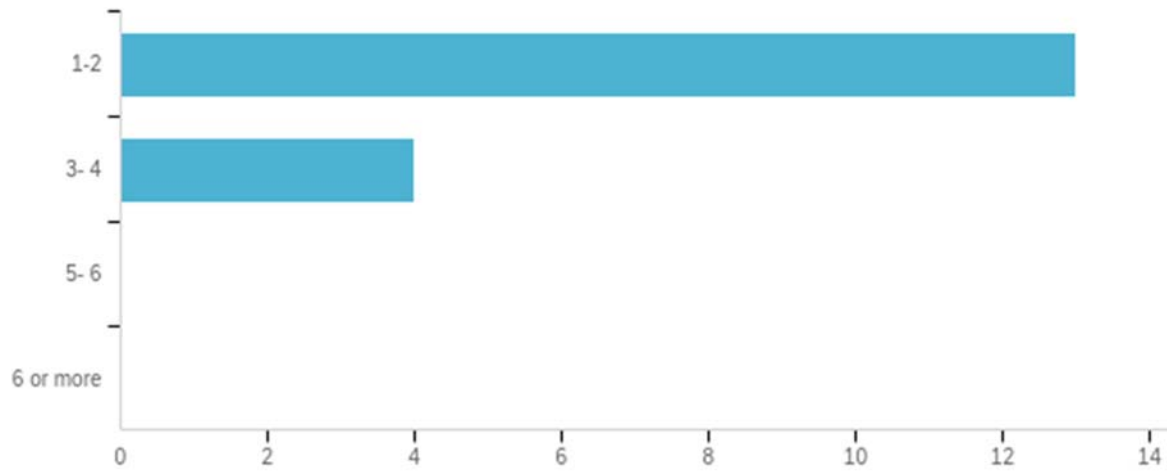




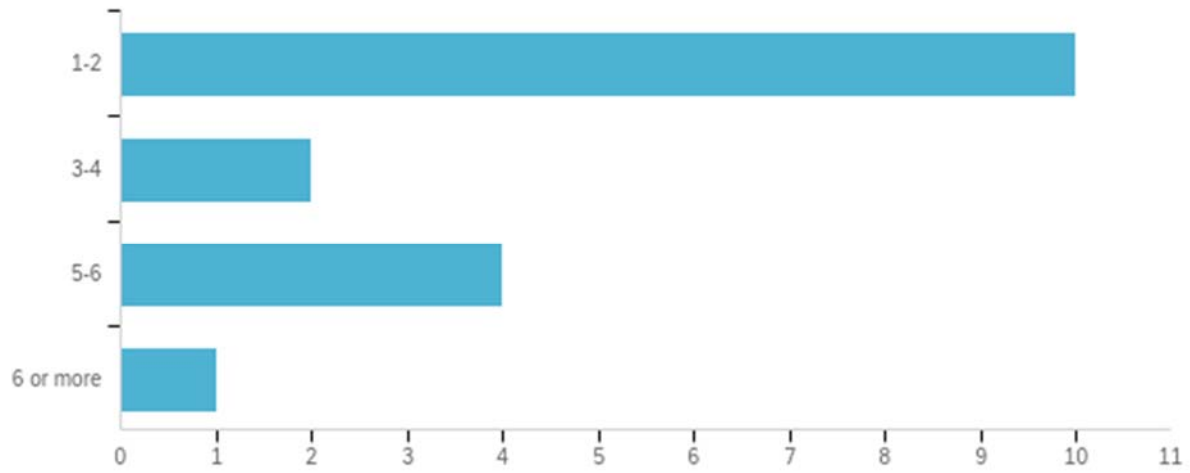
**In general, how would you describe your physical health? Would you say it is ...**



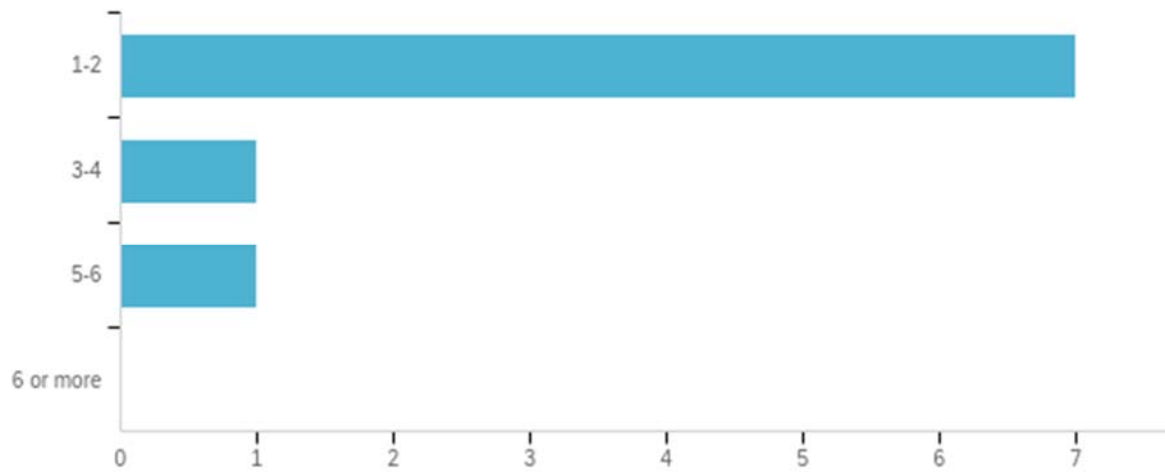
**Please indicate how many adults age 18 and older, including yourself, currently reside in your household?**



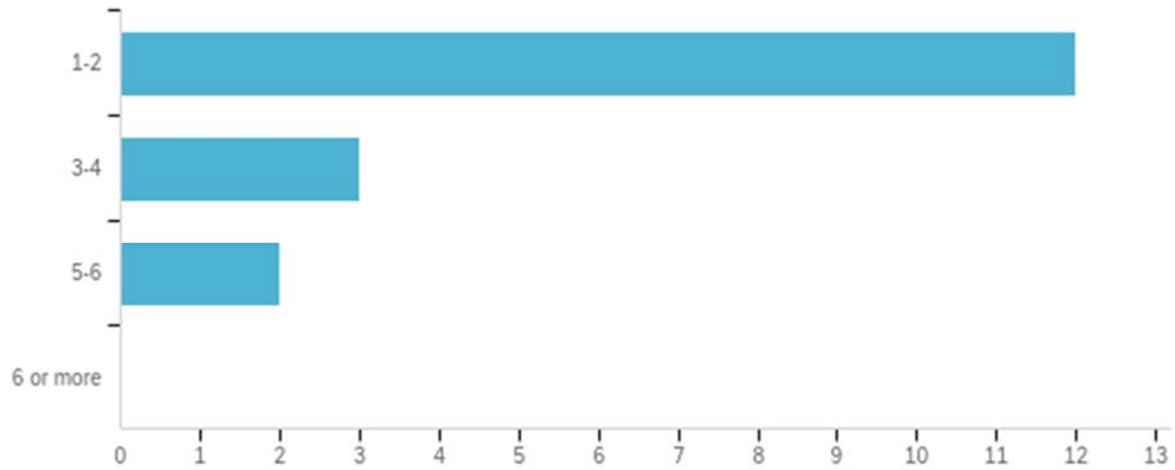
**Please indicate how many children (under age 18) currently reside in your home?**



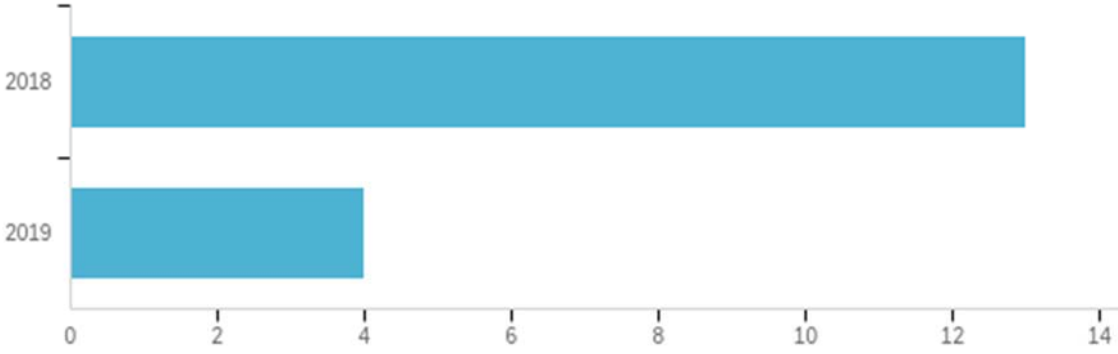
**Of the children living in your home, how many are your biological children?**



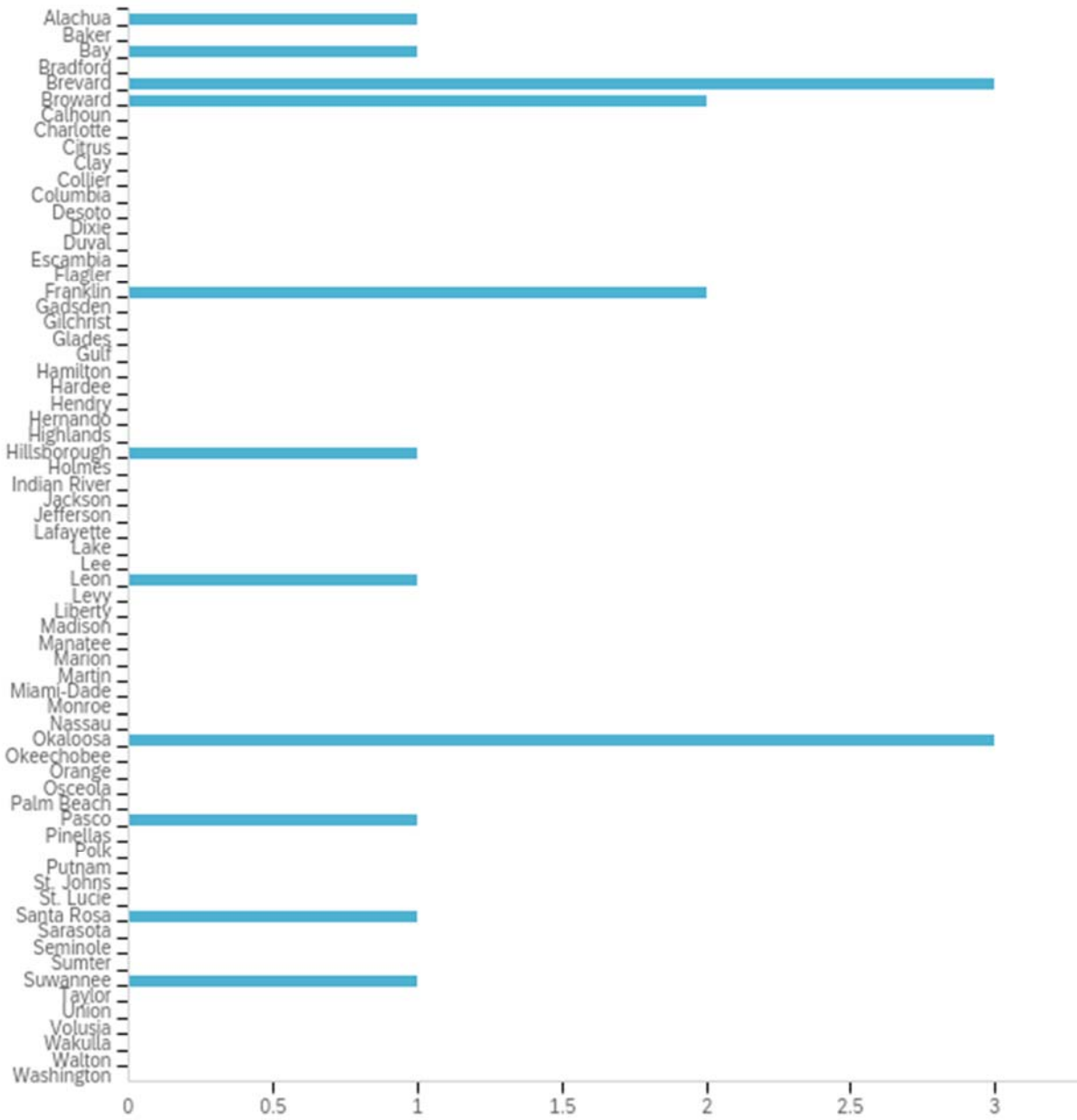
**Of the children living in your home, how many were adopted?**



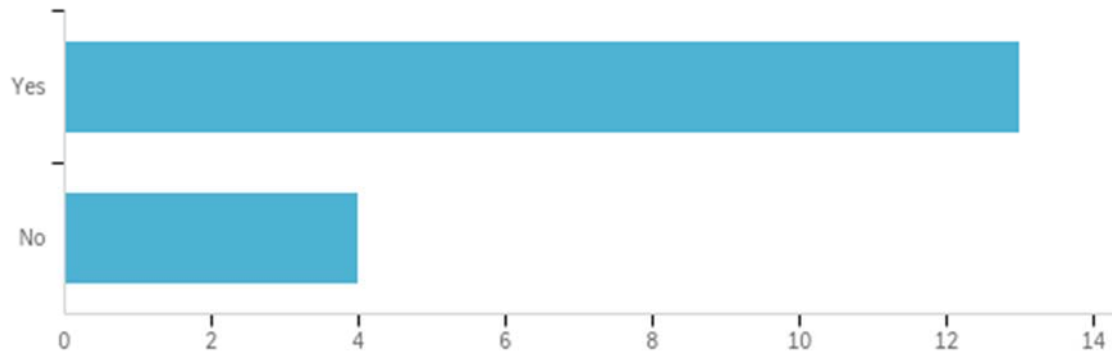
**In what year did your first adoption finalize?**



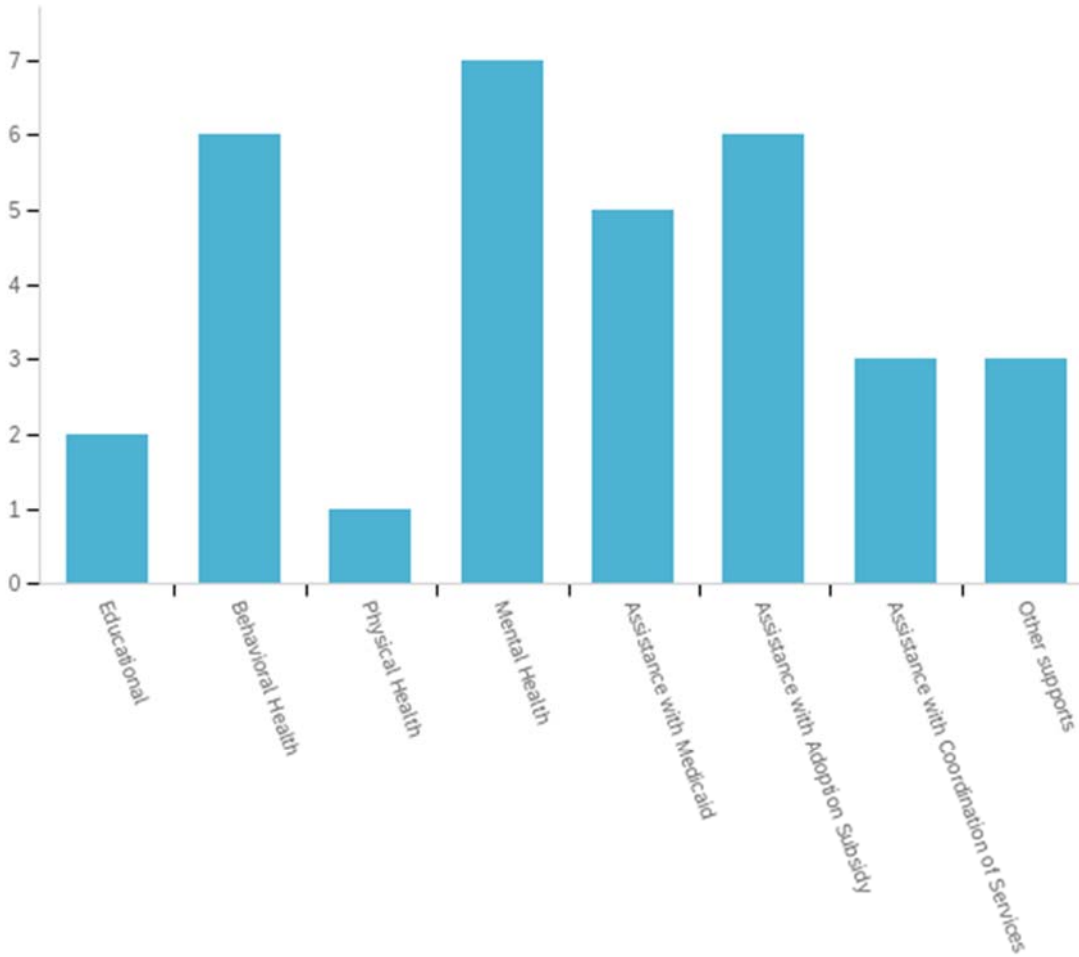
# In what county did you finalize your Adoption



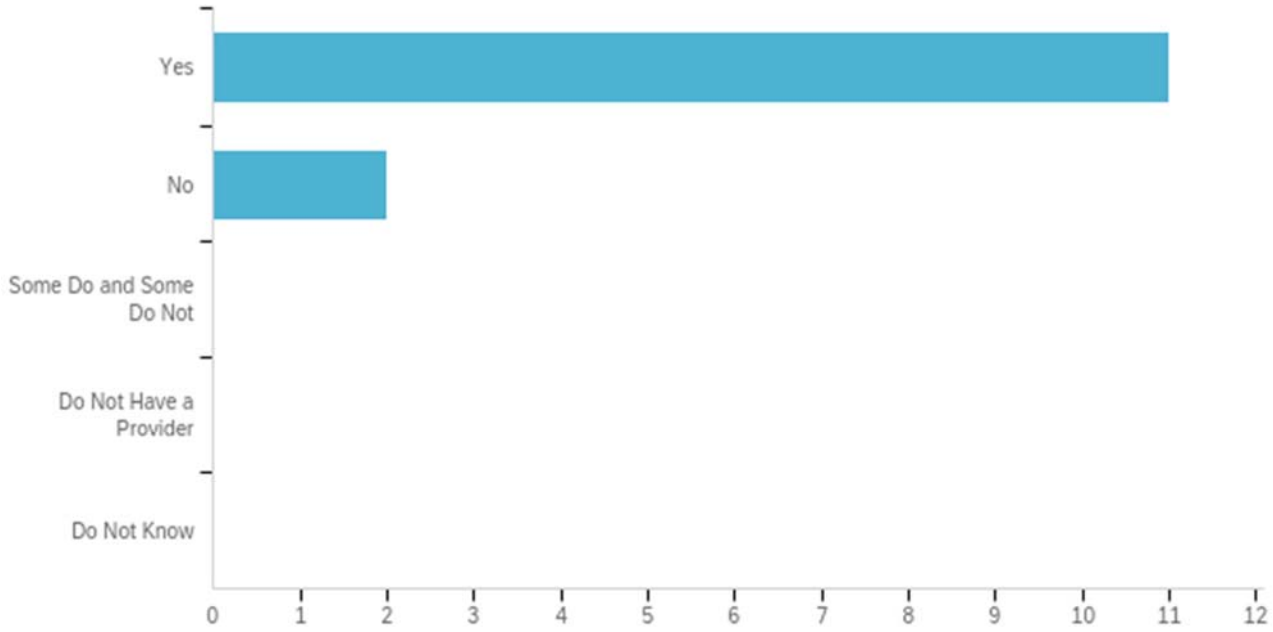
### Has your family received Post Adoption Services/Supports since finalization?



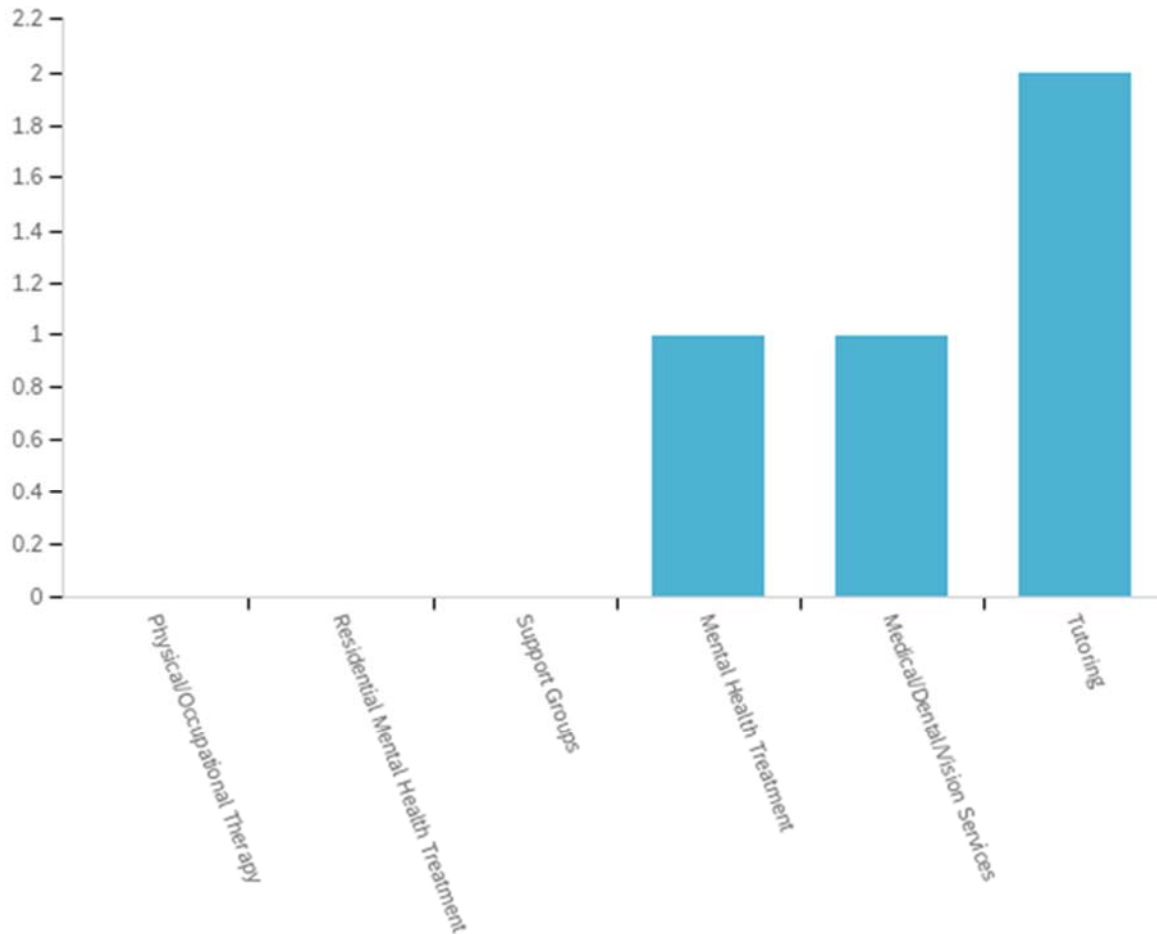
### What type of Post Adoption Services has your family received. Please select all that apply.



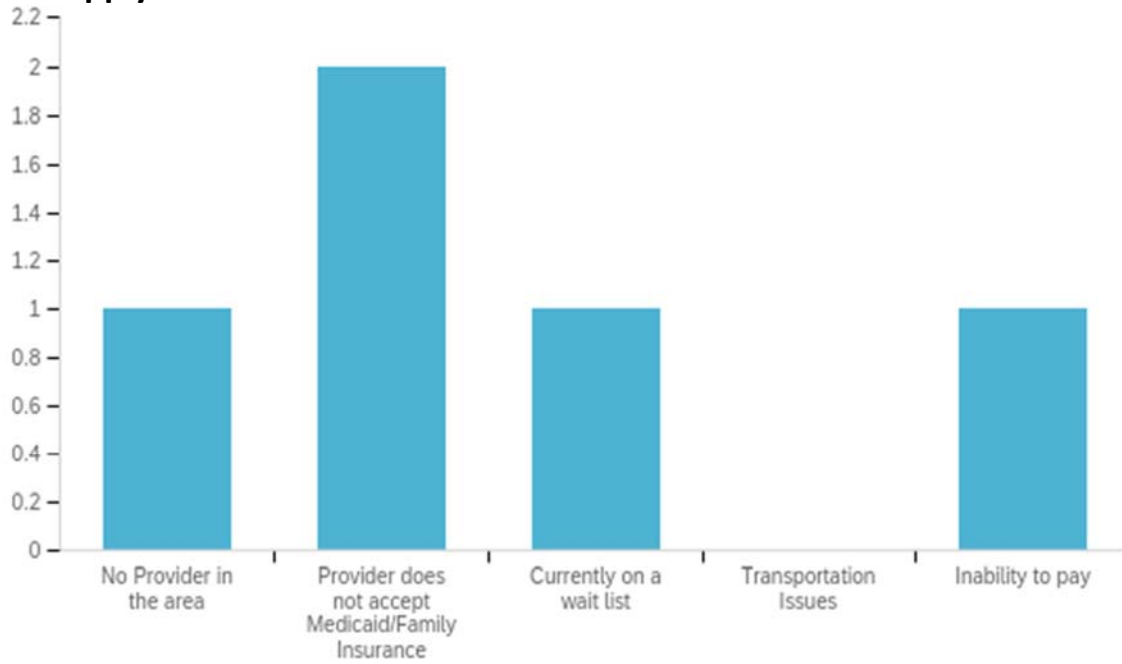
**Do you feel the providers of the Post Adoption Services understood the issues that your adopted child and family have related to adoption?**



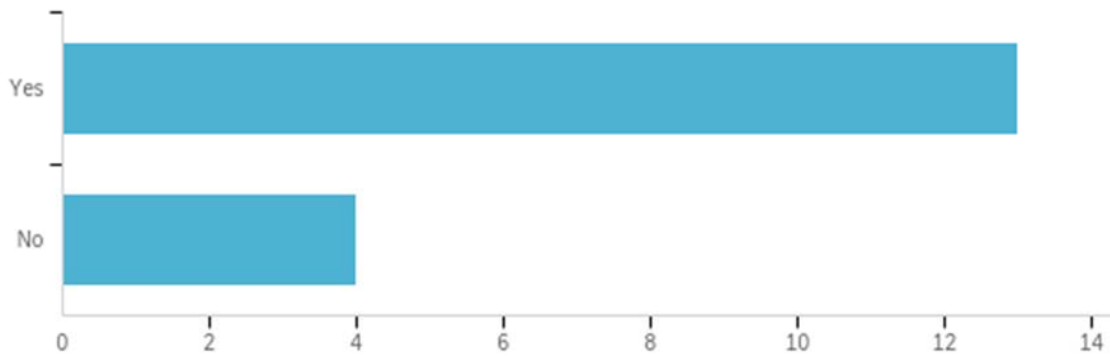
**What services have you tried to access but are unable to receive? Please select all that apply.**



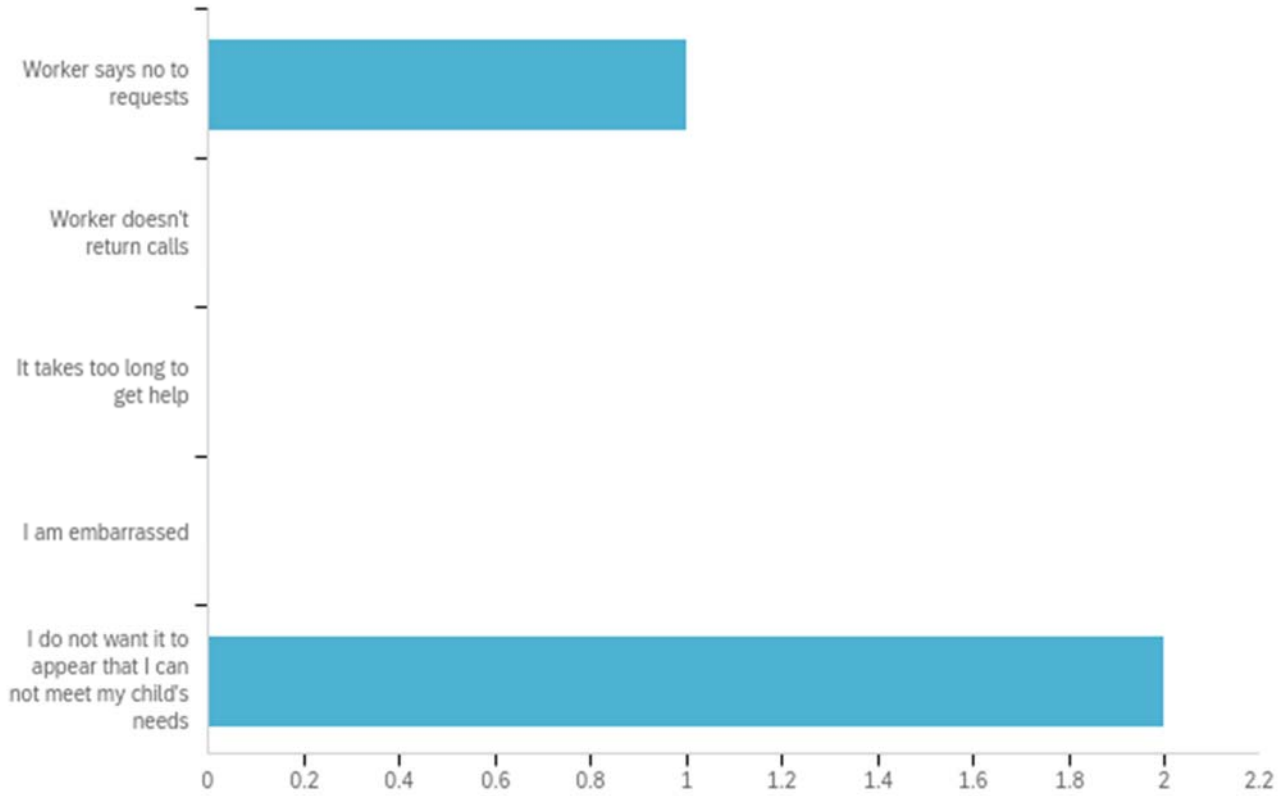
**A service my child and/or my family needs is unavailable because of the following: Please select all that apply.**



**Do you feel comfortable asking your Post Adoption Worker for additional help/assistance?**



**Please indicate why you are uncomfortable asking your Post Adoption Worker for additional help/assistance?**





Is there a service or support that you want your post adoption worker to provide that is currently not being provided? Please select all that apply.

