



FLORIDA OFFICE OF INSURANCE REGULATION



ANNUAL
REPORT

2020



DAVID ALTMAIER
Insurance Commissioner

CONTENTS

Office of Insurance Regulation

Leadership 1

About the Office of Insurance Regulation 2

Insurance Regulation in Florida 3

Florida's National and International Leadership Role 4

2020 Market Overview 5

Insurance and the Florida Economy 6

Response to COVID-19 7


Insurance Market Trends 10

Life and Health Insurance 10

Property and Casualty Insurance 11

Examinations and Investigations 14

Statistical information 15





OFFICE OF INSURANCE REGULATION

Annual Report Data

Data represented in the Annual Report is submitted to OIR following the conclusion of the previous calendar year. The 2020 OIR Annual Report provides a summary of the financial information and activities of companies authorized to transact insurance-related business in Florida based on Calendar Year 2019.



DAVID ALTMAIER, INSURANCE COMMISSIONER

David Altmaier was appointed as the Florida Insurance Commissioner in April 2016 by the Financial Services Commission. He leads the Office of Insurance Regulation (OIR) and has oversight of one of the largest insurance markets in the world. Under Altmaier's leadership, OIR has worked to cultivate a market in Florida in which insurance products are reliable, available, and affordable.

Altmaier began his public service at OIR in 2008, serving in a number of roles including Chief Analyst of the Property and Casualty Financial Oversight unit and Deputy Commissioner of Property and Casualty Insurance.

Commissioner Altmaier was voted President of the National Association of Insurance Commissioners (NAIC) for 2021, after serving as President-Elect in 2020 and Vice President in 2019. In his role as NAIC President, Altmaier serves as Chair of the Executive Committee, Internal Administration Subcommittee, Government Relations Leadership Council, and Co-Chair of the Special Committee on Race and Insurance. Commissioner Altmaier also serves as a Vice Chair of the Executive Committee for the International Association of Insurance Supervisors (IAIS), representing insurance regulators and supervisors of more than 200 jurisdictions worldwide.

Commissioner Altmaier was appointed by Governor DeSantis to serve as a member of Florida's Blockchain Task Force and during the COVID-19 pandemic, was selected to as a member of the Governor's Re-Open Florida Task Force Industry Working Group on Agriculture, Finance, Government, Healthcare, Management and Professional Services.

Prior to joining OIR, Altmaier worked as a Florida licensed 2-20 and 2-14 insurance agent and as a high school math teacher. Altmaier graduated from Western Kentucky University in 2004 with a bachelor's degree in mathematics.

ABOUT THE OFFICE OF INSURANCE REGULATION

Mission

To promote a stable and competitive insurance market for consumers.

Vision

OIR envisions a robust and competitive insurance market while maintaining protections for the insurance-buying public.

OVERVIEW

The Insurance Commissioner is appointed by, and reports to, the Financial Services Commission (FSC). The FSC is comprised of the Governor, the Attorney General, the Chief Financial Officer, and the Commissioner of Agriculture and Consumer Services and serves as agency head for purposes of rulemaking.

OIR pursues its mission by:

- Licensing insurance companies and insurance related entities;
- Reviewing forms and rates for insurers and insurance related entities;
- Monitoring the financial condition of insurers and requiring corrective action when appropriate;
- Enforcing insurer and insurance-related entity compliance with statutory market conduct requirements;
- Working to attract more insurance-related companies, jobs, and capital to the Florida insurance market;
- Engaging in national and global regulatory policy formulation and standard-setting affecting Florida; and
- Collecting and analyzing insurance data for use by the OIR, policymakers, companies, and consumers.



279

FULL-TIME EQUIVALENT
POSITIONS

REGULATES
\$189
BILLION
INDUSTRY

OVERSEES ALMOST
4,630
ENTITIES



OIR is the lead regulatory agency overseeing Florida’s insurance industry – one of the largest, most complex insurance industries in the world. OIR is housed within the Department of Financial Services (DFS) for administrative, personnel, and technology support. OIR works alongside DFS to serve and protect Floridians.

Department of Financial Services

The DFS is responsible for all activities concerning:

- Insurance agents and agencies
- Insurance consumer services
- Insurance fraud
- Workers’ compensation administration
- Rehabilitation and liquidation

Office of Insurance Regulation

The OIR is responsible for all activities concerning insurers and other risk bearing entities to include:

- Certificates of authority
- Product review to include policy forms and rates
- Market regulation
- Financial oversight



FLORIDA'S NATIONAL AND INTERNATIONAL LEADERSHIP ROLE

Florida plays an active role with the National Association of Insurance Commissioners (NAIC) and the International Association of Insurance Supervisors (IAIS). The NAIC is the U.S. standard-setting and regulatory support organization created and governed by the chief insurance regulators from the 50 states, the District of Columbia and five U.S. territories.

Through the NAIC, state insurance regulators establish standards and best practices, conduct peer reviews, and coordinate their regulatory oversight. NAIC staff supports these efforts and represents the collective views of state regulators domestically and internationally. NAIC members, together with the central resources of the NAIC, form the national system of state-based insurance regulation in the U.S.

The IAIS is the principal international organization of insurance supervisors, engaged in creating international standards and guidelines on insurance supervision, and encouraging members to implement the standards. The International Association of Insurance Supervisors (IAIS) represents insurance regulators and supervisors of more than 200 jurisdictions constituting 97% of the world's insurance premiums.

In 2019, Commissioner Altmaier was voted Vice President of the National Association of Insurance Commissioners (NAIC), voted NAIC President-Elect for 2020, and serves as President of the NAIC for 2021. In his role as NAIC President, Commissioner Altmaier serves as Chair of the Executive Committee, Internal Administration Subcommittee, Government Relations Leadership Council, and Co-Chair of the Special Committee on Race and Insurance. He also serves as Vice Chair of the Executive Committee for the IAIS.

Through these partnerships, Commissioner Altmaier leads an effort to execute a consistent application of best practices for the financial and regulatory oversight of insurers operating in the U.S., while also leading the NAIC's strategic priorities.

Commissioner Altmaier was appointed chair of the NAIC's Financial Condition (E) Committee in 2018 and reappointed in 2019. The committee serves as the central forum for maintenance and development of all financial solvency considerations for the state-based system of insurance regulation.





2020 MARKET OVERVIEW





INSURANCE AND THE FLORIDA ECONOMY

Insurance not only serves as a critical safeguard for consumers, Florida's insurance industry is a major driver in the Florida economy.

- There are 4,630 insurance-related entities operating in Florida, writing over \$189 billion in premium.¹
- Insurance industry jobs in Florida have grown by 5 percent since last year to 203,997.²

Insurance carriers and related entities added more than 9,813 jobs in 2019 showing continued growth in the Florida insurance industry.³ Florida insurance industry employees received \$19.3 billion in total compensation, or 3.19 percent of the total compensation received by all Florida employees.⁴ The Florida insurance industry generated approximately \$34.1 billion in total economic output, or 3.1 percent of Florida's gross domestic product.⁵

OIR has continued its business development efforts to bring additional insurers to the state. In 2019, the Florida insurance market added 171 new insurance and insurance-related entities, bringing the total number of insurance-related entities operating in Florida to 4,630. This includes 3,412 foreign and 1,213 domestic insurers.

According to the NAIC, Florida's insurance regulatory costs in Florida continued to decline for the tenth consecutive year from \$0.50 per \$1,000 of premium in 2019 to \$0.48 in 2020.⁶

THE FLORIDA INSURANCE
INDUSTRY REPRESENTED

3.1%

OF FLORIDA GDP IN 2019

-
1. *National Association of Insurance Commissioners, State Insurance Regulation: Key Facts and Market Trends Florida 2020*
 2. *U.S. Department of Commerce, Bureau of Economic Analysis, SAEMP27N Full-Time and Part-Time Wage and Salary Employment by NAICS Industry, 11/22/21*
 3. *U.S. Department of Commerce, Bureau of Economic Analysis, SAEMP27N Full-Time and Part-Time Wage and Salary Employment by NAICS Industry, 11/22/21*
 4. *U.S. Department of Commerce, Bureau of Economic Analysis, SAINC6N Compensation of Employees by NAICS Industry, 11/22/21*
 5. *U.S. Department of Commerce, Bureau of Economic Analysis, SAGDP2N Gross domestic product (GDP) by state by NAICS Industry, 11/22/21*
 6. *National Association of Insurance Commissioners, State Insurance Regulation: Key Facts and Market Trends Florida 2020*



RESPONSE TO COVID-19

OIR responded immediately to the COVID-19 pandemic, transitioning to a distributed workforce to ensure the safety of OIR staff and their families while continuing to address challenges facing the insurance industry.

OIR issued seven Informational Memoranda providing guidance on multiple topics, worked closely with stakeholders to maintain efficient regulatory operations, and protect Florida insurance consumers. OIR created a dedicated webpage for COVID-19 resources and a Policyholder Resource List to connect Florida policyholders with assistance being offered by insurers in response to COVID-19.

March 6, 2020

OIR-20-01M: Communication and Cost-Sharing

In response to the [Executive Order 20-51](#) issued by Governor Ron DeSantis establishing COVID-19 response protocols and directing a public health emergency in Florida, the OIR issued Informational Memorandum OIR-20-01M to all health insurers authorized to do business in Florida to help facilitate the state's ongoing efforts to protect Floridians.

This memorandum directs insurers to:

- Use every channel available to them to communicate with their policyholders and share official information;
- Devote resources to inform consumers of available benefits, quickly respond to inquiries, and avoid and dispel misinformation;
- Work with public health officials to do everything possible to prepare and respond; and
- Consider all practicable options to reduce the barriers of cost-sharing for testing and treatment of COVID-19.

March 10, 2020

OIR-20-02M: Prescription Refills

Following Governor DeSantis' [Executive Order 20-52](#) declaring an emergency in the state of Florida in response to the COVID-19 public health emergency, the OIR issued Informational Memorandum OIR-20-02M to all health insurers, health maintenance organizations and other health entities authorized to do business in Florida as a reminder of Florida law regarding early prescription refills.

OIR-20-03M: Business Continuity/ Continuity of Operations Plans

March 16, 2020

Understanding recommended COVID-19 prevention and treatment measures may disrupt normal business operations, OIR issued [Informational Memorandum OIR-20-03M](#) directing all insurers and entities regulated by OIR to review and update their Business Continuity Plans and/or Continuity of Operation Plans immediately. The plans must provide a framework for the continuation of company operations, including key insurance functions such as policy issuance, premium collection, claims adjustment and payment and policyholder service. The continuity plans should also account for guidance surrounding COVID-19, including executive orders issued at the state and national level.

OIR-20-04M: Leniency on Payments and Other Considerations

March 25, 2020

OIR issued [Informational Memorandum OIR-20-04M](#) to all insurers and entities regulated by OIR to provide general guidance on the treatment of policyholders as part of the state's ongoing efforts to protect Floridians. Guidance within this memorandum includes:

Leniency on Premium Payments

Regulated entities were encouraged, when prudently possible, to be flexible with premium payments in order to avoid a lapse in coverage. Regulated entities were encouraged to only consider cancellation of policies if all possible efforts to work with consumers to continue coverage have been exhausted.

Removing Exclusions on Certain Personal Auto Exclusions

Regulated entities were encouraged to consider allowing insureds to temporarily utilize their personal automobile for purposes that might otherwise be considered commercial use, provided that such use is limited to the duration of the Emergency Orders.

Underwriting and Claims Inspections

Regulated entities, agents, consumers, and employers were strongly encouraged to explore virtual options for underwriting and adjusting claims in lieu of in-person property inspections and for premium audits of employers' records.

General Considerations

OIR provided guidance on general considerations regulated entities can make, including electronic communications, teleworking, and utilizing electronic signatures. In addition, OIR granted a 30-day extension for some annual statements due to be filed with OIR by a regulated entity on or before May 1, 2020.

April 6, 2020

OIR-20-05M: Workers' Compensation Insurance

In response to [Governor Ron DeSantis' Executive Orders 20-51 and 20-52](#) and [Chief Financial Officer Patronis' Directive 2020-05](#) providing workers compensation coverage for public servants on the front line of COVID-19, OIR issued Informational Memorandum OIR-20-05M to all insurers and entities authorized to write workers' compensation insurance.

First responders, health care workers, and others that contract COVID-19 due to work-related exposure would be eligible for workers' compensation benefits under Florida law.

OIR reminded insurers of applicable statutes regarding workers' compensation insurance and expects workers' compensation insurers to comply with all of the provisions of Florida's Workers' Compensation Law and will take appropriate action in the event of non-compliance.

April 6, 2020

OIR-20-06M: Telehealth and Pharmacy Audit Guidance

OIR issued [Informational Memorandum OIR-20-06M](#) to all health insurers, and other health entities regulated by OIR, and all Pharmacy Benefit Managers registered to do business in Florida to encourage the use of technology to help combat the spread of COVID-19.


All health insurers, health maintenance organizations, and other health entities were encouraged to broaden access to care for telehealth services to help alleviate hurdles for Floridians attempting to utilize telehealth services to receive needed care. All registered Pharmacy Benefit Managers were requested to transition to an electronic audit process in order to avoid unnecessary risk and maintain social distancing, and extended audit deadlines when possible.

June 25, 2020

OIR-20-07M: Guidance for Hurricane Preparedness and Response

OIR issued [Informational Memorandum OIR-20-07M](#) to all property and casualty insurers authorized to do business in Florida to provide guidance on hurricane preparedness and response. This instructed insurers to recognize important social distancing protocols and other COVID-19 public safety measures throughout their hurricane preparedness and response plans.

Insurers were directed to consider all aspects of claims handling within their hurricane preparedness plans to ensure continuous operation and review all aspects of their claims reporting, inspection, adjustment, and payment processes to determine what in-person processes can be provided virtually. Where possible, insurers were encouraged to leverage technology to protect and best serve policyholders.



HURRICANE SEASON 2020

The COVID-19 pandemic presented many new obstacles for OIR to ensure companies were prepared to respond to a hurricane during unprecedented conditions. In the spring of 2020, OIR hosted a Technical Assistance Webinar to review all fields within the updated 2020 Catastrophe Reporting Form (CRF) in a virtual setting. The webinar was provided as a resource to companies to highlight changes to the CRF, address frequently asked questions, and provide general guidance on accurately completing the form.

Additionally, on June 25, 2020, OIR issued Informational Memorandum OIR-20-07M to all property and casualty insurers authorized to do business in Florida to provide guidance on hurricane preparedness and response. OIR directed insurers to continue to strongly consider Executive Orders 20-51 and 20-52 issued by Governor Ron DeSantis establishing COVID-19 response protocols and declaring a state of emergency in the state of Florida, and recognize important social distancing protocols and other COVID-19 public safety measures throughout their hurricane preparedness and response plans.



Despite the challenges of 2020, OIR continued to demonstrate the ability to effectively and efficiently serve the State of Florida. As OIR looks to the future, these experiences and lessons learned will be used to create a work environment best suited to fostering a robust and competitive insurance market while maintaining protections for the insurance-buying public.



INSURANCE MARKET TRENDS

In this section, market trends and conditions are assessed against a variety of criteria, which may include market concentration, coverage availability, residual markets, premium volume, premium rates, and company financial condition.

LIFE AND HEALTH INSURANCE

Health Insurance

In plan year 2019, nine health insurance companies offered individual market products on and off the federal Patient Protection and Affordable Care Act (PPACA) Exchange in Florida. This is the same number of insurers as the prior year. However, several insurers expanded their offerings to include additional counties resulting in increased competition and more consumer choice.

The individual health insurance market in Florida consisted of approximately 800,000 consumers when PPACA originated in 2010. It has since grown to approximately 1.8 million consumers in 2019 – an increase of over 84,000 consumers compared to 2018. Another two million consumers had coverage through the group health insurance market.

Rate increases moderated for Plan Year 2019 as individual market rates increased by an average of 5.2 percent. Average rates for Plan Year 2020 were stable with an average change of 0 percent.

Total premiums for the major medical market exceeded \$22.5 billion in 2019 with approximately \$11.2 billion in the individual market and \$11.3 billion in the group market.

Medicare Supplement Insurance

Medicare supplement insurance is coverage for services that original Medicare does not cover, such as copayments, coinsurance, and deductibles. Consumers have many options as 36 Medicare supplement carriers wrote new business during 2019. Market share has remained concentrated with the top four carriers accounting for approximately 86 percent of 2019 enrollment. Growth in enrollment has remained steady at 2.7 percent. Medicare supplement plans are facing increased competition from Medicare Advantage products which often offer a lower premium. In 2019, there were a total of 941,137 enrollees in Medicare supplement plans with \$2.4 billion in direct premiums earned.



AVERAGE HEALTH
INSURANCE RATES
CHANGE IN 2020

0%



36
MEDICARE SUPPLEMENT
CARRIERS WRITING NEW
BUSINESS IN 2019

Life Insurance

In 2019, the number of in-force life insurance policies in Florida decreased by 3,549 policies to 8,049,551. However, total premium increased by 10.8 percent. The life insurance market in Florida remains competitive with 267 companies issuing policies in 2019 and the top five companies accounting for just 27 percent of the state market. This competitive environment in the state appears likely to continue. The overall total premium earned for the life insurance market were \$10.9 billion with \$7.3 billion paid in death benefits.

Annuities

Annuity considerations (premium) continued their strong rebound after small declines in 2016 and 2017. Considerations were up 15.4 percent in 2019 after a 14.5 percent increase in 2018. Total annuity considerations for 2019 were \$22.6 billion while the total benefits provided were \$6.3 billion.

Long-Term Care Insurance

Nationally, long-term care insurance premiums have been rising. OIR continues to address this issue by approving rates for insurers that are phased-in incrementally to reduce the impact of rate increases with subsequent periods of time where policyholders are guaranteed no further increases. The length of the implementation period and the subsequent rate guarantee period is often dependent on the size of the increase and the age of the product. In addition, OIR has required companies to offer policyholders a range of benefit options aimed toward mitigating the impact of the rate increase.

Long-term care direct premiums continue to grow, largely due to pricing as opposed to market growth. New business direct premiums for 2019 were \$8.0 million and represent less than 1.2 percent of total premium. The number of covered lives continued its slow decline as covered lives have decreased by 2.4 percent compared to 2018. Losses continued to exceed premiums by a wide margin indicating the challenges that currently exist on a national scale will likely continue. In 2019, total direct premiums earned were \$695.3 million with direct losses of \$1.038 billion.

PROPERTY AND CASUALTY INSURANCE


Homeowners' Insurance

Florida's homeowners' insurance market continued to grow in 2019, with over 74 percent or 5.4 million of the policies in force covered by the domestic market. The number of policies written by Citizens Property Insurance Corporation, the state's homeowners' insurer of last resort, was approximately six percent of market share. Some of the growth of the voluntary market was due to the high level of capacity available in the reinsurance market in 2019, which permits insurers to increase writings. Additionally, the cost of reinsurance in 2019 experienced a slight increase from 2018, with alternative vehicles, such as insurance linked securities, accounting for a larger share of the reinsurance market.

The Florida insurance market is facing significant challenges due to the frequency and severity of claims. These challenges are largely due to increased litigation, exacerbated by higher catastrophe claim losses as a result of multiple hurricanes over the past several years, and rising reinsurance costs as a result of a hardening reinsurance market. To address these challenges, Governor DeSantis signed SB 76 with an effective date of July 1, 2021.

Assignment of Benefits (AOB)

Many property insurers are submitting rate filings to the OIR with significant indicated rate increases that are attributed, in part, to the increased frequency of the use of AOBs, particularly with water claims and related attorney fees. OIR released two data calls February 2016 and January 2018 that graphically demonstrate how much the frequency and severity of water claims has increased over the years. HB 7065 was passed during the 2019 Legislative Session to curb AOB abuse. It was expected that the trend in rising property insurance costs would worsen without meaningful AOB reform.



While there was a slight decline in the use of AOBs after the implementation of HB 7065, insurers continue to see rising costs from increased use of litigation in homeowners' claims. Based on data from the National Association of Insurance Commissioners (NAIC) Market Conduct Annual Statement (MCAS) Data Call, in 2019 Florida accounted for 76.45% of all homeowners' suits opened against insurance companies in the U.S. despite only accounting for 8.16% of all homeowners' claims opened by insurance companies in the U.S.

Private Passenger Auto Insurance

Florida's private passenger auto market continued to grow and remain competitive in 2019, with almost 18 million licensed drivers and over \$20 billion in direct written premium in 2019. The top five insurer groups comprise 76% of the direct written premium in 2019.

FLORIDA WRITTEN PREMIUM RANK	INSURANCE GROUP	2019 FLORIDA PPA DIRECT WRITTEN PREMIUM	MARKET SHARE
1	GEICO	\$5,314,423,597	25.7%
2	Progressive	\$4,217,321,134	20.4%
3	State Farm	\$2,852,376,579	13.8%
4	Allstate	\$1,939,734,255	9.4%
5	USAA	\$1,481,926,586	7.2%

Flood Insurance

As conversations surrounding the federally-administered National Flood Insurance Program (NFIP) continue, OIR continued to prioritize the development of Florida's private flood insurance market. Alongside the NFIP, a thriving private insurance market provides wider, and in many cases, less expensive options to protect more US consumers, expand the awareness of the need for flood insurance, and spread the risk beyond the NFIP.

Florida is home to one of the largest, fastest growing private flood insurance markets in the U.S., with 35 eligible primary flood writers (75 percent increase since June 2017) and more than 89,500 personal residential primary flood insurance policies in force as of June 2020 (331 percent increase since June 2017).

Medical Malpractice Insurance

Florida is and has historically ranked as the fourth largest U.S. state in terms of total medical malpractice premium, with roughly \$602 million in direct written premium for 2019.

Overall, Florida has a competitive medical malpractice insurance market. In 2019, Florida welcomed 11 new writers into the market. This helps promote a competitive marketplace, bolstering efforts to make sure reliable insurance products are available to Florida's medical professionals and entities at affordable prices.

Workers' Compensation Insurance

In 2019, 259 privately-owned insurers actively wrote workers' compensation insurance in Florida. In total, private sector insurers wrote \$3.11 billion in premium. Moreover, during 2019, 22 insurers entered the Florida workers' compensation market, either as new companies or by adding the workers' compensation line of business to their certificate of authority. During 2019, 14 insurers exited the Florida market. These new entrants and voluntary withdrawals had no disruptive impact on the marketplace, as should be the case in a competitive market.

The 2020 annual National Council of Compensation Insurance rate filing, submitted in late August, proposed a statewide average rate decrease of 5.7 percent. A public rate hearing was held on October 13, 2020, and the OIR approved a statewide overall rate level decrease of 6.6 percent, which took effect on January 1, 2021. Florida's rates are 70 percent below what the rates were prior to the 2003 reforms.

Top Ten Medical Malpractice Insurers in Florida in 2019

FLORIDA WRITTEN PREMIUM RANK	COMPANY	2019 FLORIDA DIRECT WRITTEN PREMIUM	MARKET SHARE
1	Doctors Company, An Interinsurance Exchange	\$109,521,730	18.2%
2	MAG Mutual Insurance Company	\$73,686,202	12.2%
3	Medical Protective Company	\$61,954,551	10.3%
4	NORCAL Mutual Insurance Company	\$43,796,532	7.3%
5	National Fire & Marine Insurance Company	\$29,457,140	4.9%
6	MedMal Direct Insurance Company	\$16,023,160	2.7%
7	Columbia Casualty Company	\$15,166,933	2.5%
8	American Casualty Company of Reading, PA	\$14,332,663	2.4%
9	ProAssurance Casualty Company	\$13,321,120	2.2%
10	Samaritan RRG, Inc.	\$10,135,034	1.7%

Medical Malpractice Insurance Company Admissions Activity in 2019

COMPANY	TYPE OF ENTITY	DOMICILIARY STATE
Argonaut Insurance Company	Property/Casualty Insurer	IL
Ascot Insurance Company	Property/Casualty Insurer	CO
CM Regent Insurance Company	Property/Casualty Insurer	PA
Nationwide Property and Casualty Insurance Company	Property/Casualty Insurer	OH
Professional Solutions Insurance Company	Property/Casualty Insurer	IA
Service American Indemnity Company	Property/Casualty Insurer	OK
Continuing Care Risk Retention Group, Inc.	RRG	VT
Copic, A Risk Retention Group	RRG	DC
Graph Insurance Group, A Risk Retention Group, LLC	RRG	VT
Midwest Insurance Group, Inc. A Risk Retention Group	RRG	VT
Titan Risk Retention Group, Inc.	RRG	AZ



EXAMINATIONS AND INVESTIGATIONS

OIR conducted a total of 339 market conduct preliminary investigations, investigations, and examinations during calendar year 2019. Potential violations that were investigated or examined related to: premium billing, policy rating, and underwriting errors; delays related to the timely payment of claims; failure to follow prescribed cancellation and nonrenewal practices; and the statutorily required examination of premium finance companies.

The OIR Market Regulation team looks for early indicators of market issues that may eventually affect solvency or harm consumers. State insurance regulators have many different tools at their disposal to deal with potential violations of state insurance statutes and regulations such as a preliminary investigation, an investigation, and either target or comprehensive market conduct examinations.

- Preliminary investigations consist of an informal communication with an insurer regarding a concern received by a policyholder or other stakeholder. Preliminary investigations are used to quickly review and resolve referrals that may not lend themselves to an in-depth investigation. Preliminary investigations are concluded within a few days of assignment. Depending on the outcome of the preliminary investigation, the matter can be closed, monitored over time to ensure compliance, or result in an investigation or examination of the insurer.
- Investigations are a formal communication with an insurer regarding a concern received by a policyholder, other stakeholder, or to monitor the resolution of self-reported insurer issues. Investigations are usually related to issues that can affect a large number of policyholders instead of an isolated issue pertaining to a single policyholder. Investigations rely on written communication between market regulation and the insurer to document, identify, and resolve alleged violations of the Florida Insurance Code. Depending on the outcome of the investigation, additional regulatory action may be taken by OIR.
- Examinations (target or comprehensive) are a formal, in-depth, technical review and sampling of an insurers books and records to determine if the insurer's business practices are in compliance with the Florida Insurance Code. A target market conduct examination focuses on a specific line of business or a specific business practice. Target market conduct examinations are specific to the area of concern. A comprehensive market conduct examination will include a detailed review and sampling in all of the following areas: company operations and management; complaint handling; marketing and sales; producer licensing; policyholder service; underwriting and rating; and claims. Depending on the outcome of the examination, additional regulatory action may be taken by OIR.



STATISTICAL INFORMATION



FLORIDA PROPERTY AND CASUALTY INSURANCE

Calendar Year 2019

Pursuant to section 627.915(2), F.S.

FLORIDA PROPERTY AND CASUALTY INSURANCE CALENDAR YEAR EXPERIENCE pursuant to Section 627.915(2), FSData Reporting Form: OIR-DO-308		The data below is attributed to companies exceeding 0.5% threshold (Direct Written Premium for 2019).									
Line Number	LINE OF BUSINESS	CY 2019 DIRECT PREMIUMS WRITTEN FOR ALL WRITING COMPANIES	DIRECT PREMIUMS WRITTEN	DIRECT PREMIUMS EARNED	DIRECT LOSSES PAID	LOSSES RESERVES FOR ALL KNOWN CLAIMS - AT BEGINNING OF YEAR	LOSSES RESERVES FOR ALL KNOWN CLAIMS - AT END OF YEAR	RESERVES FOR LOSSES INCURRED BUT NOT REPORTED (IBNR) - AT BEGINNING OF YEAR	RESERVES FOR LOSSES INCURRED BUT NOT REPORTED (IBNR) - AT END OF YEAR	DIRECT LOSSES INCURRED	
1	01 - Fire	\$787,347,632	\$684,727,150	\$662,806,573	\$372,009,339	\$123,710,857	\$104,671,734	\$315,553,350	\$296,754,816	\$334,171,682	
2	04 - Homeowners multiple peril	\$9,583,484,813	\$9,062,024,926	\$8,824,805,058	\$7,002,004,048	\$1,696,573,553	\$1,632,141,966	\$2,914,925,019	\$2,885,057,261	\$6,859,704,703	
3	05.1 - Commercial multiple peril (non-liability portion)	\$915,378,965	\$716,621,633	\$682,780,391	\$586,833,369	\$288,286,258	\$249,152,065	\$256,769,990	\$306,593,371	\$597,522,557	
4	05.2 - Commercial multiple peril (liability portion)	\$632,909,876	\$512,743,238	\$483,676,480	\$230,439,153	\$287,393,040	\$323,098,578	\$343,591,226	\$383,251,953	\$305,805,418	
5	11 - Medical malpractice	\$396,166,943	\$373,420,962	\$359,194,376	\$187,508,769	\$297,311,047	\$295,473,985	\$215,461,381	\$231,609,320	\$201,819,646	
6	16 - Workers' compensation	\$3,108,740,886	\$2,502,945,519	\$2,540,075,478	\$1,153,820,103	\$1,779,149,864	\$1,832,037,654	\$2,592,625,623	\$2,668,798,469	\$1,282,880,739	
7	17 - Other liability	\$4,860,944,264	\$3,409,518,362	\$3,319,269,974	\$2,108,241,666	\$740,216,541	\$802,329,419	\$1,088,115,331	\$1,237,137,450	\$2,319,376,663	
8	Directors' and Officers' Liability Only (a subset of 17 - Other Liability)	\$267,571,917	\$258,961,433	\$239,503,160	\$113,290,501	\$133,100,808	\$177,665,298	\$242,918,969	\$257,579,110	\$172,515,132	
9	18 - Products liability	\$124,664,824	\$93,101,212	\$91,030,068	\$81,663,138	\$91,450,628	\$85,269,167	\$161,589,234	\$191,203,387	\$105,095,830	
10	19.1 - Private passenger auto no-fault (personal injury)	\$4,235,427,886	\$3,885,247,901	\$3,835,881,260	\$2,627,337,137	\$1,291,786,896	\$1,263,711,105	\$849,705,353	\$953,936,268	\$2,703,492,261	
11	19.2 - Other private passenger auto liability	\$10,324,001,331	\$9,514,489,036	\$9,473,961,233	\$6,774,544,208	\$4,654,468,163	\$4,990,957,607	\$1,724,802,097	\$2,037,837,171	\$7,424,068,726	
12	19.3 - Commercial auto no-fault (personal injury protection)	\$108,763,285	\$92,750,948	\$86,872,121	\$41,415,427	\$16,167,418	\$16,802,719	\$45,340,629	\$42,278,137	\$38,988,236	
13	19.4 - Other commercial auto liability	\$2,821,359,471	\$2,179,427,988	\$2,108,911,725	\$1,207,748,778	\$1,102,695,145	\$1,426,666,215	\$680,910,997	\$893,172,144	\$1,743,980,995	
14	21.1 - Private passenger auto physical damage	\$6,119,593,399	\$5,477,494,882	\$5,421,202,249	\$3,275,982,742	\$265,316,923	\$310,114,544	\$29,392,653	\$29,711,307	\$3,321,099,017	
15	21.2 - Commercial auto physical damage	\$469,220,272	\$362,579,080	\$346,200,333	\$188,943,108	\$18,479,000	\$19,882,779	\$13,319,098	\$15,442,044	\$192,469,833	

This information is compiled from data filed with OIR by each Property and Casualty coverage provider. It has not been audited or independently verified.

Data Reporting Form: OIR-DO-308

FLORIDA PROPERTY AND CASUALTY INSURANCE

Calendar Year 2019

Pursuant to section 627.915(2), F.S.

FLORIDA PROPERTY AND CASUALTY INSURANCE CALENDAR YEAR EXPERIENCE pursuant to Section 627.915(2), FS Data Reporting Form: OIR-DO-308		The data below is attributed to companies exceeding 0.5% threshold (Direct Written Premium for 2019).									
Line Number	LINE OF BUSINESS	RATIO DIRECT LOSSES INCURRED TO PREMIUMS EARNED	ALLOCATED LOSS ADJUSTMENT EXPENSE - RESERVES AT BEGINNING OF YEAR	ALLOCATED LOSS ADJUSTMENT EXPENSE - RESERVES AT END OF YEAR	ALLOCATED LOSS ADJUSTMENT EXPENSE - PAID	ALLOCATED LOSS ADJUSTMENT EXPENSE - INCURRED	RATIO ALLOCATED LOSS ADJUSTMENT EXPENSE TO PREMIUMS EARNED	UNALLOCATED LOSS ADJUSTED EXPENSE - RESERVES AT BEGINNING OF YEAR	UNALLOCATED LOSS ADJUSTED EXPENSE - RESERVES AT END OF YEAR	UNALLOCATED LOSS ADJUSTED EXPENSE - PAID	
1	01 - Fire	50.42%	\$53,586,040	\$50,431,676	\$21,907,182	18,752,818	2.83%	\$32,740,026	\$19,727,768	\$37,674,209	
2	04 - Homeowners multiple peril	77.73%	\$549,863,469	\$563,340,630	\$465,559,661	479,036,822	5.43%	\$518,216,018	\$393,326,576	\$760,215,689	
3	05.1 - Commercial multiple peril (non-liability portion)	87.51%	\$24,701,719	\$20,451,080	\$19,621,577	15,370,988	2.25%	\$32,177,141	\$18,312,815	\$33,137,328	
4	05.2 - Commercial multiple peril (liability portion)	63.23%	\$297,472,965	\$317,383,525	\$66,802,942	86,713,502	17.93%	\$24,268,003	\$35,064,470	\$15,973,067	
5	11 - Medical malpractice	56.19%	\$238,554,112	\$219,821,980	\$68,068,533	49,336,401	13.74%	\$26,110,666	\$28,083,786	\$16,098,599	
6	16 - Workers' compensation	50.51%	\$501,265,708	\$494,259,404	\$152,021,871	145,015,567	5.71%	\$169,984,248	\$178,805,932	\$106,271,182	
7	17 - Other liability	69.88%	\$318,062,264	\$349,853,285	\$78,986,255	110,777,276	3.34%	\$99,202,802	\$95,166,548	\$23,619,821	
8	Directors' and Officers' Liability Only (a subset of 17 - Other Liability)	72.03%	\$60,170,069	\$61,556,457	\$18,139,067	19,525,455	8.15%	\$21,830,814	\$27,336,875	\$4,082,214	
9	18 - Products liability	115.45%	\$110,262,787	\$113,523,972	\$38,587,942	41,849,127	45.97%	\$31,132,764	\$23,479,420	\$13,290,243	
10	19.1 - Private passenger auto no-fault (personal injury)	70.48%	\$561,347,742	\$632,391,772	\$237,889,915	308,933,945	8.05%	\$220,767,935	\$258,673,329	\$369,489,562	
11	19.2 - Other private passenger auto liability	78.36%	\$957,853,764	\$1,063,882,320	\$399,679,529	505,708,085	5.34%	\$503,267,737	\$571,687,930	\$629,740,394	
12	19.3 - Commercial auto no-fault (personal injury protection)	44.88%	\$10,299,115	\$11,619,117	\$4,522,367	5,842,369	6.73%	\$5,400,025	\$6,024,986	\$15,468,862	
13	19.4 - Other commercial auto liability	82.70%	\$246,150,140	\$313,628,890	\$109,868,441	177,347,191	8.41%	\$67,206,753	\$81,837,718	\$113,494,673	
14	21.1 - Private passenger auto physical damage	61.26%	\$28,935,571	\$39,532,145	\$25,098,094	35,694,668	0.66%	\$122,225,929	\$139,789,492	\$389,031,674	
15	21.2 - Commercial auto physical damage	55.59%	\$5,983,286	\$7,206,131	\$4,403,822	5,626,667	1.69%	\$5,033,083	\$5,711,752	\$23,622,333	

This information is compiled from data filed with OIR by each Property and Casualty coverage provider. It has not been audited or independently verified.

Data Reporting Form: OIR-DO-308

FLORIDA PROPERTY AND CASUALTY INSURANCE

Calendar Year 2019

Pursuant to section 627.915(2), F.S.

FLORIDA PROPERTY AND CASUALTY INSURANCE CALENDAR YEAR EXPERIENCE pursuant to Section 627.915(2), FS Data Reporting Form: OIR-DO-308		The data below is attributed to companies exceeding 0.5% threshold (Direct Written Premium for 2019).									
Line Number	LINE OF BUSINESS	UNALLOCATED LOSS ADJUSTED EXPENSE - INCURRED	RATIO UNALLOCATED LOSS ADJUSTED EXPENSE TO PREMIUMS EARNED	TOTAL LOSS ADJUSTMENT EXPENSE - INCURRED	RATIO TOTAL LOSS ADJUSTMENT EXPENSE TO PREMIUMS EARNED	OTHER EXPENSE - OTHER ACQUISITION EXPENSE	OTHER EXPENSE - GENERAL EXPENSE	OTHER EXPENSE - COMMISSIONS AND BROKERAGE EXPENSES	OTHER EXPENSE - TAXES, LICENSES AND FEES	TOTAL OTHER EXPENSES	
1	01 - Fire	\$24,661,951	3.72%	\$43,414,769	6.55%	\$23,682,150	\$51,226,857	\$83,458,409	\$12,387,773	\$170,755,189	
2	04 - Homeowners multiple peril	\$635,326,247	7.20%	\$1,114,363,069	12.63%	\$379,829,814	\$390,048,308	\$1,319,360,055	\$132,920,262	\$2,222,158,439	
3	05.1 - Commercial multiple peril (non-liability portion)	\$19,273,002	2.82%	\$34,643,940	5.07%	\$32,202,427	\$38,734,765	\$110,760,402	\$11,817,984	\$193,515,578	
4	05.2 - Commercial multiple peril (liability portion)	\$26,769,534	5.53%	\$113,483,036	23.46%	\$26,696,436	\$29,759,831	\$86,750,507	\$8,727,506	\$151,934,280	
5	11 - Medical malpractice	\$18,071,719	5.03%	\$67,408,120	18.77%	\$14,688,003	\$41,656,889	\$36,915,392	\$7,958,717	\$101,219,001	
6	16 - Workers' compensation	\$115,092,866	4.53%	\$260,108,433	10.24%	\$97,106,683	\$17,636,472	\$243,457,462	\$65,925,702	\$582,854,639	
7	17 - Other liability	\$19,583,567	0.59%	\$130,360,843	3.93%	\$62,254,866	\$62,720,178	\$248,890,911	\$50,491,252	\$424,357,207	
8	Directors' and Officers' Liability Only (a subset of 17 - Other Liability)	\$9,588,275	4.00%	\$29,113,730	12.16%	\$17,453,438	\$13,272,650	\$41,747,409	\$5,953,980	\$78,427,477	
9	18 - Products liability	\$5,636,899	6.19%	\$47,486,026	52.17%	\$4,882,889	\$5,860,994	\$15,183,971	\$1,691,462	\$27,619,316	
10	19.1 - Private passenger auto no-fault (personal injury)	\$407,394,956	10.62%	\$716,328,901	18.67%	\$262,783,908	\$163,481,630	\$266,533,477	\$51,119,003	\$743,918,018	
11	19.2 - Other private passenger auto liability	\$698,160,587	7.37%	\$1,203,868,672	12.71%	\$688,022,136	\$387,676,914	\$560,936,428	\$123,933,127	\$1,760,568,605	
12	19.3 - Commercial auto no-fault (personal injury protection)	\$16,093,823	18.53%	\$21,936,192	25.25%	\$7,335,367	\$5,766,568	\$10,298,491	\$1,124,636	\$24,525,062	
13	19.4 - Other commercial auto liability	\$127,965,489	6.07%	\$305,312,680	14.48%	\$72,532,936	\$111,548,094	\$231,480,806	\$33,158,958	\$448,720,794	
14	21.1 - Private passenger auto physical damage	\$406,595,237	7.50%	\$442,289,905	8.16%	\$389,529,759	\$212,247,221	\$312,988,185	\$72,036,637	\$986,801,802	
15	21.2 - Commercial auto physical damage	\$24,301,202	7.02%	\$29,927,869	8.64%	\$15,027,182	\$20,156,169	\$45,550,516	\$5,398,714	\$86,132,581	

This information is compiled from data filed with OIR by each Property and Casualty coverage provider. It has not been audited or independently verified.

Data Reporting Form: OIR-DO-308

FLORIDA PROPERTY AND CASUALTY INSURANCE

Calendar Year 2019

Pursuant to section 627.915(2), F.S.

FLORIDA PROPERTY AND CASUALTY INSURANCE CALENDAR YEAR EXPERIENCE pursuant to Section 627.915(2), FSData Reporting Form: OIR-DO-308			The data below is attributed to companies exceeding 0.5% threshold (Direct Written Premium for 2019).				
Line Number	LINE OF BUSINESS	RATIO TOTAL OTHER EXPENSE TO PREMIUMS EARNED	UNDERWRITING GAIN OR LOSS	RATIO TO UNDERWRITING GAIN OR LOSS PREMIUMS EARNED	POLICYHOLDER DIVIDEND	NET INVESTMENT GAIN OR LOSS AND OTHER INCOME GAIN OR LOSS	NET INCOME AFTER DIVIDENDS TO POLICYHOLDER BUT BEFORE FEDERAL INCOME TAX
1	01 - Fire	25.76%	114,464,933	17.27%	\$0	\$50,263,615	\$164,728,548
2	04 - Homeowners multiple peril	25.18%	(\$1,371,421,153)	-15.54%	\$41,239,956	247,347,422	(\$1,165,313,687)
3	05.1 - Commercial multiple peril (non-liability portion)	28.34%	(\$142,901,684)	-20.93%	\$152,143	\$19,251,099	(\$123,802,728)
4	05.2 - Commercial multiple peril (liability portion)	31.41%	(\$87,546,254)	-18.10%	\$62,777	\$23,957,613	(\$63,651,418)
5	11 - Medical malpractice	28.18%	(\$11,252,391)	-3.13%	\$8,797,350	60,444,549	\$40,394,808
6	16 - Workers' compensation	22.95%	\$414,231,667	16.31%	\$100,526,807	\$180,285,559	\$493,990,419
7	17 - Other liability	12.78%	\$445,175,261	13.41%	\$764	\$56,825,215	\$501,999,712
8	Directors' and Officers' Liability Only (a subset of 17 - Other Liability)	32.75%	(\$40,553,179)	-16.93%	\$0	\$18,680,459	(\$21,872,720)
9	18 - Products liability	30.34%	(\$89,171,104)	-97.96%	\$105	(\$31,944,914)	(\$121,116,123)
10	19.1 - Private passenger auto no-fault (personal injury)	19.39%	(\$327,857,920)	-8.55%	\$9,533,068	\$66,722,444	(\$270,668,544)
11	19.2 - Other private passenger auto liability	18.58%	(\$914,544,770)	-9.65%	\$66,361,867	\$159,629,809	(\$821,276,828)
12	19.3 - Commercial auto no-fault (personal injury protection)	28.23%	\$1,422,631	1.64%	\$82	\$6,855,601	\$8,278,150
13	19.4 - Other commercial auto liability	21.28%	(\$389,102,744)	-18.45%	\$9,262	\$82,503,234	(\$306,676,730)
14	21.1 - Private passenger auto physical damage	18.20%	\$671,011,525	12.38%	\$33,157,310	\$27,818,561	\$665,672,776
15	21.2 - Commercial auto physical damage	24.88%	\$37,670,050	10.88%	\$2,157	\$9,088,900	\$46,756,793

This information is compiled from data filed with the Office by each Property and Casualty coverage provider.

Data Reporting Form: OIR-DO-308

SUMMARY OF DIRECTORS AND OFFICERS LIABILITY CLAIMS

Calendar Year 2019

Pursuant to section 627.9122(3), F.S.

NUMBER OF REPORTED CLOSED CLAIMS	669
INDEMNITY PAID BY INSURER (\$)	12,070,084
DEDUCTIBLES PAID BY DEFENDENTS (\$)	1,711,212
LOSS ADJUSTMENT EXPENSES (\$)	14,094,766
OTHER LOSS ADJUSTMENT EXPENSES (\$)	497,535
ECONOMIC LOSSES (\$)	928,592
NON-ECONOMIC LOSSES (\$)	14,750
PUNITIVE DAMAGES (\$)	0

SUMMARY OF MOTOR VEHICLE SERVICE AGREEMENTS*

Calendar Year 2019

Pursuant to section 634.137, F.S.

NUMBER OF REPORTING ENTITIES	101
TOTAL ADMITTED ASSETS (\$)	3,954,943,529
TOTAL FLORIDA GROSS PREMIUMS WRITTEN (S)	1,905,253,655

** Values do not include Motor Vehicle Manufacturers
(exempted in 2008 per Section 634.137(6), FS*

Source: OIR FAME, 25 Feb 19

COMPANIES DISCONTINUING OPERATIONS IN FLORIDA

Calendar Year 2019

Pursuant to section 624.315(b), F.S.

COMPANY	DOMICILE	DISPOSITION	DATE	REASON	ASSETS	LIABILITIES
CONTINUING CARE RETIREMENT COMMUNITY (CCRC)						
S-H OPCO WATERSIDE RETIREMENT ESTATES, LLC	Foreign	Surrendered	15-May-19	Voluntarily surrendered	N/A	N/A
SIENA LAKES, LLC	Foreign	Surrendered	18-Jul-19	CCRC achieved its CoA, Provisional CoA was no longer applicable	N/A	N/A
DISCOUNT PLAN ORGANIZATION (F/K/A DISCOUNT MEDICAL PLAN ORGANIZATION)						
ALL-IN-ONE DENTAL PLAN, INC.	Domestic	Surrendered	14-Jun-19	DPO voluntarily surrendered its license	N/A	N/A
DONOR ANNUITY						
AARP INSTITUTE INC.	Foreign	Inactive	16-Aug-19	Donor Annuity voluntarily surrendered its registration	N/A	N/A
CHARITY WORKS, INC.	Domestic	Inactive	1-Apr-19	Donor Annuity voluntarily surrendered its registration	N/A	N/A
CLEARWATER CHRISTIAN COLLEGE PRIVATE SCHOOL, INC.	Domestic	Inactive	31-Jan-19	Donor Annuity voluntarily surrendered its registration	N/A	N/A
HEALTH FLEX PLAN (HFP)						
HEALTHY PALM BEACHES, INC.	Domestic	Surrendered	7-Aug-19	HFP voluntarily surrendered its Letter of Approval	N/A	N/A
HEALTH MAINTENANCE ORGANIZATION (HMO)						
HEALTHY PALM BEACHES, INC.	Domestic	Surrendered	7-Aug-19	HMO voluntarily surrendered its Letter of Approval	N/A	N/A
HOME WARRANTY ASSOCIATION						
BRUNO HOME PERFORMANCE LLC	Domestic	Expired	1-Jun-19		N/A	N/A
LIFE AND HEALTH INSURER						
PENNSYLVANIA LIFE INSURANCE COMPANY	Foreign	Merged	30-Sep-19	Life and Health Insurer merged into an affiliate and ceased to exist	N/A	N/A
TRANS-OCEANIC LIFE INSURANCE OF AMERICA	Domestic	Expired	5-Nov-19	Life and Health Insurer achieved its CoA, Permit is no longer applicable	N/A	N/A
TRANSAMERICA ADVISORS LIFE INSURANCE COMPANY	Foreign	Merged	1-Jul-19	Life and Health Insurer merged into an affiliate and ceased to exist	N/A	N/A
MOTOR VEHICLE SERVICE AGREEMENT COMPANY						
INTERCONTINENTAL WARRANTY SERVICES, INC.	Domestic	Surrendered	30-Jan-19	Voluntarily surrendered its license	N/A	N/A
PHARMACY BENEFIT MANAGER (PBM)						
AETNA HEALTH MANAGEMENT, LLC.	Foreign	Inactive	27-Jun-19	PBM voluntarily inactivated registration	N/A	N/A
PRE-PAID LIMITED HEALTH SERVICE ORGANIZATION (PLHSO)						
FLORIDA HEALTH PARTNERS, INC.	Domestic	Surrendered	17-Jul-19	PLHSO voluntarily surrendered its CoA	N/A	N/A
NORTH FLORIDA BEHAVIORAL HEALTH PARTNERS, INC.	Domestic	Surrendered	17-Jul-19	PLHSO voluntarily surrendered its CoA	N/A	N/A
PREMIUM FINANCE COMPANY						
AGENTS CHOICE, INC.	Domestic	Surrendered	22-Aug-19	Voluntarily surrendered	N/A	N/A
ELITE PREMIUM FINANCE, INC.	Domestic	Surrendered	30-May-19	Voluntarily surrendered	N/A	N/A
OCEAN PREMIUM FINANCE, INC.	Domestic	Surrendered	5-Nov-19	Voluntarily surrendered	N/A	N/A
PREMIUM FINANCE SOLUTIONS, LLC	Domestic	Surrendered	22-Aug-19	Voluntarily surrendered	N/A	N/A
TALL PINE FINANCE, LLC	Domestic	Surrendered	10-Dec-19	Voluntarily surrendered	N/A	N/A
TRUST PREMIUM FINANCE, LLC	Domestic	Surrendered	4-Dec-19	Voluntarily surrendered	N/A	N/A
VANGUARD FINANCE COMPANY, INC.	Domestic	Surrendered	25-Jun-19	Voluntarily surrendered	N/A	N/A
PROPERTY AND CASUALTY INSURER						
AGENCY INSURANCE COMPANY OF MARYLAND, INC.	Foreign	Surrendered	23-Jan-19	Voluntarily surrendered	259,725,872	188,505,081
FARMLAND MUTUAL INSURANCE COMPANY	Foreign	Merged	1-Jan-19	Company merged with Nationwide Mutual Insurance Company	N/A	N/A
HALLMARK NATIONAL INSURANCE COMPANY	Foreign	Surrendered	14-Jun-19	Voluntarily surrendered	93,469,954	68,893,179
PACO ASSURANCE COMPANY, INC.	Foreign	Merged	31-Dec-19	Company merged with Podiatry Insurance Company	N/A	N/A
SAWGRASS MUTUAL INSURANCE COMPANY	Domestic	Inactive	30-Jan-19	Company was placed into liquidation	N/A	N/A
SOUTHERN FARM BUREAU PROPERTY INSURANCE COMPANY	Foreign	Surrendered	26-Aug-19	Voluntarily surrendered	N/A	N/A

COMPANIES DISCONTINUING OPERATIONS IN FLORIDA

Calendar Year 2019

Pursuant to section 624.315(b), F.S.

COMPANY	DOMICILE	DISPOSITION	DATE	REASON	ASSETS	LIABILITIES
PROPERTY AND CASUALTY INSURER (continued)						
SOUTHERN FIDELITY PROPERTY & CASUALTY, INC.	Domestic	Merged	28-Feb-19	Company merged with Capital Preferred Insurance Company	N/A	N/A
TITAN INDEMNITY COMPANY	Foreign	Merged	1-Jan-19	Company merged with Titan Insurance Company	N/A	N/A
TRADERS INSURANCE COMPANY	Foreign	Surrendered	24-Jul-19	Voluntarily surrendered	102,075,120	65,498,094
VICTORIA AUTOMOBILE INSURANCE COMPANY	Foreign	Merged	4-Feb-19	Company merged with Victoria Fire & Casualty Company	N/A	N/A
RISK PURCHASING GROUP						
BSA LOCAL COUNCIL PURCHASING GROUP ASSOCIATION, INC.	Foreign	Surrendered	30-Jul-19	Voluntarily surrendered	N/A	N/A
FP PURCHASING GROUP	Foreign	Surrendered	2-May-19	Voluntarily surrendered	N/A	N/A
PROFESSIONAL HOME SERVICES RISK PURCHASING GROUP	Foreign	Surrendered	21-Oct-19	Voluntarily surrendered	N/A	N/A
SAP PURCHASING GROUP, INC.	Foreign	Surrendered	31-Dec-19	Voluntarily surrendered	N/A	N/A
RISK RETENTION GROUP						
AVIATION ALLIANCE INSURANCE RISK RETENTION GROUP, INC.	Foreign	Withdrawn	17-Jan-19	Voluntarily surrendered	N/A	N/A
J.M. WOODWORTH RISK RETENTION GROUP, INC.	Foreign	Withdrawn	31-May-19	Voluntarily surrendered	4,093,117	2,800,586
MARATHON FINANCIAL INSURANCE COMPANY, INC.	Foreign	Surrendered	24-Jul-19	Voluntarily surrendered	N/A	N/A
ORTHOFORUM INSURANCE COMPANY	Foreign	Surrendered	27-Sep-19	Converted to a captive and was sold. All policies were cancelled and reissued under Mag Mutual Insurance Company	N/A	N/A
PHYSICIANS CASUALTY RISK RETENTION GROUP, INC.	Foreign	Withdrawn	12-Apr-19	Voluntarily surrendered	N/A	N/A
SURPLUS LINES - FEDERALLY AUTHORIZED						
MARKEL EUROPE PLC	Alien	Surrendered	19-Dec-19	Voluntarily surrendered	N/A	N/A
THIRD PARTY ADMINISTRATOR						
GLOBAL TPA, LLC	Domestic	Surrendered	23-May-19	Voluntarily surrendered	N/A	N/A
POMCO OF FLORIDA LTD., INC.	Foreign	Surrendered	16-Oct-19	Voluntarily surrendered	N/A	N/A
SCION DENTAL, LLC.	Foreign	Surrendered	4-Mar-19	Voluntarily surrendered	N/A	N/A
SOUTH BROWARD ADMINISTRATIVE AND REPORTING, INC.	Domestic	Surrendered	2-Jul-19	Voluntarily surrendered	N/A	N/A
TCS E-SERVE AMERICA, INC.	Foreign	Surrendered	18-Mar-19	Voluntarily surrendered	N/A	N/A
UNIVERSAL BENEFITS, LLC	Foreign	Surrendered	3-Apr-19	Voluntarily surrendered	N/A	N/A
VESTICA HEALTHCARE, LLC	Foreign	Surrendered	4-Mar-19	Voluntarily surrendered	N/A	N/A
VIATICAL SETTLEMENT PROVIDER						
CREDIT SUISSE LIFE SETTLEMENTS LLC	Foreign	Surrendered	20-Jun-19	Voluntarily surrendered	N/A	N/A
LOTUS LIFE LLC	Foreign	Surrendered	8-Oct-19	Voluntarily surrendered	N/A	N/A

FLORIDA VOLUNTARY PRIVATE PASSENGER AUTOMOBILE EXPERIENCE

Accident Years (AY) 2019, 2018, and 2017*

Pursuant to section 627.914, F.S.

		2019	2018	2017	TOTAL
1	CALENDER YEAR EARNED PREMIUM	\$20,026,571,812	\$19,286,931,407	\$17,672,180,750	\$56,985,683,969
2	AY PAID LOSSES	\$9,573,999,025	\$11,165,395,919	\$11,554,734,368	\$32,294,129,312
3	AY RESERVES OUTSTANDING	\$3,035,918,997	\$1,360,473,867	\$734,863,853	\$5,131,256,717
4	ALLOCATED LOSS ADJUSTMENT EXPENSE INCURRED	\$527,595,020	\$502,504,913	\$515,628,826	\$1,545,728,759
5	UNALLOCATED LOSS ADJUSTMENT EXPENSE INCURRED	\$1,661,128,230	\$1,592,623,917	\$1,544,422,594	\$4,798,174,742
6	AY INCURRED LOSS AND LOSS ADJUSTMENT EXPENSE	\$14,798,641,273	\$14,620,998,615	\$14,349,649,641	\$43,769,289,530
7	DEVELOPED LOSS AND LOSS ADJUSTMENT EXPENSE INCURRED	\$16,295,330,225	\$15,331,243,803	\$14,731,087,650	\$46,357,661,678
8	POLICYHOLDER DIVIDENDS	\$16,940,140	\$12,150,954	\$8,963,175	\$38,054,270
9	ALL OTHER EXPENSES	\$3,736,551,663	\$3,644,321,212	\$3,361,947,378	\$10,742,820,253
10	UNDERWRITING GAIN (OR LOSS)	(\$22,250,216)	\$299,215,438	(\$429,817,453)	(\$152,852,232)

* All values are as of 31 March 20. Rows 1 and 7-9 are used to compute row 10.

Source: IRFS-PPAX, 24 Jun 21

CONSUMER COMPLAINT INDICES, BY PRODUCT TYPE

Calendar Year 2019

Pursuant to section 624.313(1)(i), FS; Rule 69O-142.002, FAC

COMPANY INFORMATION		CONFIRMED COMPLAINTS		PREMIUMS		COMPLAINT INDEX	
COMPANY	NAIC CODE	(#)	Share of Product Type (%)	(\$)	Share of Product Type (%)	(#)	Deviation from Product Type
COMMERCIAL AUTO / CONFIRMED COMPLAINTS = 219 / PREMIUMS = \$3,265,546,340 / COMPLAINT INDEX = 1.00							
All Companies with zero complaints	---	0	0.0	1,029,086,739	31.5	0.00	-100.0
PROGRESSIVE EXPRESS INS CO	10193	29	13.2	780,851,044	23.9	0.55	-44.6
AUTO OWNERS INS CO	18988	5	2.3	108,882,273	3.3	0.68	-31.5
OWNERS INS CO	32700	1	0.5	89,824,655	2.8	0.17	-83.4
GRANADA INS CO	16870	16	7.3	61,362,301	1.9	3.89	288.8
WESTFIELD INS CO	24112	2	0.9	59,813,560	1.8	0.50	-50.1
NATIONAL IND CO OF THE SOUTH	42137	8	3.7	58,637,282	1.8	2.03	103.4
ALLSTATE INS CO	19232	7	3.2	57,577,074	1.8	1.81	81.3
ACE AMER INS CO	22667	5	2.3	46,469,751	1.4	1.60	60.4
ZURICH AMER INS CO	16535	6	2.7	46,280,654	1.4	1.93	93.3
FCCI INS CO	10178	1	0.5	45,893,300	1.4	0.32	-67.5
OHIO SECURITY INS CO	24082	2	0.9	44,377,558	1.4	0.67	-32.8
WESCO INS CO	25011	6	2.7	44,080,239	1.3	2.03	103.0
STATE FARM MUT AUTO INS CO	25178	1	0.5	42,016,479	1.3	0.35	-64.5
GOVERNMENT EMPLOYEES INS CO	22063	2	0.9	39,360,381	1.2	0.76	-24.2
ASCENDANT COMMERCIAL INS INC	13683	19	8.7	38,946,855	1.2	7.27	627.4
NATIONAL SPECIALTY INS CO	22608	4	1.8	38,454,076	1.2	1.55	55.1
AMERISURE INS CO	19488	1	0.5	34,576,949	1.1	0.43	-56.9
PRIME PROP & CAS INS INC	14371	1	0.5	32,671,785	1.0	0.46	-54.4
PHILADELPHIA IND INS CO	18058	1	0.5	31,891,595	1.0	0.47	-53.2
INTEGON PREFERRED INS CO	31488	3	1.4	30,644,129	0.9	1.46	46.0
GREENWICH INS CO	22322	1	0.5	30,566,127	0.9	0.49	-51.2
MAPFRE INS CO OF FL	34932	4	1.8	29,274,743	0.9	2.04	103.7
NATIONAL LIAB & FIRE INS CO	20052	7	3.2	27,093,752	0.8	3.85	285.2
OAK RIVER INS CO	34630	3	1.4	26,134,958	0.8	1.71	71.2
TRAVELERS PROP CAS CO OF AMER	25674	2	0.9	23,862,221	0.7	1.25	25.0
NATIONAL CAS CO	11991	1	0.5	22,644,175	0.7	0.66	-34.2
NORTHLAND INS CO	24015	1	0.5	21,545,250	0.7	0.69	-30.8
LIBERTY MUT FIRE INS CO	23035	5	2.3	19,202,341	0.6	3.88	288.3
TRAVELERS IND CO OF CT	25682	1	0.5	19,000,750	0.6	0.78	-21.5
INFINITY AUTO INS CO	11738	3	1.4	17,700,137	0.5	2.53	152.7
PROTECTIVE INS CO	12416	2	0.9	16,556,420	0.5	1.80	80.1
OLD REPUBLIC INS CO	24147	1	0.5	16,398,930	0.5	0.91	-9.1
HARTFORD FIRE INS CO	19682	1	0.5	16,103,795	0.5	0.93	-7.4
OCCIDENTAL FIRE & CAS CO OF NC	23248	1	0.5	15,748,265	0.5	0.95	-5.3
AMERISURE MUT INS CO	23396	1	0.5	15,121,996	0.5	0.99	-1.4
NATIONAL UNION FIRE INS CO OF PITT	19445	2	0.9	14,110,433	0.4	2.11	111.3
PHOENIX INS CO	25623	2	0.9	13,488,110	0.4	2.21	121.1
JAMES RIVER INS CO	12203	2	0.9	13,326,230	0.4	2.24	123.8
THE CINCINNATI INS CO	10677	1	0.5	13,289,032	0.4	1.12	12.2
CANAL INS CO	10464	1	0.5	12,075,673	0.4	1.23	23.5
NAVIGATORS INS CO	42307	1	0.5	11,326,373	0.3	1.32	31.7
GREAT WEST CAS CO	11371	1	0.5	11,232,790	0.3	1.33	32.7
INTEGON NATL INS CO	29742	1	0.5	8,992,142	0.3	1.66	65.8
GREAT AMER ASSUR CO	26344	1	0.5	8,964,245	0.3	1.66	66.3
NATIONAL FIRE INS CO OF HARTFORD	20478	1	0.5	7,572,891	0.2	1.97	96.9
ALLIED PROP & CAS INS CO	42579	1	0.5	6,659,738	0.2	2.24	123.9
FALLS LAKE NATL INS CO	31925	1	0.5	6,206,345	0.2	2.40	140.3
UNITED AUTOMOBILE INS CO	35319	3	1.4	6,177,592	0.2	7.24	624.1
HUDSON INS CO	25054	2	0.9	6,162,401	0.2	4.84	383.9
UNITED SPECIALTY INS CO	12537	1	0.5	5,469,242	0.2	2.73	172.6
CONTINENTAL CAS CO	20443	1	0.5	4,120,550	0.1	3.62	261.9
CHEROKEE INS CO	10642	1	0.5	3,812,179	0.1	3.91	291.1
ADRIATIC INS CO	39381	3	1.4	3,635,622	0.1	12.30	1,130.4
STATE NATL INS CO INC	12831	1	0.5	3,519,334	0.1	4.24	323.7

CONSUMER COMPLAINT INDICES, BY PRODUCT TYPE

Calendar Year 2019

Pursuant to section 624.313(1)(i), FS; Rule 69O-142.002, FAC

COMPANY INFORMATION		CONFIRMED COMPLAINTS		PREMIUMS		COMPLAINT INDEX	
COMPANY	NAIC CODE	(#)	Share of Product Type (%)	(\$)	Share of Product Type (%)	(#)	Deviation from Product Type
COMMERCIAL AUTO / CONFIRMED COMPLAINTS = 219 / PREMIUMS = \$3,265,546,340 / COMPLAINT INDEX = 1.00							
MARKEL INS CO	38970	1	0.5	3,455,094	0.1	4.32	331.6
ATLANTIC SPECIALTY INS CO	27154	1	0.5	3,277,343	0.1	4.55	355.0
GREAT AMER INS CO	16691	1	0.5	3,085,627	0.1	4.83	383.2
SCOTTSDALE INS CO	41297	1	0.5	2,867,099	0.1	5.20	420.1
HDI GLOBAL INS CO	41343	1	0.5	2,813,419	0.1	5.30	430.0
GUIDEONE INS CO	15032	1	0.5	2,607,592	0.1	5.72	471.8
BERKSHIRE HATHAWAY SPECIALTY INS C	22276	1	0.5	2,067,703	0.1	7.21	621.1
PENNSYLVANIA MANUFACTURERS IND CO	41424	1	0.5	1,959,621	0.1	7.61	660.9
GREAT AMER INS CO OF NY	22136	1	0.5	1,409,197	0.0	10.58	958.1
INSURANCE CO OF THE STATE OF PA	19429	1	0.5	1,333,710	0.0	11.18	1,018.0
ILLINOIS NATL INS CO	23817	1	0.5	1,211,588	0.0	12.31	1,130.7
ILLINOIS UNION INS CO	27960	1	0.5	292,368	0.0	51.00	5,000.1
NATIONAL SURETY CORP	21881	1	0.5	280,796	0.0	53.10	5,210.3
LIBERTY MUT INS CO	23043	1	0.5	56,226	0.0	265.20	26,420.1
NATIONAL IND CO	20087	2	0.9	35,496	0.0	840.16	83,916.1
CRUM & FORSTER SPECIALTY INS CO	44520	1	0.5	0	0.0	.	.
EQUITY INS CO	28746	1	0.5	0	0.0	.	.
FARMERS SPECIALTY INS CO	43699	1	0.5	0	0.0	.	.
FCCI COMMERCIAL INS CO	33472	1	0.5	0	0.0	.	.
GEICO GEN INS CO	35882	2	0.9	0	0.0	.	.
GEICO IND CO	22055	1	0.5	0	0.0	.	.
JEFFERSON INS CO	11630	1	0.5	0	0.0	.	.
NATIONAL GEN INS CO	23728	1	0.5	0	0.0	.	.
NGM INS CO	14788	1	0.5	0	0.0	.	.
PROGRESSIVE AMER INS CO	24252	1	0.5	0	0.0	.	.
REPWEST INS CO	31089	3	1.4	0	0.0	.	.
STANDARD FIRE INS CO	19070	1	0.5	0	0.0	.	.
STAR CAS INS CO	32387	1	0.5	0	0.0	.	.
UNDERWRITERS AT LLOYDS LONDON	15642	5	2.3	0	0.0	.	.
USAA GEN IND CO	18600	1	0.5	0	0.0	.	.

COMPANY INFORMATION		CONFIRMED COMPLAINTS		PREMIUMS		COMPLAINT INDEX	
COMPANY	NAIC CODE	(#)	Share of Product Type (%)	(\$)	Share of Product Type (%)	(#)	Deviation from Product Type
COMMERCIAL LIABILITY / CONFIRMED COMPLAINTS = 173 / PREMIUMS = \$7,185,504,652 / COMPLAINT INDEX = 1.00							
ALL COMPANIES WITH ZERO COMPLAINTS		0	0.0	4,707,647,526	65.5	0.00	-100.0
ACE AMER INS CO	22667	1	0.6	239,443,209	3.3	0.17	-82.7
SOUTHERN OWNERS INS CO	10190	10	5.8	159,720,937	2.2	2.60	160.0
PHILADELPHIA IND INS CO	18058	2	1.2	131,139,058	1.8	0.63	-36.7
FEDERAL INS CO	20281	1	0.6	111,001,097	1.5	0.37	-62.6
EVANSTON INS CO	35378	2	1.2	105,121,081	1.5	0.79	-21.0
SCOTTSDALE INS CO	41297	8	4.6	89,924,553	1.3	3.70	269.5
UNITED SPECIALTY INS CO	12537	6	3.5	75,041,664	1.0	3.32	232.1
ZURICH AMER INS CO	16535	9	5.2	71,601,175	1.0	5.22	422.1
WESTFIELD INS CO	24112	1	0.6	50,354,859	0.7	0.82	-17.5
OHIO SECURITY INS CO	24082	3	1.7	49,435,323	0.7	2.52	152.1
TRAVELERS CAS & SURETY CO OF AMER	31194	1	0.6	45,176,121	0.6	0.92	-8.1
NAUTILUS INS CO	17370	2	1.2	45,167,978	0.6	1.84	83.9
ENDURANCE AMER SPECIALTY INS CO	41718	1	0.6	45,130,983	0.6	0.92	-8.0
UNITED STATES LIAB INS CO	25895	1	0.6	40,014,209	0.6	1.04	3.8
WESTERN WORLD INS CO	13196	1	0.6	37,540,734	0.5	1.11	10.6
COLONY INS CO	39993	3	1.7	36,708,309	0.5	3.39	239.4
AIG SPECIALTY INS CO	26883	2	1.2	36,551,104	0.5	2.27	127.3
LIBERTY MUT FIRE INS CO	23035	2	1.2	34,787,194	0.5	2.39	138.8
COVINGTON SPECIALTY INS CO	13027	2	1.2	34,781,147	0.5	2.39	138.8

CONSUMER COMPLAINT INDICES, BY PRODUCT TYPE

Calendar Year 2019

Pursuant to section 624.313(1)(i), FS; Rule 69O-142.002, FAC

COMPANY INFORMATION		CONFIRMED COMPLAINTS		PREMIUMS		COMPLAINT INDEX	
COMPANY	NAIC CODE	(#)	Share of Product Type (%)	(\$)	Share of Product Type (%)	(#)	Deviation from Product Type
COMMERCIAL LIABILITY / CONFIRMED COMPLAINTS = 173 / PREMIUMS = \$7,185,504,652 / COMPLAINT INDEX = 1.00							
ADMIRAL INS CO	24856	3	1.7	34,119,012	0.5	3.65	265.2
SECURITY NATL INS CO	19879	2	1.2	33,792,831	0.5	2.46	145.8
NATIONAL TRUST INS CO	20141	1	0.6	33,744,796	0.5	1.23	23.1
CAPITOL SPECIALTY INS CORP	10328	1	0.6	33,249,168	0.5	1.25	24.9
GREAT AMER INS CO	16691	2	1.2	32,795,485	0.5	2.53	153.3
LEXINGTON INS CO	19437	1	0.6	32,533,622	0.5	1.28	27.7
HISCOX INS CO INC	10200	4	2.3	32,290,366	0.4	5.15	414.5
FCCI INS CO	10178	1	0.6	31,983,919	0.4	1.30	29.9
ARCH SPECIALTY INS CO	21199	3	1.7	31,722,429	0.4	3.93	292.8
JAMES RIVER INS CO	12203	1	0.6	31,453,949	0.4	1.32	32.0
OLD REPUBLIC INS CO	24147	2	1.2	30,072,772	0.4	2.76	176.2
GEMINI INS CO	10833	1	0.6	28,128,324	0.4	1.48	47.7
ALLIED PROP & CAS INS CO	42579	1	0.6	26,230,488	0.4	1.58	58.3
MOUNT VERNON FIRE INS CO	26522	1	0.6	26,138,878	0.4	1.59	58.9
KINSALE INS CO	38920	2	1.2	25,829,999	0.4	3.22	221.6
EVEREST NATL INS CO	10120	1	0.6	24,314,276	0.3	1.71	70.8
CHARTER OAK FIRE INS CO	25615	1	0.6	24,191,775	0.3	1.72	71.7
GREENWICH INS CO	22322	1	0.6	23,268,981	0.3	1.78	78.5
NATIONAL BUILDERS INS CO	16632	4	2.3	21,491,221	0.3	7.73	673.1
ACE PROP & CAS INS CO	20699	1	0.6	21,384,287	0.3	1.94	94.2
WILSHIRE INS CO	13234	1	0.6	21,313,563	0.3	1.95	94.9
DEPOSITORS INS CO	42587	1	0.6	20,992,486	0.3	1.98	97.9
GRANADA INS CO	16870	6	3.5	20,866,567	0.3	11.94	1,094.3
OLD DOMINION INS CO	40231	1	0.6	17,689,196	0.2	2.35	134.8
BURLINGTON INS CO	23620	1	0.6	17,399,149	0.2	2.39	138.7
AUTO OWNERS INS CO	18988	4	2.3	16,981,965	0.2	9.78	878.3
STARR IND & LIAB CO	38318	1	0.6	16,522,620	0.2	2.51	151.4
CRUM & FORSTER SPECIALTY INS CO	44520	2	1.2	16,511,735	0.2	5.03	403.1
NATIONAL CAS CO	11991	2	1.2	16,038,646	0.2	5.18	417.9
THE CINCINNATI SPECIALTY UNDERWRIT	13037	2	1.2	14,697,515	0.2	5.65	465.2
TOKIO MARINE SPECIALTY INS CO	23850	1	0.6	14,696,898	0.2	2.83	182.6
LIBERTY SURPLUS INS CORP	10725	1	0.6	14,534,174	0.2	2.86	185.8
AMERICAN AUTOMOBILE INS CO	21849	3	1.7	14,044,087	0.2	8.87	787.2
SENTINEL INS CO LTD	11000	1	0.6	12,891,105	0.2	3.22	222.2
CYPRESS PROP & CAS INS CO	10953	2	1.2	12,667,827	0.2	6.56	555.8
AIX SPECIALTY INS CO	12833	1	0.6	11,402,229	0.2	3.64	264.3
WESTPORT INS CORP	39845	1	0.6	11,128,462	0.2	3.73	273.2
PHOENIX INS CO	25623	1	0.6	10,936,405	0.2	3.80	279.8
FIRST COMMUNITY INS CO	13990	1	0.6	10,544,056	0.1	3.94	293.9
MESA UNDERWRITERS SPECIALTY INS CO	36838	1	0.6	10,064,560	0.1	4.13	312.7
AMERICAN ALT INS CORP	19720	1	0.6	9,855,335	0.1	4.21	321.4
UNIVERSAL UNDERWRITERS INS CO	41181	1	0.6	9,380,926	0.1	4.43	342.8
HOMELAND INS CO OF NY	34452	1	0.6	7,730,748	0.1	5.37	437.3
BCS INS CO	38245	1	0.6	7,508,262	0.1	5.53	453.2
PENN AMER INS CO	32859	1	0.6	7,268,879	0.1	5.71	471.4
PROASSURANCE SPECIALTY INS CO	10179	1	0.6	7,009,181	0.1	5.93	492.6
SENTRY SELECT INS CO	21180	1	0.6	6,750,891	0.1	6.15	515.2
LIBERTY MUT INS CO	23043	1	0.6	6,288,371	0.1	6.61	560.5
FRANK WINSTON CRUM INS CO	11600	1	0.6	6,166,157	0.1	6.74	573.6
AMERICAN EMPIRE SURPLUS LINES INS	35351	1	0.6	5,985,796	0.1	6.94	593.9
EXECUTIVE RISK IND INC	35181	1	0.6	5,753,149	0.1	7.22	621.9
ASCENDANT COMMERCIAL INS INC	13683	3	1.7	5,632,823	0.1	22.12	2,112.1
HERITAGE PROP & CAS INS CO	14407	1	0.6	5,615,710	0.1	7.40	639.6
FEDNAT INS CO	10790	1	0.6	5,589,001	0.1	7.43	643.2
CATLIN SPECIALTY INS CO	15989	3	1.7	5,261,808	0.1	23.68	2,268.1

CONSUMER COMPLAINT INDICES, BY PRODUCT TYPE

Calender Year 2019

Pursuant to section 624.313(1)(i), FS; Rule 69O-142.002, FAC

COMPANY INFORMATION		CONFIRMED COMPLAINTS		PREMIUMS		COMPLAINT INDEX	
COMPANY	NAIC CODE	(#)	Share of Product Type (%)	(\$)	Share of Product Type (%)	(#)	Deviation from Product Type
COMMERCIAL LIABILITY / CONFIRMED COMPLAINTS = 173 / PREMIUMS = \$7,185,504,652 / COMPLAINT INDEX = 1.00							
IRONSHORE IND INC	23647	1	0.6	5,121,656	0.1	8.11	711.0
PROGRESSIVE SELECT INS CO	10192	1	0.6	5,106,409	0.1	8.13	713.4
MID CONTINENT CAS CO	23418	1	0.6	4,914,693	0.1	8.45	745.1
CAPACITY INS CO	32930	1	0.6	4,763,790	0.1	8.72	771.9
OWNERS INS CO	32700	1	0.6	4,242,348	0.1	9.79	879.1
ATLANTIC CAS INS CO	42846	1	0.6	3,821,891	0.1	10.87	986.8
CONIFER INS CO	29734	1	0.6	3,525,337	0.0	11.78	1,078.2
GREAT NORTHERN INS CO	20303	1	0.6	3,500,657	0.0	11.86	1,086.5
ROCKHILL INS CO	28053	1	0.6	3,438,527	0.0	12.08	1,107.9
PREFERRED CONTRACTORS INS CO RRG L	12497	2	1.2	3,215,903	0.0	25.83	2,483.1
ADDISON INS CO	10324	1	0.6	3,076,200	0.0	13.50	1,250.2
LYNDON SOUTHERN INS CO	10051	1	0.6	2,900,857	0.0	14.32	1,331.8
MAPFRE INS CO OF FL	34932	1	0.6	2,900,408	0.0	14.32	1,332.0
PROGRESSIVE EXPRESS INS CO	10193	1	0.6	2,432,790	0.0	17.07	1,607.3
BANKERS INS CO	33162	1	0.6	1,665,689	0.0	24.94	2,393.5
MIDVALE IND CO	27138	1	0.6	1,573,477	0.0	26.40	2,539.7
MAIN ST AMER ASSUR CO	29939	1	0.6	261,447	0.0	158.86	15,786.5
STAR INS CO	18023	1	0.6	245,851	0.0	168.94	16,794.3
CANAL INS CO	10464	1	0.6	51,601	0.0	804.92	80,392.1
ADRIATIC INS CO	39381	1	0.6	0	0.0	.	.
DOCTORS & SURGEONS NATL RRG INC	13018	1	0.6	0	0.0	.	.
TITAN INDEMNITY CO	13242	1	0.6	0	0.0	.	.
UNDERWRITERS AT LLOYDS LONDON	15642	5	2.9	0	0.0	.	.

CONSUMER COMPLAINT INDICES, BY PRODUCT TYPE

Calendar Year 2019

Pursuant to section 624.313(1)(i), FS; Rule 69O-142.002, FAC

COMPANY INFORMATION		CONFIRMED COMPLAINTS		PREMIUMS		COMPLAINT INDEX	
COMPANY	NAIC CODE	(#)	Share of Product Type (%)	(\$)	Share of Product Type (%)	(#)	Deviation from Product Type
COMMERCIAL PROPERTY / CONFIRMED COMPLAINTS = 179 / PREMIUMS = \$3,121,387,759 / COMPLAINT INDEX = 1.00							
ALL COMPANIES WITH ZERO COMPLAINTS		0	0.0	2,189,621,813	70.1	0.00	-100.0
LIBERTY INS UNDERWRITERS INC	19917	1	0.6	132,158,424	4.2	0.13	-86.8
HERITAGE PROP & CAS INS CO	14407	9	5.0	83,236,589	2.7	1.89	88.5
AMERICAN CAPITAL ASSUR CORP	12601	3	1.7	75,980,841	2.4	0.69	-31.1
STATE FARM FL INS CO	10739	1	0.6	52,624,879	1.7	0.33	-66.9
TRAVELERS PROP CAS CO OF AMER	25674	1	0.6	43,462,371	1.4	0.40	-59.9
OLD DOMINION INS CO	40231	3	1.7	42,177,369	1.4	1.24	24.0
SCOTTSDALE INS CO	41297	9	5.0	40,089,577	1.3	3.91	291.5
XL SPECIALTY INS CO	37885	1	0.6	33,975,647	1.1	0.51	-48.7
INDIAN HARBOR INS CO	36940	4	2.2	31,961,552	1.0	2.18	118.2
FIRST COMMUNITY INS CO	13990	3	1.7	29,599,419	0.9	1.77	76.7
OHIO SECURITY INS CO	24082	3	1.7	29,009,521	0.9	1.80	80.3
ASPEN SPECIALTY INS CO	10717	1	0.6	24,954,780	0.8	0.70	-30.1
FRONTLINE INS UNLIMITED CO	10074	1	0.6	22,136,195	0.7	0.79	-21.2
PHILADELPHIA IND INS CO	18058	1	0.6	19,512,010	0.6	0.89	-10.6
EVEREST NATL INS CO	10120	1	0.6	18,758,098	0.6	0.93	-7.0
SOUTHERN OWNERS INS CO	10190	1	0.6	17,179,565	0.6	1.02	1.5
STARR IND & LIAB CO	38318	3	1.7	15,488,440	0.5	3.38	237.8
STATE NATL INS CO INC	12831	2	1.1	13,751,327	0.4	2.54	153.6
HANOVER INS CO	22292	1	0.6	12,055,098	0.4	1.45	44.7
EVANSTON INS CO	35378	2	1.1	10,604,651	0.3	3.29	228.9
FCCI INS CO	10178	2	1.1	10,480,676	0.3	3.33	232.8
CHURCH MUT INS CO S I	18767	1	0.6	10,027,565	0.3	1.74	73.9
GREAT AMER INS CO OF NY	22136	2	1.1	9,714,370	0.3	3.59	259.0
FLORIDA FARM BUR GEN INS CO	21817	1	0.6	9,663,343	0.3	1.80	80.5
HARTFORD CAS INS CO	29424	1	0.6	9,465,884	0.3	1.84	84.2
AMGUARD INS CO	42390	1	0.6	8,725,510	0.3	2.00	99.8
PENNSYLVANIA MANUFACTURERS ASSOC I	12262	7	3.9	8,550,778	0.3	14.28	1,327.5
AMERICAN SECURITY INS CO	42978	1	0.6	6,793,261	0.2	2.57	156.7
CHUBB CUSTOM INS CO	38989	1	0.6	6,491,690	0.2	2.69	168.6
CAPACITY INS CO	32930	4	2.2	6,109,732	0.2	11.42	1,041.6
LIBERTY MUT FIRE INS CO	23035	1	0.6	6,033,646	0.2	2.89	189.0
SENTINEL INS CO LTD	11000	1	0.6	5,673,031	0.2	3.07	207.4
WESTERN WORLD INS CO	13196	5	2.8	5,235,013	0.2	16.66	1,565.5
USAA CAS INS CO	25968	1	0.6	5,156,013	0.2	3.38	238.2
COVINGTON SPECIALTY INS CO	13027	2	1.1	5,120,256	0.2	6.81	581.1
BANKERS INS CO	33162	1	0.6	4,879,695	0.2	3.57	257.4
HOUSTON SPECIALTY INS CO	12936	1	0.6	4,617,913	0.1	3.78	277.6
MARKEL INS CO	38970	1	0.6	4,595,240	0.1	3.79	279.5
GUIDEONE INS CO	15032	1	0.6	4,523,831	0.1	3.85	285.5
WESTCHESTER SURPLUS LINES INS CO	10172	3	1.7	4,219,104	0.1	12.40	1,139.9
UNIVERSAL INS CO OF NA	11986	1	0.6	3,389,298	0.1	5.14	414.5
FOREMOST INS CO GRAND RAPIDS MI	11185	1	0.6	3,265,622	0.1	5.34	434.0
PENN AMER INS CO	32859	1	0.6	3,241,298	0.1	5.38	438.0
THE CINCINNATI INS CO	10677	1	0.6	3,076,722	0.1	5.67	466.8
WHITE PINE INS CO	11932	5	2.8	3,063,801	0.1	28.46	2,745.8
TRAVELERS IND CO	25658	1	0.6	2,762,878	0.1	6.31	531.2
AVATAR PROP & CAS INS CO	13139	1	0.6	2,286,872	0.1	7.63	662.5
GRANADA INS CO	16870	1	0.6	2,200,865	0.1	7.92	692.3
FOREMOST SIGNATURE INS CO	41513	1	0.6	2,178,927	0.1	8.00	700.3
XL INS AMER INC	24554	1	0.6	2,087,382	0.1	8.35	735.4
AIX SPECIALTY INS CO	12833	1	0.6	1,936,650	0.1	9.00	800.4
CYPRESS PROP & CAS INS CO	10953	1	0.6	1,925,648	0.1	9.06	805.6
TRAVELERS IND CO OF AMER	25666	1	0.6	1,669,022	0.1	10.45	944.8
NORTHLAND INS CO	24015	1	0.6	1,556,383	0.0	11.20	1,020.4

CONSUMER COMPLAINT INDICES, BY PRODUCT TYPE

Calendar Year 2019

Pursuant to section 624.313(1)(i), FS; Rule 69O-142.002, FAC

COMPANY INFORMATION		CONFIRMED COMPLAINTS		PREMIUMS		COMPLAINT INDEX	
COMPANY	NAIC CODE	(#)	Share of Product Type (%)	(\$)	Share of Product Type (%)	(#)	Deviation from Product Type
COMMERCIAL PROPERTY / CONFIRMED COMPLAINTS = 179 / PREMIUMS = \$3,121,387,759 / COMPLAINT INDEX = 1.00							
AMERICAN STATES INS CO	19704	1	0.6	1,465,299	0.0	11.90	1,090.1
HISCOX INS CO INC	10200	1	0.6	1,406,784	0.0	12.40	1,139.6
MT HAWLEY INS CO	37974	1	0.6	1,295,460	0.0	13.46	1,246.1
CANOPIUS US INS	12961	2	1.1	1,233,128	0.0	28.28	2,728.2
MIDVALE IND CO	27138	1	0.6	1,189,770	0.0	14.66	1,365.7
TRANSGUARD INS CO OF AMER INC	28886	1	0.6	1,167,943	0.0	14.93	1,393.0
GENERALI US BRANCH	11231	1	0.6	1,066,374	0.0	16.35	1,535.3
AXIS SURPLUS INS CO	26620	3	1.7	894,124	0.0	58.51	5,750.8
ARCH SPECIALTY INS CO	21199	3	1.7	576,773	0.0	90.70	8,970.1
NAUTILUS INS CO	17370	1	0.6	503,589	0.0	34.63	3,362.7
UNITED PROP & CAS INS CO	10969	2	1.1	421,087	0.0	82.82	8,182.3
MID CONTINENT CAS CO	23418	1	0.6	250,457	0.0	69.62	6,862.4
AMERICAN ECONOMY INS CO	19690	1	0.6	247,825	0.0	70.36	6,936.4
SOMPO AMER INS CO	11126	1	0.6	197,955	0.0	88.09	8,709.0
MESA UNDERWRITERS SPECIALTY INS CO	36838	1	0.6	150,732	0.0	115.69	11,468.8
ATLANTIC CAS INS CO	42846	1	0.6	150,192	0.0	116.10	11,510.4
FEDERATED SERV INS CO	28304	1	0.6	93,352	0.0	186.80	18,579.8
SAMSUNG FIRE & MARINE INS CO LTD	38300	1	0.6	7,501	0.0	2,324.75	232,374.6
UNIVERSAL PROP & CAS INS	10861	1	0.6	7,029	0.0	2,480.85	247,985.4
AVEMCO INS CO	10367	1	0.6	6,300	0.0	2,767.92	276,692.4
AMERICAN COASTAL INS CO	12968	9	5.0	0	0.0	.	.
BLACKBOARD SPECIALTY INS CO	13551	1	0.6	0	0.0	.	.
CITIZENS PROP INS CORP	10064	3	1.7	0	0.0	.	.
EMPIRE IND INS CO	21334	1	0.6	0	0.0	.	.
FIRST PROTECTIVE INS CO	10897	1	0.6	0	0.0	.	.
ROCKHILL INS CO	28053	1	0.6	0	0.0	.	.
TRAVELERS COMMERCIAL INS CO	36137	1	0.6	0	0.0	.	.
UNDERWRITERS AT LLOYDS LONDON	15642	28	15.6	0	0.0	.	.
UNIVERSAL UNDERWRITERS INS CO	41181	1	0.6	0	0.0	.	.

COMPANY INFORMATION		CONFIRMED COMPLAINTS		PREMIUMS		COMPLAINT INDEX	
COMPANY	NAIC CODE	(#)	Share of Product Type (%)	(\$)	Share of Product Type (%)	(#)	Deviation from Product Type
CREDIT / CONFIRMED COMPLAINTS = 0 / PREMIUMS = \$153,961,011 / COMPLAINT INDEX = 1.00							
ALL COMPANIES WITH ZERO COMPLAINTS		0		153,961,011	100.0	0.00	-100.0

COMPANY INFORMATION		CONFIRMED COMPLAINTS		PREMIUMS		COMPLAINT INDEX	
COMPANY	NAIC CODE	(#)	Share of Product Type (%)	(\$)	Share of Product Type (%)	(#)	Deviation from Product Type
FIDELITY AND SURETY / CONFIRMED COMPLAINTS = 32 / PREMIUMS = \$473,906,073 / COMPLAINT INDEX = 1.00							
ALL COMPANIES WITH ZERO COMPLAINTS		0	0	397,213,960	83.8	0.00	-100.0
WESTERN SURETY CO	13188	4	12.5	24,949,828	5.3	2.37	137.4
FIDELITY & DEPOSIT CO OF MD	39306	3	9.4	23,302,698	4.9	1.91	90.7
GREAT AMER INS CO	16691	3	9.4	9,831,745	2.1	4.52	351.9
HUDSON INS CO	25054	14	43.8	5,050,890	1.1	41.05	4,004.9
DEVELOPERS SURETY & IND CO	12718	1	3.1	4,830,708	1.0	3.07	206.6
SURETEC INS CO	10916	1	3.1	2,726,549	0.6	5.43	443.2
LEXINGTON NATL INS CORP	37940	1	3.1	1,591,679	0.3	9.30	830.4
BANKERS INS CO	33162	1	3.1	1,440,829	0.3	10.28	927.9
AEGIS SECURITY INS CO	33898	1	3.1	1,365,368	0.3	10.85	984.7
UNIVERSAL SURETY OF AMER	13200	1	3.1	767,252	0.2	19.30	1,830.2
STATE FARM FIRE & CAS CO	25143	1	3.1	627,423	0.1	23.60	2,260.4
LIBERTY MUT FIRE INS CO	23035	1	3.1	207,144	0.0	71.49	7,049.4

CONSUMER COMPLAINT INDICES, BY PRODUCT TYPE

Calendar Year 2019

Pursuant to section 624.313(1)(i), FS; Rule 69O-142.002, FAC

COMPANY INFORMATION		CONFIRMED COMPLAINTS		PREMIUMS		COMPLAINT INDEX	
COMPANY	NAIC CODE	(#)	Share of Product Type (%)	(\$)	Share of Product Type (%)	(#)	Deviation from Product Type
GROUP ACCIDENT AND HEALTH / CONFIRMED COMPLAINTS = 926 / PREMIUMS = \$20,484,474,015 / COMPLAINT INDEX = 1.00							
ALL COMPANIES WITH ZERO COMPLAINTS		0	0	3,426,663,399	16.7	0.00	-100.0
UNITEDHEALTHCARE INS CO	79413	112	12.1	3,299,735,228	16.1	0.75	-24.9
BCBS OF FL	98167	190	20.5	3,076,714,905	15.0	1.37	36.6
CIGNA HLTH & LIFE INS CO	67369	93	10.0	1,201,187,652	5.9	1.71	71.3
HEALTH OPTIONS INC	95089	37	4.0	1,192,051,633	5.8	0.69	-31.3
AETNA LIFE INS CO	60054	99	10.7	870,442,321	4.2	2.52	151.6
AETNA HLTH INC FL CORP	95088	31	3.3	780,166,115	3.8	0.88	-12.1
NEIGHBORHOOD HLTH PARTNERSHIP INC	95123	39	4.2	708,765,415	3.5	1.22	21.7
HUMANA MEDICAL PLAN INC	95270	24	2.6	658,455,545	3.2	0.81	-19.4
UNITED HLTHCARE OF FL INC	95264	23	2.5	630,543,146	3.1	0.81	-19.3
CAPITAL HLTH PLAN INC	95112	10	1.1	598,967,005	2.9	0.37	-63.1
METROPOLITAN LIFE INS CO	65978	30	3.2	432,061,461	2.1	1.54	53.6
AVMED INC	95263	29	3.1	381,750,300	1.9	1.68	68.0
GUARDIAN LIFE INS CO OF AMER	64246	9	1.0	285,077,794	1.4	0.70	-30.2
HUMANA INS CO	73288	9	1.0	251,427,150	1.2	0.79	-20.8
DELTA DENTAL INS CO	81396	13	1.4	250,246,140	1.2	1.15	14.9
MOLINA HLTHCARE OF FL INC	13128	1	0.1	243,483,429	1.2	0.09	-90.9
GOLDEN RULE INS CO	62286	7	0.8	194,706,280	1.0	0.80	-20.5
FLORIDA HLTH CARE PLAN INC	13567	1	0.1	190,637,361	0.9	0.12	-88.4
UNUM LIFE INS CO OF AMER	62235	6	0.6	148,682,643	0.7	0.89	-10.7
US BR SUN LIFE ASSUR CO OF CANADA	80802	5	0.5	129,594,071	0.6	0.85	-14.7
LIFE INS CO OF N AMER	65498	9	1.0	116,178,786	0.6	1.71	71.4
HARTFORD LIFE & ACCIDENT INS CO	70815	5	0.5	108,658,047	0.5	1.02	1.8
STANDARD INS CO	69019	2	0.2	85,412,438	0.4	0.52	-48.2
LINCOLN NATL LIFE INS CO	65676	14	1.5	81,883,189	0.4	3.78	278.2
FREEDOM LIFE INS CO OF AMER	62324	1	0.1	81,600,540	0.4	0.27	-72.9
PRINCIPAL LIFE INS CO	61271	2	0.2	78,786,384	0.4	0.56	-43.8
AMERICAN HERITAGE LIFE INS CO	60534	5	0.5	73,895,616	0.4	1.50	49.7
RELIANCE STANDARD LIFE INS CO	68381	6	0.6	67,598,569	0.3	1.96	96.3
PRUDENTIAL INS CO OF AMER	68241	7	0.8	63,975,984	0.3	2.42	142.0
FLORIDA COMBINED LIFE INS CO INC	76031	5	0.5	62,059,907	0.3	1.78	78.2
UNITED OF OMAHA LIFE INS CO	69868	2	0.2	59,744,001	0.3	0.74	-25.9
LINCOLN LIFE ASSUR CO OF BOSTON	65315	5	0.5	53,606,214	0.3	2.06	106.3
TRANSAMERICA LIFE INS CO	86231	1	0.1	53,590,906	0.3	0.41	-58.7
COMPBENEFITS CO	52015	3	0.3	50,407,156	0.2	1.32	31.7
INTEGON IND CORP	22772	3	0.3	45,116,959	0.2	1.47	47.1
HUMANA HLTH INS CO OF FL INC	69671	4	0.4	41,143,842	0.2	2.15	115.1
FIDELITY SECURITY LIFE INS CO	71870	1	0.1	38,556,133	0.2	0.57	-42.6
AMERITAS LIFE INS CORP	61301	2	0.2	37,310,243	0.2	1.19	18.6
CIGNA DENTAL HLTH OF FL INC	52021	1	0.1	37,244,168	0.2	0.59	-40.6
CONTINENTAL AMER INS CO	71730	1	0.1	34,013,018	0.2	0.65	-35.0
ALL SAVERS INS CO	82406	1	0.1	27,792,581	0.1	0.80	-20.4
NATIONAL UNION FIRE INS CO OF PITT	19445	1	0.1	26,213,911	0.1	0.84	-15.6
COMPBENEFITS INS CO	60984	3	0.3	25,667,007	0.1	2.59	158.6
COMBINED INS CO OF AMER	62146	3	0.3	22,642,908	0.1	2.93	193.1
COVENTRY HLTH CARE OF FL INC	95114	1	0.1	17,772,714	0.1	1.24	24.5
COMPANION LIFE INS CO	77828	3	0.3	15,780,465	0.1	4.21	320.5
COLONIAL LIFE & ACCIDENT INS CO	62049	3	0.3	15,244,671	0.1	4.35	335.3
SAFEGUARD HLTH PLANS INC	52009	1	0.1	14,749,202	0.1	1.50	50.0
UNITED STATES FIRE INS CO	21113	1	0.1	13,721,170	0.1	1.61	61.2
UNITED AMER INS CO	92916	1	0.1	13,632,302	0.1	1.62	62.3
STATE FARM MUT AUTO INS CO	25178	1	0.1	13,182,938	0.1	1.68	67.8
UNITED CONCORDIA INS CO	85766	5	0.5	10,893,419	0.1	10.15	915.4
LIFESHIELD NATL INS CO	99724	1	0.1	9,885,492	0.0	2.24	123.8
SOLSTICE BENEFITS INC	12341	1	0.1	6,701,744	0.0	3.30	230.1
BANKERS LIFE & CAS CO	61263	1	0.1	6,312,636	0.0	3.50	250.4
TRUSTMARK INS CO	61425	1	0.1	5,498,577	0.0	4.02	302.3

CONSUMER COMPLAINT INDICES, BY PRODUCT TYPE

Calendar Year 2019

Pursuant to section 624.313(1)(i), FS; Rule 69O-142.002, FAC

COMPANY INFORMATION		CONFIRMED COMPLAINTS		PREMIUMS		COMPLAINT INDEX	
COMPANY	NAIC CODE	(#)	Share of Product Type (%)	(\$)	Share of Product Type (%)	(#)	Deviation from Product Type
GROUP ACCIDENT AND HEALTH / CONFIRMED COMPLAINTS = 926 / PREMIUMS = \$20,484,474,015 / COMPLAINT INDEX = 1.00							
CELTIC INS CO	80799	2	0.2	4,326,015	0.0	10.23	922.7
FEDERAL INS CO	20281	2	0.2	3,551,789	0.0	12.46	1,145.7
TALCOTT RESOLUTION LIFE INS CO	88072	1	0.1	3,265,230	0.0	6.77	577.5
TRUSTMARK LIFE INS CO	62863	1	0.1	1,541,345	0.0	14.35	1,335.2
STANDARD LIFE & ACCIDENT INS CO	86355	1	0.1	1,123,347	0.0	19.69	1,869.2
CIGNA HLTHCARE OF FL INC	95136	1	0.1	1,108,202	0.0	19.96	1,896.2
FIRST HLTH LIFE & HLTH INS CO	90328	1	0.1	1,002,371	0.0	22.07	2,106.9
CONNECTICUT GEN LIFE INS CO	62308	1	0.1	441,103	0.0	50.15	4,915.0
HUMANADENTAL INS CO	70580	4	0.4	112,151	0.0	788.99	78,798.8
AMERICAN FAMILY LIFE ASSUR CO OF C	60380	6	0.6	58,949	0.0	2,251.59	225,058.7
AETNA HLTH & LIFE INS CO	78700	3	0.3	55,953	0.0	1,186.07	118,507.4
COVENTRY HLTH & LIFE INS CO	81973	2	0.2	50,896	0.0	869.28	86,828.1
MARKEL INS CO	38970	1	0.1	3,834	0.0	5,769.81	576,881.3
AETNA HLTH INS CO	72052	1	0.1	0	0.0	.	.
AMERICAN SPECIALTY HLTH INS CO	84697	1	0.1	0	0.0	.	.
ASSOCIATED INDUSTRIES INS CO INC	23140	1	0.1	0	0.0	.	.
ATHENE ANN & LIFE CO	61689	1	0.1	0	0.0	.	.
BANKERS FIDELITY LIFE INS CO	61239	1	0.1	0	0.0	.	.
CUNA MUTUAL LIFE INS CO	65749	1	0.1	0	0.0	.	.
DELTA DENTAL PLAN OF MI INC	54305	1	0.1	0	0.0	.	.
FAMILY LIFE INS CO	63053	1	0.1	0	0.0	.	.
GENERAL AMERICAN LIFE INS CO	63665	1	0.1	0	0.0	.	.
GREAT AMER LIFE INS CO	63312	1	0.1	0	0.0	.	.
HEALTH FIRST COMMERCIAL PLANS INC	15882	1	0.1	0	0.0	.	.
HEALTH OPTIONS CONNECT INC	95014	2	0.2	0	0.0	.	.
HUMANA HLTH PLAN INC	95885	1	0.1	0	0.0	.	.
HUMANA INS CO	62189	1	0.1	0	0.0	.	.
JOHN ALDEN LIFE INS CO	65080	1	0.1	0	0.0	.	.
KANAWHA INS CO	65110	1	0.1	0	0.0	.	.
MERIT LIFE INS CO	65951	1	0.1	0	0.0	.	.
NATIONAL TEACHERS ASSOC LIFE INS C	87963	1	0.1	0	0.0	.	.
OLD REPUBLIC LIFE INS CO	67261	1	0.1	0	0.0	.	.
PROFESSIONAL INS CO	68047	1	0.1	0	0.0	.	.
TRAVELERS IND CO OF AMER	25666	1	0.1	0	0.0	.	.
UNITED HLTHCARE INS CO OF IL	60318	2	0.2	0	0.0	.	.
UNITED STATES LETTER CARRIERS MUT	56456	1	0.1	0	0.0	.	.

CONSUMER COMPLAINT INDICES, BY PRODUCT TYPE

Calendar Year 2019

Pursuant to section 624.313(1)(i), FS; Rule 69O-142.002, FAC

COMPANY INFORMATION		CONFIRMED COMPLAINTS		PREMIUMS		COMPLAINT INDEX	
COMPANY	NAIC CODE	(#)	Share of Product Type (%)	(\$)	Share of Product Type (%)	(#)	Deviation from Product Type
GROUP LIFE / CONFIRMED COMPLAINTS = 64 / PREMIUMS = \$1,730,624,438 / COMPLAINT INDEX = 1.00							
ALL COMPANIES WITH ZERO COMPLAINTS		0		663,483,758	38.3	0.00	-100.0
METROPOLITAN LIFE INS CO	65978	7	10.9	304,336,139	17.6	0.62	-37.8
PRUDENTIAL INS CO OF AMER	68241	5	7.8	168,310,455	9.7	0.80	-19.7
NEW YORK LIFE INS CO	66915	2	3.1	127,724,787	7.4	0.42	-57.7
LIFE INS CO OF N AMER	65498	1	1.6	94,992,423	5.5	0.28	-71.5
UNUM LIFE INS CO OF AMER	62235	1	1.6	77,155,626	4.5	0.35	-65.0
MINNESOTA LIFE INS CO	66168	3	4.7	76,431,152	4.4	1.06	6.1
SECURIAN LIFE INS CO	93742	1	1.6	61,586,110	3.6	0.44	-56.1
HARTFORD LIFE & ACCIDENT INS CO	70815	1	1.6	55,699,532	3.2	0.49	-51.5
LINCOLN NATL LIFE INS CO	65676	1	1.6	43,766,171	2.5	0.62	-38.2
RELIANCE STANDARD LIFE INS CO	68381	2	3.1	25,682,103	1.5	2.11	110.6
GLOBE LIFE & ACCIDENT INS CO	91472	1	1.6	22,089,817	1.3	1.22	22.4
5 STAR LIFE INS CO	77879	1	1.6	8,762,647	0.5	3.09	208.6
COLONIAL LIFE & ACCIDENT INS CO	62049	1	1.6	1,173,853	0.1	23.04	2,203.6
DEARBORN LIFE INS CO	71129	1	1.6	265,999	0.0	101.66	10,065.8
GLOBE LIFE & ACCIDENT INS CO	91472	1	1.6	83,285	0.0	324.68	32,368.0
5 STAR LIFE INS CO	77879	1	1.6	48,812	0.0	553.98	55,298.3
METROPOLITAN LIFE INS CO	65978	7	10.9	4,274	0.0	44,288.03	4,428,703.2
LINCOLN NATL LIFE INS CO	65676	1	1.6	2,041	0.0	13,248.90	1,324,790.1
UNUM LIFE INS CO OF AMER	62235	1	1.6	1,708	0.0	15,831.97	1,583,097.1
RELIANCE STANDARD LIFE INS CO	68381	2	3.1	766	0.0	70,603.15	7,060,215.1
HARTFORD LIFE & ACCIDENT INS CO	70815	1	1.6	639	0.0	42,317.69	4,231,669.5
BRIGHTHOUSE LIFE INS CO	87726	1	1.6	563	0.0	48,030.21	4,802,920.8
LIFE INS CO OF N AMER	65498	1	1.6	544	0.0	49,707.73	4,970,673.3
PRUDENTIAL INS CO OF AMER	68241	5	7.8	475	0.0	284,642.18	28,464,117.7
COLONIAL LIFE & ACCIDENT INS CO	62049	1	1.6	148	0.0	182,709.51	18,270,850.6
MINNESOTA LIFE INS CO	66168	3	4.7	137	0.0	592,138.84	59,213,783.6
DEARBORN LIFE INS CO	71129	1	1.6	45	0.0	600,911.26	60,091,026.3
NEW YORK LIFE INS CO	66915	2	3.1	22	0.0	2,458,273.35	245,827,234.9
NASSAU LIFE INS CO OF TEXAS	62359	1	1.6	15	0.0	1,802,733.79	180,273,279.0
AMERICAN GEN LIFE INS CO	60488	1	1.6	10	0.0	2,704,100.68	270,409,968.4
SECURIAN LIFE INS CO	93742	1	1.6	9	0.0	3,004,556.32	300,455,531.6
BRIGHTHOUSE LIFE INS CO	87726	1	1.6	0	0.0	.	.
NASSAU LIFE INS CO OF TEXAS	62359	1	1.6	0	0.0	.	.
UNITED STATES LIFE INS CO IN THE C	70106	1	1.6	0	0.0	.	.
AMERICAN GEN LIFE INS CO	60488	1	1.6	-429,328	.	.	.
UNITED STATES LIFE INS CO IN THE C	70106	1	1.6	-550,299	.	.	.

CONSUMER COMPLAINT INDICES, BY PRODUCT TYPE

Calendar Year 2019

Pursuant to section 624.313(1)(i), FS; Rule 69O-142.002, FAC

COMPANY INFORMATION		CONFIRMED COMPLAINTS		PREMIUMS		COMPLAINT INDEX	
COMPANY	NAIC CODE	(#)	Share of Product Type (%)	(\$)	Share of Product Type (%)	(#)	Deviation from Product Type
HOMEOWNER / CONFIRMED COMPLAINTS = 6,858 / PREMIUMS = \$9,096,102,684 / COMPLAINT INDEX = 1.00							
STATE FARM FL INS CO	10739	205	3.0	641,797,072	7.1	0.42	-57.6
CITIZENS PROP INS CORP	10064	534	7.8	520,338,320	5.7	1.36	36.1
FEDNAT INS CO	10790	403	5.9	383,341,693	4.2	1.39	39.4
HERITAGE PROP & CAS INS CO	14407	431	6.3	372,415,078	4.1	1.53	53.5
SECURITY FIRST INS CO	10117	535	7.8	352,907,995	3.9	2.01	101.1
ST JOHNS INS CO INC	11844	171	2.5	315,876,365	3.5	0.72	-28.2
ASI PREFERRED INS CORP	13142	106	1.5	300,590,680	3.3	0.47	-53.2
FIRST PROTECTIVE INS CO	10897	341	5.0	296,384,052	3.3	1.53	52.6
HOMEOWNERS CHOICE PROP & CAS INS C	12944	173	2.5	271,674,546	3.0	0.84	-15.5
AMERICAN INTEGRITY INS CO OF FL	12841	318	4.6	256,968,651	2.8	1.64	64.1
FEDERAL INS CO	20281	9	0.1	237,638,172	2.6	0.05	-95.0
UNITED SERV AUTOMOBILE ASSN	25941	26	0.4	236,099,146	2.6	0.15	-85.4
FLORIDA PENINSULA INS CO	10132	201	2.9	218,479,243	2.4	1.22	22.0
UNITED PROP & CAS INS CO	10969	408	5.9	208,866,788	2.3	2.59	159.1
TOWER HILL PRIME INS CO	11027	228	3.3	205,550,120	2.3	1.47	47.1
ALL COMPANIES WITH ZERO COMPLAINTS		0		199,559,844	2.2	0.00	-100.0
FAMILY SECURITY INS CO INC	14432	76	1.1	178,262,286	2.0	0.57	-43.5
PEOPLES TRUST INS CO	13125	137	2.0	173,193,238	1.9	1.05	4.9
OLYMPUS INS CO	12954	122	1.8	171,813,119	1.9	0.94	-5.8
AIG PROP CAS CO	19402	4	0.1	153,422,574	1.7	0.03	-96.5
CAPITOL PREFERRED INS CO INC	10908	39	0.6	122,682,331	1.3	0.42	-57.8
USAA CAS INS CO	25968	43	0.6	121,811,504	1.3	0.47	-53.2
AMERICAN TRADITIONS INS CO	12359	48	0.7	116,930,785	1.3	0.54	-45.6
TOWER HILL SIGNATURE INS CO	12538	91	1.3	116,009,712	1.3	1.04	4.0
AUTO CLUB INS CO OF FL	12813	27	0.4	107,501,453	1.2	0.33	-66.7
TOWER HILL PREFERRED INS CO	29050	92	1.3	107,030,081	1.2	1.14	14.0
EDISON INS CO	12482	146	2.1	106,714,247	1.2	1.81	81.5
PRIVILEGE UNDERWRITERS RECP EXCH	12873	1	0.0	106,239,333	1.2	0.01	-98.8
LEXINGTON INS CO	19437	35	0.5	99,021,797	1.1	0.47	-53.1
CASTLE KEY INS CO	30511	69	1.0	95,915,875	1.1	0.95	-4.6
NATIONAL SPECIALTY INS CO	22608	23	0.3	95,292,903	1.0	0.32	-68.0
GULFSTREAM PROP & CAS INS CO	12237	89	1.3	92,217,409	1.0	1.28	28.0
TOWER HILL SELECT INS CO	12011	72	1.0	86,127,376	0.9	1.11	10.9
SOUTHERN OAK INS CO	12247	47	0.7	83,217,953	0.9	0.75	-25.1
FLORIDA FAMILY INS CO	10688	23	0.3	81,488,622	0.9	0.37	-62.6
SAFE HARBOR INS CO	12563	77	1.1	76,500,967	0.8	1.34	33.5
AVATAR PROP & CAS INS CO	13139	130	1.9	76,122,054	0.8	2.27	126.5
SOUTHERN FIDELITY INS CO INC	10136	64	0.9	75,400,727	0.8	1.13	12.6
SAFEPOINT INS CO	15341	79	1.2	75,213,456	0.8	1.39	39.3
GEOVERA SPECIALTY INS CO	10182	23	0.3	72,548,906	0.8	0.42	-58.0
UNIVERSAL INS CO OF NA	11986	80	1.2	70,168,105	0.8	1.51	51.2
INDIAN HARBOR INS CO	36940	1	0.0	69,724,519	0.8	0.02	-98.1
FLORIDA FARM BUREAU CAS INS CO	31216	19	0.3	67,799,605	0.7	0.37	-62.8
OMEGA INS CO	38644	64	0.9	65,764,770	0.7	1.29	29.1
CASTLE KEY IND CO	10835	59	0.9	65,650,106	0.7	1.19	19.2
AMERICAN STRATEGIC INS CORP	10872	45	0.7	63,751,807	0.7	0.94	-6.4
PREPARED INS CO	13687	32	0.5	62,422,501	0.7	0.68	-32.0
FOREMOST INS CO GRAND RAPIDS MI	11185	16	0.2	61,726,950	0.7	0.34	-65.6
ANCHOR PROP & CAS INS CO	15617	61	0.9	60,087,528	0.7	1.35	34.6
NATIONAL FIRE & MARINE INS CO	20079	6	0.1	57,067,640	0.6	0.14	-86.1
CYPRESS PROP & CAS INS CO	10953	60	0.9	56,994,520	0.6	1.40	39.6
NATIONWIDE INS CO OF FL	10948	19	0.3	56,297,266	0.6	0.45	-55.2
ACE INS CO OF THE MIDWEST	26417	1	0.0	55,284,994	0.6	0.02	-97.6
FLORIDA FARM BUR GEN INS CO	21817	19	0.3	55,212,470	0.6	0.46	-54.4
IRONSHORE SPECIALTY INS CO	25445	4	0.1	51,221,739	0.6	0.10	-89.6
AMERICAN BANKERS INS CO OF FL	10111	37	0.5	50,033,792	0.6	0.98	-1.9
LIBERTY MUT FIRE INS CO	23035	23	0.3	48,175,003	0.5	0.63	-36.7

CONSUMER COMPLAINT INDICES, BY PRODUCT TYPE

Calendar Year 2019

Pursuant to section 624.313(1)(i), FS; Rule 69O-142.002, FAC

COMPANY INFORMATION		CONFIRMED COMPLAINTS		PREMIUMS		COMPLAINT INDEX	
COMPANY	NAIC CODE	(#)	Share of Product Type (%)	(\$)	Share of Product Type (%)	(#)	Deviation from Product Type
HOMEOWNER / CONFIRMED COMPLAINTS = 6,858 / PREMIUMS = \$9,096,102,684 / COMPLAINT INDEX = 1.00							
QBE SPECIALTY INS CO	11515	8	0.1	47,750,142	0.5	0.22	-77.8
AMICA MUT INS CO	19976	12	0.2	47,008,572	0.5	0.34	-66.1
CENTAURI SPECIALTY INS CO	12573	11	0.2	35,591,878	0.4	0.41	-59.0
FIRST COMMUNITY INS CO	13990	20	0.3	31,962,439	0.4	0.83	-17.0
USAA GEN IND CO	18600	10	0.1	29,709,178	0.3	0.45	-55.4
HARTFORD INS CO OF THE MIDWEST	37478	26	0.4	29,616,181	0.3	1.16	16.4
SCOTTSDALE INS CO	41297	9	0.1	27,279,384	0.3	0.44	-56.2
FIRST LIBERTY INS CORP	33588	14	0.2	23,761,517	0.3	0.78	-21.9
STATE NATL INS CO INC	12831	3	0.0	20,914,536	0.2	0.19	-81.0
US COASTAL PROP & CAS INS CO	15900	13	0.2	20,147,211	0.2	0.86	-14.4
FIRST FLORIDIAN AUTO & HOME INS CO	10647	6	0.1	19,525,539	0.2	0.41	-59.2
AMERICAN MODERN INS CO OF FL	12314	3	0.0	15,547,229	0.2	0.26	-74.4
HOMESITE INS CO	17221	3	0.0	15,299,377	0.2	0.26	-74.0
FARMERS CAS INS CO	40169	4	0.1	13,797,395	0.2	0.38	-61.5
MONARCH NATL INS CO	15715	18	0.3	9,270,396	0.1	2.58	157.5
KINSALE INS CO	38920	4	0.1	8,154,306	0.1	0.65	-34.9
STILLWATER PROP & CAS INS CO	16578	1	0.0	7,634,065	0.1	0.17	-82.6
VOYAGER IND INS CO	40428	13	0.2	7,350,577	0.1	2.35	134.6
AMERICAN SOUTHERN HOME INS CO	41998	1	0.0	7,347,878	0.1	0.18	-81.9
SOUTHERN OWNERS INS CO	10190	2	0.0	6,780,128	0.1	0.39	-60.9
ARMED FORCES INS EXCH	41459	2	0.0	5,464,142	0.1	0.49	-51.5
SAFEPORT INS CO	36560	2	0.0	5,434,213	0.1	0.49	-51.2
ASI ASSUR CORP	12196	33	0.5	4,900,722	0.1	8.93	793.1
PRAETORIAN INS CO	37257	3	0.0	4,607,660	0.1	0.86	-13.6
ELECTRIC INS CO	21261	1	0.0	4,354,937	0.0	0.30	-69.5
WESTERN WORLD INS CO	13196	2	0.0	4,118,441	0.0	0.64	-35.6
PROGRESSIVE PROP INS CO	13038	118	1.7	2,790,414	0.0	56.09	5,508.8
AMERICAN FAMILY CONNECT PROP & CAS	29068	3	0.0	2,404,504	0.0	1.65	65.5
AEGIS SECURITY INS CO	33898	1	0.0	2,336,410	0.0	0.57	-43.2
NEW HAMPSHIRE INS CO	23841	1	0.0	2,222,233	0.0	0.60	-40.3
WILSHIRE INS CO	13234	1	0.0	1,507,713	0.0	0.88	-12.0
FIRST AMER PROP & CAS INS CO	37710	2	0.0	1,505,358	0.0	1.76	76.2
ASI HOME INS CORP	11072	3	0.0	921,862	0.0	4.32	331.6
NATIONWIDE PROP & CAS INS CO	37877	1	0.0	733,859	0.0	1.81	80.7
GENERAL STAR IND CO	37362	1	0.0	700,708	0.0	1.89	89.3
STILLWATER INS CO	25180	1	0.0	453,680	0.0	2.92	192.4
HARTFORD CAS INS CO	29424	1	0.0	209,086	0.0	6.34	534.4
HARTFORD UNDERWRITERS INS CO	30104	1	0.0	173,741	0.0	7.63	663.4
FIRST NATL INS CO OF AMER	24724	1	0.0	104,345	0.0	12.71	1,171.1
CHUBB NATL INS CO	10052	2	0.0	76,290	0.0	34.77	3,377.1
BANKERS STANDARD INS CO	18279	1	0.0	32,311	0.0	41.05	4,004.9
AMERICAN SECURITY INS CO	42978	4	0.1	22,977	0.0	230.90	22,990.0
CHUBB IND INS CO	12777	2	0.0	19,933	0.0	133.08	13,208.1
CRUM & FORSTER SPECIALTY INS CO	44520	1	0.0	9,441	0.0	140.49	13,948.8
ALLSTATE INS CO	19232	6	0.1	0	0.0	.	.
ALLSTATE PROP & CAS INS CO	17230	1	0.0	0	0.0	.	.
AMERICAN COASTAL INS CO	12968	2	0.0	0	0.0	.	.
AMERICAN RELIABLE INS CO	19615	5	0.1	0	0.0	.	.
AMERICAN ZURICH INS CO	40142	1	0.0	0	0.0	.	.
AUTO OWNERS INS CO	18988	1	0.0	0	0.0	.	.
AXIS SURPLUS INS CO	26620	3	0.0	0	0.0	.	.
BANKERS INS CO	33162	4	0.1	0	0.0	.	.
CAPACITY INS CO	32930	1	0.0	0	0.0	.	.
COVINGTON SPECIALTY INS CO	13027	1	0.0	0	0.0	.	.
ELEMENTS PROPERTY INS CO	15312	4	0.1	0	0.0	.	.
FARMERS INS EXCH	21652	1	0.0	0	0.0	.	.
FARMERS PROP & CAS INS CO	26298	5	0.1	0	0.0	.	.

CONSUMER COMPLAINT INDICES, BY PRODUCT TYPE

Calendar Year 2019

Pursuant to section 624.313(1)(i), FS; Rule 69O-142.002, FAC

COMPANY INFORMATION		CONFIRMED COMPLAINTS		PREMIUMS		COMPLAINT INDEX	
COMPANY	NAIC CODE	(#)	Share of Product Type (%)	(\$)	Share of Product Type (%)	(#)	Deviation from Product Type
HOMEOWNER / CONFIRMED COMPLAINTS = 6,858 / PREMIUMS = \$9,096,102,684 / COMPLAINT INDEX = 1.00							
FLORIDA SPECIALTY INS CO	17248	46	0.7	0	0.0	.	.
FRONTLINE INS UNLIMITED CO	10074	11	0.2	0	0.0	.	.
HARTFORD INS CO OF THE SOUTHEAST	38261	2	0.0	0	0.0	.	.
HOMESITE INS CO OF FL	11156	1	0.0	0	0.0	.	.
INTEGON NATL INS CO	29742	6	0.1	0	0.0	.	.
INTEGON PREFERRED INS CO	31488	1	0.0	0	0.0	.	.
INTERNATIONAL FIDELITY INS CO	11592	1	0.0	0	0.0	.	.
LIBERTY INS CORP	42404	1	0.0	0	0.0	.	.
LIBERTY MUT INS CO	23043	33	0.5	0	0.0	.	.
MAISON INS CO	14568	1	0.0	0	0.0	.	.
MESA UNDERWRITERS SPECIALTY INS CO	36838	1	0.0	0	0.0	.	.
MGA INS CO INC	40150	1	0.0	0	0.0	.	.
MODERN USA INS CO	12957	8	0.1	0	0.0	.	.
MOUNT VERNON FIRE INS CO	26522	1	0.0	0	0.0	.	.
NATIONAL GEN INS CO	23728	1	0.0	0	0.0	.	.
NATIONWIDE MUT FIRE INS CO	23779	1	0.0	0	0.0	.	.
OCCIDENTAL FIRE & CAS CO OF NC	23248	1	0.0	0	0.0	.	.
PENNSYLVANIA MANUFACTURERS ASSOC I	12262	1	0.0	0	0.0	.	.
PHILADELPHIA IND INS CO	18058	1	0.0	0	0.0	.	.
PURE INS CO	13204	2	0.0	0	0.0	.	.
QBE INS CORP	39217	2	0.0	0	0.0	.	.
ROCKHILL INS CO	28053	2	0.0	0	0.0	.	.
SAFECO INS CO OF IL	39012	1	0.0	0	0.0	.	.
SCOTTSDALE IND CO	15580	1	0.0	0	0.0	.	.
SELECTIVE INS CO OF THE SOUTHEAST	39926	1	0.0	0	0.0	.	.
SOUTHERN FIDELITY PROPERTY & CASUA	14166	35	0.5	0	0.0	.	.
STATE FARM FIRE & CAS CO	25143	9	0.1	0	0.0	.	.
STATE FARM MUT AUTO INS CO	25178	2	0.0	0	0.0	.	.
TRAVELERS IND CO	25658	1	0.0	0	0.0	.	.
TUDOR INS CO	37982	1	0.0	0	0.0	.	.
UNDERWRITERS AT LLOYDS LONDON	15642	68	1.0	0	0.0	.	.
UNITED CAS INS CO OF AMER	11142	3	0.0	0	0.0	.	.
UNITED NATL INS CO	13064	1	0.0	0	0.0	.	.
UNITED SPECIALTY INS CO	12537	1	0.0	0	0.0	.	.
WINDHAVEN INS CO	12541	1	0.0	0	0.0	.	.
WRIGHT NATL FLOOD INS CO	11523	11	0.2	0	0.0	.	.
NATIONWIDE INS CO OF AMER	25453	1	0.0	-12	.	.	.

CONSUMER COMPLAINT INDICES, BY PRODUCT TYPE

Calendar Year 2019

Pursuant to section 624.313(1)(i), FS; Rule 69O-142.002, FAC

COMPANY INFORMATION		CONFIRMED COMPLAINTS		PREMIUMS		COMPLAINT INDEX	
COMPANY	NAIC CODE	(#)	Share of Product Type (%)	(\$)	Share of Product Type (%)	(#)	Deviation from Product Type
INDIVIDUAL ACCIDENT AND HEALTH / CONFIRMED COMPLAINTS = 1,523 / PREMIUMS = \$16,253,170,551 / COMPLAINT INDEX = 1.00							
BCBS OF FL	98167	399	26.2	5,862,064,671	36.1	0.73	-27.4
HEALTH OPTIONS INC	95089	182	12.0	3,794,291,242	23.3	0.51	-48.8
CELTIC INS CO	80799	179	11.8	1,408,136,762	8.7	1.36	35.7
ALL COMPANIES WITH ZERO COMPLAINTS		0		591,474,718	3.6	0.00	-100.0
SIMPLY HLTHCARE PLANS INC	13726	10	0.7	395,044,701	2.4	0.27	-73.0
AMERICAN FAMILY LIFE ASSUR CO OF C	60380	18	1.2	328,350,267	2.0	0.59	-41.5
SILVERSCRIPT INS CO	12575	3	0.2	305,394,414	1.9	0.10	-89.5
MOLINA HLTHCARE OF FL INC	13128	50	3.3	291,174,975	1.8	1.83	83.3
FLORIDA HLTH CARE PLAN INC	13567	4	0.3	282,687,254	1.7	0.15	-84.9
DELTA DENTAL INS CO	81396	18	1.2	263,208,616	1.6	0.73	-27.0
HUMANA INS CO	73288	33	2.2	247,250,009	1.5	1.42	42.4
UNITED AMER INS CO	92916	4	0.3	154,423,309	1.0	0.28	-72.4
OSCAR INS CO OF FL	16374	4	0.3	143,388,873	0.9	0.30	-70.2
GENWORTH LIFE INS CO	70025	35	2.3	131,192,301	0.8	2.85	184.7
HEALTH FIRST COMMERCIAL PLANS IN	16272	5	0.3	123,768,355	0.8	0.43	-56.9
WELLCARE OF FL INC	95081	11	0.7	120,899,082	0.7	0.97	-2.9
COLONIAL LIFE & ACCIDENT INS CO	62049	6	0.4	110,307,876	0.7	0.58	-42.0
CONNECTICUT GEN LIFE INS CO	62308	5	0.3	108,594,112	0.7	0.49	-50.9
AVMED INC	95263	24	1.6	103,913,734	0.6	2.46	146.5
WELLCARE PRESCRIPTION INS INC	10155	1	0.1	103,344,171	0.6	0.10	-89.7
COLONIAL PENN LIFE INS CO	62065	3	0.2	98,117,083	0.6	0.33	-67.4
JOHN HANCOCK LIFE INS CO USA	65838	7	0.5	97,005,671	0.6	0.77	-23.0
BANKERS LIFE & CAS CO	61263	9	0.6	67,584,339	0.4	1.42	42.1
COMBINED INS CO OF AMER	62146	8	0.5	65,260,907	0.4	1.31	30.8
COVENTRY HLTH CARE OF FL INC	95114	1	0.1	61,304,525	0.4	0.17	-82.6
METROPOLITAN LIFE INS CO	65978	8	0.5	60,712,682	0.4	1.41	40.6
FLORIDA COMBINED LIFE INS CO INC	76031	19	1.2	57,998,925	0.4	3.50	249.6
HUMANA HLTH INS CO OF FL INC	69671	2	0.1	57,130,815	0.4	0.37	-62.6
MUTUAL OF OMAHA INS CO	71412	3	0.2	51,309,520	0.3	0.62	-37.6
COMPBENEFITS CO	52015	5	0.3	44,059,537	0.3	1.21	21.1
STATE FARM MUT AUTO INS CO	25178	1	0.1	43,553,165	0.3	0.25	-75.5
GOLDEN RULE INS CO	62286	29	1.9	41,035,403	0.3	7.54	654.2
BERKSHIRE LIFE INS CO OF AMER	71714	1	0.1	36,562,556	0.2	0.29	-70.8
AMERICAN HERITAGE LIFE INS CO	60534	16	1.1	36,029,977	0.2	4.74	373.9
MASSACHUSETTS MUT LIFE INS CO	65935	3	0.2	33,548,366	0.2	0.95	-4.6
WASHINGTON NATL INS CO	70319	3	0.2	32,681,813	0.2	0.98	-2.0
UNITED OF OMAHA LIFE INS CO	69868	1	0.1	30,869,872	0.2	0.35	-65.4
TRANSAMERICA LIFE INS CO	86231	16	1.1	29,868,329	0.2	5.72	471.7
CIGNA HLTH & LIFE INS CO	67369	9	0.6	27,819,841	0.2	3.45	245.2
TRUSTMARK INS CO	61425	1	0.1	24,166,794	0.1	0.44	-55.8
CONTINENTAL CAS CO	20443	17	1.1	23,541,709	0.1	7.71	670.6
CONTINENTAL GEN INS CO	71404	11	0.7	23,367,392	0.1	5.02	402.4
BRIGHTHOUSE LIFE INS CO	87726	5	0.3	20,901,726	0.1	2.55	155.3
UNUM LIFE INS CO OF AMER	62235	2	0.1	17,796,198	0.1	1.20	19.9
RIVERSOURCE LIFE INS CO	65005	1	0.1	17,283,074	0.1	0.62	-38.3
CHESAPEAKE LIFE INS CO	61832	5	0.3	16,663,278	0.1	3.20	220.2
AMERICAN RETIREMENT LIFE INS CO	88366	2	0.1	15,418,274	0.1	1.38	38.4
LIBERTY NATL LIFE INS CO	65331	3	0.2	14,920,251	0.1	2.15	114.6
GUARDIAN LIFE INS CO OF AMER	64246	5	0.3	14,020,860	0.1	3.81	280.6
AMERITAS LIFE INS CORP	61301	3	0.2	12,614,746	0.1	2.54	153.8
UNITED HLTHCARE OF FL INC	95264	11	0.7	12,302,452	0.1	9.54	854.2
GERBER LIFE INS CO	70939	1	0.1	12,237,107	0.1	0.87	-12.8
PRUDENTIAL INS CO OF AMER	68241	4	0.3	12,230,941	0.1	3.49	249.0
NASSAU LIFE INS CO OF TEXAS	62359	32	2.1	12,100,084	0.1	28.22	2,722.3
SOLSTICE BENEFITS INC	12341	4	0.3	12,099,393	0.1	3.53	252.8
PHYSICIANS MUT INS CO	80578	3	0.2	10,588,837	0.1	3.02	202.4
TIME INS CO	69477	4	0.3	10,262,627	0.1	4.16	315.9

CONSUMER COMPLAINT INDICES, BY PRODUCT TYPE

Calendar Year 2019

Pursuant to section 624.313(1)(i), FS; Rule 69O-142.002, FAC

COMPANY INFORMATION		CONFIRMED COMPLAINTS		PREMIUMS		COMPLAINT INDEX	
COMPANY	NAIC CODE	(#)	Share of Product Type (%)	(\$)	Share of Product Type (%)	(#)	Deviation from Product Type
INDIVIDUAL ACCIDENT AND HEALTH / CONFIRMED COMPLAINTS = 1,523 / PREMIUMS = \$16,253,170,551 / COMPLAINT INDEX = 1.00							
JOHN HANCOCK LIFE & HLTH INS CO	93610	1	0.1	10,005,266	0.1	1.07	6.7
ALLIANZ LIFE INS CO OF N AMER	90611	2	0.1	9,716,230	0.1	2.20	119.7
UNITED CONCORDIA INS CO	85766	1	0.1	7,661,775	0.0	1.39	39.3
USABLE LIFE	94358	1	0.1	6,768,991	0.0	1.58	57.7
PHILADELPHIA AMER LIFE INS CO	67784	1	0.1	6,249,036	0.0	1.71	70.8
FAMILY HERITAGE LIFE INS CO OF AME	77968	1	0.1	6,122,441	0.0	1.74	74.3
AMERICAN GEN LIFE INS CO	60488	3	0.2	5,906,985	0.0	5.42	442.0
FAMILY LIFE INS CO	63053	5	0.3	5,798,558	0.0	9.20	820.2
AMERICAN INCOME LIFE INS CO	60577	1	0.1	5,708,409	0.0	1.87	86.9
MEDICO INS CO	31119	1	0.1	5,563,225	0.0	1.92	91.8
STANDARD LIFE & ACCIDENT INS CO	86355	1	0.1	5,281,392	0.0	2.02	102.1
INTEGON IND CORP	22772	20	1.3	4,987,812	0.0	42.79	4,179.2
CMFG LIFE INS CO	62626	2	0.1	4,903,520	0.0	4.35	335.3
LOYAL AMER LIFE INS CO	65722	3	0.2	4,829,874	0.0	6.63	562.9
AETNA LIFE INS CO	60054	13	0.9	4,810,807	0.0	28.84	2,783.8
INDEPENDENCE AMER INS CO	26581	4	0.3	4,790,009	0.0	8.91	791.2
MEDAMERICA INS CO OF FL	12967	1	0.1	3,950,921	0.0	2.70	170.1
LINCOLN BENEFIT LIFE CO	65595	2	0.1	3,647,967	0.0	5.85	485.1
ATLANTIC SPECIALTY INS CO	27154	1	0.1	3,114,711	0.0	3.43	242.6
LINCOLN NATL LIFE INS CO	65676	1	0.1	2,289,832	0.0	4.66	366.1
JACKSON NATL LIFE INS CO	65056	2	0.1	2,236,360	0.0	9.54	854.4
GUARANTEE TRUST LIFE INS CO	64211	3	0.2	2,219,235	0.0	14.43	1,342.6
COMPBENEFITS INS CO	60984	1	0.1	2,214,383	0.0	4.82	381.9
UNITEDHEALTHCARE LIFE INS CO	97179	1	0.1	2,186,953	0.0	4.88	388.0
PROFESSIONAL INS CO	68047	1	0.1	1,427,691	0.0	7.47	647.5
FEDERAL INS CO	20281	8	0.5	918,771	0.0	92.92	9,192.3
MANHATTAN LIFE INS CO	65870	3	0.2	886,294	0.0	36.12	3,512.3
FREEDOM LIFE INS CO OF AMER	62324	11	0.7	701,949	0.0	167.23	16,623.4
HUMANA MEDICAL PLAN INC	95270	23	1.5	701,924	0.0	349.68	34,868.4
JOHN ALDEN LIFE INS CO	65080	1	0.1	675,183	0.0	15.81	1,480.6
PAN AMER LIFE INS CO	67539	1	0.1	470,618	0.0	22.68	2,167.6
STATE LIFE INS CO	69116	1	0.1	470,018	0.0	22.71	2,170.5
WOODMEN WORLD LIFE INS SOC	57320	1	0.1	431,443	0.0	24.74	2,373.5
STARMOUNT LIFE INS CO	68985	1	0.1	430,121	0.0	24.81	2,381.1
AMERICAN PUBLIC LIFE INS CO	60801	4	0.3	232,718	0.0	183.43	18,242.9
NATIONAL UNION FIRE INS CO OF PITT	19445	3	0.2	225,600	0.0	141.91	14,091.2
LIFE INS CO OF N AMER	65498	1	0.1	143,259	0.0	74.49	7,349.3
UNIFIED LIFE INS CO	11121	1	0.1	141,304	0.0	75.52	7,452.4
HUMANADENTAL INS CO	70580	5	0.3	99,816	0.0	534.57	53,357.4
NATIONAL GUARDIAN LIFE INS CO	66583	1	0.1	88,764	0.0	120.23	11,922.7
FIRST HLTH LIFE & HLTH INS CO	90328	2	0.1	88,342	0.0	241.60	24,060.2
AAA LIFE INS CO	71854	3	0.2	73,167	0.0	437.57	43,656.7
EVEREST REINS CO	26921	1	0.1	55,960	0.0	190.70	18,970.4
COVENTRY HLTH PLAN OF FL INC	95266	1	0.1	39,584	0.0	269.60	26,859.9
NATIONAL HLTH INS CO	82538	1	0.1	36,374	0.0	293.39	29,239.1
CONTINENTAL AMER INS CO	71730	1	0.1	34,977	0.0	305.11	30,410.9
STANDARD SECURITY LIFE INS CO OF N	69078	1	0.1	31,710	0.0	336.54	33,554.4
COVENTRY HLTH & LIFE INS CO	81973	3	0.2	3,632	0.0	8,814.82	881,382.3
SYMETRA LIFE INS CO	68608	1	0.1	3,447	0.0	3,095.97	309,497.1
MAGNA INS CO	61018	1	0.1	628	0.0	16,993.33	1,699,233.2
AETNA BETTER HEALTH INC	14409	2	0.1	0	0.0	.	.
BUPA INS CO	81647	1	0.1	0	0.0	.	.
CARE IMPROVEMENT PLUS S CENTRAL IN	12567	1	0.1	0	0.0	.	.
CAREPLUS HLTH PLANS INC	95092	3	0.2	0	0.0	.	.
COMPANION LIFE INS CO	77828	1	0.1	0	0.0	.	.
FREEDOM HLTH INC	10119	3	0.2	0	0.0	.	.
HEALTH FIRST HLTH PLANS INC	15880	3	0.2	0	0.0	.	.

CONSUMER COMPLAINT INDICES, BY PRODUCT TYPE

Calendar Year 2019

Pursuant to section 624.313(1)(i), FS; Rule 69O-142.002, FAC

COMPANY INFORMATION		CONFIRMED COMPLAINTS		PREMIUMS		COMPLAINT INDEX	
COMPANY	NAIC CODE	(#)	Share of Product Type (%)	(\$)	Share of Product Type (%)	(#)	Deviation from Product Type
INDIVIDUAL ACCIDENT AND HEALTH / CONFIRMED COMPLAINTS = 1,523 / PREMIUMS = \$16,253,170,551 / COMPLAINT INDEX = 1.00							
JOHN HANCOCK LIFE INS CO	65099	1	0.1	0	0.0	.	.
KANAWHA INS CO	65110	5	0.3	0	0.0	.	.
LIBERTY DENTAL PLAN OF FL INC	13761	5	0.3	0	0.0	.	.
LIBERTY MUT INS CO	23043	1	0.1	0	0.0	.	.
LIFESHIELD NATL INS CO	99724	28	1.8	0	0.0	.	.
MMM OF FL INC	16177	2	0.1	0	0.0	.	.
NEIGHBORHOOD HLTH PARTNERSHIP INC	95123	1	0.1	0	0.0	.	.
OPTIMUM HLTHCARE INC	12259	2	0.1	0	0.0	.	.
PENN TREATY NTRK AMER INS CO	63282	1	0.1	0	0.0	.	.
PREFERRED CARE PARTNERS INC	11176	3	0.2	0	0.0	.	.
SECURIAN LIFE INS CO	93742	1	0.1	0	0.0	.	.
SENIOR HLTH INS CO OF PA	76325	8	0.5	0	0.0	.	.
SUNSHINE STATE HLTH PLAN INC	13148	5	0.3	0	0.0	.	.
UNDERWRITERS AT LLOYDS LONDON	15642	1	0.1	0	0.0	.	.
UNITED STATES FIRE INS CO	21113	1	0.1	0	0.0	.	.
UNITEDHEALTHCARE INS CO	79413	36	2.4	0	0.0	.	.
WELL CARE HLTH INS OF AZ INC	83445	1	0.1	0	0.0	.	.
AETNA HLTH INC FL CORP	95088	5	0.3	-85,946	.	.	.

COMPANY INFORMATION		CONFIRMED COMPLAINTS		PREMIUMS		COMPLAINT INDEX	
COMPANY	NAIC CODE	(#)	Share of Product Type (%)	(\$)	Share of Product Type (%)	(#)	Deviation from Product Type
INDIVIDUAL ANNUITY / CONFIRMED COMPLAINTS = 120 / PREMIUMS = \$17,701,452,001 / COMPLAINT INDEX = 1.00							
ALL COMPANIES WITH ZERO COMPLAINTS		0	0.0	3,798,693,158	21.5	0.00	-100.0
JACKSON NATL LIFE INS CO	65056	4	3.3	1,477,911,467	8.3	0.40	-60.1
LINCOLN NATL LIFE INS CO	65676	2	1.7	1,352,941,774	7.6	0.22	-78.2
AMERICAN GEN LIFE INS CO	60488	6	5.0	1,060,298,799	6.0	0.83	-16.5
ALLIANZ LIFE INS CO OF N AMER	90611	12	10.0	944,901,170	5.3	1.87	87.3
FORETHOUGHT LIFE INS CO	91642	3	2.5	820,630,980	4.6	0.54	-46.1
NEW YORK LIFE INS & ANN CORP	91596	2	1.7	659,427,057	3.7	0.45	-55.3
EQUITABLE FINANCIAL LIFE INS CO	62944	1	0.8	653,531,071	3.7	0.23	-77.4
PACIFIC LIFE INS CO	67466	2	1.7	638,762,441	3.6	0.46	-53.8
PRUCO LIFE INS CO	79227	1	0.8	604,061,914	3.4	0.24	-75.6
ATHENE ANN & LIFE CO	61689	9	7.5	573,434,834	3.2	2.32	131.5
BRIGHTHOUSE LIFE INS CO	87726	3	2.5	538,834,625	3.0	0.82	-17.9
NATIONWIDE LIFE & ANN INS CO	92657	1	0.8	448,342,764	2.5	0.33	-67.1
GREAT AMER LIFE INS CO	63312	1	0.8	384,701,644	2.2	0.38	-61.7
NATIONWIDE LIFE INS CO	66869	2	1.7	359,040,902	2.0	0.82	-17.8
SYMETRA LIFE INS CO	68608	2	1.7	352,441,644	2.0	0.84	-16.3
AMERICAN EQUITY INVEST LIFE INS CO	92738	2	1.7	308,794,855	1.7	0.96	-4.5
TRANSAMERICA LIFE INS CO	86231	3	2.5	291,507,609	1.6	1.52	51.8
FIDELITY & GUAR LIFE INS CO	63274	6	5.0	269,692,722	1.5	3.28	228.2
NORTH AMER CO LIFE & HLTH INS	66974	6	5.0	210,495,509	1.2	4.20	320.5
SECURITY BENEFIT LIFE INS CO	68675	5	4.2	209,231,816	1.2	3.53	252.5
PROTECTIVE LIFE INS CO	68136	3	2.5	195,260,343	1.1	2.27	126.6
SENTINEL SECURITY LIFE INS CO	68802	2	1.7	186,123,389	1.1	1.59	58.5
LIFE INS CO OF THE SOUTHWEST	65528	5	4.2	160,729,531	0.9	4.59	358.9
DELAWARE LIFE INS CO	79065	5	4.2	157,822,086	0.9	4.67	367.3
BANKERS LIFE & CAS CO	61263	2	1.7	146,291,664	0.8	2.02	101.7
ATLANTIC COAST LIFE INS CO	61115	1	0.8	137,473,477	0.8	1.07	7.3
EQUITRUST LIFE INS CO	62510	1	0.8	122,764,598	0.7	1.20	20.2
RELIANCE STANDARD LIFE INS CO	68381	1	0.8	87,138,048	0.5	1.69	69.3
AMERICAN NATL INS CO	60739	2	1.7	74,438,447	0.4	3.96	296.3
PRUDENTIAL ANN LIFE ASSUR CORP	86630	1	0.8	72,767,220	0.4	2.03	102.7
USAA LIFE INS CO	69663	1	0.8	67,438,601	0.4	2.19	118.7
GUGGENHEIM LIFE & ANN CO	83607	1	0.8	65,228,970	0.4	2.26	126.1

CONSUMER COMPLAINT INDICES, BY PRODUCT TYPE

Calendar Year 2019

Pursuant to section 624.313(1)(i), FS; Rule 69O-142.002, FAC

COMPANY INFORMATION		CONFIRMED COMPLAINTS		PREMIUMS		COMPLAINT INDEX	
COMPANY	NAIC CODE	(#)	Share of Product Type (%)	(\$)	Share of Product Type (%)	(#)	Deviation from Product Type
INDIVIDUAL ANNUITY / CONFIRMED COMPLAINTS = 120 / PREMIUMS = \$17,701,452,001 / COMPLAINT INDEX = 1.00							
INTEGRITY LIFE INS CO	74780	1	0.8	45,214,778	0.3	3.26	226.2
NASSAU LIFE & ANN CO	93734	1	0.8	44,579,567	0.3	3.31	230.9
AMERITAS LIFE INS CORP	61301	1	0.8	43,133,055	0.2	3.42	242.0
PHL VARIABLE INS CO	93548	1	0.8	28,746,735	0.2	5.13	413.1
AAA LIFE INS CO	71854	1	0.8	27,095,119	0.2	5.44	444.4
GUARDIAN INS & ANN CO INC	78778	1	0.8	26,377,181	0.1	5.59	459.2
NATIONAL WESTERN LIFE INS CO	66850	2	1.7	23,545,098	0.1	12.53	1,153.0
ELCO MUT LIFE & ANN	84174	1	0.8	9,966,790	0.1	14.80	1,380.0
METROPOLITAN LIFE INS CO	65978	2	1.7	8,343,746	0.0	35.36	3,435.9
UNITED AMER INS CO	92916	1	0.8	5,536,292	0.0	26.64	2,564.5
VENERABLE INS & ANN CO	80942	2	1.7	4,349,610	0.0	67.83	6,682.8
COMMONWEALTH ANN & LIFE INS CO	84824	1	0.8	2,000,704	0.0	73.73	7,273.0
UKRAINIAN NATL ASSN INC	57215	1	0.8	512,259	0.0	287.96	28,696.4
ATHENE ANNUITY & LIFE ASSUR CO	61492	1	0.8	397,781	0.0	370.84	36,983.7
MUTUAL OF AMER LIFE INS CO	88668	1	0.8	313,205	0.0	470.98	46,997.6
WASHINGTON NATL INS CO	70319	1	0.8	171,985	0.0	857.70	85,670.3
WILCO LIFE INS CO	65900	1	0.8	12,967	0.0	11,375.96	1,137,496.2
BANKERS LIFE INS CO	81043	1	0.8	0	0.0	.	.
CONSECO INS CO	60682	1	0.8	0	0.0	.	.

COMPANY INFORMATION		CONFIRMED COMPLAINTS		PREMIUMS		COMPLAINT INDEX	
COMPANY	NAIC CODE	(#)	Share of Product Type (%)	(\$)	Share of Product Type (%)	(#)	Deviation from Product Type
INDIVIDUAL LIFE / CONFIRMED COMPLAINTS = 1,058 / PREMIUMS = \$9,106,626,913 / COMPLAINT INDEX = 1.00							
ALL COMPANIES WITH ZERO COMPLAINTS		0	0.0	1,273,775,021	14.0	0.00	-100.0
LINCOLN NATL LIFE INS CO	65676	8	0.8	794,130,358	8.7	0.09	-91.3
NORTHWESTERN MUT LIFE INS CO	67091	3	0.3	725,286,255	8.0	0.04	-96.4
MASSACHUSETTS MUT LIFE INS CO	65935	4	0.4	531,569,910	5.8	0.06	-93.5
JOHN HANCOCK LIFE INS CO USA	65838	6	0.6	387,939,397	4.3	0.13	-86.7
TRANSAMERICA LIFE INS CO	86231	18	1.7	307,560,291	3.4	0.50	-49.6
PRUCO LIFE INS CO	79227	4	0.4	307,321,794	3.4	0.11	-88.8
PACIFIC LIFE INS CO	67466	1	0.1	304,506,445	3.3	0.03	-97.2
NEW YORK LIFE INS CO	66915	14	1.3	257,553,879	2.8	0.47	-53.2
GUARDIAN LIFE INS CO OF AMER	64246	2	0.2	257,357,225	2.8	0.07	-93.3
STATE FARM LIFE INS CO	69108	7	0.7	250,773,024	2.8	0.24	-76.0
AMERICAN GEN LIFE INS CO	60488	58	5.5	248,404,145	2.7	2.01	101.0
PRIMERICA LIFE INS CO	65919	9	0.9	184,113,701	2.0	0.42	-57.9
BRIGHTHOUSE LIFE INS CO	87726	8	0.8	161,593,237	1.8	0.43	-57.4
MIDLAND NATL LIFE INS CO	66044	3	0.3	158,349,274	1.7	0.16	-83.7
EQUITABLE FINANCIAL LIFE INS CO	62944	2	0.2	151,492,786	1.7	0.11	-88.6
UNITED OF OMAHA LIFE INS CO	69868	16	1.5	131,659,459	1.4	1.05	4.6
METROPOLITAN LIFE INS CO	65978	34	3.2	129,013,365	1.4	2.27	126.8
NEW YORK LIFE INS & ANN CORP	91596	4	0.4	120,556,018	1.3	0.29	-71.4
PROTECTIVE LIFE INS CO	68136	4	0.4	113,000,704	1.2	0.30	-69.5
MINNESOTA LIFE INS CO	66168	4	0.4	104,561,478	1.1	0.33	-67.1
TRANSAMERICA PREMIER LIFE INS CO	66281	14	1.3	102,581,773	1.1	1.17	17.5
LIFE INS CO OF THE SOUTHWEST	65528	3	0.3	96,373,921	1.1	0.27	-73.2
NATIONWIDE LIFE & ANN INS CO	92657	1	0.1	88,299,643	1.0	0.10	-90.3
LINCOLN BENEFIT LIFE CO	65595	4	0.4	81,042,174	0.9	0.42	-57.5
ALLIANZ LIFE INS CO OF N AMER	90611	3	0.3	78,445,231	0.9	0.33	-67.1
BANNER LIFE INS CO	94250	2	0.2	75,481,960	0.8	0.23	-77.2
TALCOTT RESOLUTION LIFE & ANN INS	71153	4	0.4	67,633,787	0.7	0.51	-49.1
SECURITY LIFE OF DENVER INS CO	68713	1	0.1	67,142,857	0.7	0.13	-87.2
RELIASTAR LIFE INS CO	67105	3	0.3	66,599,229	0.7	0.39	-61.2
GENWORTH LIFE & ANN INS CO	65536	1	0.1	64,268,195	0.7	0.13	-86.6
SYMETRA LIFE INS CO	68608	1	0.1	63,492,178	0.7	0.14	-86.4

CONSUMER COMPLAINT INDICES, BY PRODUCT TYPE

Calendar Year 2019

Pursuant to section 624.313(1)(i), FS; Rule 69O-142.002, FAC

COMPANY INFORMATION		CONFIRMED COMPLAINTS		PREMIUMS		COMPLAINT INDEX	
COMPANY	NAIC CODE	(#)	Share of Product Type (%)	(\$)	Share of Product Type (%)	(#)	Deviation from Product Type
INDIVIDUAL LIFE / CONFIRMED COMPLAINTS = 1,058 / PREMIUMS = \$9,106,626,913 / COMPLAINT INDEX = 1.00							
NORTH AMER CO LIFE & HLTH INS	66974	1	0.1	60,203,316	0.7	0.14	-85.7
LINCOLN HERITAGE LIFE INS CO	65927	9	0.9	56,001,995	0.6	1.38	38.3
OHIO NATL LIFE INS CO	67172	2	0.2	54,013,746	0.6	0.32	-68.1
AMERICAN INCOME LIFE INS CO	60577	6	0.6	50,851,043	0.6	1.02	1.6
INDEPENDENT ORDER OF FORESTERS US	58068	12	1.1	50,339,579	0.6	2.05	105.2
PRINCIPAL LIFE INS CO	61271	2	0.2	48,726,053	0.5	0.35	-64.7
ACCORDIA LIFE & ANN CO	62200	10	0.9	48,586,753	0.5	1.77	77.2
JACKSON NATL LIFE INS CO	65056	14	1.3	48,174,377	0.5	2.50	150.1
PRUDENTIAL INS CO OF AMER	68241	11	1.0	47,746,093	0.5	1.98	98.3
BANKERS LIFE & CAS CO	61263	7	0.7	44,544,114	0.5	1.35	35.3
AMERICAN NATL INS CO	60739	5	0.5	42,784,619	0.5	1.01	0.6
SOUTHERN FARM BUREAU LIFE INS CO	68896	2	0.2	40,328,763	0.4	0.43	-57.3
LIBERTY NATL LIFE INS CO	65331	12	1.1	38,129,906	0.4	2.71	170.9
GLOBE LIFE & ACCIDENT INS CO	91472	7	0.7	36,421,587	0.4	1.65	65.4
KNIGHTS OF COLUMBUS	58033	1	0.1	35,929,647	0.4	0.24	-76.0
NATIONWIDE LIFE INS CO	66869	1	0.1	34,976,415	0.4	0.25	-75.4
NATIONAL LIFE INS CO	66680	6	0.6	33,552,227	0.4	1.54	53.9
GERBER LIFE INS CO	70939	2	0.2	31,317,140	0.3	0.55	-45.0
WEST COAST LIFE INS CO	70335	1	0.1	29,472,419	0.3	0.29	-70.8
AAA LIFE INS CO	71854	2	0.2	29,466,183	0.3	0.58	-41.6
ALLSTATE LIFE INS CO	60186	7	0.7	27,596,729	0.3	2.18	118.3
AMERICO FIN LIFE & ANN INS CO	61999	3	0.3	25,032,929	0.3	1.03	3.2
FIDELITY & GUAR LIFE INS CO	63274	1	0.1	23,753,098	0.3	0.36	-63.8
NATIONAL GUARDIAN LIFE INS CO	66583	2	0.2	22,018,825	0.2	0.78	-21.8
UNITED INS CO OF AMER	69930	8	0.8	21,843,244	0.2	3.15	215.2
PHL VARIABLE INS CO	93548	2	0.2	20,701,608	0.2	0.83	-16.8
WESTERN SOUTHERN LIFE ASSUR CO	92622	3	0.3	20,343,862	0.2	1.27	26.9
ALLSTATE ASSUR CO	70866	1	0.1	19,916,413	0.2	0.43	-56.8
PROVIDENT LIFE & ACCIDENT INS CO	68195	1	0.1	16,812,083	0.2	0.51	-48.8
COLUMBIAN LIFE INS CO	76023	2	0.2	15,492,277	0.2	1.11	11.1
COLONIAL PENN LIFE INS CO	62065	2	0.2	15,320,919	0.2	1.12	12.4
AMERICAN FAMILY LIFE ASSUR CO OF C	60380	2	0.2	14,757,611	0.2	1.17	16.7
AMERICAN HERITAGE LIFE INS CO	60534	5	0.5	13,653,495	0.1	3.15	215.2
WOODMEN WORLD LIFE INS SOC	57320	1	0.1	13,609,062	0.1	0.63	-36.8
MUTUAL TRUST LIFE INS CO A PAN AME	66427	1	0.1	11,875,964	0.1	0.72	-27.5
NEW ENGLAND LIFE INS CO	91626	1	0.1	10,225,835	0.1	0.84	-15.8
WILCO LIFE INS CO	65900	10	0.9	10,108,281	0.1	8.52	751.5
FIDELITY LIFE ASSN A LEGAL RESERVE	63290	2	0.2	9,271,175	0.1	1.86	85.7
PHYSICIANS LIFE INS CO	72125	1	0.1	9,175,231	0.1	0.94	-6.2
UNITED STATES LIFE INS CO IN THE C	70106	2	0.2	8,747,358	0.1	1.97	96.8
MONY LIFE INS CO	66370	1	0.1	8,138,679	0.1	1.06	5.8
SENIOR LIFE INS CO	78662	2	0.2	8,046,248	0.1	2.14	113.9
RELIASTAR LIFE INS CO OF NY	61360	1	0.1	7,675,582	0.1	1.12	12.1
WESTERN & SOUTHERN LIFE INS CO	70483	6	0.6	7,508,633	0.1	6.88	587.8
TALCOTT RESOLUTION LIFE INS CO	88072	2	0.2	6,913,524	0.1	2.49	149.0
US FINANCIAL LIFE INS CO	84530	1	0.1	6,758,664	0.1	1.27	27.4
UNITED HOME LIFE INS CO	69922	2	0.2	6,523,143	0.1	2.64	163.9
CONNECTICUT GEN LIFE INS CO	62308	1	0.1	6,356,854	0.1	1.35	35.4
PIONEER SECURITY LIFE INS CO	67946	1	0.1	6,294,366	0.1	1.37	36.7
ATHENE ANN & LIFE CO	61689	6	0.6	5,730,119	0.1	9.01	801.3
FIRST PENN PACIFIC LIFE INS CO	67652	2	0.2	5,406,831	0.1	3.18	218.4
WASHINGTON NATL INS CO	70319	8	0.8	5,119,282	0.1	13.45	1,245.1
LIBERTY BANKERS LIFE INS CO	68543	2	0.2	4,125,430	0.0	4.17	317.3
ATHENE ANNUITY & LIFE ASSUR CO	61492	2	0.2	3,605,083	0.0	4.78	377.5
LUMICO LIFE INS CO	73504	3	0.3	3,545,311	0.0	7.28	628.3
WILTON REASSUR LIFE CO OF NY	60704	1	0.1	3,517,636	0.0	2.45	144.7
AMERICAN CONTINENTAL INS CO	12321	2	0.2	3,356,116	0.0	5.13	412.9

CONSUMER COMPLAINT INDICES, BY PRODUCT TYPE

Calendar Year 2019

Pursuant to section 624.313(1)(i), FS; Rule 69O-142.002, FAC

COMPANY INFORMATION		CONFIRMED COMPLAINTS		PREMIUMS		COMPLAINT INDEX	
COMPANY	NAIC CODE	(#)	Share of Product Type (%)	(\$)	Share of Product Type (%)	(#)	Deviation from Product Type
INDIVIDUAL LIFE / CONFIRMED COMPLAINTS = 1,058 / PREMIUMS = \$9,106,626,913 / COMPLAINT INDEX = 1.00							
COMBINED INS CO OF AMER	62146	1	0.1	3,291,487	0.0	2.62	161.5
AMERICAN BANKERS LIFE ASSUR CO OF	60275	3	0.3	3,089,323	0.0	8.36	735.9
OCCIDENTAL LIFE INS CO OF NC	67148	2	0.2	3,038,260	0.0	5.67	466.6
DIRECT GEN LIFE INS CO	97705	1	0.1	2,969,340	0.0	2.90	189.9
5 STAR LIFE INS CO	77879	1	0.1	2,802,225	0.0	3.07	207.2
COMMONWEALTH ANN & LIFE INS CO	84824	1	0.1	2,716,587	0.0	3.17	216.8
PIONEER AMER INS CO	67873	1	0.1	2,344,896	0.0	3.67	267.1
FIRST ALLMERICA FIN LIFE INS CO	69140	1	0.1	2,341,553	0.0	3.68	267.6
COTTON STATES LIFE INS CO	62537	1	0.1	2,331,120	0.0	3.69	269.2
OHIO STATE LIFE INS CO	67180	1	0.1	2,159,154	0.0	3.99	298.6
UNION SECURITY INS CO	70408	2	0.2	2,071,530	0.0	8.31	731.0
UNITED AMER INS CO	92916	1	0.1	1,934,240	0.0	4.45	345.0
AETNA LIFE INS CO	60054	1	0.1	1,887,707	0.0	4.56	356.0
SENTINEL SECURITY LIFE INS CO	68802	1	0.1	1,881,754	0.0	4.57	357.4
GREAT WESTERN INS CO	71480	2	0.2	1,877,369	0.0	9.17	817.0
MML BAY STATE LIFE INS CO	70416	1	0.1	1,873,560	0.0	4.59	359.4
NASSAU LIFE INS CO OF TEXAS	62359	1	0.1	1,716,606	0.0	5.01	401.4
FORESTERS LIFE INS AND ANNUITY CO	63495	3	0.3	1,646,133	0.0	15.69	1,468.7
ATHENE LIFE INS CO OF NY	63932	1	0.1	1,558,026	0.0	5.52	452.5
SETTLERS LIFE INS CO	97241	1	0.1	1,459,556	0.0	5.90	489.7
AMERICAN HLTH & LIFE INS CO	60518	1	0.1	1,433,287	0.0	6.01	500.5
PAVONIA LIFE INS CO OF MI	93777	1	0.1	1,228,756	0.0	7.00	600.5
DELAWARE LIFE INS CO	79065	2	0.2	991,221	0.0	17.37	1,636.7
EQUITRUST LIFE INS CO	62510	1	0.1	988,457	0.0	8.71	770.8
ENCOVA LIFE INS CO	66311	1	0.1	979,942	0.0	8.78	778.4
VENERABLE INS & ANN CO	80942	1	0.1	792,918	0.0	10.86	985.5
STANDARD LIFE & CAS INS CO	71706	2	0.2	785,870	0.0	21.91	2,090.5
STATE MUT INS CO	69132	1	0.1	777,282	0.0	11.07	1,007.4
INVESTORS LIFE INS CO N AMER	63487	3	0.3	758,498	0.0	34.04	3,304.4
PROFESSIONAL INS CO	68047	3	0.3	717,946	0.0	35.97	3,496.7
UNUM LIFE INS CO OF AMER	62235	1	0.1	706,934	0.0	12.18	1,117.6
FIDELITY INVESTMENTS LIFE INS CO	93696	1	0.1	643,377	0.0	13.38	1,237.8
NASSAU LIFE & ANN CO	93734	1	0.1	626,084	0.0	13.75	1,274.8
LIFE INS CO OF N AMER	65498	1	0.1	499,043	0.0	17.25	1,624.8
LOYAL AMER LIFE INS CO	65722	1	0.1	409,130	0.0	21.04	2,003.8
AMERICAN GEN LIFE INS CO	60488	58	5.5	406,038	0.0	1,229.51	122,851.3
STATE FARM LIFE INS CO	69108	7	0.7	402,779	0.0	149.59	14,859.0
GLOBE LIFE & ACCIDENT INS CO	91472	7	0.7	391,316	0.0	153.97	15,297.2
PAUL REVERE LIFE INS CO	67598	1	0.1	319,846	0.0	26.91	2,591.1
NORTHWESTERN MUT LIFE INS CO	67091	3	0.3	317,737	0.0	81.27	8,026.9
TRUSTMARK INS CO	61425	1	0.1	258,954	0.0	33.24	3,223.9
PRUDENTIAL INS CO OF AMER	68241	11	1.0	217,089	0.0	436.14	43,514.1
METROPOLITAN LIFE INS CO	65978	34	3.2	194,814	0.0	1,502.21	150,121.0
UNITED OF OMAHA LIFE INS CO	69868	16	1.5	191,389	0.0	719.57	71,857.3
GERBER LIFE INS CO	70939	2	0.2	188,370	0.0	91.39	9,038.8
AMERICAN NATL LIFE INS CO OF TX	71773	2	0.2	185,679	0.0	92.71	9,171.3
PRIMERICA LIFE INS CO	65919	9	0.9	183,287	0.0	422.65	42,165.2
NEW YORK LIFE INS CO	66915	14	1.3	176,113	0.0	684.24	68,324.0
TRANSAMERICA PREMIER LIFE INS CO	66281	14	1.3	167,587	0.0	719.05	71,805.1
UNIFIED LIFE INS CO	11121	1	0.1	163,408	0.0	52.67	5,167.4
AMERICAN INCOME LIFE INS CO	60577	6	0.6	132,994	0.0	388.32	38,732.1
LIBERTY NATL LIFE INS CO	65331	12	1.1	129,381	0.0	798.33	79,733.0
CENTRAL STATES H & L CO OF OMAHA	61751	1	0.1	122,677	0.0	70.16	6,916.3
TRANSAMERICA LIFE INS CO	86231	18	1.7	121,986	0.0	1,270.09	126,909.0
UNITED INS CO OF AMER	69930	8	0.8	112,951	0.0	609.64	60,863.8
LINCOLN HERITAGE LIFE INS CO	65927	9	0.9	104,061	0.0	744.43	74,343.4
MASSACHUSETTS MUT LIFE INS CO	65935	4	0.4	95,934	0.0	358.89	35,788.8

CONSUMER COMPLAINT INDICES, BY PRODUCT TYPE

Calendar Year 2019

Pursuant to section 624.313(1)(i), FS; Rule 69O-142.002, FAC

COMPANY INFORMATION		CONFIRMED COMPLAINTS		PREMIUMS		COMPLAINT INDEX	
COMPANY	NAIC CODE	(#)	Share of Product Type (%)	(\$)	Share of Product Type (%)	(#)	Deviation from Product Type
INDIVIDUAL LIFE / CONFIRMED COMPLAINTS = 1,058 / PREMIUMS = \$9,106,626,913 / COMPLAINT INDEX = 1.00							
MUTUAL SAVINGS LIFE INS CO	66397	1	0.1	93,661	0.0	91.90	9,089.9
PRUCO LIFE INS CO	79227	4	0.4	91,125	0.0	377.83	37,682.8
JOHN HANCOCK LIFE INS CO USA	65838	6	0.6	89,705	0.0	575.71	57,471.4
PROTECTIVE LIFE INS CO	68136	4	0.4	86,599	0.0	397.57	39,657.5
LINCOLN NATL LIFE INS CO	65676	8	0.8	83,450	0.0	825.15	82,415.5
BRIGHTHOUSE LIFE INS CO	87726	8	0.8	70,794	0.0	972.67	97,167.0
JACKSON NATL LIFE INS CO	65056	14	1.3	70,251	0.0	1,715.33	171,432.9
BANNER LIFE INS CO	94250	2	0.2	67,943	0.0	253.37	25,237.1
GENWORTH LIFE & ANN INS CO	65536	1	0.1	63,906	0.0	134.69	13,368.8
PROVIDENT LIFE & ACCIDENT INS CO	68195	1	0.1	62,731	0.0	137.21	13,621.1
LINCOLN BENEFIT LIFE CO	65595	4	0.4	62,493	0.0	550.94	54,993.5
AMERICAN NATL INS CO	60739	5	0.5	61,711	0.0	697.40	69,639.6
RELIASTAR LIFE INS CO	67105	3	0.3	58,580	0.0	440.80	43,980.2
INDEPENDENT ORDER OF FORESTERS US	58068	12	1.1	58,454	0.0	1,767.01	176,601.0
SOUTHERN FARM BUREAU LIFE INS CO	68896	2	0.2	58,167	0.0	295.95	29,495.5
BANKERS LIFE & CAS CO	61263	7	0.7	51,832	0.0	1,162.44	116,144.4
NATIONAL GUARDIAN LIFE INS CO	66583	2	0.2	51,425	0.0	334.76	33,375.5
GUARDIAN LIFE INS CO OF AMER	64246	2	0.2	51,183	0.0	336.34	33,533.8
KNIGHTS OF COLUMBUS	58033	1	0.1	45,103	0.0	190.84	18,983.9
PRUDENTIAL ANN LIFE ASSUR CORP	86630	1	0.1	44,810	0.0	192.09	19,108.7
MIDLAND NATL LIFE INS CO	66044	3	0.3	42,477	0.0	607.91	60,691.0
LIFE INS CO OF THE SOUTHWEST	65528	3	0.3	39,814	0.0	648.57	64,757.1
EQUITABLE FINANCIAL LIFE INS CO	62944	2	0.2	39,557	0.0	435.19	43,419.0
ALLSTATE LIFE INS CO	60186	7	0.7	38,933	0.0	1,547.58	154,657.6
AMERICO FIN LIFE & ANN INS CO	61999	3	0.3	37,916	0.0	681.04	68,003.7
COLONIAL PENN LIFE INS CO	62065	2	0.2	35,827	0.0	480.50	47,949.8
AAA LIFE INS CO	71854	2	0.2	34,126	0.0	504.45	50,344.8
AMERICAN FAMILY LIFE ASSUR CO OF C	60380	2	0.2	33,673	0.0	511.23	51,023.4
TALCOTT RESOLUTION LIFE INS CO	88072	2	0.2	31,255	0.0	550.79	54,978.5
WOODMEN WORLD LIFE INS SOC	57320	1	0.1	29,761	0.0	289.22	28,821.7
WESTERN & SOUTHERN LIFE INS CO	70483	6	0.6	28,563	0.0	1,808.09	180,708.7
ALLIANZ LIFE INS CO OF N AMER	90611	3	0.3	28,189	0.0	916.04	91,503.8
COLUMBIAN LIFE INS CO	76023	2	0.2	27,953	0.0	615.85	61,484.8
AMERICAN HERITAGE LIFE INS CO	60534	5	0.5	26,988	0.0	1,594.67	159,367.1
NATIONWIDE LIFE INS CO	66869	1	0.1	25,304	0.0	340.16	33,916.0
NEW YORK LIFE INS & ANN CORP	91596	4	0.4	23,271	0.0	1,479.51	147,850.6
WEST COAST LIFE INS CO	70335	1	0.1	22,966	0.0	374.79	37,378.9
FIDELITY & GUAR LIFE INS CO	63274	1	0.1	22,723	0.0	378.80	37,779.7
PACIFIC LIFE INS CO	67466	1	0.1	22,546	0.0	381.77	38,077.1
NORTH AMER CO LIFE & HLTH INS	66974	1	0.1	22,084	0.0	389.76	38,875.7
ALLSTATE ASSUR CO	70866	1	0.1	21,235	0.0	405.34	40,434.0
PHYSICIANS LIFE INS CO	72125	1	0.1	20,838	0.0	413.06	41,206.3
PRINCIPAL LIFE INS CO	61271	2	0.2	17,959	0.0	958.56	95,756.1
DIRECT GEN LIFE INS CO	97705	1	0.1	17,923	0.0	480.24	47,924.3
MINNESOTA LIFE INS CO	66168	4	0.4	16,502	0.0	2,086.39	208,538.9
TALCOTT RESOLUTION LIFE & ANN INS	71153	4	0.4	15,587	0.0	2,208.87	220,786.6
WASHINGTON NATL INS CO	70319	8	0.8	14,864	0.0	4,632.61	463,161.5
WILCO LIFE INS CO	65900	10	0.9	14,840	0.0	5,800.13	579,913.3
SYMETRA LIFE INS CO	68608	1	0.1	14,825	0.0	580.60	57,960.0
SENIOR LIFE INS CO	78662	2	0.2	14,524	0.0	1,185.27	118,426.5
MONY LIFE INS CO	66370	1	0.1	13,898	0.0	619.33	61,832.6
NATIONWIDE LIFE & ANN INS CO	92657	1	0.1	12,851	0.0	669.78	66,878.4
FIDELITY LIFE ASSN A LEGAL RESERVE	63290	2	0.2	12,762	0.0	1,348.91	134,791.0
LIBERTY BANKERS LIFE INS CO	68543	2	0.2	12,297	0.0	1,399.92	139,891.8
WESTERN SOUTHERN LIFE ASSUR CO	92622	3	0.3	12,170	0.0	2,121.79	212,079.1
ACCORDIA LIFE & ANN CO	62200	10	0.9	11,843	0.0	7,267.92	726,692.0
NATIONAL LIFE INS CO	66680	6	0.6	10,434	0.0	4,949.62	494,862.5

CONSUMER COMPLAINT INDICES, BY PRODUCT TYPE

Calendar Year 2019

Pursuant to section 624.313(1)(i), FS; Rule 69O-142.002, FAC

COMPANY INFORMATION		CONFIRMED COMPLAINTS		PREMIUMS		COMPLAINT INDEX	
COMPANY	NAIC CODE	(#)	Share of Product Type (%)	(\$)	Share of Product Type (%)	(#)	Deviation from Product Type
INDIVIDUAL LIFE / CONFIRMED COMPLAINTS = 1,058 / PREMIUMS = \$9,106,626,913 / COMPLAINT INDEX = 1.00							
SECURITY LIFE OF DENVER INS CO	68713	1	0.1	9,430	0.0	912.77	91,176.8
PIONEER SECURITY LIFE INS CO	67946	1	0.1	9,329	0.0	922.65	92,165.0
RELIASTAR LIFE INS CO OF NY	61360	1	0.1	9,162	0.0	939.47	93,846.7
UNITED HOME LIFE INS CO	69922	2	0.2	8,456	0.0	2,035.81	203,480.8
PHL VARIABLE INS CO	93548	2	0.2	8,348	0.0	2,062.15	206,114.6
FIRST PENN PACIFIC LIFE INS CO	67652	2	0.2	7,834	0.0	2,197.45	219,644.6
ATHENE ANNUITY & LIFE ASSUR CO	61492	2	0.2	7,476	0.0	2,302.67	230,167.5
COMBINED INS CO OF AMER	62146	1	0.1	6,663	0.0	1,291.82	129,082.0
UNION SECURITY INS CO	70408	2	0.2	6,299	0.0	2,732.94	273,194.1
AMERICAN HLTH & LIFE INS CO	60518	1	0.1	6,165	0.0	1,396.17	139,517.2
NEW ENGLAND LIFE INS CO	91626	1	0.1	5,974	0.0	1,440.81	143,981.0
OHIO NATL LIFE INS CO	67172	2	0.2	5,626	0.0	3,059.86	305,886.4
UNITED STATES LIFE INS CO IN THE C	70106	2	0.2	5,348	0.0	3,218.92	321,792.2
LUMICO LIFE INS CO	73504	3	0.3	5,214	0.0	4,952.47	495,147.3
ATHENE ANN & LIFE CO	61689	6	0.6	4,816	0.0	10,723.50	1,072,250.2
OCCIDENTAL LIFE INS CO OF NC	67148	2	0.2	4,611	0.0	3,733.42	373,241.9
5 STAR LIFE INS CO	77879	1	0.1	4,427	0.0	1,944.30	194,329.6
COTTON STATES LIFE INS CO	62537	1	0.1	4,278	0.0	2,012.01	201,101.4
MUTUAL TRUST LIFE INS CO A PAN AME	66427	1	0.1	3,859	0.0	2,230.47	222,947.4
PIONEER AMER INS CO	67873	1	0.1	3,483	0.0	2,471.26	247,026.0
NASSAU LIFE INS CO OF TEXAS	62359	1	0.1	3,476	0.0	2,476.24	247,523.6
AMERICAN CONTINENTAL INS CO	12321	2	0.2	3,349	0.0	5,140.28	513,927.9
AMERICAN BANKERS LIFE ASSUR CO OF	60275	3	0.3	3,274	0.0	7,887.05	788,604.8
UNITED AMER INS CO	92916	1	0.1	3,173	0.0	2,712.70	271,170.0
US FINANCIAL LIFE INS CO	84530	1	0.1	3,136	0.0	2,744.71	274,370.6
FORESTERS LIFE INS AND ANNUITY CO	63495	3	0.3	3,105	0.0	8,316.33	831,532.6
COMMONWEALTH ANN & LIFE INS CO	84824	1	0.1	2,996	0.0	2,872.96	287,196.3
SENTINEL SECURITY LIFE INS CO	68802	1	0.1	2,928	0.0	2,939.69	293,868.5
AETNA LIFE INS CO	60054	1	0.1	2,860	0.0	3,009.58	300,858.0
SETTLERS LIFE INS CO	97241	1	0.1	2,803	0.0	3,070.78	306,978.1
OHIO STATE LIFE INS CO	67180	1	0.1	2,766	0.0	3,111.86	311,085.7
PROFESSIONAL INS CO	68047	3	0.3	2,706	0.0	9,542.57	954,157.0
LOYAL AMER LIFE INS CO	65722	1	0.1	2,671	0.0	3,222.54	322,153.8
GREAT WESTERN INS CO	71480	2	0.2	2,539	0.0	6,780.15	677,914.8
FIRST ALLMERICA FIN LIFE INS CO	69140	1	0.1	2,524	0.0	3,410.22	340,922.1
WILTON REASSUR LIFE CO OF NY	60704	1	0.1	2,407	0.0	3,575.99	357,498.6
CONNECTICUT GEN LIFE INS CO	62308	1	0.1	2,303	0.0	3,737.47	373,647.2
MUTUAL SAVINGS LIFE INS CO	66397	1	0.1	2,089	0.0	4,120.34	411,934.4
ENCOVA LIFE INS CO	66311	1	0.1	1,762	0.0	4,885.02	488,401.6
INVESTORS LIFE INS CO N AMER	63487	3	0.3	1,738	0.0	14,857.42	1,485,641.9
STATE MUT INS CO	69132	1	0.1	1,700	0.0	5,063.18	506,217.5
EQUITRUST LIFE INS CO	62510	1	0.1	1,593	0.0	5,403.26	540,226.3
PAVONIA LIFE INS CO OF MI	93777	1	0.1	1,474	0.0	5,839.48	583,848.3
VENERABLE INS & ANN CO	80942	1	0.1	1,368	0.0	6,291.96	629,095.7
MML BAY STATE LIFE INS CO	70416	1	0.1	1,344	0.0	6,404.31	640,331.4
UNUM LIFE INS CO OF AMER	62235	1	0.1	1,339	0.0	6,428.23	642,722.8
STANDARD LIFE & CAS INS CO	71706	2	0.2	1,318	0.0	13,061.30	1,306,030.2
DELAWARE LIFE INS CO	79065	2	0.2	993	0.0	17,336.15	1,733,514.9
NASSAU LIFE & ANN CO	93734	1	0.1	932	0.0	9,235.41	923,440.5
PAUL REVERE LIFE INS CO	67598	1	0.1	905	0.0	9,510.94	950,993.7
UNIFIED LIFE INS CO	11121	1	0.1	805	0.0	10,692.42	1,069,142.0
FIDELITY INVESTMENTS LIFE INS CO	93696	1	0.1	680	0.0	12,657.94	1,265,693.8
TRUSTMARK INS CO	61425	1	0.1	565	0.0	15,234.33	1,523,333.2
ATHENE LIFE INS CO OF NY	63932	1	0.1	513	0.0	16,778.55	1,677,755.3
LIFE INS CO OF N AMER	65498	1	0.1	480	0.0	17,932.08	1,793,107.9
CENTRAL STATES H & L CO OF OMAHA	61751	1	0.1	219	0.0	39,303.19	3,930,218.6
AMERICAN NATL LIFE INS CO OF TX	71773	2	0.2	184	0.0	93,558.67	9,355,767.2

CONSUMER COMPLAINT INDICES, BY PRODUCT TYPE

Calendar Year 2019

Pursuant to section 624.313(1)(i), FS; Rule 69O-142.002, FAC

COMPANY INFORMATION		CONFIRMED COMPLAINTS		PREMIUMS		COMPLAINT INDEX	
COMPANY	NAIC CODE	(#)	Share of Product Type (%)	(\$)	Share of Product Type (%)	(#)	Deviation from Product Type
INDIVIDUAL LIFE / CONFIRMED COMPLAINTS = 1,058 / PREMIUMS = \$9,106,626,913 / COMPLAINT INDEX = 1.00							
PRUDENTIAL ANN LIFE ASSUR CORP	86630	1	0.1	70	0.0	122,962.83	12,296,182.6
SENTINEL AMER LIFE INS CO	77119	1	0.1	48	0.0	179,320.79	17,931,978.8
SENTINEL AMER LIFE INS CO	77119	1	0.1	29	0.0	296,806.82	29,680,582.2
AMERICAN GENERAL LIFE & ACCIDENT I	66672	3	0.3	0	0.0	.	.
AMERICAN GENERAL LIFE & ACCIDENT I	66672	3	0.3	0	0.0	.	.
COLORADO BANKERS LIFE INS CO	84786	1	0.1	0	0.0	.	.
COLORADO BANKERS LIFE INS CO	84786	1	0.1	0	0.0	.	.
JOHN HANCOCK LIFE INS CO	65099	1	0.1	0	0.0	.	.
JOHN HANCOCK LIFE INS CO	65099	1	0.1	0	0.0	.	.
KANAWHA INS CO	65110	1	0.1	0	0.0	.	.
KANAWHA INS CO	65110	1	0.1	0	0.0	.	.
NATIONWIDE LIFE INS CO OF AM	68225	1	0.1	0	0.0	.	.
NATIONWIDE LIFE INS CO OF AM	68225	1	0.1	0	0.0	.	.
PENNSYLVANIA LIFE INS CO	67660	1	0.1	0	0.0	.	.
PENNSYLVANIA LIFE INS CO	67660	1	0.1	0	0.0	.	.
PHYSICIANS MUT INS CO	80578	2	0.2	0	0.0	.	.
PHYSICIANS MUT INS CO	80578	2	0.2	0	0.0	.	.
TRANSAMERICA ADVISORS LIFE INS CO	79022	1	0.1	0	0.0	.	.
TRANSAMERICA ADVISORS LIFE INS CO	79022	1	0.1	0	0.0	.	.
TRITON INS CO	41211	1	0.1	0	0.0	.	.
TRITON INS CO	41211	1	0.1	0	0.0	.	.
UNITEDHEALTHCARE INS CO	79413	1	0.1	0	0.0	.	.
UNITEDHEALTHCARE INS CO	79413	1	0.1	0	0.0	.	.

COMPANY INFORMATION		CONFIRMED COMPLAINTS		PREMIUMS		COMPLAINT INDEX	
COMPANY	NAIC CODE	(#)	Share of Product Type (%)	(\$)	Share of Product Type (%)	(#)	Deviation from Product Type
LONG TERM CARE / CONFIRMED COMPLAINTS = 154 / PREMIUMS = \$693,151,765 / COMPLAINT INDEX = 1.00							
GENWORTH LIFE INS CO	70025	35	22.7	141,070,123	20.4	1.12	11.7
ALL COMPANIES WITH ZERO COMPLAINTS		0		138,281,797	19.9	0.00	-100.0
JOHN HANCOCK LIFE INS CO USA	65838	7	4.5	114,808,238	16.6	0.27	-72.6
BANKERS LIFE & CAS CO	61263	6	3.9	37,960,081	5.5	0.71	-28.9
METROPOLITAN LIFE INS CO	65978	5	3.2	36,779,303	5.3	0.61	-38.8
CONTINENTAL CAS CO	20443	17	11.0	34,818,167	5.0	2.20	119.8
UNUM LIFE INS CO OF AMER	62235	2	1.3	30,875,172	4.5	0.29	-70.8
TRANSAMERICA LIFE INS CO	86231	14	9.1	26,465,328	3.8	2.38	138.1
PRUDENTIAL INS CO OF AMER	68241	4	2.6	23,220,205	3.3	0.78	-22.5
BRIGHTHOUSE LIFE INS CO	87726	5	3.2	20,575,229	3.0	1.09	9.4
MUTUAL OF OMAHA INS CO	71412	1	0.6	18,157,593	2.6	0.25	-75.2
MASSACHUSETTS MUT LIFE INS CO	65935	3	1.9	14,464,423	2.1	0.93	-6.6
CONTINENTAL GEN INS CO	71404	11	7.1	14,281,743	2.1	3.47	246.7
JOHN HANCOCK LIFE & HLTH INS CO	93610	1	0.6	10,403,047	1.5	0.43	-56.7
RIVERSOURCE LIFE INS CO	65005	1	0.6	10,397,231	1.5	0.43	-56.7
ALLIANZ LIFE INS CO OF N AMER	90611	2	1.3	9,716,230	1.4	0.93	-7.4
MEDAMERICA INS CO OF FL	12967	1	0.6	4,057,673	0.6	1.11	10.9
BERKSHIRE LIFE INS CO OF AMER	71714	1	0.6	2,678,406	0.4	1.68	68.0
AMERICAN FAMILY LIFE ASSUR CO OF C	60380	1	0.6	1,438,831	0.2	3.13	212.8
NASSAU LIFE INS CO OF TEXAS	62359	1	0.6	1,131,086	0.2	3.98	297.9
JACKSON NATL LIFE INS CO	65056	2	1.3	726,607	0.1	12.39	1,138.9
STATE LIFE INS CO	69116	1	0.6	463,871	0.1	9.70	870.3
JOHN ALDEN LIFE INS CO	65080	1	0.6	381,381	0.1	11.80	1,080.2
BCBS OF FL	98167	13	8.4	0	0.0	.	.
CMFG LIFE INS CO	62626	2	1.3	0	0.0	.	.
JOHN HANCOCK LIFE INS CO	65099	1	0.6	0	0.0	.	.
KANAWHA INS CO	65110	5	3.2	0	0.0	.	.
LIFE INS CO OF N AMER	65498	1	0.6	0	0.0	.	.
LINCOLN BENEFIT LIFE CO	65595	2	1.3	0	0.0	.	.
SENIOR HLTH INS CO OF PA	76325	7	4.5	0	0.0	.	.
TIME INS CO	69477	1	0.6	0	0.0	.	.

CONSUMER COMPLAINT INDICES, BY PRODUCT TYPE

Calendar Year 2019

Pursuant to section 624.313(1)(i), FS; Rule 69O-142.002, FAC

COMPANY INFORMATION		CONFIRMED COMPLAINTS		PREMIUMS		COMPLAINT INDEX	
COMPANY	NAIC CODE	(#)	Share of Product Type (%)	(\$)	Share of Product Type (%)	(#)	Deviation from Product Type
MEDICAL PROFESSIONAL LIABILITY / CONFIRMED COMPLAINTS = 0 / PREMIUMS = \$647,865,247 / COMPLAINT INDEX = 1.00							
ALL COMPANIES WITH ZERO COMPLAINTS		0		647,865,247	100.0	0.00	-100.0

COMPANY INFORMATION		CONFIRMED COMPLAINTS		PREMIUMS		COMPLAINT INDEX	
COMPANY	NAIC CODE	(#)	Share of Product Type (%)	(\$)	Share of Product Type (%)	(#)	Deviation from Product Type
MEDICARE SUPPLEMENT / CONFIRMED COMPLAINTS = 64 / PREMIUMS = \$2,321,871,467 / COMPLAINT INDEX = 1.00							
UNITEDHEALTHCARE INS CO	79413	9	14.1	1,294,018,851	55.7	0.25	-74.8
BCBS OF FL	98167	11	17.2	466,031,758	20.1	0.86	-14.4
ALL COMPANIES WITH ZERO COMPLAINTS		0	0.0	232,067,193	10.0	0.00	-100.0
UNITED AMER INS CO	92916	3	4.7	162,494,071	7.0	0.67	-33.0
COLONIAL PENN LIFE INS CO	62065	3	4.7	97,481,652	4.2	1.12	11.6
NASSAU LIFE INS CO OF TEXAS	62359	34	53.1	24,066,455	1.0	51.25	5,025.4
UNITED OF OMAHA LIFE INS CO	69868	1	1.6	19,704,587	0.8	1.84	84.1
AMERICAN RETIREMENT LIFE INS CO	88366	2	3.1	13,229,964	0.6	5.48	448.4
HUMANA HLTH INS CO OF FL INC	69671	1	1.6	12,776,936	0.6	2.84	183.9

COMPANY INFORMATION		CONFIRMED COMPLAINTS		PREMIUMS		COMPLAINT INDEX	
COMPANY	NAIC CODE	(#)	Share of Product Type (%)	(\$)	Share of Product Type (%)	(#)	Deviation from Product Type
PRIVATE PASSENGER / CONFIRMED COMPLAINTS = 3,811 / PREMIUMS = \$20,668,273,351 / COMPLAINT INDEX = 1.00							
GEICO GEN INS CO	35882	328	8.6	3,022,234,877	14.6	0.59	-41.1
STATE FARM MUT AUTO INS CO	25178	277	7.3	2,779,851,969	13.4	0.54	-46.0
PROGRESSIVE AMER INS CO	24252	199	5.2	2,349,417,404	11.4	0.46	-54.1
PROGRESSIVE SELECT INS CO	10192	214	5.6	1,861,869,159	9.0	0.62	-37.7
GEICO IND CO	22055	187	4.9	1,495,421,302	7.2	0.68	-32.2
ALLSTATE FIRE & CAS INS CO	29688	120	3.1	1,154,465,337	5.6	0.56	-43.6
GOVERNMENT EMPLOYEES INS CO	22063	78	2.0	796,767,418	3.9	0.53	-46.9
UNITED SERV AUTOMOBILE ASSN	25941	39	1.0	552,471,025	2.7	0.38	-61.7
USAA CAS INS CO	25968	46	1.2	428,842,149	2.1	0.58	-41.8
USAA GEN IND CO	18600	43	1.1	341,483,339	1.7	0.68	-31.7
STANDARD FIRE INS CO	19070	28	0.7	339,519,414	1.6	0.45	-55.3
SECURITY NATL INS CO	33120	95	2.5	332,295,555	1.6	1.55	55.0
ALLSTATE INS CO	19232	41	1.1	309,129,604	1.5	0.72	-28.1
SAFECO INS CO OF IL	39012	42	1.1	301,790,681	1.5	0.75	-24.5
INFINITY AUTO INS CO	11738	101	2.7	279,463,287	1.4	1.96	96.0
SOUTHERN OWNERS INS CO	10190	29	0.8	271,575,354	1.3	0.58	-42.1
UNITED AUTOMOBILE INS CO	35319	319	8.4	227,844,371	1.1	7.59	659.3
ALL COMPANIES WITH ZERO COMPLAINTS		0		224,612,568	1.1	0.00	-100.0
DIRECT GEN INS CO	42781	129	3.4	211,981,543	1.0	3.30	230.0
LM GEN INS CO	36447	39	1.0	209,709,111	1.0	1.01	0.9
ESURANCE PROP & CAS INS CO	30210	25	0.7	204,559,888	1.0	0.66	-33.7
OCEAN HARBOR CAS INS CO	12360	305	8.0	202,491,706	1.0	8.17	716.9
ALLSTATE PROP & CAS INS CO	17230	15	0.4	160,659,904	0.8	0.51	-49.4
FLORIDA FARM BUR GEN INS CO	21817	18	0.5	160,609,762	0.8	0.61	-39.2
GARRISON PROP & CAS INS CO	21253	18	0.5	159,130,073	0.8	0.61	-38.7
FARMERS CAS INS CO	40169	11	0.3	153,114,446	0.7	0.39	-61.0
PEAK PROP & CAS INS CORP	18139	45	1.2	132,504,027	0.6	1.84	84.2
AUTO CLUB INS CO OF FL	12813	17	0.4	121,862,673	0.6	0.76	-24.3
INFINITY IND INS CO	10061	43	1.1	116,987,402	0.6	1.99	99.3
HARTFORD UNDERWRITERS INS CO	30104	17	0.4	116,250,629	0.6	0.79	-20.7
MERCURY IND CO OF AMER	11201	15	0.4	107,022,132	0.5	0.76	-24.0
PERMANENT GEN ASSUR CORP	37648	41	1.1	103,654,708	0.5	2.15	114.5
AUTO CLUB S INS CO	41041	8	0.2	103,449,523	0.5	0.42	-58.1
ALLSTATE IND CO	19240	14	0.4	101,480,038	0.5	0.75	-25.2
AMICA MUT INS CO	19976	6	0.2	90,488,247	0.4	0.36	-64.0
IMPERIAL FIRE & CAS INS CO	44369	53	1.4	80,234,657	0.4	3.58	258.2
STATE FARM FIRE & CAS CO	25143	9	0.2	72,524,610	0.4	0.67	-32.7
FEDERAL INS CO	20281	3	0.1	60,539,328	0.3	0.27	-73.1

CONSUMER COMPLAINT INDICES, BY PRODUCT TYPE

Calendar Year 2019

Pursuant to section 624.313(1)(i), FS; Rule 69O-142.002, FAC

COMPANY INFORMATION		CONFIRMED COMPLAINTS		PREMIUMS		COMPLAINT INDEX	
COMPANY	NAIC CODE	(#)	Share of Product Type (%)	(\$)	Share of Product Type (%)	(#)	Deviation from Product Type
PRIVATE PASSENGER / CONFIRMED COMPLAINTS = 3,811 / PREMIUMS = \$20,668,273,351 / COMPLAINT INDEX = 1.00							
OWNERS INS CO	32700	9	0.2	58,710,849	0.3	0.83	-16.9
INTEGON PREFERRED INS CO	31488	33	0.9	54,315,938	0.3	3.29	229.5
TRAVELERS HOME & MARINE INS CO	27998	3	0.1	52,563,451	0.3	0.31	-69.0
EQUITY INS CO	28746	45	1.2	47,246,153	0.2	5.17	416.5
MGA INS CO INC	40150	28	0.7	40,473,690	0.2	3.75	275.2
STAR CAS INS CO	32387	21	0.6	39,146,852	0.2	2.91	190.9
CENTURY NATL INS CO	26905	76	2.0	36,393,003	0.2	11.33	1,032.6
DEPOSITORS INS CO	42587	4	0.1	36,303,954	0.2	0.60	-40.2
ASSURANCEAMERICA INS CO	11558	18	0.5	32,822,371	0.2	2.97	197.4
LYNDON SOUTHERN INS CO	10051	10	0.3	32,789,856	0.2	1.65	65.4
HARTFORD INS CO OF THE SOUTHEAST	38261	3	0.1	32,113,223	0.2	0.51	-49.3
RESPONSIVE AUTO INS CO	13131	5	0.1	31,582,155	0.2	0.86	-14.1
FIRST ACCEPTANCE INS CO INC	10336	29	0.8	30,469,474	0.1	5.16	416.2
LIBERTY MUT INS CO	23043	14	0.4	27,949,967	0.1	2.72	171.7
ESSENTIA INS CO	37915	3	0.1	27,421,448	0.1	0.59	-40.7
FIRST FLORIDIAN AUTO & HOME INS CO	10647	1	0.0	26,735,736	0.1	0.20	-79.7
FLORIDA FARM BUREAU CAS INS CO	31216	5	0.1	25,399,954	0.1	1.07	6.8
MENDOTA INS CO	33650	9	0.2	25,276,582	0.1	1.93	93.1
AMERICAN FAMILY CONNECT PROP & CAS	29068	3	0.1	23,993,722	0.1	0.68	-32.2
AUTO OWNERS INS CO	18988	3	0.1	21,790,307	0.1	0.75	-25.3
NATIONWIDE INS CO OF AMER	25453	3	0.1	21,131,585	0.1	0.77	-23.0
PROPERTY & CAS INS CO OF HARTFORD	34690	2	0.1	20,027,079	0.1	0.54	-45.8
HARTFORD INS CO OF THE MIDWEST	37478	2	0.1	16,256,926	0.1	0.67	-33.3
MAPFRE INS CO OF FL	34932	8	0.2	15,910,481	0.1	2.73	172.7
HORACE MANN PROP & CAS INS CO	22756	4	0.1	15,059,069	0.1	1.44	44.1
AVENTUS INS CO	22390	39	1.0	14,092,217	0.1	15.01	1,400.9
FARMERS INS EXCH	21652	2	0.1	12,159,585	0.1	0.89	-10.8
ALPHA PROP & CAS INS CO	38156	9	0.2	10,587,408	0.1	4.61	361.0
FOREMOST INS CO GRAND RAPIDS MI	11185	2	0.1	10,437,167	0.1	1.04	3.9
ELECTRIC INS CO	21261	2	0.1	9,957,912	0.0	1.09	8.9
ESURANCE INS CO	25712	4	0.1	9,436,411	0.0	2.30	129.9
HARTFORD ACCIDENT & IND CO	22357	3	0.1	9,285,099	0.0	1.75	75.2
TRAVELERS COMMERCIAL INS CO	36137	1	0.0	8,836,895	0.0	0.61	-38.6
PROGRESSIVE EXPRESS INS CO	10193	2	0.1	6,034,958	0.0	1.80	79.7
PHILADELPHIA IND INS CO	18058	1	0.0	5,346,771	0.0	1.01	1.4
AMERICAN BANKERS INS CO OF FL	10111	1	0.0	5,232,887	0.0	1.04	3.6
CALIFORNIA CAS INS CO	20125	1	0.0	4,747,137	0.0	1.14	14.2
DAIRYLAND INS CO	21164	2	0.1	4,561,945	0.0	2.38	137.8
NATIONAL GENERAL INS ONLINE INC	11044	1	0.0	4,239,655	0.0	1.28	27.9
TRAVELERS IND CO OF AMER	25666	1	0.0	4,177,760	0.0	1.30	29.8
INFINITY ASSUR INS CO	39497	6	0.2	4,103,164	0.0	7.93	693.0
NATIONAL GEN ASSUR CO	42447	1	0.0	3,613,777	0.0	1.50	50.1
INFINITY INS CO	22268	15	0.4	2,764,459	0.0	29.43	2,842.7
GREAT NORTHERN INS CO	20303	1	0.0	2,525,867	0.0	2.15	114.7
INTEGON NATL INS CO	29742	1	0.0	2,143,473	0.0	2.53	153.0
BRISTOL W INS CO	19658	1	0.0	1,235,328	0.0	4.39	339.0
SENTRY SELECT INS CO	21180	1	0.0	1,009,187	0.0	5.37	437.4
FARMERS PROP & CAS INS CO	26298	4	0.1	842,897	0.0	25.74	2,473.7
NATIONAL SPECIALTY INS CO	22608	1	0.0	285,928	0.0	18.97	1,796.7
TRAVELERS PROP CAS CO OF AMER	25674	2	0.1	237,591	0.0	45.65	4,465.3
NATIONWIDE PROP & CAS INS CO	37877	1	0.0	143,206	0.0	37.87	3,687.1
NATIONAL GEN INS CO	23728	1	0.0	38,540	0.0	140.72	13,971.9
SAFECO INS CO OF AMER	24740	3	0.1	4,311	0.0	3,774.06	377,305.7
ACCEPTANCE INS CO	37958	1	0.0	0	0.0	.	.
ALLMERICA FIN BENEFIT INS CO	41840	1	0.0	0	0.0	.	.
ALLSTATE VEHICLE & PROP INS CO	37907	3	0.1	0	0.0	.	.
AMGUARD INS CO	42390	1	0.0	0	0.0	.	.
ASCENDANT COMMERCIAL INS INC	13683	1	0.0	0	0.0	.	.
DIRECT NATL INS CO	23736	2	0.1	0	0.0	.	.
ECONOMY PREFERRED INS CO	38067	1	0.0	0	0.0	.	.

CONSUMER COMPLAINT INDICES, BY PRODUCT TYPE

Calendar Year 2019

Pursuant to section 624.313(1)(i), FS; Rule 69O-142.002, FAC

COMPANY INFORMATION		CONFIRMED COMPLAINTS		PREMIUMS		COMPLAINT INDEX	
COMPANY	NAIC CODE	(#)	Share of Product Type (%)	(\$)	Share of Product Type (%)	(#)	Deviation from Product Type
PRIVATE PASSENGER / CONFIRMED COMPLAINTS = 3,811 / PREMIUMS = \$20,668,273,351 / COMPLAINT INDEX = 1.00							
EMPIRE FIRE & MARINE INS CO	21326	1	0.0	0	0.0	.	.
EMPLOYERS INS CO OF WAUSAU	21458	1	0.0	0	0.0	.	.
FARMERS SPECIALTY INS CO	43699	1	0.0	0	0.0	.	.
FIRST NATL INS CO OF AMER	24724	1	0.0	0	0.0	.	.
GEICO CAS CO	41491	22	0.6	0	0.0	.	.
GENERAL INS CO OF AMER	24732	1	0.0	0	0.0	.	.
GRANADA INS CO	16870	20	0.5	0	0.0	.	.
GREENWICH INS CO	22322	1	0.0	0	0.0	.	.
GUIDEONE INS CO	15032	1	0.0	0	0.0	.	.
HUDSON INS CO	25054	1	0.0	0	0.0	.	.
IMPERIAL CAS & IND CO	11487	1	0.0	0	0.0	.	.
INFINITY CAS INS CO	21792	1	0.0	0	0.0	.	.
INFINITY SELECT INS CO	20260	1	0.0	0	0.0	.	.
MERCURY INS CO OF FL	11202	3	0.1	0	0.0	.	.
OHIO IND CO	26565	1	0.0	0	0.0	.	.
OHIO SECURITY INS CO	24082	2	0.1	0	0.0	.	.
PEACHTREE CAS INS CO	25755	2	0.1	0	0.0	.	.
PENNSYLVANIA NATL MUT CAS INS CO	14990	1	0.0	0	0.0	.	.
PROGRESSIVE DIRECT INS CO	16322	2	0.1	0	0.0	.	.
PROGRESSIVE PROP INS CO	13038	1	0.0	0	0.0	.	.
REPWEST INS CO	31089	2	0.1	0	0.0	.	.
SAFEWAY INS CO	12521	1	0.0	0	0.0	.	.
SCOTTSDALE INS CO	41297	1	0.0	0	0.0	.	.
SECURIAN CAS CO	10054	1	0.0	0	0.0	.	.
STATE FARM FL INS CO	10739	1	0.0	0	0.0	.	.
STATE FARM GEN INS CO	25151	4	0.1	0	0.0	.	.
TRUMBULL INS CO	27120	1	0.0	0	0.0	.	.
UNDERWRITERS AT LLOYDS LONDON	15642	2	0.1	0	0.0	.	.
UNITED FINANCIAL CAS CO	11770	1	0.0	0	0.0	.	.
WESTFIELD INS CO	24112	1	0.0	0	0.0	.	.
WINDHAVEN INS CO	12541	247	6.5	0	0.0	.	.
WINDHAVEN NATL INS CO	37001	5	0.1	0	0.0	.	.
21ST CENTURY CENTENNIAL INS CO	34789	2	0.1	-1,229	.	.	.

COMPANY INFORMATION		CONFIRMED COMPLAINTS		PREMIUMS		COMPLAINT INDEX	
COMPANY	NAIC CODE	(#)	Share of Product Type (%)	(\$)	Share of Product Type (%)	(#)	Deviation from Product Type
TITLE / CONFIRMED COMPLAINTS = 33 / PREMIUMS = \$1,631,554,202 / COMPLAINT INDEX = 1.00							
OLD REPUBLIC NATL TITLE INS CO	50520	5	15.2	486,639,851	29.8	0.51	-49.2
FIRST AMER TITLE INS CO	50814	4	12.1	303,821,588	18.6	0.65	-34.9
FIDELITY NATL TITLE INS CO	51586	7	21.2	227,243,701	13.9	1.52	52.3
CHICAGO TITLE INS CO	50229	3	9.1	212,170,478	13.0	0.70	-30.1
WESTCOR LAND TITLE INS CO	50050	4	12.1	97,239,588	6.0	2.03	103.4
ALL COMPANIES WITH ZERO COMPLAINTS		0		76,345,543	4.7	0.00	-100.0
STEWART TITLE GUAR CO	50121	3	9.1	69,172,760	4.2	2.14	114.4
WFG NATL TITLE INS CO	51152	1	3.0	48,403,028	3.0	1.02	2.1
COMMONWEALTH LAND TITLE INS CO	50083	2	6.1	45,774,620	2.8	2.16	116.0
ALLIANT NATL TITLE INS CO INC	12309	3	9.1	35,809,559	2.2	4.14	314.2
NORTH AMER TITLE INS CO	50130	1	3.0	28,933,486	1.8	1.71	70.9

CONSUMER COMPLAINT INDICES, BY PRODUCT TYPE

Calendar Year 2019

Pursuant to section 624.313(1)(i), FS; Rule 69O-142.002, FAC

COMPANY INFORMATION		CONFIRMED COMPLAINTS		PREMIUMS		COMPLAINT INDEX	
COMPANY	NAIC CODE	(#)	Share of Product Type (%)	(\$)	Share of Product Type (%)	(#)	Deviation from Product Type
WORKERS COMPENSATION / CONFIRMED COMPLAINTS = 46 / PREMIUMS = \$3,115,574,788 / COMPLAINT INDEX = 1.00							
ALL COMPANIES WITH ZERO COMPLAINTS		0	0.0	1,693,509,264	54.4	0.00	-100.0
BRIDGEFIELD EMPLOYERS INS CO	10701	1	2.2	185,000,617	5.9	0.37	-63.4
BRIDGEFIELD CAS INS CO	10335	1	2.2	145,731,530	4.7	0.46	-53.5
ASSOCIATED INDUSTRIES INS CO INC	23140	3	6.5	130,660,154	4.2	1.56	55.5
TECHNOLOGY INS CO INC	42376	3	6.5	130,293,990	4.2	1.56	55.9
FCCI INS CO	10178	1	2.2	115,630,624	3.7	0.59	-41.4
NORGUARD INS CO	31470	2	4.3	99,491,408	3.2	1.36	36.2
RETAILFIRST INS CO	10700	1	2.2	81,811,131	2.6	0.83	-17.2
FFVA MUT INS CO	10385	1	2.2	67,658,785	2.2	1.00	0.1
TRAVELERS IND CO OF AMER	25666	2	4.3	61,753,441	2.0	2.19	119.4
TWIN CITY FIRE INS CO CO	29459	1	2.2	51,169,165	1.6	1.32	32.4
HARTFORD CAS INS CO	29424	2	4.3	49,571,545	1.6	2.73	173.3
ASCENDANT COMMERCIAL INS INC	13683	4	8.7	41,884,153	1.3	6.47	546.8
NORMANDY INS CO	13012	3	6.5	39,070,239	1.3	5.20	420.1
MARKEL INS CO	38970	4	8.7	38,868,616	1.2	6.97	597.0
OHIO SECURITY INS CO	24082	1	2.2	27,425,659	0.9	2.47	147.0
BUSINESSFIRST INS CO	11697	1	2.2	27,364,233	0.9	2.48	147.5
EMPLOYERS ASSUR CO	25402	1	2.2	18,827,394	0.6	3.60	259.7
SUNZ INS CO	34762	2	4.3	18,596,418	0.6	7.28	628.4
EVEREST NATL INS CO	10120	1	2.2	17,853,291	0.6	3.79	279.4
QBE INS CORP	39217	1	2.2	14,897,806	0.5	4.55	354.6
LM INS CORP	33600	1	2.2	11,513,303	0.4	5.88	488.3
IMPERIUM INS CO	35408	1	2.2	11,105,028	0.4	6.10	509.9
STAR INS CO	18023	1	2.2	7,585,523	0.2	8.93	792.9
CLEAR SPRING PROP & CAS CO	15563	1	2.2	7,475,582	0.2	9.06	806.0
GRANITE STATE INS CO	23809	1	2.2	6,825,135	0.2	9.92	892.4
CHURCH MUT INS CO S I	18767	1	2.2	5,146,563	0.2	13.16	1,216.0
AMERICAN COMPENSATION INS CO	45934	1	2.2	4,555,533	0.1	14.87	1,386.8
NATIONAL BUILDERS INS CO	16632	1	2.2	3,067,527	0.1	22.08	2,108.0
AMERITRUST INS CORP	10665	1	2.2	751,331	0.0	90.15	8,914.7
HARTFORD INS CO OF THE MIDWEST	37478	1	2.2	479,800	0.0	141.16	14,016.3

AUTHORIZED FLORIDA INSURER FINANCIAL ABSTRACTS, BY NAIC STATEMENT TYPE

Calender Year 2019

Pursuant to section 624.315(1)(a), F.S.

COMPANY	NAIC CODE	DOMICILE	NET ADMITTED ASSETS (\$)	LIABILITIES (\$)	CAPITAL AND SURPLUS (\$)	FL DIRECT PREMIUMS WRITTEN (\$)
HEALTH, TOTAL FLORIDA DIRECT PREMIUMS WRITTEN: \$64,328,098,372						
ACCENDO INS CO	63444	Foreign	66,072,310	28,512,602	37,559,708	0
ADVANTICA INS CO	12278	Foreign	14,632,875	2,974,052	11,658,823	4,101,045
AETNA HLTH INC FL CORP	95088	Domestic	503,734,495	317,274,030	186,460,465	1,462,365,018
AETNA HLTH INS CO	72052	Foreign	40,778,010	26,895,691	13,882,319	0
AIDS HLTHCARE FOUND MCO OF FL INC	12973	Domestic	27,740,261	11,519,771	16,220,490	101,913,759
AMERICAN SPECIALTY HLTH INS CO	84697	Foreign	9,281,496	222,369	9,059,127	0
AMFIRST INS CO	60250	Foreign	74,606,157	13,925,353	60,680,804	47,355
AVMED INC	95263	Domestic	278,144,497	167,500,297	110,644,200	703,172,190
BANKERS RESERVE LIFE INS CO OF WI	71013	Foreign	475,136,800	209,406,186	265,730,614	0
BAYCARE SELECT HLTH PLANS INC	16282	Domestic	29,329,180	19,208,800	10,120,380	35,746,528
BCBS OF FL	98167	Domestic	6,210,218,737	3,984,992,579	2,225,226,158	11,507,255,761
BEHEALTHY FLORIDA INC	15118	Domestic	33,919,687	11,902,790	22,016,897	56,349,173
BEST CARE PARTNERS INC	16573	Domestic	19,399,885	16,474,417	2,925,468	0
BRIGHT HLTH INS CO OF FL	16501	Domestic	18,338,744	1,401,607	16,937,137	0
BUPA INS CO	81647	Domestic	315,902,273	196,994,545	118,907,728	2,100
CAPITAL HLTH PLAN INC	95112	Domestic	618,097,473	132,029,498	486,067,975	898,817,956
CARE IMPROVEMENT PLUS S CENTRAL INS	12567	Foreign	772,377,577	274,647,745	497,729,832	1,061,210
CAREPLUS HLTH PLANS INC	95092	Domestic	579,338,837	411,547,813	167,791,024	2,138,346,012
CELTIC INS CO	80799	Foreign	2,253,427,842	1,848,110,589	405,317,253	1,408,139,038
CENTENE VENTURE CO FL	16499	Domestic	21,286,819	80,501	21,206,318	0
CIGNA DENTAL HLTH OF FL INC	52021	Domestic	8,149,213	2,901,133	5,248,080	39,145,543
CIGNA HLTHCARE OF FL INC	95136	Domestic	2,979,057	537,624	2,441,433	1,557,493
CLEAR SPRING HLTH INS CO	78301	Foreign	11,435,787	222,420	11,213,367	0
CLOVER INS CO	86371	Foreign	161,744,762	96,628,830	65,115,932	3,018
COMPBENEFITS CO	52015	Domestic	17,912,814	11,433,656	6,479,158	60,591,469
COMPBENEFITS INS CO	60984	Foreign	73,377,072	28,741,271	44,635,801	2,220,613
COVENTRY HLTH & LIFE INS CO	81973	Foreign	1,200,025,169	318,562,294	881,462,875	3,632
COVENTRY HLTH CARE OF FL INC	95114	Domestic	299,213,576	150,418,168	148,795,408	559,084,578
COVENTRY HLTH PLAN OF FL INC	95266	Domestic	6,393,892	2,081,565	4,312,327	39,584
DELTA DENTAL INS CO	81396	Foreign	359,290,288	153,093,978	206,196,310	263,208,616
DENTAL BENEFIT PROVIDERS OF IL INC	52053	Foreign	3,337,732	1,308	3,336,424	0
DENTEGRA INS CO	73474	Foreign	115,316,826	77,074,880	38,241,946	152,515
DEVOTED HLTH INS CO	16385	Domestic	5,348,822	285,255	5,063,567	0
DEVOTED HLTH PLAN OF FL INC	16358	Domestic	41,701,858	27,816,545	13,885,313	45,587,355
DOCTORS HEALTHCARE PLANS INC	16271	Domestic	20,976,205	12,260,226	8,715,979	78,856,548
EDUCATORS HLTH PLANS LIFE ACCIDENT &	12515	Foreign	85,392,427	40,047,234	45,345,193	448,246
ELIXIR INS CO	12747	Foreign	704,270,210	649,488,313	54,781,897	3,718,491
FIRST CARE INC	60113	Foreign	51,668,975	27,683,535	23,985,440	0
FLORIDA BLUE MEDICARE INC	16490	Domestic	201,764,101	130,504	201,633,597	0
FLORIDA HLTH CARE PLAN INC	13567	Domestic	223,677,079	88,832,052	134,845,027	483,840,825
FLORIDA MHS INC	14447	Domestic	73,692,758	45,422,226	28,270,532	207,163,974
FLORIDA TRUE HLTH INC	14378	Domestic	82,507,621	40,896,005	41,611,616	331,265,981
FREEDOM HLTH INC	10119	Domestic	270,045,016	168,365,158	101,679,858	1,149,085,458
FRESENIUS HLTH PLANS INS CO	85286	Foreign	30,319,871	1,913,669	28,406,202	3,548
GROUP DENTAL SERV OF MD INC	95846	Foreign	16,080,484	1,095,013	14,985,471	0
HARKEN HLTH INS CO	79480	Foreign	31,668,216	15,914,811	15,753,405	0
HCSC INS SERV CO	78611	Foreign	897,871,669	661,519,221	236,352,448	0
HEALTH CARE SERV CORP A MUT LEGAL RE	70670	Foreign	29,355,658,799	10,829,436,824	18,526,221,975	149,968,552
HEALTH FIRST COMMERCIAL PLANS IN	16272	Domestic	97,924,716	37,905,174	60,019,542	238,011,682
HEALTH FIRST HLTH PLANS INC	15880	Domestic	158,167,054	49,697,295	108,469,759	443,630,099
HEALTH FIRST INS INC	14140	Domestic	5,054,881	101,011	4,953,870	144,516
HEALTH OPTIONS INC	95089	Domestic	2,227,255,493	918,640,619	1,308,614,874	5,715,620,289
HEALTH SUN HLTH PLANS	10122	Domestic	242,615,229	108,659,715	133,955,514	1,089,763,717

SOURCE: NAIC ANNUAL STATEMENT – EXH. OF ASSETS; EXH. OF LIABILITIES, SURPLUS AND OTHER FUNDS; STATE PAGE

AUTHORIZED FLORIDA INSURER FINANCIAL ABSTRACTS, BY NAIC STATEMENT TYPE

Calendar Year 2019

Pursuant to section 624.315(1)(a), F.S.

COMPANY	NAIC CODE	DOMICILE	NET ADMITTED ASSETS (\$)	LIABILITIES (\$)	CAPITAL AND SURPLUS (\$)	FL DIRECT PREMIUMS WRITTEN (\$)
HEALTH, TOTAL FLORIDA DIRECT PREMIUMS WRITTEN: \$64,328,098,372						
HEALTHSPRING LIFE & HLTH INS CO INC	12902	Foreign	1,096,647,893	495,284,532	601,363,361	0
HEALTHSPRING OF FL INC	11532	Domestic	132,422,955	51,004,626	81,418,329	860,431,813
HUMANA HLTH INS CO OF FL INC	69671	Domestic	121,081,375	65,635,094	55,446,281	93,159,540
HUMANA INS CO	73288	Foreign	7,990,533,957	3,861,128,962	4,129,404,995	2,156,409,844
HUMANA MEDICAL PLAN INC	95270	Domestic	2,305,982,086	1,478,781,798	827,200,288	9,109,328,228
HUMANADENTAL INS CO	70580	Foreign	142,330,304	66,777,304	75,553,000	397,257
LONGEVITY HLTH PLAN OF FL INC	16567	Domestic	1,600,680	2,562	1,598,118	0
MAGNA INS CO	61018	Foreign	5,412,551	2,576,003	2,836,550	628
MEDCO CONTAINMENT LIFE INS CO	63762	Foreign	981,022,319	712,729,277	268,293,042	22,347,242
MEDICA HLTH PLANS OF FL INC	12756	Domestic	4,415,245	50,647	4,364,598	0
MEDICA HLTHCARE PLANS INC	12155	Domestic	161,032,034	105,518,213	55,513,821	704,086,476
MII LIFE INS INC	61522	Foreign	1,426,903,991	1,374,635,321	52,268,670	0
MMM OF FL INC	16177	Domestic	12,899,469	6,234,852	6,664,617	30,275,151
MOLINA HLTHCARE OF FL INC	13128	Domestic	256,726,282	158,413,747	98,312,535	733,993,501
NEIGHBORHOOD HLTH PARTNERSHIP INC	95123	Domestic	216,538,031	158,269,723	58,268,308	840,510,970
OMAHA HLTH INS CO	88080	Foreign	93,086,064	30,489,205	62,596,859	1,653,001
OPTIMUM HLTHCARE INC	12259	Domestic	194,682,117	112,671,585	82,010,532	737,305,363
OSCAR INS CO OF FL	16374	Domestic	168,089,415	149,642,491	18,446,924	143,388,873
PREFERRED CARE PARTNERS INC	11176	Domestic	545,973,473	365,257,761	180,715,712	2,580,102,857
QCC INS CO	93688	Foreign	1,249,755,719	743,284,892	506,470,827	0
SAFEGUARD HLTH PLANS INC	52009	Domestic	15,112,146	1,411,434	13,700,712	13,947,242
SAFEHEALTH LIFE INS CO	79014	Foreign	13,059,013	1,068,540	11,990,473	36,018
SIERRA HLTH & LIFE INS CO INC	71420	Foreign	5,301,099,835	2,344,262,599	2,956,837,236	252,075,663
SILVERSCRIPT INS CO	12575	Foreign	2,875,304,609	1,747,075,061	1,128,229,548	305,394,414
SIMPLY HLTHCARE PLANS INC	13726	Domestic	642,182,250	374,032,725	268,149,525	3,277,428,736
SOLIS HLTH PLANS INC	16313	Domestic	16,974,889	12,625,781	4,349,108	11,485,960
SOLSTICE BENEFITS INC	12341	Domestic	12,528,109	4,526,878	8,001,231	13,094,623
SUNSHINE HLTH COMM SOLUTIONS INC	15927	Domestic	15,416,300	11,459,308	3,956,992	12,240,152
SUNSHINE STATE HLTH PLAN INC	13148	Domestic	779,828,236	416,621,465	363,206,772	4,111,864,438
THE DENTAL CONCERN INC	54739	Foreign	12,236,800	4,368,938	7,867,862	22,035
THP INS CO	60016	Foreign	62,004,102	30,067,792	31,936,310	0
TRUASSURE INS CO	92525	Foreign	14,825,345	6,593,134	8,232,211	43,662
TUFTS INS CO INC	60117	Foreign	132,040,727	57,936,688	74,104,038	0
ULTIMATE HLTH PLANS INC	14243	Domestic	21,362,032	14,517,970	6,844,062	71,816,081
UNITED CONCORDIA INS CO	85766	Foreign	267,264,547	104,710,018	162,554,529	7,692,301
UNITED HLTHCARE OF FL INC	95264	Domestic	453,521,952	239,771,988	213,749,964	2,068,030,475
UNITEDHEALTHCARE INS CO OF AMER	84549	Foreign	203,083,371	94,386,323	108,697,048	-1,335
VISION SERV PLAN INS CO	32395	Foreign	100,875,579	45,092,340	55,783,239	72,372,486
WELLCARE HLTH INS OF AZ INC	83445	Foreign	208,121,178	132,448,065	75,673,113	6,906,125
WELLCARE OF FL INC	95081	Domestic	1,309,320,498	968,490,037	340,830,461	6,806,480,894
WELLCARE PRESCRIPTION INS INC	10155	Foreign	953,473,846	719,910,982	233,562,864	103,344,171

SOURCE: NAIC ANNUAL STATEMENT – EXH. OF ASSETS; EXH. OF LIABILITIES, SURPLUS AND OTHER FUNDS; STATE PAGE

AUTHORIZED FLORIDA INSURER FINANCIAL ABSTRACTS, BY NAIC STATEMENT TYPE

Calendar Year 2019

Pursuant to section 624.315(1)(a), F.S.

COMPANY	NAIC CODE	DOMICILE	NET ADMITTED ASSETS (\$)	LIABILITIES (\$)	CAPITAL AND SURPLUS (\$)	FL DIRECT PREMIUMS WRITTEN (\$)
LIFE, ACCIDENT AND HEALTH, TOTAL FLORIDA DIRECT PREMIUMS WRITTEN: \$54,105,343,785						
4 EVER LIFE INS CO	80985	Foreign	176,905,416	98,291,212	78,614,203	8,714,284
5 STAR LIFE INS CO	77879	Foreign	310,614,674	279,820,390	30,794,284	11,566,132
AAA LIFE INS CO	71854	Foreign	709,879,449	525,450,228	184,429,221	88,142,481
ACCORDIA LIFE & ANN CO	62200	Foreign	10,071,710,668	9,335,442,762	736,267,906	48,586,753
ACE LIFE INS CO	60348	Foreign	36,688,608	27,882,714	8,805,894	0
AETNA HLTH & LIFE INS CO	78700	Foreign	134,547,911	81,551,934	52,995,977	6,152,011
AETNA LIFE INS CO	60054	Foreign	22,016,493,852	18,164,004,616	3,852,489,236	2,115,203,990
ALFA LIFE INS CORP	79049	Foreign	1,543,933,114	1,274,086,213	269,846,901	1,658
ALL SAVERS INS CO	82406	Foreign	606,214,094	230,514,075	375,700,019	35,754,812
ALLIANZ LIFE INS CO OF N AMER	90611	Foreign	158,483,659,820	150,530,084,611	7,953,575,209	1,033,202,177
ALLSTATE ASSUR CO	70866	Foreign	775,951,128	611,840,377	164,110,751	19,916,413
ALLSTATE LIFE INS CO	60186	Foreign	30,166,425,035	26,349,537,879	3,816,887,156	32,402,907
AMALGAMATED LIFE INS CO	60216	Foreign	142,956,725	67,405,965	75,550,760	1,210,458
AMERICAN AMICABLE LIFE INS CO OF TX	68594	Foreign	336,003,103	269,243,095	66,760,008	10,498,236
AMERICAN BANKERS LIFE ASSUR CO OF FL	60275	Domestic	353,436,259	300,588,519	52,847,740	3,499,879
AMERICAN CONTINENTAL INS CO	12321	Foreign	299,286,562	174,495,558	124,791,004	7,732,637
AMERICAN EQUITY INVEST LIFE INS CO	92738	Foreign	57,673,180,205	54,182,984,385	3,490,195,820	309,524,962
AMERICAN FAMILY LIFE ASSUR CO OF COL	60380	Foreign	14,123,822,575	12,002,289,697	2,121,532,878	343,216,394
AMERICAN FAMILY LIFE INS CO	60399	Foreign	5,454,250,396	4,769,188,973	685,061,423	2,511,304
AMERICAN FIDELITY ASSUR CO	60410	Foreign	6,656,824,727	6,112,529,704	544,295,023	23,035,362
AMERICAN FIDELITY LIFE INS CO	60429	Domestic	401,120,605	332,212,995	68,907,610	946,166
AMERICAN GEN LIFE INS CO	60488	Foreign	192,292,551,926	186,003,878,835	6,288,673,091	1,321,202,017
AMERICAN HERITAGE LIFE INS CO	60534	Domestic	2,075,345,778	1,730,481,835	344,863,943	133,022,944
AMERICAN HLTH & LIFE INS CO	60518	Foreign	1,281,564,699	1,089,205,043	192,359,656	22,940,519
AMERICAN HOME LIFE INS CO	60542	Foreign	268,244,046	245,613,657	22,630,388	909,549
AMERICAN INCOME LIFE INS CO	60577	Foreign	4,391,102,597	4,043,817,344	347,285,253	57,028,447
AMERICAN MATURITY LIFE INS CO	81213	Foreign	63,817,357	14,180,358	49,636,999	148,836
AMERICAN MEMORIAL LIFE INS CO	67989	Foreign	3,558,611,236	3,399,887,904	158,723,332	51,781,293
AMERICAN NATL INS CO	60739	Foreign	21,443,423,815	17,965,696,329	3,477,727,486	134,989,900
AMERICAN NATL LIFE INS CO OF TX	71773	Foreign	131,621,296	96,225,631	35,395,665	509,296
AMERICAN PUBLIC LIFE INS CO	60801	Foreign	99,243,639	65,410,274	33,833,365	43,798,860
AMERICAN REPUBLIC INS CO	60836	Foreign	1,135,277,574	615,618,240	519,659,334	1,454,515
AMERICAN RETIREMENT LIFE INS CO	88366	Foreign	131,664,525	62,937,853	68,726,672	15,419,305
AMERICAN UNITED LIFE INS CO	60895	Foreign	31,388,903,536	30,364,207,189	1,024,696,347	160,737,282
AMERICO FIN LIFE & ANN INS CO	61999	Foreign	4,935,941,991	4,366,505,176	569,436,815	58,245,660
AMERITAS LIFE INS CORP	61301	Foreign	24,057,136,832	22,363,883,062	1,693,253,770	183,073,017
AMICA LIFE INS CO	72222	Foreign	1,361,218,954	1,023,080,243	338,138,711	6,016,552
ANNUITY INVESTORS LIFE INS CO	93661	Foreign	3,213,627,705	2,864,315,776	349,311,929	23,793,984
ANTHEM LIFE INS CO	61069	Foreign	761,705,083	581,082,150	180,622,933	2,574,125
ARCH LIFE INS CO OF AMER	71455	Foreign	9,059,515	1,114,945	7,944,569	0
ASSURED LIFE ASSN	56499	Foreign	59,284,267	45,225,911	14,058,356	278,481
ASSURITY LIFE INS CO	71439	Foreign	2,571,183,754	2,225,892,785	345,290,969	8,830,782
ATHENE ANN & LIFE ASSUR CO OF NY	68039	Foreign	3,243,382,462	2,925,187,008	318,195,454	872,329
ATHENE ANN & LIFE CO	61689	Foreign	65,504,862,258	64,296,214,514	1,208,647,744	780,303,954
ATHENE ANNUITY & LIFE ASSUR CO	61492	Foreign	28,470,747,517	26,945,080,139	1,525,667,378	4,346,547
ATHENE LIFE INS CO OF NY	63932	Foreign	957,638,434	888,717,445	68,920,989	1,699,862
ATLANTA LIFE INS CO	61093	Foreign	23,089,289	13,408,839	9,680,450	38,671
ATLANTIC COAST LIFE INS CO	61115	Foreign	466,382,649	425,333,973	41,048,676	137,824,729
AURORA NATL LIFE ASSUR CO	61182	Foreign	2,936,596,474	2,798,936,866	137,659,608	786,427
AUTO CLUB LIFE INS CO	84522	Foreign	886,866,913	795,835,547	91,031,366	167,233
AUTO OWNERS LIFE INS CO	61190	Foreign	4,201,090,644	3,663,830,838	537,259,807	15,695,245
BALTIMORE LIFE INS CO	61212	Foreign	1,306,405,186	1,215,699,553	90,705,633	10,094,418
BANKERS FIDELITY ASSUR CO	71919	Foreign	10,829,763	2,169,799	8,659,964	213,099

SOURCE: NAIC ANNUAL STATEMENT – EXH. OF ASSETS; EXH. OF LIABILITIES, SURPLUS AND OTHER FUNDS; STATE PAGE

AUTHORIZED FLORIDA INSURER FINANCIAL ABSTRACTS, BY NAIC STATEMENT TYPE

Calendar Year 2019

Pursuant to section 624.315(1)(a), F.S.

COMPANY	NAIC CODE	DOMICILE	NET ADMITTED ASSETS (\$)	LIABILITIES (\$)	CAPITAL AND SURPLUS (\$)	FL DIRECT PREMIUMS WRITTEN (\$)
LIFE, ACCIDENT AND HEALTH, TOTAL FLORIDA DIRECT PREMIUMS WRITTEN: \$54,105,343,785						
BANKERS FIDELITY LIFE INS CO	61239	Foreign	159,120,712	123,575,049	35,545,664	2,101,186
BANKERS LIFE & CAS CO	61263	Foreign	16,369,454,418	15,192,762,017	1,176,692,401	264,288,871
BANNER LIFE INS CO	94250	Foreign	5,048,017,482	4,432,668,267	615,349,215	115,742,993
BAPTIST LIFE ASSN	57223	Foreign	28,105,593	26,493,405	1,612,188	78,908
BENEFICIAL LIFE INS CO	61395	Foreign	2,067,972,884	1,871,236,326	196,736,558	231,685
BERKLEY LIFE & HLTH INS CO	64890	Foreign	363,124,710	168,604,676	194,520,033	13,112,169
BERKSHIRE HATHAWAY LIFE INS CO NE	62345	Foreign	20,830,372,351	13,306,257,874	7,524,114,477	0
BERKSHIRE LIFE INS CO OF AMER	71714	Foreign	4,181,541,749	3,961,652,137	219,889,612	37,450,454
BEST LIFE & HLTH INS CO	90638	Foreign	24,262,820	6,032,369	18,230,451	1,011,108
BEST MERIDIAN INS CO	63886	Domestic	376,194,255	314,735,861	61,458,394	927,026
BOSTON MUT LIFE INS CO	61476	Foreign	1,529,501,927	1,283,602,164	245,899,763	8,189,613
BRIGHTHOUSE LIFE INS CO	87726	Foreign	177,445,154,075	168,698,820,334	8,746,333,741	721,846,075
CANADA LIFE REINS CO	76694	Foreign	144,105,256	84,706,301	59,398,955	966
CAPITOL LIFE INS CO	61581	Foreign	298,888,165	266,996,749	31,891,416	98,650
CATHOLIC ASSN OF FORESTERS	58130	Foreign	10,212,835	7,032,986	3,179,849	2,119
CATHOLIC FINANCIAL LIFE	56030	Foreign	1,678,942,715	1,569,701,932	109,240,783	547,995
CATHOLIC HOLY FAMILY SOCIETY	57770	Foreign	161,100,315	153,508,360	7,591,955	326,819
CATHOLIC LIFE INS	57347	Foreign	1,207,953,221	1,104,699,746	103,253,475	9,584
CATHOLIC ORDER OF FORESTERS	57487	Foreign	1,212,062,638	1,134,405,572	77,657,066	930,376
CENTRAL STATES H & L CO OF OMAHA	61751	Foreign	379,107,657	229,928,843	149,178,815	3,709,200
CENTRE LIFE INS CO	80896	Foreign	1,591,491,289	1,504,203,330	87,287,959	421,428
CENTURION LIFE INS CO	62383	Foreign	489,779,532	164,251,440	325,528,092	0
CHESAPEAKE LIFE INS CO	61832	Foreign	242,490,586	94,634,466	147,856,120	18,200,282
CHRISTIAN FIDELITY LIFE INS CO	61859	Foreign	55,336,464	29,030,996	26,305,468	155,757
CHURCH LIFE INS CORP	61875	Foreign	305,286,556	241,817,432	63,469,124	2,615,886
CIGNA HLTH & LIFE INS CO	67369	Foreign	11,675,773,428	6,468,340,338	5,207,433,090	1,405,971,533
CITIZENS NATL LIFE INS CO	82082	Foreign	12,181,912	10,283,634	1,898,278	2,255
CITIZENS SECURITY LIFE INS CO	61921	Foreign	33,631,193	16,072,054	17,559,139	295,378
CM LIFE INS CO	93432	Foreign	8,639,008,340	6,903,970,774	1,735,037,566	120,694,689
CMFG LIFE INS CO	62626	Foreign	21,403,630,495	19,205,982,698	2,197,647,792	185,346,277
COLONIAL LIFE & ACCIDENT INS CO	62049	Foreign	3,525,222,207	2,914,357,689	610,864,518	154,794,659
COLONIAL PENN LIFE INS CO	62065	Foreign	835,660,946	753,450,903	82,210,042	114,689,704
COLUMBIAN LIFE INS CO	76023	Foreign	338,257,296	315,648,618	22,608,678	16,045,318
COLUMBIAN MUT LIFE INS CO	62103	Foreign	1,455,720,665	1,368,593,357	87,127,308	1,863,182
COLUMBUS LIFE INS CO	99937	Foreign	4,286,479,294	4,022,254,531	264,224,763	22,375,208
COMBINED INS CO OF AMER	62146	Foreign	2,417,902,208	2,199,241,747	218,660,461	100,136,454
COMMERCIAL TRAVELERS LIFE INS CO	81426	Foreign	26,357,451	12,924,481	13,432,970	48,088
COMMONWEALTH ANN & LIFE INS CO	84824	Foreign	23,125,955,201	20,280,118,738	2,845,836,463	5,061,490
COMPANION LIFE INS CO	77828	Foreign	464,328,105	210,296,952	254,031,153	21,714,479
CONNECTICUT GEN LIFE INS CO	62308	Foreign	19,753,416,277	13,819,373,300	5,934,042,977	124,235,777
CONTINENTAL AMER INS CO	71730	Foreign	674,274,245	546,507,015	127,767,230	44,685,860
CONTINENTAL GEN INS CO	71404	Foreign	4,297,281,766	3,996,763,304	300,518,462	24,922,110
CONTINENTAL LIFE INS CO BRENTWOOD	68500	Foreign	377,305,684	182,169,926	195,135,758	10,038,844
COTTON STATES LIFE INS CO	62537	Foreign	319,062,939	258,727,187	60,335,752	2,331,720
COUNTRY INVESTORS LIFE ASSUR CO	94218	Foreign	305,537,165	100,477,778	205,059,387	501,905
COUNTRY LIFE INS CO	62553	Foreign	10,006,220,558	8,733,378,608	1,272,841,951	4,824,057
CROATIAN FRATERNAL UNION OF AMER	56634	Foreign	491,289,083	436,829,572	54,459,511	33,623
CSA FRATERNAL LIFE	56138	Foreign	134,781,890	131,107,673	3,674,216	283,717
CSI LIFE INS CO	82880	Foreign	23,864,696	5,528,841	18,335,854	14,257
DEARBORN LIFE INS CO	71129	Foreign	1,659,950,347	1,198,208,371	461,741,976	1,327,935
DELAWARE AMER LIFE INS CO	62634	Foreign	115,078,735	53,315,894	61,762,841	520,080
DELAWARE LIFE INS CO	79065	Foreign	37,830,580,086	36,247,267,544	1,583,312,542	172,796,618
DIRECT GEN LIFE INS CO	97705	Foreign	29,550,905	7,254,401	22,296,504	2,969,340

SOURCE: NAIC ANNUAL STATEMENT – EXH. OF ASSETS; EXH. OF LIABILITIES, SURPLUS AND OTHER FUNDS; STATE PAGE

AUTHORIZED FLORIDA INSURER FINANCIAL ABSTRACTS, BY NAIC STATEMENT TYPE

Calendar Year 2019

Pursuant to section 624.315(1)(a), F.S.

COMPANY	NAIC CODE	DOMICILE	NET ADMITTED ASSETS (\$)	LIABILITIES (\$)	CAPITAL AND SURPLUS (\$)	FL DIRECT PREMIUMS WRITTEN (\$)
LIFE, ACCIDENT AND HEALTH, TOTAL FLORIDA DIRECT PREMIUMS WRITTEN: \$54,105,343,785						
EAGLE LIFE INS CO	13183	Foreign	1,689,866,059	1,481,934,261	207,931,798	120,628,349
EDUCATORS LIFE INS CO OF AMER	62790	Foreign	341,098,801	18,788,896	322,309,905	0
ELCO MUT LIFE & ANN	84174	Foreign	941,429,734	869,684,972	71,744,762	18,962,360
ELIPS LIFE INS CO	85561	Foreign	38,533,032	5,106,033	33,426,999	8,814
EMC NATL LIFE CO	62928	Foreign	886,517,991	781,907,205	104,610,785	693,557
EMPLOYERS REASSUR CORP	68276	Foreign	17,871,785,579	16,638,600,720	1,233,184,859	0
ENCOVA LIFE INS CO	66311	Foreign	595,507,034	522,165,656	73,341,378	1,089,336
EPIC LIFE INS CO	64149	Foreign	30,771,368	13,246,789	17,524,579	54,109
EQUITABLE FINANCIAL LIFE & ANN CO	62880	Foreign	551,301,570	525,529,987	25,771,583	1,182,325
EQUITABLE FINANCIAL LIFE INS CO	62944	Foreign	216,330,651,218	208,184,636,616	8,146,014,602	1,139,789,311
EQUITABLE FINANCIAL LIFE INS CO OF A	78077	Foreign	4,460,548,763	4,193,984,765	266,563,998	68,784,174
EQUITRUST LIFE INS CO	62510	Foreign	20,735,507,490	19,549,475,021	1,186,032,470	140,240,436
EVERENCE ASSN INC	57991	Foreign	424,982,722	312,869,963	112,112,759	1,307,945
FAMILY HERITAGE LIFE INS CO OF AMER	77968	Foreign	1,287,309,169	1,177,568,344	109,740,825	6,248,531
FAMILY LIFE INS CO	63053	Foreign	141,171,898	114,616,183	26,555,715	6,602,119
FAMILY SERV LIFE INS CO	74004	Foreign	284,516,805	246,569,779	37,947,026	518
FARMERS NEW WORLD LIFE INS CO	63177	Foreign	5,260,855,504	4,821,058,307	439,797,197	5,410,774
FEDERAL LIFE INS CO	63223	Foreign	253,395,951	231,096,363	22,299,588	3,481,394
FEDERATED LIFE INS CO	63258	Foreign	2,139,616,070	1,671,953,209	467,662,862	7,066,881
FIDELITY & GUAR LIFE INS CO	63274	Foreign	26,975,929,298	25,462,649,832	1,513,279,468	293,445,820
FIDELITY INVESTMENTS LIFE INS CO	93696	Foreign	32,999,807,911	31,937,886,337	1,061,921,574	184,815,965
FIDELITY LIFE ASSN A LEGAL RESERVE L	63290	Foreign	420,515,363	305,839,291	114,676,072	11,749,460
FIDELITY SECURITY LIFE INS CO	71870	Foreign	952,285,678	685,663,233	266,622,444	44,910,356
FIRST ALLMERICA FIN LIFE INS CO	69140	Foreign	3,233,830,907	2,988,196,149	245,634,758	2,453,115
FIRST CATH SLOVAK LADIES ASSN USA	56332	Foreign	1,029,596,800	922,822,032	106,774,768	424,439
FIRST CATH SLOVAK UNION OF US & CN	56340	Foreign	416,524,510	374,376,504	42,148,006	98,162
FIRST CONTINENTAL LIFE & ACC	64696	Foreign	4,950,918	3,313,494	1,637,424	842,533
FIRST GUAR INS CO	84034	Foreign	50,904,035	44,551,546	6,352,489	6,823
FIRST HLTH LIFE & HLTH INS CO	90328	Foreign	391,686,129	171,145,662	220,540,467	2,536,300
FIRST PENN PACIFIC LIFE INS CO	67652	Foreign	1,360,657,191	1,221,890,725	138,766,466	5,416,460
FLORIDA COMBINED LIFE INS CO INC	76031	Domestic	30,272,915	16,021,964	14,250,952	141,640,667
FORESTERS LIFE INS ANN CO	63495	Foreign	2,725,013,920	2,638,992,509	86,021,411	4,437,092
FORETHOUGHT LIFE INS CO	91642	Foreign	36,338,345,793	34,449,296,616	1,889,049,177	848,453,634
FREEDOM LIFE INS CO OF AMER	62324	Foreign	321,149,334	99,371,849	221,777,485	121,319,523
FUNERAL DIRECTORS LIFE INS CO	99775	Foreign	1,512,467,443	1,378,248,206	134,219,237	2,111,384
GARDEN STATE LIFE INS CO	63657	Foreign	145,220,753	55,458,378	89,762,375	1,756,182
GBU FINANCIAL LIFE	56685	Foreign	3,089,848,154	2,860,170,120	229,678,034	14,228,969
GCU	56693	Foreign	2,052,334,084	1,889,592,552	162,741,532	8,000,925
GENERAL RE LIFE CORP	86258	Foreign	4,593,286,752	3,790,768,065	802,518,687	0
GENWORTH LIFE & ANN INS CO	65536	Foreign	21,575,086,854	20,206,633,391	1,368,453,463	68,557,069
GENWORTH LIFE INS CO	70025	Foreign	40,635,138,417	38,455,323,298	2,179,815,119	167,167,451
GENWORTH LIFE INS CO OF NY	72990	Foreign	7,604,753,067	7,288,108,623	316,644,444	14,011,427
GERBER LIFE INS CO	70939	Foreign	4,508,999,305	3,996,883,909	512,115,396	58,111,520
GLEANER LIFE INS SOCIETY	56154	Foreign	1,277,561,985	1,171,363,935	106,198,050	1,736,099
GLOBE LIFE & ACCIDENT INS CO	91472	Foreign	4,831,902,073	4,484,688,019	347,214,054	61,111,573
GOLDEN RULE INS CO	62286	Foreign	594,316,349	335,309,001	259,007,348	275,559,790
GOVERNMENT PERSONNEL MUT LIFE INS CO	63967	Foreign	812,131,683	706,665,964	105,465,719	6,366,631
GRANULAR INS CO	93521	Foreign	8,064,639	230,000	7,834,639	0
GREAT AMER LIFE INS CO	63312	Foreign	40,018,795,515	37,150,682,264	2,868,113,251	438,036,807
GREAT SOUTHERN LIFE INS CO	90212	Foreign	207,201,301	155,031,752	52,169,549	3,047,001
GREAT W LIFE & ANN INS CO	68322	Foreign	48,781,351,092	47,339,596,050	1,441,755,042	277,101,310
GREAT WESTERN INS CO	71480	Foreign	1,369,597,116	1,337,577,257	32,019,859	8,643,411
GUARANTEE TRUST LIFE INS CO	64211	Foreign	679,861,653	573,559,389	106,302,264	6,087,731

SOURCE: NAIC ANNUAL STATEMENT – EXH. OF ASSETS; EXH. OF LIABILITIES, SURPLUS AND OTHER FUNDS; STATE PAGE

AUTHORIZED FLORIDA INSURER FINANCIAL ABSTRACTS, BY NAIC STATEMENT TYPE

Calendar Year 2019

Pursuant to section 624.315(1)(a), F.S.

COMPANY	NAIC CODE	DOMICILE	NET ADMITTED ASSETS (\$)	LIABILITIES (\$)	CAPITAL AND SURPLUS (\$)	FL DIRECT PREMIUMS WRITTEN (\$)
LIFE, ACCIDENT AND HEALTH, TOTAL FLORIDA DIRECT PREMIUMS WRITTEN: \$54,105,343,785						
GUARANTY INCOME LIFE INS CO	64238	Foreign	1,790,698,511	1,334,805,081	455,893,430	46,947,388
GUARDIAN INS & ANN CO INC	78778	Foreign	14,070,085,584	13,554,572,890	515,512,694	28,650,022
GUARDIAN LIFE INS CO OF AMER	64246	Foreign	62,203,964,011	54,588,411,646	7,615,552,365	586,676,948
GUGGENHEIM LIFE & ANN CO	83607	Foreign	13,885,268,447	13,171,204,506	714,063,941	67,050,697
HANNOVER LIFE REASSUR CO OF AMER	88340	Domestic	17,527,200,244	16,974,373,869	552,826,375	0
HARLEYSVILLE LIFE INS CO	64327	Foreign	405,227,473	350,229,073	54,998,400	502,519
HARTFORD LIFE & ACCIDENT INS CO	70815	Foreign	12,877,681,451	10,233,785,154	2,643,896,297	176,232,424
HCC LIFE INS CO	92711	Foreign	1,182,574,870	537,802,032	644,772,838	31,038,968
HEALTH NET LIFE INS CO	66141	Foreign	606,106,312	230,508,278	375,598,037	0
HEARTLAND NATL LIFE INS CO	66214	Foreign	11,086,554	5,678,670	5,407,884	2,520,208
HERITAGE LIFE INS CO	64394	Foreign	4,860,342,720	3,901,680,036	958,662,684	0
HM LIFE INS CO	93440	Foreign	727,155,439	295,684,490	431,470,949	23,085,799
HOMESTEADERS LIFE CO	64505	Foreign	3,213,161,924	2,997,827,447	215,334,477	10,972,358
HORACE MANN LIFE INS CO	64513	Foreign	7,419,913,191	7,101,498,533	318,414,658	34,162,379
IA AMER LIFE INS CO	91693	Foreign	167,905,475	103,226,799	64,678,676	989,778
IDEALIFE INS CO	97764	Foreign	23,381,352	8,586,796	14,794,556	168,578
ILLINOIS MUT LIFE INS CO	64580	Foreign	1,530,661,447	1,275,265,609	255,395,838	7,481,776
INDEPENDENCE LIFE & ANN CO	64602	Foreign	3,529,019,747	3,358,779,446	170,240,301	0
INDEPENDENT ORDER OF FORESTERS US BR	58068	ALIEN	3,534,071,526	3,361,680,042	172,391,484	50,907,025
INDIVIDUAL ASSUR CO LIFE HLTH & ACC	81779	Foreign	21,810,309	14,197,190	7,613,119	5,495
INTEGRITY LIFE INS CO	74780	Foreign	9,914,359,619	8,643,015,906	1,271,343,713	50,397,619
INTRAMERICA LIFE INS CO	64831	Foreign	34,268,258	23,736,727	10,531,531	22,896
INVESTORS HERITAGE LIFE INS CO	64904	Foreign	833,297,650	774,840,046	58,457,604	36,916,442
INVESTORS LIFE INS CO N AMER	63487	Foreign	535,837,222	511,182,579	24,654,643	764,421
ISDA FRATERNAL ASSOC	56707	Foreign	146,973,858	138,448,535	8,525,323	0
JACKSON NATL LIFE INS CO	65056	Foreign	255,055,912,445	250,296,334,707	4,759,577,738	1,539,294,482
JEFFERSON NATL LIFE INS CO	64017	Foreign	7,674,725,960	7,622,388,994	52,336,966	91,490,620
JOHN ALDEN LIFE INS CO	65080	Foreign	193,827,263	174,617,832	19,209,431	2,385,276
JOHN HANCOCK LIFE & HLTH INS CO	93610	Foreign	16,068,034,070	14,959,195,407	1,108,838,663	10,513,727
JOHN HANCOCK LIFE INS CO USA	65838	Foreign	243,305,426,369	234,829,625,903	8,475,800,466	1,512,799,475
KANSAS CITY LIFE INS CO	65129	Foreign	3,399,891,980	3,139,087,616	260,804,362	15,962,408
KNIGHTS OF COLUMBUS	58033	Foreign	26,860,591,809	24,550,836,383	2,309,755,426	75,047,062
LAFAYETTE LIFE INS CO	65242	Foreign	5,797,492,857	5,438,629,370	358,863,487	32,003,170
LANDMARK LIFE INS CO	82252	Foreign	46,336,754	40,840,135	5,496,619	11,751
LANGHORNE REINS AZ LTD	71323	Foreign	10,026,558	1,895,883	8,130,675	336
LIBERTY BANKERS LIFE INS CO	68543	Foreign	2,006,201,895	1,764,083,896	242,117,999	28,964,418
LIBERTY NATL LIFE INS CO	65331	Foreign	8,043,501,246	7,487,557,101	555,944,145	61,462,144
LIFE INS CO OF AL	65412	Foreign	126,782,802	86,364,844	40,417,958	382,440
LIFE INS CO OF N AMER	65498	Foreign	9,469,345,037	7,165,407,496	2,303,937,541	248,148,253
LIFE INS CO OF THE SOUTHWEST	65528	Foreign	22,877,628,104	21,362,022,024	1,515,606,080	259,160,562
LIFE OF THE SOUTH INS CO	97691	Foreign	131,215,932	109,565,762	21,650,170	7,359,899
LIFESECURE INS CO	77720	Foreign	467,118,556	419,132,106	47,986,450	4,691,704
LIFESHIELD NATL INS CO	99724	Foreign	81,194,327	59,646,207	21,548,120	15,130,171
LINCOLN BENEFIT LIFE CO	65595	Foreign	9,172,932,447	8,820,322,586	352,609,861	90,458,641
LINCOLN HERITAGE LIFE INS CO	65927	Foreign	1,092,253,416	997,963,371	94,290,045	56,446,008
LINCOLN LIFE & ANN CO OF NY	62057	Foreign	15,653,834,948	14,548,275,010	1,105,559,938	8,860,199
LINCOLN LIFE ASSUR CO OF BOSTON	65315	Foreign	4,183,879,037	3,876,114,307	307,764,730	98,805,636
LINCOLN NATL LIFE INS CO	65676	Foreign	267,230,224,882	259,075,697,484	8,154,527,398	2,454,075,127
LOMBARD INTL LIFE ASSUR CO	60232	Foreign	7,374,043,804	7,350,442,405	23,601,399	44,494,202
LOYAL AMER LIFE INS CO	65722	Foreign	367,867,440	233,002,461	134,864,979	5,260,549
LOYAL CHRISTIAN BENEFIT ASSN	56758	Foreign	199,213,934	189,194,516	10,019,418	26,724
LUMICO LIFE INS CO	73504	Foreign	127,474,037	29,938,379	97,535,658	3,578,799
MADISON NATL LIFE INS CO INC	65781	Foreign	201,921,941	118,666,313	83,255,628	3,210,114

SOURCE: NAIC ANNUAL STATEMENT – EXH. OF ASSETS; EXH. OF LIABILITIES, SURPLUS AND OTHER FUNDS; STATE PAGE

AUTHORIZED FLORIDA INSURER FINANCIAL ABSTRACTS, BY NAIC STATEMENT TYPE

Calender Year 2019

Pursuant to section 624.315(1)(a), F.S.

COMPANY	NAIC CODE	DOMICILE	NET ADMITTED ASSETS (\$)	LIABILITIES (\$)	CAPITAL AND SURPLUS (\$)	FL DIRECT PREMIUMS WRITTEN (\$)
LIFE, ACCIDENT AND HEALTH, TOTAL FLORIDA DIRECT PREMIUMS WRITTEN: \$54,105,343,785						
MANHATTAN LIFE INS CO	65870	Foreign	647,343,019	581,334,728	66,008,291	9,941,811
MANHATTAN NATL LIFE INS CO	67083	Foreign	144,079,550	134,219,232	9,860,318	881,136
MANHATTANLIFE ASSUR CO OF AMER	61883	Foreign	737,784,189	558,337,226	179,446,963	2,313,161
MASSACHUSETTS MUT LIFE INS CO	65935	Foreign	268,249,285,895	249,356,375,724	18,892,910,171	1,739,818,290
MEDAMERICA INS CO OF FL	12967	Domestic	63,301,080	56,303,509	6,997,570	3,999,802
MEDICO CORP LIFE INS CO	79987	Foreign	48,375,164	22,568,644	25,806,520	956,620
MEDICO INS CO	31119	Foreign	52,699,850	19,914,940	32,784,910	5,769,346
MEMBERS LIFE INS CO	86126	Foreign	244,473,699	204,484,416	39,989,283	50,095,398
MERIT LIFE INS CO	65951	Foreign	59,209,176	39,014,968	20,194,208	-179,375
METROPOLITAN LIFE INS CO	65978	Foreign	389,508,221,199	378,593,461,481	10,914,759,718	1,165,299,994
METROPOLITAN TOWER LIFE INS CO	97136	Foreign	26,314,677,486	24,812,200,095	1,502,477,391	279,671,056
MID WEST NATL LIFE INS CO OF TN	66087	Foreign	63,896,828	33,367,683	30,529,145	1,230,443
MIDLAND NATL LIFE INS CO	66044	Foreign	60,416,250,451	56,563,818,475	3,852,431,976	353,248,962
MIDWESTERN UNITED LIFE INS CO	66109	Foreign	231,359,269	88,160,511	143,198,758	87,593
MINNESOTA LIFE INS CO	66168	Foreign	56,377,324,162	53,228,459,120	3,148,865,041	467,296,358
MML BAY STATE LIFE INS CO	70416	Foreign	5,117,785,433	4,824,331,111	293,454,322	1,873,560
MODERN WOODMEN OF AMER	57541	Foreign	17,340,647,018	15,322,338,423	2,018,308,594	37,771,983
MONITOR LIFE INS CO OF NY	81442	Foreign	16,194,233	4,074,216	12,120,017	1,070,515
MONY LIFE INS CO	66370	Foreign	6,887,226,906	6,497,704,650	389,522,256	10,228,071
MUNICH AMER REASSUR CO	66346	Foreign	8,006,785,435	7,350,874,278	655,911,158	0
MUNICH RE US LIFE CORP	69604	Foreign	9,542,999	1,544,151	7,998,848	0
MUTUAL OF AMER LIFE INS CO	88668	Foreign	23,658,085,164	22,820,855,352	837,229,916	123,590,946
MUTUAL OF OMAHA INS CO	71412	Foreign	9,107,411,493	5,967,427,284	3,139,984,209	57,879,113
MUTUAL SAVINGS LIFE INS CO	66397	Foreign	480,540,655	419,955,541	60,585,114	107,749
MUTUAL TRUST LIFE INS CO A PAN AMER	66427	Foreign	2,115,968,305	1,953,711,155	162,257,150	11,992,379
NASSAU LIFE & ANN CO	93734	Foreign	275,879,215	238,097,840	37,781,375	45,205,651
NASSAU LIFE INS CO	67814	Foreign	11,733,899,587	11,285,600,106	448,299,481	16,694,432
NASSAU LIFE INS CO OF KS	68284	Foreign	75,529,231	57,347,506	18,181,725	1,126,933
NASSAU LIFE INS CO OF TX	62359	Foreign	401,796,295	362,572,609	39,223,686	23,563,887
NATIONAL BENEFIT LIFE INS CO	61409	Foreign	592,388,106	447,661,499	144,726,607	3,805,266
NATIONAL GUARDIAN LIFE INS CO	66583	Foreign	4,301,641,831	3,934,229,803	367,412,028	45,096,328
NATIONAL HLTH INS CO	82538	Foreign	87,247,122	56,283,429	30,963,693	4,048,239
NATIONAL INTEGRITY LIFE INS CO	75264	Foreign	4,484,103,987	4,106,965,408	377,138,579	2,809,695
NATIONAL LIFE INS CO	66680	Foreign	10,102,738,743	7,813,432,673	2,289,306,070	40,382,157
NATIONAL SECURITY INS CO	66788	Foreign	59,254,114	43,012,024	16,242,090	58,496
NATIONAL SLOVAK SOCIETY OF THE USA	56782	Foreign	1,317,899,478	1,253,802,855	64,096,623	6,917,879
NATIONAL TEACHERS ASSOC LIFE INS CO	87963	Foreign	541,016,732	472,652,892	68,363,840	7,094,775
NATIONAL WESTERN LIFE INS CO	66850	Foreign	10,792,617,514	9,263,130,099	1,529,487,415	45,101,236
NATIONWIDE LIFE & ANN INS CO	92657	Foreign	34,069,652,058	31,853,890,486	2,215,761,572	536,642,497
NATIONWIDE LIFE INS CO	66869	Foreign	155,132,804,799	146,311,234,319	8,821,570,480	1,373,154,799
NEW ENGLAND LIFE INS CO	91626	Foreign	9,118,516,375	9,002,712,145	115,804,230	11,117,882
NEW ERA LIFE INS CO	78743	Foreign	552,527,034	451,605,507	100,921,527	1,241,581
NEW ERA LIFE INS CO OF MIDWEST	69698	Foreign	149,536,471	133,513,292	16,023,179	0
NEW YORK LIFE INS & ANN CORP	91596	Foreign	164,737,209,518	155,382,602,211	9,354,607,307	821,622,183
NEW YORK LIFE INS CO	66915	Foreign	189,231,107,933	167,198,836,315	22,032,271,618	495,527,196
NIPPON LIFE INS CO OF AMER	81264	Foreign	226,480,695	82,310,043	144,170,652	94,443
NORTH AMER CO LIFE & HLTH INS	66974	Foreign	29,479,087,264	27,939,343,520	1,539,743,744	274,448,866
NORTHWESTERN LONG TERM CARE INS CO	69000	Foreign	283,246,348	109,741,037	173,505,311	45,337,303
NORTHWESTERN MUT LIFE INS CO	67091	Foreign	290,318,368,691	266,102,119,018	24,216,249,673	941,824,150
NYLIFE INS CO OF AZ	81353	Foreign	163,796,926	55,654,713	108,142,213	1,304,672
OCCIDENTAL LIFE INS CO OF NC	67148	Foreign	259,888,573	230,714,844	29,173,729	3,376,867
OCEANVIEW LIFE & ANNUITY CO	68446	Foreign	646,077,141	512,006,878	134,070,263	2,294
OHIO NATL LIFE ASSUR CORP	89206	Foreign	2,998,568,823	2,741,125,934	257,442,889	37,772,879

SOURCE: NAIC ANNUAL STATEMENT – EXH. OF ASSETS; EXH. OF LIABILITIES, SURPLUS AND OTHER FUNDS; STATE PAGE

AUTHORIZED FLORIDA INSURER FINANCIAL ABSTRACTS, BY NAIC STATEMENT TYPE

Calender Year 2019

Pursuant to section 624.315(1)(a), F.S.

COMPANY	NAIC CODE	DOMICILE	NET ADMITTED ASSETS (\$)	LIABILITIES (\$)	CAPITAL AND SURPLUS (\$)	FL DIRECT PREMIUMS WRITTEN (\$)
LIFE, ACCIDENT AND HEALTH, TOTAL FLORIDA DIRECT PREMIUMS WRITTEN: \$54,105,343,785						
OLD AMER INS CO	67199	Foreign	278,246,514	258,508,212	19,738,302	2,838,942
OLD REPUBLIC LIFE INS CO	67261	Foreign	107,791,721	67,706,164	40,085,557	374,597
OLD UNITED LIFE INS CO	76007	Foreign	95,888,055	30,836,472	65,051,583	375,944
OPTIMUM RE INS CO	88099	Foreign	211,537,255	166,358,205	45,179,050	0
OPTUM INS OF OH INC	69647	Foreign	506,750,507	440,563,699	66,186,808	42,012
ORDER OF UNITED COMMERCIAL TRAVELERS	56383	Foreign	14,062,904	6,489,987	7,572,917	2,117,237
OXFORD LIFE INS CO	76112	Foreign	2,377,063,803	2,153,799,670	223,264,133	19,603,588
OZARK NATL LIFE INS CO	67393	Foreign	773,968,120	715,563,698	58,404,422	548,263
PACIFIC LIFE & ANN CO	97268	Foreign	7,786,118,308	7,240,538,274	545,580,035	2,402,358
PACIFIC LIFE INS CO	67466	Foreign	145,661,154,773	135,151,553,954	10,509,600,820	1,029,127,736
PACIFICARE LIFE & HLTH INS CO	70785	Foreign	191,009,467	5,026,778	185,982,689	466,340
PAN AMER ASSUR CO	93459	Foreign	22,421,574	3,049,772	19,371,802	3,492,676
PAN AMER ASSUR CO INTL INC	13602	ALIEN	5,542,237	21,146	5,521,091	0
PAN AMER LIFE INS CO	67539	Foreign	1,276,266,389	1,044,687,773	231,578,615	10,368,029
PARK AVENUE LIFE INS CO	60003	Foreign	220,589,795	175,130,740	45,459,054	12,092
PARKER CENTENNIAL ASSUR CO	71099	Foreign	96,190,075	48,759,590	47,430,485	64,608
PARTNERRE LIFE REINS CO OF AMER	74900	Foreign	89,345,841	54,076,551	35,269,290	0
PAUL REVERE LIFE INS CO	67598	Foreign	3,213,512,467	3,040,342,942	173,169,525	8,927,061
PAVONIA LIFE INS CO OF MI	93777	Foreign	1,061,291,930	990,361,068	70,930,862	1,453,782
PENN INS & ANN CO	93262	Foreign	7,173,481,507	6,548,195,698	625,285,809	34,261,384
PENN MUT LIFE INS CO	67644	Foreign	23,326,945,774	21,328,259,404	1,998,686,370	131,658,994
PHILADELPHIA AMER LIFE INS CO	67784	Foreign	326,106,180	267,760,192	58,345,988	6,466,064
PHL VARIABLE INS CO	93548	Foreign	5,931,061,660	5,877,835,690	53,225,970	49,448,343
PHYSICIANS LIFE INS CO	72125	Foreign	1,726,294,376	1,553,481,838	172,812,538	10,277,875
PHYSICIANS MUT INS CO	80578	Foreign	2,480,535,724	1,443,151,361	1,037,384,362	10,785,611
PIONEER AMER INS CO	67873	Foreign	87,026,848	55,185,529	31,841,319	2,381,369
PIONEER MUT LIFE INS CO	67911	Foreign	510,720,461	467,163,448	43,557,013	476,554
PIONEER SECURITY LIFE INS CO	67946	Foreign	104,371,621	37,941,608	66,430,013	6,298,329
PLATEAU INS CO	97152	Foreign	29,649,568	12,092,488	17,557,080	-64,783
POLISH NATL ALLIANCE US OF NA	57622	Foreign	430,829,376	408,980,699	21,848,677	577,948
POLISH NATL UNION OF AMER	56839	Foreign	26,282,208	25,386,406	895,802	25,933
POLISH ROMAN CATHOLIC UNION OF AMER	57630	Foreign	200,446,107	189,402,901	11,043,206	227,726
PRIMERICA LIFE INS CO	65919	Foreign	1,594,604,290	928,599,126	666,005,164	185,061,227
PRINCIPAL LIFE INS CO	61271	Foreign	209,684,961,378	204,491,590,886	5,193,370,492	1,074,021,171
PRINCIPAL NATL LIFE INS CO	71161	Foreign	476,406,439	255,536,876	220,869,563	65,891,896
PROFESSIONAL INS CO	68047	Foreign	113,671,972	58,725,162	54,946,810	2,168,658
PROTECTIVE LIFE & ANNUITY INS CO	88536	Foreign	5,998,821,965	5,653,331,003	345,490,962	2,417,964
PROTECTIVE LIFE INS CO	68136	Foreign	70,360,857,339	65,445,111,960	4,915,745,379	319,499,964
PROVIDENT AMER LIFE & HLTH INS CO	67903	Foreign	8,806,634	1,056,456	7,750,178	38,173
PROVIDENT LIFE & ACCIDENT INS CO	68195	Foreign	7,893,439,986	7,234,575,318	658,864,668	61,537,852
PRUCO LIFE INS CO	79227	Foreign	130,478,925,010	128,813,565,876	1,665,359,134	915,401,442
PRUDENTIAL ANN LIFE ASSUR CORP	86630	Foreign	59,047,336,012	54,298,858,173	4,748,477,839	75,879,561
PRUDENTIAL INS CO OF AMER	68241	Foreign	292,318,260,622	280,834,946,769	11,483,313,853	1,116,422,620
PRUDENTIAL RETIREMENT INS & ANN CO	93629	Foreign	80,985,848,475	79,807,846,328	1,178,002,147	183,077,650
PURITAN LIFE INS CO OF AMER	71390	Foreign	188,100,656	165,230,988	22,869,668	2,332,313
RELIABLE LIFE INS CO	68357	Foreign	22,284,521	9,196,228	13,088,293	17,334
RELIANCE STANDARD LIFE INS CO	68381	Foreign	15,902,859,022	14,385,730,424	1,517,128,598	166,875,598
RELIASTAR LIFE INS CO	67105	Foreign	19,707,318,577	18,171,039,571	1,536,279,005	197,804,530
RELIASTAR LIFE INS CO OF NY	61360	Foreign	2,848,634,263	2,545,272,473	303,361,790	9,277,171
RENAISSANCE LIFE & HLTH INS CO OF AM	61700	Foreign	92,618,018	36,441,420	56,176,598	8,965,443
RESERVE NATL INS CO	68462	Foreign	149,935,253	110,276,335	39,658,918	1,634,277
RESOURCE LIFE INS CO	61506	Foreign	6,906,515	167,130	6,739,385	0
RGA REINS CO	93572	Foreign	41,587,905,889	39,437,823,342	2,150,082,547	0

SOURCE: NAIC ANNUAL STATEMENT – EXH. OF ASSETS; EXH. OF LIABILITIES, SURPLUS AND OTHER FUNDS; STATE PAGE

AUTHORIZED FLORIDA INSURER FINANCIAL ABSTRACTS, BY NAIC STATEMENT TYPE

Calender Year 2019

Pursuant to section 624.315(1)(a), F.S.

COMPANY	NAIC CODE	DOMICILE	NET ADMITTED ASSETS (\$)	LIABILITIES (\$)	CAPITAL AND SURPLUS (\$)	FL DIRECT PREMIUMS WRITTEN (\$)
LIFE, ACCIDENT AND HEALTH, TOTAL FLORIDA DIRECT PREMIUMS WRITTEN: \$54,105,343,785						
RIVERSOURCE LIFE INS CO	65005	Foreign	106,703,124,277	103,789,046,648	2,914,077,629	401,841,002
ROYAL NEIGHBORS OF AMER	57657	Foreign	1,104,741,695	910,062,028	194,679,654	11,219,821
S USA LIFE INS CO INC	60183	Foreign	78,360,742	66,918,301	11,442,441	3,781,207
SAGICOR LIFE INS CO	60445	Foreign	2,037,279,535	1,938,520,898	98,758,637	42,982,971
SCOR GLOBAL LIFE AMER REINS CO	64688	Foreign	1,065,267,888	858,496,912	206,770,976	0
SCOR GLOBAL LIFE RE INS CO OF DE	87017	Foreign	446,196,900	347,022,682	99,174,218	0
SCOR GLOBAL LIFE USA REINS CO	97071	Foreign	764,549,297	526,745,396	237,803,901	0
SECURIAN LIFE INS CO	93742	Foreign	1,437,177,706	989,890,426	447,287,279	74,249,344
SECURITY BENEFIT LIFE INS CO	68675	Foreign	36,450,727,074	33,418,965,157	3,031,761,917	211,939,841
SECURITY LIFE OF DENVER INS CO	68713	Foreign	15,511,325,976	14,630,263,165	881,062,811	67,148,702
SECURITY MUT LIFE INS CO OF NY	68772	Foreign	2,830,112,657	2,656,869,476	173,243,181	17,104,251
SECURITY NATL LIFE INS CO	69485	Foreign	645,188,655	595,798,474	49,390,181	4,113,482
SENIOR LIFE INS CO	78662	Foreign	69,791,903	58,499,445	11,292,458	8,046,248
SENTINEL AMER LIFE INS CO	77119	Foreign	25,948,164	20,303,460	5,644,704	29
SENTINEL SECURITY LIFE INS CO	68802	Foreign	690,365,888	634,050,993	56,314,895	188,005,143
SENTRY LIFE INS CO	68810	Foreign	8,168,802,859	7,859,918,500	308,884,359	20,928,583
SERB NATL FEDERATION	56936	Foreign	48,289,362	44,611,886	3,677,476	2,318
SETTLERS LIFE INS CO	97241	Foreign	443,670,536	385,018,241	58,652,295	1,486,346
SHELTERPOINT INS CO	89958	Domestic	9,658,614	1,469,706	8,188,908	27,246
SHELTERPOINT LIFE INS CO	81434	Foreign	189,354,714	126,202,674	63,152,040	0
SHENANDOAH LIFE INS CO	68845	Foreign	1,001,213,046	901,825,477	99,387,569	3,174,783
SILAC INS CO	62952	Foreign	1,636,173,672	1,514,885,767	121,287,905	188,307,783
SLOVENE NATL BENEFIT SOCIETY	57673	Foreign	213,265,551	205,724,835	7,540,715	21,536
SONS OF NORWAY	57142	Foreign	345,973,165	329,724,016	16,249,149	594,114
SOUTHERN FARM BUREAU LIFE INS CO	68896	Foreign	14,730,989,978	12,009,310,021	2,721,679,957	46,499,685
SOUTHERN LIFE & HLTH INS CO	88323	Foreign	68,793,358	36,007,968	32,785,390	0
STANDARD INS CO	69019	Foreign	26,665,363,624	25,221,678,604	1,443,685,020	430,903,315
STANDARD LIFE & ACCIDENT INS CO	86355	Foreign	500,366,402	206,674,552	293,691,850	6,435,955
STANDARD LIFE & CAS INS CO	71706	Foreign	37,681,460	30,919,272	6,762,188	806,728
STANDARD SECURITY LIFE INS CO OF NY	69078	Foreign	114,520,991	57,451,864	57,069,127	144,269
STARMOUNT LIFE INS CO	68985	Foreign	110,154,995	61,116,575	49,038,420	6,660,676
STATE FARM LIFE INS CO	69108	Foreign	78,649,703,815	66,289,302,585	12,360,401,229	274,575,013
STATE LIFE INS CO	69116	Foreign	9,334,497,787	8,789,535,334	544,962,453	97,018,160
STATE MUT INS CO	69132	Foreign	180,079,486	159,787,693	20,291,793	2,633,846
STERLING INVESTORS LIFE INS CO	89184	Foreign	93,700,560	83,445,611	10,254,949	2,653,481
STERLING LIFE INS CO	77399	Foreign	32,117,222	18,799,284	13,317,938	215,925
SUN LIFE & HLTH INS CO	80926	Foreign	964,902,331	856,958,452	107,943,879	1,812,333
SUNSET LIFE INS CO OF AMER	69272	Foreign	297,802,575	272,910,589	24,891,986	219,208
SUPREME COUNCIL THE ROYAL ARCANUM	58181	Foreign	109,606,990	97,468,550	12,138,440	126,647
SURETY LIFE INS CO	69310	Foreign	28,965,383	1,343,565	27,621,819	1,833,835
SWISS RE LIFE & HLTH AMER INC	82627	Foreign	12,728,907,225	11,197,259,338	1,531,647,888	0
SYMETRA LIFE INS CO	68608	Foreign	42,241,900,005	40,100,281,783	2,141,618,222	530,847,625
SYMETRA NATL LIFE INS CO	90581	Foreign	20,877,918	8,945,302	11,932,616	5,050
TALCOTT RESOLUTION LIFE & ANN INS CO	71153	Foreign	34,277,678,078	33,298,393,744	979,284,334	79,820,621
TALCOTT RESOLUTION LIFE INS CO	88072	Foreign	88,716,224,026	85,521,775,195	3,194,448,830	191,622,225
TEACHERS INS & ANN ASSOC OF AMER	69345	Foreign	315,595,363,842	276,723,568,230	38,871,795,611	384,116,743
TEXAS LIFE INS CO	69396	Foreign	1,351,324,635	1,225,849,580	125,475,055	6,863,710
TEXAS SERV LIFE INS CO	83160	Foreign	102,937,219	87,872,305	15,064,914	0
THE CINCINNATI LIFE INS CO	76236	Foreign	4,674,763,761	4,470,941,574	203,822,187	8,864,220
THE SAVINGS BANK MUT LIFE INS CO OF	70435	Foreign	3,407,591,581	3,213,689,489	193,902,092	38,583,231
THRIVENT FINANCIAL FOR LUTHERANS	56014	Foreign	102,221,368,087	92,156,557,523	10,064,810,564	148,888,357
TIAA CREF LIFE INS CO	60142	Foreign	13,137,836,113	12,627,299,507	510,536,606	56,816,702
TIER ONE INS CO	92908	Foreign	14,709,908	2,601,666	12,108,242	0

SOURCE: NAIC ANNUAL STATEMENT – EXH. OF ASSETS; EXH. OF LIABILITIES, SURPLUS AND OTHER FUNDS; STATE PAGE

AUTHORIZED FLORIDA INSURER FINANCIAL ABSTRACTS, BY NAIC STATEMENT TYPE

Calender Year 2019

Pursuant to section 624.315(1)(a), F.S.

COMPANY	NAIC CODE	DOMICILE	NET ADMITTED ASSETS (\$)	LIABILITIES (\$)	CAPITAL AND SURPLUS (\$)	FL DIRECT PREMIUMS WRITTEN (\$)
LIFE, ACCIDENT AND HEALTH, TOTAL FLORIDA DIRECT PREMIUMS WRITTEN: \$54,105,343,785						
TIME INS CO	69477	Foreign	16,198,536	12,742,101	3,456,435	13,302,963
TRANS OCEANIC LIFE INS CO	69523	Foreign	77,337,328	44,936,809	32,400,519	2,563
TRANS WORLD ASSUR CO	69566	Foreign	342,234,100	256,464,902	85,769,198	645,052
TRANSAMERICA FINANCIAL LIFE INS CO	70688	Foreign	31,907,544,546	30,889,577,002	1,017,967,544	176,911,400
TRANSAMERICA LIFE INS CO	86231	Foreign	130,191,349,520	123,630,599,903	6,560,749,617	858,882,397
TRANSAMERICA PREMIER LIFE INS CO	66281	Foreign	52,514,951,859	50,207,465,060	2,307,486,799	215,864,746
TRAVELERS PROTECTIVE ASSN OF AMER	56006	Foreign	14,305,815	1,729,568	12,576,247	845
TRUSTMARK INS CO	61425	Foreign	1,654,084,711	1,323,209,377	330,875,334	62,700,754
TRUSTMARK LIFE INS CO	62863	Foreign	276,681,818	103,893,458	172,788,360	2,222,647
UBS LIFE INS CO USA	67423	Foreign	43,638,831	1,732,197	41,906,634	0
UKRAINIAN NATL ASSN INC	57215	Foreign	175,021,453	163,734,182	11,287,271	521,634
UNICARE LIFE & HLTH INS CO	80314	Foreign	894,834,913	672,699,023	222,135,890	594,460
UNIFIED LIFE INS CO	11121	Foreign	222,178,688	198,174,945	24,003,743	1,054,461
UNIMERICA INS CO	91529	Foreign	396,027,198	191,262,827	204,764,371	8,700,742
UNION FIDELITY LIFE INS CO	62596	Foreign	20,382,772,970	19,654,148,037	728,624,933	1,226,921
UNION LABOR LIFE INS CO	69744	Foreign	4,284,759,934	4,154,892,214	129,867,721	2,850,137
UNION NATL LIFE INS CO	69779	Foreign	19,667,559	2,908,370	16,759,189	13,746
UNION SECURITY INS CO	70408	Foreign	2,608,475,680	2,484,836,996	123,638,684	30,412,739
UNITED AMER INS CO	92916	Foreign	707,602,983	559,771,925	147,831,058	175,785,299
UNITED HERITAGE LIFE INS CO	63983	Foreign	626,855,397	556,019,555	70,835,843	96,639
UNITED HOME LIFE INS CO	69922	Foreign	103,975,635	82,909,470	21,066,165	6,523,143
UNITED INS CO OF AMER	69930	Foreign	4,149,531,441	3,738,428,590	411,102,851	22,912,465
UNITED LIFE INS CO	69973	Foreign	1,763,519,717	1,605,924,456	157,595,261	2,001,333
UNITED OF OMAHA LIFE INS CO	69868	Foreign	26,246,357,059	24,484,419,088	1,761,937,972	354,451,517
UNITED SECURITY ASSUR CO OF PA	42129	Foreign	39,720,850	27,966,680	11,754,170	1,972,947
UNITED STATES LETTER CARRIERS MUT BE	56456	Foreign	260,157,383	224,256,233	35,901,150	1,218,596
UNITED STATES LIFE INS CO IN THE CIT	70106	Foreign	29,539,983,628	27,968,967,255	1,571,016,373	26,864,606
UNITED WORLD LIFE INS CO	72850	Foreign	147,255,898	101,190,780	46,065,117	9,180,236
UNITEDHEALTHCARE INS CO	79413	Foreign	20,997,100,708	12,461,621,975	8,535,478,733	7,419,765,739
UNITEDHEALTHCARE LIFE INS CO	97179	Foreign	239,305,200	102,659,296	136,645,904	2,214,530
UNITY FINANCIAL LIFE INS CO	63819	Foreign	323,880,659	306,927,763	16,952,897	2,928,888
UNUM INS CO	67601	Foreign	67,270,050	20,013,151	47,256,899	1,289,617
UNUM LIFE INS CO OF AMER	62235	Foreign	22,429,844,712	20,664,069,377	1,765,775,335	261,257,465
US BR GREAT WEST LIFE ASSUR CO	80705	Foreign	38,382,778	7,381,527	31,001,251	564,401
US BR SUN LIFE ASSUR CO OF CANADA	80802	ALIEN	19,515,462,286	18,527,789,038	987,673,248	226,995,053
US BUSINESS OF CANADA LIFE ASSUR CO	80659	ALIEN	4,120,742,258	3,916,762,782	203,979,476	3,680,000
US FINANCIAL LIFE INS CO	84530	Foreign	529,305,938	438,159,131	91,146,807	6,760,664
USAA LIFE INS CO	69663	Foreign	26,401,574,492	23,729,542,452	2,672,032,039	178,643,841
USABLE LIFE	94358	Foreign	476,223,356	245,714,463	230,508,893	11,463,522
UTIC INS CO	81531	Foreign	116,348,500	95,969,019	20,379,481	0
VANTIS LIFE INS CO	68632	Foreign	565,096,518	474,084,067	91,012,451	1,935,338
VARIABLE ANN LIFE INS CO	70238	Foreign	85,830,014,702	83,229,721,379	2,600,293,323	828,553,291
VENERABLE INS & ANN CO	80942	Foreign	50,251,784,592	47,810,383,525	2,441,401,066	5,521,875
VOYA RETIREMENT INS & ANN CO	86509	Foreign	112,248,435,722	110,243,563,541	2,004,872,181	836,278,430
WASHINGTON NATL INS CO	70319	Foreign	5,604,249,159	5,256,672,315	347,576,845	38,909,292
WEST COAST LIFE INS CO	70335	Foreign	5,347,951,677	4,905,778,799	442,172,878	29,472,708
WESTERN & SOUTHERN LIFE INS CO	70483	Foreign	10,903,120,299	5,475,136,515	5,427,983,784	9,005,154
WESTERN SOUTHERN LIFE ASSUR CO	92622	Foreign	14,808,181,342	13,739,450,983	1,068,730,359	208,555,289
WESTERN UNITED LIFE ASSUR CO	85189	Foreign	1,225,139,160	1,144,909,776	80,229,384	58,375
WILCAC LIFE INS CO	62413	Foreign	2,975,823,551	2,884,895,562	90,927,989	1,427,741
WILCO LIFE INS CO	65900	Foreign	2,679,113,037	2,517,373,704	161,739,337	10,482,632
WILLIAM PENN ASSN	57010	Foreign	486,387,214	451,162,064	35,225,150	5,194,588
WILLIAM PENN LIFE INS CO OF NY	66230	Foreign	1,317,488,898	1,212,965,892	104,523,006	7,867,650

SOURCE: NAIC ANNUAL STATEMENT – EXH. OF ASSETS; EXH. OF LIABILITIES, SURPLUS AND OTHER FUNDS; STATE PAGE

AUTHORIZED FLORIDA INSURER FINANCIAL ABSTRACTS, BY NAIC STATEMENT TYPE

Calendar Year 2019

Pursuant to section 624.315(1)(a), F.S.

COMPANY	NAIC CODE	DOMICILE	NET ADMITTED ASSETS (\$)	LIABILITIES (\$)	CAPITAL AND SURPLUS (\$)	FL DIRECT PREMIUMS WRITTEN (\$)
LIFE, ACCIDENT AND HEALTH, TOTAL FLORIDA DIRECT PREMIUMS WRITTEN: \$54,105,343,785						
WILTON REASSUR CO	66133	Foreign	18,346,577,418	17,503,027,003	843,550,415	0
WILTON REASSUR LIFE CO OF NY	60704	Foreign	871,896,746	768,720,186	103,176,560	3,541,115
WOMANS LIFE INS SOCIETY	56170	Foreign	203,458,913	187,697,692	15,761,222	41,459
WOODMEN WORLD LIFE INS SOC	57320	Foreign	11,101,466,158	9,535,959,919	1,565,506,239	34,603,029
WORKMENS BENEFIT FUND OF THE USA	57290	Foreign	32,347,252	31,138,788	1,208,464	84,058
WYSH LIFE & HLTH INS CO	80055	Foreign	9,917,838	322,804	9,595,034	0
ZURICH AMER LIFE INS CO	90557	Foreign	15,201,331,927	15,035,113,049	166,218,878	92,397,104
PROPERTY AND CASUALTY, TOTAL FLORIDA DIRECT PREMIUMS WRITTEN: \$56,579,660,248						
21ST CENTURY CENTENNIAL INS CO	34789	Foreign	209,559,447	238,390	209,321,057	-823
21ST CENTURY IND INS CO	43974	Foreign	16,989,801	.	16,989,801	0
21ST CENTURY INS CO	12963	Foreign	1,054,974,289	1,505,066	1,053,469,223	0
21ST CENTURY N AMER INS CO	32220	Foreign	613,570,949	14,137,282	599,433,668	0
21ST CENTURY PREMIER INS CO	20796	Foreign	99,876,135	71,177	99,804,958	3,837
ACA FIN GUAR CORP	22896	Foreign	212,078,535	133,361,830	78,716,705	0
ACADEMIC MEDICAL PROFESSIONALS INS E	12934	Foreign	5,483,036	2,697,494	2,785,542	78,609
ACCELERANT NATL INS CO	10220	Foreign	8,988,633	311,831	8,676,802	0
ACCEPTANCE IND INS CO	20010	Foreign	360,256,345	179,131,711	181,124,634	4,146,853
ACCIDENT FUND GEN INS CO	12304	Foreign	266,143,510	155,681,645	110,461,865	5,846,023
ACCIDENT FUND INS CO OF AMER	10166	Foreign	4,148,594,743	3,061,176,479	1,087,418,264	16,381,022
ACCIDENT FUND NATL INS CO	12305	Foreign	188,806,755	105,120,907	83,685,848	1,535,863
ACCREDITED SURETY & CAS CO INC	26379	Domestic	287,078,043	217,676,392	69,401,650	6,594,138
ACE AMER INS CO	22667	Foreign	23,962,471,676	18,963,131,345	4,999,340,331	377,706,284
ACE FIRE UNDERWRITERS INS CO	20702	Foreign	103,746,487	21,834,801	81,911,686	3,829,118
ACE INS CO OF THE MIDWEST	26417	Foreign	55,120,322	15,463,766	39,656,556	95,848,246
ACE PROP & CAS INS CO	20699	Foreign	11,986,620,581	8,982,146,085	3,004,474,496	78,973,438
ACIG INS CO	19984	Foreign	569,607,767	407,944,747	161,663,020	1,796,569
ACSTAR INS CO	22950	Foreign	47,808,052	25,488,731	22,319,321	26,793
ADDISON INS CO	10324	Foreign	132,090,920	86,960,815	45,130,105	8,910,344
ADM INS CO	33987	Foreign	22,940,393	-452,205	23,392,598	0
ADMIRAL IND CO	44318	Foreign	64,347,995	19,647,863	44,700,133	91,723
ADMIRAL INS CO	24856	Foreign	806,067,833	93,255,374	712,812,459	35,452,655
ADRIATIC INS CO	39381	Foreign	111,528,762	19,989,247	91,539,515	3,356,020
ADVANCED PROVIDERS INS RRG INC	12166	Foreign	1,571,511	49,558	1,521,953	0
AEGIS SECURITY INS CO	33898	Foreign	207,179,807	141,639,124	65,540,683	4,341,966
AETNA INS CO OF CT	36153	Foreign	16,901,139	242,495	16,658,644	0
AFFILIATED FM INS CO	10014	Foreign	3,686,254,446	1,648,269,564	2,037,984,882	23,455,636
AFFILIATES INS RECIP A RRG	13677	Foreign	8,047,083	1,947,130	6,099,953	41,982
AGCS MARINE INS CO	22837	Foreign	293,557,393	135,139,074	158,418,319	32,571,774
AGENCY INS CO OF MD INC	35173	Foreign	259,412,421	188,505,081	70,907,341	0
AGENT ALLIANCE INS CO	10389	Foreign	63,829,294	16,199,581	47,629,713	1,011,427
AGRI GEN INS CO	42757	Foreign	140,498,095	-165,290	140,663,385	19,135,559
AIG ASSUR CO	40258	Foreign	36,560,806	698,165	35,862,641	-54,758
AIG PROP CAS CO	19402	Foreign	87,043,364	31,362,913	55,680,451	243,421,594
AIG SPECIALTY INS CO	26883	Foreign	133,101,539	83,252,951	49,848,588	40,981,691
AIU INS CO	19399	Foreign	99,155,187	22,610,792	76,544,395	1,336
AIX SPECIALTY INS CO	12833	Foreign	54,027,211	405,434	53,621,777	13,014,883
ALAMANCE INS CO	10957	Foreign	473,021,050	102,118,035	370,903,014	0
ALASKA NATL INS CO	38733	Foreign	1,063,805,415	515,208,675	548,596,740	113,024
ALEA NORTH AMERICA INS CO	24899	Foreign	129,998,012	77,030,808	52,967,204	0

SOURCE: NAIC ANNUAL STATEMENT – EXH. OF ASSETS; EXH. OF LIABILITIES, SURPLUS AND OTHER FUNDS; STATE PAGE

AUTHORIZED FLORIDA INSURER FINANCIAL ABSTRACTS, BY NAIC STATEMENT TYPE

Calendar Year 2019

Pursuant to section 624.315(1)(a), F.S.

COMPANY	NAIC CODE	DOMICILE	NET ADMITTED ASSETS (\$)	LIABILITIES (\$)	CAPITAL AND SURPLUS (\$)	FL DIRECT PREMIUMS WRITTEN (\$)
PROPERTY AND CASUALTY, TOTAL FLORIDA DIRECT PREMIUMS WRITTEN: \$56,579,660,248						
ALERT AUTO INS CO	16584	Domestic	7,643,349	230,553	7,412,796	160,221
ALFA MUT INS CO	19135	Foreign	1,472,472,673	850,038,946	622,433,726	0
ALLEGHENY CAS CO	13285	Foreign	33,226,106	7,448,742	25,777,364	934,389
ALLEGIANT INS CO INC A RRG	11965	Foreign	43,403,565	24,546,881	18,856,684	1,288,059
ALLIANCE OF NONPROFITS FOR INS RRG	10023	Foreign	133,284,661	86,494,435	46,790,226	9,888,306
ALLIANZ GLOBAL RISKS US INS CO	35300	Foreign	8,418,209,579	6,689,843,875	1,728,365,704	37,389,252
ALLIANZ REINS AMER INC	21911	Foreign	3,041,972,257	2,582,927,042	459,045,215	0
ALLIANZ UNDERWRITERS INS CO	36420	Foreign	103,973,472	42,709,638	61,263,834	5,892,026
ALLIED EASTERN IND CO	11242	Foreign	109,531,571	89,127,164	20,404,407	113,510
ALLIED INS CO OF AMER	10127	Foreign	124,146,095	109,312,615	14,833,480	43,876,310
ALLIED PROFESSIONALS INS CO RRG	11710	Foreign	50,513,103	26,818,819	23,694,284	826,073
ALLIED PROP & CAS INS CO	42579	Foreign	301,559,577	241,100,920	60,458,657	64,551,966
ALLIED WORLD ASSUR CO US INC	19489	Foreign	492,583,990	342,707,256	149,876,734	28,252,025
ALLIED WORLD INS CO	22730	Foreign	2,334,951,234	1,315,996,468	1,018,954,766	13,555,888
ALLIED WORLD NATL ASSUR CO	10690	Foreign	463,416,746	307,692,692	155,724,054	18,181,859
ALLIED WORLD SPECIALTY INS CO	16624	Foreign	1,091,057,754	727,054,614	364,003,140	22,432,189
ALLIED WORLD SURPLUS LINES INS CO	24319	Foreign	446,170,993	335,510,407	110,660,586	18,535,391
ALLMERICA FIN BENEFIT INS CO	41840	Foreign	55,081,045	524,003	54,557,042	7,912,888
ALLSTATE FIRE & CAS INS CO	29688	Foreign	250,062,613	10,099,440	239,963,173	1,154,613,559
ALLSTATE IND CO	19240	Foreign	114,893,148	11,775,585	103,117,563	132,269,416
ALLSTATE INS CO	19232	Foreign	52,940,982,971	33,829,861,266	19,111,121,705	455,364,745
ALLSTATE NORTHBROOK IND CO	36455	Foreign	56,393,564	875,289	55,518,275	0
ALLSTATE PROP & CAS INS CO	17230	Foreign	221,692,402	19,806,584	201,885,818	177,724,588
ALLSTATE VEHICLE & PROP INS CO	37907	Foreign	59,847,735	8,311,179	51,536,556	0
ALPHA PROP & CAS INS CO	38156	Foreign	36,418,188	22,453,232	13,964,956	10,587,408
AMALGAMATED CAS INS CO	13293	Foreign	55,496,433	20,310,486	35,185,947	640,271
AMBAC ASSUR CORP	18708	Foreign	2,768,198,810	1,680,572,732	1,087,626,078	14,708
AMCO INS CO	19100	Foreign	688,452,532	469,673,751	218,778,781	-565
AMERICAN AGRI BUSINESS INS CO	12548	Foreign	709,801,824	674,411,143	35,390,681	22,913,760
AMERICAN AGRICULTURAL INS CO	10103	Foreign	1,450,675,605	830,756,434	619,919,171	0
AMERICAN ALT INS CORP	19720	Foreign	547,842,952	337,341,608	210,501,344	29,017,972
AMERICAN ASSOC OF OTHODONTISTS RRG	10232	Foreign	52,067,207	31,519,485	20,547,722	638,458
AMERICAN AUTOMOBILE INS CO	21849	Foreign	129,183,191	47,658,399	81,524,792	19,901,700
AMERICAN BANKERS INS CO OF FL	10111	Domestic	2,454,045,950	1,834,841,731	619,204,219	2,531,927,110
AMERICAN BUILDERS INS CO	11240	Foreign	162,280,636	110,086,733	52,193,903	51,995,734
AMERICAN BUILDERS INS CO RRG INC	12631	Foreign	8,087,633	6,284,173	1,803,460	950,562
AMERICAN CAPITAL ASSUR CORP	12601	Domestic	123,341,577	62,214,387	61,127,190	80,559,549
AMERICAN CAS CO OF READING PA	20427	Foreign	123,632,684	2,309	123,630,375	44,495,285
AMERICAN COASTAL INS CO	12968	Domestic	565,522,177	457,812,542	107,709,635	302,302,199
AMERICAN COMMERCE INS CO	19941	Foreign	339,215,204	225,351,362	113,863,842	1,210,498
AMERICAN COMPENSATION INS CO	45934	Foreign	69,338,846	12,622,984	56,715,862	4,555,533
AMERICAN CONTRACTORS IND CO	10216	Foreign	354,322,970	225,497,759	128,825,211	2,297,892
AMERICAN CONTRACTORS INS CO RRG	12300	Foreign	52,118,965	39,668,845	12,450,120	2,571,370
AMERICAN ECONOMY INS CO	19690	Foreign	19,339,781	647,580	18,692,200	408,041
AMERICAN EMPIRE INS CO	37990	Foreign	22,314,110	442,434	21,871,676	0
AMERICAN EMPIRE SURPLUS LINES INS CO	35351	Foreign	128,249,299	2,691,667	125,557,632	7,581,653
AMERICAN EQUITY INS CO	43117	Foreign	97,430,618	18,000	97,412,617	0
AMERICAN EQUITY SPECIALTY INS CO	10819	Foreign	81,896,653	54,923,494	26,973,158	0
AMERICAN EXCESS INS EXCH RRG	10903	Foreign	273,901,858	146,198,855	127,703,004	0
AMERICAN FAMILY CONNECT PROP & CAS I	29068	Foreign	1,898,530,103	1,090,495,318	808,034,785	26,508,745
AMERICAN FAMILY HOME INS CO	23450	Domestic	317,602,570	205,479,276	112,123,294	723,508
AMERICAN FAMILY MUT INS CO SI	19275	Foreign	21,726,623,160	14,537,471,179	7,189,151,981	0
AMERICAN FIRE & CAS CO	24066	Foreign	43,005,162	1,223,244	41,781,917	6,680,364

SOURCE: NAIC ANNUAL STATEMENT – EXH. OF ASSETS; EXH. OF LIABILITIES, SURPLUS AND OTHER FUNDS; STATE PAGE

AUTHORIZED FLORIDA INSURER FINANCIAL ABSTRACTS, BY NAIC STATEMENT TYPE

Calender Year 2019

Pursuant to section 624.315(1)(a), F.S.

COMPANY	NAIC CODE	DOMICILE	NET ADMITTED ASSETS (\$)	LIABILITIES (\$)	CAPITAL AND SURPLUS (\$)	FL DIRECT PREMIUMS WRITTEN (\$)
PROPERTY AND CASUALTY, TOTAL FLORIDA DIRECT PREMIUMS WRITTEN: \$56,579,660,248						
AMERICAN GUAR & LIAB INS	26247	Foreign	276,134,015	93,343,757	182,790,258	115,764,869
AMERICAN HALLMARK INS CO OF TX	43494	Foreign	475,191,744	317,352,430	157,839,314	615,708
AMERICAN HOME ASSUR CO	19380	Foreign	22,964,233,417	16,970,438,786	5,993,794,631	62,414,054
AMERICAN INS CO	21857	Foreign	129,984,358	60,007,101	69,977,257	6,972,507
AMERICAN INTEGRITY INS CO OF FL	12841	Domestic	284,750,526	206,689,218	78,061,308	341,514,383
AMERICAN INTER FIDELITY EXCH	40088	Foreign	152,664,021	112,221,229	40,442,792	0
AMERICAN INTERSTATE INS CO	31895	Foreign	1,168,544,078	808,592,558	359,951,520	40,609,032
AMERICAN LIBERTY INS CO	12200	Foreign	18,337,830	12,390,348	5,947,482	0
AMERICAN MERCURY INS CO	16810	Foreign	402,052,959	240,542,186	161,510,773	15,497
AMERICAN MILLENNIUM INS CO	26140	Foreign	38,401,966	29,368,099	9,033,867	0
AMERICAN MODERN HOME INS CO	23469	Foreign	939,041,454	596,491,159	342,550,295	1,537,950
AMERICAN MODERN INS CO OF FL	12314	Domestic	40,678,390	25,678,377	15,000,013	15,623,538
AMERICAN MODERN PROP & CAS INS CO	42722	Foreign	158,892,011	126,673,903	32,218,108	0
AMERICAN MODERN SELECT INS CO	38652	Foreign	153,748,525	91,963,761	61,784,764	0
AMERICAN NATL GEN INS CO	39942	Foreign	121,689,596	53,704,520	67,985,076	0
AMERICAN NATL LLOYDS INS CO	10043	Foreign	98,145,349	27,806,424	70,338,925	2,138,300
AMERICAN NATL PROP & CAS CO	28401	Foreign	1,599,084,726	876,795,842	722,288,884	4,177,341
AMERICAN PET INS CO	12190	Foreign	154,729,618	80,920,062	73,809,556	25,759,963
AMERICAN PLATINUM PROP & CAS INS CO	13563	Domestic	22,638,194	6,205,470	16,432,724	7,494,185
AMERICAN PROP INS CO	21806	Foreign	33,450,840	22,303,871	11,146,969	3,342,477
AMERICAN RELIABLE INS CO	19615	Foreign	311,193,387	221,316,238	89,877,149	15,019,942
AMERICAN ROAD INS CO	19631	Foreign	747,589,598	430,397,378	317,192,220	18,633,563
AMERICAN SAFETY INS CO	33103	Foreign	16,647,278	908,871	15,738,407	1,864,596
AMERICAN SECURITY INS CO	42978	Foreign	1,450,583,326	880,075,422	570,507,904	292,113,153
AMERICAN SENTINEL INS CO	17965	Foreign	34,857,570	22,798,115	12,059,455	0
AMERICAN SOUTHERN HOME INS CO	41998	Domestic	112,542,615	67,884,530	44,658,085	32,335,681
AMERICAN SOUTHERN INS CO	10235	Foreign	122,035,116	76,207,981	45,827,135	7,607,124
AMERICAN STATES INS CO	19704	Foreign	48,787,533	8,374,261	40,413,272	1,670,141
AMERICAN STRATEGIC INS CORP	10872	Domestic	1,727,241,348	1,090,016,624	637,224,724	138,705,644
AMERICAN SUMMIT INS CO	19623	Foreign	34,624,147	15,423,411	19,200,736	0
AMERICAN SURETY CO	31380	Foreign	12,836,498	2,598,647	10,237,851	760,419
AMERICAN TRADITIONS INS CO	12359	Domestic	117,542,152	87,186,970	30,355,182	129,056,829
AMERICAN TRANSPORTATION GRP INS RRG	16384	Foreign	39,650,713	32,906,422	6,744,291	11,932,103
AMERICAN WESTERN HOME INS CO	35912	Foreign	155,952,413	87,934,227	68,018,186	-40,396
AMERICAN ZURICH INS CO	40142	Foreign	292,527,121	68,461,176	224,065,945	119,670,496
AMERISURE INS CO	19488	Foreign	843,606,944	623,748,111	219,858,833	113,872,420
AMERISURE MUT INS CO	23396	Foreign	2,413,704,681	1,405,284,820	1,008,419,861	78,695,803
AMERISURE PARTNERS INS CO	11050	Foreign	109,568,956	63,423,362	46,145,594	3,248,285
AMERITRUST INS CORP	10665	Foreign	19,265,233	1,052,094	18,213,139	751,331
AMEX ASSUR CO	27928	Foreign	235,867,561	48,631,351	187,236,211	20,699,101
AMGUARD INS CO	42390	Foreign	1,471,541,921	1,228,733,709	242,808,212	83,703,255
AMICA MUT INS CO	19976	Foreign	5,360,643,572	2,577,780,931	2,782,862,641	142,948,677
AMICA PROP & CAS INS CO	12287	Foreign	106,458,842	23,356,003	83,102,839	216,253
ANCHOR GEN INS CO	40010	Foreign	80,001,829	55,772,783	24,229,046	0
ANCHOR PROP & CAS INS CO	15617	Domestic	66,940,879	60,060,318	6,880,561	71,469,504
APPALACHIAN INS CO	10316	Foreign	290,649,511	88,357,752	202,291,759	0
APPLIED MEDICO LEGAL SOLUTIONS RRG	11598	Foreign	171,134,940	117,949,621	53,185,319	4,765,305
ARAG INS CO	34738	Foreign	103,151,319	29,066,345	74,084,974	7,045,232
ARCH IND INS CO	30830	Foreign	125,810,446	84,290,072	41,520,375	0
ARCH INS CO	11150	Foreign	4,521,604,088	3,566,148,486	955,455,602	131,204,883
ARCH MORTGAGE GUAR CO	18732	Foreign	48,839,798	2,516,903	46,322,895	69,294
ARCH MORTGAGE INS CO	40266	Foreign	1,986,748,028	1,788,031,413	198,716,615	49,622,347
ARCH PROP CAS INS CO	10946	Foreign	82,045,729	1,201,935	80,843,794	0

SOURCE: NAIC ANNUAL STATEMENT – EXH. OF ASSETS; EXH. OF LIABILITIES, SURPLUS AND OTHER FUNDS; STATE PAGE

AUTHORIZED FLORIDA INSURER FINANCIAL ABSTRACTS, BY NAIC STATEMENT TYPE

Calendar Year 2019

Pursuant to section 624.315(1)(a), F.S.

COMPANY	NAIC CODE	DOMICILE	NET ADMITTED ASSETS (\$)	LIABILITIES (\$)	CAPITAL AND SURPLUS (\$)	FL DIRECT PREMIUMS WRITTEN (\$)
PROPERTY AND CASUALTY, TOTAL FLORIDA DIRECT PREMIUMS WRITTEN: \$56,579,660,248						
ARCH REINS CO	10348	Foreign	2,121,758,438	819,955,657	1,301,802,781	0
ARCH SPECIALTY INS CO	21199	Foreign	558,567,606	241,020,516	317,547,090	103,761,247
ARCOA RRG INC	13177	Foreign	27,926,341	15,075,232	12,851,109	5,561,805
ARGONAUT GREAT CENTRAL INS CO	19860	Foreign	49,466,837	20,799,397	28,667,440	0
ARGONAUT INS CO	19801	Foreign	2,050,445,939	1,094,231,962	956,213,977	48,332,382
ARGONAUT MIDWEST INS CO	19828	Foreign	23,374,040	5,029,950	18,344,090	2,250,909
ARISE BOILER INSPECTION & INS CO RRG	13580	Foreign	5,547,564	1,309,325	4,238,239	11,229
ARMED FORCES INS EXCH	41459	Foreign	125,969,393	67,312,551	58,656,842	6,330,823
ARROWOOD IND CO	24678	Foreign	971,541,248	848,810,942	122,730,306	0
ARTISAN & TRUCKERS CAS CO	10194	Foreign	474,389,921	383,252,422	91,137,499	-387
ASCENDANT COMMERCIAL INS INC	13683	Domestic	86,377,567	72,976,755	13,400,812	94,378,823
ASCOT INS CO	23752	Foreign	106,250,521	40,049,887	66,200,634	4,485,256
ASCOT SPECIALTY INS CO	45055	Foreign	85,413,862	21,292,464	64,121,397	900,000
ASHMERE INS CO	40398	Domestic	12,565,551	3,485,332	9,080,219	-89,700
ASI ASSUR CORP	12196	Domestic	45,597,426	8,837,570	36,759,856	6,197,448
ASI HOME INS CORP	11072	Domestic	51,508,015	31,124,822	20,383,193	921,862
ASI PREFERRED INS CORP	13142	Domestic	139,556,814	90,913,543	48,643,271	384,108,915
ASPEN AMER INS CO	43460	Foreign	1,017,830,851	515,453,066	502,377,785	35,484,590
ASPEN SPECIALTY INS CO	10717	Foreign	656,313,671	473,220,986	183,092,685	100,888,780
ASSOC OF CERT MORTG ORIGINATORS RRG	14425	Foreign	2,259,434	979,780	1,279,654	0
ASSOCIATED IND CORP	21865	Foreign	106,497,138	12,719,472	93,777,666	2,108,891
ASSOCIATED INDUSTRIES INS CO INC	23140	Domestic	63,327,200	9,886,632	53,440,568	130,695,967
ASSURANCEAMERICA INS CO	11558	Foreign	107,839,223	79,486,288	28,352,935	33,132,476
ASSURED GUAR CORP	30180	Foreign	2,927,044,085	1,151,932,655	1,775,111,430	0
ASSURED GUAR MUNICIPAL CORP	18287	Foreign	5,402,873,464	2,711,466,866	2,691,406,598	3,520,726
ATAIN INS CO	29033	Foreign	88,875,455	31,297,983	57,577,472	34,989
ATAIN SPECIALTY INS CO	17159	Foreign	410,114,237	178,250,404	231,863,833	3,757,927
ATEGRITY SPECIALTY INS CO	16427	Foreign	92,060,992	40,472,801	51,588,191	4,622,226
ATHOME INS CO	23833	Foreign	10,066,420	18,472	10,047,948	0
ATLANTIC CAS INS CO	42846	Foreign	466,344,621	268,277,664	198,066,957	12,658,925
ATLANTIC SPECIALTY INS CO	27154	Foreign	2,484,105,453	1,737,252,539	746,852,914	41,287,878
ATRADIUS TRADE CREDIT INS CO	25422	Foreign	143,032,332	56,955,411	86,076,921	4,491,019
ATTPRO RRG RECIP RRG	13795	Foreign	4,190,830	3,212,762	978,068	2,302,328
AUSTIN MUT INS CO	13412	Foreign	71,200,438	13,598,697	57,601,741	0
AUTO CLUB INS ASSOC	21202	Foreign	4,667,469,068	2,520,839,128	2,146,629,940	0
AUTO CLUB INS CO OF FL	12813	Domestic	440,120,843	228,542,154	211,578,690	233,023,664
AUTO CLUB S INS CO	41041	Domestic	169,301,903	103,919,078	65,382,825	120,644,489
AUTO OWNERS INS CO	18988	Foreign	17,473,780,730	5,395,620,932	12,078,159,798	187,595,723
AUTOMOBILE INS CO OF HARTFORD CT	19062	Foreign	1,076,285,125	768,993,906	307,291,219	21,013
AVATAR PROP & CAS INS CO	13139	Domestic	91,230,123	73,377,557	17,852,566	88,581,513
AVEMCO INS CO	10367	Foreign	80,822,714	31,485,717	49,336,997	1,487,019
AVENTUS INS CO	22390	Foreign	34,478,596	10,721,740	23,756,856	14,092,217
AXA INS CO	33022	Foreign	251,311,198	109,167,452	142,143,746	7,089,514
AXIS INS CO	37273	Foreign	1,760,772,231	1,189,407,278	571,364,953	40,456,518
AXIS REINS CO	20370	Foreign	3,755,383,602	2,797,499,821	957,883,781	378,512
AXIS SPECIALTY INS CO	15610	Foreign	793,327,752	609,563,868	183,763,884	0
AXIS SURPLUS INS CO	26620	Foreign	610,128,105	449,665,438	160,462,667	91,417,495
BALBOA INS CO	24813	Foreign	48,382,816	2,717,527	45,665,289	-2,879
BANKERS INS CO	33162	Domestic	141,506,521	64,823,335	76,683,187	9,431,852
BANKERS SPECIALTY INS CO	13041	Foreign	51,835,945	11,965,242	39,870,703	1,947,576
BANKERS STANDARD INS CO	18279	Foreign	348,023,460	143,336,312	204,687,148	1,446,952
BAR VERMONT RRG INC	10174	Foreign	35,399,521	10,128,817	25,270,704	351,281
BAY INS RRG INC	15582	Foreign	1,346,184	237,867	1,108,319	0

SOURCE: NAIC ANNUAL STATEMENT – EXH. OF ASSETS; EXH. OF LIABILITIES, SURPLUS AND OTHER FUNDS; STATE PAGE

AUTHORIZED FLORIDA INSURER FINANCIAL ABSTRACTS, BY NAIC STATEMENT TYPE

Calender Year 2019

Pursuant to section 624.315(1)(a), F.S.

COMPANY	NAIC CODE	DOMICILE	NET ADMITTED ASSETS (\$)	LIABILITIES (\$)	CAPITAL AND SURPLUS (\$)	FL DIRECT PREMIUMS WRITTEN (\$)
PROPERTY AND CASUALTY, TOTAL FLORIDA DIRECT PREMIUMS WRITTEN: \$56,579,660,248						
BCS INS CO	38245	Foreign	322,837,926	175,120,333	147,717,593	14,074,358
BEAZLEY INS CO INC	37540	Foreign	819,916,114	614,874,881	205,041,233	12,832,881
BENCHMARK INS CO	41394	Foreign	479,519,127	343,578,497	135,940,630	3,213,802
BERKLEY ASSUR CO	39462	Foreign	91,992,454	34,583,590	57,408,864	19,771,260
BERKLEY CAS CO	15911	Foreign	46,906,163	16,925,780	29,980,384	354,046
BERKLEY INS CO	32603	Foreign	19,894,550,068	13,881,488,080	6,013,061,988	26,145,324
BERKLEY NATL INS CO	38911	Foreign	183,015,193	126,127,699	56,887,494	7,816,908
BERKLEY REGIONAL INS CO	29580	Foreign	855,423,235	73,877,817	781,545,418	2,924,715
BERKLEY SPECIALTY INS CO	31295	Foreign	78,031,284	17,590,797	60,440,487	4,413,860
BERKSHIRE HATHAWAY ASSUR CORP	13070	Foreign	2,158,179,774	343,523,219	1,814,656,556	0
BERKSHIRE HATHAWAY DIRECT INS CO	10391	Foreign	173,885,488	31,727,501	142,157,988	3,573,433
BERKSHIRE HATHAWAY HOMESTATE INS CO	20044	Foreign	3,453,445,158	1,584,374,659	1,869,070,499	10,044,270
BERKSHIRE HATHAWAY SPECIALTY INS CO	22276	Foreign	5,667,794,027	1,693,601,565	3,974,192,463	38,285,448
BITCO GEN INS CORP	20095	Foreign	1,009,494,904	729,766,869	279,728,035	18,057,251
BITCO NATL INS CO	20109	Foreign	365,604,343	193,227,691	172,376,651	8,246,705
BLACKBOARD INS CO	26611	Foreign	49,939,097	32,534,524	17,404,573	18,564,745
BLACKBOARD SPECIALTY INS CO	13551	Foreign	52,256,488	17,739,580	34,516,907	402,213
BLUE HILL SPECIALTY INS CO INC	15643	Foreign	437,584,437	389,449,485	48,134,952	0
BLUESHORE INS CO	22250	Foreign	100,838,533	74,733,304	26,105,230	0
BOND SAFEGUARD INS CO	27081	Foreign	77,982,025	33,247,351	44,734,674	363,239
BONDSMAN INS CO	12319	Foreign	8,580,610	507,036	8,073,574	0
BOSTON IND CO INC	30279	Foreign	27,713,479	1,762,618	25,950,860	27,905
BRIDGEFIELD CAS INS CO	10335	Domestic	63,439,433	9,579,137	53,860,296	145,731,530
BRIDGEFIELD EMPLOYERS INS CO	10701	Domestic	113,832,598	3,089,959	110,742,639	185,000,617
BRIDGEWAY INS CO	12489	Foreign	49,926,631	1,368,288	48,558,343	-146
BRIERFIELD INS CO	10993	Foreign	14,201,036	4,582,179	9,618,857	19,427,815
BRISTOL W INS CO	19658	Foreign	155,962,327	111,093,461	44,868,866	1,235,328
BROOKLYN SPECIALTY INS CO RRG INC	16396	Foreign	5,474,031	2,737,897	2,736,134	1,940,356
BROTHERHOOD MUT INS CO	13528	Foreign	796,404,039	515,998,509	280,405,530	321,919
BUILD AMER MUT ASSUR CO	14380	Foreign	534,883,932	132,502,454	402,381,478	537,280
BUILDERS INS	10704	Foreign	739,679,463	442,848,887	296,830,576	0
BUILDERS MUT INS CO	10844	Foreign	1,059,954,733	601,088,109	458,866,624	29,345,717
BURLINGTON INS CO	23620	Foreign	374,938,976	199,392,480	175,546,495	28,642,210
BUSINESSFIRST INS CO	11697	Domestic	59,745,923	39,790,557	19,955,366	27,364,233
C A R RRG INC	15921	Foreign	2,098,820	665,170	1,433,650	213,615
CABLE INS CO	16572	Domestic	10,194,104	3,051,809	7,142,295	3,348,574
CALIFORNIA CAS IND EXCH	20117	Foreign	523,694,757	356,479,843	167,214,914	0
CALIFORNIA CAS INS CO	20125	Foreign	69,067,971	36,978,937	32,089,034	4,747,137
CAMICO MUT INS CO	36340	Foreign	97,545,830	53,996,012	43,549,818	907,420
CAMPMED CAS & IND CO INC	12260	Foreign	20,417,719	220,335	20,197,384	1,348
CANAL IND CO	27790	Foreign	54,830,364	2,805,983	52,024,381	0
CANAL INS CO	10464	Foreign	914,552,688	434,880,803	479,671,885	13,076,110
CANOPIUS US INS	12961	Foreign	223,196,167	92,565,920	130,630,247	4,483,046
CANOPY RRG INC	16434	Foreign	15,697,910	8,598,959	7,098,951	1,200,000
CAPACITY INS CO	32930	Domestic	23,951,084	14,753,736	9,197,348	14,626,415
CAPITOL IND CORP	10472	Foreign	717,210,921	443,568,690	273,642,231	2,781,410
CAPITOL PREFERRED INS CO	10908	Domestic	193,168,882	150,457,225	42,711,657	170,539,416
CAPITOL SPECIALTY INS CORP	10328	Foreign	182,131,916	122,196,999	59,934,917	31,461,456
CARE RRG INC	11825	Foreign	22,512,165	18,499,979	4,012,186	1,711,506
CARING COMMUNITIES RECIPIENT RRG	12373	Foreign	116,560,317	53,939,511	62,621,318	1,632,879
CAROLINA CAS INS CO	10510	Foreign	209,119,686	101,200,582	107,919,104	9,124,298
CASTLE KEY IND CO	10835	Foreign	16,676,652	5,006,491	11,670,161	66,163,447
CASTLE KEY INS CO	30511	Foreign	409,319,255	140,443,877	268,875,378	98,532,196

SOURCE: NAIC ANNUAL STATEMENT – EXH. OF ASSETS; EXH. OF LIABILITIES, SURPLUS AND OTHER FUNDS; STATE PAGE

AUTHORIZED FLORIDA INSURER FINANCIAL ABSTRACTS, BY NAIC STATEMENT TYPE

Calender Year 2019

Pursuant to section 624.315(1)(a), F.S.

COMPANY	NAIC CODE	DOMICILE	NET ADMITTED ASSETS (\$)	LIABILITIES (\$)	CAPITAL AND SURPLUS (\$)	FL DIRECT PREMIUMS WRITTEN (\$)
PROPERTY AND CASUALTY, TOTAL FLORIDA DIRECT PREMIUMS WRITTEN: \$56,579,660,248						
CATERPILLAR INS CO	11255	Foreign	980,163,149	566,495,330	413,667,819	16,922,374
CATLIN INS CO	19518	Foreign	109,634,496	73,213,513	36,420,983	4,451,199
CATLIN SPECIALTY INS CO	15989	Foreign	627,688,934	434,664,361	193,024,573	900,292
CEDAR INS CO	20273	Foreign	14,186,227	259,243	13,926,984	0
CENSTAT CAS CO	11499	Foreign	27,779,155	7,113,659	20,665,496	58,059
CENTAURI SPECIALTY INS CO	12573	Domestic	107,571,734	90,929,383	16,642,351	54,548,481
CENTENNIAL CAS CO	34568	Foreign	139,855,117	44,022,854	95,832,263	529,878
CENTRAL STATES IND CO OF OMAHA	34274	Foreign	641,450,536	81,959,361	559,491,177	582,826
CENTRE INS CO	34649	Foreign	33,925,171	23,133,631	10,791,540	0
CENTURION CAS CO	42765	Foreign	5,508,292	12,048	5,496,244	0
CENTURION MEDICAL LIAB PROTECT RRG	11976	Foreign	21,960,039	12,265,882	9,694,157	1,703,215
CENTURY NATL INS CO	26905	Foreign	111,190,271	76,153,825	35,036,446	36,393,164
CENTURY SURETY CO	36951	Foreign	83,500,969	2,431,357	81,069,612	13,308,651
CERITY INS CO	10006	Foreign	157,363,763	110,661,131	46,702,632	0
CHARTER OAK FIRE INS CO	25615	Foreign	985,284,829	750,934,854	234,349,975	110,010,261
CHEROKEE GUAR CO INC A RRG	14388	Foreign	27,565,326	21,605,993	5,959,333	31,580
CHEROKEE INS CO	10642	Foreign	627,444,546	400,363,862	227,080,684	4,444,128
CHICAGO INS CO	22810	Foreign	79,132,397	12,232,099	66,900,298	0
CHUBB CUSTOM INS CO	38989	Foreign	276,343,497	41,080,520	235,262,977	17,110,251
CHUBB IND INS CO	12777	Foreign	273,946,225	95,138,450	178,807,775	9,131,442
CHUBB NATL INS CO	10052	Foreign	266,073,161	85,020,466	181,052,695	1,632,064
CHURCH INS CO	10669	Foreign	24,419,780	5,923,701	18,496,079	0
CHURCH MUT INS CO S I	18767	Foreign	1,981,276,274	1,301,845,901	679,430,373	23,054,851
CIM INS CORP	22004	Foreign	18,083,848	138,481	17,945,366	-35,988
CIMARRON INS CO INC	20400	Foreign	25,588,012	13,623,670	11,964,342	158,223
CIRCLE STAR INS CO RRG	11839	Foreign	2,668,971	475,135	2,193,836	0
CITIZENS PROP INS CORP	10064	Domestic	9,110,471,510	2,792,538,505	6,317,933,005	876,559,612
CITY NATL INS CO	41335	Foreign	25,332,303	10,525,899	14,806,404	0
CLAIM PROFESSIONALS LIAB INS CO RRG	12172	Foreign	5,086,308	2,035,738	3,050,570	619,052
CLARENDON NATL INS CO	20532	Foreign	695,115,956	490,366,428	204,749,528	-360,134
CLEAR BLUE INS CO	28860	Foreign	74,419,694	27,762,668	46,657,026	96,723,143
CLEAR BLUE SPECIALTY INS CO	37745	Foreign	114,778,513	8,013,284	106,765,229	25,510,614
CLEAR SPRING PROP & CAS CO	15563	Foreign	154,919,052	112,976,938	41,942,113	7,475,582
CM REGENT INS CO	12356	Foreign	157,844,096	59,290,046	98,554,050	0
CM VANTAGE SPECIALTY INS CO	15872	Foreign	67,677,546	12,710,745	54,966,800	2,884,538
COAST NATL INS CO	25089	Foreign	611,696,163	159,562,803	452,133,360	0
COFACE N AMER INS CO	31887	Foreign	156,391,086	106,971,870	49,419,217	7,626,607
COLISEUM REINS CO	36552	Foreign	235,246,085	78,845,346	156,400,739	0
COLLEGE RRG INC	13613	Foreign	31,513,392	19,082,367	12,431,025	291,726
COLONIAL AMER CAS & SURETY CO	34347	Foreign	22,569,752	1,289,351	21,280,401	52,266
COLONIAL SURETY CO	10758	Foreign	75,499,475	24,350,344	51,149,131	978,288
COLONY INS CO	39993	Foreign	1,919,536,773	1,436,971,001	482,565,772	74,356,247
COLONY SPECIALTY INS CO	36927	Foreign	68,092,013	41,670,571	26,421,442	483,325
COLORADO CAS INS CO	41785	Foreign	5,934,715	399,381	5,535,335	0
COLUMBIA CAS CO	31127	Foreign	240,083,144	134,990	239,948,154	36,964,056
COLUMBIA INS CO	27812	Foreign	30,808,515,153	5,711,782,036	25,096,733,117	12
COLUMBIA NATL RRG INC	10803	Foreign	1,888,234	644,062	1,244,172	9,270
COMMERCE & INDUSTRY INS CO	19410	Foreign	451,208,585	15,801,788	435,406,797	16,478,866
COMMERCE INS CO	34754	Foreign	2,184,845,078	1,570,410,283	614,434,795	0
COMMERCIAL HIRECAR INS CO RRG	15836	Foreign	13,794,381	12,393,278	1,401,103	0
COMMUNITY BLOOD CNTR EXCH RRG	13893	Foreign	18,598,332	3,686,774	14,911,558	29,762
COMPASS SPECIALTY INS RRG INC	15867	Foreign	11,298,929	7,596,656	3,702,273	281,065
CONIFER INS CO	29734	Foreign	151,311,107	105,104,799	46,206,309	4,938,463

SOURCE: NAIC ANNUAL STATEMENT – EXH. OF ASSETS; EXH. OF LIABILITIES, SURPLUS AND OTHER FUNDS; STATE PAGE

AUTHORIZED FLORIDA INSURER FINANCIAL ABSTRACTS, BY NAIC STATEMENT TYPE

Calender Year 2019

Pursuant to section 624.315(1)(a), F.S.

COMPANY	NAIC CODE	DOMICILE	NET ADMITTED ASSETS (\$)	LIABILITIES (\$)	CAPITAL AND SURPLUS (\$)	FL DIRECT PREMIUMS WRITTEN (\$)
PROPERTY AND CASUALTY, TOTAL FLORIDA DIRECT PREMIUMS WRITTEN: \$56,579,660,248						
CONSTITUTION INS CO	32190	Foreign	24,961,367	1,466,270	23,495,097	0
CONSUMER SPECIALTIES INS CO RRG	10075	Foreign	4,019,395	2,067,918	1,951,477	6,000
CONTINENTAL CAS CO	20443	Foreign	43,379,970,168	32,593,423,575	10,786,546,593	412,380,164
CONTINENTAL DIVIDE INS CO	35939	Foreign	25,967,143	10,054,793	15,912,350	22,671,189
CONTINENTAL HERITAGE INS CO	39551	Domestic	34,766,223	7,789,402	26,976,820	873,957
CONTINENTAL IND CO	28258	Foreign	234,498,440	124,349,757	110,148,683	3,410,740
CONTINENTAL INS CO	35289	Foreign	1,853,203,866	168,275,595	1,684,928,271	85,829,894
CONTINUING CARE RRG INC	11798	Foreign	10,984,046	9,189,608	1,794,438	0
CONTRACTORS BONDING & INS CO	37206	Foreign	234,160,799	115,871,814	118,288,985	3,116,661
CONTRACTORS INS CO OF N AMER INC RRG	11603	Foreign	30,527,010	19,879,478	10,647,535	203,518
COPIC RRG	14906	Foreign	3,137,031	1,736,450	1,400,581	0
COREPOINTE INS CO	10499	Foreign	17,212,680	2,349,423	14,863,257	11,685
COUNTY HALL INS CO INC A RRG	15947	Foreign	77,190,241	61,695,332	15,494,909	9,971,050
COURTESY INS CO	26492	Domestic	1,045,371,258	560,138,327	485,232,931	419,448,177
COVERYS RRG INC	14160	Foreign	43,654,198	33,760,318	9,893,881	0
COVERYS SPECIALTY INS CO	15686	Foreign	95,210,008	42,367,680	52,842,327	8,332,571
COVINGTON SPECIALTY INS CO	13027	Foreign	101,142,355	48,729,354	52,413,001	34,684,360
CPA MUT INS CO OF AMER RRG	10164	Foreign	15,830,108	10,277,379	5,552,729	506,452
CRESTBROOK INS CO	18961	Foreign	145,847,699	98,211,665	47,636,034	1,066,889
CROSSFIT RRG INC	13720	Foreign	8,932,093	6,281,168	2,650,925	193,227
CRUDEN BAY RRG INC	11676	Foreign	17,740,044	10,275,162	7,464,882	1,430,392
CRUM & FORSTER IND CO	31348	Foreign	61,500,002	40,388,025	21,111,977	14,799,101
CRUM & FORSTER SPECIALTY INS CO	44520	Foreign	169,126,831	118,031,109	51,095,722	46,440,164
CRYSTAL RIDGE SPECIALTY INS CO INC	16275	Foreign	15,803,570	102,006	15,701,564	0
CUMIS INS SOCIETY INC	10847	Foreign	2,180,548,896	1,171,930,206	1,008,618,689	27,053,010
CUMIS SPECIALTY INS CO INC	12758	Foreign	50,706,022	1,693,413	49,012,609	45,213
CURATOR MD RRG INC	16409	Foreign	15,728,218	9,954,690	5,773,528	5,633,437
CUSA RRG INC	16222	Foreign	7,601,593	6,446,674	1,154,919	161,129
CYPRESS PROP & CAS INS CO	10953	Domestic	97,794,229	72,480,385	25,313,844	75,389,619
DAILY UNDERWRITERS OF AMER	35483	Foreign	57,509,503	17,923,197	39,586,306	362,999
DAIRYLAND INS CO	21164	Foreign	1,494,481,688	1,012,978,179	481,503,509	4,561,945
DAKOTA TRUCK UNDERWRITERS	34924	Foreign	151,045,130	91,208,579	59,836,551	1,851
DAN RRG INC	15928	Foreign	4,157,626	3,232,488	925,137	590,206
DEALERS ASSUR CO	16705	Foreign	147,855,622	65,653,119	82,202,503	7,414,233
DEPOSITORS INS CO	42587	Foreign	272,958,076	234,416,337	38,541,739	86,011,611
DEVELOPERS SURETY & IND CO	12718	Foreign	682,763,063	534,596,085	148,166,978	3,521,226
DIAMOND STATE INS CO	42048	Foreign	113,351,606	80,399,346	32,952,260	4,091
DIGITAL ADVANTAGE INS CO	34711	Foreign	36,838,865	8,419,520	28,419,345	0
DIGITAL AFFECT INS CO	29530	Foreign	11,847,755	43,907	11,803,848	0
DIRECT GEN INS CO	42781	Foreign	204,568,258	155,057,011	49,511,247	212,019,816
DIRECT NATL INS CO	23736	Foreign	6,884,325	1,403,341	5,480,984	0
DISCOVER PROP & CAS INS CO	36463	Foreign	142,156,447	79,212,312	62,944,135	0
DISCOVER SPECIALTY INS CO	10213	Foreign	113,702,824	76,876,541	36,826,284	0
DOCTORS CO AN INTERINS EXCH	34495	Foreign	4,408,732,106	2,203,467,097	2,205,265,009	111,247,905
DOCTORS PROFESSIONAL LIABILITY RRG INC	15893	Foreign	11,040,757	8,682,907	2,357,850	1,754,324
DORINCO REINS CO	33499	Foreign	1,652,056,261	1,028,166,815	623,889,446	0
DOVER BAY SPECIALTY INS CO	15894	Foreign	61,843,580	9,767,506	52,076,074	144,427
EASTERN ADVANTAGE ASSUR CO	13019	Foreign	71,476,260	52,524,156	18,952,104	48,124
EASTERN ALLIANCE INS CO	10724	Foreign	377,467,840	261,691,796	115,776,044	20,007
EASTERN ATLANTIC INS CO	28649	Foreign	81,364,623	42,104,454	39,260,169	0
EASTGUARD INS CO	14702	Foreign	268,375,359	193,865,189	74,510,170	1,015,357
ECONOMY FIRE & CAS CO	22926	Foreign	478,144,474	142,844,594	335,299,880	0
ECONOMY PREFERRED INS CO	38067	Foreign	84,377,187	62,405,920	21,971,267	13,119,008

SOURCE: NAIC ANNUAL STATEMENT – EXH. OF ASSETS; EXH. OF LIABILITIES, SURPLUS AND OTHER FUNDS; STATE PAGE

AUTHORIZED FLORIDA INSURER FINANCIAL ABSTRACTS, BY NAIC STATEMENT TYPE

Calender Year 2019

Pursuant to section 624.315(1)(a), F.S.

COMPANY	NAIC CODE	DOMICILE	NET ADMITTED ASSETS (\$)	LIABILITIES (\$)	CAPITAL AND SURPLUS (\$)	FL DIRECT PREMIUMS WRITTEN (\$)
PROPERTY AND CASUALTY, TOTAL FLORIDA DIRECT PREMIUMS WRITTEN: \$56,579,660,248						
ECONOMY PREMIER ASSUR CO	40649	Foreign	74,132,587	29,259,045	44,873,542	559,269
EDISON INS CO	12482	Domestic	97,634,086	67,898,822	29,735,263	106,714,247
ELECTRIC INS CO	21261	Foreign	1,242,205,989	847,423,348	394,782,641	18,798,367
EMC PROP & CAS INS CO	25186	Foreign	59,775,635	2,936,104	56,839,531	88,600
EMC REINS CO	40509	Foreign	558,093,666	337,196,192	220,897,474	0
EMERGENCY MEDICINE PROFESSIONAL ASR	12003	Foreign	15,964,760	7,409,745	8,555,015	1,050
EMERGENCY PHYSICIANS INS EXCHANGE RR	11714	Foreign	15,242,705	13,105,105	2,137,600	31,508
EMPIRE FIRE & MARINE INS CO	21326	Foreign	55,236,023	15,749,436	39,486,586	36,365,423
EMPIRE IND INS CO	21334	Foreign	57,483,113	5,950,729	51,532,383	37,296,281
EMPLOYERS ASSUR CO	25402	Domestic	849,942,448	641,143,426	208,799,022	18,827,394
EMPLOYERS COMPENSATION INS CO	11512	Foreign	839,563,448	518,420,448	321,143,000	958,756
EMPLOYERS INS CO OF NV	10640	Foreign	516,873,619	289,727,102	227,146,517	35,952
EMPLOYERS INS CO OF WAUSAU	21458	Foreign	6,826,297,858	5,016,742,192	1,809,555,665	26,566,351
EMPLOYERS MUT CAS CO	21415	Foreign	3,817,653,916	2,242,478,851	1,575,175,065	4,147,316
EMPLOYERS PREFERRED INS CO	10346	Domestic	1,356,649,105	1,139,396,345	217,252,760	20,200,211
ENDURANCE AMER INS CO	10641	Foreign	2,667,324,152	1,935,935,904	731,388,248	0
ENDURANCE AMER SPECIALTY INS CO	41718	Foreign	785,590,849	582,217,500	203,373,349	93,024,725
ENDURANCE ASSUR CORP	11551	Foreign	3,824,173,017	2,155,304,701	1,668,868,316	59,524,178
EQUITY INS CO	28746	Foreign	94,407,292	63,216,961	31,190,331	47,246,153
ESSENT GUAR INC	13634	Foreign	2,584,786,149	1,552,369,692	1,032,416,457	64,092,784
ESSENTIA INS CO	37915	Foreign	117,312,652	85,396,158	31,916,494	31,656,308
ESURANCE INS CO	25712	Foreign	193,582,179	23,707,895	169,874,284	9,466,125
ESURANCE PROP & CAS INS CO	30210	Foreign	97,740,472	54,357,259	43,383,213	205,347,779
EULER HERMES N AMER INS CO	20516	Foreign	616,912,735	406,112,810	210,799,925	35,885,404
EVANSTON INS CO	35378	Foreign	4,436,248,930	3,173,907,869	1,262,341,061	131,890,415
EVEREST DENALI INS CO	16044	Foreign	98,531,503	71,399,212	27,132,291	12,996,295
EVEREST IND INS CO	10851	Foreign	242,117,561	162,112,694	80,004,867	70,998,836
EVEREST NATL INS CO	10120	Foreign	869,556,319	681,116,525	188,439,794	124,274,758
EVEREST PREMIER INS CO	16045	Foreign	170,854,735	143,295,333	27,559,402	6,702,148
EVEREST REINS CO	26921	Foreign	12,518,843,828	8,779,703,838	3,739,139,990	9,140,275
EVERGREEN NATL IND CO	12750	Foreign	56,873,675	19,931,537	36,942,138	1,414,039
EVERSPAN INS CO	24961	Foreign	246,585,643	857,633	245,728,010	0
EXCESS SHARE INS CORP	10003	Foreign	58,043,989	34,897,370	23,146,619	130,009
EXECUTIVE RISK IND INC	35181	Foreign	5,643,492,031	4,051,074,859	1,592,417,172	6,108,075
EXECUTIVE RISK SPECIALTY INS CO	44792	Foreign	199,179,662	4,615,328	194,564,334	-703
EXPLORER INS CO	40029	Foreign	510,063,675	327,366,039	182,697,635	0
FACTORY MUT INS CO	21482	Foreign	20,170,331,774	6,462,675,354	13,707,656,420	145,279,775
FAIR AMER INS & REINS CO	35157	Foreign	225,238,722	18,719,036	206,519,686	2,363,562
FAIR AMERICAN SELECT INS CO	15201	Foreign	110,364,723	5,280,378	105,084,345	1,570,096
FALLS LAKE FIRE & CAS CO	15884	Foreign	135,491,589	84,273,120	51,218,469	1,717,886
FALLS LAKE NATL INS CO	31925	Foreign	500,096,240	400,872,014	99,224,226	4,382,227
FAMILY SECURITY INS CO INC	14432	Domestic	326,166,314	276,588,492	49,577,822	178,708,611
FARMERS CAS INS CO	40169	Foreign	236,688,214	165,588,395	71,099,819	167,138,818
FARMERS DIRECT PROP & CAS INS CO	25321	Foreign	183,815,701	135,946,031	47,869,670	0
FARMERS GRP PROP & CAS INS CO	34339	Foreign	634,972,999	328,583,343	306,389,656	0
FARMERS INS EXCH	21652	Foreign	17,456,500,242	12,962,783,801	4,493,716,442	12,521,511
FARMERS MUT HAIL INS CO OF IA	13897	Foreign	805,780,096	357,675,130	448,104,966	1,347
FARMERS PROP & CAS INS CO	26298	Foreign	6,771,170,544	4,612,051,955	2,159,118,589	4,593,037
FARMERS SPECIALTY INS CO	43699	Foreign	44,290,445	25,745,072	18,545,373	0
FARMINGTON CAS CO	41483	Foreign	1,121,961,470	838,678,634	283,282,836	50
FCCI ADVANTAGE INS CO	12842	Domestic	7,750,645	1,127,702	6,622,943	0
FCCI COMMERCIAL INS CO	33472	Domestic	15,657,684	-2,220,562	17,878,246	-1,048
FCCI INS CO	10178	Domestic	2,201,419,794	1,528,201,412	673,218,382	229,574,106

SOURCE: NAIC ANNUAL STATEMENT – EXH. OF ASSETS; EXH. OF LIABILITIES, SURPLUS AND OTHER FUNDS; STATE PAGE

AUTHORIZED FLORIDA INSURER FINANCIAL ABSTRACTS, BY NAIC STATEMENT TYPE

Calendar Year 2019

Pursuant to section 624.315(1)(a), F.S.

COMPANY	NAIC CODE	DOMICILE	NET ADMITTED ASSETS (\$)	LIABILITIES (\$)	CAPITAL AND SURPLUS (\$)	FL DIRECT PREMIUMS WRITTEN (\$)
PROPERTY AND CASUALTY, TOTAL FLORIDA DIRECT PREMIUMS WRITTEN: \$56,579,660,248						
FD INS CO	12441	Domestic	13,244,048	1,121,980	12,122,068	0
FEDERAL INS CO	20281	Foreign	15,513,662,196	11,474,327,615	4,039,334,581	546,482,426
FEDERATED MUT INS CO	13935	Foreign	6,820,238,480	2,998,484,524	3,821,753,956	71,381,802
FEDERATED RESERVE INS CO	16024	Foreign	125,390,574	65,880,564	59,510,010	0
FEDERATED RURAL ELECTRIC INS EXCH	11118	Foreign	611,161,044	385,856,680	225,304,364	8,734,404
FEDERATED SERV INS CO	28304	Foreign	472,630,761	199,512,320	273,118,441	10,093,087
FEDNAT INS CO	10790	Domestic	599,048,717	457,265,279	141,783,438	463,651,406
FFVA MUT INS CO	10385	Domestic	330,499,393	155,049,765	175,449,628	67,658,785
FFVA SELECT INS CO	16236	Domestic	6,770,285	1,463,497	5,306,788	636
FHM INS CO	10699	Domestic	58,440,311	32,971,106	25,469,205	17,842,204
FIDELITY & DEPOSIT CO OF MD	39306	Foreign	325,319,001	43,819,708	281,499,293	24,632,903
FIDELITY & GUAR INS CO	35386	Foreign	21,650,093	3,088,137	18,561,956	0
FIDELITY & GUAR INS UNDERWRITERS INC	25879	Foreign	154,949,812	65,364,720	89,585,092	0
FINANCIAL CAS & SURETY INC	35009	Foreign	22,465,650	9,783,523	12,682,127	498,546
FINANCIAL PACIFIC INS CO	31453	Foreign	271,043,788	168,766,687	102,277,101	0
FINIAL REINS CO	39136	Foreign	1,398,898,092	454,723,524	944,174,568	0
FIRE INS EXCH	21660	Foreign	2,661,014,193	1,776,148,994	884,865,199	0
FIREMANS FUND INS CO	21873	Foreign	1,987,526,930	695,276,689	1,292,250,241	20,820,596
FIRST ACCEPTANCE INS CO INC	10336	Foreign	215,070,187	123,627,814	91,442,373	30,469,474
FIRST AMER PROP & CAS INS CO	37710	Foreign	116,967,491	81,771,049	35,196,440	1,978,705
FIRST AMER SPECILATY INS CO	34525	Foreign	94,168,138	64,126,789	30,041,351	0
FIRST COLONIAL INS CO	29980	Domestic	255,241,385	126,689,944	128,551,441	4,056,085
FIRST COMMUNITY INS CO	13990	Domestic	106,765,752	75,686,129	31,079,624	102,668,823
FIRST DAKOTA IND CO	10351	Foreign	64,658,826	43,973,697	20,685,129	1,274
FIRST FIN INS CO	11177	Foreign	572,631,169	123,052,096	449,579,073	196,384
FIRST FLORIDIAN AUTO & HOME INS CO	10647	Domestic	240,150,809	57,833,412	182,317,397	46,482,402
FIRST GUARD INS CO	10676	Foreign	43,309,556	4,036,982	39,272,574	1,367,476
FIRST IND OF AMER INS CO	38326	Foreign	13,056,284	4,855,587	8,200,697	53,780
FIRST LIBERTY INS CORP	33588	Foreign	21,731,256	1,243,181	20,488,074	41,151,110
FIRST MERCURY INS CO	10657	Foreign	126,680,395	61,122,861	65,557,534	5,627,567
FIRST NATL INS CO OF AMER	24724	Foreign	59,792,268	922,166	58,870,102	6,353,405
FIRST NONPROFIT INS CO	10859	Foreign	14,518,948	4,766,572	9,752,376	1,140,383
FIRST PROFESSIONALS INS CO	33383	Domestic	149,356,935	36,942,039	112,414,896	0
FIRST PROTECTIVE INS CO	10897	Domestic	211,151,295	138,028,983	73,122,311	323,900,983
FIRST SPECIALTY INS CORP	34916	Foreign	141,793,378	75,944,564	65,848,814	31,502,353
FLETCHER REINS CO	11054	Foreign	879,423,716	478,145,752	401,277,964	0
FLORIDA FAMILY HOME INS CO	13648	Domestic	33,682,724	17,664,826	16,017,898	9,581,416
FLORIDA FAMILY INS CO	10688	Domestic	105,621,445	54,375,465	51,245,980	101,503,601
FLORIDA FARM BUR GEN INS CO	21817	Domestic	12,161,330	864,230	11,297,099	245,174,627
FLORIDA FARM BUREAU CAS INS CO	31216	Domestic	573,160,456	293,622,807	279,537,655	106,166,261
FLORIDA LAWYERS MUT INS CO	34150	Domestic	105,921,767	38,857,663	67,064,105	15,613,094
FLORIDA PENINSULA INS CO	10132	Domestic	253,635,201	162,636,405	90,998,796	218,531,212
FLORISTS INS CO	33278	Foreign	5,483,311	412,032	5,071,279	2,208,876
FLORISTS MUT INS CO	13978	Foreign	141,206,962	112,344,310	28,862,652	4,111,757
FMH AG RISK INS CO	36781	Foreign	125,507,676	12,410,035	113,097,641	11,419
FOREMOST INS CO GRAND RAPIDS MI	11185	Foreign	2,421,732,532	1,102,484,026	1,319,248,506	78,900,756
FOREMOST PROP & CAS INS CO	11800	Foreign	52,953,024	33,866,713	19,086,311	14,876,377
FOREMOST SIGNATURE INS CO	41513	Foreign	29,340,538	8,383,509	20,957,029	-120,390
FORESTRY MUT INS CO	10941	Foreign	69,752,530	37,195,237	32,557,292	0
FORTRESS INS CO	10801	Foreign	144,374,373	69,792,008	74,582,365	2,402,519
FOUNDERS INS CO	14249	Foreign	185,683,608	105,685,808	79,997,800	375,179
FRANK WINSTON CRUM INS CO	11600	Domestic	155,194,700	121,142,756	34,051,944	26,934,280
FRANKENMUTH MUT INS CO	13986	Foreign	1,525,222,678	839,900,725	685,321,954	3,491,752

SOURCE: NAIC ANNUAL STATEMENT – EXH. OF ASSETS; EXH. OF LIABILITIES, SURPLUS AND OTHER FUNDS; STATE PAGE

AUTHORIZED FLORIDA INSURER FINANCIAL ABSTRACTS, BY NAIC STATEMENT TYPE

Calendar Year 2019

Pursuant to section 624.315(1)(a), F.S.

COMPANY	NAIC CODE	DOMICILE	NET ADMITTED ASSETS (\$)	LIABILITIES (\$)	CAPITAL AND SURPLUS (\$)	FL DIRECT PREMIUMS WRITTEN (\$)
PROPERTY AND CASUALTY, TOTAL FLORIDA DIRECT PREMIUMS WRITTEN: \$56,579,660,248						
FRANKLIN CAS INS CO RRG	10842	Foreign	35,460,209	29,834,125	5,626,084	7,000
FREEDOM SPECIALTY INS CO	22209	Foreign	67,640,692	44,063,411	23,577,281	9,115,446
FRONTLINE INS UNLIMITED CO	10074	Foreign	54,625,116	28,172,501	26,452,615	46,381,185
FUTURE CARE RRG INC	16661	Foreign	1,337,537	145,770	1,191,767	0
GABLES RRG INC	14032	Foreign	11,674,274	4,627,946	7,046,328	3,731,833
GARRISON PROP & CAS INS CO	21253	Foreign	3,164,754,579	2,078,982,084	1,085,772,495	171,097,848
GEICO CAS CO	41491	Foreign	4,661,462,526	2,938,276,556	1,723,185,970	0
GEICO GEN INS CO	35882	Foreign	183,700,752	697,842	183,002,910	3,022,234,877
GEICO IND CO	22055	Foreign	12,640,595,603	4,265,188,241	8,375,407,362	1,495,421,301
GEICO MARINE INS CO	37923	Foreign	177,596,149	102,109,662	75,486,487	96,862,120
GEMINI INS CO	10833	Foreign	118,822,663	58,867,815	59,954,848	35,716,519
GENERAL CAS CO OF WI	24414	Foreign	1,141,398,674	857,524,799	283,873,876	3,230,685
GENERAL INS CO OF AMER	24732	Foreign	39,670,071	2,034,795	37,635,275	1,369,074
GENERAL REINS CORP	22039	Foreign	18,421,844,490	6,317,913,587	12,103,930,903	0
GENERAL SECURITY IND CO OF AZ	20559	Foreign	352,766,523	301,044,688	51,721,835	56,999,363
GENERAL SECURITY NATL INS CO	39322	Foreign	447,424,309	342,300,240	105,124,069	1,411,096
GENERAL STAR IND CO	37362	Foreign	1,053,729,711	386,874,868	666,854,843	20,735,611
GENERAL STAR NATL INS CO	11967	Foreign	234,814,540	53,578,032	181,236,508	2,733,441
GENERALI US BRANCH	11231	Foreign	96,899,136	46,529,048	50,370,088	10,581,131
GENESIS INS CO	38962	Foreign	189,439,403	74,758,368	114,681,035	452,593
GENWORTH FINANCIAL ASSUR CORP	37095	Foreign	10,089,481	55,865	10,033,616	0
GENWORTH MORTGAGE INS CORP	38458	Foreign	4,278,142,604	2,722,630,208	1,555,512,396	54,801,943
GENWORTH MORTGAGE INS CORP OF NC	16675	Foreign	55,793,370	590,903	55,202,467	0
GEOVERA SPECIALTY INS CO	10182	Foreign	200,409,038	178,531,473	21,877,565	82,065,933
GOLDEN BEAR INS CO	39861	Foreign	222,678,220	161,070,450	61,607,770	2,604,251
GOLDEN INS CO RRG	11145	Foreign	15,209,680	12,115,552	3,094,128	61,834
GOTHAM INS CO	25569	Foreign	410,975,031	315,122,472	95,852,559	4,131,390
GOVERNMENT EMPLOYEES INS CO	22063	Foreign	41,582,051,438	14,825,462,097	26,756,589,342	861,491,850
GOVERNMENT TECHNOLOGY INS CO RRG INC	13973	Foreign	1,766,331	588,188	1,178,143	2,400
GRANADA INS CO	16870	Domestic	56,341,675	37,892,288	18,449,387	89,545,701
GRANITE RE INC	26310	Foreign	113,045,218	68,012,831	45,032,386	388,869
GRANITE STATE INS CO	23809	Foreign	41,346,654	5,493,530	35,853,124	19,078,457
GRAPH INS GRP RRG LLC	16415	Foreign	18,764,702	15,984,007	2,780,695	1,670,680
GRAPHIC ARTS MUT INS CO	25984	Foreign	175,993,008	107,229,555	68,763,453	375,585
GRAY INS CO	36307	Foreign	350,335,302	217,577,276	132,758,026	4,586,584
GREAT AMER ALLIANCE INS CO	26832	Foreign	29,179,798	1,805	29,177,993	14,301,211
GREAT AMER ASSUR CO	26344	Foreign	19,180,151	1,000	19,179,151	65,125,585
GREAT AMER CAS INS CO	39896	Foreign	11,539,061	500	11,538,561	0
GREAT AMER CONTEMPORARY INS CO	10646	Foreign	11,130,304	1,001	11,129,303	0
GREAT AMER E&S INS CO	37532	Foreign	50,055,449	2,800	50,052,649	43,686,808
GREAT AMER FIDELITY INS CO	41858	Foreign	50,314,725	3,000	50,311,725	1,445,179
GREAT AMER INS CO	16691	Foreign	8,975,460,005	6,640,783,270	2,334,676,735	120,429,910
GREAT AMER INS CO OF NY	22136	Foreign	153,087,847	13,767	153,074,080	15,205,928
GREAT AMER SECURITY INS CO	31135	Foreign	16,027,759	1,000	16,026,759	0
GREAT AMER SPIRIT INS CO	33723	Foreign	17,696,188	1,000	17,695,188	2,148,428
GREAT DIVIDE INS CO	25224	Foreign	284,407,377	210,732,410	73,674,968	20,447,632
GREAT MIDWEST INS CO	18694	Foreign	208,561,683	79,184,852	129,376,831	7,729,897
GREAT NORTHERN INS CO	20303	Foreign	592,644,510	197,202,539	395,441,971	25,578,787
GREAT PLAINS CAS INC	12982	Foreign	28,434,965	3,198,368	25,236,597	0
GREAT WEST CAS CO	11371	Foreign	2,306,974,137	1,619,802,398	687,171,740	12,819,690
GREEN HILLS INS CO RRG	11941	Foreign	11,479,412	6,847,864	4,631,548	358,378
GREENWICH INS CO	22322	Foreign	1,587,342,465	1,106,118,237	481,224,228	56,745,423
GUARANTEE CO OF N AMER USA	36650	Foreign	276,368,987	62,027,309	214,341,678	4,254,598

SOURCE: NAIC ANNUAL STATEMENT – EXH. OF ASSETS; EXH. OF LIABILITIES, SURPLUS AND OTHER FUNDS; STATE PAGE

AUTHORIZED FLORIDA INSURER FINANCIAL ABSTRACTS, BY NAIC STATEMENT TYPE

Calender Year 2019

Pursuant to section 624.315(1)(a), F.S.

COMPANY	NAIC CODE	DOMICILE	NET ADMITTED ASSETS (\$)	LIABILITIES (\$)	CAPITAL AND SURPLUS (\$)	FL DIRECT PREMIUMS WRITTEN (\$)
PROPERTY AND CASUALTY, TOTAL FLORIDA DIRECT PREMIUMS WRITTEN: \$56,579,660,248						
GUIDEONE AMER INS CO	42331	Foreign	12,087,956	655,814	11,432,142	379,511
GUIDEONE ELITE INS CO	42803	Foreign	30,615,259	4,108,424	26,506,835	16,021,118
GUIDEONE INS CO	15032	Foreign	1,009,836,033	635,828,755	374,007,278	30,191,420
GUIDEONE NATL INS CO	14167	Foreign	62,261,489	11,607,299	50,654,190	16,923,026
GUIDEONE SPECIALTY INS CO	14559	Foreign	217,557,520	136,059,635	81,497,885	2,246,056
GUILFORD INS CO	10956	Foreign	372,379,578	101,656,215	270,723,365	0
GULF UNDERWRITERS INS CO	42811	Foreign	56,964,565	162,680	56,801,885	0
GULFSTREAM PROP & CAS INS CO	12237	Domestic	101,763,073	76,483,996	25,279,077	110,261,846
HALLMARK INS CO	34037	Foreign	320,893,019	229,561,247	91,331,772	3,176,036
HALLMARK NATL INS CO	19530	Foreign	93,469,954	68,893,179	24,576,775	0
HALLMARK SPECIALTY INS CO	26808	Foreign	304,311,828	247,344,742	56,967,086	34,948,616
HANOVER AMER INS CO	36064	Foreign	31,471,851	204,628	31,267,223	12,846,958
HANOVER INS CO	22292	Foreign	8,552,205,324	6,087,586,802	2,464,618,522	37,992,714
HARCO NATL INS CO	26433	Foreign	1,217,157,385	410,591,634	806,565,751	25,428,804
HARLEYSVILLE INS CO	23582	Foreign	148,971,199	119,319,213	29,651,986	1,924,153
HARLEYSVILLE PREFERRED INS CO	35696	Foreign	104,129,111	50,452,114	53,676,997	899,994
HARLEYSVILLE WORCESTER INS CO	26182	Foreign	160,504,248	98,174,141	62,330,107	1,108,609
HARTFORD ACCIDENT & IND CO	22357	Foreign	12,140,881,838	9,063,611,714	3,077,270,124	21,377,551
HARTFORD CAS INS CO	29424	Foreign	2,422,030,602	1,512,508,737	909,521,865	81,152,155
HARTFORD FIRE INS CO	19682	Foreign	24,014,271,183	13,283,212,811	10,731,058,372	131,126,807
HARTFORD INS CO OF THE MIDWEST	37478	Foreign	708,204,987	145,928,033	562,276,954	115,854,364
HARTFORD INS CO OF THE SOUTHEAST	38261	Foreign	207,260,170	133,005,246	74,254,924	40,193,898
HARTFORD STEAM BOIL INSPEC & INS CO	11452	Foreign	1,572,350,084	980,268,310	592,081,774	4,719,946
HARTFORD STEAM BOIL INSPEC INS CO CT	29890	Foreign	15,511,713	2,490,884	13,020,829	0
HARTFORD UNDERWRITERS INS CO	30104	Foreign	1,696,933,707	1,094,596,992	602,336,715	133,866,787
HDI GLOBAL INS CO	41343	Foreign	619,646,098	450,146,258	169,499,840	12,209,602
HDI SPECIALTY INS CO	16131	Foreign	172,006,757	121,432,920	50,573,837	4,665,072
HEALTH CARE CAS RRG INC	12236	Foreign	5,994,257	3,067,083	2,927,174	0
HEALTH CARE IND INC	35904	Foreign	306,124,117	207,247,886	98,876,231	7,355,117
HEALTHCARE PROFESSIONAL RRG INC	16383	Foreign	4,643,222	2,750,671	1,892,551	2,282,069
HEALTHCARE UNDERWRITERS GRP INC	12233	Foreign	30,043,101	5,815,010	24,228,091	6,963,415
HERITAGE CAS INS CO	32077	Foreign	15,561,198	61,872	15,499,326	0
HERITAGE IND CO	39527	Foreign	26,043,302	6,275,755	19,767,547	3,058,333
HERITAGE PROP & CAS INS CO	14407	Domestic	622,022,435	463,403,392	158,619,043	490,000,732
HIGHMARK CAS INS CO	35599	Foreign	293,419,457	106,125,542	187,293,915	368,286
HILLTOP SPECIALTY INS CO	37079	Foreign	381,062,290	174,211,516	206,850,774	20,784,454
HISCOX INS CO INC	10200	Foreign	778,266,779	562,932,793	215,333,986	44,767,645
HOMELAND INS CO OF NY	34452	Foreign	72,660,902	1,622,760	71,038,142	12,177,902
HOMEOWNERS CHOICE PROP & CAS INS CO	12944	Domestic	376,623,248	217,460,668	159,162,580	302,620,161
HOMESITE INS CO	17221	Foreign	158,607,738	67,264,618	91,343,120	21,528,136
HOMESITE INS CO OF THE MIDWEST	13927	Foreign	282,911,801	176,642,096	106,269,705	0
HORACE MANN INS CO	22578	Foreign	534,399,150	341,325,808	193,073,342	2,294,104
HORACE MANN PROP & CAS INS CO	22756	Foreign	310,326,041	186,330,295	123,995,746	15,059,070
HOSPITALITY RRG INC	16038	Foreign	5,079,062	3,852,840	1,226,222	-919,220
HOUSING AUTHORITY PROP A MUT CO	10069	Foreign	213,813,497	72,800,287	141,013,211	0
HOUSING AUTHORITY RRG INC	26797	Foreign	340,825,184	132,093,818	208,731,367	1,020,107
HOUSING ENTERPRISE INS CO INC	11206	Foreign	97,885,005	53,071,997	44,813,008	595,203
HOUSING SPECIALTY INS CO INC	15381	Foreign	24,697,676	1,421,329	23,276,347	1,988,780
HOUSTON CAS CO	42374	Foreign	3,714,969,231	1,629,065,499	2,085,903,732	34,501,806
HOUSTON SPECIALTY INS CO	12936	Foreign	623,186,191	284,700,673	338,485,517	22,484,187
HSB SPECIALTY INS CO	14438	Foreign	54,026,012	3,129,977	50,896,035	317,017
HUDSON EXCESS INS CO	14484	Foreign	155,110,224	87,799,823	67,310,401	6,919,558
HUDSON INS CO	25054	Foreign	1,616,864,349	1,139,710,974	477,153,375	37,774,437

SOURCE: NAIC ANNUAL STATEMENT – EXH. OF ASSETS; EXH. OF LIABILITIES, SURPLUS AND OTHER FUNDS; STATE PAGE

AUTHORIZED FLORIDA INSURER FINANCIAL ABSTRACTS, BY NAIC STATEMENT TYPE

Calender Year 2019

Pursuant to section 624.315(1)(a), F.S.

COMPANY	NAIC CODE	DOMICILE	NET ADMITTED ASSETS (\$)	LIABILITIES (\$)	CAPITAL AND SURPLUS (\$)	FL DIRECT PREMIUMS WRITTEN (\$)
PROPERTY AND CASUALTY, TOTAL FLORIDA DIRECT PREMIUMS WRITTEN: \$56,579,660,248						
ICI MUT INS CO RRG	11268	Foreign	389,150,148	83,917,230	305,232,918	69,125
ILLINOIS INS CO	35246	Foreign	72,880,894	36,355,484	36,525,410	2,606,494
ILLINOIS NATL INS CO	23817	Foreign	62,360,058	18,403,246	43,956,812	42,247,273
ILLINOIS UNION INS CO	27960	Foreign	385,070,681	245,952,563	139,118,118	33,521,666
IMPERIAL FIRE & CAS INS CO	44369	Foreign	90,390,943	60,221,906	30,169,037	96,389,394
IMPERIUM INS CO	35408	Foreign	496,272,312	304,684,031	191,588,281	30,704,400
INCLINE CAS CO	11090	Foreign	80,227,690	13,127,848	67,099,841	206,903
INDEMNITY INS CO OF NORTH AMER	43575	Foreign	337,596,866	179,739,545	157,857,321	52,496,817
INDEMNITY NATL INS CO	18468	Foreign	169,254,544	93,915,866	75,338,678	302,862
INDEPENDENCE AMER INS CO	26581	Foreign	135,988,582	51,455,901	84,532,681	10,028,414
INDEPENDENT SPECIALTY INS CO	39640	Foreign	76,016,517	20,060,121	55,956,395	35,042,472
INDIAN HARBOR INS CO	36940	Foreign	321,424,873	274,354,586	47,070,287	220,930,415
INDIANA INS CO	22659	Foreign	17,954,184	1,112,333	16,841,851	0
INDIANA LUMBERMENS MUT INS CO	14265	Foreign	54,355,480	37,495,136	16,860,344	0
INFINITY ASSUR INS CO	39497	Foreign	5,949,985	466,542	5,483,443	29,890,592
INFINITY AUTO INS CO	11738	Foreign	10,523,629	2,603,054	7,920,575	302,825,578
INFINITY CAS INS CO	21792	Foreign	7,768,347	1,454,042	6,314,305	0
INFINITY IND INS CO	10061	Foreign	5,842,392	1,236,857	4,605,535	116,987,402
INFINITY INS CO	22268	Foreign	1,045,718,296	939,576,551	106,141,745	2,764,459
INFINITY SELECT INS CO	20260	Foreign	7,025,893	1,627,097	5,398,796	0
INFINITY STANDARD INS CO	12599	Foreign	7,029,295	1,449,113	5,580,182	0
INSURANCE CO OF N AMER	22713	Foreign	271,774,066	8,750,847	263,023,219	282,423
INSURANCE CO OF THE STATE OF PA	19429	Foreign	148,918,762	104,737,140	44,181,622	55,057,231
INSURANCE CO OF THE WEST	27847	Foreign	3,301,794,643	2,001,013,207	1,300,781,437	48,812,521
INTEGON CAS INS CO	27930	Foreign	13,893,920	7,164,387	6,729,533	0
INTEGON GEN INS CORP	22780	Foreign	133,232,071	127,464,560	5,767,511	386,722
INTEGON IND CORP	22772	Foreign	243,395,783	207,688,533	35,707,250	69,939,682
INTEGON NATL INS CO	29742	Foreign	4,556,329,857	3,352,534,502	1,203,795,356	53,504,596
INTEGON PREFERRED INS CO	31488	Foreign	76,360,036	69,461,838	6,898,198	78,956,147
INTERINS EXCH OF THE AUTOMOBILE CLUB	15598	Foreign	12,546,369,261	4,719,086,552	7,827,282,709	0
INTERNATIONAL FIDELITY INS CO	11592	Foreign	266,950,623	158,469,068	108,481,555	7,658,201
INTERSTATE FIRE & CAS CO	22829	Foreign	192,293,124	116,824,317	75,468,807	42,570,751
INTREPID INS CO	10749	Foreign	44,628,430	12,964,451	31,663,980	2,034,260
IRONSHORE IND INC	23647	Foreign	191,177,979	101,991,227	89,186,752	7,907,395
IRONSHORE SPECIALTY INS CO	25445	Foreign	668,601,005	451,666,110	216,934,895	113,291,444
ISMIE IND CO	11084	Foreign	57,364,479	5,145,245	52,219,234	704,817
ISMIE MUT INS CO	32921	Foreign	1,340,164,630	644,983,533	695,181,097	0
JAMES RIVER INS CO	12203	Foreign	2,137,676,579	1,970,185,308	167,491,271	67,846,311
JEFFERSON INS CO	11630	Foreign	584,160,631	184,318,615	399,842,016	76,057,576
JET INS CO	16379	Foreign	6,454,003	590,242	5,863,760	71,208
JEWELERS MUT INS CO S I	14354	Foreign	517,122,367	187,050,447	330,071,920	30,843,628
JM SPECIALTY INS CO	16116	Foreign	15,567,567	14,405	15,553,163	0
JM WOODWORTH RRG INC	12594	Foreign	4,093,117	2,800,586	1,292,531	0
JOURNEY INS CO	16423	Domestic	63,289,724	2,071,959	61,217,765	2,846,243
KEY RISK INS CO	10885	Foreign	53,466,632	19,907,499	33,559,133	1,301,392
KIN INTERINSURANCE NETWORK	16603	Domestic	33,917,571	999,890	32,917,681	1,010,168
KINGSWAY AMIGO INS CO	21300	Domestic	4,058,541	1,915,823	2,142,718	0
KINSALE INS CO	38920	Foreign	921,737,984	572,927,208	348,810,776	48,472,956
KNIGHT SPECIALTY INS CO	15366	Foreign	182,226,376	127,061,953	55,164,423	11,724,119
KNIGHTBROOK INS CO	13722	Foreign	176,555,288	75,100,749	101,454,539	65,560
LANCER IND CO	38148	Foreign	20,833,804	8,525,928	12,307,876	6,456,842
LANCER INS CO	26077	Foreign	713,800,196	481,977,077	231,823,119	22,057,707
LANDMARK AMER INS CO	33138	Foreign	396,726,749	240,042,945	156,683,804	88,702,379

SOURCE: NAIC ANNUAL STATEMENT – EXH. OF ASSETS; EXH. OF LIABILITIES, SURPLUS AND OTHER FUNDS; STATE PAGE

AUTHORIZED FLORIDA INSURER FINANCIAL ABSTRACTS, BY NAIC STATEMENT TYPE

Calender Year 2019

Pursuant to section 624.315(1)(a), F.S.

COMPANY	NAIC CODE	DOMICILE	NET ADMITTED ASSETS (\$)	LIABILITIES (\$)	CAPITAL AND SURPLUS (\$)	FL DIRECT PREMIUMS WRITTEN (\$)
PROPERTY AND CASUALTY, TOTAL FLORIDA DIRECT PREMIUMS WRITTEN: \$56,579,660,248						
LEMONADE INS CO	16023	Foreign	138,488,027	90,098,802	48,389,225	0
LEXINGTON INS CO	19437	Foreign	18,669,664,096	14,190,574,555	4,479,089,541	389,263,190
LEXINGTON NATL INS CORP	37940	Domestic	69,333,637	50,431,476	18,902,161	1,354,691
LEXON INS CO	13307	Foreign	330,952,467	256,647,081	74,305,386	7,178,113
LIBERTY INS CORP	42404	Foreign	238,135,772	8,309,478	229,826,295	40,804,131
LIBERTY INS UNDERWRITERS INC	19917	Foreign	189,104,160	61,571,825	127,532,335	157,920,298
LIBERTY MUT FIRE INS CO	23035	Foreign	7,032,602,683	5,206,633,485	1,825,969,198	159,160,024
LIBERTY MUT INS CO	23043	Foreign	51,103,579,523	34,292,195,090	16,811,384,434	87,667,142
LIBERTY MUT MID ATLANTIC INS CO	14486	Foreign	21,565,117	25,688	21,539,430	0
LIBERTY MUT PERSONAL INS CO	12484	Foreign	13,227,757	63,735	13,164,023	0
LIBERTY SURPLUS INS CORP	10725	Foreign	160,497,262	120,770,866	39,726,396	27,273,593
LION INS CO	11075	Domestic	297,147,654	183,747,860	113,399,795	14,548,933
LM GEN INS CO	36447	Foreign	11,391,668	137,619	11,254,049	209,709,111
LM INS CORP	33600	Foreign	119,377,655	5,028,221	114,349,432	27,493,986
LM PROP & CAS INS CO	32352	Foreign	61,634,800	25,575,099	36,059,701	0
LONE STAR ALLIANCE RRG	15211	Foreign	26,668,357	22,261,284	4,407,073	4,842,743
LYNDON SOUTHERN INS CO	10051	Foreign	349,606,712	287,636,765	61,969,950	85,837,272
MACHINERY INS INC ASSESSABLE MUT CO	33502	Domestic	4,177,455	808,813	3,368,642	512,797
MAG MUT INS CO	42617	Foreign	1,781,648,106	957,188,617	824,459,489	76,015,004
MAIN ST AMER ASSUR CO	29939	Domestic	38,835,338	583,042	38,252,296	1,888,527
MAIN STREET AMER PROTECTION INS CO	13026	Domestic	23,899,799	99,408	23,800,391	71,403,507
MAISON INS CO	14568	Foreign	115,220,213	64,513,921	50,706,292	15,377,073
MANUFACTURERS ALLIANCE INS CO	36897	Foreign	277,751,772	199,829,775	77,921,997	9,592,453
MAPFRE INS CO	23876	Foreign	76,902,081	53,663,804	23,238,277	0
MAPFRE INS CO OF FL	34932	Domestic	99,181,292	67,233,796	31,947,496	29,054,566
MARKEL AMER INS CO	28932	Foreign	1,120,600,880	873,135,590	247,465,290	45,310,956
MARKEL GLOBAL REINS CO	10829	Foreign	3,664,292,959	2,615,338,680	1,048,954,279	0
MARKEL INS CO	38970	Foreign	2,828,360,128	1,349,316,063	1,479,044,065	64,366,095
MASSACHUSETTS BAY INS CO	22306	Foreign	64,645,743	57,059	64,588,684	12,931,741
MAXUM CAS INS CO	10784	Foreign	22,380,268	3,795,771	18,584,497	64,730
MAXUM IND CO	26743	Foreign	122,272,094	11,952,356	110,319,738	19,434,406
MBIA INS CORP	12041	Foreign	217,170,518	-65,284,004	282,454,522	232,370
MCIC VT A RECIP RRG	10697	Foreign	2,048,556,629	1,382,642,899	665,913,731	9,874,822
MEDCHOICE RRG INC	15738	Foreign	8,428,589	5,818,134	2,610,455	572,934
MEDICAL MUT INS CO OF NC	32522	Foreign	661,810,341	327,186,637	334,623,704	2,431,137
MEDICAL PROFESSIONAL MUT INS CO	10206	Foreign	3,380,780,018	1,752,405,006	1,628,375,012	0
MEDICAL PROTECTIVE CO	11843	Foreign	4,188,805,214	1,559,038,310	2,629,766,904	62,132,455
MEDICAL SECURITY INS CO	33090	Foreign	30,661,669	12,594,317	18,067,352	2,511,397
MEDICUS INS CO	12754	Foreign	7,599,194	1,631,097	5,968,097	0
MEDMAL DIRECT INS CO	13793	Domestic	46,558,698	30,246,492	16,312,206	16,023,160
MEDMARC CAS INS CO	22241	Foreign	266,113,479	92,083,727	174,029,752	5,060,944
MEMIC CAS CO	14164	Foreign	109,532,836	66,966,084	42,566,752	555,509
MEMIC IND CO	11030	Foreign	617,520,610	433,285,446	184,235,164	25,758,443
MENDOTA INS CO	33650	Foreign	81,002,344	54,541,227	26,461,117	25,276,582
MENTAL HLTH RRG	44237	Foreign	34,102,790	15,386,565	18,716,225	2,515,845
MERASTAR INS CO	31968	Foreign	118,681,296	82,631,049	36,050,247	650,065
MERCER INS CO	14478	Foreign	293,791,644	186,480,249	107,311,395	875,233
MERCHANTS BONDING CO A MUT	14494	Foreign	265,319,464	102,628,634	162,690,830	4,845,985
MERCHANTS NATL BONDING INC	11595	Foreign	49,421,216	28,474,170	20,947,046	2,069,298
MERCURY CAS CO	11908	Foreign	2,049,518,288	995,226,844	1,054,291,444	0
MERCURY IND CO OF AMER	11201	Domestic	50,683,034	11,629,097	39,053,937	119,360,378
MERCURY INS CO OF FL	11202	Domestic	7,294,188	287,675	7,006,513	0
MERIDIAN SECURITY INS CO	23353	Foreign	168,954,761	92,665,208	76,289,553	0

SOURCE: NAIC ANNUAL STATEMENT – EXH. OF ASSETS; EXH. OF LIABILITIES, SURPLUS AND OTHER FUNDS; STATE PAGE

AUTHORIZED FLORIDA INSURER FINANCIAL ABSTRACTS, BY NAIC STATEMENT TYPE

Calendar Year 2019

Pursuant to section 624.315(1)(a), F.S.

COMPANY	NAIC CODE	DOMICILE	NET ADMITTED ASSETS (\$)	LIABILITIES (\$)	CAPITAL AND SURPLUS (\$)	FL DIRECT PREMIUMS WRITTEN (\$)
PROPERTY AND CASUALTY, TOTAL FLORIDA DIRECT PREMIUMS WRITTEN: \$56,579,660,248						
MERITPLAN INS CO	24821	Foreign	12,363,409	826,478	11,536,931	0
MESA UNDERWRITERS SPECIALTY INS CO	36838	Foreign	387,165,081	291,565,594	95,599,487	16,903,059
METROMILE INS CO	16187	Foreign	80,076,924	55,000,853	25,076,071	0
METROPOLITAN GEN INS CO	39950	Foreign	44,336,975	5,538,387	38,798,588	2,831,057
MGA INS CO INC	40150	Foreign	354,870,785	229,892,720	124,978,065	40,473,690
MGIC ASSUR CORP GEN ACCOUNT	22594	Foreign	208,634,295	5,894,237	202,740,058	0
MGIC IND CORP	18740	Foreign	156,309,598	56,562,996	99,746,602	821,284
MIC GEN INS CORP	38660	Foreign	60,320,478	27,926,054	32,394,424	0
MIC PROP & CAS INS CORP	38601	Foreign	109,543,789	52,825,778	56,718,011	10,036,526
MICHIGAN COMMERCIAL INS MUT	10998	Foreign	71,047,816	52,041,830	19,005,991	13,950,255
MID CENTURY INS CO	21687	Foreign	6,792,094,016	2,829,683,389	3,962,410,627	32,167
MID CONTINENT ASSUR CO	15380	Foreign	21,592,680	4,611	21,588,069	0
MID CONTINENT CAS CO	23418	Foreign	542,041,197	372,814,716	169,226,481	5,233,030
MID CONTINENT EXCESS AND SURPLUS INS	13794	Foreign	18,878,264	787	18,877,477	94,077
MIDDLESEX INS CO	23434	Foreign	834,025,578	585,249,124	248,776,454	1,028,071
MIDSOUTH MUT INS CO	12839	Foreign	44,763,683	31,036,948	13,726,737	0
MIDVALE IND CO	27138	Foreign	78,448,803	64,388,997	14,059,806	3,251,655
MIDWEST EMPLOYERS CAS CO	23612	Foreign	157,188,925	44,841,223	112,347,701	9,263,731
MIDWEST INS GRP INC RRG	11999	Foreign	10,157,046	7,729,583	2,427,463	0
MINNESOTA LAWYERS MUT INS CO	42234	Foreign	207,972,194	88,190,210	119,781,984	0
MISSISSIPPI FARM BUREAU CAS INS CO	27669	Foreign	485,215,030	145,425,949	339,789,081	595,992
mitsui sumitomo ins co of amer	20362	Foreign	1,611,241,011	634,580,033	976,660,978	8,537,074
MITSUI SUMITOMO INS USA INC	22551	Foreign	137,938,901	78,432,831	59,506,070	7,720,524
MMIC RRG INC	14062	Foreign	657,903	19,298	638,605	0
MONARCH NATL INS CO	15715	Domestic	30,934,744	12,717,991	18,216,753	9,270,396
MONROE GUAR INS CO	32506	Foreign	55,500,007	-821,276	56,321,283	33,972,332
MONTGOMERY MUT INS CO	14613	Foreign	55,041,531	98,453	54,943,078	0
MORTGAGE GUAR INS CORP	29858	Foreign	5,701,025,039	4,082,156,585	1,618,868,454	85,640,290
MOTORS INS CORP	22012	Foreign	2,019,965,583	1,212,565,195	807,400,388	42,160,264
MOUNT VERNON FIRE INS CO	26522	Foreign	938,299,106	222,053,534	716,245,576	31,826,231
MOUNT VERNON SPECIALTY INS CO	14420	Foreign	72,973,833	3,561,733	69,412,100	189,000
MOUNTAIN LAKE RRG INC	13812	Foreign	1,631,381	630,043	1,001,338	0
MOUNTAIN LAUREL RRG INC	11547	Foreign	21,219,470	10,660,040	10,559,430	0
MSA INS CO	11066	Foreign	47,470,775	89,897	47,380,878	4,573,326
MSIG SPECIALTY INS USA INC	34886		144,593,122	82,593,429	61,999,693	0
MT HAWLEY INS CO	37974	Foreign	1,170,798,411	623,449,963	547,348,448	59,316,399
MUNICH REINS AMER INC	10227	Foreign	18,831,943,805	15,101,875,187	3,730,068,618	0
MUNICIPAL ASSUR COR	13559	Foreign	637,739,597	361,751,145	275,988,452	0
NARRAGANSETT BAY INS CO	43001	Foreign	292,709,207	190,485,331	102,223,876	0
NASW RRG INC	14366	Foreign	20,641,905	6,809,873	13,832,032	423,588
NATIONAL AMER INS CO	23663	Foreign	258,666,899	178,493,747	80,173,152	196,870
NATIONAL AMER INS CO OF CA	23671	Foreign	21,162,552	15,709,639	5,452,914	0
NATIONAL ASSISTED LIVING RRG INC	11806	Foreign	11,418,499	6,445,784	4,972,715	4,114,951
NATIONAL BUILDERS INS CO	16632	Foreign	99,508,964	64,404,633	35,104,331	12,837,135
NATIONAL CAS CO	11991	Foreign	522,354,546	376,351,944	146,002,602	90,777,855
NATIONAL CONTINENTAL INS CO	10243	Foreign	199,057,330	110,879,177	88,178,153	0
NATIONAL FIRE & IND EXCH	15679	Foreign	11,333,407	4,684,354	6,649,053	860,432
NATIONAL FIRE & MARINE INS CO	20079	Foreign	13,872,836,470	5,538,992,882	8,333,843,588	203,743,778
NATIONAL FIRE INS CO OF HARTFORD	20478	Foreign	102,797,514	4,651	102,792,863	28,973,813
NATIONAL GEN ASSUR CO	42447	Foreign	37,775,131	20,707,726	17,067,405	3,613,777
NATIONAL GEN INS CO	23728	Foreign	59,622,117	33,449,534	26,172,583	38,540
NATIONAL GENERAL INS ONLINE INC	11044	Foreign	21,123,842	9,192,067	11,931,775	4,239,655
NATIONAL GUARDIAN RRG INC	36072	Foreign	16,736,090	10,190,913	6,545,177	559,704

SOURCE: NAIC ANNUAL STATEMENT – EXH. OF ASSETS; EXH. OF LIABILITIES, SURPLUS AND OTHER FUNDS; STATE PAGE

AUTHORIZED FLORIDA INSURER FINANCIAL ABSTRACTS, BY NAIC STATEMENT TYPE

Calender Year 2019

Pursuant to section 624.315(1)(a), F.S.

COMPANY	NAIC CODE	DOMICILE	NET ADMITTED ASSETS (\$)	LIABILITIES (\$)	CAPITAL AND SURPLUS (\$)	FL DIRECT PREMIUMS WRITTEN (\$)
PROPERTY AND CASUALTY, TOTAL FLORIDA DIRECT PREMIUMS WRITTEN: \$56,579,660,248						
NATIONAL HOME INS CO RRG	44016	Foreign	5,594,438	2,849,288	2,745,150	0
NATIONAL IND CO	20087	Foreign	285,940,318,734	118,221,639,993	167,718,678,741	9,706
NATIONAL IND CO OF THE SOUTH	42137	Foreign	520,319,060	212,369,740	307,949,319	53,976,214
NATIONAL INDEPENDENT TRUCKERS IC RRG	11197	Foreign	17,490,670	7,828,735	9,661,935	4,356,706
NATIONAL INTERSTATE INS CO	32620	Foreign	1,349,539,512	1,061,672,866	287,866,646	26,041,439
NATIONAL LIAB & FIRE INS CO	20052	Foreign	3,307,989,708	1,885,662,689	1,422,327,018	35,301,225
NATIONAL MORTGAGE INS CORP	13695	Foreign	1,177,886,787	756,546,593	421,340,194	22,117,697
NATIONAL PUBLIC FINANCE GUAR CORP	23825	Foreign	2,758,562,963	867,254,134	1,891,308,829	0
NATIONAL SECURITY FIRE & CAS CO	12114	Foreign	76,993,242	40,729,429	36,263,813	0
NATIONAL SPECIALTY INS CO	22608	Foreign	102,538,071	44,075,446	58,462,625	126,531,739
NATIONAL SURETY CORP	21881	Foreign	170,670,598	93,601,203	77,069,395	9,763,192
NATIONAL TRANSPORTATION INS CO RRG L	16011	Foreign	20,581,290	14,175,381	6,405,909	2,373,024
NATIONAL TRUST INS CO	20141	Foreign	39,393,317	290,830	39,102,487	39,693,906
NATIONAL UNION FIRE INS CO OF PITTS	19445	Foreign	23,089,337,006	17,242,565,126	5,846,771,880	225,774,851
NATIONWIDE AFFINITY CO OF AMER	26093	Foreign	214,747,853	205,485,701	9,262,152	-741
NATIONWIDE AGRIBUSINESS INS CO	28223	Foreign	817,852,316	554,379,688	263,472,628	6,231,367
NATIONWIDE ASSUR CO	10723	Foreign	93,424,592	57,880,406	35,544,186	0
NATIONWIDE GEN INS CO	23760	Foreign	901,969,233	672,068,725	229,900,508	2,448,552
NATIONWIDE INS CO OF AMER	25453	Foreign	609,428,873	447,166,927	162,261,946	68,471,088
NATIONWIDE INS CO OF FL	10948	Foreign	33,869,663	12,450,058	21,419,605	57,144,030
NATIONWIDE MUT FIRE INS CO	23779	Foreign	8,354,899,352	5,899,852,014	2,455,047,338	-64
NATIONWIDE MUT INS CO	23787	Foreign	36,051,198,485	22,761,969,120	13,289,229,365	14,424,585
NATIONWIDE PROP & CAS INS CO	37877	Foreign	472,585,130	440,258,795	32,326,335	913,930
NAU COUNTRY INS CO	25240	Foreign	1,066,534,574	796,560,062	269,974,512	17,081,575
NAUTILUS INS CO	17370	Foreign	290,448,345	112,715,764	177,732,581	55,553,232
NAVIGATORS INS CO	42307	Foreign	3,725,679,719	2,739,964,942	985,714,777	25,398,731
NAVIGATORS SPECIALTY INS CO	36056	Foreign	198,524,693	46,861,583	151,663,110	37,808,010
NCMIC INS CO	15865	Foreign	877,682,629	556,321,475	321,361,154	1,555,561
NCMIC RRG INC	14130	Foreign	8,634,204	3,060,262	5,573,942	4,669,333
NEW ENGLAND INS CO	21830	Foreign	19,053,556	2,828,865	16,224,692	0
NEW ENGLAND REINS CORP	41629	Foreign	27,492,792	2,645,995	24,846,797	0
NEW HAMPSHIRE INS CO	23841	Foreign	85,649,004	38,683,581	46,965,423	57,306,315
NEW HOME WARRANTY INS CO A RRG	13792	Foreign	27,513,909	19,990,434	7,523,475	2,114,221
NEW JERSEY RE INS CO	35432	Foreign	548,562,755	84,165,477	464,397,279	0
NEW YORK MARINE & GEN INS CO	16608	Foreign	2,283,541,365	1,714,763,951	568,777,414	30,516,211
NGM INS CO	14788	Domestic	793,404,370	172,760,002	620,644,368	5,131,755
NOETIC SPECIALTY INS CO	17400	Foreign	114,880,592	36,907,283	77,973,309	1,112,985
NORCAL INS CO	33200	Foreign	1,601,777,727	1,031,112,097	570,665,630	43,796,532
NORCAL SPECIALTY INS CO	35114	Foreign	56,866,483	5,889,508	50,976,975	3,252,523
NORGUARD INS CO	31470	Foreign	1,711,385,636	1,362,404,979	348,980,657	99,491,408
NORMANDY INS CO	13012	Domestic	57,168,566	41,329,165	15,839,402	39,070,239
NORTH AMER CAPACITY INS CO	25038	Foreign	222,726,556	167,138,894	55,587,662	18,453,988
NORTH AMER ELITE INS CO	29700	Foreign	116,375,368	71,644,641	44,730,727	16,739,463
NORTH AMER SPECIALTY INS CO	29874	Foreign	495,962,769	172,662,377	323,300,392	20,089,411
NORTH LIGHT SPECIALTY INS CO	13167	Foreign	101,652,652	33,001,814	68,650,838	0
NORTH POINTE INS CO	27740	Foreign	21,361,194	7,258,647	14,102,547	395,498
NORTH RIVER INS CO	21105	Foreign	1,138,625,271	838,935,723	299,689,548	25,665,541
NORTHFIELD INS CO	27987	Foreign	416,982,841	295,519,296	121,463,545	22,532,505
NORTHLAND CAS CO	24031	Foreign	115,047,520	77,224,434	37,823,086	0
NORTHLAND INS CO	24015	Foreign	1,300,252,722	761,465,889	538,786,833	30,834,866
NOVA CAS CO	42552	Foreign	98,577,944	888,005	97,689,939	12,241,845
NUTMEG INS CO	39608	Foreign	477,587,503	186,118,542	291,468,961	0
OAK RIVER INS CO	34630	Foreign	1,040,572,750	554,069,775	486,502,975	2,633,292

SOURCE: NAIC ANNUAL STATEMENT – EXH. OF ASSETS; EXH. OF LIABILITIES, SURPLUS AND OTHER FUNDS; STATE PAGE

AUTHORIZED FLORIDA INSURER FINANCIAL ABSTRACTS, BY NAIC STATEMENT TYPE

Calender Year 2019

Pursuant to section 624.315(1)(a), F.S.

COMPANY	NAIC CODE	DOMICILE	NET ADMITTED ASSETS (\$)	LIABILITIES (\$)	CAPITAL AND SURPLUS (\$)	FL DIRECT PREMIUMS WRITTEN (\$)
PROPERTY AND CASUALTY, TOTAL FLORIDA DIRECT PREMIUMS WRITTEN: \$56,579,660,248						
OAKWOOD INS CO	31208	Foreign	62,680,494	22,933,624	39,746,870	-2,275
OBI AMER INS CO	15645	Foreign	15,349,964	51,082	15,298,882	289,992
OBI NATL INS CO	14190	Foreign	13,315,605	62,063	13,253,541	3,468,733
OCCIDENTAL FIRE & CAS CO OF NC	23248	Foreign	457,152,747	240,017,664	217,135,083	55,391,625
OCEAN HARBOR CAS INS CO	12360	Domestic	316,929,996	230,983,449	85,946,547	202,491,706
ODYSSEY REINS CO	23680	Foreign	8,825,699,727	5,349,997,090	3,475,702,637	0
OHIO CAS INS CO	24074	Foreign	6,906,099,097	4,923,366,664	1,982,732,434	43,254,551
OHIO FARMERS INS CO	24104	Foreign	3,270,649,085	759,472,413	2,511,176,672	394,238
OHIO IND CO	26565	Foreign	171,600,058	124,125,244	47,474,814	10,729,845
OHIO SECURITY INS CO	24082	Foreign	15,997,017	1,906,356	14,090,661	170,058,060
OLD DOMINION INS CO	40231	Domestic	34,862,784	94,185	34,768,599	60,268,333
OLD REPUBLIC GEN INS CORP	24139	Foreign	2,236,958,918	1,503,733,423	733,225,495	17,459,353
OLD REPUBLIC INS CO	24147	Foreign	2,869,920,515	1,668,742,400	1,201,178,115	131,171,858
OLD REPUBLIC SECURITY ASSUR CO	35424	Foreign	1,041,910,571	816,169,060	225,741,511	0
OLD REPUBLIC SURETY CO	40444	Foreign	142,866,356	63,893,145	78,973,211	6,443,911
OLD REPUBLIC UNION INS CO	31143	Foreign	66,694,054	11,404,305	55,289,749	16,523,376
OLD UNITED CAS CO	37060	Foreign	806,733,900	473,289,525	333,444,375	13,753,206
OLYMPUS INS CO	12954	Domestic	111,331,800	76,494,703	34,837,097	190,980,001
OMEGA INS CO	38644	Domestic	50,432,759	34,001,178	16,431,581	65,953,076
OMS NATL INS CO RRG	44121	Foreign	484,856,348	189,861,575	294,994,773	6,089,937
ONECIS INS CO	15385	Foreign	11,247,437	4,149,363	7,098,074	0
OOIDA RRG INC	10353	Foreign	104,443,877	80,663,575	23,780,302	9,025,774
OPHTHALMIC MUT INS CO RRG	44105	Foreign	316,106,644	93,085,035	223,021,609	6,058,084
OWNERS INS CO	32700	Foreign	4,754,551,109	2,845,689,983	1,908,861,126	170,076,528
PACIFIC EMPLOYERS INS CO	22748	Foreign	896,947,355	12,063,293	884,884,062	530,817
PACIFIC IND CO	20346	Foreign	11,476,637,248	8,105,629,840	3,371,007,408	28,230,959
PACIFIC INS CO LTD	10046	Foreign	732,706,587	460,816,589	271,889,998	890,824
PACIFIC SPECIALTY INS CO	37850	Foreign	314,110,805	179,600,164	134,510,641	0
PALMETTO SURETY CORP	13121	Foreign	20,500,453	15,698,791	4,801,663	3,377,515
PARATRANSIT INS CO MUT RRG	44130	Foreign	39,125,036	23,405,617	15,719,419	0
PARTNER REINS CO OF THE US	38636	Foreign	5,161,196,597	4,080,958,839	1,080,237,758	0
PARTNERRE AMER INS CO	11835	Foreign	377,036,675	278,075,775	98,960,900	8,780,640
PATRIOT GEN INS CO	23442	Foreign	27,192,822	1,862,187	25,330,635	1,045,841
PCH MUT INS CO INC RRG	11973	Foreign	7,258,304	4,774,707	2,483,597	750,464
PEACE CHURCH RRG INC	11846	Foreign	20,828,477	4,047,574	16,780,903	84,274
PEACHTREE CAS INS CO	25755	Domestic	8,966,277	3,586,926	5,379,351	0
PEAK PROP & CAS INS CORP	18139	Foreign	49,496,755	9,549,858	39,946,897	132,504,026
PEERLESS IND INS CO	18333	Foreign	169,687,931	4,807,884	164,880,047	0
PEERLESS INS CO	24198	Foreign	16,337,252,780	12,183,129,173	4,154,123,608	11,082
PELEUS INS CO	34118	Foreign	141,291,402	86,290,953	55,000,449	9,128,743
PENN AMER INS CO	32859	Foreign	131,415,339	57,004,955	74,410,384	14,598,168
PENN MILLERS INS CO	14982	Foreign	77,008,002	31,289,049	45,718,953	665,136
PENNSYLVANIA INS CO	21962	Foreign	81,232,553	32,999,598	48,232,955	0
PENNSYLVANIA LUMBERMENS MUT INS	14974	Foreign	458,266,992	317,178,058	141,088,934	14,188,119
PENNSYLVANIA MANUFACTURERS ASSOC INS	12262	Foreign	1,248,238,294	902,117,641	346,120,653	44,999,036
PENNSYLVANIA MANUFACTURERS IND CO	41424	Foreign	288,252,900	201,367,525	86,885,375	5,639,575
PENNSYLVANIA NATL MUT CAS INS CO	14990	Foreign	1,320,281,666	669,764,618	650,517,048	463,818
PEOPLES TRUST INS CO	13125	Domestic	259,771,694	181,436,953	78,334,741	234,981,777
PERMANENT GEN ASSUR CORP	37648	Foreign	530,644,377	392,285,730	138,358,647	103,654,708
PETROLEUM CAS CO	12297	Foreign	31,856,123	8,484,385	23,371,738	27,371
PHARMACISTS MUT INS CO	13714	Foreign	391,420,257	215,858,652	175,561,605	4,439,609
PHILADELPHIA IND INS CO	18058	Foreign	9,437,333,402	7,135,982,897	2,301,350,505	223,357,069
PHOENIX INS CO	25623	Foreign	4,361,150,669	2,751,793,915	1,609,356,754	51,479,062

SOURCE: NAIC ANNUAL STATEMENT – EXH. OF ASSETS; EXH. OF LIABILITIES, SURPLUS AND OTHER FUNDS; STATE PAGE

AUTHORIZED FLORIDA INSURER FINANCIAL ABSTRACTS, BY NAIC STATEMENT TYPE

Calendar Year 2019

Pursuant to section 624.315(1)(a), F.S.

COMPANY	NAIC CODE	DOMICILE	NET ADMITTED ASSETS (\$)	LIABILITIES (\$)	CAPITAL AND SURPLUS (\$)	FL DIRECT PREMIUMS WRITTEN (\$)
PROPERTY AND CASUALTY, TOTAL FLORIDA DIRECT PREMIUMS WRITTEN: \$56,579,660,248						
PHYSICIANS IND RRG	12746	Foreign	6,137,226	6,235,390	-98,164	2,630,033
PHYSICIANS INS CO	11588	Domestic	15,338,706	8,120,188	7,218,518	5,067,538
PHYSICIANS PROFESSIONAL LIAB RRG	11514	Foreign	36,184,270	17,362,850	18,821,419	4,320,554
PHYSICIANS SPECIALTY LTD RRG	11513	Foreign	24,861,976	15,080,181	9,781,795	0
PINNACLE CONSORTIUM OF HIGHER ED RRG	11980	Foreign	74,564,963	43,185,975	31,378,990	0
PLANS LIAB INS CO	26794	Foreign	6,063,656	28,290	6,035,366	0
PLATEAU CAS INS CO	10817	Foreign	51,661,465	24,495,773	27,165,692	2,188,321
PLATTE RIVER INS CO	18619	Foreign	172,180,063	120,355,429	51,824,634	3,319,280
PLAZA INS CO	30945	Foreign	43,673,498	18,622,879	25,050,619	744,380
PLYMOUTH ROCK ASSUR PREFERRED CORP	36587	Foreign	81,569,448	58,297,656	23,271,792	0
POSEIDON COMMERCIAL INS CO	16659	Foreign	12,348,645	4,790,622	7,558,023	0
PRACTICEPROTECTION INS CO RRG	16189	Foreign	1,192,026	146,807	1,045,219	35,635
PRAETORIAN INS CO	37257	Foreign	393,929,284	165,421,273	228,508,011	11,068,747
PREFERRED CONTRACTORS INS CO RRG LLC	12497	Foreign	188,194,271	179,570,882	8,623,389	3,485,753
PREFERRED PHYSICIANS MEDICAL RRG A M	44083	Foreign	17,288,938	12,288,938	5,000,000	420,332
PREFERRED PROFESSIONAL INS CO	36234	Foreign	285,287,197	178,654,775	106,632,422	2,148,143
PREMIER GRP INS CO INC	10800	Foreign	58,902,062	20,274,781	38,627,280	1,849,251
PREPARED INS CO	13687	Domestic	77,982,598	57,195,750	20,786,848	65,037,402
PRESCIENT NATL INS CO	12773	Foreign	80,439,483	36,599,707	43,839,777	773,754
PRIME INS CO	12588	Foreign	249,200,861	134,202,496	114,998,365	5,824,730
PRIME PROP & CAS INS INC	14371	Foreign	139,232,589	95,964,981	43,267,608	38,187,348
PRINCETON EXCESS & SURPLUS LINES INS	10786	Foreign	218,382,714	147,204,117	71,178,597	28,248,281
PRIVILEGE UNDERWRITERS RECP EXCH	12873	Domestic	832,939,282	517,951,912	314,987,370	185,679,998
PROASSURANCE AMER MUT A RRG	15647	Foreign	15,024,777	2,933,059	12,091,718	641,837
PROASSURANCE CAS CO	38954	Foreign	1,063,198,680	881,461,520	181,737,160	13,321,120
PROASSURANCE IND CO INC	33391	Foreign	962,307,226	714,621,843	247,685,383	1,870,836
PROASSURANCE INS CO OF AMER	14460	Foreign	332,587,973	217,261,670	115,326,303	6,678,236
PROASSURANCE SPECIALTY INS CO	10179	Foreign	96,858,188	60,716,261	36,141,927	3,460,745
PROBUILDERS SPECIALTY INS CO RRG	11671	Foreign	12,061,510	155,964	11,905,546	0
PRODUCERS AGRICULTURE INS CO	34312	Foreign	617,651,123	558,218,290	59,432,833	1,735,229
PROFESSIONAL SECURITY INS CO	11811	Foreign	102,365,448	28,029,962	74,335,486	4,233,102
PROFESSIONAL SOLUTIONS INS CO	11127	Foreign	26,653,230	16,482,379	10,170,851	0
PROFESSIONALS ADVOCATE INS CO	29017	Foreign	153,906,763	22,574,641	131,332,123	0
PROGRESSIVE ADVANCED INS CO	11851	Foreign	744,890,033	424,780,753	320,109,280	0
PROGRESSIVE AMER INS CO	24252	Foreign	807,410,128	457,492,522	349,917,606	2,406,230,592
PROGRESSIVE BAYSIDE INS CO	17350	Foreign	113,749,705	70,739,346	43,010,359	0
PROGRESSIVE CAS INS CO	24260	Foreign	11,662,778,130	8,627,280,410	3,035,497,720	0
PROGRESSIVE DIRECT INS CO	16322	Foreign	10,479,030,293	7,160,633,566	3,318,396,727	0
PROGRESSIVE EXPRESS INS CO	10193	Foreign	463,326,767	354,829,677	108,497,090	806,552,202
PROGRESSIVE PROP INS CO	13038	Domestic	60,504,315	33,766,703	26,737,612	3,685,397
PROGRESSIVE SELECT INS CO	10192	Foreign	1,181,019,572	842,196,782	338,822,790	1,892,247,726
PROGRESSIVE SOUTHEASTERN INS CO	38784	Foreign	283,478,336	177,435,091	106,043,245	0
PROGRESSIVE SPECIALTY INS CO	32786	Foreign	1,492,349,351	1,057,961,161	434,388,190	0
PROPERTY & CAS INS CO OF HARTFORD	34690	Foreign	262,160,236	138,280,641	123,879,595	22,620,864
PROSELECT INS CO	10638	Foreign	154,869,106	119,524,761	35,344,346	202,875
PROTECTIVE INS CO	12416	Foreign	1,078,984,658	708,475,238	370,509,420	38,337,804
PROTECTIVE PROP & CAS INS CO	35769	Foreign	360,266,263	177,758,675	182,507,588	14,654,142
PROVIDENCE WASHINGTON INS CO	24295	Foreign	50,795,259	33,366,911	17,428,348	0
PURE INS CO	13204	Domestic	373,357,245	187,272,778	186,084,467	0
QBE INS CORP	39217	Foreign	2,532,433,471	1,782,617,833	749,815,637	102,451,154
QBE REINS CORP	10219	Foreign	1,197,993,598	348,380,029	849,613,569	0
QBE SPECIALTY INS CO	11515	Foreign	375,587,022	247,643,206	127,943,816	168,206,712
RADIAN GUAR INC	33790	Foreign	4,381,746,098	3,744,027,836	637,718,262	93,563,208

SOURCE: NAIC ANNUAL STATEMENT – EXH. OF ASSETS; EXH. OF LIABILITIES, SURPLUS AND OTHER FUNDS; STATE PAGE

AUTHORIZED FLORIDA INSURER FINANCIAL ABSTRACTS, BY NAIC STATEMENT TYPE

Calendar Year 2019

Pursuant to section 624.315(1)(a), F.S.

COMPANY	NAIC CODE	DOMICILE	NET ADMITTED ASSETS (\$)	LIABILITIES (\$)	CAPITAL AND SURPLUS (\$)	FL DIRECT PREMIUMS WRITTEN (\$)
PROPERTY AND CASUALTY, TOTAL FLORIDA DIRECT PREMIUMS WRITTEN: \$56,579,660,248						
RADIAN MORTGAGE ASSUR INC	30872	Foreign	8,843,382	9,404	8,833,978	0
RADNOR SPECIALTY INS CO	15756	Foreign	70,974,774	6,071,828	64,902,946	15,179
REDWOOD FIRE & CAS INS CO	11673	Foreign	2,326,968,166	1,391,614,951	935,353,215	0
REGENT INS CO	24449	Foreign	54,799,412	20,892,956	33,906,456	3,226,199
RENAISSANCE REINS US INC	10357	Foreign	3,041,797,370	2,364,068,503	677,728,867	0
RENAISSANCERE EUROPE AG US BRANCH	15529	Foreign	462,519,904	268,924,401	193,595,503	0
REPUBLIC IND CO OF AMER	22179	Foreign	2,132,623,251	1,691,989,949	440,633,301	0
REPUBLIC MORT ASSUR CO	32174	Domestic	20,192,256	12,032,738	8,159,518	0
REPUBLIC MORTGAGE GUAR INS CORP	31275	Foreign	109,007,117	86,929,172	22,077,945	0
REPUBLIC MORTGAGE INS CO	28452	Foreign	479,653,822	389,094,680	90,559,142	4,033,995
REPUBLIC VANGUARD INS CO	40479	Foreign	28,462,153	1,123,606	27,338,547	9,695,718
RESPONSE INS CO	43044	Foreign	41,532,544	2,385,369	39,147,174	43,910
RESPONSE WORLDWIDE DIRECT AUTO INS C	20133	Foreign	11,108,555	24,863	11,083,693	0
RESPONSE WORLDWIDE INS CO	26050	Foreign	12,586,907	50,946	12,535,961	0
RESPONSIVE AUTO INS CO	13131	Domestic	25,804,431	17,289,079	8,515,352	31,582,155
RESTORATION RRG INC	12209	Foreign	99,511,827	45,051,457	54,460,369	1,136,031
RETAILFIRST INS CO	10700	Domestic	379,288,096	197,916,817	181,371,279	81,811,131
RIVERPORT INS CO	36684	Foreign	72,467,946	27,986,591	44,481,355	161,854
RLI INS CO	13056	Foreign	2,152,193,679	1,122,522,511	1,029,671,168	38,291,798
ROCHE SURETY & CAS CO INC	42706	Domestic	24,858,264	14,592,829	10,265,435	1,104,519
ROCKHILL INS CO	28053	Foreign	71,811,429	29,059,151	42,752,278	-769,322
ROCKINGHAM CAS CO	42595	Foreign	29,917,050	5,771,099	24,145,951	3,852,515
ROCKWOOD CAS INS CO	35505	Foreign	281,381,207	186,295,437	95,085,769	106,049
ROMULUS INS RRG INC	15744	Foreign	3,654,052	851,653	2,802,399	0
ROOT PROP & CAS INS CO	24503	Foreign	77,258,676	33,124,978	44,133,698	49,902
RSUI IND CO	22314	Foreign	3,891,487,423	2,109,730,131	1,781,757,292	16,890,710
RURAL COMM INS CO	39039	Foreign	1,955,068,607	1,714,348,956	240,719,650	3,765,600
RVI AMER INS CO	23132	Foreign	114,788,680	36,646,413	78,142,267	5,511
SAFE HARBOR INS CO	12563	Domestic	98,292,376	74,104,234	24,188,142	92,007,294
SAFECO INS CO OF AMER	24740	Foreign	5,377,695,935	3,673,789,630	1,703,906,304	16,418,574
SAFECO INS CO OF IL	39012	Foreign	179,864,032	4,336,422	175,527,610	301,790,681
SAFECO NATL INS CO	24759	Foreign	8,120,766	1,759,460	6,361,307	0
SAFEPOINT INS CO	15341	Domestic	130,223,322	91,333,393	38,889,929	138,105,135
SAFEPOR INS CO	36560	Domestic	92,136,966	49,804,855	42,332,111	5,966,170
SAFETY FIRST INS CO	11123	Foreign	110,247,794	36,595,863	73,651,931	778,639
SAFETY NATL CAS CORP	15105	Foreign	9,056,646,673	6,341,460,890	2,715,185,783	46,866,927
SAFETY SPECIALTY INS CO	13815	Foreign	157,108,240	60,377,113	96,731,127	39,848,618
SAFEWAY INS CO	12521	Foreign	582,365,538	228,725,824	353,639,714	0
SAGAMORE INS CO	40460	Foreign	205,052,805	59,937,486	145,115,319	4,000
SAMARITAN RRG INC	12511	Foreign	48,879,341	20,607,882	28,271,459	10,135,034
SAMSUNG FIRE & MARINE INS CO LTD	38300	Foreign	111,976,654	38,744,651	73,232,003	201,097
SCOR REINS CO	30058	Foreign	4,641,128,264	3,813,962,526	827,165,738	0
SCOTTSDALE IND CO	15580	Foreign	95,550,707	53,839,735	41,710,972	15,407,914
SCOTTSDALE INS CO	41297	Foreign	2,457,048,185	1,903,140,005	553,908,180	239,064,468
SCRUBS MUT ASSUR CO RRG	12988	Foreign	13,689,257	9,910,836	3,778,421	49,076
SEAVIEW INS CO	10004	Foreign	26,985,243	15,087,681	11,897,562	0
SECURIAN CAS CO	10054	Foreign	412,075,776	277,755,661	134,320,115	14,163,299
SECURITY FIRST INS CO	10117	Domestic	258,390,246	175,901,776	82,488,470	434,027,641
SECURITY NATL INS CO	33120	Domestic	178,695,275	118,220,068	60,475,207	337,648,150
SECURITY NATL INS CO	19879	Foreign	809,151,557	609,375,811	199,775,746	25,455,193
SELECT INS CO	22233	Foreign	81,403,911	63,356	81,340,555	0
SELECTIVE INS CO OF THE SOUTHEAST	39926	Foreign	571,012,017	442,322,616	128,689,401	39,561,446
SENECA INS CO INC	10936	Foreign	227,455,442	80,225,655	147,229,787	2,403,985

SOURCE: NAIC ANNUAL STATEMENT – EXH. OF ASSETS; EXH. OF LIABILITIES, SURPLUS AND OTHER FUNDS; STATE PAGE

AUTHORIZED FLORIDA INSURER FINANCIAL ABSTRACTS, BY NAIC STATEMENT TYPE

Calendar Year 2019

Pursuant to section 624.315(1)(a), F.S.

COMPANY	NAIC CODE	DOMICILE	NET ADMITTED ASSETS (\$)	LIABILITIES (\$)	CAPITAL AND SURPLUS (\$)	FL DIRECT PREMIUMS WRITTEN (\$)
PROPERTY AND CASUALTY, TOTAL FLORIDA DIRECT PREMIUMS WRITTEN: \$56,579,660,248						
SENECA SPECIALTY INS CO	10729	Foreign	53,242,367	26,144	53,216,223	3,849,407
SENTINEL INS CO LTD	11000	Foreign	318,759,475	90,014,542	228,744,934	25,532,787
SENTRUITY CAS CO	12870	Foreign	265,174,402	210,558,502	54,615,900	159,088
SENTRY CAS CO	28460	Foreign	376,074,638	303,422,545	72,652,093	4,481,188
SENTRY INS CO	24988	Foreign	9,511,093,246	3,544,303,149	5,966,790,097	17,936,338
SENTRY SELECT INS CO	21180	Foreign	900,623,926	669,472,032	231,151,895	43,622,311
SERVICE AMER IND CO	39152	Foreign	32,700,216	13,735,817	18,964,399	3,326,156
SERVICE LLOYDS INS CO	43389	Foreign	283,085,261	157,384,233	125,701,028	0
SEVEN SEAS INS CO INC	37672	Domestic	27,248,044	3,287,358	23,960,686	23,798,231
SFM MUT INS CO	11347	Foreign	693,806,979	511,531,074	182,275,905	72,321
SIRIUS AMER INS CO	38776	Foreign	1,263,148,828	741,072,741	522,076,088	2,255,842
SOMPO AMER FIRE & MAR INS CO AMER	38997	Foreign	120,508,308	97,236,474	23,271,835	2,239,950
SOMPO AMER INS CO	11126	Foreign	1,173,791,679	820,781,255	353,010,423	10,770,319
SOUTHERN FARM BUREAU CAS INS CO	18325	Foreign	2,484,472,672	1,031,149,153	1,453,323,519	0
SOUTHERN FIDELITY INS CO INC	10136	Domestic	206,051,403	150,864,236	55,187,167	106,024,283
SOUTHERN GUAR INS CO	19178	Foreign	32,147,562	1,716,275	30,431,287	27,470
SOUTHERN INS CO	19216	Foreign	43,976,611	8,670,162	35,306,449	3,818,365
SOUTHERN OAK INS CO	12247	Domestic	117,494,450	71,075,196	46,419,254	104,972,063
SOUTHERN OWNERS INS CO	10190	Foreign	1,126,909,261	729,839,973	397,069,288	503,234,070
SOUTHWEST MARINE & GEN INS CO	12294	Foreign	314,803,606	242,974,672	71,828,934	185,364
SPARTA INS CO	20613	Foreign	151,306,579	71,799,569	79,507,010	0
SPINNAKER INS CO	24376	Foreign	110,117,106	72,120,767	37,996,339	10,324,458
SPIRIT MOUNTAIN INS CO RRG INC	10754	Foreign	6,413,980	2,886,794	3,527,185	180,635
ST JOHNS INS CO INC	11844	Domestic	147,881,818	101,131,006	46,750,812	354,084,469
ST PAUL FIRE & MARINE INS CO	24767	Foreign	20,090,121,772	14,221,396,740	5,868,725,032	1,688,386
ST PAUL GUARDIAN INS CO	24775	Foreign	78,677,887	55,957,790	22,720,097	0
ST PAUL MERCURY INS CO	24791	Foreign	334,589,213	219,668,782	114,920,430	7,087
ST PAUL PROTECTIVE INS CO	19224	Foreign	592,866,035	371,836,022	221,030,013	0
ST PAUL SURPLUS LINES INS CO	30481	Foreign	674,534,980	489,660,396	184,874,584	442,294
STANDARD FIRE INS CO	19070	Foreign	4,007,757,646	2,795,352,226	1,212,405,420	345,763,839
STANDARD GUAR INS CO	42986	Foreign	303,005,100	171,264,791	131,740,309	-233
STAR CAS INS CO	32387	Domestic	40,092,545	31,620,592	8,471,954	39,146,852
STAR INS CO	18023	Foreign	1,885,516,371	1,252,484,336	633,032,036	9,826,445
STARNET INS CO	40045	Foreign	268,937,985	147,643,938	121,294,048	12,174,364
STARR IND & LIAB CO	38318	Foreign	5,894,361,153	3,707,380,315	2,186,980,838	114,259,634
STARR SPECIALTY INS CO	16109	Foreign	64,359,378	20,898,267	43,461,111	8,138,514
STARR SURPLUS LINES INS CO	13604	Foreign	673,229,673	506,302,294	166,927,379	67,571,000
STARSTONE NATL INS CO	25496	Foreign	644,693,063	511,469,720	133,223,343	26,215,699
STARSTONE SPECIALTY INS CO	44776	Foreign	398,527,715	205,870,550	192,657,165	11,325,993
STATE AUTO PROP & CAS INS CO	25127	Foreign	2,474,260,485	1,769,642,810	704,617,675	973,345
STATE AUTOMOBILE MUT INS CO	25135	Foreign	2,343,193,781	1,489,553,094	853,640,687	272,817
STATE FARM FIRE & CAS CO	25143	Foreign	44,361,248,993	22,727,848,123	21,633,400,870	83,527,850
STATE FARM FL INS CO	10739	Domestic	1,867,469,678	970,684,103	896,785,575	738,357,895
STATE FARM GEN INS CO	25151	Foreign	6,024,412,750	3,472,119,117	2,552,293,633	-507
STATE FARM MUT AUTO INS CO	25178	Foreign	178,475,800,796	62,317,640,736	116,158,160,060	2,883,718,230
STATE NATL INS CO INC	12831	Foreign	620,245,735	152,213,774	468,031,961	79,248,149
STATE VOLUNTEER MUT INS CO	33049	Foreign	1,278,382,458	606,647,547	671,734,911	0
STATES SELF INSURERS RRG	44075	Foreign	27,550,485	18,239,086	9,311,399	0
STEADFAST INS CO	26387	Foreign	673,439,512	155,181,879	518,257,633	82,035,416
STICO MUT INS CO RRG	10476	Foreign	23,994,286	11,239,568	12,754,718	56,258
STILLWATER INS CO	25180	Foreign	433,811,526	211,354,834	222,456,691	5,251,879
STILLWATER PROP & CAS INS CO	16578	Foreign	107,075,542	12,614,384	94,461,158	9,004,467
STONEWOOD INS CO	11828	Foreign	131,287,308	98,937,108	32,350,200	36,864

SOURCE: NAIC ANNUAL STATEMENT – EXH. OF ASSETS; EXH. OF LIABILITIES, SURPLUS AND OTHER FUNDS; STATE PAGE

AUTHORIZED FLORIDA INSURER FINANCIAL ABSTRACTS, BY NAIC STATEMENT TYPE

Calendar Year 2019

Pursuant to section 624.315(1)(a), F.S.

COMPANY	NAIC CODE	DOMICILE	NET ADMITTED ASSETS (\$)	LIABILITIES (\$)	CAPITAL AND SURPLUS (\$)	FL DIRECT PREMIUMS WRITTEN (\$)
PROPERTY AND CASUALTY, TOTAL FLORIDA DIRECT PREMIUMS WRITTEN: \$56,579,660,248						
STONINGTON INS CO	10340	Foreign	18,587,947	3,677,809	14,910,138	352,736
STRATFORD INS CO	40436	Foreign	764,602,714	670,839,772	93,762,942	2,936,626
SU INS CO	10130	Foreign	24,127,301	11,594,894	12,532,407	0
SUN SURETY INS CO	10909	Foreign	22,044,115	11,823,538	10,220,577	336,396
SUNLAND RRG INC	14026	Foreign	3,698,925	2,334,486	1,364,439	1,249,405
SUNZ INS CO	34762	Domestic	365,540,990	286,241,312	79,299,678	18,596,418
SUPERIOR SPECIALTY INS CO	16551	Foreign	73,877,898	19,134,931	54,742,967	2,832
SURETEC INS CO	10916	Foreign	298,249,290	168,007,642	130,241,649	3,207,569
SWISS REINS AMER CORP	25364	Foreign	15,842,291,978	11,570,443,146	4,271,848,832	0
T H E INS CO	12866	Foreign	189,538,411	119,206,176	70,332,235	14,063,239
TDC NATL ASSUR CO	41050	Foreign	388,618,907	276,548,621	112,070,285	73,255
TDC SPECIALTY INS CO	34487	Foreign	177,308,460	88,818,126	88,490,334	5,820,179
TEACHERS INS CO	22683	Foreign	366,022,414	215,144,934	150,877,480	1,377,958
TECHNOLOGY INS CO INC	42376	Foreign	5,179,425,125	3,985,579,108	1,193,846,017	171,447,619
TERRA INS CO RRG	10113	Foreign	27,609,054	9,298,749	18,310,304	0
TERRAFIRMA RRG LLC	14395	Foreign	8,864,692	2,925,215	5,939,477	10,836
TEXAS FARMERS INS CO	21695	Foreign	339,115,077	242,103,764	97,011,313	0
TEXAS MEDICAL INS CO	10393	Foreign	93,804,571	66,054,887	27,749,684	0
THE BAR PLAN MUT INS CO	29513	Foreign	39,360,179	23,174,682	16,185,497	31,245
THE CINCINNATI CAS CO	28665	Foreign	486,212,046	49,481,415	436,730,632	1,810,733
THE CINCINNATI IND CO	23280	Foreign	146,520,755	35,431,968	111,088,787	29,907,908
THE CINCINNATI INS CO	10677	Foreign	14,327,652,787	8,707,976,732	5,619,676,055	65,261,762
THE CINCINNATI SPECIALTY UNDERWRITER	13037	Foreign	1,048,729,134	522,647,597	526,081,536	21,612,658
THE DOCTORS CO RRG A RECIP EXCH	14347	Foreign	21,338,800	10,613,499	10,725,301	891,259
THE HLTHCARE UNDERWRITING CO RRG	10152	Foreign	138,400,104	113,962,089	24,438,015	38,380,000
THE MUTUAL RRG INC	26257	Foreign	126,971,348	64,990,770	61,980,578	0
THE NATL CATHOLIC RRG INC	10083	Foreign	77,527,710	53,671,729	23,855,981	0
THE SERV INS CO INC	28240	Foreign	17,854,887	7,555,120	10,299,766	6,177
THE TRAVELERS CAS CO	41769	Foreign	218,834,170	159,245,105	59,589,065	0
TIG INS CO	25534	Foreign	1,993,467,875	1,510,179,930	483,287,945	0
TITAN INS CO INC RRG	11153	Foreign	89,206,925	19,185,106	70,021,819	101,647
TITLE INDUSTRY ASSUR CO RRG	10084	Foreign	8,425,964	2,125,400	6,300,564	161,685
TNUS INS CO	32301	Foreign	65,259,549	5,070,078	60,189,471	198,910
TOA RE INS CO OF AMER	42439	Foreign	2,003,834,597	1,396,726,426	607,108,171	0
TOKIO MARINE AMER INS CO	10945	Foreign	1,359,364,621	899,286,560	460,078,061	19,700,798
TOKIO MARINE SPECIALTY INS CO	23850	Foreign	619,953,304	441,218,128	178,735,175	14,986,071
TOPA INS CO	18031	Foreign	214,436,720	129,901,912	84,534,808	367,933
TOWER HILL PREFERRED INS CO	29050	Domestic	95,841,658	59,625,271	36,216,387	107,489,934
TOWER HILL PRIME INS CO	11027	Domestic	274,934,866	151,686,701	123,248,165	249,957,155
TOWER HILL SELECT INS CO	12011	Domestic	64,759,595	43,641,182	21,118,413	86,599,514
TOWER HILL SIGNATURE INS CO	12538	Domestic	163,375,706	92,142,635	71,233,071	155,740,003
TOYOTA MOTOR INS CO	37621	Foreign	620,023,911	378,154,236	241,869,675	21,653,707
TRADERS INS CO	42749	Foreign	102,011,730	65,495,094	36,516,636	0
TRANS PACIFIC INS CO	41238	Foreign	69,552,855	14,101,380	55,451,475	432,813
TRANSAMERICA CAS INS CO	10952	Foreign	52,945,018	11,962,118	40,982,900	272,557
TRANSATLANTIC REINS CO	19453	Foreign	14,739,379,069	9,835,247,824	4,904,131,245	0
TRANSGUARD INS CO OF AMER INC	28886	Foreign	497,782,755	273,886,787	223,895,968	9,897,548
TRANSPORTATION INS CO	20494	Foreign	71,522,021	28,388	71,493,633	23,962,769
TRANSVERSE INS CO	21075	Foreign	29,830,905	4,178,230	25,652,675	-16,455
TRANSVERSE SPECIALTY INS CO	41807	Foreign	69,642,922	2,806,439	66,836,484	0
TRAVCO INS CO	28188	Foreign	236,065,644	168,938,413	67,127,231	0
TRAVELERS CAS & SURETY CO	19038	Foreign	18,204,607,336	11,314,240,684	6,890,366,651	23,638,764
TRAVELERS CAS & SURETY CO OF AMER	31194	Foreign	4,386,702,020	2,263,017,456	2,123,684,564	136,682,465

SOURCE: NAIC ANNUAL STATEMENT – EXH. OF ASSETS; EXH. OF LIABILITIES, SURPLUS AND OTHER FUNDS; STATE PAGE

AUTHORIZED FLORIDA INSURER FINANCIAL ABSTRACTS, BY NAIC STATEMENT TYPE

Calendar Year 2019

Pursuant to section 624.315(1)(a), F.S.

COMPANY	NAIC CODE	DOMICILE	NET ADMITTED ASSETS (\$)	LIABILITIES (\$)	CAPITAL AND SURPLUS (\$)	FL DIRECT PREMIUMS WRITTEN (\$)
PROPERTY AND CASUALTY, TOTAL FLORIDA DIRECT PREMIUMS WRITTEN: \$56,579,660,248						
TRAVELERS CAS CO OF CT	36170	Foreign	345,895,967	258,496,755	87,399,212	0
TRAVELERS CAS INS CO OF AMER	19046	Foreign	2,095,438,391	1,532,327,641	563,110,749	29,368,722
TRAVELERS COMMERCIAL CAS CO	40282	Foreign	349,906,842	258,736,666	91,170,176	0
TRAVELERS COMMERCIAL INS CO	36137	Foreign	407,734,631	311,178,012	96,556,620	8,836,895
TRAVELERS EXCESS & SURPLUS LINES CO	29696	Foreign	223,491,746	161,292,957	62,198,789	24,296,944
TRAVELERS HOME & MARINE INS CO	27998	Foreign	386,485,589	274,754,165	111,731,424	52,652,526
TRAVELERS IND CO	25658	Foreign	22,503,782,436	15,794,971,900	6,708,810,536	55,566,243
TRAVELERS IND CO OF AMER	25666	Foreign	664,701,779	477,089,420	187,612,360	99,617,823
TRAVELERS IND CO OF CT	25682	Foreign	1,147,506,849	820,773,091	326,733,758	33,160,435
TRAVELERS PROP CAS CO OF AMER	25674	Foreign	882,115,722	428,215,155	453,900,566	186,733,172
TRAVELERS PROP CAS INS CO	36161	Foreign	297,545,302	218,476,013	79,069,289	-1,025
TRI STATE INS CO OF MN	31003	Foreign	125,979,955	93,300,054	32,679,902	6,596,512
TRINITY UNIVERSAL INS CO	19887	Foreign	4,079,119,451	2,828,868,349	1,250,251,103	0
TRISURA INS CO	22225	Foreign	10,503,864	992	10,502,872	0
TRISURA SPECIALTY INS CO	16188	Foreign	135,407,983	66,084,861	69,323,122	27,883,298
TRITON INS CO	41211	Foreign	629,891,219	486,279,306	143,611,914	5,191,547
TRIUMPHE CAS CO	41106	Foreign	66,150,917	45,754,631	20,396,286	300,225
TRUCK INS EXCH	21709	Foreign	2,340,095,413	1,633,816,788	706,278,625	6,320,596
TRUMBULL INS CO	27120	Foreign	252,196,859	132,860,267	119,336,592	7,352,804
TUDOR INS CO	37982	Foreign	141,462,837	63,256,063	78,206,774	1,998,557
TWIN CITY FIRE INS CO CO	29459	Foreign	688,285,472	403,464,677	284,820,796	93,933,300
TYTAP INS CO	15885	Domestic	71,694,192	44,410,935	27,283,257	60,935,541
UNION INS CO	25844	Foreign	149,508,438	101,680,296	47,828,142	686,498
UNITED AUTOMOBILE INS CO	35319	Domestic	369,275,205	273,018,441	96,256,765	236,022,092
UNITED CAS & SURETY INS CO	36226	Foreign	29,905,285	12,792,204	17,113,081	283,204
UNITED CAS INS CO OF AMER	11142	Foreign	13,515,279	2,691,978	10,823,301	3,658,632
UNITED EDUCATORS INS RRG INC	10020	Foreign	1,008,091,154	635,695,228	372,395,926	8,369,861
UNITED FINANCIAL CAS CO	11770	Foreign	4,940,078,643	3,823,587,296	1,116,491,347	0
UNITED FIRE & CAS CO	13021	Foreign	2,054,447,759	1,346,876,301	707,571,458	21,222,645
UNITED FIRE & IND CO	19496	Foreign	62,172,978	42,681,874	19,491,104	6,192,574
UNITED GUAR RESIDENTIAL INS CO	15873	Foreign	1,816,274,753	1,631,487,113	184,787,640	22,750,733
UNITED GUAR RESIDENTIAL INS CO OF NC	16667	Foreign	61,277,935	20,936,031	40,341,904	14,149
UNITED NATL INS CO	13064	Foreign	378,840,407	256,629,657	122,210,750	17,962,179
UNITED PROP & CAS INS CO	10969	Domestic	1,036,045,180	877,041,642	159,003,538	260,274,123
UNITED SERV AUTOMOBILE ASSN	25941	Foreign	42,024,832,623	11,554,266,117	30,470,566,507	821,842,335
UNITED SPECIALTY INS CO	12537	Foreign	478,799,452	264,537,862	214,261,590	163,753,841
UNITED STATES FIDELITY & GUAR CO	25887	Foreign	3,343,447,051	2,460,857,647	882,589,404	3,638
UNITED STATES FIRE INS CO	21113	Foreign	4,444,829,190	3,038,752,768	1,406,076,422	87,307,369
UNITED STATES LIAB INS CO	25895	Foreign	1,514,672,202	498,434,360	1,016,237,834	42,339,761
UNITED STATES SURETY CO	10656	Foreign	71,185,733	14,809,116	56,376,617	1,874,283
UNITED WI INS CO	29157	Foreign	218,342,758	91,013,146	127,329,612	15,187,042
UNITRIN AUTO & HOME INS CO	16063	Foreign	64,523,963	31,063,559	33,460,404	0
UNITRIN DIRECT PROP & CAS CO	10915	Foreign	13,756,812	2,790,498	10,966,314	2,623,448
UNIVERSAL CAS RRG INC	16286	Foreign	4,030,306	2,643,809	1,386,497	1,058,211
UNIVERSAL FIRE & CAS INS CO	32867	Foreign	19,006,222	9,516,214	9,490,007	212,477
UNIVERSAL INS CO	31704	Foreign	922,076,226	642,037,759	280,038,467	0
UNIVERSAL INS CO OF NA	11986	Domestic	109,953,767	78,559,466	31,394,301	94,162,178
UNIVERSAL PROP & CAS INS	10861	Domestic	1,293,396,638	992,276,947	301,119,691	1,058,618,318
UNIVERSAL SURETY OF AMER	13200	Foreign	13,883,441	3,662	13,879,779	1,072,931
UNIVERSAL UNDERWRITERS INS CO	41181	Foreign	331,047,955	-5,746,308	336,794,263	24,507,010
URGENT CARE ASSUR CO RRG INC	12915	Foreign	4,674,957	3,097,389	1,577,568	56,198
US COASTAL PROP & CAS INS CO	15900	Domestic	50,678,343	23,098,809	27,579,534	20,147,211
US SPECIALTY INS CO	29599	Foreign	2,130,643,341	1,545,189,034	585,454,307	25,287,375

SOURCE: NAIC ANNUAL STATEMENT – EXH. OF ASSETS; EXH. OF LIABILITIES, SURPLUS AND OTHER FUNDS; STATE PAGE

AUTHORIZED FLORIDA INSURER FINANCIAL ABSTRACTS, BY NAIC STATEMENT TYPE

Calendar Year 2019

Pursuant to section 624.315(1)(a), F.S.

COMPANY	NAIC CODE	DOMICILE	NET ADMITTED ASSETS (\$)	LIABILITIES (\$)	CAPITAL AND SURPLUS (\$)	FL DIRECT PREMIUMS WRITTEN (\$)
PROPERTY AND CASUALTY, TOTAL FLORIDA DIRECT PREMIUMS WRITTEN: \$56,579,660,248						
US UNDERWRITERS INS CO	35416	Foreign	169,818,241	36,128,444	133,689,795	11,464
USAA CAS INS CO	25968	Foreign	12,275,351,596	6,777,144,270	5,498,207,326	561,052,276
USAA GEN IND CO	18600	Foreign	6,275,114,358	4,070,490,457	2,204,623,901	404,028,668
USPLATE GLASS INS CO	28497	Foreign	39,280,188	6,719,024	32,561,164	10,654,254
UTICA FIRST INS CO	15326	Foreign	327,648,331	178,691,084	148,957,247	850,225
UTICA MUT INS CO	25976	Foreign	2,858,402,546	1,786,410,586	1,071,991,961	1,251,809
UV INS RRG INC	13988	Foreign	1,247,490	369,302	878,188	0
VALLEY FORGE INS CO	20508	Foreign	68,515,126	2,321	68,512,804	28,510,479
VANLINER INS CO	21172	Foreign	543,379,263	380,452,725	162,926,538	12,632,218
VANTAPRO SPECIALTY INS CO	44768	Foreign	36,666,324	13,426,244	23,240,080	11,637,246
VAULT E&S INS CO	16237	Foreign	63,665,939	14,511,837	49,154,102	13,905,042
VAULT RECIP EXCH	16186	Domestic	76,662,400	29,917,758	46,744,640	34,654,056
VELOCITY INS CO RRG	15956	Foreign	3,207,125	935,132	2,271,993	0
VERLAN FIRE INS CO MD	10815	Foreign	25,904,580	339,097	25,565,483	95,165
VERTERRA INS CO	10024	Foreign	192,563,176	127,202,359	65,360,817	0
VICTORIA FIRE & CAS CO	42889	Foreign	39,414,328	2,432,050	36,982,278	-1,138
VICTORIA SELECT INS CO	10105	Foreign	6,073,339	118,062	5,955,277	0
VIGILANT INS CO	20397	Foreign	479,385,061	138,095,341	341,289,720	12,347,699
VIKING INS CO OF WI	13137	Foreign	538,115,555	365,566,216	172,549,339	0
VIRGINIA SURETY CO INC	40827	Foreign	1,696,730,141	1,335,732,362	360,997,779	48,828,667
VOYAGER IND INS CO	40428	Foreign	147,248,462	94,969,019	52,279,443	51,623,723
WARNER INS CO	26085	Foreign	16,817,012	104,522	16,712,490	0
WARRANTY UNDERWRITERS INS CO	43486	Foreign	26,421,233	8,011,329	18,409,904	0
WASHINGTON INTL INS CO	32778	Foreign	80,415,508	16,253,665	64,161,843	685,575
WATFORD INS CO	25585	Foreign	52,403,044	22,653,889	29,749,154	413,996
WATFORD SPECIALTY INS CO	15824	Foreign	91,145,847	31,382,877	59,762,969	8,797,974
WAUSAU BUSINESS INS CO	26069	Foreign	35,091,140	4,628,589	30,462,551	0
WAUSAU UNDERWRITERS INS CO	26042	Foreign	130,305,824	58,709,922	71,595,902	54,191
WCF NATL INS CO	40517	Foreign	535,622,304	303,794,370	231,827,934	2,767,749
WELLFLEET INS CO	32280	Foreign	155,028,258	90,879,903	64,148,355	5,145,053
WELLFLEET NY INS CO	20931	Foreign	90,250,167	60,829,711	29,420,456	2,827
WESCO INS CO	25011	Foreign	2,020,109,580	1,526,454,271	493,655,309	161,728,535
WEST AMER INS CO	44393	Foreign	50,385,895	2,723,015	47,662,880	21,152,305
WEST BEND MUT INS CO	15350	Foreign	3,091,109,159	1,860,469,181	1,230,639,978	8,020
WESTCHESTER FIRE INS CO	10030	Foreign	244,570,563	100,006,065	144,564,498	41,872,130
WESTCHESTER SURPLUS LINES INS CO	10172	Foreign	274,070,781	160,312,025	113,758,756	151,182,365
WESTERN GEN INS CO	27502	Foreign	85,567,788	65,082,670	20,485,118	0
WESTERN PACIFIC MUT INS CO RRG	40940	Foreign	151,777,389	28,567,098	123,210,291	200,483
WESTERN SURETY CO	13188	Foreign	2,101,389,646	533,948,430	1,567,441,217	25,876,347
WESTERN WORLD INS CO	13196	Foreign	801,542,069	479,123,136	322,418,933	79,618,402
WESTFIELD INS CO	24112	Foreign	2,998,829,719	1,714,150,001	1,284,679,718	120,432,979
WESTFIELD NATL INS CO	24120	Foreign	714,763,148	377,507,320	337,255,828	0
WESTON INS CO	14930	Domestic	87,805,883	49,395,418	38,410,465	60,873,127
WESTPORT INS CORP	39845	Foreign	4,781,946,499	3,302,920,105	1,479,026,394	62,139,963
WHITE PINE INS CO	11932	Foreign	57,029,554	33,768,454	23,261,100	7,679,882
WILLIAMSBURG NATL INS CO	25780	Foreign	19,150,777	839,963	18,310,815	0
WILSHIRE INS CO	13234	Foreign	336,376,370	216,476,349	119,900,021	28,873,889
WORK FIRST CAS CO	31232	Foreign	64,954,466	44,033,012	20,921,454	206,534
WRIGHT NATL FLOOD INS CO	11523	Foreign	38,335,810	8,783,835	29,551,975	285,972,004
X L INS CO OF NY	40193	Foreign	271,074,951	216,726,120	54,348,831	0
XL INS AMER INC	24554	Foreign	1,051,251,093	792,778,366	258,472,727	49,878,830
XL REINS AMER INC	20583	Foreign	8,895,781,604	6,627,040,412	2,268,741,192	0
XL SELECT	19607	Foreign	191,106,922	144,484,055	46,622,867	0

SOURCE: NAIC ANNUAL STATEMENT – EXH. OF ASSETS; EXH. OF LIABILITIES, SURPLUS AND OTHER FUNDS; STATE PAGE

AUTHORIZED FLORIDA INSURER FINANCIAL ABSTRACTS, BY NAIC STATEMENT TYPE

Calendar Year 2019

Pursuant to section 624.315(1)(a), F.S.

COMPANY	NAIC CODE	DOMICILE	NET ADMITTED ASSETS (\$)	LIABILITIES (\$)	CAPITAL AND SURPLUS (\$)	FL DIRECT PREMIUMS WRITTEN (\$)
PROPERTY AND CASUALTY, TOTAL FLORIDA DIRECT PREMIUMS WRITTEN: \$56,579,660,248						
XL SPECIALTY INS CO	37885	Foreign	1,307,872,590	1,026,223,268	281,649,322	99,323,889
YEL CO INS	44415	Domestic	14,606,788	5,510,546	9,096,242	1,198,076
YOSEMITE INS CO	26220	Foreign	99,833,991	62,887,626	36,946,365	-171,721
ZALE IND CO	30325	Foreign	27,060,887	839,695	26,221,192	0
ZENITH INS CO	13269	Foreign	1,708,513,455	1,176,677,480	531,835,975	155,605,632
ZURICH AMER INS CO	16535	Foreign	30,415,981,911	22,742,549,226	7,673,432,686	412,183,999
ZURICH AMER INS CO OF IL	27855	Foreign	51,006,072	16,665,787	34,340,285	12,125,055
TITLE, TOTAL FLORIDA DIRECT PREMIUMS WRITTEN: \$1,631,554,200						
ACE CAPITAL TITLE REINS CO	50028	Foreign	56,241,725	2,336,695	53,905,030	0
AGENTS NATL TITLE INS CO	12522	Foreign	18,525,885	9,173,387	9,352,498	4,746,547
ALLIANT NATL TITLE INS CO INC	12309	Foreign	38,817,052	27,592,539	11,224,513	35,809,559
AMERICAN GUAR TITLE INS CO	51411	Foreign	40,365,043	7,430,670	32,934,373	0
AMROCK TITLE INS CO	11974	Foreign	46,401,536	7,349,950	39,051,587	12,696,581
AMTRUST TITLE INS CO	51578	Foreign	26,475,221	5,358,868	21,116,353	1,816,953
CHICAGO TITLE INS CO	50229	Domestic	1,854,616,268	845,350,103	1,009,266,165	212,170,477
COMMONWEALTH LAND TITLE INS CO	50083	Domestic	665,146,368	275,819,389	389,326,979	45,774,621
CONNECTICUT ATTORNEYS TITLE INS CO	51268	Foreign	63,492,833	34,801,369	28,691,464	1,234,673
FIDELITY NATL TITLE INS CO	51586	Domestic	1,277,129,939	727,263,512	549,866,427	227,243,700
FIRST AMER TITLE GUAR CO	51624	Foreign	50,863,733	13,762,032	37,101,701	0
FIRST AMER TITLE INS CO	50814	Foreign	3,187,680,450	1,673,003,867	1,514,676,583	303,821,590
FIRST NATL TITLE INS CO	14240	Foreign	40,203,029	15,604,075	24,598,954	2,066,285
INVESTORS TITLE INS CO	50369	Foreign	170,414,688	65,286,471	105,128,217	1,350,347
NATIONAL CONSUMER TITLE INS CO	16169	Domestic	4,770,010	351,160	4,418,850	1,076,428
NATIONAL INVESTORS TITLE INS CO	50377	Foreign	18,641,327	4,214,185	14,427,142	0
NATIONAL TITLE INS OF NY INC	51020	Foreign	107,559,261	64,504,897	43,054,364	10,415,133
NORTH AMER TITLE INS CO	50130	Foreign	103,648,715	70,273,405	33,375,310	28,933,486
OLD REPUBLIC NATL TITLE INS CO	50520	Domestic	1,314,939,904	749,364,806	565,575,098	486,639,851
PREMIER LAND TITLE INS CO	50026	Foreign	20,587,499	9,122,338	11,465,161	12,107,882
RADIAN TITLE INS INC	51632	Foreign	29,610,466	2,261,799	27,348,667	649,336
STEWART TITLE GUAR CO	50121	Foreign	1,188,121,658	570,220,287	617,901,371	69,172,758
TITLE RESOURCES GUAR CO	50016	Foreign	127,352,511	62,980,940	64,371,572	28,185,377
WESTCOR LAND TITLE INS CO	50050	Foreign	194,882,297	120,895,274	73,987,023	97,239,588
WFG NATL TITLE INS CO	51152	Foreign	170,606,744	127,422,550	43,184,194	48,403,028

AUTHORIZED FLORIDA INSURER FINANCIAL ABSTRACTS, BY NAIC STATEMENT TYPE

Calendar Year 2019

Pursuant to section 624.315(1)(a), F.S.

COMPANY	NAIC CODE	DOMICILE	NET ADMITTED ASSETS (\$)	LIABILITIES (\$)	CAPITAL AND SURPLUS (\$)	FL DIRECT PREMIUMS WRITTEN (\$)
PROPERTY AND CASUALTY, TOTAL FLORIDA DIRECT PREMIUMS WRITTEN: \$56,579,660,248						
21ST CENTURY CENTENNIAL INS CO	34789	Foreign	209,559,447	238,390	209,321,057	-823
21ST CENTURY IND INS CO	43974	Foreign	16,989,801	.	16,989,801	0
21ST CENTURY INS CO	12963	Foreign	1,054,974,289	1,505,066	1,053,469,223	0
21ST CENTURY N AMER INS CO	32220	Foreign	613,570,949	14,137,282	599,433,668	0
21ST CENTURY PREMIER INS CO	20796	Foreign	99,876,135	71,177	99,804,958	3,837
ACA FIN GUAR CORP	22896	Foreign	212,078,535	133,361,830	78,716,705	0
ACADEMIC MEDICAL PROFESSIONALS INS E	12934	Foreign	5,483,036	2,697,494	2,785,542	78,609
ACCELERANT NATL INS CO	10220	Foreign	8,988,633	311,831	8,676,802	0
ACCEPTANCE IND INS CO	20010	Foreign	360,256,345	179,131,711	181,124,634	4,146,853
ACCIDENT FUND GEN INS CO	12304	Foreign	266,143,510	155,681,645	110,461,865	5,846,023
ACCIDENT FUND INS CO OF AMER	10166	Foreign	4,148,594,743	3,061,176,479	1,087,418,264	16,381,022
ACCIDENT FUND NATL INS CO	12305	Foreign	188,806,755	105,120,907	83,685,848	1,535,863
ACCREDITED SURETY & CAS CO INC	26379	Domestic	287,078,043	217,676,392	69,401,650	6,594,138
ACE AMER INS CO	22667	Foreign	23,962,471,676	18,963,131,345	4,999,340,331	377,706,284
ACE FIRE UNDERWRITERS INS CO	20702	Foreign	103,746,487	21,834,801	81,911,686	3,829,118
ACE INS CO OF THE MIDWEST	26417	Foreign	55,120,322	15,463,766	39,656,556	95,848,246
ACE PROP & CAS INS CO	20699	Foreign	11,986,620,581	8,982,146,085	3,004,474,496	78,973,438
ACIG INS CO	19984	Foreign	569,607,767	407,944,747	161,663,020	1,796,569
ACSTAR INS CO	22950	Foreign	47,808,052	25,488,731	22,319,321	26,793
ADDISON INS CO	10324	Foreign	132,090,920	86,960,815	45,130,105	8,910,344
ADM INS CO	33987	Foreign	22,940,393	-452,205	23,392,598	0
ADMIRAL IND CO	44318	Foreign	64,347,995	19,647,863	44,700,133	91,723
ADMIRAL INS CO	24856	Foreign	806,067,833	93,255,374	712,812,459	35,452,655
ADRIATIC INS CO	39381	Foreign	111,528,762	19,989,247	91,539,515	3,356,020
ADVANCED PROVIDERS INS RRG INC	12166	Foreign	1,571,511	49,558	1,521,953	0
AEGIS SECURITY INS CO	33898	Foreign	207,179,807	141,639,124	65,540,683	4,341,966
AETNA INS CO OF CT	36153	Foreign	16,901,139	242,495	16,658,644	0
AFFILIATED FM INS CO	10014	Foreign	3,686,254,446	1,648,269,564	2,037,984,882	23,455,636
AFFILIATES INS RECIP A RRG	13677	Foreign	8,047,083	1,947,130	6,099,953	41,982
AGCS MARINE INS CO	22837	Foreign	293,557,393	135,139,074	158,418,319	32,571,774
AGENCY INS CO OF MD INC	35173	Foreign	259,412,421	188,505,081	70,907,341	0
AGENT ALLIANCE INS CO	10389	Foreign	63,829,294	16,199,581	47,629,713	1,011,427
AGRI GEN INS CO	42757	Foreign	140,498,095	-165,290	140,663,385	19,135,559
AIG ASSUR CO	40258	Foreign	36,560,806	698,165	35,862,641	-54,758
AIG PROP CAS CO	19402	Foreign	87,043,364	31,362,913	55,680,451	243,421,594
AIG SPECIALTY INS CO	26883	Foreign	133,101,539	83,252,951	49,848,588	40,981,691
AIU INS CO	19399	Foreign	99,155,187	22,610,792	76,544,395	1,336
AIX SPECIALTY INS CO	12833	Foreign	54,027,211	405,434	53,621,777	13,014,883
ALAMANCE INS CO	10957	Foreign	473,021,050	102,118,035	370,903,014	0
ALASKA NATL INS CO	38733	Foreign	1,063,805,415	515,208,675	548,596,740	113,024
ALEA NORTH AMERICA INS CO	24899	Foreign	129,998,012	77,030,808	52,967,204	0
ALERT AUTO INS CO	16584	Domestic	7,643,349	230,553	7,412,796	160,221
ALFA MUT INS CO	19135	Foreign	1,472,472,673	850,038,946	622,433,726	0
ALLEGHENY CAS CO	13285	Foreign	33,226,106	7,448,742	25,777,364	934,389
ALLEGIANZ INS CO INC A RRG	11965	Foreign	43,403,565	24,546,881	18,856,684	1,288,059
ALLIANCE OF NONPROFITS FOR INS RRG	10023	Foreign	133,284,661	86,494,435	46,790,226	9,888,306
ALLIANZ GLOBAL RISKS US INS CO	35300	Foreign	8,418,209,579	6,689,843,875	1,728,365,704	37,389,252
ALLIANZ REINS AMER INC	21911	Foreign	3,041,972,257	2,582,927,042	459,045,215	0
ALLIANZ UNDERWRITERS INS CO	36420	Foreign	103,973,472	42,709,638	61,263,834	5,892,026
ALLIED EASTERN IND CO	11242	Foreign	109,531,571	89,127,164	20,404,407	113,510
ALLIED INS CO OF AMER	10127	Foreign	124,146,095	109,312,615	14,833,480	43,876,310
ALLIED PROFESSIONALS INS CO RRG	11710	Foreign	50,513,103	26,818,819	23,694,284	826,073
ALLIED PROP & CAS INS CO	42579	Foreign	301,559,577	241,100,920	60,458,657	64,551,966
ALLIED WORLD ASSUR CO US INC	19489	Foreign	492,583,990	342,707,256	149,876,734	28,252,025
ALLIED WORLD INS CO	22730	Foreign	2,334,951,234	1,315,996,468	1,018,954,766	13,555,888

SOURCE: NAIC ANNUAL STATEMENT – EXH. OF ASSETS; EXH. OF LIABILITIES, SURPLUS AND OTHER FUNDS; STATE PAGE

AUTHORIZED FLORIDA INSURER FINANCIAL ABSTRACTS, BY NAIC STATEMENT TYPE

Calendar Year 2019

Pursuant to section 624.315(1)(a), F.S.

COMPANY	NAIC CODE	DOMICILE	NET ADMITTED ASSETS (\$)	LIABILITIES (\$)	CAPITAL AND SURPLUS (\$)	FL DIRECT PREMIUMS WRITTEN (\$)
PROPERTY AND CASUALTY, TOTAL FLORIDA DIRECT PREMIUMS WRITTEN: \$56,579,660,248						
ALLIED WORLD NATL ASSUR CO	10690	Foreign	463,416,746	307,692,692	155,724,054	18,181,859
ALLIED WORLD SPECIALTY INS CO	16624	Foreign	1,091,057,754	727,054,614	364,003,140	22,432,189
ALLIED WORLD SURPLUS LINES INS CO	24319	Foreign	446,170,993	335,510,407	110,660,586	18,535,391
ALLMERICA FIN BENEFIT INS CO	41840	Foreign	55,081,045	524,003	54,557,042	7,912,888
ALLSTATE FIRE & CAS INS CO	29688	Foreign	250,062,613	10,099,440	239,963,173	1,154,613,559
ALLSTATE IND CO	19240	Foreign	114,893,148	11,775,585	103,117,563	132,269,416
ALLSTATE INS CO	19232	Foreign	52,940,982,971	33,829,861,266	19,111,121,705	455,364,745
ALLSTATE NORTHBROOK IND CO	36455	Foreign	56,393,564	875,289	55,518,275	0
ALLSTATE PROP & CAS INS CO	17230	Foreign	221,692,402	19,806,584	201,885,818	177,724,588
ALLSTATE VEHICLE & PROP INS CO	37907	Foreign	59,847,735	8,311,179	51,536,556	0
ALPHA PROP & CAS INS CO	38156	Foreign	36,418,188	22,453,232	13,964,956	10,587,408
AMALGAMATED CAS INS CO	13293	Foreign	55,496,433	20,310,486	35,185,947	640,271
AMBAC ASSUR CORP	18708	Foreign	2,768,198,810	1,680,572,732	1,087,626,078	14,708
AMCO INS CO	19100	Foreign	688,452,532	469,673,751	218,778,781	-565
AMERICAN AGRI BUSINESS INS CO	12548	Foreign	709,801,824	674,411,143	35,390,681	22,913,760
AMERICAN AGRICULTURAL INS CO	10103	Foreign	1,450,675,605	830,756,434	619,919,171	0
AMERICAN ALT INS CORP	19720	Foreign	547,842,952	337,341,608	210,501,344	29,017,972
AMERICAN ASSOC OF OTHODONTISTS RRG	10232	Foreign	52,067,207	31,519,485	20,547,722	638,458
AMERICAN AUTOMOBILE INS CO	21849	Foreign	129,183,191	47,658,399	81,524,792	19,901,700
AMERICAN BANKERS INS CO OF FL	10111	Domestic	2,454,045,950	1,834,841,731	619,204,219	2,531,927,110
AMERICAN BUILDERS INS CO	11240	Foreign	162,280,636	110,086,733	52,193,903	51,995,734
AMERICAN BUILDERS INS CO RRG INC	12631	Foreign	8,087,633	6,284,173	1,803,460	950,562
AMERICAN CAPITAL ASSUR CORP	12601	Domestic	123,341,577	62,214,387	61,127,190	80,559,549
AMERICAN CAS CO OF READING PA	20427	Foreign	123,632,684	2,309	123,630,375	44,495,285
AMERICAN COASTAL INS CO	12968	Domestic	565,522,177	457,812,542	107,709,635	302,302,199
AMERICAN COMMERCE INS CO	19941	Foreign	339,215,204	225,351,362	113,863,842	1,210,498
AMERICAN COMPENSATION INS CO	45934	Foreign	69,338,846	12,622,984	56,715,862	4,555,533
AMERICAN CONTRACTORS IND CO	10216	Foreign	354,322,970	225,497,759	128,825,211	2,297,892
AMERICAN CONTRACTORS INS CO RRG	12300	Foreign	52,118,965	39,668,845	12,450,120	2,571,370
AMERICAN ECONOMY INS CO	19690	Foreign	19,339,781	647,580	18,692,200	408,041
AMERICAN EMPIRE INS CO	37990	Foreign	22,314,110	442,434	21,871,676	0
AMERICAN EMPIRE SURPLUS LINES INS CO	35351	Foreign	128,249,299	2,691,667	125,557,632	7,581,653
AMERICAN EQUITY INS CO	43117	Foreign	97,430,618	18,000	97,412,617	0
AMERICAN EQUITY SPECIALTY INS CO	10819	Foreign	81,896,653	54,923,494	26,973,158	0
AMERICAN EXCESS INS EXCH RRG	10903	Foreign	273,901,858	146,198,855	127,703,004	0
AMERICAN FAMILY CONNECT PROP & CAS I	29068	Foreign	1,898,530,103	1,090,495,318	808,034,785	26,508,745
AMERICAN FAMILY HOME INS CO	23450	Domestic	317,602,570	205,479,276	112,123,294	723,508
AMERICAN FAMILY MUT INS CO SI	19275	Foreign	21,726,623,160	14,537,471,179	7,189,151,981	0
AMERICAN FIRE & CAS CO	24066	Foreign	43,005,162	1,223,244	41,781,917	6,680,364
AMERICAN GUAR & LIAB INS	26247	Foreign	276,134,015	93,343,757	182,790,258	115,764,869
AMERICAN HALLMARK INS CO OF TX	43494	Foreign	475,191,744	317,352,430	157,839,314	615,708
AMERICAN HOME ASSUR CO	19380	Foreign	22,964,233,417	16,970,438,786	5,993,794,631	62,414,054
AMERICAN INS CO	21857	Foreign	129,984,358	60,007,101	69,977,257	6,972,507
AMERICAN INTEGRITY INS CO OF FL	12841	Domestic	284,750,526	206,689,218	78,061,308	341,514,383
AMERICAN INTER FIDELITY EXCH	40088	Foreign	152,664,021	112,221,229	40,442,792	0
AMERICAN INTERSTATE INS CO	31895	Foreign	1,168,544,078	808,592,558	359,951,520	40,609,032
AMERICAN LIBERTY INS CO	12200	Foreign	18,337,830	12,390,348	5,947,482	0
AMERICAN MERCURY INS CO	16810	Foreign	402,052,959	240,542,186	161,510,773	15,497
AMERICAN MILLENNIUM INS CO	26140	Foreign	38,401,966	29,368,099	9,033,867	0
AMERICAN MODERN HOME INS CO	23469	Foreign	939,041,454	596,491,159	342,550,295	1,537,950
AMERICAN MODERN INS CO OF FL	12314	Domestic	40,678,390	25,678,377	15,000,013	15,623,538
AMERICAN MODERN PROP & CAS INS CO	42722	Foreign	158,892,011	126,673,903	32,218,108	0
AMERICAN MODERN SELECT INS CO	38652	Foreign	153,748,525	91,963,761	61,784,764	0
AMERICAN NATL GEN INS CO	39942	Foreign	121,689,596	53,704,520	67,985,076	0
AMERICAN NATL LLOYDS INS CO	10043	Foreign	98,145,349	27,806,424	70,338,925	2,138,300
AMERICAN NATL PROP & CAS CO	28401	Foreign	1,599,084,726	876,795,842	722,288,884	4,177,341

SOURCE: NAIC ANNUAL STATEMENT – EXH. OF ASSETS; EXH. OF LIABILITIES, SURPLUS AND OTHER FUNDS; STATE PAGE

AUTHORIZED FLORIDA INSURER FINANCIAL ABSTRACTS, BY NAIC STATEMENT TYPE

Calendar Year 2019

Pursuant to section 624.315(1)(a), F.S.

COMPANY	NAIC CODE	DOMICILE	NET ADMITTED ASSETS (\$)	LIABILITIES (\$)	CAPITAL AND SURPLUS (\$)	FL DIRECT PREMIUMS WRITTEN (\$)
PROPERTY AND CASUALTY, TOTAL FLORIDA DIRECT PREMIUMS WRITTEN: \$56,579,660,248						
AMERICAN PET INS CO	12190	Foreign	154,729,618	80,920,062	73,809,556	25,759,963
AMERICAN PLATINUM PROP & CAS INS CO	13563	Domestic	22,638,194	6,205,470	16,432,724	7,494,185
AMERICAN PROP INS CO	21806	Foreign	33,450,840	22,303,871	11,146,969	3,342,477
AMERICAN RELIABLE INS CO	19615	Foreign	311,193,387	221,316,238	89,877,149	15,019,942
AMERICAN ROAD INS CO	19631	Foreign	747,589,598	430,397,378	317,192,220	18,633,563
AMERICAN SAFETY INS CO	33103	Foreign	16,647,278	908,871	15,738,407	1,864,596
AMERICAN SECURITY INS CO	42978	Foreign	1,450,583,326	880,075,422	570,507,904	292,113,153
AMERICAN SENTINEL INS CO	17965	Foreign	34,857,570	22,798,115	12,059,455	0
AMERICAN SOUTHERN HOME INS CO	41998	Domestic	112,542,615	67,884,530	44,658,085	32,335,681
AMERICAN SOUTHERN INS CO	10235	Foreign	122,035,116	76,207,981	45,827,135	7,607,124
AMERICAN STATES INS CO	19704	Foreign	48,787,533	8,374,261	40,413,272	1,670,141
AMERICAN STRATEGIC INS CORP	10872	Domestic	1,727,241,348	1,090,016,624	637,224,724	138,705,644
AMERICAN SUMMIT INS CO	19623	Foreign	34,624,147	15,423,411	19,200,736	0
AMERICAN SURETY CO	31380	Foreign	12,836,498	2,598,647	10,237,851	760,419
AMERICAN TRADITIONS INS CO	12359	Domestic	117,542,152	87,186,970	30,355,182	129,056,829
AMERICAN TRANSPORTATION GRP INS RRG	16384	Foreign	39,650,713	32,906,422	6,744,291	11,932,103
AMERICAN WESTERN HOME INS CO	35912	Foreign	155,952,413	87,934,227	68,018,186	-40,396
AMERICAN ZURICH INS CO	40142	Foreign	292,527,121	68,461,176	224,065,945	119,670,496
AMERISURE INS CO	19488	Foreign	843,606,944	623,748,111	219,858,833	113,872,420
AMERISURE MUT INS CO	23396	Foreign	2,413,704,681	1,405,284,820	1,008,419,861	78,695,803
AMERISURE PARTNERS INS CO	11050	Foreign	109,568,956	63,423,362	46,145,594	3,248,285
AMERITRUST INS CORP	10665	Foreign	19,265,233	1,052,094	18,213,139	751,331
AMEX ASSUR CO	27928	Foreign	235,867,561	48,631,351	187,236,211	20,699,101
AMGUARD INS CO	42390	Foreign	1,471,541,921	1,228,733,709	242,808,212	83,703,255
AMICA MUT INS CO	19976	Foreign	5,360,643,572	2,577,780,931	2,782,862,641	142,948,677
AMICA PROP & CAS INS CO	12287	Foreign	106,458,842	23,356,003	83,102,839	216,253
ANCHOR GEN INS CO	40010	Foreign	80,001,829	55,772,783	24,229,046	0
ANCHOR PROP & CAS INS CO	15617	Domestic	66,940,879	60,060,318	6,880,561	71,469,504
APPALACHIAN INS CO	10316	Foreign	290,649,511	88,357,752	202,291,759	0
APPLIED MEDICO LEGAL SOLUTIONS RRG	11598	Foreign	171,134,940	117,949,621	53,185,319	4,765,305
ARAG INS CO	34738	Foreign	103,151,319	29,066,345	74,084,974	7,045,232
ARCH IND INS CO	30830	Foreign	125,810,446	84,290,072	41,520,375	0
ARCH INS CO	11150	Foreign	4,521,604,088	3,566,148,486	955,455,602	131,204,883
ARCH MORTGAGE GUAR CO	18732	Foreign	48,839,798	2,516,903	46,322,895	69,294
ARCH MORTGAGE INS CO	40266	Foreign	1,986,748,028	1,788,031,413	198,716,615	49,622,347
ARCH PROP CAS INS CO	10946	Foreign	82,045,729	1,201,935	80,843,794	0
ARCH REINS CO	10348	Foreign	2,121,758,438	819,955,657	1,301,802,781	0
ARCH SPECIALTY INS CO	21199	Foreign	558,567,606	241,020,516	317,547,090	103,761,247
ARCOA RRG INC	13177	Foreign	27,926,341	15,075,232	12,851,109	5,561,805
ARGONAUT GREAT CENTRAL INS CO	19860	Foreign	49,466,837	20,799,397	28,667,440	0
ARGONAUT INS CO	19801	Foreign	2,050,445,939	1,094,231,962	956,213,977	48,332,382
ARGONAUT MIDWEST INS CO	19828	Foreign	23,374,040	5,029,950	18,344,090	2,250,909
ARISE BOILER INSPECTION & INS CO RRG	13580	Foreign	5,547,564	1,309,325	4,238,239	11,229
ARMED FORCES INS EXCH	41459	Foreign	125,969,393	67,312,551	58,656,842	6,330,823
ARROWOOD IND CO	24678	Foreign	971,541,248	848,810,942	122,730,306	0
ARTISAN & TRUCKERS CAS CO	10194	Foreign	474,389,921	383,252,422	91,137,499	-387
ASCENDANT COMMERCIAL INS INC	13683	Domestic	86,377,567	72,976,755	13,400,812	94,378,823
ASCOT INS CO	23752	Foreign	106,250,521	40,049,887	66,200,634	4,485,256
ASCOT SPECIALTY INS CO	45055	Foreign	85,413,862	21,292,464	64,121,397	900,000
ASHMERE INS CO	40398	Domestic	12,565,551	3,485,332	9,080,219	-89,700
ASI ASSUR CORP	12196	Domestic	45,597,426	8,837,570	36,759,856	6,197,448
ASI HOME INS CORP	11072	Domestic	51,508,015	31,124,822	20,383,193	921,862
ASI PREFERRED INS CORP	13142	Domestic	139,556,814	90,913,543	48,643,271	384,108,915
ASPEN AMER INS CO	43460	Foreign	1,017,830,851	515,453,066	502,377,785	35,484,590
ASPEN SPECIALTY INS CO	10717	Foreign	656,313,671	473,220,986	183,092,685	100,888,780
ASSOC OF CERT MORTG ORIGINATORS RRG	14425	Foreign	2,259,434	979,780	1,279,654	0

SOURCE: NAIC ANNUAL STATEMENT – EXH. OF ASSETS; EXH. OF LIABILITIES, SURPLUS AND OTHER FUNDS; STATE PAGE

AUTHORIZED FLORIDA INSURER FINANCIAL ABSTRACTS, BY NAIC STATEMENT TYPE

Calendar Year 2019

Pursuant to section 624.315(1)(a), F.S.

COMPANY	NAIC CODE	DOMICILE	NET ADMITTED ASSETS (\$)	LIABILITIES (\$)	CAPITAL AND SURPLUS (\$)	FL DIRECT PREMIUMS WRITTEN (\$)
PROPERTY AND CASUALTY, TOTAL FLORIDA DIRECT PREMIUMS WRITTEN: \$56,579,660,248						
ASSOCIATED IND CORP	21865	Foreign	106,497,138	12,719,472	93,777,666	2,108,891
ASSOCIATED INDUSTRIES INS CO INC	23140	Domestic	63,327,200	9,886,632	53,440,568	130,695,967
ASSURANCEAMERICA INS CO	11558	Foreign	107,839,223	79,486,288	28,352,935	33,132,476
ASSURED GUAR CORP	30180	Foreign	2,927,044,085	1,151,932,655	1,775,111,430	0
ASSURED GUAR MUNICIPAL CORP	18287	Foreign	5,402,873,464	2,711,466,866	2,691,406,598	3,520,726
ATAIN INS CO	29033	Foreign	88,875,455	31,297,983	57,577,472	34,989
ATAIN SPECIALTY INS CO	17159	Foreign	410,114,237	178,250,404	231,863,833	3,757,927
ATEGRITY SPECIALTY INS CO	16427	Foreign	92,060,992	40,472,801	51,588,191	4,622,226
ATHOME INS CO	23833	Foreign	10,066,420	18,472	10,047,948	0
ATLANTIC CAS INS CO	42846	Foreign	466,344,621	268,277,664	198,066,957	12,658,925
ATLANTIC SPECIALTY INS CO	27154	Foreign	2,484,105,453	1,737,252,539	746,852,914	41,287,878
ATRAIDIUS TRADE CREDIT INS CO	25422	Foreign	143,032,332	56,955,411	86,076,921	4,491,019
ATTPRO RRG RECIP RRG	13795	Foreign	4,190,830	3,212,762	978,068	2,302,328
AUSTIN MUT INS CO	13412	Foreign	71,200,438	13,598,697	57,601,741	0
AUTO CLUB INS ASSOC	21202	Foreign	4,667,469,068	2,520,839,128	2,146,629,940	0
AUTO CLUB INS CO OF FL	12813	Domestic	440,120,843	228,542,154	211,578,690	233,023,664
AUTO CLUB S INS CO	41041	Domestic	169,301,903	103,919,078	65,382,825	120,644,489
AUTO OWNERS INS CO	18988	Foreign	17,473,780,730	5,395,620,932	12,078,159,798	187,595,723
AUTOMOBILE INS CO OF HARTFORD CT	19062	Foreign	1,076,285,125	768,993,906	307,291,219	21,013
AVATAR PROP & CAS INS CO	13139	Domestic	91,230,123	73,377,557	17,852,566	88,581,513
AVEMCO INS CO	10367	Foreign	80,822,714	31,485,717	49,336,997	1,487,019
AVENTUS INS CO	22390	Foreign	34,478,596	10,721,740	23,756,856	14,092,217
AXA INS CO	33022	Foreign	251,311,198	109,167,452	142,143,746	7,089,514
AXIS INS CO	37273	Foreign	1,760,772,231	1,189,407,278	571,364,953	40,456,518
AXIS REINS CO	20370	Foreign	3,755,383,602	2,797,499,821	957,883,781	378,512
AXIS SPECIALTY INS CO	15610	Foreign	793,327,752	609,563,868	183,763,884	0
AXIS SURPLUS INS CO	26620	Foreign	610,128,105	449,665,438	160,462,667	91,417,495
BALBOA INS CO	24813	Foreign	48,382,816	2,717,527	45,665,289	-2,879
BANKERS INS CO	33162	Domestic	141,506,521	64,823,335	76,683,187	9,431,852
BANKERS SPECIALTY INS CO	13041	Foreign	51,835,945	11,965,242	39,870,703	1,947,576
BANKERS STANDARD INS CO	18279	Foreign	348,023,460	143,336,312	204,687,148	1,446,952
BAR VERMONT RRG INC	10174	Foreign	35,399,521	10,128,817	25,270,704	351,281
BAY INS RRG INC	15582	Foreign	1,346,184	237,867	1,108,319	0
BCS INS CO	38245	Foreign	322,837,926	175,120,333	147,717,593	14,074,358
BEAZLEY INS CO INC	37540	Foreign	819,916,114	614,874,881	205,041,233	12,832,881
BENCHMARK INS CO	41394	Foreign	479,519,127	343,578,497	135,940,630	3,213,802
BERKLEY ASSUR CO	39462	Foreign	91,992,454	34,583,590	57,408,864	19,771,260
BERKLEY CAS CO	15911	Foreign	46,906,163	16,925,780	29,980,384	354,046
BERKLEY INS CO	32603	Foreign	19,894,550,068	13,881,488,080	6,013,061,988	26,145,324
BERKLEY NATL INS CO	38911	Foreign	183,015,193	126,127,699	56,887,494	7,816,908
BERKLEY REGIONAL INS CO	29580	Foreign	855,423,235	73,877,817	781,545,418	2,924,715
BERKLEY SPECIALTY INS CO	31295	Foreign	78,031,284	17,590,797	60,440,487	4,413,860
BERKSHIRE HATHAWAY ASSUR CORP	13070	Foreign	2,158,179,774	343,523,219	1,814,656,556	0
BERKSHIRE HATHAWAY DIRECT INS CO	10391	Foreign	173,885,488	31,727,501	142,157,988	3,573,433
BERKSHIRE HATHAWAY HOMESTATE INS CO	20044	Foreign	3,453,445,158	1,584,374,659	1,869,070,499	10,044,270
BERKSHIRE HATHAWAY SPECIALTY INS CO	22276	Foreign	5,667,794,027	1,693,601,565	3,974,192,463	38,285,448
BITCO GEN INS CORP	20095	Foreign	1,009,494,904	729,766,869	279,728,035	18,057,251
BITCO NATL INS CO	20109	Foreign	365,604,343	193,227,691	172,376,651	8,246,705
BLACKBOARD INS CO	26611	Foreign	49,939,097	32,534,524	17,404,573	18,564,745
BLACKBOARD SPECIALTY INS CO	13551	Foreign	52,256,488	17,739,580	34,516,907	402,213
BLUE HILL SPECIALTY INS CO INC	15643	Foreign	437,584,437	389,449,485	48,134,952	0
BLUESHORE INS CO	22250	Foreign	100,838,533	74,733,304	26,105,230	0
BOND SAFEGUARD INS CO	27081	Foreign	77,982,025	33,247,351	44,734,674	363,239
BONDSMAN INS CO	12319	Foreign	8,580,610	507,036	8,073,574	0
BOSTON IND CO INC	30279	Foreign	27,713,479	1,762,618	25,950,860	27,905
BRIDGEFIELD CAS INS CO	10335	Domestic	63,439,433	9,579,137	53,860,296	145,731,530

SOURCE: NAIC ANNUAL STATEMENT – EXH. OF ASSETS; EXH. OF LIABILITIES, SURPLUS AND OTHER FUNDS; STATE PAGE

AUTHORIZED FLORIDA INSURER FINANCIAL ABSTRACTS, BY NAIC STATEMENT TYPE

Calendar Year 2019

Pursuant to section 624.315(1)(a), F.S.

COMPANY	NAIC CODE	DOMICILE	NET ADMITTED ASSETS (\$)	LIABILITIES (\$)	CAPITAL AND SURPLUS (\$)	FL DIRECT PREMIUMS WRITTEN (\$)
PROPERTY AND CASUALTY, TOTAL FLORIDA DIRECT PREMIUMS WRITTEN: \$56,579,660,248						
BRIDGEFIELD EMPLOYERS INS CO	10701	Domestic	113,832,598	3,089,959	110,742,639	185,000,617
BRIDGEWAY INS CO	12489	Foreign	49,926,631	1,368,288	48,558,343	-146
BRIERFIELD INS CO	10993	Foreign	14,201,036	4,582,179	9,618,857	19,427,815
BRISTOL W INS CO	19658	Foreign	155,962,327	111,093,461	44,868,866	1,235,328
BROOKLYN SPECIALTY INS CO RRG INC	16396	Foreign	5,474,031	2,737,897	2,736,134	1,940,356
BROTHERHOOD MUT INS CO	13528	Foreign	796,404,039	515,998,509	280,405,530	321,919
BUILD AMER MUT ASSUR CO	14380	Foreign	534,883,932	132,502,454	402,381,478	537,280
BUILDERS INS	10704	Foreign	739,679,463	442,848,887	296,830,576	0
BUILDERS MUT INS CO	10844	Foreign	1,059,954,733	601,088,109	458,866,624	29,345,717
BURLINGTON INS CO	23620	Foreign	374,938,976	199,392,480	175,546,495	28,642,210
BUSINESSFIRST INS CO	11697	Domestic	59,745,923	39,790,557	19,955,366	27,364,233
C A R RRG INC	15921	Foreign	2,098,820	665,170	1,433,650	213,615
CABLE INS CO	16572	Domestic	10,194,104	3,051,809	7,142,295	3,348,574
CALIFORNIA CAS IND EXCH	20117	Foreign	523,694,757	356,479,843	167,214,914	0
CALIFORNIA CAS INS CO	20125	Foreign	69,067,971	36,978,937	32,089,034	4,747,137
CAMICO MUT INS CO	36340	Foreign	97,545,830	53,996,012	43,549,818	907,420
CAMPMED CAS & IND CO INC	12260	Foreign	20,417,719	220,335	20,197,384	1,348
CANAL IND CO	27790	Foreign	54,830,364	2,805,983	52,024,381	0
CANAL INS CO	10464	Foreign	914,552,688	434,880,803	479,671,885	13,076,110
CANOPIUS US INS	12961	Foreign	223,196,167	92,565,920	130,630,247	4,483,046
CANOPY RRG INC	16434	Foreign	15,697,910	8,598,959	7,098,951	1,200,000
CAPACITY INS CO	32930	Domestic	23,951,084	14,753,736	9,197,348	14,626,415
CAPITOL IND CORP	10472	Foreign	717,210,921	443,568,690	273,642,231	2,781,410
CAPITOL PREFERRED INS CO	10908	Domestic	193,168,882	150,457,225	42,711,657	170,539,416
CAPITOL SPECIALTY INS CORP	10328	Foreign	182,131,916	122,196,999	59,934,917	31,461,456
CARE RRG INC	11825	Foreign	22,512,165	18,499,979	4,012,186	1,711,506
CARING COMMUNITIES RECIP RRG	12373	Foreign	116,560,317	53,939,511	62,621,318	1,632,879
CAROLINA CAS INS CO	10510	Foreign	209,119,686	101,200,582	107,919,104	9,124,298
CASTLE KEY IND CO	10835	Foreign	16,676,652	5,006,491	11,670,161	66,163,447
CASTLE KEY INS CO	30511	Foreign	409,319,255	140,443,877	268,875,378	98,532,196
CATERPILLAR INS CO	11255	Foreign	980,163,149	566,495,330	413,667,819	16,922,374
CATLIN INS CO	19518	Foreign	109,634,496	73,213,513	36,420,983	4,451,199
CATLIN SPECIALTY INS CO	15989	Foreign	627,688,934	434,664,361	193,024,573	900,292
CEDAR INS CO	20273	Foreign	14,186,227	259,243	13,926,984	0
CENSTAT CAS CO	11499	Foreign	27,779,155	7,113,659	20,665,496	58,059
CENTAURI SPECIALTY INS CO	12573	Domestic	107,571,734	90,929,383	16,642,351	54,548,481
CENTENNIAL CAS CO	34568	Foreign	139,855,117	44,022,854	95,832,263	529,878
CENTRAL STATES IND CO OF OMAHA	34274	Foreign	641,450,536	81,959,361	559,491,177	582,826
CENTRE INS CO	34649	Foreign	33,925,171	23,133,631	10,791,540	0
CENTURION CAS CO	42765	Foreign	5,508,292	12,048	5,496,244	0
CENTURION MEDICAL LIAB PROTECT RRG	11976	Foreign	21,960,039	12,265,882	9,694,157	1,703,215
CENTURY NATL INS CO	26905	Foreign	111,190,271	76,153,825	35,036,446	36,393,164
CENTURY SURETY CO	36951	Foreign	83,500,969	2,431,357	81,069,612	13,308,651
CERITY INS CO	10006	Foreign	157,363,763	110,661,131	46,702,632	0
CHARTER OAK FIRE INS CO	25615	Foreign	985,284,829	750,934,854	234,349,975	110,010,261
CHEROKEE GUAR CO INC A RRG	14388	Foreign	27,565,326	21,605,993	5,959,333	31,580
CHEROKEE INS CO	10642	Foreign	627,444,546	400,363,862	227,080,684	4,444,128
CHICAGO INS CO	22810	Foreign	79,132,397	12,232,099	66,900,298	0
CHUBB CUSTOM INS CO	38989	Foreign	276,343,497	41,080,520	235,262,977	17,110,251
CHUBB IND INS CO	12777	Foreign	273,946,225	95,138,450	178,807,775	9,131,442
CHUBB NATL INS CO	10052	Foreign	266,073,161	85,020,466	181,052,695	1,632,064
CHURCH INS CO	10669	Foreign	24,419,780	5,923,701	18,496,079	0
CHURCH MUT INS CO S I	18767	Foreign	1,981,276,274	1,301,845,901	679,430,373	23,054,851
CIM INS CORP	22004	Foreign	18,083,848	138,481	17,945,366	-35,988
CIMARRON INS CO INC	20400	Foreign	25,588,012	13,623,670	11,964,342	158,223
CIRCLE STAR INS CO RRG	11839	Foreign	2,668,971	475,135	2,193,836	0

AUTHORIZED FLORIDA INSURER FINANCIAL ABSTRACTS, BY NAIC STATEMENT TYPE

Calendar Year 2019

Pursuant to section 624.315(1)(a), F.S.

COMPANY	NAIC CODE	DOMICILE	NET ADMITTED ASSETS (\$)	LIABILITIES (\$)	CAPITAL AND SURPLUS (\$)	FL DIRECT PREMIUMS WRITTEN (\$)
PROPERTY AND CASUALTY, TOTAL FLORIDA DIRECT PREMIUMS WRITTEN: \$56,579,660,248						
CITIZENS PROP INS CORP	10064	Domestic	9,110,471,510	2,792,538,505	6,317,933,005	876,559,612
CITY NATL INS CO	41335	Foreign	25,332,303	10,525,899	14,806,404	0
CLAIM PROFESSIONALS LIAB INS CO RRG	12172	Foreign	5,086,308	2,035,738	3,050,570	619,052
CLARENDON NATL INS CO	20532	Foreign	695,115,956	490,366,428	204,749,528	-360,134
CLEAR BLUE INS CO	28860	Foreign	74,419,694	27,762,668	46,657,026	96,723,143
CLEAR BLUE SPECIALTY INS CO	37745	Foreign	114,778,513	8,013,284	106,765,229	25,510,614
CLEAR SPRING PROP & CAS CO	15563	Foreign	154,919,052	112,976,938	41,942,113	7,475,582
CM REGENT INS CO	12356	Foreign	157,844,096	59,290,046	98,554,050	0
CM VANTAGE SPECIALTY INS CO	15872	Foreign	67,677,546	12,710,745	54,966,800	2,884,538
COAST NATL INS CO	25089	Foreign	611,696,163	159,562,803	452,133,360	0
COFACE N AMER INS CO	31887	Foreign	156,391,086	106,971,870	49,419,217	7,626,607
COLISEUM REINS CO	36552	Foreign	235,246,085	78,845,346	156,400,739	0
COLLEGE RRG INC	13613	Foreign	31,513,392	19,082,367	12,431,025	291,726
COLONIAL AMER CAS & SURETY CO	34347	Foreign	22,569,752	1,289,351	21,280,401	52,266
COLONIAL SURETY CO	10758	Foreign	75,499,475	24,350,344	51,149,131	978,288
COLONY INS CO	39993	Foreign	1,919,536,773	1,436,971,001	482,565,772	74,356,247
COLONY SPECIALTY INS CO	36927	Foreign	68,092,013	41,670,571	26,421,442	483,325
COLORADO CAS INS CO	41785	Foreign	5,934,715	399,381	5,535,335	0
COLUMBIA CAS CO	31127	Foreign	240,083,144	134,990	239,948,154	36,964,056
COLUMBIA INS CO	27812	Foreign	30,808,515,153	5,711,782,036	25,096,733,117	12
COLUMBIA NATL RRG INC	10803	Foreign	1,888,234	644,062	1,244,172	9,270
COMMERCE & INDUSTRY INS CO	19410	Foreign	451,208,585	15,801,788	435,406,797	16,478,866
COMMERCE INS CO	34754	Foreign	2,184,845,078	1,570,410,283	614,434,795	0
COMMERCIAL HIRECAR INS CO RRG	15836	Foreign	13,794,381	12,393,278	1,401,103	0
COMMUNITY BLOOD CNTR EXCH RRG	13893	Foreign	18,598,332	3,686,774	14,911,558	29,762
COMPASS SPECIALTY INS RRG INC	15867	Foreign	11,298,929	7,596,656	3,702,273	281,065
CONIFER INS CO	29734	Foreign	151,311,107	105,104,799	46,206,309	4,938,463
CONSTITUTION INS CO	32190	Foreign	24,961,367	1,466,270	23,495,097	0
CONSUMER SPECIALTIES INS CO RRG	10075	Foreign	4,019,395	2,067,918	1,951,477	6,000
CONTINENTAL CAS CO	20443	Foreign	43,379,970,168	32,593,423,575	10,786,546,593	412,380,164
CONTINENTAL DIVIDE INS CO	35939	Foreign	25,967,143	10,054,793	15,912,350	22,671,189
CONTINENTAL HERITAGE INS CO	39551	Domestic	34,766,223	7,789,402	26,976,820	873,957
CONTINENTAL IND CO	28258	Foreign	234,498,440	124,349,757	110,148,683	3,410,740
CONTINENTAL INS CO	35289	Foreign	1,853,203,866	168,275,595	1,684,928,271	85,829,894
CONTINUING CARE RRG INC	11798	Foreign	10,984,046	9,189,608	1,794,438	0
CONTRACTORS BONDING & INS CO	37206	Foreign	234,160,799	115,871,814	118,288,985	3,116,661
CONTRACTORS INS CO OF N AMER INC RRG	11603	Foreign	30,527,010	19,879,478	10,647,535	203,518
COPIC RRG	14906	Foreign	3,137,031	1,736,450	1,400,581	0
COREPOINTE INS CO	10499	Foreign	17,212,680	2,349,423	14,863,257	11,685
COUNTY HALL INS CO INC A RRG	15947	Foreign	77,190,241	61,695,332	15,494,909	9,971,050
COURTESY INS CO	26492	Domestic	1,045,371,258	560,138,327	485,232,931	419,448,177
COVERYS RRG INC	14160	Foreign	43,654,198	33,760,318	9,893,881	0
COVERYS SPECIALTY INS CO	15686	Foreign	95,210,008	42,367,680	52,842,327	8,332,571
COVINGTON SPECIALTY INS CO	13027	Foreign	101,142,355	48,729,354	52,413,001	34,684,360
CPA MUT INS CO OF AMER RRG	10164	Foreign	15,830,108	10,277,379	5,552,729	506,452
CRESTBROOK INS CO	18961	Foreign	145,847,699	98,211,665	47,636,034	1,066,889
CROSSFIT RRG INC	13720	Foreign	8,932,093	6,281,168	2,650,925	193,227
CRUDEN BAY RRG INC	11676	Foreign	17,740,044	10,275,162	7,464,882	1,430,392
CRUM & FORSTER IND CO	31348	Foreign	61,500,002	40,388,025	21,111,977	14,799,101
CRUM & FORSTER SPECIALTY INS CO	44520	Foreign	169,126,831	118,031,109	51,095,722	46,440,164
CRYSTAL RIDGE SPECIALTY INS CO INC	16275	Foreign	15,803,570	102,006	15,701,564	0
CUMIS INS SOCIETY INC	10847	Foreign	2,180,548,896	1,171,930,206	1,008,618,689	27,053,010
CUMIS SPECIALTY INS CO INC	12758	Foreign	50,706,022	1,693,413	49,012,609	45,213
CURATOR MD RRG INC	16409	Foreign	15,728,218	9,954,690	5,773,528	5,633,437
CUSA RRG INC	16222	Foreign	7,601,593	6,446,674	1,154,919	161,129
CYPRESS PROP & CAS INS CO	10953	Domestic	97,794,229	72,480,385	25,313,844	75,389,619

AUTHORIZED FLORIDA INSURER FINANCIAL ABSTRACTS, BY NAIC STATEMENT TYPE

Calendar Year 2019

Pursuant to section 624.315(1)(a), F.S.

COMPANY	NAIC CODE	DOMICILE	NET ADMITTED ASSETS (\$)	LIABILITIES (\$)	CAPITAL AND SURPLUS (\$)	FL DIRECT PREMIUMS WRITTEN (\$)
PROPERTY AND CASUALTY, TOTAL FLORIDA DIRECT PREMIUMS WRITTEN: \$56,579,660,248						
DAILY UNDERWRITERS OF AMER	35483	Foreign	57,509,503	17,923,197	39,586,306	362,999
DAIRYLAND INS CO	21164	Foreign	1,494,481,688	1,012,978,179	481,503,509	4,561,945
DAKOTA TRUCK UNDERWRITERS	34924	Foreign	151,045,130	91,208,579	59,836,551	1,851
DAN RRG INC	15928	Foreign	4,157,626	3,232,488	925,137	590,206
DEALERS ASSUR CO	16705	Foreign	147,855,622	65,653,119	82,202,503	7,414,233
DEPOSITORS INS CO	42587	Foreign	272,958,076	234,416,337	38,541,739	86,011,611
DEVELOPERS SURETY & IND CO	12718	Foreign	682,763,063	534,596,085	148,166,978	3,521,226
DIAMOND STATE INS CO	42048	Foreign	113,351,606	80,399,346	32,952,260	4,091
DIGITAL ADVANTAGE INS CO	34711	Foreign	36,838,865	8,419,520	28,419,345	0
DIGITAL AFFECT INS CO	29530	Foreign	11,847,755	43,907	11,803,848	0
DIRECT GEN INS CO	42781	Foreign	204,568,258	155,057,011	49,511,247	212,019,816
DIRECT NATL INS CO	23736	Foreign	6,884,325	1,403,341	5,480,984	0
DISCOVER PROP & CAS INS CO	36463	Foreign	142,156,447	79,212,312	62,944,135	0
DISCOVER SPECIALTY INS CO	10213	Foreign	113,702,824	76,876,541	36,826,284	0
DOCTORS CO AN INTERINS EXCH	34495	Foreign	4,408,732,106	2,203,467,097	2,205,265,009	111,247,905
DOCTORS PROFESSIONAL LIABILITY RRG INC	15893	Foreign	11,040,757	8,682,907	2,357,850	1,754,324
DORINCO REINS CO	33499	Foreign	1,652,056,261	1,028,166,815	623,889,446	0
DOVER BAY SPECIALTY INS CO	15894	Foreign	61,843,580	9,767,506	52,076,074	144,427
EASTERN ADVANTAGE ASSUR CO	13019	Foreign	71,476,260	52,524,156	18,952,104	48,124
EASTERN ALLIANCE INS CO	10724	Foreign	377,467,840	261,691,796	115,776,044	20,007
EASTERN ATLANTIC INS CO	28649	Foreign	81,364,623	42,104,454	39,260,169	0
EASTGUARD INS CO	14702	Foreign	268,375,359	193,865,189	74,510,170	1,015,357
ECONOMY FIRE & CAS CO	22926	Foreign	478,144,474	142,844,594	335,299,880	0
ECONOMY PREFERRED INS CO	38067	Foreign	84,377,187	62,405,920	21,971,267	13,119,008
ECONOMY PREMIER ASSUR CO	40649	Foreign	74,132,587	29,259,045	44,873,542	559,269
EDISON INS CO	12482	Domestic	97,634,086	67,898,822	29,735,263	106,714,247
ELECTRIC INS CO	21261	Foreign	1,242,205,989	847,423,348	394,782,641	18,798,367
EMC PROP & CAS INS CO	25186	Foreign	59,775,635	2,936,104	56,839,531	88,600
EMC REINS CO	40509	Foreign	558,093,666	337,196,192	220,897,474	0
EMERGENCY MEDICINE PROFESSIONAL ASR	12003	Foreign	15,964,760	7,409,745	8,555,015	1,050
EMERGENCY PHYSICIANS INS EXCHANGE RR	11714	Foreign	15,242,705	13,105,105	2,137,600	31,508
EMPIRE FIRE & MARINE INS CO	21326	Foreign	55,236,023	15,749,436	39,486,586	36,365,423
EMPIRE IND INS CO	21334	Foreign	57,483,113	5,950,729	51,532,383	37,296,281
EMPLOYERS ASSUR CO	25402	Domestic	849,942,448	641,143,426	208,799,022	18,827,394
EMPLOYERS COMPENSATION INS CO	11512	Foreign	839,563,448	518,420,448	321,143,000	958,756
EMPLOYERS INS CO OF NV	10640	Foreign	516,873,619	289,727,102	227,146,517	35,952
EMPLOYERS INS CO OF WAUSAU	21458	Foreign	6,826,297,858	5,016,742,192	1,809,555,665	26,566,351
EMPLOYERS MUT CAS CO	21415	Foreign	3,817,653,916	2,242,478,851	1,575,175,065	4,147,316
EMPLOYERS PREFERRED INS CO	10346	Domestic	1,356,649,105	1,139,396,345	217,252,760	20,200,211
ENDURANCE AMER INS CO	10641	Foreign	2,667,324,152	1,935,935,904	731,388,248	0
ENDURANCE AMER SPECIALTY INS CO	41718	Foreign	785,590,849	582,217,500	203,373,349	93,024,725
ENDURANCE ASSUR CORP	11551	Foreign	3,824,173,017	2,155,304,701	1,668,868,316	59,524,178
EQUITY INS CO	28746	Foreign	94,407,292	63,216,961	31,190,331	47,246,153
ESSENT GUAR INC	13634	Foreign	2,584,786,149	1,552,369,692	1,032,416,457	64,092,784
ESSENTIA INS CO	37915	Foreign	117,312,652	85,396,158	31,916,494	31,656,308
ESURANCE INS CO	25712	Foreign	193,582,179	23,707,895	169,874,284	9,466,125
ESURANCE PROP & CAS INS CO	30210	Foreign	97,740,472	54,357,259	43,383,213	205,347,779
EULER HERMES N AMER INS CO	20516	Foreign	616,912,735	406,112,810	210,799,925	35,885,404
EVANSTON INS CO	35378	Foreign	4,436,248,930	3,173,907,869	1,262,341,061	131,890,415
EVEREST DENALI INS CO	16044	Foreign	98,531,503	71,399,212	27,132,291	12,996,295
EVEREST IND INS CO	10851	Foreign	242,117,561	162,112,694	80,004,867	70,998,836
EVEREST NATL INS CO	10120	Foreign	869,556,319	681,116,525	188,439,794	124,274,758
EVEREST PREMIER INS CO	16045	Foreign	170,854,735	143,295,333	27,559,402	6,702,148
EVEREST REINS CO	26921	Foreign	12,518,843,828	8,779,703,838	3,739,139,990	9,140,275
EVERGREEN NATL IND CO	12750	Foreign	56,873,675	19,931,537	36,942,138	1,414,039
EVERSPAN INS CO	24961	Foreign	246,585,643	857,633	245,728,010	0

AUTHORIZED FLORIDA INSURER FINANCIAL ABSTRACTS, BY NAIC STATEMENT TYPE

Calendar Year 2019

Pursuant to section 624.315(1)(a), F.S.

COMPANY	NAIC CODE	DOMICILE	NET ADMITTED ASSETS (\$)	LIABILITIES (\$)	CAPITAL AND SURPLUS (\$)	FL DIRECT PREMIUMS WRITTEN (\$)
PROPERTY AND CASUALTY, TOTAL FLORIDA DIRECT PREMIUMS WRITTEN: \$56,579,660,248						
EXCESS SHARE INS CORP	10003	Foreign	58,043,989	34,897,370	23,146,619	130,009
EXECUTIVE RISK IND INC	35181	Foreign	5,643,492,031	4,051,074,859	1,592,417,172	6,108,075
EXECUTIVE RISK SPECIALTY INS CO	44792	Foreign	199,179,662	4,615,328	194,564,334	-703
EXPLORER INS CO	40029	Foreign	510,063,675	327,366,039	182,697,635	0
FACTORY MUT INS CO	21482	Foreign	20,170,331,774	6,462,675,354	13,707,656,420	145,279,775
FAIR AMER INS & REINS CO	35157	Foreign	225,238,722	18,719,036	206,519,686	2,363,562
FAIR AMERICAN SELECT INS CO	15201	Foreign	110,364,723	5,280,378	105,084,345	1,570,096
FALLS LAKE FIRE & CAS CO	15884	Foreign	135,491,589	84,273,120	51,218,469	1,717,886
FALLS LAKE NATL INS CO	31925	Foreign	500,096,240	400,872,014	99,224,226	4,382,227
FAMILY SECURITY INS CO INC	14432	Domestic	326,166,314	276,588,492	49,577,822	178,708,611
FARMERS CAS INS CO	40169	Foreign	236,688,214	165,588,395	71,099,819	167,138,818
FARMERS DIRECT PROP & CAS INS CO	25321	Foreign	183,815,701	135,946,031	47,869,670	0
FARMERS GRP PROP & CAS INS CO	34339	Foreign	634,972,999	328,583,343	306,389,656	0
FARMERS INS EXCH	21652	Foreign	17,456,500,242	12,962,783,801	4,493,716,442	12,521,511
FARMERS MUT HAIL INS CO OF IA	13897	Foreign	805,780,096	357,675,130	448,104,966	1,347
FARMERS PROP & CAS INS CO	26298	Foreign	6,771,170,544	4,612,051,955	2,159,118,589	4,593,037
FARMERS SPECIALTY INS CO	43699	Foreign	44,290,445	25,745,072	18,545,373	0
FARMINGTON CAS CO	41483	Foreign	1,121,961,470	838,678,634	283,282,836	50
FCCI ADVANTAGE INS CO	12842	Domestic	7,750,645	1,127,702	6,622,943	0
FCCI COMMERCIAL INS CO	33472	Domestic	15,657,684	-2,220,562	17,878,246	-1,048
FCCI INS CO	10178	Domestic	2,201,419,794	1,528,201,412	673,218,382	229,574,106
FD INS CO	12441	Domestic	13,244,048	1,121,980	12,122,068	0
FEDERAL INS CO	20281	Foreign	15,513,662,196	11,474,327,615	4,039,334,581	546,482,426
FEDERATED MUT INS CO	13935	Foreign	6,820,238,480	2,998,484,524	3,821,753,956	71,381,802
FEDERATED RESERVE INS CO	16024	Foreign	125,390,574	65,880,564	59,510,010	0
FEDERATED RURAL ELECTRIC INS EXCH	11118	Foreign	611,161,044	385,856,680	225,304,364	8,734,404
FEDERATED SERV INS CO	28304	Foreign	472,630,761	199,512,320	273,118,441	10,093,087
FEDNAT INS CO	10790	Domestic	599,048,717	457,265,279	141,783,438	463,651,406
FFVA MUT INS CO	10385	Domestic	330,499,393	155,049,765	175,449,628	67,658,785
FFVA SELECT INS CO	16236	Domestic	6,770,285	1,463,497	5,306,788	636
FHM INS CO	10699	Domestic	58,440,311	32,971,106	25,469,205	17,842,204
FIDELITY & DEPOSIT CO OF MD	39306	Foreign	325,319,001	43,819,708	281,499,293	24,632,903
FIDELITY & GUAR INS CO	35386	Foreign	21,650,093	3,088,137	18,561,956	0
FIDELITY & GUAR INS UNDERWRITERS INC	25879	Foreign	154,949,812	65,364,720	89,585,092	0
FINANCIAL CAS & SURETY INC	35009	Foreign	22,465,650	9,783,523	12,682,127	498,546
FINANCIAL PACIFIC INS CO	31453	Foreign	271,043,788	168,766,687	102,277,101	0
FINIAL REINS CO	39136	Foreign	1,398,898,092	454,723,524	944,174,568	0
FIRE INS EXCH	21660	Foreign	2,661,014,193	1,776,148,994	884,865,199	0
FIREMANS FUND INS CO	21873	Foreign	1,987,526,930	695,276,689	1,292,250,241	20,820,596
FIRST ACCEPTANCE INS CO INC	10336	Foreign	215,070,187	123,627,814	91,442,373	30,469,474
FIRST AMER PROP & CAS INS CO	37710	Foreign	116,967,491	81,771,049	35,196,440	1,978,705
FIRST AMER SPECILATY INS CO	34525	Foreign	94,168,138	64,126,789	30,041,351	0
FIRST COLONIAL INS CO	29980	Domestic	255,241,385	126,689,944	128,551,441	4,056,085
FIRST COMMUNITY INS CO	13990	Domestic	106,765,752	75,686,129	31,079,624	102,668,823
FIRST DAKOTA IND CO	10351	Foreign	64,658,826	43,973,697	20,685,129	1,274
FIRST FIN INS CO	11177	Foreign	572,631,169	123,052,096	449,579,073	196,384
FIRST FLORIDIAN AUTO & HOME INS CO	10647	Domestic	240,150,809	57,833,412	182,317,397	46,482,402
FIRST GUARD INS CO	10676	Foreign	43,309,556	4,036,982	39,272,574	1,367,476
FIRST IND OF AMER INS CO	38326	Foreign	13,056,284	4,855,587	8,200,697	53,780
FIRST LIBERTY INS CORP	33588	Foreign	21,731,256	1,243,181	20,488,074	41,151,110
FIRST MERCURY INS CO	10657	Foreign	126,680,395	61,122,861	65,557,534	5,627,567
FIRST NATL INS CO OF AMER	24724	Foreign	59,792,268	922,166	58,870,102	6,353,405
FIRST NONPROFIT INS CO	10859	Foreign	14,518,948	4,766,572	9,752,376	1,140,383
FIRST PROFESSIONALS INS CO	33383	Domestic	149,356,935	36,942,039	112,414,896	0
FIRST PROTECTIVE INS CO	10897	Domestic	211,151,295	138,028,983	73,122,311	323,900,983
FIRST SPECIALTY INS CORP	34916	Foreign	141,793,378	75,944,564	65,848,814	31,502,353

AUTHORIZED FLORIDA INSURER FINANCIAL ABSTRACTS, BY NAIC STATEMENT TYPE

Calender Year 2019

Pursuant to section 624.315(1)(a), F.S.

COMPANY	NAIC CODE	DOMICILE	NET ADMITTED ASSETS (\$)	LIABILITIES (\$)	CAPITAL AND SURPLUS (\$)	FL DIRECT PREMIUMS WRITTEN (\$)
PROPERTY AND CASUALTY, TOTAL FLORIDA DIRECT PREMIUMS WRITTEN: \$56,579,660,248						
FLETCHER REINS CO	11054	Foreign	879,423,716	478,145,752	401,277,964	0
FLORIDA FAMILY HOME INS CO	13648	Domestic	33,682,724	17,664,826	16,017,898	9,581,416
FLORIDA FAMILY INS CO	10688	Domestic	105,621,445	54,375,465	51,245,980	101,503,601
FLORIDA FARM BUR GEN INS CO	21817	Domestic	12,161,330	864,230	11,297,099	245,174,627
FLORIDA FARM BUREAU CAS INS CO	31216	Domestic	573,160,456	293,622,807	279,537,655	106,166,261
FLORIDA LAWYERS MUT INS CO	34150	Domestic	105,921,767	38,857,663	67,064,105	15,613,094
FLORIDA PENINSULA INS CO	10132	Domestic	253,635,201	162,636,405	90,998,796	218,531,212
FLORISTS INS CO	33278	Foreign	5,483,311	412,032	5,071,279	2,208,876
FLORISTS MUT INS CO	13978	Foreign	141,206,962	112,344,310	28,862,652	4,111,757
FMH AG RISK INS CO	36781	Foreign	125,507,676	12,410,035	113,097,641	11,419
FOREMOST INS CO GRAND RAPIDS MI	11185	Foreign	2,421,732,532	1,102,484,026	1,319,248,506	78,900,756
FOREMOST PROP & CAS INS CO	11800	Foreign	52,953,024	33,866,713	19,086,311	14,876,377
FOREMOST SIGNATURE INS CO	41513	Foreign	29,340,538	8,383,509	20,957,029	-120,390
FORESTRY MUT INS CO	10941	Foreign	69,752,530	37,195,237	32,557,292	0
FORTRESS INS CO	10801	Foreign	144,374,373	69,792,008	74,582,365	2,402,519
FOUNDERS INS CO	14249	Foreign	185,683,608	105,685,808	79,997,800	375,179
FRANK WINSTON CRUM INS CO	11600	Domestic	155,194,700	121,142,756	34,051,944	26,934,280
FRANKENMUTH MUT INS CO	13986	Foreign	1,525,222,678	839,900,725	685,321,954	3,491,752
FRANKLIN CAS INS CO RRG	10842	Foreign	35,460,209	29,834,125	5,626,084	7,000
FREEDOM SPECIALTY INS CO	22209	Foreign	67,640,692	44,063,411	23,577,281	9,115,446
FRONTLINE INS UNLIMITED CO	10074	Foreign	54,625,116	28,172,501	26,452,615	46,381,185
FUTURE CARE RRG INC	16661	Foreign	1,337,537	145,770	1,191,767	0
GABLES RRG INC	14032	Foreign	11,674,274	4,627,946	7,046,328	3,731,833
GARRISON PROP & CAS INS CO	21253	Foreign	3,164,754,579	2,078,982,084	1,085,772,495	171,097,848
GEICO CAS CO	41491	Foreign	4,661,462,526	2,938,276,556	1,723,185,970	0
GEICO GEN INS CO	35882	Foreign	183,700,752	697,842	183,002,910	3,022,234,877
GEICO IND CO	22055	Foreign	12,640,595,603	4,265,188,241	8,375,407,362	1,495,421,301
GEICO MARINE INS CO	37923	Foreign	177,596,149	102,109,662	75,486,487	96,862,120
GEMINI INS CO	10833	Foreign	118,822,663	58,867,815	59,954,848	35,716,519
GENERAL CAS CO OF WI	24414	Foreign	1,141,398,674	857,524,799	283,873,876	3,230,685
GENERAL INS CO OF AMER	24732	Foreign	39,670,071	2,034,795	37,635,275	1,369,074
GENERAL REINS CORP	22039	Foreign	18,421,844,490	6,317,913,587	12,103,930,903	0
GENERAL SECURITY IND CO OF AZ	20559	Foreign	352,766,523	301,044,688	51,721,835	56,999,363
GENERAL SECURITY NATL INS CO	39322	Foreign	447,424,309	342,300,240	105,124,069	1,411,096
GENERAL STAR IND CO	37362	Foreign	1,053,729,711	386,874,868	666,854,843	20,735,611
GENERAL STAR NATL INS CO	11967	Foreign	234,814,540	53,578,032	181,236,508	2,733,441
GENERALI US BRANCH	11231	Foreign	96,899,136	46,529,048	50,370,088	10,581,131
GENESIS INS CO	38962	Foreign	189,439,403	74,758,368	114,681,035	452,593
GENWORTH FINANCIAL ASSUR CORP	37095	Foreign	10,089,481	55,865	10,033,616	0
GENWORTH MORTGAGE INS CORP	38458	Foreign	4,278,142,604	2,722,630,208	1,555,512,396	54,801,943
GENWORTH MORTGAGE INS CORP OF NC	16675	Foreign	55,793,370	590,903	55,202,467	0
GEOVERA SPECIALTY INS CO	10182	Foreign	200,409,038	178,531,473	21,877,565	82,065,933
GOLDEN BEAR INS CO	39861	Foreign	222,678,220	161,070,450	61,607,770	2,604,251
GOLDEN INS CO RRG	11145	Foreign	15,209,680	12,115,552	3,094,128	61,834
GOTHAM INS CO	25569	Foreign	410,975,031	315,122,472	95,852,559	4,131,390
GOVERNMENT EMPLOYEES INS CO	22063	Foreign	41,582,051,438	14,825,462,097	26,756,589,342	861,491,850
GOVERNMENT TECHNOLOGY INS CO RRG INC	13973	Foreign	1,766,331	588,188	1,178,143	2,400
GRANADA INS CO	16870	Domestic	56,341,675	37,892,288	18,449,387	89,545,701
GRANITE RE INC	26310	Foreign	113,045,218	68,012,831	45,032,386	388,869
GRANITE STATE INS CO	23809	Foreign	41,346,654	5,493,530	35,853,124	19,078,457
GRAPH INS GRP RRG LLC	16415	Foreign	18,764,702	15,984,007	2,780,695	1,670,680
GRAPHIC ARTS MUT INS CO	25984	Foreign	175,993,008	107,229,555	68,763,453	375,585
GRAY INS CO	36307	Foreign	350,335,302	217,577,276	132,758,026	4,586,584
GREAT AMER ALLIANCE INS CO	26832	Foreign	29,179,798	1,805	29,177,993	14,301,211
GREAT AMER ASSUR CO	26344	Foreign	19,180,151	1,000	19,179,151	65,125,585
GREAT AMER CAS INS CO	39896	Foreign	11,539,061	500	11,538,561	0

AUTHORIZED FLORIDA INSURER FINANCIAL ABSTRACTS, BY NAIC STATEMENT TYPE

Calendar Year 2019

Pursuant to section 624.315(1)(a), F.S.

COMPANY	NAIC CODE	DOMICILE	NET ADMITTED ASSETS (\$)	LIABILITIES (\$)	CAPITAL AND SURPLUS (\$)	FL DIRECT PREMIUMS WRITTEN (\$)
PROPERTY AND CASUALTY, TOTAL FLORIDA DIRECT PREMIUMS WRITTEN: \$56,579,660,248						
GREAT AMER CONTEMPORARY INS CO	10646	Foreign	11,130,304	1,001	11,129,303	0
GREAT AMER E&S INS CO	37532	Foreign	50,055,449	2,800	50,052,649	43,686,808
GREAT AMER FIDELITY INS CO	41858	Foreign	50,314,725	3,000	50,311,725	1,445,179
GREAT AMER INS CO	16691	Foreign	8,975,460,005	6,640,783,270	2,334,676,735	120,429,910
GREAT AMER INS CO OF NY	22136	Foreign	153,087,847	13,767	153,074,080	15,205,928
GREAT AMER SECURITY INS CO	31135	Foreign	16,027,759	1,000	16,026,759	0
GREAT AMER SPIRIT INS CO	33723	Foreign	17,696,188	1,000	17,695,188	2,148,428
GREAT DIVIDE INS CO	25224	Foreign	284,407,377	210,732,410	73,674,968	20,447,632
GREAT MIDWEST INS CO	18694	Foreign	208,561,683	79,184,852	129,376,831	7,729,897
GREAT NORTHERN INS CO	20303	Foreign	592,644,510	197,202,539	395,441,971	25,578,787
GREAT PLAINS CAS INC	12982	Foreign	28,434,965	3,198,368	25,236,597	0
GREAT WEST CAS CO	11371	Foreign	2,306,974,137	1,619,802,398	687,171,740	12,819,690
GREEN HILLS INS CO RRG	11941	Foreign	11,479,412	6,847,864	4,631,548	358,378
GREENWICH INS CO	22322	Foreign	1,587,342,465	1,106,118,237	481,224,228	56,745,423
GUARANTEE CO OF N AMER USA	36650	Foreign	276,368,987	62,027,309	214,341,678	4,254,598
GUIDEONE AMER INS CO	42331	Foreign	12,087,956	655,814	11,432,142	379,511
GUIDEONE ELITE INS CO	42803	Foreign	30,615,259	4,108,424	26,506,835	16,021,118
GUIDEONE INS CO	15032	Foreign	1,009,836,033	635,828,755	374,007,278	30,191,420
GUIDEONE NATL INS CO	14167	Foreign	62,261,489	11,607,299	50,654,190	16,923,026
GUIDEONE SPECIALTY INS CO	14559	Foreign	217,557,520	136,059,635	81,497,885	2,246,056
GUILFORD INS CO	10956	Foreign	372,379,578	101,656,215	270,723,365	0
GULF UNDERWRITERS INS CO	42811	Foreign	56,964,565	162,680	56,801,885	0
GULFSTREAM PROP & CAS INS CO	12237	Domestic	101,763,073	76,483,996	25,279,077	110,261,846
HALLMARK INS CO	34037	Foreign	320,893,019	229,561,247	91,331,772	3,176,036
HALLMARK NATL INS CO	19530	Foreign	93,469,954	68,893,179	24,576,775	0
HALLMARK SPECIALTY INS CO	26808	Foreign	304,311,828	247,344,742	56,967,086	34,948,616
HANOVER AMER INS CO	36064	Foreign	31,471,851	204,628	31,267,223	12,846,958
HANOVER INS CO	22292	Foreign	8,552,205,324	6,087,586,802	2,464,618,522	37,992,714
HARCO NATL INS CO	26433	Foreign	1,217,157,385	410,591,634	806,565,751	25,428,804
HARLEYSVILLE INS CO	23582	Foreign	148,971,199	119,319,213	29,651,986	1,924,153
HARLEYSVILLE PREFERRED INS CO	35696	Foreign	104,129,111	50,452,114	53,676,997	899,994
HARLEYSVILLE WORCESTER INS CO	26182	Foreign	160,504,248	98,174,141	62,330,107	1,108,609
HARTFORD ACCIDENT & IND CO	22357	Foreign	12,140,881,838	9,063,611,714	3,077,270,124	21,377,551
HARTFORD CAS INS CO	29424	Foreign	2,422,030,602	1,512,508,737	909,521,865	81,152,155
HARTFORD FIRE INS CO	19682	Foreign	24,014,271,183	13,283,212,811	10,731,058,372	131,126,807
HARTFORD INS CO OF THE MIDWEST	37478	Foreign	708,204,987	145,928,033	562,276,954	115,854,364
HARTFORD INS CO OF THE SOUTHEAST	38261	Foreign	207,260,170	133,005,246	74,254,924	40,193,898
HARTFORD STEAM BOIL INSPEC & INS CO	11452	Foreign	1,572,350,084	980,268,310	592,081,774	4,719,946
HARTFORD STEAM BOIL INSPEC INS CO CT	29890	Foreign	15,511,713	2,490,884	13,020,829	0
HARTFORD UNDERWRITERS INS CO	30104	Foreign	1,696,933,707	1,094,596,992	602,336,715	133,866,787
HDI GLOBAL INS CO	41343	Foreign	619,646,098	450,146,258	169,499,840	12,209,602
HDI SPECIALTY INS CO	16131	Foreign	172,006,757	121,432,920	50,573,837	4,665,072
HEALTH CARE CAS RRG INC	12236	Foreign	5,994,257	3,067,083	2,927,174	0
HEALTH CARE IND INC	35904	Foreign	306,124,117	207,247,886	98,876,231	7,355,117
HEALTHCARE PROFESSIONAL RRG INC	16383	Foreign	4,643,222	2,750,671	1,892,551	2,282,069
HEALTHCARE UNDERWRITERS GRP INC	12233	Foreign	30,043,101	5,815,010	24,228,091	6,963,415
HERITAGE CAS INS CO	32077	Foreign	15,561,198	61,872	15,499,326	0
HERITAGE IND CO	39527	Foreign	26,043,302	6,275,755	19,767,547	3,058,333
HERITAGE PROP & CAS INS CO	14407	Domestic	622,022,435	463,403,392	158,619,043	490,000,732
HIGHMARK CAS INS CO	35599	Foreign	293,419,457	106,125,542	187,293,915	368,286
HILLTOP SPECIALTY INS CO	37079	Foreign	381,062,290	174,211,516	206,850,774	20,784,454
HISCOX INS CO INC	10200	Foreign	778,266,779	562,932,793	215,333,986	44,767,645
HOMELAND INS CO OF NY	34452	Foreign	72,660,902	1,622,760	71,038,142	12,177,902
HOMEOWNERS CHOICE PROP & CAS INS CO	12944	Domestic	376,623,248	217,460,668	159,162,580	302,620,161
HOMESITE INS CO	17221	Foreign	158,607,738	67,264,618	91,343,120	21,528,136
HOMESITE INS CO OF THE MIDWEST	13927	Foreign	282,911,801	176,642,096	106,269,705	0

AUTHORIZED FLORIDA INSURER FINANCIAL ABSTRACTS, BY NAIC STATEMENT TYPE

Calender Year 2019

Pursuant to section 624.315(1)(a), F.S.

COMPANY	NAIC CODE	DOMICILE	NET ADMITTED ASSETS (\$)	LIABILITIES (\$)	CAPITAL AND SURPLUS (\$)	FL DIRECT PREMIUMS WRITTEN (\$)
PROPERTY AND CASUALTY, TOTAL FLORIDA DIRECT PREMIUMS WRITTEN: \$56,579,660,248						
HORACE MANN INS CO	22578	Foreign	534,399,150	341,325,808	193,073,342	2,294,104
HORACE MANN PROP & CAS INS CO	22756	Foreign	310,326,041	186,330,295	123,995,746	15,059,070
HOSPITALITY RRG INC	16038	Foreign	5,079,062	3,852,840	1,226,222	-919,220
HOUSING AUTHORITY PROP A MUT CO	10069	Foreign	213,813,497	72,800,287	141,013,211	0
HOUSING AUTHORITY RRG INC	26797	Foreign	340,825,184	132,093,818	208,731,367	1,020,107
HOUSING ENTERPRISE INS CO INC	11206	Foreign	97,885,005	53,071,997	44,813,008	595,203
HOUSING SPECIALTY INS CO INC	15381	Foreign	24,697,676	1,421,329	23,276,347	1,988,780
HOUSTON CAS CO	42374	Foreign	3,714,969,231	1,629,065,499	2,085,903,732	34,501,806
HOUSTON SPECIALTY INS CO	12936	Foreign	623,186,191	284,700,673	338,485,517	22,484,187
HSB SPECIALTY INS CO	14438	Foreign	54,026,012	3,129,977	50,896,035	317,017
HUDSON EXCESS INS CO	14484	Foreign	155,110,224	87,799,823	67,310,401	6,919,558
HUDSON INS CO	25054	Foreign	1,616,864,349	1,139,710,974	477,153,375	37,774,437
ICI MUT INS CO RRG	11268	Foreign	389,150,148	83,917,230	305,232,918	69,125
ILLINOIS INS CO	35246	Foreign	72,880,894	36,355,484	36,525,410	2,606,494
ILLINOIS NATL INS CO	23817	Foreign	62,360,058	18,403,246	43,956,812	42,247,273
ILLINOIS UNION INS CO	27960	Foreign	385,070,681	245,952,563	139,118,118	33,521,666
IMPERIAL FIRE & CAS INS CO	44369	Foreign	90,390,943	60,221,906	30,169,037	96,389,394
IMPERIUM INS CO	35408	Foreign	496,272,312	304,684,031	191,588,281	30,704,400
INCLINE CAS CO	11090	Foreign	80,227,690	13,127,848	67,099,841	206,903
INDEMNITY INS CO OF NORTH AMER	43575	Foreign	337,596,866	179,739,545	157,857,321	52,496,817
INDEMNITY NATL INS CO	18468	Foreign	169,254,544	93,915,866	75,338,678	302,862
INDEPENDENCE AMER INS CO	26581	Foreign	135,988,582	51,455,901	84,532,681	10,028,414
INDEPENDENT SPECIALTY INS CO	39640	Foreign	76,016,517	20,060,121	55,956,395	35,042,472
INDIAN HARBOR INS CO	36940	Foreign	321,424,873	274,354,586	47,070,287	220,930,415
INDIANA INS CO	22659	Foreign	17,954,184	1,112,333	16,841,851	0
INDIANA LUMBERMENS MUT INS CO	14265	Foreign	54,355,480	37,495,136	16,860,344	0
INFINITY ASSUR INS CO	39497	Foreign	5,949,985	466,542	5,483,443	29,890,592
INFINITY AUTO INS CO	11738	Foreign	10,523,629	2,603,054	7,920,575	302,825,578
INFINITY CAS INS CO	21792	Foreign	7,768,347	1,454,042	6,314,305	0
INFINITY IND INS CO	10061	Foreign	5,842,392	1,236,857	4,605,535	116,987,402
INFINITY INS CO	22268	Foreign	1,045,718,296	939,576,551	106,141,745	2,764,459
INFINITY SELECT INS CO	20260	Foreign	7,025,893	1,627,097	5,398,796	0
INFINITY STANDARD INS CO	12599	Foreign	7,029,295	1,449,113	5,580,182	0
INSURANCE CO OF N AMER	22713	Foreign	271,774,066	8,750,847	263,023,219	282,423
INSURANCE CO OF THE STATE OF PA	19429	Foreign	148,918,762	104,737,140	44,181,622	55,057,231
INSURANCE CO OF THE WEST	27847	Foreign	3,301,794,643	2,001,013,207	1,300,781,437	48,812,521
INTEGON CAS INS CO	27930	Foreign	13,893,920	7,164,387	6,729,533	0
INTEGON GEN INS CORP	22780	Foreign	133,232,071	127,464,560	5,767,511	386,722
INTEGON IND CORP	22772	Foreign	243,395,783	207,688,533	35,707,250	69,939,682
INTEGON NATL INS CO	29742	Foreign	4,556,329,857	3,352,534,502	1,203,795,356	53,504,596
INTEGON PREFERRED INS CO	31488	Foreign	76,360,036	69,461,838	6,898,198	78,956,147
INTERINS EXCH OF THE AUTOMOBILE CLUB	15598	Foreign	12,546,369,261	4,719,086,552	7,827,282,709	0
INTERNATIONAL FIDELITY INS CO	11592	Foreign	266,950,623	158,469,068	108,481,555	7,658,201
INTERSTATE FIRE & CAS CO	22829	Foreign	192,293,124	116,824,317	75,468,807	42,570,751
INTREPID INS CO	10749	Foreign	44,628,430	12,964,451	31,663,980	2,034,260
IRONSHORE IND INC	23647	Foreign	191,177,979	101,991,227	89,186,752	7,907,395
IRONSHORE SPECIALTY INS CO	25445	Foreign	668,601,005	451,666,110	216,934,895	113,291,444
ISMIE IND CO	11084	Foreign	57,364,479	5,145,245	52,219,234	704,817
ISMIE MUT INS CO	32921	Foreign	1,340,164,630	644,983,533	695,181,097	0
JAMES RIVER INS CO	12203	Foreign	2,137,676,579	1,970,185,308	167,491,271	67,846,311
JEFFERSON INS CO	11630	Foreign	584,160,631	184,318,615	399,842,016	76,057,576
JET INS CO	16379	Foreign	6,454,003	590,242	5,863,760	71,208
JEWELERS MUT INS CO S I	14354	Foreign	517,122,367	187,050,447	330,071,920	30,843,628
JM SPECIALTY INS CO	16116	Foreign	15,567,567	14,405	15,553,163	0
JM WOODWORTH RRG INC	12594	Foreign	4,093,117	2,800,586	1,292,531	0
JOURNEY INS CO	16423	Domestic	63,289,724	2,071,959	61,217,765	2,846,243

AUTHORIZED FLORIDA INSURER FINANCIAL ABSTRACTS, BY NAIC STATEMENT TYPE

Calender Year 2019

Pursuant to section 624.315(1)(a), F.S.

COMPANY	NAIC CODE	DOMICILE	NET ADMITTED ASSETS (\$)	LIABILITIES (\$)	CAPITAL AND SURPLUS (\$)	FL DIRECT PREMIUMS WRITTEN (\$)
PROPERTY AND CASUALTY, TOTAL FLORIDA DIRECT PREMIUMS WRITTEN: \$56,579,660,248						
KEY RISK INS CO	10885	Foreign	53,466,632	19,907,499	33,559,133	1,301,392
KIN INTERINSURANCE NETWORK	16603	Domestic	33,917,571	999,890	32,917,681	1,010,168
KINGSWAY AMIGO INS CO	21300	Domestic	4,058,541	1,915,823	2,142,718	0
KINSALE INS CO	38920	Foreign	921,737,984	572,927,208	348,810,776	48,472,956
KNIGHT SPECIALTY INS CO	15366	Foreign	182,226,376	127,061,953	55,164,423	11,724,119
KNIGHTBROOK INS CO	13722	Foreign	176,555,288	75,100,749	101,454,539	65,560
LANCER IND CO	38148	Foreign	20,833,804	8,525,928	12,307,876	6,456,842
LANCER INS CO	26077	Foreign	713,800,196	481,977,077	231,823,119	22,057,707
LANDMARK AMER INS CO	33138	Foreign	396,726,749	240,042,945	156,683,804	88,702,379
LEMONADE INS CO	16023	Foreign	138,488,027	90,098,802	48,389,225	0
LEXINGTON INS CO	19437	Foreign	18,669,664,096	14,190,574,555	4,479,089,541	389,263,190
LEXINGTON NATL INS CORP	37940	Domestic	69,333,637	50,431,476	18,902,161	1,354,691
LEXON INS CO	13307	Foreign	330,952,467	256,647,081	74,305,386	7,178,113
LIBERTY INS CORP	42404	Foreign	238,135,772	8,309,478	229,826,295	40,804,131
LIBERTY INS UNDERWRITERS INC	19917	Foreign	189,104,160	61,571,825	127,532,335	157,920,298
LIBERTY MUT FIRE INS CO	23035	Foreign	7,032,602,683	5,206,633,485	1,825,969,198	159,160,024
LIBERTY MUT INS CO	23043	Foreign	51,103,579,523	34,292,195,090	16,811,384,434	87,667,142
LIBERTY MUT MID ATLANTIC INS CO	14486	Foreign	21,565,117	25,688	21,539,430	0
LIBERTY MUT PERSONAL INS CO	12484	Foreign	13,227,757	63,735	13,164,023	0
LIBERTY SURPLUS INS CORP	10725	Foreign	160,497,262	120,770,866	39,726,396	27,273,593
LION INS CO	11075	Domestic	297,147,654	183,747,860	113,399,795	14,548,933
LM GEN INS CO	36447	Foreign	11,391,668	137,619	11,254,049	209,709,111
LM INS CORP	33600	Foreign	119,377,655	5,028,221	114,349,432	27,493,986
LM PROP & CAS INS CO	32352	Foreign	61,634,800	25,575,099	36,059,701	0
LONE STAR ALLIANCE RRG	15211	Foreign	26,668,357	22,261,284	4,407,073	4,842,743
LYNDON SOUTHERN INS CO	10051	Foreign	349,606,712	287,636,765	61,969,950	85,837,272
MACHINERY INS INC ASSESSABLE MUT CO	33502	Domestic	4,177,455	808,813	3,368,642	512,797
MAG MUT INS CO	42617	Foreign	1,781,648,106	957,188,617	824,459,489	76,015,004
MAIN ST AMER ASSUR CO	29939	Domestic	38,835,338	583,042	38,252,296	1,888,527
MAIN STREET AMER PROTECTION INS CO	13026	Domestic	23,899,799	99,408	23,800,391	71,403,507
MAISON INS CO	14568	Foreign	115,220,213	64,513,921	50,706,292	15,377,073
MANUFACTURERS ALLIANCE INS CO	36897	Foreign	277,751,772	199,829,775	77,921,997	9,592,453
MAPFRE INS CO	23876	Foreign	76,902,081	53,663,804	23,238,277	0
MAPFRE INS CO OF FL	34932	Domestic	99,181,292	67,233,796	31,947,496	29,054,566
MARKEL AMER INS CO	28932	Foreign	1,120,600,880	873,135,590	247,465,290	45,310,956
MARKEL GLOBAL REINS CO	10829	Foreign	3,664,292,959	2,615,338,680	1,048,954,279	0
MARKEL INS CO	38970	Foreign	2,828,360,128	1,349,316,063	1,479,044,065	64,366,095
MASSACHUSETTS BAY INS CO	22306	Foreign	64,645,743	57,059	64,588,684	12,931,741
MAXUM CAS INS CO	10784	Foreign	22,380,268	3,795,771	18,584,497	64,730
MAXUM IND CO	26743	Foreign	122,272,094	11,952,356	110,319,738	19,434,406
MBIA INS CORP	12041	Foreign	217,170,518	-65,284,004	282,454,522	232,370
MCIC VT A RECIP RRG	10697	Foreign	2,048,556,629	1,382,642,899	665,913,731	9,874,822
MEDCHOICE RRG INC	15738	Foreign	8,428,589	5,818,134	2,610,455	572,934
MEDICAL MUT INS CO OF NC	32522	Foreign	661,810,341	327,186,637	334,623,704	2,431,137
MEDICAL PROFESSIONAL MUT INS CO	10206	Foreign	3,380,780,018	1,752,405,006	1,628,375,012	0
MEDICAL PROTECTIVE CO	11843	Foreign	4,188,805,214	1,559,038,310	2,629,766,904	62,132,455
MEDICAL SECURITY INS CO	33090	Foreign	30,661,669	12,594,317	18,067,352	2,511,397
MEDICUS INS CO	12754	Foreign	7,599,194	1,631,097	5,968,097	0
MEDMAL DIRECT INS CO	13793	Domestic	46,558,698	30,246,492	16,312,206	16,023,160
MEDMARC CAS INS CO	22241	Foreign	266,113,479	92,083,727	174,029,752	5,060,944
MEMIC CAS CO	14164	Foreign	109,532,836	66,966,084	42,566,752	555,509
MEMIC IND CO	11030	Foreign	617,520,610	433,285,446	184,235,164	25,758,443
MENDOTA INS CO	33650	Foreign	81,002,344	54,541,227	26,461,117	25,276,582
MENTAL HLTH RRG	44237	Foreign	34,102,790	15,386,565	18,716,225	2,515,845
MERASTAR INS CO	31968	Foreign	118,681,296	82,631,049	36,050,247	650,065
MERCER INS CO	14478	Foreign	293,791,644	186,480,249	107,311,395	875,233

AUTHORIZED FLORIDA INSURER FINANCIAL ABSTRACTS, BY NAIC STATEMENT TYPE

Calendar Year 2019

Pursuant to section 624.315(1)(a), F.S.

COMPANY	NAIC CODE	DOMICILE	NET ADMITTED ASSETS (\$)	LIABILITIES (\$)	CAPITAL AND SURPLUS (\$)	FL DIRECT PREMIUMS WRITTEN (\$)
PROPERTY AND CASUALTY, TOTAL FLORIDA DIRECT PREMIUMS WRITTEN: \$56,579,660,248						
MERCHANTS BONDING CO A MUT	14494	Foreign	265,319,464	102,628,634	162,690,830	4,845,985
MERCHANTS NATL BONDING INC	11595	Foreign	49,421,216	28,474,170	20,947,046	2,069,298
MERCURY CAS CO	11908	Foreign	2,049,518,288	995,226,844	1,054,291,444	0
MERCURY IND CO OF AMER	11201	Domestic	50,683,034	11,629,097	39,053,937	119,360,378
MERCURY INS CO OF FL	11202	Domestic	7,294,188	287,675	7,006,513	0
MERIDIAN SECURITY INS CO	23353	Foreign	168,954,761	92,665,208	76,289,553	0
MERITPLAN INS CO	24821	Foreign	12,363,409	826,478	11,536,931	0
MESA UNDERWRITERS SPECIALTY INS CO	36838	Foreign	387,165,081	291,565,594	95,599,487	16,903,059
METROMILE INS CO	16187	Foreign	80,076,924	55,000,853	25,076,071	0
METROPOLITAN GEN INS CO	39950	Foreign	44,336,975	5,538,387	38,798,588	2,831,057
MGA INS CO INC	40150	Foreign	354,870,785	229,892,720	124,978,065	40,473,690
MGIC ASSUR CORP GEN ACCOUNT	22594	Foreign	208,634,295	5,894,237	202,740,058	0
MGIC IND CORP	18740	Foreign	156,309,598	56,562,996	99,746,602	821,284
MIC GEN INS CORP	38660	Foreign	60,320,478	27,926,054	32,394,424	0
MIC PROP & CAS INS CORP	38601	Foreign	109,543,789	52,825,778	56,718,011	10,036,526
MICHIGAN COMMERCIAL INS MUT	10998	Foreign	71,047,816	52,041,830	19,005,991	13,950,255
MID CENTURY INS CO	21687	Foreign	6,792,094,016	2,829,683,389	3,962,410,627	32,167
MID CONTINENT ASSUR CO	15380	Foreign	21,592,680	4,611	21,588,069	0
MID CONTINENT CAS CO	23418	Foreign	542,041,197	372,814,716	169,226,481	5,233,030
MID CONTINENT EXCESS AND SURPLUS INS	13794	Foreign	18,878,264	787	18,877,477	94,077
MIDDLESEX INS CO	23434	Foreign	834,025,578	585,249,124	248,776,454	1,028,071
MIDSOUTH MUT INS CO	12839	Foreign	44,763,683	31,036,948	13,726,737	0
MIDVALE IND CO	27138	Foreign	78,448,803	64,388,997	14,059,806	3,251,655
MIDWEST EMPLOYERS CAS CO	23612	Foreign	157,188,925	44,841,223	112,347,701	9,263,731
MIDWEST INS GRP INC RRG	11999	Foreign	10,157,046	7,729,583	2,427,463	0
MINNESOTA LAWYERS MUT INS CO	42234	Foreign	207,972,194	88,190,210	119,781,984	0
MISSISSIPPI FARM BUREAU CAS INS CO	27669	Foreign	485,215,030	145,425,949	339,789,081	595,992
MIITSUI SUMITOMO INS CO OF AMER	20362	Foreign	1,611,241,011	634,580,033	976,660,978	8,537,074
MIITSUI SUMITOMO INS USA INC	22551	Foreign	137,938,901	78,432,831	59,506,070	7,720,524
MMIC RRG INC	14062	Foreign	657,903	19,298	638,605	0
MONARCH NATL INS CO	15715	Domestic	30,934,744	12,717,991	18,216,753	9,270,396
MONROE GUAR INS CO	32506	Foreign	55,500,007	-821,276	56,321,283	33,972,332
MONTGOMERY MUT INS CO	14613	Foreign	55,041,531	98,453	54,943,078	0
MORTGAGE GUAR INS CORP	29858	Foreign	5,701,025,039	4,082,156,585	1,618,868,454	85,640,290
MOTORS INS CORP	22012	Foreign	2,019,965,583	1,212,565,195	807,400,388	42,160,264
MOUNT VERNON FIRE INS CO	26522	Foreign	938,299,106	222,053,534	716,245,576	31,826,231
MOUNT VERNON SPECIALTY INS CO	14420	Foreign	72,973,833	3,561,733	69,412,100	189,000
MOUNTAIN LAKE RRG INC	13812	Foreign	1,631,381	630,043	1,001,338	0
MOUNTAIN LAUREL RRG INC	11547	Foreign	21,219,470	10,660,040	10,559,430	0
MSA INS CO	11066	Foreign	47,470,775	89,897	47,380,878	4,573,326
MSIG SPECIALTY INS USA INC	34886		144,593,122	82,593,429	61,999,693	0
MT HAWLEY INS CO	37974	Foreign	1,170,798,411	623,449,963	547,348,448	59,316,399
MUNICH REINS AMER INC	10227	Foreign	18,831,943,805	15,101,875,187	3,730,068,618	0
MUNICIPAL ASSUR COR	13559	Foreign	637,739,597	361,751,145	275,988,452	0
NARRAGANSETT BAY INS CO	43001	Foreign	292,709,207	190,485,331	102,223,876	0
NASW RRG INC	14366	Foreign	20,641,905	6,809,873	13,832,032	423,588
NATIONAL AMER INS CO	23663	Foreign	258,666,899	178,493,747	80,173,152	196,870
NATIONAL AMER INS CO OF CA	23671	Foreign	21,162,552	15,709,639	5,452,914	0
NATIONAL ASSISTED LIVING RRG INC	11806	Foreign	11,418,499	6,445,784	4,972,715	4,114,951
NATIONAL BUILDERS INS CO	16632	Foreign	99,508,964	64,404,633	35,104,331	12,837,135
NATIONAL CAS CO	11991	Foreign	522,354,546	376,351,944	146,002,602	90,777,855
NATIONAL CONTINENTAL INS CO	10243	Foreign	199,057,330	110,879,177	88,178,153	0
NATIONAL FIRE & IND EXCH	15679	Foreign	11,333,407	4,684,354	6,649,053	860,432
NATIONAL FIRE & MARINE INS CO	20079	Foreign	13,872,836,470	5,538,992,882	8,333,843,588	203,743,778
NATIONAL FIRE INS CO OF HARTFORD	20478	Foreign	102,797,514	4,651	102,792,863	28,973,813
NATIONAL GEN ASSUR CO	42447	Foreign	37,775,131	20,707,726	17,067,405	3,613,777

AUTHORIZED FLORIDA INSURER FINANCIAL ABSTRACTS, BY NAIC STATEMENT TYPE

Calendar Year 2019

Pursuant to section 624.315(1)(a), F.S.

COMPANY	NAIC CODE	DOMICILE	NET ADMITTED ASSETS (\$)	LIABILITIES (\$)	CAPITAL AND SURPLUS (\$)	FL DIRECT PREMIUMS WRITTEN (\$)
PROPERTY AND CASUALTY, TOTAL FLORIDA DIRECT PREMIUMS WRITTEN: \$56,579,660,248						
NATIONAL GEN INS CO	23728	Foreign	59,622,117	33,449,534	26,172,583	38,540
NATIONAL GENERAL INS ONLINE INC	11044	Foreign	21,123,842	9,192,067	11,931,775	4,239,655
NATIONAL GUARDIAN RRG INC	36072	Foreign	16,736,090	10,190,913	6,545,177	559,704
NATIONAL HOME INS CO RRG	44016	Foreign	5,594,438	2,849,288	2,745,150	0
NATIONAL IND CO	20087	Foreign	285,940,318,734	118,221,639,993	167,718,678,741	9,706
NATIONAL IND CO OF THE SOUTH	42137	Foreign	520,319,060	212,369,740	307,949,319	53,976,214
NATIONAL INDEPENDENT TRUCKERS IC RRG	11197	Foreign	17,490,670	7,828,735	9,661,935	4,356,706
NATIONAL INTERSTATE INS CO	32620	Foreign	1,349,539,512	1,061,672,866	287,866,646	26,041,439
NATIONAL LIAB & FIRE INS CO	20052	Foreign	3,307,989,708	1,885,662,689	1,422,327,018	35,301,225
NATIONAL MORTGAGE INS CORP	13695	Foreign	1,177,886,787	756,546,593	421,340,194	22,117,697
NATIONAL PUBLIC FINANCE GUAR CORP	23825	Foreign	2,758,562,963	867,254,134	1,891,308,829	0
NATIONAL SECURITY FIRE & CAS CO	12114	Foreign	76,993,242	40,729,429	36,263,813	0
NATIONAL SPECIALTY INS CO	22608	Foreign	102,538,071	44,075,446	58,462,625	126,531,739
NATIONAL SURETY CORP	21881	Foreign	170,670,598	93,601,203	77,069,395	9,763,192
NATIONAL TRANSPORTATION INS CO RRG L	16011	Foreign	20,581,290	14,175,381	6,405,909	2,373,024
NATIONAL TRUST INS CO	20141	Foreign	39,393,317	290,830	39,102,487	39,693,906
NATIONAL UNION FIRE INS CO OF PITTS	19445	Foreign	23,089,337,006	17,242,565,126	5,846,771,880	225,774,851
NATIONWIDE AFFINITY CO OF AMER	26093	Foreign	214,747,853	205,485,701	9,262,152	-741
NATIONWIDE AGRIBUSINESS INS CO	28223	Foreign	817,852,316	554,379,688	263,472,628	6,231,367
NATIONWIDE ASSUR CO	10723	Foreign	93,424,592	57,880,406	35,544,186	0
NATIONWIDE GEN INS CO	23760	Foreign	901,969,233	672,068,725	229,900,508	2,448,552
NATIONWIDE INS CO OF AMER	25453	Foreign	609,428,873	447,166,927	162,261,946	68,471,088
NATIONWIDE INS CO OF FL	10948	Foreign	33,869,663	12,450,058	21,419,605	57,144,030
NATIONWIDE MUT FIRE INS CO	23779	Foreign	8,354,899,352	5,899,852,014	2,455,047,338	-64
NATIONWIDE MUT INS CO	23787	Foreign	36,051,198,485	22,761,969,120	13,289,229,365	14,424,585
NATIONWIDE PROP & CAS INS CO	37877	Foreign	472,585,130	440,258,795	32,326,335	913,930
NAU COUNTRY INS CO	25240	Foreign	1,066,534,574	796,560,062	269,974,512	17,081,575
NAUTILUS INS CO	17370	Foreign	290,448,345	112,715,764	177,732,581	55,553,232
NAVIGATORS INS CO	42307	Foreign	3,725,679,719	2,739,964,942	985,714,777	25,398,731
NAVIGATORS SPECIALTY INS CO	36056	Foreign	198,524,693	46,861,583	151,663,110	37,808,010
NCMIC INS CO	15865	Foreign	877,682,629	556,321,475	321,361,154	1,555,561
NCMIC RRG INC	14130	Foreign	8,634,204	3,060,262	5,573,942	4,669,333
NEW ENGLAND INS CO	21830	Foreign	19,053,556	2,828,865	16,224,692	0
NEW ENGLAND REINS CORP	41629	Foreign	27,492,792	2,645,995	24,846,797	0
NEW HAMPSHIRE INS CO	23841	Foreign	85,649,004	38,683,581	46,965,423	57,306,315
NEW HOME WARRANTY INS CO A RRG	13792	Foreign	27,513,909	19,990,434	7,523,475	2,114,221
NEW JERSEY RE INS CO	35432	Foreign	548,562,755	84,165,477	464,397,279	0
NEW YORK MARINE & GEN INS CO	16608	Foreign	2,283,541,365	1,714,763,951	568,777,414	30,516,211
NGM INS CO	14788	Domestic	793,404,370	172,760,002	620,644,368	5,131,755
NOETIC SPECIALTY INS CO	17400	Foreign	114,880,592	36,907,283	77,973,309	1,112,985
NORCAL INS CO	33200	Foreign	1,601,777,727	1,031,112,097	570,665,630	43,796,532
NORCAL SPECIALTY INS CO	35114	Foreign	56,866,483	5,889,508	50,976,975	3,252,523
NORGUARD INS CO	31470	Foreign	1,711,385,636	1,362,404,979	348,980,657	99,491,408
NORMANDY INS CO	13012	Domestic	57,168,566	41,329,165	15,839,402	39,070,239
NORTH AMER CAPACITY INS CO	25038	Foreign	222,726,556	167,138,894	55,587,662	18,453,988
NORTH AMER ELITE INS CO	29700	Foreign	116,375,368	71,644,641	44,730,727	16,739,463
NORTH AMER SPECIALTY INS CO	29874	Foreign	495,962,769	172,662,377	323,300,392	20,089,411
NORTH LIGHT SPECIALTY INS CO	13167	Foreign	101,652,652	33,001,814	68,650,838	0
NORTH POINTE INS CO	27740	Foreign	21,361,194	7,258,647	14,102,547	395,498
NORTH RIVER INS CO	21105	Foreign	1,138,625,271	838,935,723	299,689,548	25,665,541
NORTHFIELD INS CO	27987	Foreign	416,982,841	295,519,296	121,463,545	22,532,505
NORTHLAND CAS CO	24031	Foreign	115,047,520	77,224,434	37,823,086	0
NORTHLAND INS CO	24015	Foreign	1,300,252,722	761,465,889	538,786,833	30,834,866
NOVA CAS CO	42552	Foreign	98,577,944	888,005	97,689,939	12,241,845
NUTMEG INS CO	39608	Foreign	477,587,503	186,118,542	291,468,961	0
OAK RIVER INS CO	34630	Foreign	1,040,572,750	554,069,775	486,502,975	2,633,292

AUTHORIZED FLORIDA INSURER FINANCIAL ABSTRACTS, BY NAIC STATEMENT TYPE

Calender Year 2019

Pursuant to section 624.315(1)(a), F.S.

COMPANY	NAIC CODE	DOMICILE	NET ADMITTED ASSETS (\$)	LIABILITIES (\$)	CAPITAL AND SURPLUS (\$)	FL DIRECT PREMIUMS WRITTEN (\$)
PROPERTY AND CASUALTY, TOTAL FLORIDA DIRECT PREMIUMS WRITTEN: \$56,579,660,248						
OAKWOOD INS CO	31208	Foreign	62,680,494	22,933,624	39,746,870	-2,275
OBI AMER INS CO	15645	Foreign	15,349,964	51,082	15,298,882	289,992
OBI NATL INS CO	14190	Foreign	13,315,605	62,063	13,253,541	3,468,733
OCCIDENTAL FIRE & CAS CO OF NC	23248	Foreign	457,152,747	240,017,664	217,135,083	55,391,625
OCEAN HARBOR CAS INS CO	12360	Domestic	316,929,996	230,983,449	85,946,547	202,491,706
ODYSSEY REINS CO	23680	Foreign	8,825,699,727	5,349,997,090	3,475,702,637	0
OHIO CAS INS CO	24074	Foreign	6,906,099,097	4,923,366,664	1,982,732,434	43,254,551
OHIO FARMERS INS CO	24104	Foreign	3,270,649,085	759,472,413	2,511,176,672	394,238
OHIO IND CO	26565	Foreign	171,600,058	124,125,244	47,474,814	10,729,845
OHIO SECURITY INS CO	24082	Foreign	15,997,017	1,906,356	14,090,661	170,058,060
OLD DOMINION INS CO	40231	Domestic	34,862,784	94,185	34,768,599	60,268,333
OLD REPUBLIC GEN INS CORP	24139	Foreign	2,236,958,918	1,503,733,423	733,225,495	17,459,353
OLD REPUBLIC INS CO	24147	Foreign	2,869,920,515	1,668,742,400	1,201,178,115	131,171,858
OLD REPUBLIC SECURITY ASSUR CO	35424	Foreign	1,041,910,571	816,169,060	225,741,511	0
OLD REPUBLIC SURETY CO	40444	Foreign	142,866,356	63,893,145	78,973,211	6,443,911
OLD REPUBLIC UNION INS CO	31143	Foreign	66,694,054	11,404,305	55,289,749	16,523,376
OLD UNITED CAS CO	37060	Foreign	806,733,900	473,289,525	333,444,375	13,753,206
OLYMPUS INS CO	12954	Domestic	111,331,800	76,494,703	34,837,097	190,980,001
OMEGA INS CO	38644	Domestic	50,432,759	34,001,178	16,431,581	65,953,076
OMS NATL INS CO RRG	44121	Foreign	484,856,348	189,861,575	294,994,773	6,089,937
ONECIS INS CO	15385	Foreign	11,247,437	4,149,363	7,098,074	0
OOIDA RRG INC	10353	Foreign	104,443,877	80,663,575	23,780,302	9,025,774
OPHTHALMIC MUT INS CO RRG	44105	Foreign	316,106,644	93,085,035	223,021,609	6,058,084
OWNERS INS CO	32700	Foreign	4,754,551,109	2,845,689,983	1,908,861,126	170,076,528
PACIFIC EMPLOYERS INS CO	22748	Foreign	896,947,355	12,063,293	884,884,062	530,817
PACIFIC IND CO	20346	Foreign	11,476,637,248	8,105,629,840	3,371,007,408	28,230,959
PACIFIC INS CO LTD	10046	Foreign	732,706,587	460,816,589	271,889,998	890,824
PACIFIC SPECIALTY INS CO	37850	Foreign	314,110,805	179,600,164	134,510,641	0
PALMETTO SURETY CORP	13121	Foreign	20,500,453	15,698,791	4,801,663	3,377,515
PARATRANSIT INS CO MUT RRG	44130	Foreign	39,125,036	23,405,617	15,719,419	0
PARTNER REINS CO OF THE US	38636	Foreign	5,161,196,597	4,080,958,839	1,080,237,758	0
PARTNERRE AMER INS CO	11835	Foreign	377,036,675	278,075,775	98,960,900	8,780,640
PATRIOT GEN INS CO	23442	Foreign	27,192,822	1,862,187	25,330,635	1,045,841
PCH MUT INS CO INC RRG	11973	Foreign	7,258,304	4,774,707	2,483,597	750,464
PEACE CHURCH RRG INC	11846	Foreign	20,828,477	4,047,574	16,780,903	84,274
PEACHTREE CAS INS CO	25755	Domestic	8,966,277	3,586,926	5,379,351	0
PEAK PROP & CAS INS CORP	18139	Foreign	49,496,755	9,549,858	39,946,897	132,504,026
PEERLESS IND INS CO	18333	Foreign	169,687,931	4,807,884	164,880,047	0
PEERLESS INS CO	24198	Foreign	16,337,252,780	12,183,129,173	4,154,123,608	11,082
PELEUS INS CO	34118	Foreign	141,291,402	86,290,953	55,000,449	9,128,743
PENN AMER INS CO	32859	Foreign	131,415,339	57,004,955	74,410,384	14,598,168
PENN MILLERS INS CO	14982	Foreign	77,008,002	31,289,049	45,718,953	665,136
PENNSYLVANIA INS CO	21962	Foreign	81,232,553	32,999,598	48,232,955	0
PENNSYLVANIA LUMBERMENS MUT INS	14974	Foreign	458,266,992	317,178,058	141,088,934	14,188,119
PENNSYLVANIA MANUFACTURERS ASSOC INS	12262	Foreign	1,248,238,294	902,117,641	346,120,653	44,999,036
PENNSYLVANIA MANUFACTURERS IND CO	41424	Foreign	288,252,900	201,367,525	86,885,375	5,639,575
PENNSYLVANIA NATL MUT CAS INS CO	14990	Foreign	1,320,281,666	669,764,618	650,517,048	463,818
PEOPLES TRUST INS CO	13125	Domestic	259,771,694	181,436,953	78,334,741	234,981,777
PERMANENT GEN ASSUR CORP	37648	Foreign	530,644,377	392,285,730	138,358,647	103,654,708
PETROLEUM CAS CO	12297	Foreign	31,856,123	8,484,385	23,371,738	27,371
PHARMACISTS MUT INS CO	13714	Foreign	391,420,257	215,858,652	175,561,605	4,439,609
PHILADELPHIA IND INS CO	18058	Foreign	9,437,333,402	7,135,982,897	2,301,350,505	223,357,069
PHOENIX INS CO	25623	Foreign	4,361,150,669	2,751,793,915	1,609,356,754	51,479,062
PHYSICIANS IND RRG	12746	Foreign	6,137,226	6,235,390	-98,164	2,630,033
PHYSICIANS INS CO	11588	Domestic	15,338,706	8,120,188	7,218,518	5,067,538
PHYSICIANS PROFESSIONAL LIAB RRG	11514	Foreign	36,184,270	17,362,850	18,821,419	4,320,554

AUTHORIZED FLORIDA INSURER FINANCIAL ABSTRACTS, BY NAIC STATEMENT TYPE

Calendar Year 2019

Pursuant to section 624.315(1)(a), F.S.

COMPANY	NAIC CODE	DOMICILE	NET ADMITTED ASSETS (\$)	LIABILITIES (\$)	CAPITAL AND SURPLUS (\$)	FL DIRECT PREMIUMS WRITTEN (\$)
PROPERTY AND CASUALTY, TOTAL FLORIDA DIRECT PREMIUMS WRITTEN: \$56,579,660,248						
PHYSICIANS SPECIALTY LTD RRG	11513	Foreign	24,861,976	15,080,181	9,781,795	0
PINNACLE CONSORTIUM OF HIGHER ED RRG	11980	Foreign	74,564,963	43,185,975	31,378,990	0
PLANS LIAB INS CO	26794	Foreign	6,063,656	28,290	6,035,366	0
PLATEAU CAS INS CO	10817	Foreign	51,661,465	24,495,773	27,165,692	2,188,321
PLATTE RIVER INS CO	18619	Foreign	172,180,063	120,355,429	51,824,634	3,319,280
PLAZA INS CO	30945	Foreign	43,673,498	18,622,879	25,050,619	744,380
PLYMOUTH ROCK ASSUR PREFERRED CORP	36587	Foreign	81,569,448	58,297,656	23,271,792	0
POSEIDON COMMERCIAL INS CO	16659	Foreign	12,348,645	4,790,622	7,558,023	0
PRACTICEPROTECTION INS CO RRG	16189	Foreign	1,192,026	146,807	1,045,219	35,635
PRAETORIAN INS CO	37257	Foreign	393,929,284	165,421,273	228,508,011	11,068,747
PREFERRED CONTRACTORS INS CO RRG LLC	12497	Foreign	188,194,271	179,570,882	8,623,389	3,485,753
PREFERRED PHYSICIANS MEDICAL RRG A M	44083	Foreign	17,288,938	12,288,938	5,000,000	420,332
PREFERRED PROFESSIONAL INS CO	36234	Foreign	285,287,197	178,654,775	106,632,422	2,148,143
PREMIER GRP INS CO INC	10800	Foreign	58,902,062	20,274,781	38,627,280	1,849,251
PREPARED INS CO	13687	Domestic	77,982,598	57,195,750	20,786,848	65,037,402
PRESCIENT NATL INS CO	12773	Foreign	80,439,483	36,599,707	43,839,777	773,754
PRIME INS CO	12588	Foreign	249,200,861	134,202,496	114,998,365	5,824,730
PRIME PROP & CAS INS INC	14371	Foreign	139,232,589	95,964,981	43,267,608	38,187,348
PRINCETON EXCESS & SURPLUS LINES INS	10786	Foreign	218,382,714	147,204,117	71,178,597	28,248,281
PRIVILEGE UNDERWRITERS RECP EXCH	12873	Domestic	832,939,282	517,951,912	314,987,370	185,679,998
PROASSURANCE AMER MUT A RRG	15647	Foreign	15,024,777	2,933,059	12,091,718	641,837
PROASSURANCE CAS CO	38954	Foreign	1,063,198,680	881,461,520	181,737,160	13,321,120
PROASSURANCE IND CO INC	33391	Foreign	962,307,226	714,621,843	247,685,383	1,870,836
PROASSURANCE INS CO OF AMER	14460	Foreign	332,587,973	217,261,670	115,326,303	6,678,236
PROASSURANCE SPECIALTY INS CO	10179	Foreign	96,858,188	60,716,261	36,141,927	3,460,745
PROBUILDERS SPECIALTY INS CO RRG	11671	Foreign	12,061,510	155,964	11,905,546	0
PRODUCERS AGRICULTURE INS CO	34312	Foreign	617,651,123	558,218,290	59,432,833	1,735,229
PROFESSIONAL SECURITY INS CO	11811	Foreign	102,365,448	28,029,962	74,335,486	4,233,102
PROFESSIONAL SOLUTIONS INS CO	11127	Foreign	26,653,230	16,482,379	10,170,851	0
PROFESSIONALS ADVOCATE INS CO	29017	Foreign	153,906,763	22,574,641	131,332,123	0
PROGRESSIVE ADVANCED INS CO	11851	Foreign	744,890,033	424,780,753	320,109,280	0
PROGRESSIVE AMER INS CO	24252	Foreign	807,410,128	457,492,522	349,917,606	2,406,230,592
PROGRESSIVE BAYSIDE INS CO	17350	Foreign	113,749,705	70,739,346	43,010,359	0
PROGRESSIVE CAS INS CO	24260	Foreign	11,662,778,130	8,627,280,410	3,035,497,720	0
PROGRESSIVE DIRECT INS CO	16322	Foreign	10,479,030,293	7,160,633,566	3,318,396,727	0
PROGRESSIVE EXPRESS INS CO	10193	Foreign	463,326,767	354,829,677	108,497,090	806,552,202
PROGRESSIVE PROP INS CO	13038	Domestic	60,504,315	33,766,703	26,737,612	3,685,397
PROGRESSIVE SELECT INS CO	10192	Foreign	1,181,019,572	842,196,782	338,822,790	1,892,247,726
PROGRESSIVE SOUTHEASTERN INS CO	38784	Foreign	283,478,336	177,435,091	106,043,245	0
PROGRESSIVE SPECIALTY INS CO	32786	Foreign	1,492,349,351	1,057,961,161	434,388,190	0
PROPERTY & CAS INS CO OF HARTFORD	34690	Foreign	262,160,236	138,280,641	123,879,595	22,620,864
PROSELECT INS CO	10638	Foreign	154,869,106	119,524,761	35,344,346	202,875
PROTECTIVE INS CO	12416	Foreign	1,078,984,658	708,475,238	370,509,420	38,337,804
PROTECTIVE PROP & CAS INS CO	35769	Foreign	360,266,263	177,758,675	182,507,588	14,654,142
PROVIDENCE WASHINGTON INS CO	24295	Foreign	50,795,259	33,366,911	17,428,348	0
PURE INS CO	13204	Domestic	373,357,245	187,272,778	186,084,467	0
QBE INS CORP	39217	Foreign	2,532,433,471	1,782,617,833	749,815,637	102,451,154
QBE REINS CORP	10219	Foreign	1,197,993,598	348,380,029	849,613,569	0
QBE SPECIALTY INS CO	11515	Foreign	375,587,022	247,643,206	127,943,816	168,206,712
RADIAN GUAR INC	33790	Foreign	4,381,746,098	3,744,027,836	637,718,262	93,563,208
RADIAN MORTGAGE ASSUR INC	30872	Foreign	8,843,382	9,404	8,833,978	0
RADNOR SPECIALTY INS CO	15756	Foreign	70,974,774	6,071,828	64,902,946	15,179
REDWOOD FIRE & CAS INS CO	11673	Foreign	2,326,968,166	1,391,614,951	935,353,215	0
REGENT INS CO	24449	Foreign	54,799,412	20,892,956	33,906,456	3,226,199
RENAISSANCE REINS US INC	10357	Foreign	3,041,797,370	2,364,068,503	677,728,867	0
RENAISSANCERE EUROPE AG US BRANCH	15529	Foreign	462,519,904	268,924,401	193,595,503	0

AUTHORIZED FLORIDA INSURER FINANCIAL ABSTRACTS, BY NAIC STATEMENT TYPE

Calender Year 2019

Pursuant to section 624.315(1)(a), F.S.

COMPANY	NAIC CODE	DOMICILE	NET ADMITTED ASSETS (\$)	LIABILITIES (\$)	CAPITAL AND SURPLUS (\$)	FL DIRECT PREMIUMS WRITTEN (\$)
PROPERTY AND CASUALTY, TOTAL FLORIDA DIRECT PREMIUMS WRITTEN: \$56,579,660,248						
REPUBLIC IND CO OF AMER	22179	Foreign	2,132,623,251	1,691,989,949	440,633,301	0
REPUBLIC MORT ASSUR CO	32174	Domestic	20,192,256	12,032,738	8,159,518	0
REPUBLIC MORTGAGE GUAR INS CORP	31275	Foreign	109,007,117	86,929,172	22,077,945	0
REPUBLIC MORTGAGE INS CO	28452	Foreign	479,653,822	389,094,680	90,559,142	4,033,995
REPUBLIC VANGUARD INS CO	40479	Foreign	28,462,153	1,123,606	27,338,547	9,695,718
RESPONSE INS CO	43044	Foreign	41,532,544	2,385,369	39,147,174	43,910
RESPONSE WORLDWIDE DIRECT AUTO INS C	20133	Foreign	11,108,555	24,863	11,083,693	0
RESPONSE WORLDWIDE INS CO	26050	Domestic	12,586,907	50,946	12,535,961	0
RESPONSIVE AUTO INS CO	13131	Domestic	25,804,431	17,289,079	8,515,352	31,582,155
RESTORATION RRG INC	12209	Foreign	99,511,827	45,051,457	54,460,369	1,136,031
RETAILFIRST INS CO	10700	Domestic	379,288,096	197,916,817	181,371,279	81,811,131
RIVERPORT INS CO	36684	Foreign	72,467,946	27,986,591	44,481,355	161,854
RLI INS CO	13056	Foreign	2,152,193,679	1,122,522,511	1,029,671,168	38,291,798
ROCHE SURETY & CAS CO INC	42706	Domestic	24,858,264	14,592,829	10,265,435	1,104,519
ROCKHILL INS CO	28053	Foreign	71,811,429	29,059,151	42,752,278	-769,322
ROCKINGHAM CAS CO	42595	Foreign	29,917,050	5,771,099	24,145,951	3,852,515
ROCKWOOD CAS INS CO	35505	Foreign	281,381,207	186,295,437	95,085,769	106,049
ROMULUS INS RRG INC	15744	Foreign	3,654,052	851,653	2,802,399	0
ROOT PROP & CAS INS CO	24503	Foreign	77,258,676	33,124,978	44,133,698	49,902
RSUI IND CO	22314	Foreign	3,891,487,423	2,109,730,131	1,781,757,292	16,890,710
RURAL COMM INS CO	39039	Foreign	1,955,068,607	1,714,348,956	240,719,650	3,765,600
RVI AMER INS CO	23132	Foreign	114,788,680	36,646,413	78,142,267	5,511
SAFE HARBOR INS CO	12563	Domestic	98,292,376	74,104,234	24,188,142	92,007,294
SAFECO INS CO OF AMER	24740	Foreign	5,377,695,935	3,673,789,630	1,703,906,304	16,418,574
SAFECO INS CO OF IL	39012	Foreign	179,864,032	4,336,422	175,527,610	301,790,681
SAFECO NATL INS CO	24759	Foreign	8,120,766	1,759,460	6,361,307	0
SAFEPOINT INS CO	15341	Domestic	130,223,322	91,333,393	38,889,929	138,105,135
SAFEPORT INS CO	36560	Domestic	92,136,966	49,804,855	42,332,111	5,966,170
SAFETY FIRST INS CO	11123	Foreign	110,247,794	36,595,863	73,651,931	778,639
SAFETY NATL CAS CORP	15105	Foreign	9,056,646,673	6,341,460,890	2,715,185,783	46,866,927
SAFETY SPECIALTY INS CO	13815	Foreign	157,108,240	60,377,113	96,731,127	39,848,618
SAFEWAY INS CO	12521	Foreign	582,365,538	228,725,824	353,639,714	0
SAGAMORE INS CO	40460	Foreign	205,052,805	59,937,486	145,115,319	4,000
SAMARITAN RRG INC	12511	Foreign	48,879,341	20,607,882	28,271,459	10,135,034
SAMSUNG FIRE & MARINE INS CO LTD	38300	Foreign	111,976,654	38,744,651	73,232,003	201,097
SCOR REINS CO	30058	Foreign	4,641,128,264	3,813,962,526	827,165,738	0
SCOTTSDALE IND CO	15580	Foreign	95,550,707	53,839,735	41,710,972	15,407,914
SCOTTSDALE INS CO	41297	Foreign	2,457,048,185	1,903,140,005	553,908,180	239,064,468
SCRUBS MUT ASSUR CO RRG	12988	Foreign	13,689,257	9,910,836	3,778,421	49,076
SEAVIEW INS CO	10004	Foreign	26,985,243	15,087,681	11,897,562	0
SECURIAN CAS CO	10054	Foreign	412,075,776	277,755,661	134,320,115	14,163,299
SECURITY FIRST INS CO	10117	Domestic	258,390,246	175,901,776	82,488,470	434,027,641
SECURITY NATL INS CO	33120	Domestic	178,695,275	118,220,068	60,475,207	337,648,150
SECURITY NATL INS CO	19879	Foreign	809,151,557	609,375,811	199,775,746	25,455,193
SELECT INS CO	22233	Foreign	81,403,911	63,356	81,340,555	0
SELECTIVE INS CO OF THE SOUTHEAST	39926	Foreign	571,012,017	442,322,616	128,689,401	39,561,446
SENECA INS CO INC	10936	Foreign	227,455,442	80,225,655	147,229,787	2,403,985
SENECA SPECIALTY INS CO	10729	Foreign	53,242,367	26,144	53,216,223	3,849,407
SENTINEL INS CO LTD	11000	Foreign	318,759,475	90,014,542	228,744,934	25,532,787
SENTRUITY CAS CO	12870	Foreign	265,174,402	210,558,502	54,615,900	159,088
SENTRY CAS CO	28460	Foreign	376,074,638	303,422,545	72,652,093	4,481,188
SENTRY INS CO	24988	Foreign	9,511,093,246	3,544,303,149	5,966,790,097	17,936,338
SENTRY SELECT INS CO	21180	Foreign	900,623,926	669,472,032	231,151,895	43,622,311
SERVICE AMER IND CO	39152	Foreign	32,700,216	13,735,817	18,964,399	3,326,156
SERVICE LLOYDS INS CO	43389	Foreign	283,085,261	157,384,233	125,701,028	0
SEVEN SEAS INS CO INC	37672	Domestic	27,248,044	3,287,358	23,960,686	23,798,231

AUTHORIZED FLORIDA INSURER FINANCIAL ABSTRACTS, BY NAIC STATEMENT TYPE

Calendar Year 2019

Pursuant to section 624.315(1)(a), F.S.

COMPANY	NAIC CODE	DOMICILE	NET ADMITTED ASSETS (\$)	LIABILITIES (\$)	CAPITAL AND SURPLUS (\$)	FL DIRECT PREMIUMS WRITTEN (\$)
PROPERTY AND CASUALTY, TOTAL FLORIDA DIRECT PREMIUMS WRITTEN: \$56,579,660,248						
SFM MUT INS CO	11347	Foreign	693,806,979	511,531,074	182,275,905	72,321
SIRIUS AMER INS CO	38776	Foreign	1,263,148,828	741,072,741	522,076,088	2,255,842
SOMPO AMER FIRE & MAR INS CO AMER	38997	Foreign	120,508,308	97,236,474	23,271,835	2,239,950
SOMPO AMER INS CO	11126	Foreign	1,173,791,679	820,781,255	353,010,423	10,770,319
SOUTHERN FARM BUREAU CAS INS CO	18325	Foreign	2,484,472,672	1,031,149,153	1,453,323,519	0
SOUTHERN FIDELITY INS CO INC	10136	Domestic	206,051,403	150,864,236	55,187,167	106,024,283
SOUTHERN GUAR INS CO	19178	Foreign	32,147,562	1,716,275	30,431,287	27,470
SOUTHERN INS CO	19216	Foreign	43,976,611	8,670,162	35,306,449	3,818,365
SOUTHERN OAK INS CO	12247	Domestic	117,494,450	71,075,196	46,419,254	104,972,063
SOUTHERN OWNERS INS CO	10190	Foreign	1,126,909,261	729,839,973	397,069,288	503,234,070
SOUTHWEST MARINE & GEN INS CO	12294	Foreign	314,803,606	242,974,672	71,828,934	185,364
SPARTA INS CO	20613	Foreign	151,306,579	71,799,569	79,507,010	0
SPINNAKER INS CO	24376	Foreign	110,117,106	72,120,767	37,996,339	10,324,458
SPIRIT MOUNTAIN INS CO RRG INC	10754	Foreign	6,413,980	2,886,794	3,527,185	180,635
ST JOHNS INS CO INC	11844	Domestic	147,881,818	101,131,006	46,750,812	354,084,469
ST PAUL FIRE & MARINE INS CO	24767	Foreign	20,090,121,772	14,221,396,740	5,868,725,032	1,688,386
ST PAUL GUARDIAN INS CO	24775	Foreign	78,677,887	55,957,790	22,720,097	0
ST PAUL MERCURY INS CO	24791	Foreign	334,589,213	219,668,782	114,920,430	7,087
ST PAUL PROTECTIVE INS CO	19224	Foreign	592,866,035	371,836,022	221,030,013	0
ST PAUL SURPLUS LINES INS CO	30481	Foreign	674,534,980	489,660,396	184,874,584	442,294
STANDARD FIRE INS CO	19070	Foreign	4,007,757,646	2,795,352,226	1,212,405,420	345,763,839
STANDARD GUAR INS CO	42986	Foreign	303,005,100	171,264,791	131,740,309	-233
STAR CAS INS CO	32387	Domestic	40,092,545	31,620,592	8,471,954	39,146,852
STAR INS CO	18023	Foreign	1,885,516,371	1,252,484,336	633,032,036	9,826,445
STARNET INS CO	40045	Foreign	268,937,985	147,643,938	121,294,048	12,174,364
STARR IND & LIAB CO	38318	Foreign	5,894,361,153	3,707,380,315	2,186,980,838	114,259,634
STARR SPECIALTY INS CO	16109	Foreign	64,359,378	20,898,267	43,461,111	8,138,514
STARR SURPLUS LINES INS CO	13604	Foreign	673,229,673	506,302,294	166,927,379	67,571,000
STARSTONE NATL INS CO	25496	Foreign	644,693,063	511,469,720	133,223,343	26,215,699
STARSTONE SPECIALTY INS CO	44776	Foreign	398,527,715	205,870,550	192,657,165	11,325,993
STATE AUTO PROP & CAS INS CO	25127	Foreign	2,474,260,485	1,769,642,810	704,617,675	973,345
STATE AUTOMOBILE MUT INS CO	25135	Foreign	2,343,193,781	1,489,553,094	853,640,687	272,817
STATE FARM FIRE & CAS CO	25143	Foreign	44,361,248,993	22,727,848,123	21,633,400,870	83,527,850
STATE FARM FL INS CO	10739	Domestic	1,867,469,678	970,684,103	896,785,575	738,357,895
STATE FARM GEN INS CO	25151	Foreign	6,024,412,750	3,472,119,117	2,552,293,633	-507
STATE FARM MUT AUTO INS CO	25178	Foreign	178,475,800,796	62,317,640,736	116,158,160,060	2,883,718,230
STATE NATL INS CO INC	12831	Foreign	620,245,735	152,213,774	468,031,961	79,248,149
STATE VOLUNTEER MUT INS CO	33049	Foreign	1,278,382,458	606,647,547	671,734,911	0
STATES SELF INSURERS RRG	44075	Foreign	27,550,485	18,239,086	9,311,399	0
STEADFAST INS CO	26387	Foreign	673,439,512	155,181,879	518,257,633	82,035,416
STICO MUT INS CO RRG	10476	Foreign	23,994,286	11,239,568	12,754,718	56,258
STILLWATER INS CO	25180	Foreign	433,811,526	211,354,834	222,456,691	5,251,879
STILLWATER PROP & CAS INS CO	16578	Foreign	107,075,542	12,614,384	94,461,158	9,004,467
STONEWOOD INS CO	11828	Foreign	131,287,308	98,937,108	32,350,200	36,864
STONINGTON INS CO	10340	Foreign	18,587,947	3,677,809	14,910,138	352,736
STRATFORD INS CO	40436	Foreign	764,602,714	670,839,772	93,762,942	2,936,626
SU INS CO	10130	Foreign	24,127,301	11,594,894	12,532,407	0
SUN SURETY INS CO	10909	Foreign	22,044,115	11,823,538	10,220,577	336,396
SUNLAND RRG INC	14026	Foreign	3,698,925	2,334,486	1,364,439	1,249,405
SUNZ INS CO	34762	Domestic	365,540,990	286,241,312	79,299,678	18,596,418
SUPERIOR SPECIALTY INS CO	16551	Foreign	73,877,898	19,134,931	54,742,967	2,832
SURETEC INS CO	10916	Foreign	298,249,290	168,007,642	130,241,649	3,207,569
SWISS REINS AMER CORP	25364	Foreign	15,842,291,978	11,570,443,146	4,271,848,832	0
T H E INS CO	12866	Foreign	189,538,411	119,206,176	70,332,235	14,063,239
TDC NATL ASSUR CO	41050	Foreign	388,618,907	276,548,621	112,070,285	73,255
TDC SPECIALTY INS CO	34487	Foreign	177,308,460	88,818,126	88,490,334	5,820,179

AUTHORIZED FLORIDA INSURER FINANCIAL ABSTRACTS, BY NAIC STATEMENT TYPE

Calendar Year 2019

Pursuant to section 624.315(1)(a), F.S.

COMPANY	NAIC CODE	DOMICILE	NET ADMITTED ASSETS (\$)	LIABILITIES (\$)	CAPITAL AND SURPLUS (\$)	FL DIRECT PREMIUMS WRITTEN (\$)
PROPERTY AND CASUALTY, TOTAL FLORIDA DIRECT PREMIUMS WRITTEN: \$56,579,660,248						
TEACHERS INS CO	22683	Foreign	366,022,414	215,144,934	150,877,480	1,377,958
TECHNOLOGY INS CO INC	42376	Foreign	5,179,425,125	3,985,579,108	1,193,846,017	171,447,619
TERRA INS CO RRG	10113	Foreign	27,609,054	9,298,749	18,310,304	0
TERRAFIRMA RRG LLC	14395	Foreign	8,864,692	2,925,215	5,939,477	10,836
TEXAS FARMERS INS CO	21695	Foreign	339,115,077	242,103,764	97,011,313	0
TEXAS MEDICAL INS CO	10393	Foreign	93,804,571	66,054,887	27,749,684	0
THE BAR PLAN MUT INS CO	29513	Foreign	39,360,179	23,174,682	16,185,497	31,245
THE CINCINNATI CAS CO	28665	Foreign	486,212,046	49,481,415	436,730,632	1,810,733
THE CINCINNATI IND CO	23280	Foreign	146,520,755	35,431,968	111,088,787	29,907,908
THE CINCINNATI INS CO	10677	Foreign	14,327,652,787	8,707,976,732	5,619,676,055	65,261,762
THE CINCINNATI SPECIALTY UNDERWRITER	13037	Foreign	1,048,729,134	522,647,597	526,081,536	21,612,658
THE DOCTORS CO RRG A RECIPI EXCH	14347	Foreign	21,338,800	10,613,499	10,725,301	891,259
THE HLTHCARE UNDERWRITING CO RRG	10152	Foreign	138,400,104	113,962,089	24,438,015	38,380,000
THE MUTUAL RRG INC	26257	Foreign	126,971,348	64,990,770	61,980,578	0
THE NATL CATHOLIC RRG INC	10083	Foreign	77,527,710	53,671,729	23,855,981	0
THE SERV INS CO INC	28240	Foreign	17,854,887	7,555,120	10,299,766	6,177
THE TRAVELERS CAS CO	41769	Foreign	218,834,170	159,245,105	59,589,065	0
TIG INS CO	25534	Foreign	1,993,467,875	1,510,179,930	483,287,945	0
TITAN INS CO INC RRG	11153	Foreign	89,206,925	19,185,106	70,021,819	101,647
TITLE INDUSTRY ASSUR CO RRG	10084	Foreign	8,425,964	2,125,400	6,300,564	161,685
TNUS INS CO	32301	Foreign	65,259,549	5,070,078	60,189,471	198,910
TOA RE INS CO OF AMER	42439	Foreign	2,003,834,597	1,396,726,426	607,108,171	0
TOKIO MARINE AMER INS CO	10945	Foreign	1,359,364,621	899,286,560	460,078,061	19,700,798
TOKIO MARINE SPECIALTY INS CO	23850	Foreign	619,953,304	441,218,128	178,735,175	14,986,071
TOPA INS CO	18031	Foreign	214,436,720	129,901,912	84,534,808	367,933
TOWER HILL PREFERRED INS CO	29050	Domestic	95,841,658	59,625,271	36,216,387	107,489,934
TOWER HILL PRIME INS CO	11027	Domestic	274,934,866	151,686,701	123,248,165	249,957,155
TOWER HILL SELECT INS CO	12011	Domestic	64,759,595	43,641,182	21,118,413	86,599,514
TOWER HILL SIGNATURE INS CO	12538	Domestic	163,375,706	92,142,635	71,233,071	155,740,003
TOYOTA MOTOR INS CO	37621	Foreign	620,023,911	378,154,236	241,869,675	21,653,707
TRADERS INS CO	42749	Foreign	102,011,730	65,495,094	36,516,636	0
TRANS PACIFIC INS CO	41238	Foreign	69,552,855	14,101,380	55,451,475	432,813
TRANSAMERICA CAS INS CO	10952	Foreign	52,945,018	11,962,118	40,982,900	272,557
TRANSATLANTIC REINS CO	19453	Foreign	14,739,379,069	9,835,247,824	4,904,131,245	0
TRANSGUARD INS CO OF AMER INC	28886	Foreign	497,782,755	273,886,787	223,895,968	9,897,548
TRANSPORTATION INS CO	20494	Foreign	71,522,021	28,388	71,493,633	23,962,769
TRANSVERSE INS CO	21075	Foreign	29,830,905	4,178,230	25,652,675	-16,455
TRANSVERSE SPECIALTY INS CO	41807	Foreign	69,642,922	2,806,439	66,836,484	0
TRAVCO INS CO	28188	Foreign	236,065,644	168,938,413	67,127,231	0
TRAVELERS CAS & SURETY CO	19038	Foreign	18,204,607,336	11,314,240,684	6,890,366,651	23,638,764
TRAVELERS CAS & SURETY CO OF AMER	31194	Foreign	4,386,702,020	2,263,017,456	2,123,684,564	136,682,465
TRAVELERS CAS CO OF CT	36170	Foreign	345,895,967	258,496,755	87,399,212	0
TRAVELERS CAS INS CO OF AMER	19046	Foreign	2,095,438,391	1,532,327,641	563,110,749	29,368,722
TRAVELERS COMMERCIAL CAS CO	40282	Foreign	349,906,842	258,736,666	91,170,176	0
TRAVELERS COMMERCIAL INS CO	36137	Foreign	407,734,631	311,178,012	96,556,620	8,836,895
TRAVELERS EXCESS & SURPLUS LINES CO	29696	Foreign	223,491,746	161,292,957	62,198,789	24,296,944
TRAVELERS HOME & MARINE INS CO	27998	Foreign	386,485,589	274,754,165	111,731,424	52,652,526
TRAVELERS IND CO	25658	Foreign	22,503,782,436	15,794,971,900	6,708,810,536	55,566,243
TRAVELERS IND CO OF AMER	25666	Foreign	664,701,779	477,089,420	187,612,360	99,617,823
TRAVELERS IND CO OF CT	25682	Foreign	1,147,506,849	820,773,091	326,733,758	33,160,435
TRAVELERS PROP CAS CO OF AMER	25674	Foreign	882,115,722	428,215,155	453,900,566	186,733,172
TRAVELERS PROP CAS INS CO	36161	Foreign	297,545,302	218,476,013	79,069,289	-1,025
TRI STATE INS CO OF MN	31003	Foreign	125,979,955	93,300,054	32,679,902	6,596,512
TRINITY UNIVERSAL INS CO	19887	Foreign	4,079,119,451	2,828,868,349	1,250,251,103	0
TRISURA INS CO	22225	Foreign	10,503,864	992	10,502,872	0
TRISURA SPECIALTY INS CO	16188	Foreign	135,407,983	66,084,861	69,323,122	27,883,298

AUTHORIZED FLORIDA INSURER FINANCIAL ABSTRACTS, BY NAIC STATEMENT TYPE

Calendar Year 2019

Pursuant to section 624.315(1)(a), F.S.

COMPANY	NAIC CODE	DOMICILE	NET ADMITTED ASSETS (\$)	LIABILITIES (\$)	CAPITAL AND SURPLUS (\$)	FL DIRECT PREMIUMS WRITTEN (\$)
PROPERTY AND CASUALTY, TOTAL FLORIDA DIRECT PREMIUMS WRITTEN: \$56,579,660,248						
TRITON INS CO	41211	Foreign	629,891,219	486,279,306	143,611,914	5,191,547
TRIUMPH CAS CO	41106	Foreign	66,150,917	45,754,631	20,396,286	300,225
TRUCK INS EXCH	21709	Foreign	2,340,095,413	1,633,816,788	706,278,625	6,320,596
TRUMBULL INS CO	27120	Foreign	252,196,859	132,860,267	119,336,592	7,352,804
TUDOR INS CO	37982	Foreign	141,462,837	63,256,063	78,206,774	1,998,557
TWIN CITY FIRE INS CO CO	29459	Foreign	688,285,472	403,464,677	284,820,796	93,933,300
TYPTAP INS CO	15885	Domestic	71,694,192	44,410,935	27,283,257	60,935,541
UNION INS CO	25844	Foreign	149,508,438	101,680,296	47,828,142	686,498
UNITED AUTOMOBILE INS CO	35319	Domestic	369,275,205	273,018,441	96,256,765	236,022,092
UNITED CAS & SURETY INS CO	36226	Foreign	29,905,285	12,792,204	17,113,081	283,204
UNITED CAS INS CO OF AMER	11142	Foreign	13,515,279	2,691,978	10,823,301	3,658,632
UNITED EDUCATORS INS RRG INC	10020	Foreign	1,008,091,154	635,695,228	372,395,926	8,369,861
UNITED FINANCIAL CAS CO	11770	Foreign	4,940,078,643	3,823,587,296	1,116,491,347	0
UNITED FIRE & CAS CO	13021	Foreign	2,054,447,759	1,346,876,301	707,571,458	21,222,645
UNITED FIRE & IND CO	19496	Foreign	62,172,978	42,681,874	19,491,104	6,192,574
UNITED GUAR RESIDENTIAL INS CO	15873	Foreign	1,816,274,753	1,631,487,113	184,787,640	22,750,733
UNITED GUAR RESIDENTIAL INS CO OF NC	16667	Foreign	61,277,935	20,936,031	40,341,904	14,149
UNITED NATL INS CO	13064	Foreign	378,840,407	256,629,657	122,210,750	17,962,179
UNITED PROP & CAS INS CO	10969	Domestic	1,036,045,180	877,041,642	159,003,538	260,274,123
UNITED SERV AUTOMOBILE ASSN	25941	Foreign	42,024,832,623	11,554,266,117	30,470,566,507	821,842,335
UNITED SPECIALTY INS CO	12537	Foreign	478,799,452	264,537,862	214,261,590	163,753,841
UNITED STATES FIDELITY & GUAR CO	25887	Foreign	3,343,447,051	2,460,857,647	882,589,404	3,638
UNITED STATES FIRE INS CO	21113	Foreign	4,444,829,190	3,038,752,768	1,406,076,422	87,307,369
UNITED STATES LIAB INS CO	25895	Foreign	1,514,672,202	498,434,360	1,016,237,834	42,339,761
UNITED STATES SURETY CO	10656	Foreign	71,185,733	14,809,116	56,376,617	1,874,283
UNITED WI INS CO	29157	Foreign	218,342,758	91,013,146	127,329,612	15,187,042
UNITRIN AUTO & HOME INS CO	16063	Foreign	64,523,963	31,063,559	33,460,404	0
UNITRIN DIRECT PROP & CAS CO	10915	Foreign	13,756,812	2,790,498	10,966,314	2,623,448
UNIVERSAL CAS RRG INC	16286	Foreign	4,030,306	2,643,809	1,386,497	1,058,211
UNIVERSAL FIRE & CAS INS CO	32867	Foreign	19,006,222	9,516,214	9,490,007	212,477
UNIVERSAL INS CO	31704	Foreign	922,076,226	642,037,759	280,038,467	0
UNIVERSAL INS CO OF NA	11986	Domestic	109,953,767	78,559,466	31,394,301	94,162,178
UNIVERSAL PROP & CAS INS	10861	Domestic	1,293,396,638	992,276,947	301,119,691	1,058,618,318
UNIVERSAL SURETY OF AMER	13200	Foreign	13,883,441	3,662	13,879,779	1,072,931
UNIVERSAL UNDERWRITERS INS CO	41181	Foreign	331,047,955	-5,746,308	336,794,263	24,507,010
URGENT CARE ASSUR CO RRG INC	12915	Foreign	4,674,957	3,097,389	1,577,568	56,198
US COASTAL PROP & CAS INS CO	15900	Domestic	50,678,343	23,098,809	27,579,534	20,147,211
US SPECIALTY INS CO	29599	Foreign	2,130,643,341	1,545,189,034	585,454,307	25,287,375
US UNDERWRITERS INS CO	35416	Foreign	169,818,241	36,128,444	133,689,795	11,464
USAA CAS INS CO	25968	Foreign	12,275,351,596	6,777,144,270	5,498,207,326	561,052,276
USAA GEN IND CO	18600	Foreign	6,275,114,358	4,070,490,457	2,204,623,901	404,028,668
USPLATE GLASS INS CO	28497	Foreign	39,280,188	6,719,024	32,561,164	10,654,254
UTICA FIRST INS CO	15326	Foreign	327,648,331	178,691,084	148,957,247	850,225
UTICA MUT INS CO	25976	Foreign	2,858,402,546	1,786,410,586	1,071,991,961	1,251,809
UV INS RRG INC	13988	Foreign	1,247,490	369,302	878,188	0
VALLEY FORGE INS CO	20508	Foreign	68,515,126	2,321	68,512,804	28,510,479
VANLINER INS CO	21172	Foreign	543,379,263	380,452,725	162,926,538	12,632,218
VANTAPRO SPECIALTY INS CO	44768	Foreign	36,666,324	13,426,244	23,240,080	11,637,246
VAULT E&S INS CO	16237	Foreign	63,665,939	14,511,837	49,154,102	13,905,042
VAULT RECIP EXCH	16186	Domestic	76,662,400	29,917,758	46,744,640	34,654,056
VELOCITY INS CO RRG	15956	Foreign	3,207,125	935,132	2,271,993	0
VERLAN FIRE INS CO MD	10815	Foreign	25,904,580	339,097	25,565,483	95,165
VERTERRA INS CO	10024	Foreign	192,563,176	127,202,359	65,360,817	0
VICTORIA FIRE & CAS CO	42889	Foreign	39,414,328	2,432,050	36,982,278	-1,138
VICTORIA SELECT INS CO	10105	Foreign	6,073,339	118,062	5,955,277	0
VIGILANT INS CO	20397	Foreign	479,385,061	138,095,341	341,289,720	12,347,699

AUTHORIZED FLORIDA INSURER FINANCIAL ABSTRACTS, BY NAIC STATEMENT TYPE

Calender Year 2019

Pursuant to section 624.315(1)(a), F.S.

COMPANY	NAIC CODE	DOMICILE	NET ADMITTED ASSETS (\$)	LIABILITIES (\$)	CAPITAL AND SURPLUS (\$)	FL DIRECT PREMIUMS WRITTEN (\$)
PROPERTY AND CASUALTY, TOTAL FLORIDA DIRECT PREMIUMS WRITTEN: \$56,579,660,248						
VIKING INS CO OF WI	13137	Foreign	538,115,555	365,566,216	172,549,339	0
VIRGINIA SURETY CO INC	40827	Foreign	1,696,730,141	1,335,732,362	360,997,779	48,828,667
VOYAGER IND INS CO	40428	Foreign	147,248,462	94,969,019	52,279,443	51,623,723
WARNER INS CO	26085	Foreign	16,817,012	104,522	16,712,490	0
WARRANTY UNDERWRITERS INS CO	43486	Foreign	26,421,233	8,011,329	18,409,904	0
WASHINGTON INTL INS CO	32778	Foreign	80,415,508	16,253,665	64,161,843	685,575
WATFORD INS CO	25585	Foreign	52,403,044	22,653,889	29,749,154	413,996
WATFORD SPECIALTY INS CO	15824	Foreign	91,145,847	31,382,877	59,762,969	8,797,974
WAUSAU BUSINESS INS CO	26069	Foreign	35,091,140	4,628,589	30,462,551	0
WAUSAU UNDERWRITERS INS CO	26042	Foreign	130,305,824	58,709,922	71,595,902	54,191
WCF NATL INS CO	40517	Foreign	535,622,304	303,794,370	231,827,934	2,767,749
WELLFLEET INS CO	32280	Foreign	155,028,258	90,879,903	64,148,355	5,145,053
WELLFLEET NY INS CO	20931	Foreign	90,250,167	60,829,711	29,420,456	2,827
WESCO INS CO	25011	Foreign	2,020,109,580	1,526,454,271	493,655,309	161,728,535
WEST AMER INS CO	44393	Foreign	50,385,895	2,723,015	47,662,880	21,152,305
WEST BEND MUT INS CO	15350	Foreign	3,091,109,159	1,860,469,181	1,230,639,978	8,020
WESTCHESTER FIRE INS CO	10030	Foreign	244,570,563	100,006,065	144,564,498	41,872,130
WESTCHESTER SURPLUS LINES INS CO	10172	Foreign	274,070,781	160,312,025	113,758,756	151,182,365
WESTERN GEN INS CO	27502	Foreign	85,567,788	65,082,670	20,485,118	0
WESTERN PACIFIC MUT INS CO RRG	40940	Foreign	151,777,389	28,567,098	123,210,291	200,483
WESTERN SURETY CO	13188	Foreign	2,101,389,646	533,948,430	1,567,441,217	25,876,347
WESTERN WORLD INS CO	13196	Foreign	801,542,069	479,123,136	322,418,933	79,618,402
WESTFIELD INS CO	24112	Foreign	2,998,829,719	1,714,150,001	1,284,679,718	120,432,979
WESTFIELD NATL INS CO	24120	Foreign	714,763,148	377,507,320	337,255,828	0
WESTON INS CO	14930	Domestic	87,805,883	49,395,418	38,410,465	60,873,127
WESTPORT INS CORP	39845	Foreign	4,781,946,499	3,302,920,105	1,479,026,394	62,139,963
WHITE PINE INS CO	11932	Foreign	57,029,554	33,768,454	23,261,100	7,679,882
WILLIAMSBURG NATL INS CO	25780	Foreign	19,150,777	839,963	18,310,815	0
WILSHIRE INS CO	13234	Foreign	336,376,370	216,476,349	119,900,021	28,873,889
WORK FIRST CAS CO	31232	Foreign	64,954,466	44,033,012	20,921,454	206,534
WRIGHT NATL FLOOD INS CO	11523	Foreign	38,335,810	8,783,835	29,551,975	285,972,004
X L INS CO OF NY	40193	Foreign	271,074,951	216,726,120	54,348,831	0
XL INS AMER INC	24554	Foreign	1,051,251,093	792,778,366	258,472,727	49,878,830
XL REINS AMER INC	20583	Foreign	8,895,781,604	6,627,040,412	2,268,741,192	0
XL SELECT	19607	Foreign	191,106,922	144,484,055	46,622,867	0
XL SPECIALTY INS CO	37885	Foreign	1,307,872,590	1,026,223,268	281,649,322	99,323,889
YEL CO INS	44415	Domestic	14,606,788	5,510,546	9,096,242	1,198,076
YOSEMITE INS CO	26220	Foreign	99,833,991	62,887,626	36,946,365	-171,721
ZALE IND CO	30325	Foreign	27,060,887	839,695	26,221,192	0
ZENITH INS CO	13269	Foreign	1,708,513,455	1,176,677,480	531,835,975	155,605,632
ZURICH AMER INS CO	16535	Foreign	30,415,981,911	22,742,549,226	7,673,432,686	412,183,999
ZURICH AMER INS CO OF IL	27855	Foreign	51,006,072	16,665,787	34,340,285	12,125,055

SOURCE: NAIC ANNUAL STATEMENT – EXH. OF ASSETS; EXH. OF LIABILITIES, SURPLUS AND OTHER FUNDS; STATE PAGE

TOP INSURANCE WRITERS*, BY PRODUCT TYPE

Calendar Year 2019

Pursuant to section 624.313(1)(f), F.S.

RANK	COMPANY	NAIC CODE	STATEMENT TYPE	DIRECT PREMIUMS WRITTEN (\$)	MARKET SHARE (%)
ACCIDENT AND HEALTH, TOTAL PREMIUMS: \$81,147,772,545					
1	BCBS OF FL	98167	X	11,507,255,761	14.2
2	HUMANA MEDICAL PLAN INC	95270	X	9,109,328,228	11.2
3	UNITEDHEALTHCARE INS CO	79413	L	7,406,551,978	9.1
4	WELLCARE OF FL INC	95081	X	6,806,480,894	8.4
5	HEALTH OPTIONS INC	95089	X	5,715,620,289	7.0
6	SUNSHINE STATE HLTH PLAN INC	13148	X	4,111,864,438	5.1
7	SIMPLY HLTHCARE PLANS INC	13726	X	3,277,428,736	4.0
8	PREFERRED CARE PARTNERS INC	11176	X	2,580,102,857	3.2
9	HUMANA INS CO	73288	X	2,151,529,322	2.7
10	CAREPLUS HLTH PLANS INC	95092	X	2,138,346,012	2.6
11	AETNA LIFE INS CO	60054	L	2,068,996,453	2.5
12	UNITED HLTHCARE OF FL INC	95264	X	2,068,030,475	2.5
13	AETNA HLTH INC FL CORP	95088	X	1,462,365,018	1.8
14	CELTIC INS CO	80799	X	1,408,136,762	1.7
15	CIGNA HLTH & LIFE INS CO	67369	L	1,405,958,975	1.7
16	FREEDOM HLTH INC	10119	X	1,149,085,458	1.4
17	HEALTH SUN HLTH PLANS	10122	X	1,089,763,717	1.3
18	CAPITAL HLTH PLAN INC	95112	X	898,817,956	1.1
19	HEALTHSPRING OF FL INC	11532	X	860,431,813	1.1
20	NEIGHBORHOOD HLTH PARTNERSHIP INC	95123	X	840,510,970	1.0

AGGREGATE WRITE-INS FOR OTHER LINES OF BUSINESS, TOTAL PREMIUMS: \$241,810,241					
1	JEFFERSON INS CO	11630	P	76,057,576	31.5
2	COURTESY INS CO	26492	P	59,492,830	24.6
3	ARCH INS CO	11150	P	27,530,616	11.4
4	CATERPILLAR INS CO	11255	P	15,076,739	6.2
5	INDIAN HARBOR INS CO	36940	P	10,237,562	4.2
6	AMERICAN ROAD INS CO	19631	P	10,049,632	4.2
7	GENERALI US BRANCH	11231	P	9,142,928	3.8
8	BCS INS CO	38245	P	7,169,930	3.0
9	ARAG INS CO	34738	P	7,045,232	2.9
10	MIDWEST EMPLOYERS CAS CO	23612	P	4,620,650	1.9
11	TRITON INS CO	41211	P	4,500,666	1.9
12	XL SPECIALTY INS CO	37885	P	2,873,217	1.2
13	TOYOTA MOTOR INS CO	37621	P	2,512,561	1.0

AIRCRAFT (ALL PERILS), TOTAL PREMIUMS: \$135,673,680					
1	NATIONAL UNION FIRE INS CO OF PITTS	19445	P	17,875,370	13.2
2	STARR IND & LIAB CO	38318	P	17,244,956	12.7
3	ENDURANCE ASSUR CORP	11551	P	14,493,606	10.7
4	QBE INS CORP	39217	P	12,320,190	9.1
5	XL SPECIALTY INS CO	37885	P	10,955,975	8.1
6	ALLIANZ GLOBAL RISKS US INS CO	35300	P	7,328,108	5.4
7	OLD REPUBLIC INS CO	24147	P	6,966,426	5.1
8	GREAT AMER INS CO	16691	P	6,137,174	4.5
9	AMERICAN ALT INS CORP	19720	P	5,280,725	3.9
10	ACE AMER INS CO	22667	P	5,024,028	3.7
11	LIBERTY MUT INS CO	23043	P	4,416,059	3.3
12	STARR SURPLUS LINES INS CO	13604	P	3,967,646	2.9
13	US SPECIALTY INS CO	29599	P	3,028,531	2.2
14	HALLMARK INS CO	34037	P	2,605,423	1.9
15	NATIONAL IND CO OF THE SOUTH	42137	P	2,540,348	1.9
16	NORTH AMER ELITE INS CO	29700	P	1,921,598	1.4
17	INSURANCE CO OF THE STATE OF PA	19429	P	1,902,035	1.4
18	TOKIO MARINE AMER INS CO	10945	P	1,748,532	1.3
19	HARCO NATL INS CO	26433	P	1,634,650	1.2
20	AVEMCO INS CO	10367	P	1,395,884	1.0
21	STARSTONE NATL INS CO	25496	P	1,375,251	1.0

* with rank 10 or less, or at least 1% market share

Source: NAIC Annual Statement, State Page

TOP INSURANCE WRITERS*, BY PRODUCT TYPE

Calendar Year 2019

Pursuant to section 624.313(1)(f), F.S.

RANK	COMPANY	NAIC CODE	STATEMENT TYPE	DIRECT PREMIUMS WRITTEN (\$)	MARKET SHARE (%)
ALLIED LINES, TOTAL PREMIUMS: \$2,670,603,394					
1	CITIZENS PROP INS CORP	10064	P	337,179,197	12.6
2	AMERICAN COASTAL INS CO	12968	P	302,302,199	11.3
3	AMERICAN SECURITY INS CO	42978	P	201,446,794	7.5
4	LEXINGTON INS CO	19437	P	138,032,745	5.2
5	WESTCHESTER SURPLUS LINES INS CO	10172	P	98,345,828	3.7
6	ZURICH AMER INS CO	16535	P	89,010,168	3.3
7	FACTORY MUT INS CO	21482	P	73,291,161	2.7
8	QBE SPECIALTY INS CO	11515	P	70,313,842	2.6
9	UNIVERSAL PROP & CAS INS	10861	P	62,204,731	2.3
10	WESTON INS CO	14930	P	60,873,127	2.3
11	AMERICAN INTEGRITY INS CO OF FL	12841	P	56,814,955	2.1
12	ASI PREFERRED INS CORP	13142	P	54,247,083	2.0
13	EVEREST IND INS CO	10851	P	50,166,244	1.9
14	SCOTTSDALE INS CO	41297	P	50,088,014	1.9
15	SAFEPOINT INS CO	15341	P	49,311,447	1.8
16	ENDURANCE AMER SPECIALTY INS CO	41718	P	47,711,937	1.8
17	NATIONAL FIRE & MARINE INS CO	20079	P	47,664,695	1.8
18	QBE INS CORP	39217	P	47,315,923	1.8
19	AXIS SURPLUS INS CO	26620	P	36,725,604	1.4
20	LANDMARK AMER INS CO	33138	P	36,512,239	1.4
21	EVEREST NATL INS CO	10120	P	33,773,710	1.3
22	WESTPORT INS CORP	39845	P	33,376,762	1.2
23	HERITAGE PROP & CAS INS CO	14407	P	30,969,199	1.2
24	ST JOHNS INS CO INC	11844	P	29,643,195	1.1
25	WESTERN WORLD INS CO	13196	P	29,059,907	1.1
26	TOWER HILL SIGNATURE INS CO	12538	P	28,886,056	1.1

ANNUITY CONSIDERATIONS, TOTAL PREMIUMS: \$22,610,842,586					
1	LINCOLN NATL LIFE INS CO	65676	L	1,532,645,946	6.8
2	JACKSON NATL LIFE INS CO	65056	L	1,486,857,618	6.6
3	NATIONWIDE LIFE INS CO	66869	L	1,244,272,501	5.5
4	AMERICAN GEN LIFE INS CO	60488	L	1,063,026,953	4.7
5	AXA EQUITABLE LIFE INS CO	62944	L	978,711,532	4.3
6	ALLIANZ LIFE INS CO OF N AMER	90611	L	944,901,170	4.2
7	VOYA RETIREMENT INS & ANN CO	86509	L	826,857,573	3.7
8	FORETHOUGHT LIFE INS CO	91642	L	821,278,502	3.6
9	ATHENE ANN & LIFE CO	61689	L	771,198,107	3.4
10	PACIFIC LIFE INS CO	67466	L	721,173,963	3.2
11	VARIABLE ANN LIFE INS CO	70238	L	683,915,102	3.0
12	NEW YORK LIFE INS & ANN CORP	91596	L	662,377,644	2.9
13	PRUCO LIFE INS CO	79227	L	604,061,914	2.7
14	MASSACHUSETTS MUT LIFE INS CO	65935	L	550,717,843	2.4
15	BRIGHTHOUSE LIFE INS CO	87726	L	538,953,592	2.4
16	PRUDENTIAL INS CO OF AMER	68241	L	471,819,868	2.1
17	NATIONWIDE LIFE & ANN INS CO	92657	L	448,342,764	2.0
18	PRINCIPAL LIFE INS CO	61271	L	438,981,639	1.9
19	GREAT AMER LIFE INS CO	63312	L	434,898,024	1.9
20	TEACHERS INS & ANN ASSOC OF AMER	69345	L	362,466,491	1.6
21	SYMETRA LIFE INS CO	68608	L	354,827,820	1.6
22	RIVERSOURCE LIFE INS CO	65005	L	320,671,311	1.4
23	AMERICAN EQUITY INVEST LIFE INS CO	92738	L	308,794,855	1.4
24	TRANSAMERICA LIFE INS CO	86231	L	292,009,646	1.3
25	FIDELITY & GUAR LIFE INS CO	63274	L	269,692,722	1.2
26	METROPOLITAN TOWER LIFE INS CO	97136	L	239,764,073	1.1

* with rank 10 or less, or at least 1% market share

Source: NAIC Annual Statement, State Page

TOP INSURANCE WRITERS*, BY PRODUCT TYPE

Calendar Year 2019

Pursuant to section 624.313(1)(f), F.S.

RANK	COMPANY	NAIC CODE	STATEMENT TYPE	DIRECT PREMIUMS WRITTEN (\$)	MARKET SHARE (%)
BOILER AND MACHINERY, TOTAL PREMIUMS: \$69,276,610					
1	FACTORY MUT INS CO	21482	P	22,898,030	33.1
2	TRAVELERS PROP CAS CO OF AMER	25674	P	5,385,937	7.8
3	HARTFORD STEAM BOIL INSPEC & INS CO	11452	P	4,544,160	6.6
4	LEXINGTON INS CO	19437	P	4,023,728	5.8
5	CONTINENTAL CAS CO	20443	P	3,849,289	5.6
6	FEDERAL INS CO	20281	P	3,169,970	4.6
7	XL INS AMER INC	24554	P	2,388,940	3.4
8	ZURICH AMER INS CO	16535	P	1,668,444	2.4
9	INDIAN HARBOR INS CO	36940	P	1,256,547	1.8
10	AMERICAN GUAR & LIAB INS	26247	P	990,605	1.4
11	LIBERTY MUT FIRE INS CO	23035	P	977,770	1.4
12	AFFILIATED FM INS CO	10014	P	821,147	1.2
13	NATIONWIDE INS CO OF AMER	25453	P	751,394	1.1
14	TRAVELERS IND CO OF AMER	25666	P	746,927	1.1
15	NEW HAMPSHIRE INS CO	23841	P	742,882	1.1
16	FEDERATED MUT INS CO	13935	P	708,498	1.0
BURGLARY AND THEFT, TOTAL PREMIUMS: \$26,263,678					
1	TRAVELERS CAS & SURETY CO OF AMER	31194	P	5,964,176	22.7
2	HISCOX INS CO INC	10200	P	3,146,056	12.0
3	ASPEN SPECIALTY INS CO	10717	P	2,584,601	9.8
4	FEDERAL INS CO	20281	P	1,682,197	6.4
5	CUMIS INS SOCIETY INC	10847	P	1,186,327	4.5
6	NATIONAL UNION FIRE INS CO OF PITTS	19445	P	956,755	3.6
7	STEADFAST INS CO	26387	P	878,699	3.3
8	UNITED CAS INS CO OF AMER	11142	P	814,090	3.1
9	ZURICH AMER INS CO	16535	P	803,870	3.1
10	CONTINENTAL CAS CO	20443	P	718,620	2.7
11	US SPECIALTY INS CO	29599	P	709,024	2.7
12	PHILADELPHIA IND INS CO	18058	P	673,586	2.6
13	XL SPECIALTY INS CO	37885	P	465,755	1.8
14	THE CINCINNATI INS CO	10677	P	405,386	1.5
15	UNITED STATES LIAB INS CO	25895	P	334,826	1.3
16	HOUSTON CAS CO	42374	P	314,564	1.2
17	INDIAN HARBOR INS CO	36940	P	285,782	1.1
18	MASSACHUSETTS BAY INS CO	22306	P	282,140	1.1
19	HARTFORD FIRE INS CO	19682	P	264,816	1.0
COMMERCIAL AUTO, TOTAL PREMIUMS: \$3,562,637,569					
1	PROGRESSIVE EXPRESS INS CO	10193	P	784,202,976	22.0
2	AUTO OWNERS INS CO	18988	P	135,142,837	3.8
3	ACE AMER INS CO	22667	P	121,686,114	3.4
4	OWNERS INS CO	32700	P	105,976,809	3.0
5	CLEAR BLUE INS CO	28860	P	74,783,734	2.1
6	ALLSTATE INS CO	19232	P	68,896,978	1.9
7	GRANADA INS CO	16870	P	64,974,237	1.8
8	AMGUARD INS CO	42390	P	57,772,351	1.6
9	ZURICH AMER INS CO	16535	P	55,369,864	1.6
10	FCCI INS CO	10178	P	53,410,190	1.5
11	WESTFIELD INS CO	24112	P	51,085,814	1.4
12	NATIONAL IND CO OF THE SOUTH	42137	P	50,614,061	1.4
13	STATE FARM MUT AUTO INS CO	25178	P	47,014,169	1.3
14	ASCENDANT COMMERCIAL INS INC	13683	P	46,508,987	1.3
15	GOVERNMENT EMPLOYEES INS CO	22063	P	44,918,202	1.3
16	OLD DOMINION INS CO	40231	P	43,973,992	1.2
17	OHIO SECURITY INS CO	24082	P	43,374,170	1.2
18	PRIME PROP & CAS INS INC	14371	P	38,187,348	1.1

* with rank 10 or less, or at least 1% market share

TOP INSURANCE WRITERS*, BY PRODUCT TYPE

Calendar Year 2019

Pursuant to section 624.313(1)(f), F.S.

RANK	COMPANY	NAIC CODE	STATEMENT TYPE	DIRECT PREMIUMS WRITTEN (\$)	MARKET SHARE (%)
COMMERCIAL MULTIPLE PERIL, TOTAL PREMIUMS: \$2,092,258,606					
1	PHILADELPHIA IND INS CO	18058	P	105,426,345	5.0
2	AMERICAN CAPITAL ASSUR CORP	12601	P	80,095,112	3.8
3	OHIO SECURITY INS CO	24082	P	76,707,447	3.7
4	HERITAGE PROP & CAS INS CO	14407	P	73,499,269	3.5
5	MAIN STREET AMER PROTECTION INS CO	13026	P	71,403,507	3.4
6	SOUTHERN OWNERS INS CO	10190	P	67,122,003	3.2
7	SCOTTSDALE INS CO	41297	P	64,453,083	3.1
8	ZURICH AMER INS CO	16535	P	62,793,616	3.0
9	UNITED SPECIALTY INS CO	12537	P	61,065,854	2.9
10	ACE AMER INS CO	22667	P	58,701,424	2.8
11	ASPEN SPECIALTY INS CO	10717	P	43,490,949	2.1
12	INDIAN HARBOR INS CO	36940	P	43,257,404	2.1
13	STEADFAST INS CO	26387	P	41,208,150	2.0
14	TOWER HILL PRIME INS CO	11027	P	37,741,846	1.8
15	SAFETY SPECIALTY INS CO	13815	P	36,626,269	1.8
16	INDEPENDENT SPECIALTY INS CO	39640	P	34,968,347	1.7
17	FIRST COMMUNITY INS CO	13990	P	34,921,320	1.7
18	INTEGON NATL INS CO	29742	P	34,405,301	1.6
19	WESTFIELD INS CO	24112	P	33,395,907	1.6
20	HARTFORD FIRE INS CO	19682	P	32,829,965	1.6
21	FEDERAL INS CO	20281	P	31,690,556	1.5
22	INTERSTATE FIRE & CAS CO	22829	P	29,179,103	1.4
23	DEPOSITORS INS CO	42587	P	28,561,157	1.4
24	NATIONWIDE INS CO OF AMER	25453	P	28,100,958	1.3
25	FRONTLINE INS UNLIMITED CO	10074	P	25,794,182	1.2
26	GRANADA INS CO	16870	P	24,018,002	1.1
27	CHARTER OAK FIRE INS CO	25615	P	22,058,113	1.1
28	AMGUARD INS CO	42390	P	21,872,187	1.0
29	STATE FARM FL INS CO	10739	P	21,655,178	1.0
CREDIT, TOTAL PREMIUMS: \$132,625,313					
1	EULER HERMES N AMER INS CO	20516	P	34,812,082	26.2
2	GREAT AMER ASSUR CO	26344	P	20,657,397	15.6
3	GREAT AMER E&S INS CO	37532	P	18,791,502	14.2
4	OHIO IND CO	26565	P	9,651,957	7.3
5	OLD REPUBLIC INS CO	24147	P	8,873,330	6.7
6	COFACE N AMER INS CO	31887	P	7,626,607	5.8
7	ARCH INS CO	11150	P	6,191,756	4.7
8	ATRADIUS TRADE CREDIT INS CO	25422	P	4,491,019	3.4
9	ATLANTIC SPECIALTY INS CO	27154	P	3,652,743	2.8
10	FIRST COLONIAL INS CO	29980	P	3,312,272	2.5
11	QBE INS CORP	39217	P	2,638,215	2.0
12	OLD UNITED CAS CO	37060	P	1,934,914	1.5
13	SCOTTSDALE INS CO	41297	P	1,827,484	1.4
14	GREAT AMER INS CO	16691	P	1,773,715	1.3
15	AMERICAN NATL PROP & CAS CO	28401	P	1,503,743	1.1
DEPOSIT-TYPE CONTRACT FUNDS, TOTAL PREMIUMS: \$1,491,998,223					
1	PRINCIPAL LIFE INS CO	61271	L	442,154,502	29.6
2	MASSACHUSETTS MUT LIFE INS CO	65935	L	299,575,197	20.1
3	PRUDENTIAL RETIREMENT INS & ANN CO	93629	L	183,126,646	12.3
4	VARIABLE ANN LIFE INS CO	70238	L	144,638,189	9.7
5	TALCOTT RESOLUTION LIFE INS CO	88072	L	104,598,226	7.0
6	KNIGHTS OF COLUMBUS	58033	L	35,527,240	2.4
7	NEW YORK LIFE INS & ANN CORP	91596	L	32,663,374	2.2
8	SYMETRA LIFE INS CO	68608	L	28,315,099	1.9
9	PRUDENTIAL INS CO OF AMER	68241	L	20,974,969	1.4
10	UNITED OF OMAHA LIFE INS CO	69868	L	15,411,602	1.0

* with rank 10 or less, or at least 1% market share

TOP INSURANCE WRITERS*, BY PRODUCT TYPE

Calendar Year 2019

Pursuant to section 624.313(1)(f), F.S.

RANK	COMPANY	NAIC CODE	STATEMENT TYPE	DIRECT PREMIUMS WRITTEN (\$)	MARKET SHARE (%)
EARTHQUAKE, TOTAL PREMIUMS: \$26,339,142					
1	ENDURANCE AMER SPECIALTY INS CO	41718	P	5,010,514	19.0
2	EVANSTON INS CO	35378	P	3,175,887	12.1
3	LEXINGTON INS CO	19437	P	2,938,497	11.2
4	XL INS AMER INC	24554	P	1,745,614	6.6
5	IRONSHORE SPECIALTY INS CO	25445	P	1,461,990	5.6
6	NATIONAL FIRE & MARINE INS CO	20079	P	1,113,998	4.2
7	HOUSTON CAS CO	42374	P	1,100,976	4.2
8	MAXUM IND CO	26743	P	1,049,652	4.0
9	WESTCHESTER SURPLUS LINES INS CO	10172	P	1,002,579	3.8
10	ALLIANZ GLOBAL RISKS US INS CO	35300	P	806,282	3.1
11	ZURICH AMER INS CO	16535	P	629,380	2.4
12	ARCH SPECIALTY INS CO	21199	P	601,400	2.3
13	INDIAN HARBOR INS CO	36940	P	542,149	2.1
14	PRINCETON EXCESS & SURPLUS LINES INS	10786	P	452,580	1.7
15	ALLIED WORLD ASSUR CO US INC	19489	P	438,563	1.7
16	ACE AMER INS CO	22667	P	406,528	1.5
17	AXIS SURPLUS INS CO	26620	P	343,222	1.3
18	HALLMARK SPECIALTY INS CO	26808	P	342,957	1.3
19	CRUM & FORSTER SPECIALTY INS CO	44520	P	315,264	1.2
20	QBE SPECIALTY INS CO	11515	P	285,474	1.1

EXCESS WORKERS' COMPENSATION, TOTAL PREMIUMS: \$62,955,503					
1	SAFETY NATL CAS CORP	15105	P	28,131,820	44.7
2	ACE AMER INS CO	22667	P	8,245,886	13.1
3	ARCH INS CO	11150	P	7,887,669	12.5
4	STATE NATL INS CO INC	12831	P	3,284,217	5.2
5	NEW YORK MARINE & GEN INS CO	16608	P	2,545,628	4.0
6	COLONY INS CO	39993	P	2,159,344	3.4
7	NATIONAL UNION FIRE INS CO OF PITTS	19445	P	1,733,920	2.8
8	EVANSTON INS CO	35378	P	1,695,540	2.7
9	LM INS CORP	33600	P	1,563,066	2.5
10	ZURICH AMER INS CO	16535	P	1,325,047	2.1
11	EVEREST NATL INS CO	10120	P	1,289,999	2.0
12	TRAVELERS PROP CAS CO OF AMER	25674	P	1,001,791	1.6
13	FEDERATED RURAL ELECTRIC INS EXCH	11118	P	750,316	1.2

FARMOWNERS MULTIPLE PERIL, TOTAL PREMIUMS: \$23,427,545					
1	GREAT AMER ASSUR CO	26344	P	9,135,688	39.0
2	GREAT AMER INS CO OF NY	22136	P	3,003,062	12.8
3	TRAVELERS IND CO	25658	P	1,613,149	6.9
4	SCOTTSDALE INS CO	41297	P	1,558,304	6.7
5	GREAT AMER INS CO	16691	P	1,556,655	6.6
6	AMERICAN RELIABLE INS CO	19615	P	1,483,623	6.3
7	CHARTER OAK FIRE INS CO	25615	P	1,039,378	4.4
8	TRAVELERS IND CO OF AMER	25666	P	960,842	4.1
9	INDEMNITY INS CO OF NORTH AMER	43575	P	804,345	3.4
10	MARKEL INS CO	38970	P	734,011	3.1
11	GREAT AMER ALLIANCE INS CO	26832	P	469,195	2.0
12	TRAVELERS IND CO OF CT	25682	P	461,537	2.0
13	GEMINI INS CO	10833	P	409,081	1.7

* with rank 10 or less, or at least 1% market share

Source: NAIC Annual Statement, State Page

TOP INSURANCE WRITERS*, BY PRODUCT TYPE

Calendar Year 2019

Pursuant to section 624.313(1)(f), F.S.

RANK	COMPANY	NAIC CODE	STATEMENT TYPE	DIRECT PREMIUMS WRITTEN (\$)	MARKET SHARE (%)
FEDERAL FLOOD, TOTAL PREMIUMS: \$859,227,969					
1	WRIGHT NATL FLOOD INS CO	11523	P	285,223,511	33.2
2	AMERICAN BANKERS INS CO OF FL	10111	P	111,973,620	13.0
3	ALLSTATE INS CO	19232	P	70,118,165	8.2
4	HARTFORD INS CO OF THE MIDWEST	37478	P	64,511,313	7.5
5	AMERICAN STRATEGIC INS CORP	10872	P	60,951,829	7.1
6	SELECTIVE INS CO OF THE SOUTHEAST	39926	P	37,080,280	4.3
7	FIRST COMMUNITY INS CO	13990	P	30,730,007	3.6
8	USAA GEN IND CO	18600	P	29,890,594	3.5
9	OCCIDENTAL FIRE & CAS CO OF NC	23248	P	19,375,591	2.3
10	AUTO CLUB S INS CO	41041	P	17,194,966	2.0
11	FEDNAT INS CO	10790	P	16,194,715	1.9
12	IMPERIAL FIRE & CAS INS CO	44369	P	16,154,737	1.9
13	PHILADELPHIA IND INS CO	18058	P	12,006,905	1.4
14	OLD DOMINION INS CO	40231	P	11,233,466	1.3
15	UNITED PROP & CAS INS CO	10969	P	10,555,283	1.2
16	FIRST PROTECTIVE INS CO	10897	P	8,635,477	1.0
FIDELITY, TOTAL PREMIUMS: \$64,444,564					
1	TRAVELERS CAS & SURETY CO OF AMER	31194	P	13,121,057	20.4
2	FEDERAL INS CO	20281	P	8,819,825	13.7
3	NATIONAL UNION FIRE INS CO OF PITTS	19445	P	3,402,725	5.3
4	GREAT AMER INS CO	16691	P	3,380,468	5.2
5	HANOVER INS CO	22292	P	3,218,025	5.0
6	PHILADELPHIA IND INS CO	18058	P	2,957,366	4.6
7	HARTFORD FIRE INS CO	19682	P	2,897,140	4.5
8	CUMIS INS SOCIETY INC	10847	P	2,824,308	4.4
9	CONTINENTAL CAS CO	20443	P	2,728,822	4.2
10	AXIS INS CO	37273	P	2,021,931	3.1
11	ZURICH AMER INS CO	16535	P	1,847,261	2.9
12	BEAZLEY INS CO INC	37540	P	1,532,689	2.4
13	WESTERN SURETY CO	13188	P	1,304,574	2.0
14	UNITED STATES FIRE INS CO	21113	P	883,088	1.4
15	FIDELITY & DEPOSIT CO OF MD	39306	P	882,468	1.4
16	COLONIAL SURETY CO	10758	P	786,026	1.2
17	SOUTHERN OWNERS INS CO	10190	P	752,966	1.2
18	OHIO CAS INS CO	24074	P	746,500	1.2
19	OLD REPUBLIC SURETY CO	40444	P	644,516	1.0
FINANCIAL GUARANTY, TOTAL PREMIUMS: \$4,305,084					
1	ASSURED GUAR MUNICIPAL CORP	18287	P	3,520,726	81.8
2	BUILD AMER MUT ASSUR CO	14380	P	537,280	12.5
3	MBIA INS CORP	12041	P	232,370	5.4
4	AMBAC ASSUR CORP	18708	P	14,708	0.3
FIRE, TOTAL PREMIUMS: \$1,315,934,322					
1	SECURITY FIRST INS CO	10117	P	81,119,646	6.2
2	FEDNAT INS CO	10790	P	64,262,284	4.9
3	LEXINGTON INS CO	19437	P	62,203,516	4.7
4	PEOPLES TRUST INS CO	13125	P	61,739,068	4.7
5	ARCH SPECIALTY INS CO	21199	P	59,952,769	4.6
6	GENERAL SECURITY IND CO OF AZ	20559	P	52,377,864	4.0
7	AMERICAN SECURITY INS CO	42978	P	48,934,308	3.7
8	STARR SURPLUS LINES INS CO	13604	P	48,829,658	3.7
9	CAPITOL PREFERRED INS CO	10908	P	43,699,000	3.3
10	QBE SPECIALTY INS CO	11515	P	33,664,595	2.6
11	HOMEOWNERS CHOICE PROP & CAS INS CO	12944	P	30,478,376	2.3
12	SOUTHERN FIDELITY INS CO INC	10136	P	30,136,892	2.3
13	FACTORY MUT INS CO	21482	P	28,724,006	2.2
14	UNITED PROP & CAS INS CO	10969	P	28,309,288	2.2
15	INDIAN HARBOR INS CO	36940	P	27,357,902	2.1

* with rank 10 or less, or at least 1% market share

Source: NAIC Annual Statement, State Page

TOP INSURANCE WRITERS*, BY PRODUCT TYPE

Calendar Year 2019

Pursuant to section 624.313(1)(f), F.S.

RANK	COMPANY	NAIC CODE	STATEMENT TYPE	DIRECT PREMIUMS WRITTEN (\$)	MARKET SHARE (%)
FIRE, TOTAL PREMIUMS: \$1,315,934,322					
16	AMERICAN INTEGRITY INS CO OF FL	12841	P	26,813,288	2.0
17	WESTCHESTER SURPLUS LINES INS CO	10172	P	25,962,188	2.0
18	EMPIRE IND INS CO	21334	P	22,077,128	1.7
19	SCOTTSDALE INS CO	41297	P	21,316,820	1.6
20	IRONSHORE SPECIALTY INS CO	25445	P	19,430,744	1.5
21	CITIZENS PROP INS CORP	10064	P	19,042,095	1.4
22	FIRST PROTECTIVE INS CO	10897	P	18,854,368	1.4
23	SOUTHERN OAK INS CO	12247	P	17,868,322	1.4
24	ZURICH AMER INS CO	16535	P	17,268,848	1.3
25	UNIVERSAL INS CO OF NA	11986	P	17,217,452	1.3
26	ASI PREFERRED INS CORP	13142	P	17,140,214	1.3
27	LANDMARK AMER INS CO	33138	P	16,471,146	1.3
28	FLORIDA FAMILY INS CO	10688	P	14,699,325	1.1
29	EMPLOYERS INS CO OF WAUSAU	21458	P	13,194,966	1.0
HOMEOWNERS MULTIPLE PERIL, TOTAL PREMIUMS: \$10,080,722,267					
1	UNIVERSAL PROP & CAS INS	10861	P	984,619,583	9.8
2	STATE FARM FL INS CO	10739	P	641,797,072	6.4
3	CITIZENS PROP INS CORP	10064	P	520,338,320	5.2
4	FEDNAT INS CO	10790	P	383,341,693	3.8
5	HERITAGE PROP & CAS INS CO	14407	P	372,415,078	3.7
6	SECURITY FIRST INS CO	10117	P	352,907,995	3.5
7	ST JOHNS INS CO INC	11844	P	315,876,365	3.1
8	ASI PREFERRED INS CORP	13142	P	300,590,680	3.0
9	FIRST PROTECTIVE INS CO	10897	P	296,384,052	2.9
10	HOMEOWNERS CHOICE PROP & CAS INS CO	12944	P	271,674,546	2.7
11	AMERICAN INTEGRITY INS CO OF FL	12841	P	256,968,651	2.5
12	FEDERAL INS CO	20281	P	237,638,172	2.4
13	UNITED SERV AUTOMOBILE ASSN	25941	P	236,099,146	2.3
14	FLORIDA PENINSULA INS CO	10132	P	218,479,243	2.2
15	UNITED PROP & CAS INS CO	10969	P	208,866,788	2.1
16	TOWER HILL PRIME INS CO	11027	P	205,550,120	2.0
17	FAMILY SECURITY INS CO INC	14432	P	178,262,286	1.8
18	PEOPLES TRUST INS CO	13125	P	173,193,238	1.7
19	OLYMPUS INS CO	12954	P	171,813,119	1.7
20	AIG PROP CAS CO	19402	P	153,422,574	1.5
21	CAPITOL PREFERRED INS CO	10908	P	122,682,331	1.2
22	USAA CAS INS CO	25968	P	121,811,504	1.2
23	AMERICAN TRADITIONS INS CO	12359	P	116,930,785	1.2
24	TOWER HILL SIGNATURE INS CO	12538	P	116,009,712	1.2
25	AUTO CLUB INS CO OF FL	12813	P	107,501,453	1.1
26	TOWER HILL PREFERRED INS CO	29050	P	107,030,081	1.1
27	EDISON INS CO	12482	P	106,714,247	1.1
28	PRIVILEGE UNDERWRITERS RECP EXCH	12873	P	106,239,333	1.1
INLAND MARINE, TOTAL PREMIUMS: \$1,633,264,477					
1	CONTINENTAL CAS CO	20443	P	232,369,033	14.2
2	LIBERTY INS UNDERWRITERS INC	19917	P	142,821,678	8.7
3	AMERICAN BANKERS INS CO OF FL	10111	P	55,385,988	3.4
4	AMERICAN ZURICH INS CO	40142	P	48,741,939	3.0
5	NATIONAL UNION FIRE INS CO OF PITTS	19445	P	47,472,869	2.9
6	FEDERAL INS CO	20281	P	43,922,384	2.7
7	PROGRESSIVE AMER INS CO	24252	P	41,732,069	2.6
8	STATE FARM FL INS CO	10739	P	36,165,427	2.2
9	GEICO MARINE INS CO	37923	P	35,977,357	2.2
10	NATIONAL CAS CO	11991	P	35,867,393	2.2
11	AMERICAN HOME ASSUR CO	19380	P	35,066,098	2.1
12	LEXINGTON INS CO	19437	P	34,171,919	2.1
13	UNITED STATES FIRE INS CO	21113	P	30,548,710	1.9
14	JEWELERS MUT INS CO	14354	P	28,920,520	1.8
15	NEW HAMPSHIRE INS CO	23841	P	26,388,507	1.6

* with rank 10 or less, or at least 1% market share

Source: NAIC Annual Statement, State Page

TOP INSURANCE WRITERS*, BY PRODUCT TYPE

Calendar Year 2019

Pursuant to section 624.313(1)(f), F.S.

RANK	COMPANY	NAIC CODE	STATEMENT TYPE	DIRECT PREMIUMS WRITTEN (\$)	MARKET SHARE (%)
INLAND MARINE, TOTAL PREMIUMS: \$1,633,264,477					
16	AMERICAN PET INS CO	12190	P	25,759,963	1.6
17	AMERICAN SECURITY INS CO	42978	P	24,717,974	1.5
18	PROGRESSIVE SELECT INS CO	10192	P	24,533,246	1.5
19	ZURICH AMER INS CO	16535	P	21,683,147	1.3
20	FACTORY MUT INS CO	21482	P	20,366,578	1.2
21	LYNDON SOUTHERN INS CO	10051	P	20,077,400	1.2
22	AGCS MARINE INS CO	22837	P	19,758,544	1.2
23	TRAVELERS PROP CAS CO OF AMER	25674	P	19,652,552	1.2
24	XL SPECIALTY INS CO	37885	P	17,260,507	1.1
25	OLD REPUBLIC INS CO	24147	P	16,983,152	1.0
26	BERKSHIRE HATHAWAY SPECIALTY INS CO	22276	P	16,754,419	1.0
LIFE, TOTAL PREMIUMS: \$10,839,509,672					
1	LINCOLN NATL LIFE INS CO	65676	L	837,896,529	7.7
2	NORTHWESTERN MUT LIFE INS CO	67091	L	725,529,755	6.7
3	MASSACHUSETTS MUT LIFE INS CO	65935	L	536,470,693	4.9
4	METROPOLITAN LIFE INS CO	65978	L	433,349,504	4.0
5	JOHN HANCOCK LIFE INS CO USA	65838	L	388,005,134	3.6
6	NEW YORK LIFE INS CO	66915	L	385,278,665	3.6
7	TRANSAMERICA LIFE INS CO	86231	L	318,707,740	2.9
8	PRUCO LIFE INS CO	79227	L	307,321,794	2.8
9	PACIFIC LIFE INS CO	67466	L	304,506,445	2.8
10	GUARDIAN LIFE INS CO OF AMER	64246	L	290,958,220	2.7
11	STATE FARM LIFE INS CO	69108	L	253,248,288	2.3
12	AMERICAN GEN LIFE INS CO	60488	L	247,984,311	2.3
13	PRUDENTIAL INS CO OF AMER	68241	L	216,056,547	2.0
14	PRIMERICA LIFE INS CO	65919	L	184,113,701	1.7
15	MINNESOTA LIFE INS CO	66168	L	184,081,009	1.7
16	UNITED OF OMAHA LIFE INS CO	69868	L	172,633,408	1.6
17	BRIGHTHOUSE LIFE INS CO	87726	L	161,593,237	1.5
18	MIDLAND NATL LIFE INS CO	66044	L	158,743,606	1.5
19	AXA EQUITABLE LIFE INS CO	62944	L	151,578,504	1.4
20	NEW YORK LIFE INS & ANN CORP	91596	L	126,581,166	1.2
21	PROTECTIVE LIFE INS CO	68136	L	113,681,797	1.0
22	NATIONWIDE LIFE INS CO	66869	L	113,284,498	1.0
MEDICAL PROFESSIONAL LIABILITY, TOTAL PREMIUMS: \$647,865,265					
1	DOCTORS CO AN INTERINS EXCH	34495	P	109,521,730	16.9
2	MAG MUT INS CO	42617	P	73,686,202	11.4
3	MEDICAL PROTECTIVE CO	11843	P	61,954,551	9.6
4	NORCAL MUT INS CO	33200	P	43,796,532	6.8
5	THE HLTHCARE UNDERWRITING CO RRG	10152	P	38,380,000	5.9
6	NATIONAL FIRE & MARINE INS CO	20079	P	29,457,140	4.5
7	MEDMAL DIRECT INS CO	13793	P	16,023,160	2.5
8	COLUMBIA CAS CO	31127	P	15,166,933	2.3
9	AMERICAN CAS CO OF READING PA	20427	P	14,332,663	2.2
10	PROASSURANCE CAS CO	38954	P	13,321,120	2.1
11	SAMARITAN RRG INC	12511	P	10,135,034	1.6
12	LANDMARK AMER INS CO	33138	P	9,708,554	1.5
13	MCIC VT A RECIP RRG	10697	P	9,479,829	1.5
14	COVERYS SPECIALTY INS CO	15686	P	8,249,485	1.3
15	ADMIRAL INS CO	24856	P	8,034,344	1.2
16	HEALTH CARE IND INC	35904	P	7,355,117	1.1
17	HEALTHCARE UNDERWRITERS GRP INC	12233	P	6,963,415	1.1
18	EVANSTON INS CO	35378	P	6,735,024	1.0
19	PROASSURANCE INS CO OF AMER	14460	P	6,678,247	1.0

* with rank 10 or less, or at least 1% market share

TOP INSURANCE WRITERS*, BY PRODUCT TYPE

Calendar Year 2019

Pursuant to section 624.313(1)(f), F.S.

RANK	COMPANY	NAIC CODE	STATEMENT TYPE	DIRECT PREMIUMS WRITTEN (\$)	MARKET SHARE (%)
MORTGAGE GUARANTY, TOTAL PREMIUMS: \$397,513,575					
1	RADIAN GUAR INC	33790	P	93,563,208	23.5
2	MORTGAGE GUAR INS CORP	29858	P	85,640,290	21.5
3	ESSENT GUAR INC	13634	P	64,092,784	16.1
4	GENWORTH MORTGAGE INS CORP	38458	P	54,801,943	13.8
5	ARCH MORTGAGE INS CO	40266	P	49,622,347	12.5
6	UNITED GUAR RESIDENTIAL INS CO	15873	P	22,750,733	5.7
7	NATIONAL MORTGAGE INS CORP	13695	P	22,117,697	5.6
8	REPUBLIC MORTGAGE INS CO	28452	P	4,033,995	1.0
9	MGIC IND CORP	18740	P	821,284	0.2
10	ARCH MORTGAGE GUAR CO	18732	P	69,294	0.0

RANK	COMPANY	NAIC CODE	STATEMENT TYPE	DIRECT PREMIUMS WRITTEN (\$)	MARKET SHARE (%)
MULTIPLE PERIL CROP, TOTAL PREMIUMS: \$137,046,433					
1	GREAT AMER INS CO	16691	P	29,592,157	21.6
2	ACE PROP & CAS INS CO	20699	P	28,257,488	20.6
3	AMERICAN AGRI BUSINESS INS CO	12548	P	22,862,788	16.7
4	AGRI GEN INS CO	42757	P	19,135,559	14.0
5	NAU COUNTRY INS CO	25240	P	17,053,321	12.4
6	GUIDEONE MUT INS CO	15032	P	13,877,526	10.1
7	RURAL COMM INS CO	39039	P	3,495,673	2.6
8	PRODUCERS AGRICULTURE INS CO	34312	P	1,734,496	1.3
9	STATE FARM FIRE & CAS CO	25143	P	507,542	0.4
10	TECHNOLOGY INS CO INC	42376	P	502,174	0.4

RANK	COMPANY	NAIC CODE	STATEMENT TYPE	DIRECT PREMIUMS WRITTEN (\$)	MARKET SHARE (%)
OCEAN MARINE, TOTAL PREMIUMS: \$418,875,677					
1	GEICO MARINE INS CO	37923	P	60,884,763	14.5
2	ACE AMER INS CO	22667	P	36,431,933	8.7
3	NATIONAL UNION FIRE INS CO OF PITTS	19445	P	28,590,745	6.8
4	EVEREST NATL INS CO	10120	P	21,726,292	5.2
5	TRAVELERS PROP CAS CO OF AMER	25674	P	21,196,674	5.1
6	SEVEN SEAS INS CO INC	37672	P	19,828,812	4.7
7	GREAT AMER INS CO	16691	P	16,438,566	3.9
8	XL SPECIALTY INS CO	37885	P	15,273,146	3.6
9	STARR IND & LIAB CO	38318	P	12,762,094	3.0
10	ATLANTIC SPECIALTY INS CO	27154	P	11,803,284	2.8
11	NAVIGATORS INS CO	42307	P	10,603,765	2.5
12	PRIVILEGE UNDERWRITERS RECP EXCH	12873	P	10,393,561	2.5
13	AIG PROP CAS CO	19402	P	10,380,095	2.5
14	CONTINENTAL INS CO	35289	P	10,301,532	2.5
15	ASPEN AMER INS CO	43460	P	9,339,759	2.2
16	NATIONAL SPECIALTY INS CO	22608	P	8,297,863	2.0
17	ARGONAUT INS CO	19801	P	8,089,794	1.9
18	LIBERTY MUT INS CO	23043	P	8,048,938	1.9
19	AMERICAN SOUTHERN HOME INS CO	41998	P	7,831,118	1.9
20	FEDERAL INS CO	20281	P	7,502,602	1.8
21	MARKEL AMER INS CO	28932	P	6,834,890	1.6
22	TOKIO MARINE AMER INS CO	10945	P	6,587,514	1.6
23	AXIS INS CO	37273	P	6,045,203	1.4
24	ENDURANCE ASSUR CORP	11551	P	5,418,770	1.3
25	AGCS MARINE INS CO	22837	P	5,004,922	1.2
26	US SPECIALTY INS CO	29599	P	4,937,299	1.2
27	RLI INS CO	13056	P	4,701,514	1.1

* with rank 10 or less, or at least 1% market share

TOP INSURANCE WRITERS*, BY PRODUCT TYPE

Calendar Year 2019

Pursuant to section 624.313(1)(f), F.S.

RANK	COMPANY	NAIC CODE	STATEMENT TYPE	DIRECT PREMIUMS WRITTEN (\$)	MARKET SHARE (%)
OTHER CONSIDERATIONS, TOTAL PREMIUMS: \$2,651,060,185					
1	JOHN HANCOCK LIFE INS CO USA	65838	L	1,005,735,489	37.9
2	PRUDENTIAL INS CO OF AMER	68241	L	325,070,383	12.3
3	MASSACHUSETTS MUT LIFE INS CO	65935	L	319,503,906	12.1
4	STANDARD INS CO	69019	L	202,840,350	7.7
5	TRANSAMERICA FINANCIAL LIFE INS CO	70688	L	168,380,755	6.4
6	TRANSAMERICA LIFE INS CO	86231	L	163,177,759	6.2
7	MUTUAL OF AMER LIFE INS CO	88668	L	122,399,957	4.6
8	CMFG LIFE INS CO	62626	L	90,249,807	3.4
9	MINNESOTA LIFE INS CO	66168	L	89,342,513	3.4
10	TALCOTT RESOLUTION LIFE INS CO	88072	L	67,409,002	2.5
11	NEW YORK LIFE INS CO	66915	L	56,908,836	2.1

RANK	COMPANY	NAIC CODE	STATEMENT TYPE	DIRECT PREMIUMS WRITTEN (\$)	MARKET SHARE (%)
OTHER LIABILITY, TOTAL PREMIUMS: \$6,439,529,900					
1	AMERICAN BANKERS INS CO OF FL	10111	P	2,299,353,151	35.7
2	SOUTHERN OWNERS INS CO	10190	P	119,330,802	1.9
3	FEDERAL INS CO	20281	P	98,770,213	1.5
4	EVANSTON INS CO	35378	P	92,679,042	1.4
5	ACE AMER INS CO	22667	P	89,092,092	1.4
6	UNITED SPECIALTY INS CO	12537	P	86,841,020	1.3
7	CONTINENTAL CAS CO	20443	P	74,169,885	1.2
8	NATIONAL UNION FIRE INS CO OF PITTS	19445	P	68,156,348	1.1
9	ZURICH AMER INS CO	16535	P	67,064,720	1.0
10	SCOTTSDALE INS CO	41297	P	66,454,792	1.0

RANK	COMPANY	NAIC CODE	STATEMENT TYPE	DIRECT PREMIUMS WRITTEN (\$)	MARKET SHARE (%)
PRIVATE CROP, TOTAL PREMIUMS: \$719,889					
1	RURAL COMM INS CO	39039	P	269,927	37.5
2	HUDSON INS CO	25054	P	167,647	23.3
3	GUIDEONE MUT INS CO	15032	P	166,834	23.2
4	AMERICAN AGRI BUSINESS INS CO	12548	P	50,972	7.1
5	NAU COUNTRY INS CO	25240	P	28,254	3.9
6	GREAT AMER INS CO	16691	P	24,321	3.4
7	ACE PROP & CAS INS CO	20699	P	11,201	1.6
8	PRODUCERS AGRICULTURE INS CO	34312	P	733	0.1

RANK	COMPANY	NAIC CODE	STATEMENT TYPE	DIRECT PREMIUMS WRITTEN (\$)	MARKET SHARE (%)
PRIVATE FLOOD, TOTAL PREMIUMS: \$88,352,222					
1	AMERICAN SECURITY INS CO	42978	P	15,570,469	17.6
2	AMERICAN HOME ASSUR CO	19380	P	9,425,861	10.7
3	VOYAGER IND INS CO	40428	P	9,006,121	10.2
4	ARCH SPECIALTY INS CO	21199	P	7,364,377	8.3
5	LEXINGTON INS CO	19437	P	7,293,015	8.3
6	INTEGON NATL INS CO	29742	P	5,598,818	6.3
7	ASI PREFERRED INS CORP	13142	P	5,217,859	5.9
8	INDIAN HARBOR INS CO	36940	P	3,685,007	4.2
9	ZURICH AMER INS CO	16535	P	2,704,030	3.1
10	LANDMARK AMER INS CO	33138	P	2,604,421	2.9
11	NATIONAL FIRE & MARINE INS CO	20079	P	2,007,263	2.3
12	AMERICAN STRATEGIC INS CORP	10872	P	1,957,079	2.2
13	WESTPORT INS CORP	39845	P	1,785,256	2.0
14	UNITED SPECIALTY INS CO	12537	P	1,612,051	1.8
15	EMPLOYERS INS CO OF WAUSAU	21458	P	1,603,314	1.8
16	AMERICAN GUAR & LIAB INS	26247	P	1,041,026	1.2
17	XL INS AMER INC	24554	P	985,137	1.1
18	FIRST SPECIALTY INS CORP	34916	P	891,605	1.0

* with rank 10 or less, or at least 1% market share

Source: NAIC Annual Statement, State Page

TOP INSURANCE WRITERS*, BY PRODUCT TYPE

Calendar Year 2019

Pursuant to section 624.313(1)(f), F.S.

RANK	COMPANY	NAIC CODE	STATEMENT TYPE	DIRECT PREMIUMS WRITTEN (\$)	MARKET SHARE (%)
PRIVATE PASSENGER AUTO, TOTAL PREMIUMS: \$20,668,273,400					
1	GEICO GEN INS CO	35882	P	3,022,234,877	14.6
2	STATE FARM MUT AUTO INS CO	25178	P	2,779,851,969	13.4
3	PROGRESSIVE AMER INS CO	24252	P	2,349,417,404	11.4
4	PROGRESSIVE SELECT INS CO	10192	P	1,861,869,159	9.0
5	GEICO IND CO	22055	P	1,495,421,302	7.2
6	ALLSTATE FIRE & CAS INS CO	29688	P	1,154,465,337	5.6
7	GOVERNMENT EMPLOYEES INS CO	22063	P	796,767,418	3.9
8	UNITED SERV AUTOMOBILE ASSN	25941	P	552,471,025	2.7
9	USAA CAS INS CO	25968	P	428,842,149	2.1
10	USAA GEN IND CO	18600	P	341,483,339	1.7
11	STANDARD FIRE INS CO	19070	P	339,519,414	1.6
12	SECURITY NATL INS CO	33120	P	332,295,555	1.6
13	ALLSTATE INS CO	19232	P	309,129,604	1.5
14	SAFECO INS CO OF IL	39012	P	301,790,681	1.5
15	INFINITY AUTO INS CO	11738	P	279,463,287	1.4
16	SOUTHERN OWNERS INS CO	10190	P	271,575,354	1.3
17	UNITED AUTOMOBILE INS CO	35319	P	227,844,371	1.1
18	DIRECT GEN INS CO	42781	P	211,981,543	1.0
19	LM GEN INS CO	36447	P	209,709,111	1.0

PRODUCTS LIABILITY, TOTAL PREMIUMS: \$244,001,569					
1	COLONY INS CO	39993	P	13,215,226	5.4
2	HARTFORD FIRE INS CO	19682	P	10,960,680	4.5
3	KINSALE INS CO	38920	P	10,401,059	4.3
4	GREAT AMER E&S INS CO	37532	P	8,050,994	3.3
5	CHUBB CUSTOM INS CO	38989	P	7,473,430	3.1
6	NATIONAL TRUST INS CO	20141	P	7,334,874	3.0
7	JAMES RIVER INS CO	12203	P	7,277,075	3.0
8	FCCI INS CO	10178	P	6,005,385	2.5
9	AMERICAN GUAR & LIAB INS	26247	P	5,632,382	2.3
10	EVANSTON INS CO	35378	P	5,519,486	2.3
11	OHIO SECURITY INS CO	24082	P	5,475,644	2.2
12	ADMIRAL INS CO	24856	P	5,283,409	2.2
13	SECURITY NATL INS CO	19879	P	5,235,877	2.1
14	WESTERN WORLD INS CO	13196	P	5,058,905	2.1
15	ZURICH AMER INS CO	16535	P	3,922,583	1.6
16	AMERISURE INS CO	19488	P	3,897,460	1.6
17	COVINGTON SPECIALTY INS CO	13027	P	3,880,943	1.6
18	MONROE GUAR INS CO	32506	P	3,716,607	1.5
19	ALLIANZ GLOBAL RISKS US INS CO	35300	P	3,579,316	1.5
20	AMERISURE MUT INS CO	23396	P	3,559,206	1.5
21	LIBERTY MUT FIRE INS CO	23035	P	3,413,889	1.4
22	CAPITOL SPECIALTY INS CORP	10328	P	3,292,665	1.3
23	ACE PROP & CAS INS CO	20699	P	3,158,965	1.3
24	NORTH RIVER INS CO	21105	P	3,123,634	1.3
25	CRUM & FORSTER SPECIALTY INS CO	44520	P	3,055,151	1.3
26	LEXINGTON INS CO	19437	P	3,008,051	1.2
27	AMERICAN HOME ASSUR CO	19380	P	2,794,479	1.1
28	WESTCHESTER SURPLUS LINES INS CO	10172	P	2,741,784	1.1
29	TRAVELERS PROP CAS CO OF AMER	25674	P	2,631,425	1.1

* with rank 10 or less, or at least 1% market share

Source: NAIC Annual Statement, State Page

TOP INSURANCE WRITERS*, BY PRODUCT TYPE

Calendar Year 2019

Pursuant to section 624.313(1)(f), F.S.

RANK	COMPANY	NAIC CODE	STATEMENT TYPE	DIRECT PREMIUMS WRITTEN (\$)	MARKET SHARE (%)
SURETY, TOTAL PREMIUMS: \$436,751,576					
1	TRAVELERS CAS & SURETY CO OF AMER	31194	P	67,323,002	15.4
2	LIBERTY MUT INS CO	23043	P	37,489,423	8.6
3	WESTERN SURETY CO	13188	P	24,324,245	5.6
4	FIDELITY & DEPOSIT CO OF MD	39306	P	23,217,361	5.3
5	FEDERAL INS CO	20281	P	15,241,644	3.5
6	BERKLEY INS CO	32603	P	13,623,605	3.1
7	PHILADELPHIA IND INS CO	18058	P	10,557,123	2.4
8	UNITED STATES FIRE INS CO	21113	P	10,041,779	2.3
9	ARCH INS CO	11150	P	9,581,205	2.2
10	HARTFORD FIRE INS CO	19682	P	9,554,810	2.2
11	WESTCHESTER FIRE INS CO	10030	P	9,189,122	2.1
12	NORTH AMER SPECIALTY INS CO	29874	P	9,146,667	2.1
13	GREAT AMER INS CO	16691	P	7,831,977	1.8
14	INTERNATIONAL FIDELITY INS CO	11592	P	7,648,353	1.8
15	BERKSHIRE HATHAWAY SPECIALTY INS CO	22276	P	7,624,852	1.7
16	OHIO CAS INS CO	24074	P	7,412,361	1.7
17	LEXON INS CO	13307	P	7,167,827	1.6
18	FCCI INS CO	10178	P	7,072,787	1.6
19	ARGONAUT INS CO	19801	P	6,722,291	1.5
20	CONTINENTAL CAS CO	20443	P	6,652,577	1.5
21	HUDSON INS CO	25054	P	6,353,133	1.5
22	ATLANTIC SPECIALTY INS CO	27154	P	5,911,224	1.4
23	OLD REPUBLIC SURETY CO	40444	P	5,799,395	1.3
24	WESTFIELD INS CO	24112	P	5,515,018	1.3

TITLE, TOTAL PREMIUMS: \$1,631,554,200					
1	OLD REPUBLIC NATL TITLE INS CO	50520	T	486,639,851	29.8
2	FIRST AMER TITLE INS CO	50814	T	303,821,590	18.6
3	FIDELITY NATL TITLE INS CO	51586	T	227,243,700	13.9
4	CHICAGO TITLE INS CO	50229	T	212,170,477	13.0
5	WESTCOR LAND TITLE INS CO	50050	T	97,239,588	6.0
6	STEWART TITLE GUAR CO	50121	T	69,172,758	4.2
7	WFG NATL TITLE INS CO	51152	T	48,403,028	3.0
8	COMMONWEALTH LAND TITLE INS CO	50083	T	45,774,621	2.8
9	ALLIANT NATL TITLE INS CO INC	12309	T	35,809,559	2.2
10	NORTH AMER TITLE INS CO	50130	T	28,933,486	1.8
11	TITLE RESOURCES GUAR CO	50016	T	28,185,377	1.7

WARRANTY, TOTAL PREMIUMS: \$675,638,004					
1	COURTESY INS CO	26492	P	359,942,536	53.3
2	WESCO INS CO	25011	P	101,350,606	15.0
3	TECHNOLOGY INS CO INC	42376	P	39,618,215	5.9
4	MOTORS INS CORP	22012	P	28,554,302	4.2
5	CONTINENTAL INS CO	35289	P	25,324,679	3.7
6	LYNDON SOUTHERN INS CO	10051	P	21,319,506	3.2
7	TOYOTA MOTOR INS CO	37621	P	19,141,146	2.8
8	UNIVERSAL UNDERWRITERS INS CO	41181	P	19,006,622	2.8
9	OLD UNITED CAS CO	37060	P	11,809,583	1.7
10	PROTECTIVE PROP & CAS INS CO	35769	P	9,355,555	1.4
11	AMERICAN ROAD INS CO	19631	P	8,392,352	1.2
12	DEALERS ASSUR CO	16705	P	7,414,233	1.1

* with rank 10 or less, or at least 1% market share

Source: NAIC Annual Statement, State Page

TOP INSURANCE WRITERS*, BY PRODUCT TYPE

Calendar Year 2019

Pursuant to section 624.313(1)(f), F.S.

RANK	COMPANY	NAIC CODE	STATEMENT TYPE	DIRECT PREMIUMS WRITTEN (\$)	MARKET SHARE (%)
WORKERS' COMPENSATION, TOTAL PREMIUMS: \$3,115,581,742					
1	BRIDGEFIELD EMPLOYERS INS CO	10701	P	185,000,617	5.9
2	ZENITH INS CO	13269	P	155,605,632	5.0
3	BRIDGEFIELD CAS INS CO	10335	P	145,731,530	4.7
4	ASSOCIATED INDUSTRIES INS CO INC	23140	P	130,660,154	4.2
5	TECHNOLOGY INS CO INC	42376	P	130,293,990	4.2
6	FCCI INS CO	10178	P	115,630,624	3.7
7	NORGUARD INS CO	31470	P	99,491,408	3.2
8	RETAILFIRST INS CO	10700	P	81,811,131	2.6
9	ZURICH AMER INS CO	16535	P	71,885,424	2.3
10	FFVA MUT INS CO	10385	P	67,658,785	2.2
11	CHARTER OAK FIRE INS CO	25615	P	64,086,279	2.1
12	TRAVELERS IND CO OF AMER	25666	P	61,753,441	2.0
13	AMERICAN ZURICH INS CO	40142	P	60,220,509	1.9
14	AMERISURE INS CO	19488	P	52,769,498	1.7
15	TWIN CITY FIRE INS CO CO	29459	P	51,169,165	1.6
16	HARTFORD CAS INS CO	29424	P	49,571,545	1.6
17	INSURANCE CO OF THE WEST	27847	P	48,785,649	1.6
18	INDEMNITY INS CO OF NORTH AMER	43575	P	46,469,698	1.5
19	INSURANCE CO OF THE STATE OF PA	19429	P	44,966,502	1.4
20	OLD REPUBLIC INS CO	24147	P	41,918,495	1.3
21	ASCENDANT COMMERCIAL INS INC	13683	P	41,884,153	1.3
22	AMERICAN INTERSTATE INS CO	31895	P	40,609,032	1.3
23	NORMANDY INS CO	13012	P	39,070,239	1.3
24	MARKEL INS CO	38970	P	38,868,616	1.2
25	AMERISURE MUT INS CO	23396	P	33,688,176	1.1
26	AMERICAN BUILDERS INS CO	11240	P	32,197,996	1.0

* with rank 10 or less, or at least 1% market share

Source: NAIC Annual Statement, State Page



FLORIDA OFFICE OF

Insurance Regulation

200 East Gaines Street
Tallahassee, FL 32399
(850) 413-3140