



ADOPTION INCENTIVE

ANNUAL REPORT

Department of Children and Families

Office of Child Welfare

November 15, 2019

Chad Poppell
Secretary

Ron DeSantis
Governor

Table of Contents

Purpose.....	4
Comprehensive Baseline Assessment.....	5
2019 Adoption Baseline Data.....	6
Adoption Trends and Findings.....	15
Conclusions.....	22

Attachments:

Adoption Incentive Annual Report

Appendix A	Total Adoptions and the Number of Families who Adopted 1 or more Children
Appendix B	Total Adoptions & Percent Change in Total Number of Adoptions
Appendix C	Number of Children Who are Eligible for Adoption Who Were Adopted & Percent of Eligible Children
Appendix D	Length of Stay from Last Removal to Termination of Parental Rights & Termination of Parental Rights to Adoption
Appendix E	Number of Adoptions Finalized Within 5 months of Termination of Parental Rights
Appendix F	Number of Children Who Were Available (Post-Termination of Parental Rights) for 24 months or Longer
Appendix G	Number of Children Adopted Ages 14 to 17-Years-Old
Appendix H	Number of Children Who Were Placed in a Group Home for a Minimum of 30 Days Within the Year Preceding Placement for Adoption

Adoption Incentive Program Outcomes

Appendix I	Performance Measure 1: Number of Children Whose Adoptions Finalized Within 5 months of Termination of Parental Rights
------------	---

- Appendix J Performance Measure 2: Number of Children Who Were Available for Adoption (Post-Termination of Parental Rights) for 24 months or Longer
- Appendix K Performance Measure 3: Number of Children Adopted Ages 14- to 17-Years-Old
- Appendix L Performance Measure 4: Number of Children Who Were Placed in a Group Home for a Minimum of 30 Days Within the Year Preceding Placement for Adoption

Annual Adoption Survey

Post Communication Survey

Purpose

The Adoption Incentive Program is intended to improve the achievement of permanency, stability, and well-being for children residing in foster care through the development of specific and measurable performance standards. Section 409.1662(4), Florida Statutes (F.S.), requires the Florida Department of Children and Families (department) to provide an annual report to the Governor and Legislature of the established negotiated targets, outcomes achieved, and incentive payments made to each Community-Based Care (CBC) Lead Agency during the previous state fiscal year.

Section 409.1662(2)(a), F.S., requires the completion of a baseline assessment of performance in the areas listed below. In establishing the baseline assessment, some limitations to available data exist, which are described throughout this report. The most recent five years of available data were evaluated for the following adoption performance areas:

1. The number of families attempting to adopt children from foster care and the number of families completing the adoption process.
2. The number of children eligible for adoption and the number of children whose adoptions were finalized.
3. The length of time eligible children waited for adoption.
4. The number of adoptions that resulted in disruption or dissolution and the subset of those disrupted adoptions that were preventable by the CBC Lead Agency or the subcontracted provider.
5. The length of time taken to complete each phase of the adoption process.
6. The expenditures made to recruit adoptive homes and a description of any initiatives to improve adoption performance or streamline the adoption process.
7. The results of any specific effort to gather feedback from prospective adoptive parents, adoptive parents, children in the child welfare system, adoptees, and other stakeholders.
8. The use of evidence-based, evidence-informed, promising, and innovative practices in recruitment, orientation, and preparation of appropriate adoptive families; matching children with families; supporting children during the adoption process; and providing post-adoptive support.

Comprehensive Baseline Assessment

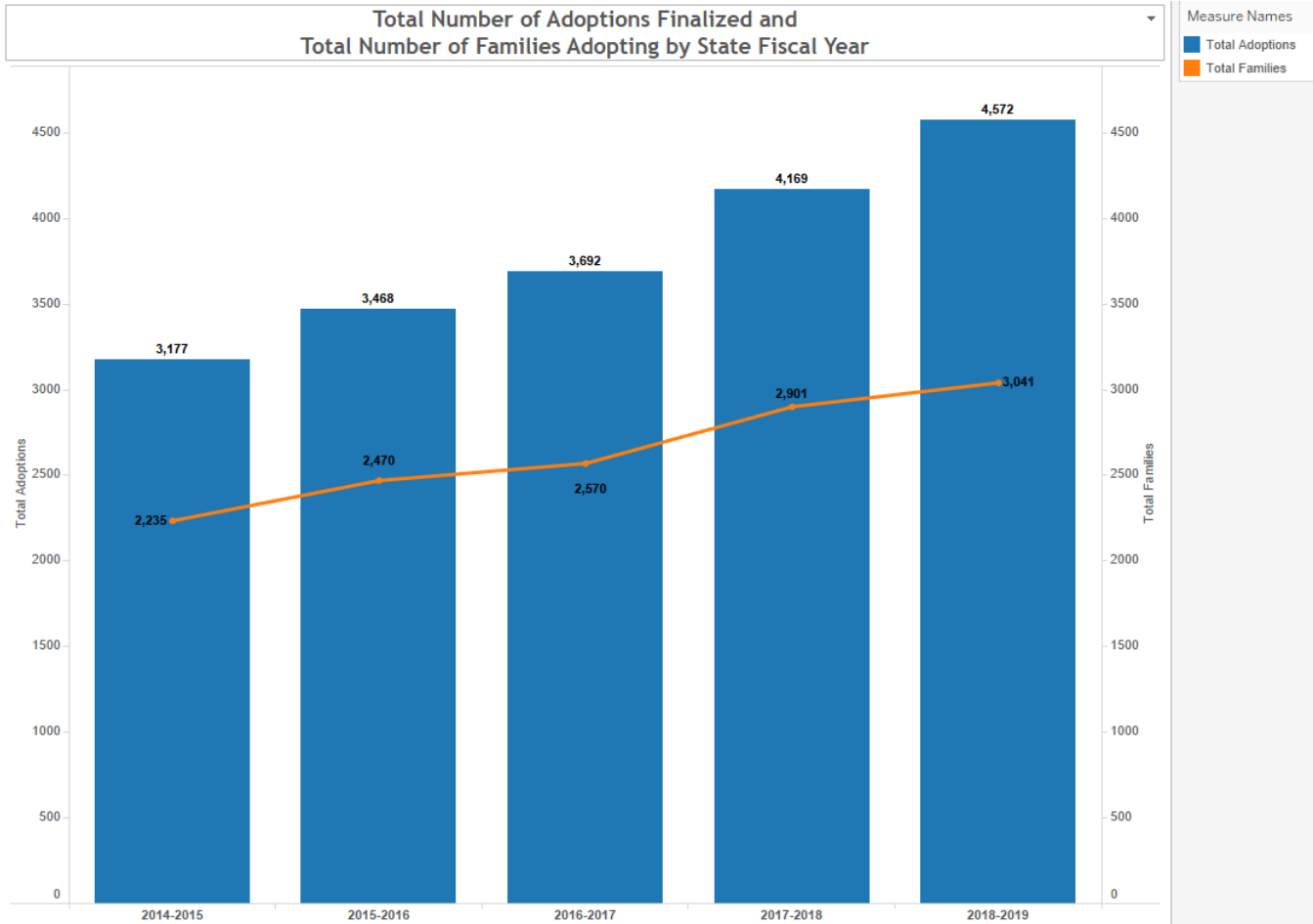
Pursuant to s. 409.1662(2)(a), F.S., the department conducted a comprehensive baseline assessment of the eight required adoption performance areas. In addition, the department further analyzed adoption trends and selected an additional four areas of performance to assess, which include:

1. Children whose adoption finalized within five months of termination of parental rights;
2. Children available for adoption 24 months or longer;
3. Children adopted between the age of 14- and 17-years-old; and
4. Children adopted who had been residing in group care for 30 days preceding their adoption placement.

Five years of available data were analyzed for each adoption performance standard. To compile this report, available data was extracted from the Florida Safe Families Network (FSFN), which is Florida's child welfare system of record. Any variation in this data collection methodology is noted in the report.

2019 Adoption Baseline Data

1. The number of families attempting to adopt children from foster care and the number of families completing the adoption process.

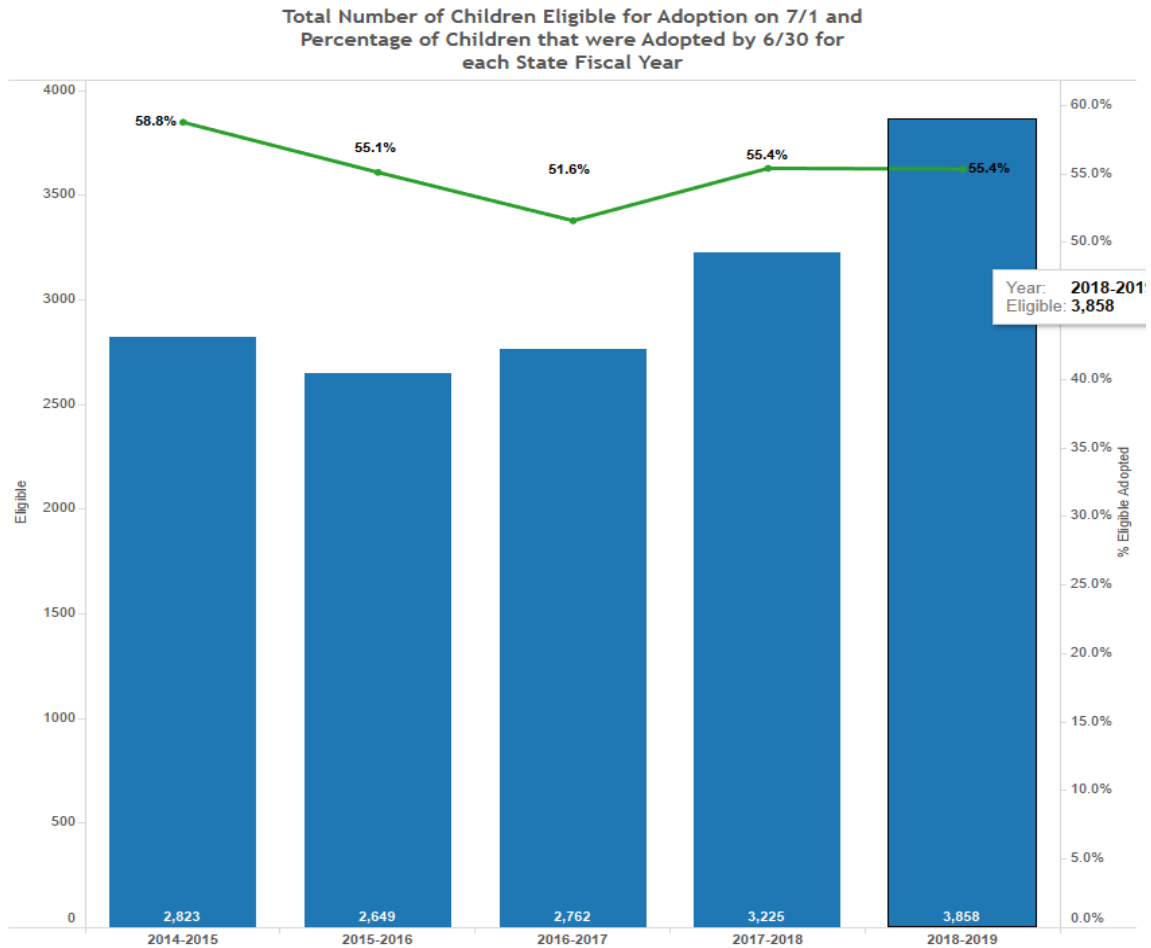


The chart above depicts the total number of adoptions through the department and the actual number of families who adopted at least one child in each fiscal year during the five-year assessment period (See Appendix A for data at the CBC Lead Agency level). Families interested in adopting have multiple avenues to assist them in starting the adoption process. Due to the various methods, the department is unable to identify the number of families attempting to adopt children from foster care.

Public adoptions increased from 3,117 in FY 2014-2015 to 4,572 in FY 2018-2019. The number of families who adopted one or more children from foster care increased from 2,235 to 3,041 for the same time period. Potential factors that likely contributed to the increase in adoption finalizations and families who adopted include the expansion of the Adoption Benefits Program for state and other qualifying employees authorized by s. 409.1664, F.S., as well as the Adoption Incentive Program authorized by s. 409.1662, F.S.

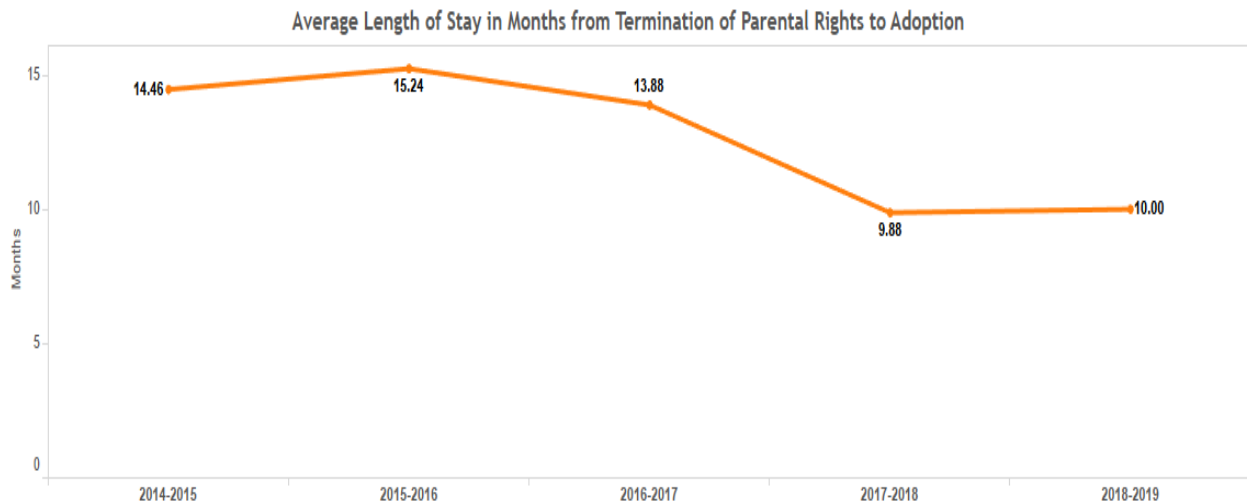
2. The number of children eligible for adoption and the number of children whose adoptions were finalized.

The chart below illustrates the overall trend in the number of children eligible for adoption on July 1 of the fiscal year and the subset of those children who were subsequently adopted by June 30 of that fiscal year. The number of children eligible for adoption increased from 2,823 in FY 2014-2015 to 3,858 in FY 2018-2019 and the percent adopted decreased from 58.8% to 55.4% for the same time period (see Appendix B for CBC Lead Agency level data).



3. The length of time eligible children waited for adoption.

In Florida, children are not eligible for adoption until the parental rights of their legal and/or biological parents have been terminated. The chart below represents the average length of time from the termination of parental rights (TPR) to finalized adoption for children who had a finalized adoption during the five-year baseline assessment period. The chart shows the statewide average for the length of time from TPR to adoption finalization saw a slight increase from 9.88 months in FY 2017-2018 to 10.00 months in FY 2018-2019 (see Appendix C for CBC Lead Agency level data).



4. The number of adoptions that resulted in disruption or dissolution and the subset of those disrupted adoptions that were preventable by the lead agency or the subcontracted provider.

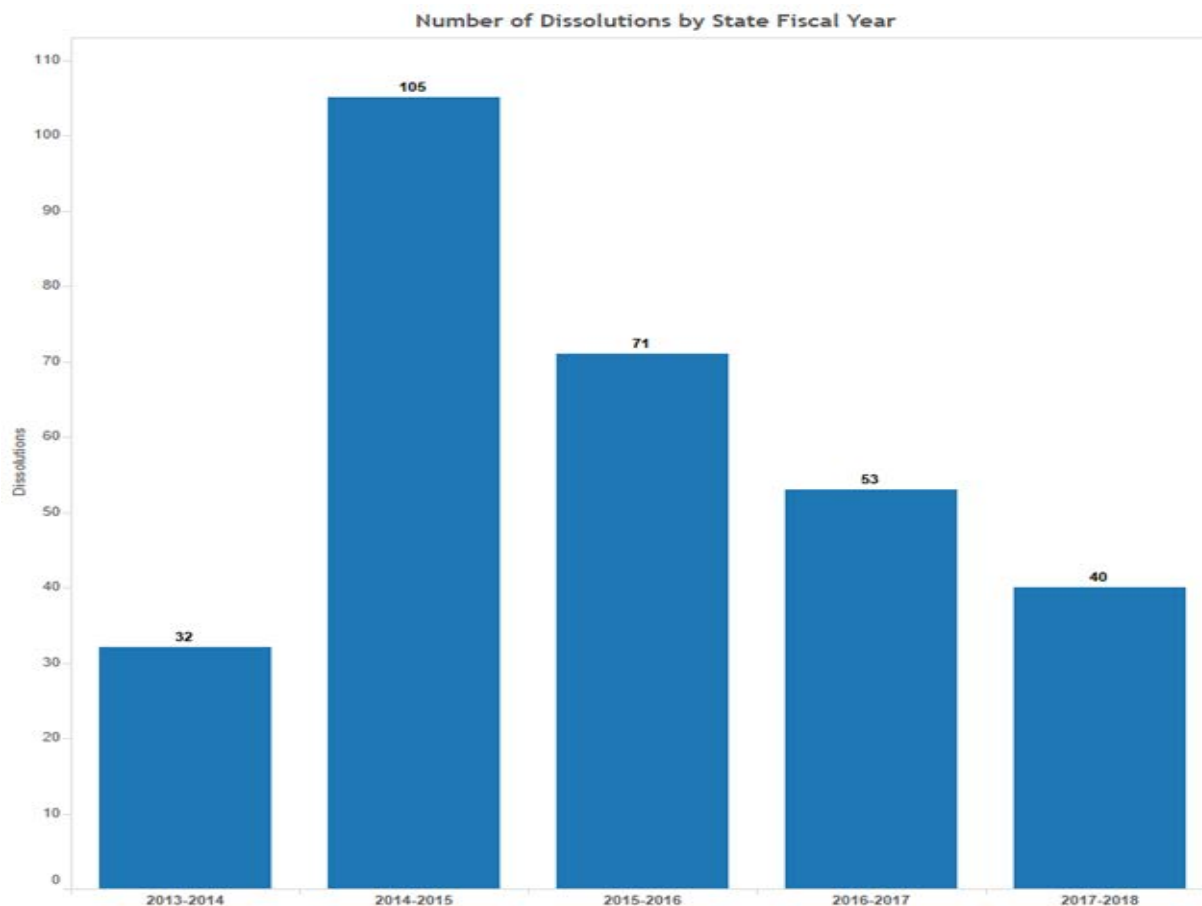
The next chart shows a listing of the total disruptions and those that were preventable by the CBC Lead Agency or the subcontracted provider. A preventable disruption is defined as a family withdrawing their expressed intent to adopt due to the family no longer being interested in adoption prior to the adoption being finalized. The data displayed depicts disruptions from the last reporting period until the end of FY 2018-2019. As identified below, there were a total of 49 preventable disruptions which is a decrease from a total of 66 in FY 2017-2018.

**Number of Total and Preventable Disruptions
July 1, 2018 through June 30, 2019**

<u>Primary Agency</u>	<u>Number of Preventable Disruptions</u>	<u>Total Disruptions</u>	<u>Percent Preventable</u>
C 1 FamiliesFirst Network	3	6	50.00%
C 2 & 14 Big Bend CBC	6	11	54.55%
C 3 & 8 Partnership Strong Families	4	5	80.00%
C 4 Clay - Kids First Florida	0	0	
C 4 Family Support Svcs North Fla		30	0.00%
C 5 Kids Central, Inc.	4	4	100.00%
C 6 Eckerd Community Pinellas/Pasco	7	9	77.78%
C 7 Community Partnership Children	5	5	100.00%
C 7 St. Johns Family Integrity	0	0	
C 9 & 18 Embrace Families CBC	4	13	30.77%
C 10 Heartland for Children	5	5	100.00%
C 11 & 16 Citrus Health Network	1	1	100.00%
C 12 Sarasota Safe Children Coalition	1	3	33.33%
C 13 Eckerd Community Hillsborough	2	2	100.00%
C 15 ChildNet Palm Beach	2	2	100.00%
C 17 ChildNet Broward	1	2	50.00%
C 19 Communities Connected for Kids C	1	2	50.00%
C 20 Children's Network of SW Fla	3	3	100.00%
Statewide	49	103	47.57%

Source: OCWDRU Report #1219 - Expressed Intent to Adopt Withdrawn

Section 65C-16.001(12), Florida Administrative Code, defines dissolution as the return of a child to out-of-home care and the subsequent termination of the parental rights of the adoptive parents. Dissolutions continue to be tracked manually by the CBC Lead Agencies and the department's Statewide Adoption Program Specialist.



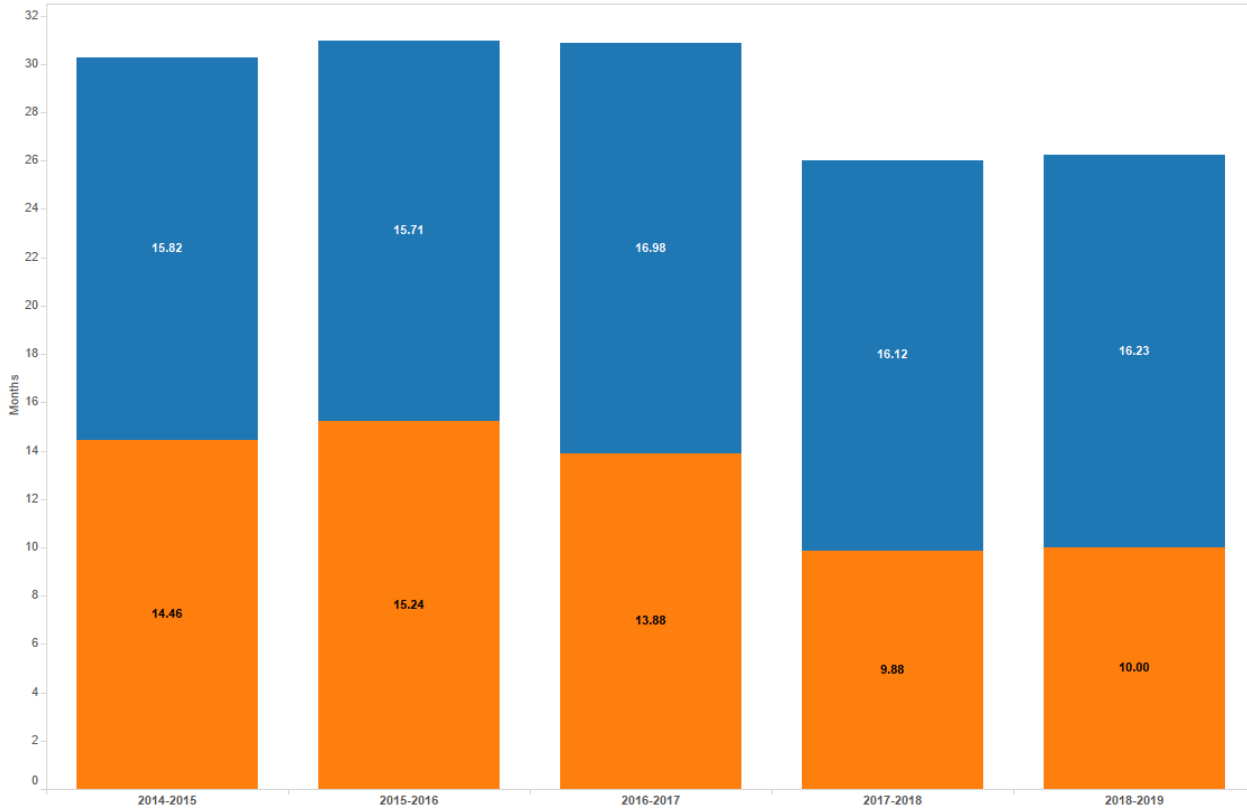
The chart above reflects that the number of adoption dissolutions has continued to decrease from 106 in FY 2014-2015 to 40 in FY 2017-2018. Dissolutions are less likely to occur within the first year, so this information is reported for the prior fiscal year. CBC Lead Agencies reported that adoptions that occurred years ago when the child was at a young age are the population of children who are having dissolutions. This subset of children are now adolescents, and their adoptive parents are unable to manage their behaviors. CBC Lead Agencies continue to expand post adoptions services to better support families in areas to prevent dissolutions.

5. The length of time to complete each phase of the adoption process.

There are two clear phases of the adoption process. The first phase of the adoption process is the time between the removal of the child from his/her biological and/or legal parents to the termination of paternal rights of both parents. The second phase of the adoption process begins with the termination of parental rights of both parents and ends with the finalized adoption of the child.

The chart below displays the length of time to complete each phase of the adoption process during the last five fiscal years, as well as the total length of time it took to reach adoption completion (see Appendix D for CBC Lead Agency level data). During FY 2018-2019, there was an increase in the amount of time from removal to TPR by 0.11 months and an increase in the length of time from TPR to adoption by 0.12 months compared to FY 2017-2018.

Average Length of Stay in Months from Removal to Last Termination of Parental Rights and Last Termination of Parental Rights to Adoption Finalization



6. The expenditures made to recruit adoptive homes and a description of any initiative to improve adoption performance or streamline the adoption process.

CBC Lead Agencies and their subcontracted providers utilized foster and adoptive parent support groups, churches, community fairs, local media outlets, and social media to recruit adoptive homes for available children throughout the state. From July 2018 through June 2019, 2 of the 19 CBC Lead Agencies covering Florida's 20 judicial circuits reported the use of department contracted dollars, grants, and in-kind donations for the recruitment of adoptive homes in the amount of \$26,136.

Expenditures for Adoption Related Activities, July 1, 2018 - June 30, 2019

Primary Agency	# Child Specific	Child Specific	# General	General	# Targeted	Targeted	Total Events	Total Expenditures
	Activities	Expenditures	Activities	Expenditures	Activities	Expenditures		
C 17 ChildNet Broward	1	\$0				\$0	1	\$0
C 4 Family Support Svcs North Fla	3	\$550	21	\$6,475	23	\$19,075	47	\$26,100
C10 Heartland for Children	2	\$18	1	\$0		\$18	3	\$36
Statewide	6	\$568	22	\$6,475	23	\$19,093	51	\$26,136

7. The results of any specific effort to gather feedback from prospective adoptive parents, adoptive parents, children in the child welfare system, adoptees, and other stakeholders.

The department, in conjunction with the CBC Lead Agencies, conducted an Annual Adoption Survey to gather feedback from prospective adoptive parents, children in the child welfare system, adoptees, and other stakeholders.

The survey inquired as to the participants' overall adoption experience, the quality, and timeliness of services, and post-adoption services/supports in their area. A total of 565 responses were received. A copy of the survey instrument is attached to this report, as well as the outcomes.

Overall, participants reported that their CBC Lead Agencies excelled in three areas: the timely completion of the adoption home study, offering transparency during the adoption process, and responsiveness to questions. The majority of participants expressed that the CBC Lead Agencies could improve in the following areas: post-adoption services/supports, and the assistance in accessing post-adoption services/supports.

The department, in conjunction with the CBC Lead Agencies, also conducted a Post Communication Survey to gather feedback from families that requested and received services as a result of the One-Year Post Communication Contact requirement outlined in s. 39.812(6), F.S.

The intent of the survey was to determine the types of services received by the family and the quality of those services. While 100 families were provided the survey, only 4 responses were received. A copy of the survey instrument is attached to this report as well as the outcomes.

Based on the total number of survey participants, mental health treatment was identified as the most common service requested by adoptive families. Due to the limited number of responses received, the department is unable to determine statewide trends regarding post-adoption services and supports. Nevertheless, the department continues to offer statewide trainings, as well as trainings to CBC Lead Agencies, Case Management Organizations, and adoptive parents on topics that include maintenance adoption subsidy, Medicaid, and post-adoption services and supports.

8. The use of evidence-based, evidence-informed, promising, and innovative practices in recruitment, orientation, and preparation of appropriate adoptive families, matching children with families, supporting children during the adoption process, and providing post-adoptive support.

CBC Lead Agencies throughout the state reported the use of various tools and practices used in the preparation of appropriate adoptive families, matching children with families, and providing post-adoption supports.

Eckerd Community Alternatives-Pasco/Pinellas County and Kids Central, Inc.

In partnership with Casey Family Programs and the department, Eckerd Community Alternatives-Pasco/Pinellas and Kids Central, Inc. implemented the use of the Rapid Permanency Review (RPR) process model. The RPR process is a method intended to identify barriers and bright spots related to the permanency efforts of children in care. The focus of the RPR process is children who have been in foster care for two years or more with a goal of adoption who have been in the same family-like setting for at least six months. The intent is that these children will achieve permanency in a safe home and that barriers will be mitigated and/or removed, resulting in a positive impact.

Communities Connected for Kids

Communities Connected for Kids created a Post Adoption Mentor position to provide support to adoptive families on their adoption journey. Adoptive families who are deemed to be in jeopardy of a dissolution are referred to a “seasoned” adoptive parent. The mentor provides emotional support along with coping strategies and guidance that comes from personal experience. The mentor understands the unique challenges parents of children adopted through the foster care system

may face. The provided support helps reduce or even eliminate the challenges that could lead to dissolutions. The Post Adoption Mentor has worked closely with five families to avoid dissolution of the adoption.

[Eckerd Community Alternatives-Pasco/Pinellas](#)

Eckerd Community Alternatives-Pasco/Pinellas has recently implemented the Forever Home Exhibit at Great Explorations Museum. As an interactive exhibit, guests are able to utilize the book nook with age-appropriate books about adoption and foster care. The exhibit has a newly designed selfie wall where guests are able to create their own home with puppets of varying cultures and abilities. The building of families with the selection of diverse puppets assists in educating children on adoption and the diversity of homes.

[Heartland for Children](#)

Heartland for Children implemented two programs during FY 2018-19.

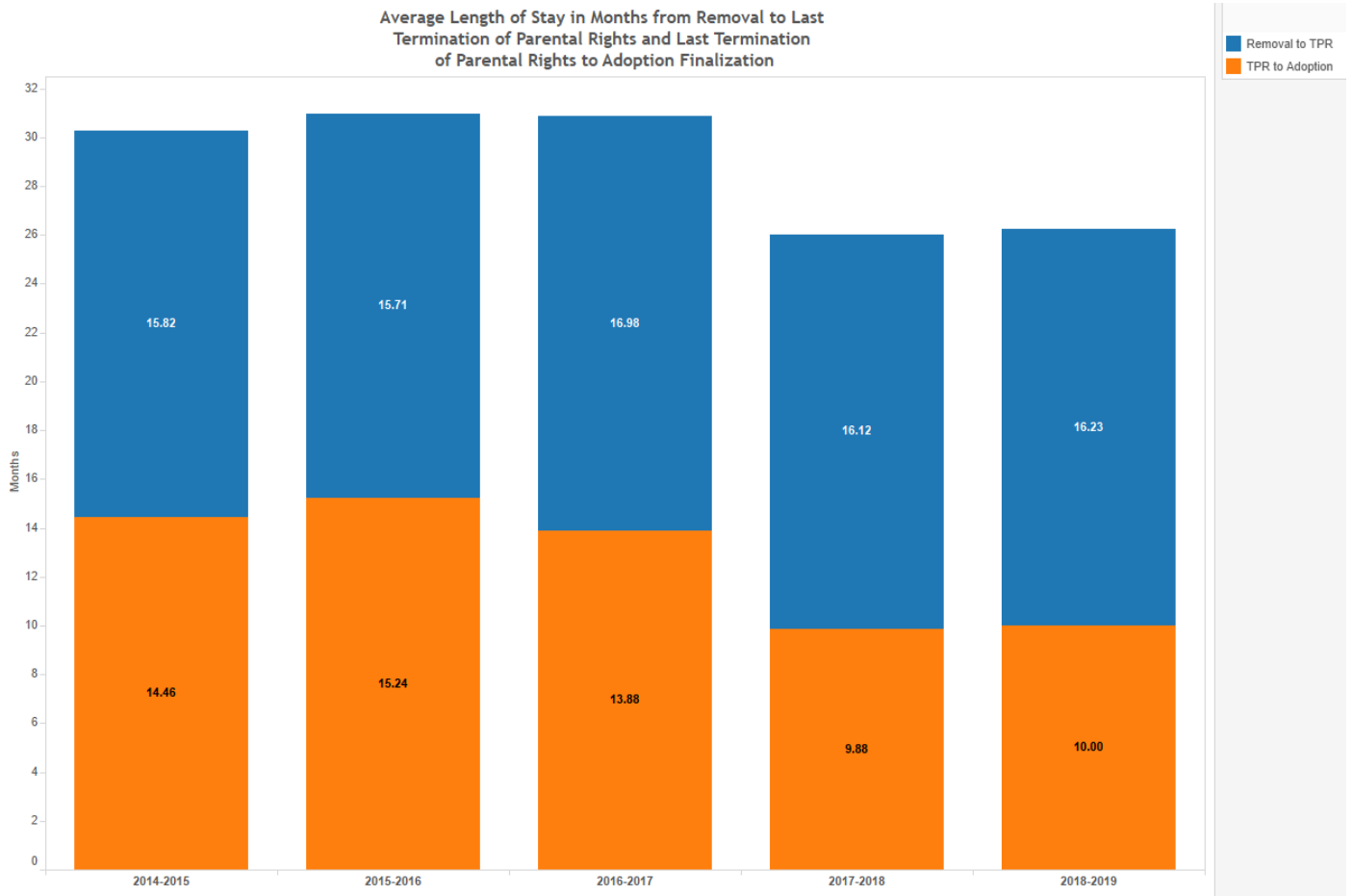
- Adoption and Foster Parent Work Shops. These workshops are facilitated by Adoption Competency Therapist/Licensed Mental Health Therapist with a focus on Therapeutic Parenting: Creating Safety in the Relational Space. There have been three adoptions and foster parent workshops held with a total of 75 adoptive and foster parents attending.
- Heartland provided two employees the opportunity to participate in the Trust-Based Relational Intervention (TBRI) Practitioners training. The one-week training held at Texas Christian University – Karyn Purvis Institute of Child Development is designed to prepare practitioners for working with children from “hard places” such as abuse, neglect, and/or trauma, and their families. Following the completion of the TBRI practitioner training, Heartland staff returned to their service area and offered a two-day training on TBRI. A total of 150 individuals attended, 51 of the individuals were adoptive parents, foster parents, and relative or non-relative caregivers. Heartland found great success in the use of the TBRI model and have made the commitment to send three additional staff members and four group home staff members to participate in the October 2019 TBRI Practitioners training in Texas.

Adoption Trends and Findings

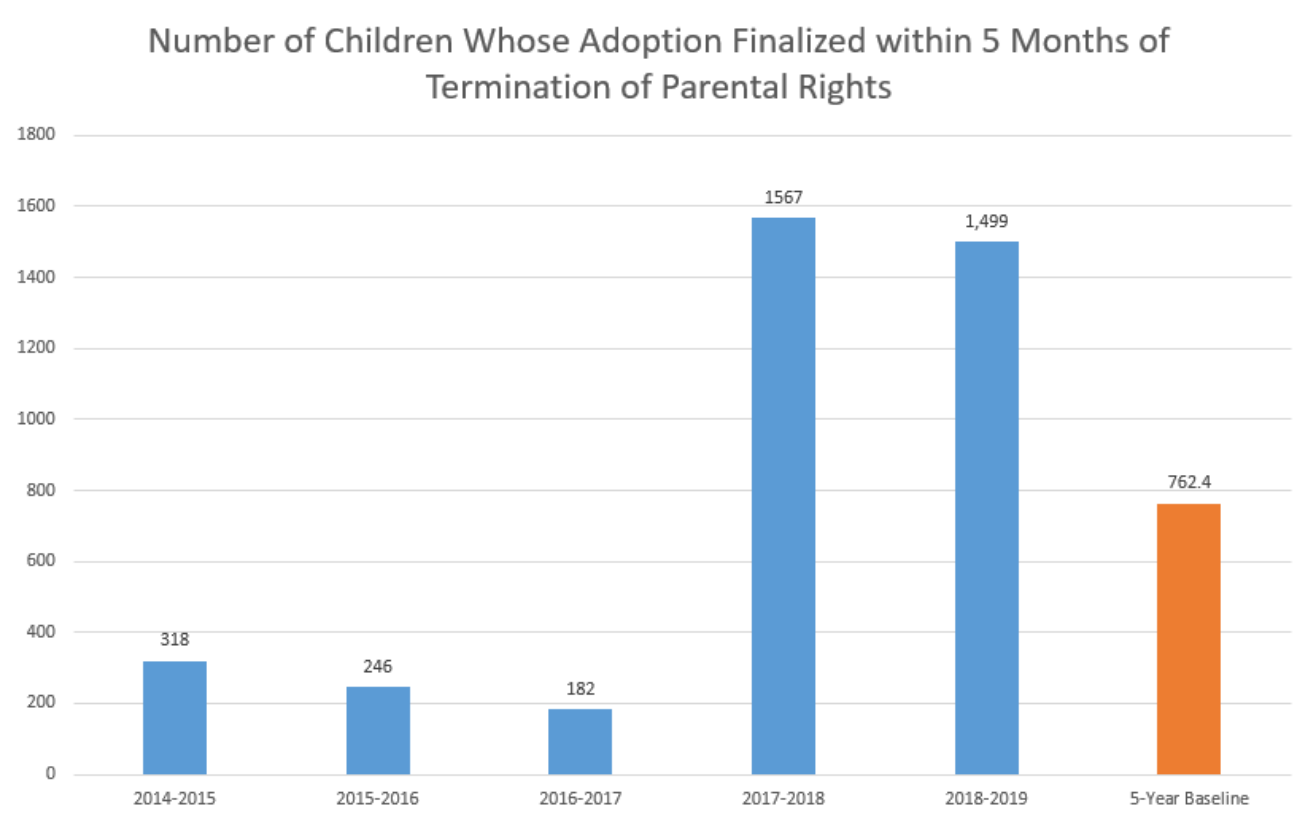
During FY 2018-2019, Florida saw its highest number of adoptions in Florida history, achieving 4,572 public adoptions. The implementation of the Adoption Benefits Program for state and Other Qualifying Employees found in s. 409.1664, F.S., and the Adoption Incentive Program located in s. 409.1662, F.S., are potential factors that may have contributed to the rise in the FY 2018-2019 adoption trends data and the total number of adoptions completed. The following data depicts adoption trends and additional detail regarding the children who reached adoption finalization within the past five years.

Length of Stay for Available Children

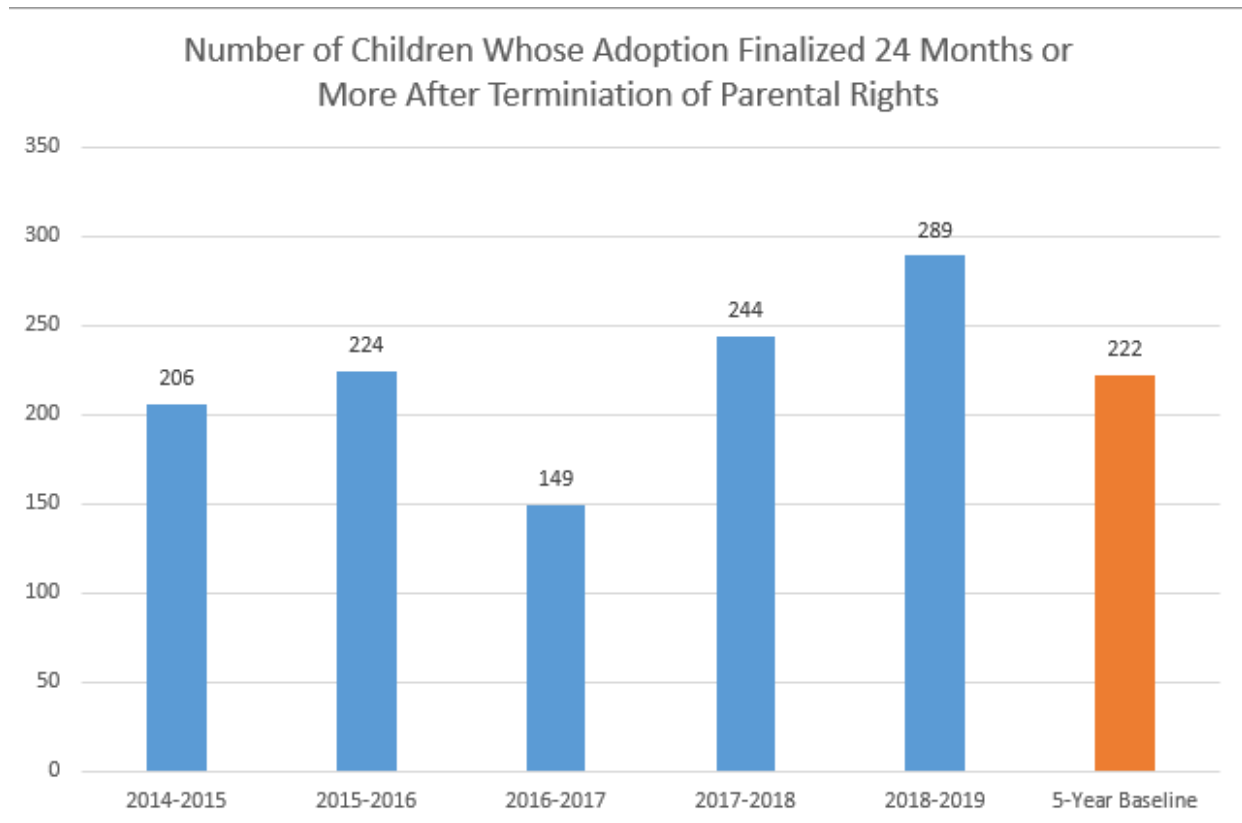
The chart below highlights the length of time from removal to legal termination of parental rights as well as from legal termination of parental rights to adoption finalization. The fiscal year 2018-2019 showed slight increase in the length of time from Removal to TPR and from TPR to adoption (see Appendix D for CBC Lead Agency level data).



The chart below shows the number of children adopted within five months of the termination of their parents' parental rights continues to remain high compared to the five-year baseline average of 762.4 children. The slight decrease in the number of available children achieving permanency within five months of termination of parental rights from the last fiscal year correlates to the length of time from termination of parental rights to adoption. Additionally, the implementation of the CBC Adoption Incentive Program has contributed to this population of children reaching permanency sooner (see Appendix E for CBC Lead Agency level data).

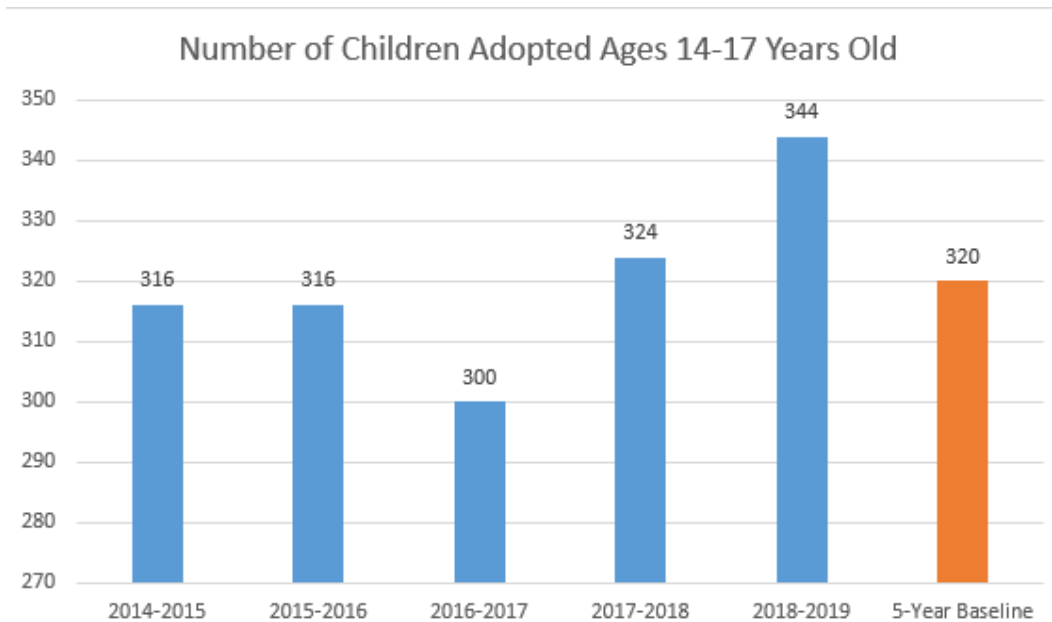


The chart below displays the number of children who were adopted after being available for adoption for 24 months or longer. “Children available for adoption” is defined as children whose biological and/or legal parent’s parental rights have been terminated. While this number has fluctuated over the years, the number of children adopted increased from 244 in FY 2017-2018, to 289 in FY 2018-2019, an increase of 45 youth (see Appendix F for CBC Lead Agency level data).

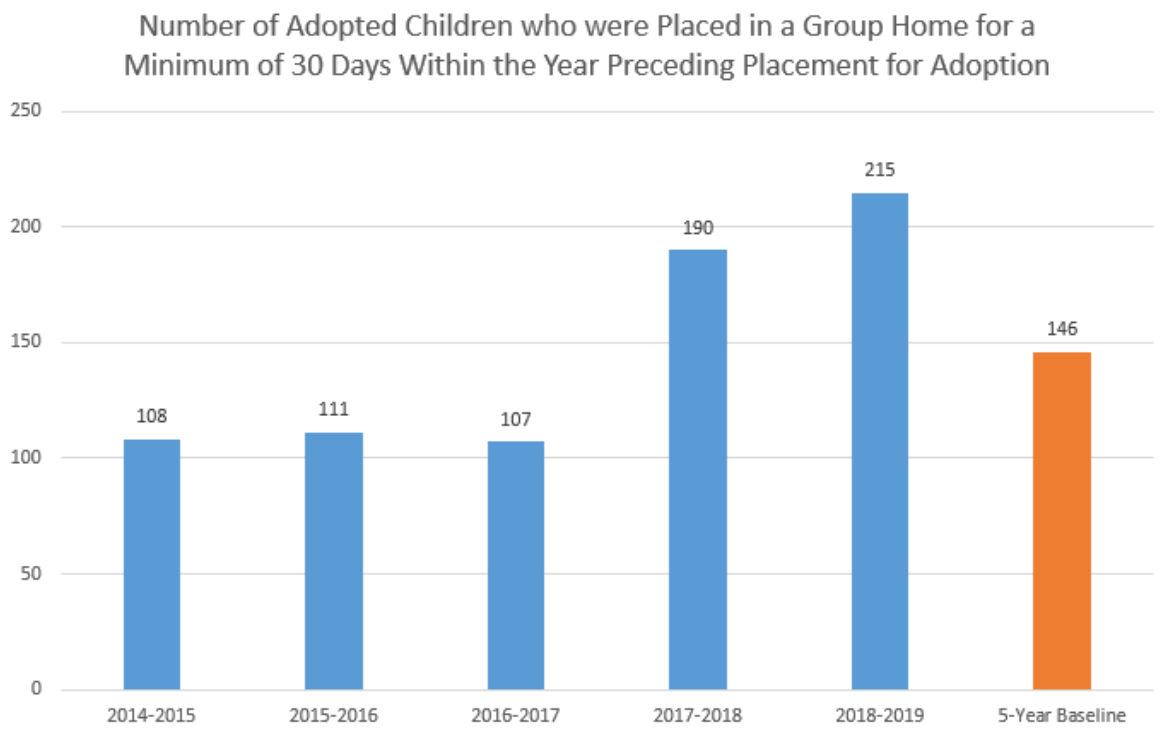


Age and Placement Setting at Finalization: Information and Findings

Over the course of FY 2018-2019, the department finalized 4,572 public adoptions. Children between the ages of 14-17 accounted for approximately 7.5 percent of all finalized adoptions in FY 2018-2019 (see Appendix G for CBC Lead Agency level data.). The chart below shows an increase of 20 children adopted between the ages of 14-17 from the previous fiscal year.



The chart below indicates that the number of children who were placed in group homes for 30 days within the year preceding their adoption placement has increased. Approximately 4.7 percent of all finalized adoptions in FY 2018-2019 had a child's last FSFN placement coded as group care. These group care findings are consistent with the observed data for the last four FYs of the percentage of children who were adopted after having spent 30 days or more in group care (see Appendix H for CBC Lead Agency level data).



Implementation

The department is committed to finding permanent homes for children in foster care who cannot be safely returned to their families. The Adoption Incentive Program is intended to improve the achievement of permanency, stability, and well-being for children residing in foster care through the development of specific and measurable adoption performance standards. Additionally, the program will encourage the use of evidence-based, evidence-informed, promising, and innovative practices in the area of adoptions. An increase in the number of children being adopted from the child welfare system will result in improved outcomes for those children and an avoidance of the greater expense of those children remaining in foster care long term.

After reviewing the baseline data and trends, the department believes there are four populations for whom achieving adoption finalization is more complex and challenging. Those populations are:

1. Children whose adoption finalized within five months of termination of parental rights;
2. Children available for adoption 24 months or longer;
3. Children adopted between the ages of 14- and 17-years-old; and
4. Children adopted who had been residing in group care for 30 days preceding their adoption placement.

The department implemented a program in which the CBC Lead Agencies would receive incentive payments for achieving specified adoption performance standards. Individualized outcome-based agreements were negotiated with each CBC Lead Agency in May of 2018. The 2018-2019 Adoption Incentive Program occurred from July 1, 2018, through June 30, 2019 and outcomes associated with the program are detailed below.

Process

Each CBC Lead Agency was allocated a maximum incentive amount to be earned based on the performance of three pre-selected, negotiated adoption performance standards. The maximum incentive amount to be earned was calculated based on a CBC's percentage of the total number of children served in out-of-home care. Of the three performance standards selected and negotiated, each adoption performance standard was worth one-third of the CBC Lead Agency's maximum incentive amount. Incentive payments were awarded for each adoption performance standard achieved based upon the obtainment of Tier I, Tier II, Tier III and Tier IV of the negotiated targets. Each Tier was weighted a percentage of the maximum amount for that performance measure as follows:

- Tier I = 25%
- Tier II = 50%
- Tier III = 75%
- Tier IV = 100%

Required Adoption Performance Measures:

1. The number of children whose adoption finalized within 5 months of termination of parental rights.
 - a. Each dissolution that occurred in fiscal year 2018-2019 will be subtracted from the number of children whose adoption finalized within 5 months of termination of parental rights.
2. Children available for adoption (post-termination of parental rights) for 24 months or longer when adopted.

Supplemental Adoption Performance Measures (each CBC could select one additional measure):

1. Children who were adopted between the ages of 14 to 17 years old.
2. Children who were placed in a group home for a minimum of 30 days within the year preceding placement for adoption.

Outcome

The CBC Adoption Incentive Program encouraged CBC Lead Agencies to identify methods to improve their business processes and focus recruitment strategies on children more difficult to place for adoption. As a result, there was an increase of 403 public adoptions from FY 2017-2018 to FY 2018-2019. In addition, the CBC Lead Agencies were awarded \$3,164,133.04, through achieving adoptions associated with the performance measures outlined below.

Performance Measure 1: The number of children whose adoption finalized within 5 months of termination of parental rights.

Seventeen of the 19 CBC Lead Agencies achieved Tier IV status and were awarded \$1,683,393.63 collectively (see Appendix I for each CBC's target and the amount awarded).

Performance Measure 2: The children available for adoption (post termination of parental rights) for 24 months or longer when adopted.

Three of the CBC Lead Agencies; Big Bend Community Based Care, Inc., Families First Network, and Partnership for Strong Families achieved Tier IV status and were awarded \$238,981.68 collectively. While, Children's Network of SW Florida, Eckerd Community Alternatives-Pasco/Pinellas, Eckerd Community Alternatives-Hillsborough and, Kids Central, Inc., achieved Tier II status and were awarded \$302,026.77 collectively (see Appendix J for each CBC Lead Agency's target and the amount awarded).

Performance Measure 3 (optional): The number of children adopted ages 14-17 years old.

Nine CBC Lead Agencies selected this performance measure as their optional measure. Two CBCs, Brevard Family Partnership and Community Partnership for Children, Inc, achieved Tier II status and were together awarded \$69,288.69 (see Appendix K for each CBC Lead Agency's target and the amount awarded).

Performance Measure 4 (optional): The number of adopted children who were placed in a group home for a minimum of 30 days within the year preceding placement for adoption.

Nine CBCs selected this performance measure as their optional measure. Big Bend Community Based Care, Inc., ChildNet, Inc. - Broward, Children's Network of SW Florida, Communities Connected for Kids, Heartland for Children and St. Johns Family Integrity Program all achieved Tier IV status and were awarded \$667,670.19 collectively (see Appendix L for each CBC Lead Agency's target and the amount awarded).

Incentive funds awarded to the CBC Lead Agencies were used to improve program outcomes in various ways. Agencies reported using funds towards items such as case management staff bonuses, additional computers, and software. Additionally, funds were used for recruitment activities, post adoption services, and continuing education for staff.

Conclusions

The department has implemented the statutory requirements and goals associated with the Comprehensive Baseline Assessment and the Adoption Incentive Program contained in s. 409.1662, F.S. The department completed the baseline assessment required by s. 409.1662(2)(a), F.S., and evaluated other factors related to adoption trends. The department and the CBC Lead Agencies will continue to work together to ensure that all children available for adoption achieve permanency by finding their forever family.

ADOPTION INCENTIVE REPORT 2019

Appendices A – L

Appendix A – Total Adoptions and the Number of Families who Adopted 1 or more Children

Appendix B – Total Adoptions & Percent Change in Total Number of Adoptions

Appendix C – Number of Children Who are Eligible for Adoption Who Were Adopted & Percent of Eligible Children

Appendix D – Length of Stay from Last Removal to Termination of Parental Rights & Termination of Parental Rights to Adoption

Appendix E – Number of Adoptions Finalized Within 5 months of Termination of Parental Rights

Appendix F – Number of Children Who Were Available (Post-Termination of Parental Rights) for 24 months or Longer

Appendix G – Number of Children Adopted Ages 14 to 17-Years-Old

Appendix H – Number of Children Who Were Placed in a Group Home for a Minimum of 30 Days Within the Year Preceding Placement for Adoption

Appendix I – Performance Measure 1: Number of Children Whose Adoptions Finalized Within 5 months of Termination of Parental Rights

Appendix J – Performance Measure 2: Number of Children Who Were Available for Adoption (Post-Termination of Parental Rights) for 24 months or Longer

Appendix K – Performance Measure 3: Number of Children Adopted Ages 14- to 17-Years-Old

Appendix L – Performance Measure 4: Number of Children Who Were Placed in a Group Home for a Minimum of 30 Days Within the Year Preceding Placement for Adoption

Total Adoptions and the Number of Families who Adopted 1 or More Children by State Fiscal Year

Agency	2013-2014		2014-2015		2015-2016		2016-2017		2017-2018	
	Adoption	Total Families	Adoption	Total Families	Adoption	Total Families	Adoption	Total Families	Adoption	Total Families
C 1 FamiliesFirst Network	193	120	213	131	247	165	247	165	307	213
C 2 & 14 Big Bend CBC	191	116	239	154	194	134	194	134	220	157
C 3 & 8 Partnership Strong Families	164	120	159	115	178	129	178	129	185	131
C 4 Clay - Kids First Florida	48	32	51	34	53	36	53	36	73	48
C 4 Family Support Svcs North Fla	297	169	212	151	245	144	245	144	361	221
C 5 Kids Central, Inc.	144	94	152	89	188	128	188	128	196	141
C 6 Eckerd Community Pinellas/Pasco	337	270	287	200	315	218	315	218	319	223
C 7 Community Partnership Children	123	94	148	109	208	149	208	149	245	174
C 7 St. Johns Family Integrity	28	17	19	12	45	35	45	35	56	36
C 9 & 18 CBC Central Fla (Combined)	219	140	195	141	235	169	235	169	300	196
C 10 Heartland for Children	148	84	122	83	144	98	144	98	145	102
C 11 & 16 Our Kids	210	172	389	293	360	246	360	246	304	218
C 12 Sarasota Safe Children Coalition	134	104	126	84	120	90	120	90	134	90
C 13 Eckerd Community Hillsborough	281	199	290	227	262	184	262	184	296	203
C 15 ChildNet Palm Beach	152	126	186	140	171	129	171	129	178	138
C 17 ChildNet Broward	186	140	260	200	288	209	288	209	314	232
C 18 Brevard Family Partnership	77	51	68	46	97	68	97	68	145	109
C 19 Communities Connected for Kids C	140	103	172	125	145	97	145	97	186	131
C 20 Children's Network of SW Fla	103	86	177	136	196	141	196	141	199	138
Other (DCF Child Welfare, Manatee)	2	0	3	3	1	1	1	1	6	3
Statewide	3,177	2,235	3,468	2,470	3,692	2,570	3,692	2,570	4,169	2,904

Number of Children who were Eligible for Adoption on 7/1 who were Adopted by 6/30 and Percent of Children Adopted

Agency	2014-2015			2015-2016			2016-2017			2017-2018			2018-2019		
	Eligible	Eligible Adopted	% Eligible Adopted	Eligible	Eligible Adopted	% Eligible Adopted	Eligible	Eligible Adopted	% Eligible Adopted	Eligible	Eligible Adopted	% Eligible Adopted	Eligible	Eligible Adopted	% Eligible Adopted
C 1 FamiliesFirst Network	220	131	59.5%	226	130	57.5%	350	173	49.4%	348	213	61.2%	363	169	46.6%
C 2 & 14 Big Bend CBC	190	119	62.6%	175	106	60.6%	154	77	50.0%	145	77	53.1%	169	107	63.3%
C 3 & 8 Partnership Strong Families	113	66	58.4%	123	63	51.2%	133	76	57.1%	162	93	57.4%	253	154	60.9%
C 4 Clay - Kids First Florida	47	31	66.0%	41	27	65.9%	37	22	59.5%	61	40	65.6%	51	31	60.8%
C 4 Family Support Svcs North Fla	180	120	66.7%	126	65	51.6%	121	69	57.0%	161	93	57.8%	191	143	74.9%
C 5 Kids Central, Inc.	138	95	68.8%	129	77	59.7%	166	88	53.0%	223	132	59.2%	283	143	50.5%
C 6 Eckerd Community Pinellas/Pasco	293	203	69.3%	246	142	57.7%	299	166	55.5%	333	178	53.5%	411	227	55.2%
C 7 Community Partnership Children	103	69	67.0%	99	56	56.6%	140	90	64.3%	186	105	56.5%	269	165	61.3%
C 7 St. Johns Family Integrity	16	7	43.8%	10	2	20.0%	17	7	41.2%	29	15	51.7%	45	21	46.7%
C 9 & 18 Embrace Families CBC	179	107	59.8%	120	66	55.0%	113	66	58.4%	123	79	64.2%	116	87	75.0%
C 10 Heartland for Children	121	75	62.0%	90	43	47.8%	90	52	57.8%	91	62	68.1%	90	50	55.6%
C 11 & 16 Citrus Health Network	210	88	41.9%	359	210	58.5%	218	83	38.1%	256	143	55.9%	308	169	54.9%
C 12 Sarasota Safe Children Coalition	159	100	62.9%	118	61	51.7%	114	50	43.9%	178	97	54.5%	198	111	56.1%
C 13 Eckerd Community Hillsborough	227	113	49.8%	224	122	54.5%	167	82	49.1%	235	98	41.7%	256	119	46.5%
C 15 ChildNet Palm Beach	102	57	55.9%	109	59	54.1%	130	72	55.4%	156	75	48.1%	155	74	47.7%
C 17 ChildNet Broward	202	106	52.5%	175	83	47.4%	220	109	49.5%	245	131	53.5%	317	139	43.8%
C 18 Brevard Family Partnership	46	20	43.5%	54	24	44.4%	45	16	35.6%	81	35	43.2%	91	57	62.6%
C 19 Communities Connected for Kids	140	91	65.0%	106	64	60.4%	132	69	52.3%	109	74	67.9%	131	76	58.0%
C 20 Children's Network of SW Fla	137	61	44.5%	119	60	50.4%	116	58	50.0%	103	47	45.6%	161	94	58.4%
Statewide	2,823	1,659	58.8%	2,649	1,460	55.1%	2,762	1,425	51.6%	3,225	1,787	55.4%	3,858	2,136	55.4%

Total Adoptions and Percent Change in Total Number of Adoption by State Fiscal Year

Agency	2014-2015		2015-2016		2016-2017		2017-2018		2018-2019	
	Adoption	% Change in Total Adoptions	Adoption	% Change in Total Adoptions	Adoption	% Change in Total Adoptions	Adoption	% Change in Total Adoptions	Adoption	% Change in Total Adoptions
C 1 FamiliesFirst Network	193	10.36%	213	15.96%	247	24.29%	307	-12.70%	268	
C 2 & 14 Big Bend CBC	191	25.13%	239	-18.83%	194	13.40%	220	-5.91%	207	
C 3 & 8 Partnership Strong Families	164	-3.05%	159	11.95%	178	3.93%	185	47.57%	273	
C 4 Clay - Kids First Florida	48	6.25%	51	3.92%	53	37.74%	73	-8.22%	67	
C 4 Family Support Svcs North Fla	297	-28.62%	212	15.57%	245	47.35%	361	7.76%	389	
C 5 Kids Central, Inc.	144	5.56%	152	23.68%	188	4.26%	196	17.35%	230	
C 6 Eckerd Community Pinellas/Pasco	337	-14.84%	287	9.76%	315	1.27%	319	25.71%	401	
C 7 Community Partnership Children	123	20.33%	148	40.54%	208	17.79%	245	12.24%	275	
C 7 St. Johns Family Integrity	28	-32.14%	19	136.84%	45	24.44%	56	8.93%	61	
C 9 & 18 Embrace Families CBC	219	-10.96%	195	20.51%	235	27.66%	300	0.67%	302	
C 10 Heartland for Children	148	-17.57%	122	18.03%	144	0.69%	145	17.93%	171	
C 11 & 16 Citrus Health Network	210	85.24%	389	-7.46%	360	-15.56%	304	17.76%	358	
C 12 Sarasota Safe Children Coalition	134	-5.97%	126	-4.76%	120	11.67%	134	38.81%	186	
C 13 Eckerd Community Hillsborough	281	3.20%	290	-9.66%	262	12.98%	296	-1.35%	292	
C 15 ChildNet Palm Beach	152	22.37%	186	-8.06%	171	4.09%	178	2.81%	183	
C 17 ChildNet Broward	186	39.78%	260	10.77%	288	9.03%	314	10.83%	348	
C 18 Brevard Family Partnership	77	-11.69%	68	42.65%	97	49.48%	145	13.79%	165	
C 19 Communities Connected for Kids CBC	140	22.86%	172	-15.70%	145	28.28%	186	-10.22%	167	
C 20 Children's Network of SW Fla	103	71.84%	177	10.73%	196	1.53%	199	11.06%	221	
Other (DCF Child Welfare, Manatee)	2	50.00%	3	-66.67%	1	500.00%	6	33.33%	8	
Statewide	3,177	9.16%	3,468	6.46%	3,692	12.92%	4,169	9.67%	4,572	

Length of Stay from Last Removal to Termination of Parental Rights and Termination of Parental Rights to Adoption

Agency	2014-2015			2015-2016			2016-2017			2017-2018			2018-2019		
	Removal to TPR	TPR to Adoption	Total LOS	Removal to TPR	TPR to Adoption	Total LOS	Removal to TPR	TPR to Adoption	Total LOS	Removal to TPR	TPR to Adoption	Total LOS	Removal to TPR	TPR to Adoption	Total LOS
C 1 FamiliesFirst Network	13.13	12.57	25.70	13.97	13.52	27.49	14.59	14.15	28.74	14.69	13.94	29.04	15.72	12.45	28.60
C 2 & 14 Big Bend CBC	13.09	11.69	24.78	14.17	14.20	28.38	16.18	12.47	28.66	14.89	9.42	24.67	14.52	13.01	27.90
C 3 & 8 Partnership Strong Families	10.93	11.02	21.95	10.89	11.83	22.72	11.99	11.84	23.82	12.17	8.61	21.22	17.57	5.07	20.76
C 4 Clay - Kids First Florida	11.45	12.86	24.31	12.38	9.01	21.39	14.69	10.93	25.62	15.14	6.88	22.52	11.76	8.52	27.34
C 4 Family Support Svcs North Fla	8.75	10.45	19.20	11.83	14.62	26.44	14.71	10.24	24.95	11.43	7.13	19.10	17.49	10.23	18.46
C 5 Kids Central, Inc.	14.59	12.24	26.83	16.12	15.65	31.77	15.99	13.72	29.71	16.07	12.54	29.11	14.66	12.30	30.73
C 6 Eckerd Community Pinellas/Pasco	17.18	17.08	34.26	14.02	11.89	25.92	15.96	12.71	28.67	15.68	11.23	27.48	15.98	10.66	27.04
C 7 Community Partnership Children	20.85	13.04	33.89	16.94	13.38	30.33	19.08	11.25	30.33	16.57	9.56	26.65	18.51	9.42	28.35
C 7 St. Johns Family Integrity	13.73	4.54	18.27	20.37	24.15	44.52	17.90	23.64	41.54	15.11	7.24	22.57	11.36	6.75	23.13
C 9 & 18 CBC Embrace Families CBC	20.46	14.46	34.92	20.87	16.56	37.43	19.66	15.72	35.38	18.04	9.71	28.19	19.49	8.21	27.91
C 10 Heartland for Children	17.16	13.38	30.54	17.85	17.38	35.23	19.28	16.02	35.30	18.79	10.62	29.86	16.58	13.97	28.14
C 11 & 16 Citrus Health Network	14.23	22.48	36.71	14.26	18.03	32.30	16.18	18.83	35.02	14.16	11.13	25.57	17.00	10.00	27.48
C 12 Sarasota Safe Children Coalition	14.92	16.36	31.28	13.46	15.43	28.88	14.80	12.46	27.26	16.08	11.81	28.36	16.85	11.36	28.47
C 13 Eckerd Community Hillsborough	20.27	15.93	36.20	19.35	18.98	38.33	18.99	19.75	38.74	20.53	10.31	31.38	18.59	11.86	30.86
C 15 ChildNet Palm Beach	12.90	16.65	29.55	15.65	15.94	31.59	18.38	10.86	29.24	16.06	9.69	26.16	15.95	10.34	26.52
C 17 ChildNet Broward	16.06	14.95	31.01	18.84	14.90	33.74	19.73	16.54	36.27	18.35	8.95	27.76	18.31	9.93	28.83
C 18 Brevard Family Partnership	20.91	13.24	34.15	23.33	18.35	41.68	24.42	12.54	36.96	19.95	7.64	27.37	15.89	10.17	26.40
C 18 CBC Central Fla Seminole	19.18	15.49	34.67	23.41	15.99	39.39	13.95	16.10	30.05						
C 19 Communities Connected for Kids	16.86	16.07	32.92	17.33	11.09	28.42	21.95	11.69	33.65	15.90	9.12	25.46	14.32	7.86	22.60
C 20 Children's Network of SW Fla	21.76	12.11	33.87	17.86	18.78	36.64	21.09	14.12	35.21	19.04	7.55	26.96	18.31	7.83	26.62
Statewide	15.82	14.46	30.28	15.71	15.24	30.95	16.98	13.88	30.87	16.12	9.88	26.44	16.23	10.00	26.63

**Number of Children Whose Adoption Finalized within 5 Months of
Termination of Parental Rights**

Agency	2014-2015	2015-2016	2016-2017	2017-2018	2018-2019
C 1 FamiliesFirst Network	23	10	7	38	65
C 2 & 14 Big Bend CBC	30	20	15	103	51
C 3 & 8 Partnership Strong Families	21	14	17	80	106
C 4 Clay - Kids First Florida	11	13	3	33	7
C 4 Family Support Svcs North Fla	42	14	12	213	206
C 5 Kids Central, Inc.	14	3	2	18	23
C 6 Eckerd Community Pinellas/Pasco	34	39	20	115	122
C 7 Community Partnership Children	16	9	11	70	63
C 7 St. Johns Family Integrity	6	0	1	41	41
C 9 & 18 Embrace Families CBC	23	7	12	137	142
C 10 Heartland for Children	9	4	9	41	34
C 11 & 16 Citrus Health Network	9	22	6	121	112
C 12 Sarasota Safe Children Coalition	4	4	2	23	50
C 13 Eckerd Community Hillsborough	21	28	13	141	76
C 15 ChildNet Palm Beach	13	13	18	64	59
C 17 ChildNet Broward	25	17	7	103	112
C 18 Brevard Family Partnership	3	3	4	57	53
C 19 Communities Connected for Kids CBC	6	17	16	77	66
C 20 Children's Network of SW Fla	8	9	7	88	111
Statewide	318	246	182	1,567	1,499

**Number of Children Whose Adoption Finalized More than 24 Months After
Termination of Parental Rights**

Primary Agency	2014-2015	2015-2016	2016-2017	2017-2018	2018-2019
C 1 FamiliesFirst Network	9	11	21	26	36
C 2 & 14 Big Bend CBC	10	10	7	18	26
C 3 & 8 Partnership Strong Families	3	5	6	6	9
C 4 Clay - Kids First Florida	6	0	1		5
C 4 Family Support Svcs North Fla	10	14	2	14	9
C 5 Kids Central, Inc.	6	12	4	7	21
C 6 Eckerd Community Pinellas/Pasco	36	12	17	29	34
C 7 Community Partnership Children	4	7	3	10	13
C 7 St. Johns Family Integrity	0	2	2	5	0
C 9 & 18 Embrace Families CBC	11	11	11	24	13
C 10 Heartland for Children	5	7	8	13	6
C 11 & 16 Citrus Health Network	31	54	21	23	21
C 12 Sarasota Safe Children Coalition	15	11	2	6	13
C 13 Eckerd Community Hillsborough	12	22	18	19	35
C 15 ChildNet Palm Beach	9	10	5	4	11
C 17 ChildNet Broward	18	10	13	12	18
C 18 Brevard Family Partnership	3	8	1	5	6
C 19 Communities Connected for Kids	15	2	3	14	2
C 20 Children's Network of SW Fla	3	16	4	9	11
Statewide	206	224	149	244	289

Number of Children Adopted Ages 14-17 Years Old					
Primary Agency	2014-2015	2015-2016	2016-2017	2017-2018	2018-2019
C 1 FamiliesFirst Network	11	30	22	21	19
C 2 & 14 Big Bend CBC	20	33	22	20	22
C 3 & 8 Partnership Strong Families	17	11	11	13	14
C 4 Clay - Kids First Florida	3	3	2	6	4
C 4 Family Support Svcs North Fla	32	31	18	42	31
C 5 Kids Central, Inc.	12	18	21	18	16
C 6 Eckerd Community Pinellas/Pasco	48	19	29	26	35
C 7 Community Partnership Children	17	11	16	16	27
C 7 St. Johns Family Integrity	2	2	3	8	1
C 9 & 18 Embrace Families CBC	27	11	21	21	19
C 10 Heartland for Children	12	11	19	4	17
C 11 & 16 Citrus Health Network	16	21	21	10	22
C 12 Sarasota Safe Children Coalition	19	10	6	16	16
C 13 Eckerd Community Hillsborough	15	36	30	32	31
C 15 ChildNet Palm Beach	6	18	17	16	7
C 17 ChildNet Broward	18	16	14	15	17
C 18 Brevard Family Partnership	9	4	4	18	16
C 19 Communities Connected for Kids	17	12	14	10	11
C 20 Children's Network of SW Fla	15	18	9	11	19
Statewide	316	316	300	324	344

Number of Adopted Children who were Placed in a Group Home for a Minimum of 30 Days Within the Year Preceding Placement for Adoption

Primary Agency	2014-2015	2015-2016	2016-2017	2017-2018	2018-2019
C 1 FamiliesFirst Network	6	4	8	23	24
C 2 & 14 Big Bend CBC	11	17	7	17	24
C 3 & 8 Partnership Strong Families	0	1	3	7	4
C 4 Clay - Kids First Florida	1	0	3	3	1
C 4 Family Support Svcs North Fla	12	9	1	15	9
C 5 Kids Central, Inc.	7	6	2	5	7
C 6 Eckerd Community Pinellas/Pasco	20	1	5	6	11
C 7 Community Partnership Children	5	2	5	4	8
C 7 St. Johns Family Integrity	1	0	0	8	0
C 9 & 18 Embrace Families CBC	2	4	8	20	13
C 10 Heartland for Children	3	5	6	8	5
C 11 & 16 Citrus Health Network	9	19	15	14	16
C 12 Sarasota Safe Children Coalition	15	2	11	9	17
C 13 Eckerd Community Hillsborough	7	11	9	24	29
C 15 ChildNet Palm Beach	6	12	11	3	10
C 17 ChildNet Broward	1	2	4	6	18
C 18 Brevard Family Partnership	1	1	1	3	4
C 19 Communities Connected for Kids Cl	0	10	6	12	7
C 20 Children's Network of SW Fla	1	5	2	3	8
Statewide	108	111	107	190	215

Number of Children Whose Adoption Finalized Within 5 months of Termination of Parental Rights

Tier Level Achieved	Community-Based Care Agency	Amount Awarded	Adoption Achieved
None	Kid Central, Inc.	\$0.00	5
Tier II	Kids First of Florida	\$10,232.35	13
Tier IV	Big Bend Community-Based Care	\$70,591.69	50
	Brevard Family Partnership	\$53,422.81	20
	Embrace Families	\$129,226.49	35
	ChildNet Broward	\$156,895.98	40
	ChildNet Palm Beach	\$78,869.54	32
	Children's Network of SW FL	\$117,269.59	21
	Community Partnership for Children	\$85,154.58	40
	Communities Connected for Kids	\$54,725.81	32
	Eckerd Community Alternatives Pasco/Pinellas	\$166,706.77	60
	Eckerd Community Hillsborough	\$188,321.34	65
	Families First Network	\$101,327.05	28
	Family Support Services	\$67,065.95	92
	Heartland for Children	\$99,794.13	18
	Citrus Health Network	\$149,691.19	37
	Partnership for Strong Families	\$67,065.94	36
St Johns Family Integrity	\$14,179.65	14	
Sarasota YMCA	\$83,085.12	15	

**Number of Children Who Were Available for Adoption
(Post Termination of Parental Rights) for 24 Months or Longer**

Tier Level Achieved	Community-Based Care Agency	Amount Awarded	Adoption Goal
None	Brevard Family Partnership	\$0.00	5
	Embrace Families	\$0.00	7
	ChildNet Broward	\$0.00	7
	ChildNet Palm Beach	\$0.00	3
	Community Partnership for Children	\$0.00	5
	Communities Connected for Kids	\$0.00	2
	Family Support Services	\$0.00	2
	Heartland for Children	\$0.00	2
	Kids First of Florida	\$0.00	1
	Citrus Health Network	\$0.00	23
	St Johns Family Integrity	\$0.00	1
Tier I	Sarasota YMCA	\$20,771.28	12
	Children's Network of SW FL	\$58,634.80	9
Tier II	Eckerd Community Alternatives Pasco/Pinellas	\$83,353.39	30
	Eckerd Community Hillsborough	\$94,160.66	27
	Kids Central, Inc.	\$65,877.92	13
Tier IV	Big Bend CBC	\$70,591.69	18
	Families First Network	\$101,327.05	23
	Partnership for Strong Families	\$67,065.94	9

Number of Children Adopted Ages 14-17 Years Old

Tier Level Achieved	Community-Based Care Agency	Amount Awarded	Adoption Achieved
None	Eckerd Community Alternatives Pasco/Pinellas	\$0.00	14
	Eckerd Community Hillsborough	\$0.00	9
	Family Support Services	\$0.00	14
	Kids Central, Inc.	\$0.00	18
	Kids First of Florida	\$0.00	1
	St Johns Family Integrity	\$0.00	1
	Sarasota YMCA	\$0.00	12
Tier II	Brevard Family Partnership	\$26,711.40	11
	Community Partnership for Children	\$42,577.29	20

Number of Adopted Children Who were Placed in a Group Home for a Minimum of 30 Days
Within the Year Preceding Placement for Adoption

Tier Level Achieved	Community-Based Care Agency	Amount Awarded	Adoption Achieved
Tier II	Citrus Health Network	\$74,845.59	13
Tier III	Embrace Families	\$96,919.87	7
Tier IV	Big Bend CBC	\$70,591.69	16
	ChildNet Broward	\$156,895.98	3
	Children's Network of SW FL	\$117,269.59	4
	Communities Connected for Kids	\$54,752.81	8
	Family First Network	\$101,327.05	7
	Heartland for Children	\$99,794.13	8
	Partnership for Strong Families	\$67,065.94	4



ANNUAL ADOPTION SURVEY

July 2018 – June 2019

Department of Children and Families

Office of Child Welfare

November 15, 2019

Chad Poppell
Secretary

Ron DeSantis
Governor

Introduction

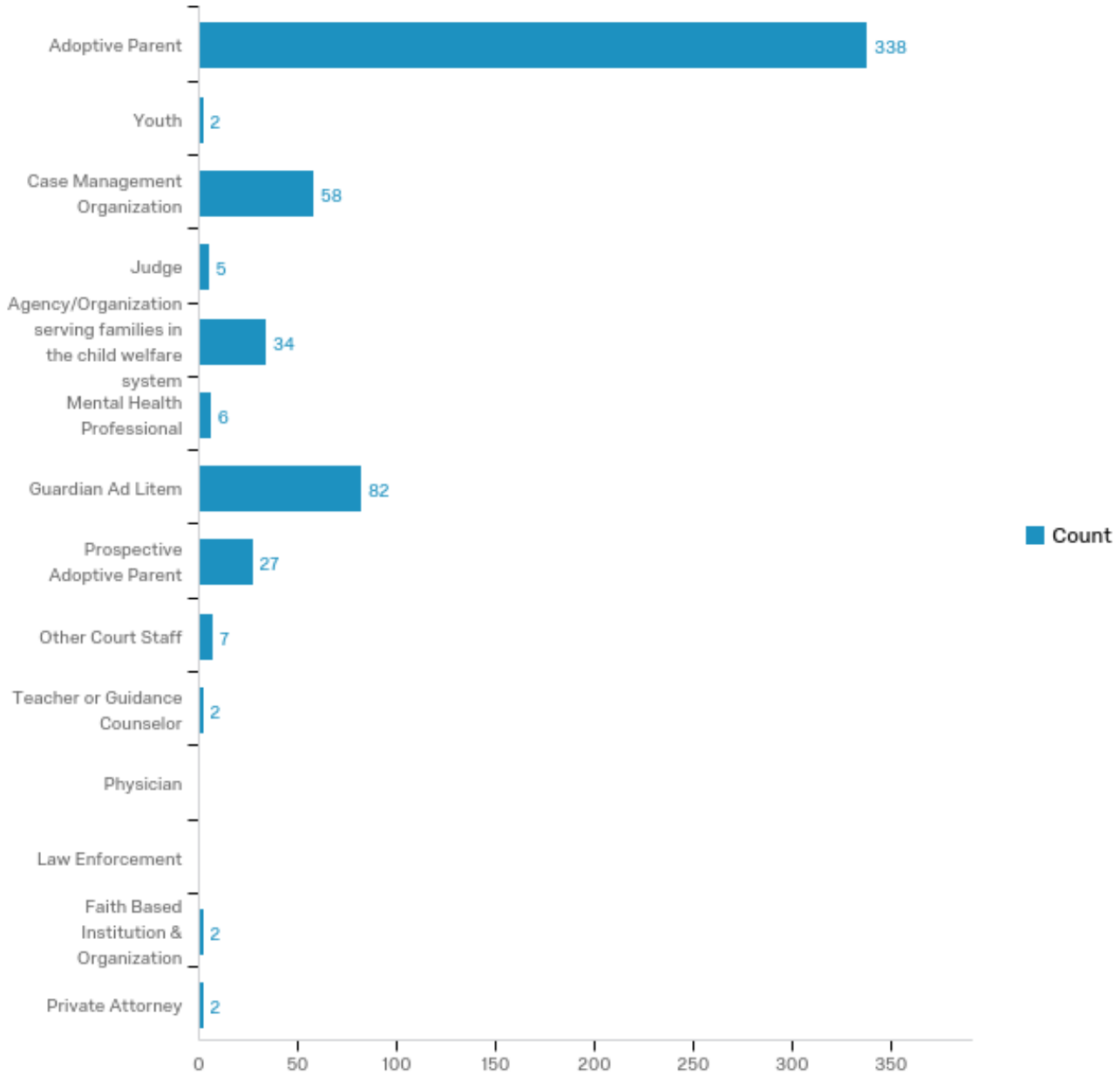
In an effort to improve, the Department of Children and Families is soliciting your feedback through the Annual Adoption Survey. Your perspectives, input and support are critical to the continued growth of our child welfare system.

The Annual Adoption Survey should take approximately **7 minutes** to complete. Responses to this survey are anonymous.

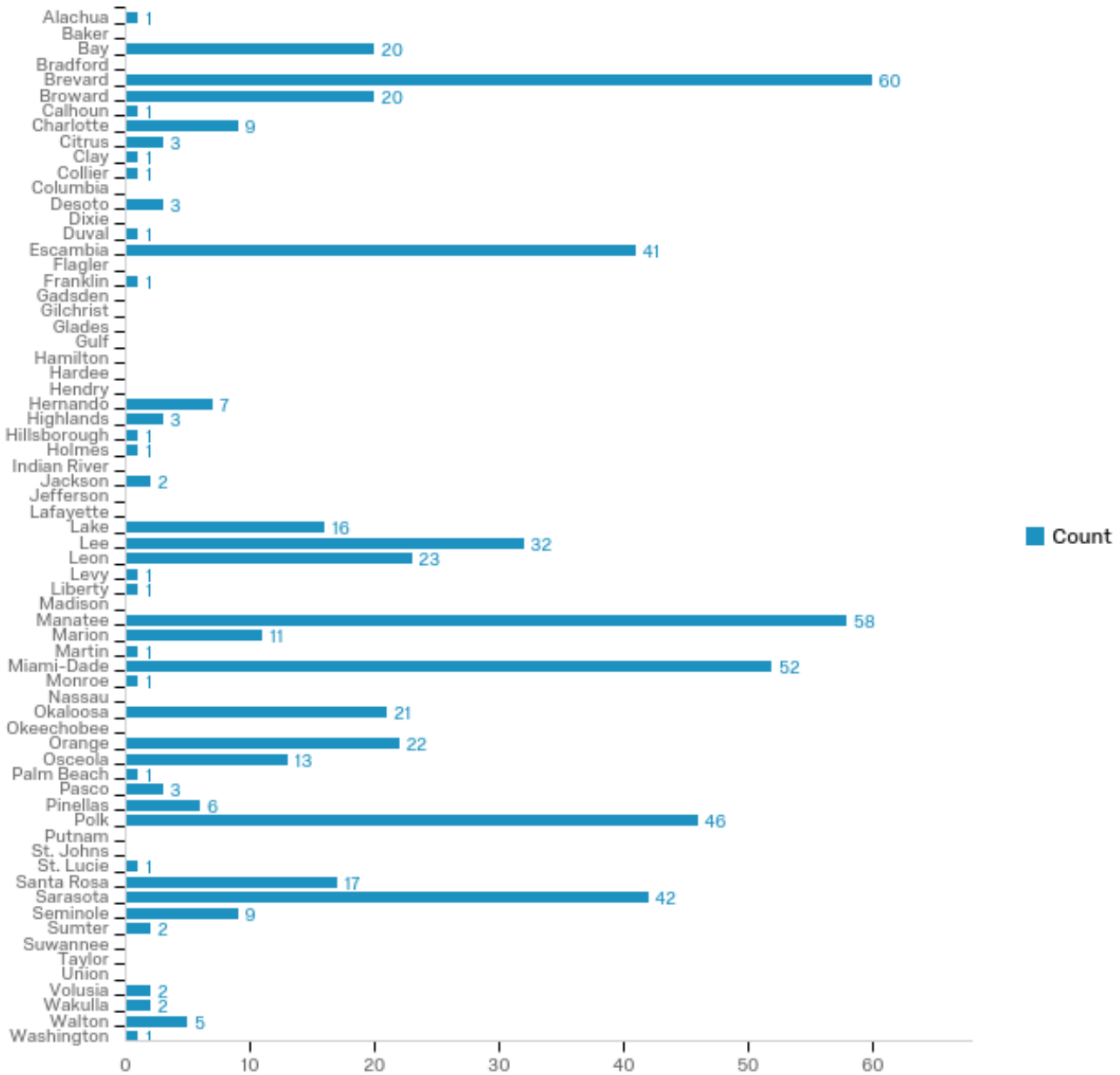
Thank you in advance for your response.

Annual Adoption Survey -2018-2019

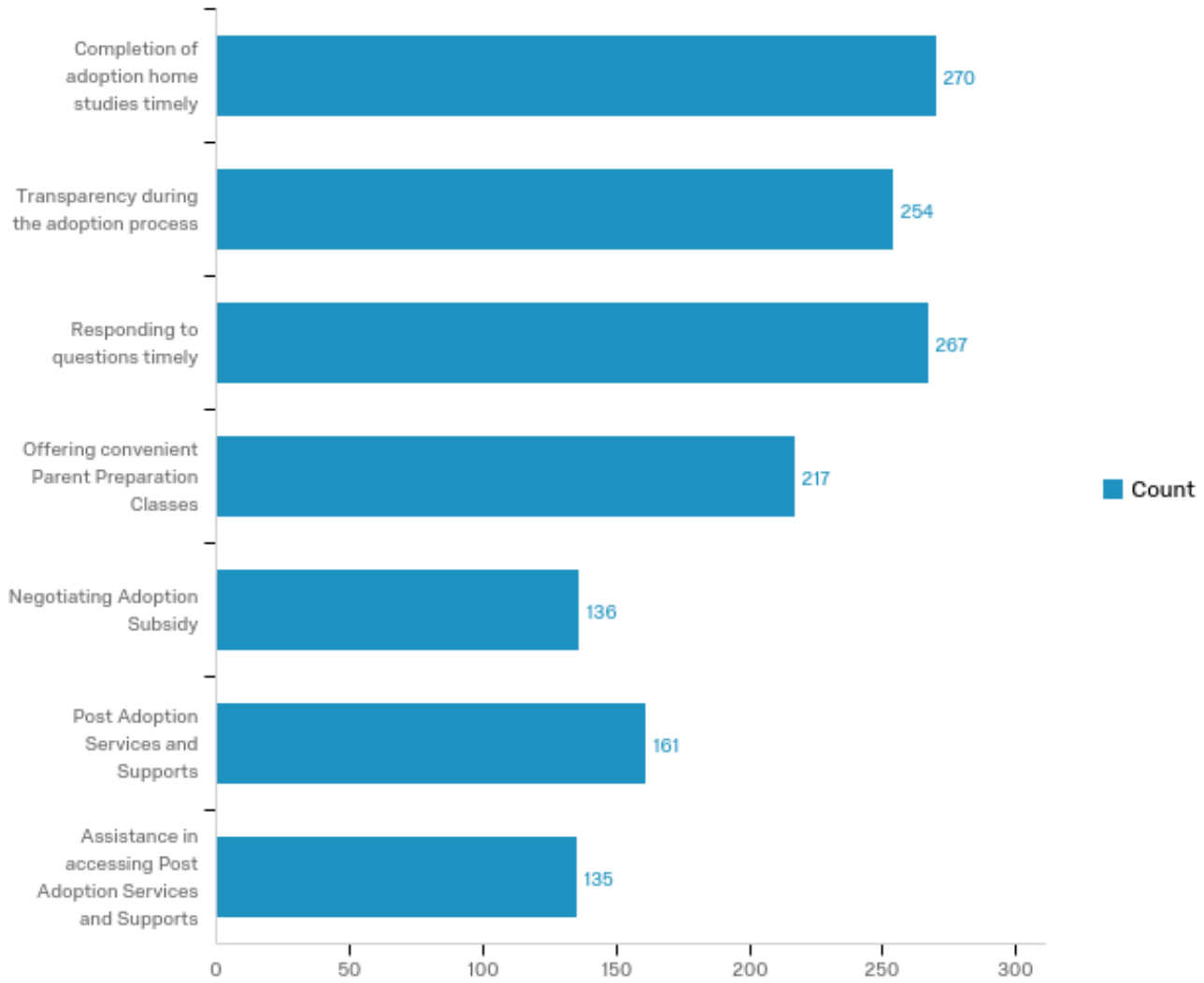
Please select your primary involvement in the adoption process, if any:



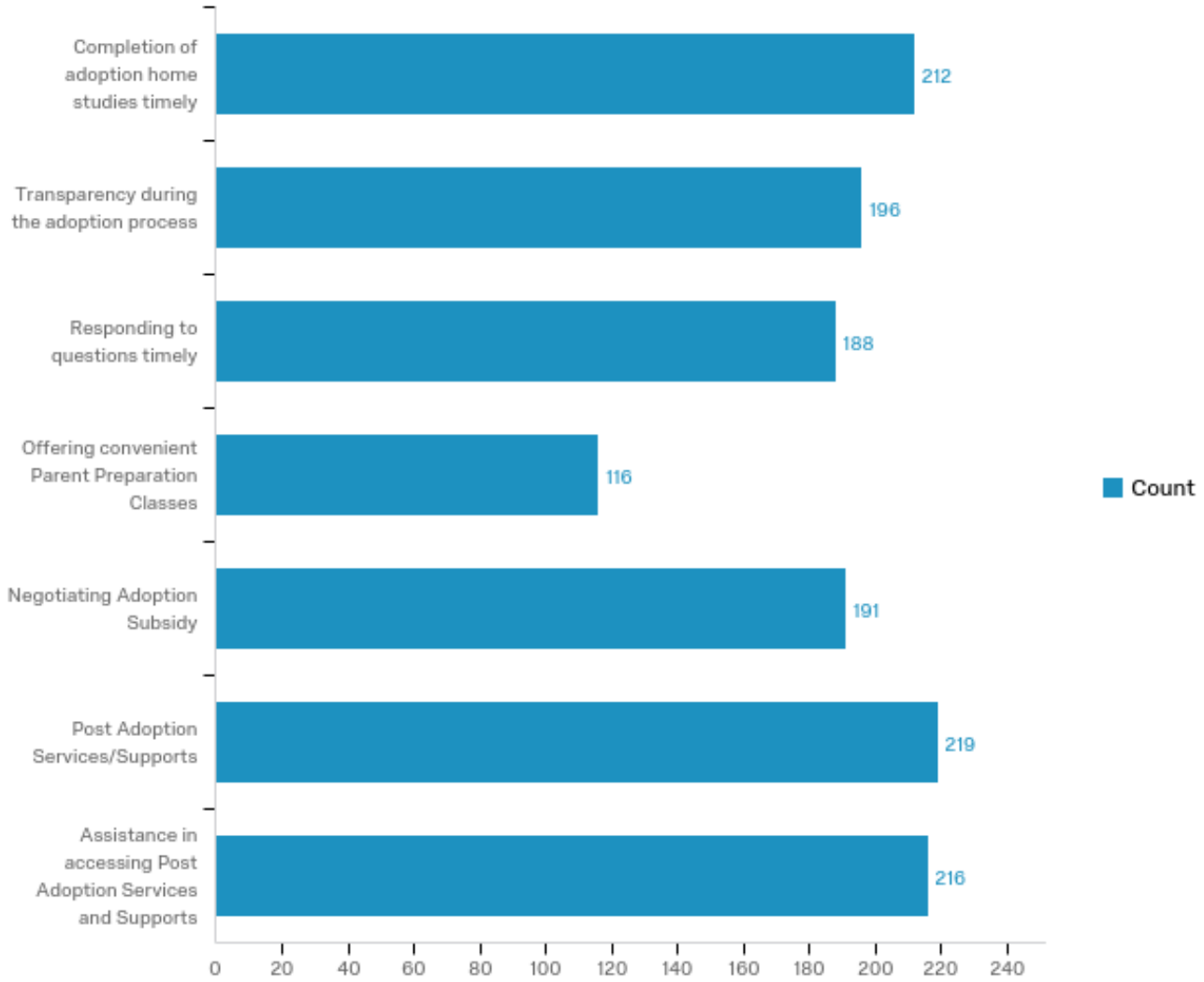
What is the primary county you work in or worked with during your adoption process?



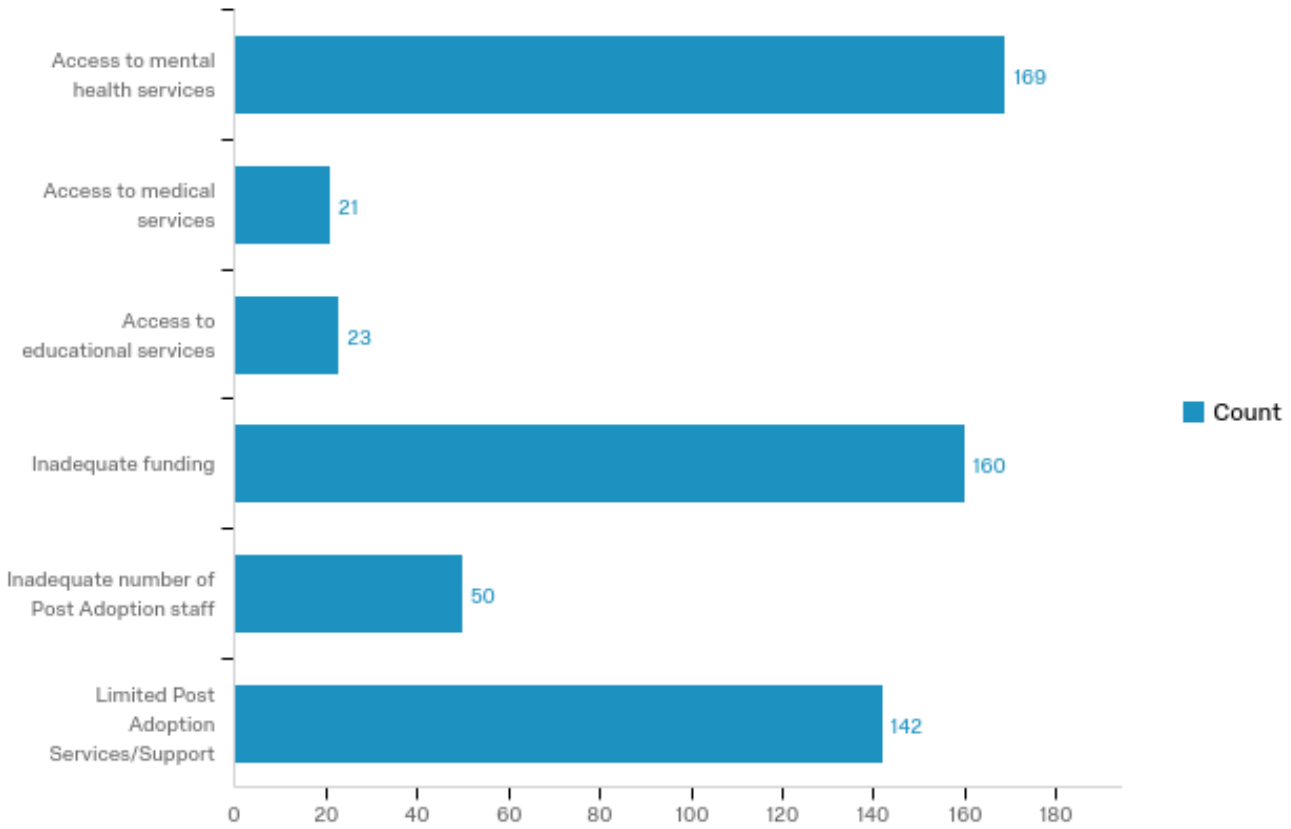
What area(s) does your lead Community Based Care Agency and/or Case Management Organization Agency excel in? Please select all that apply.



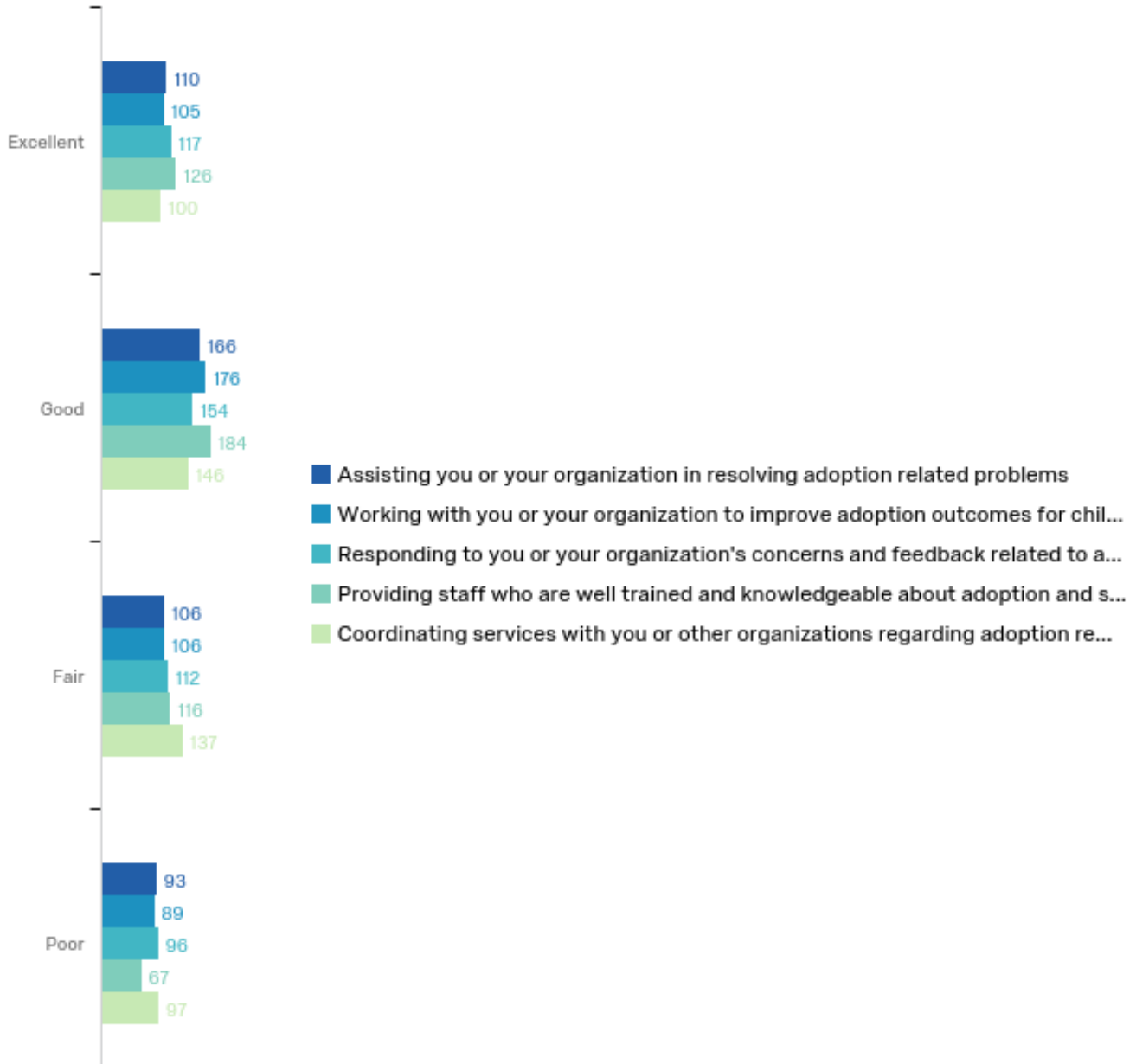
What area(s) does your lead Community Based Care Agency and/or Case Management Organization Agency need to improve in? Please select all that apply.



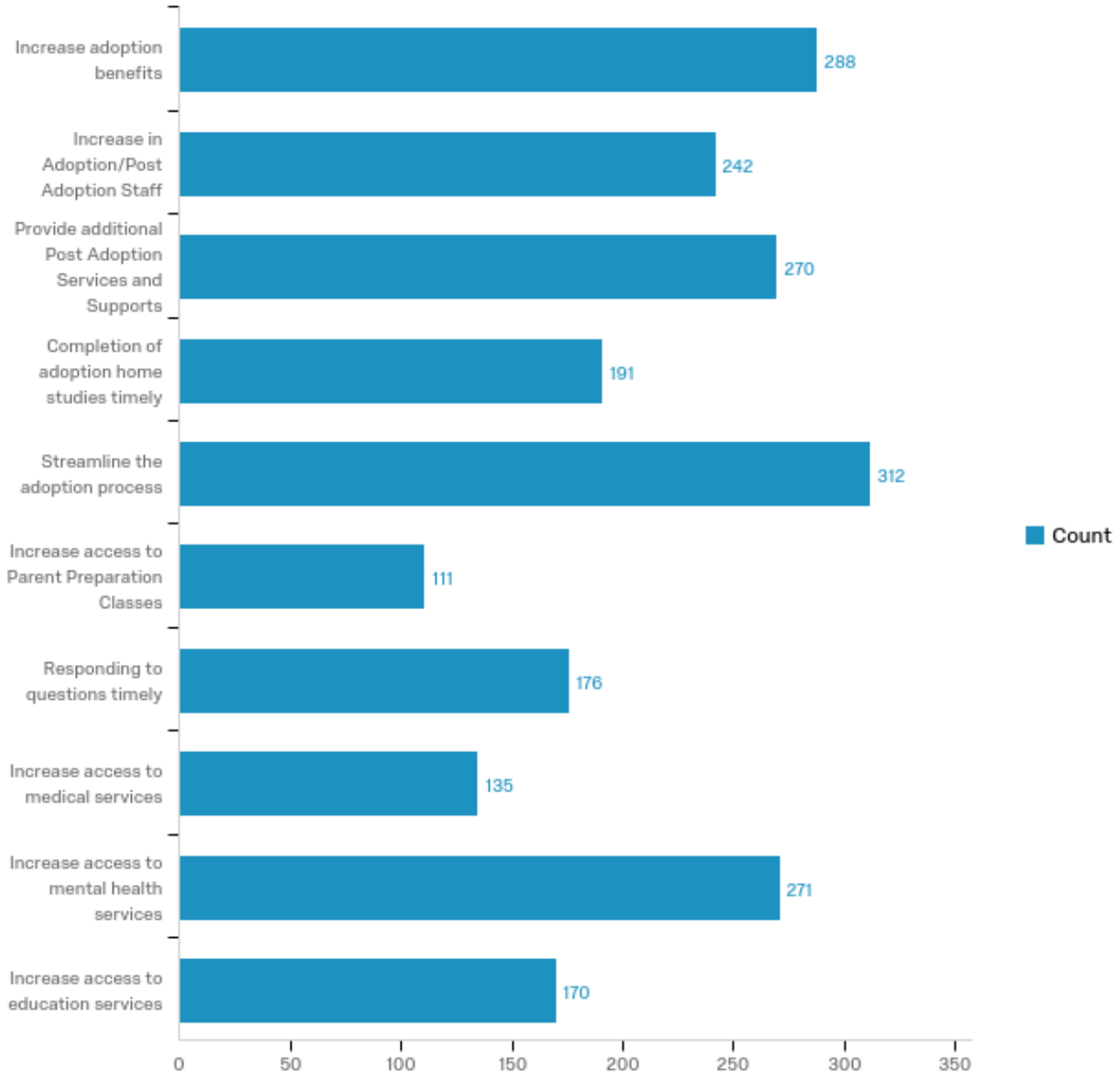
What do you believe is the number one challenge affecting the stability and well-being of Florida's adoptive children?



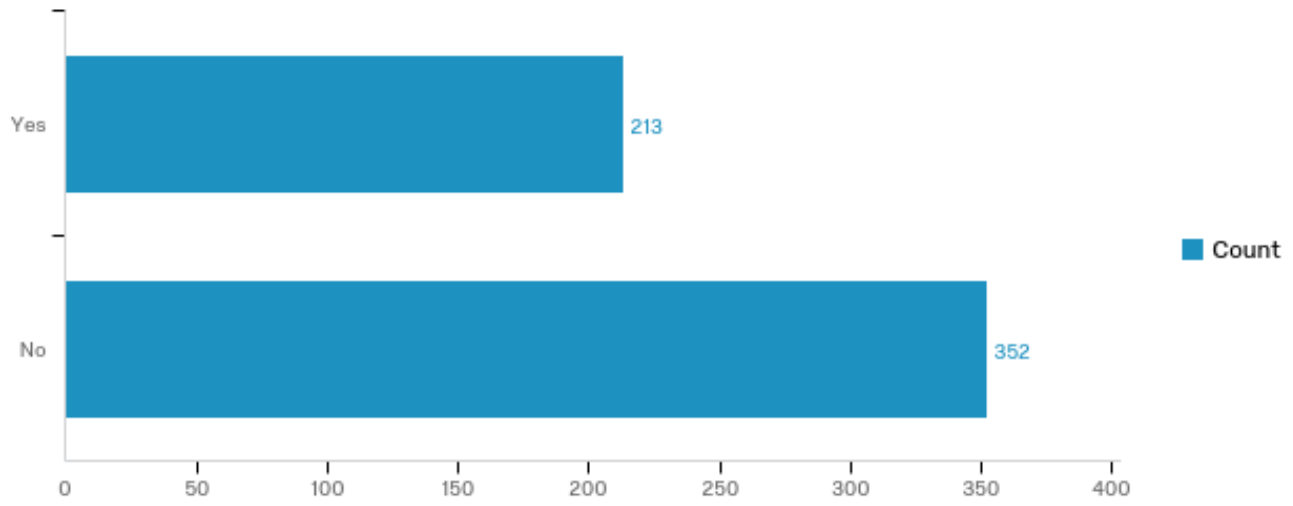
Based on your experience during the last 12 months, please rate the quality and timeliness of the following:



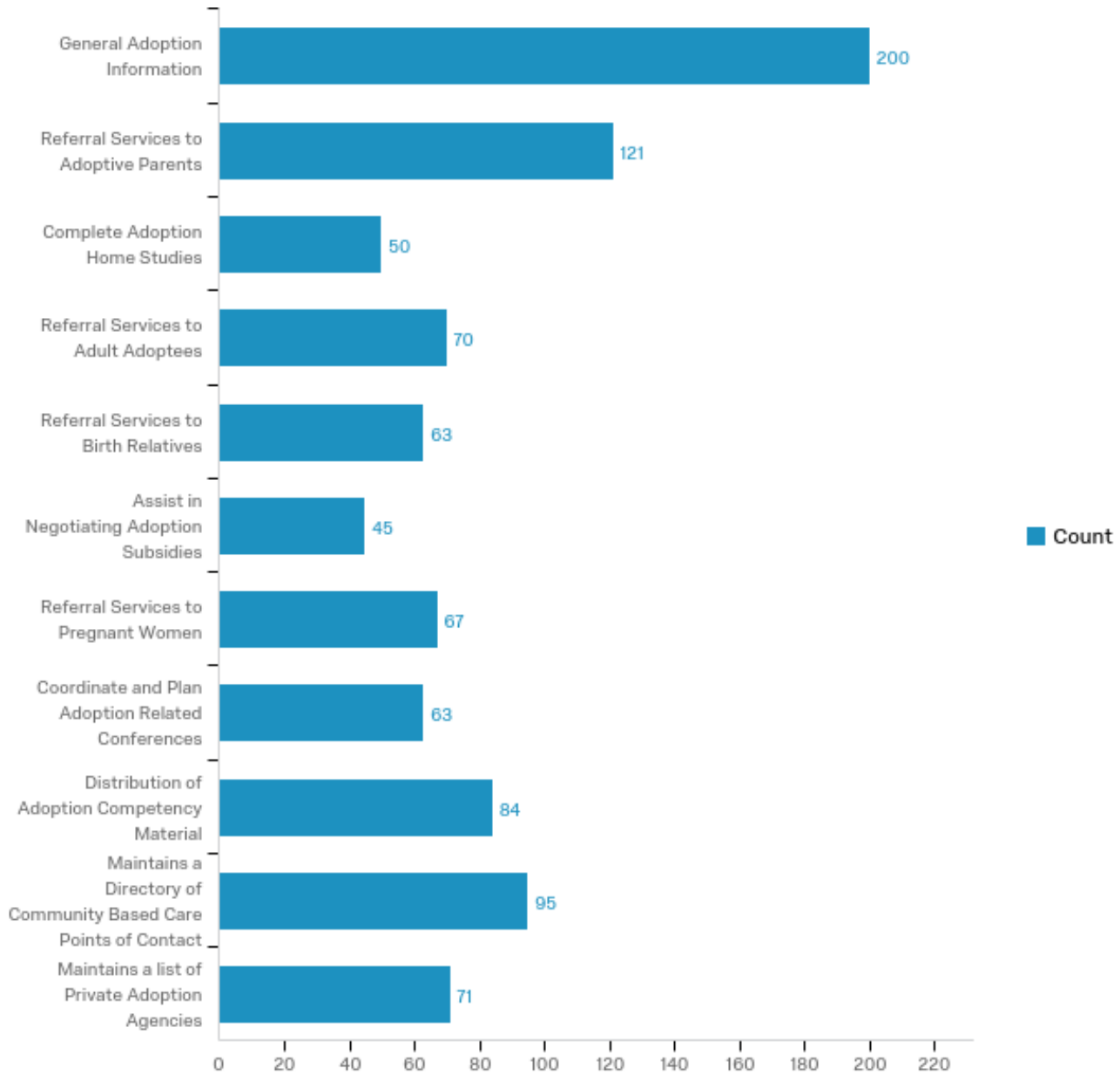
In what way can the state of Florida improve their adoption service delivery? Please select all that apply.



Are you aware that the State of Florida has an Adoption Information Center?



**Based on the knowledge, what services does Florida's Adoption Information Center offer?
Please select all that apply.**



Florida's Adoption Information Center provides adoption information and referral services to adoptive parents, adult adoptees, birth relatives, pregnant women and professionals. Please visit the Adoption Information Center at adoptflorida.com or contact them at 1-800-96-Adopt.

Thank you for participating in this survey.



POST COMMUNICATION SURVEY

Department of Children and Families

Office of Child Welfare

November 15, 2019

Chad Poppell

Secretary

Ron DeSantis

Governor

Introduction

In order to assess the quality and quantity of our post adoption programs, we need to hear from our adoptive parents who are the true customers of post adoption services. Post adoption services include all services and staff available to assist you as an adoptive parent and your adopted child, until the child turns age 18.

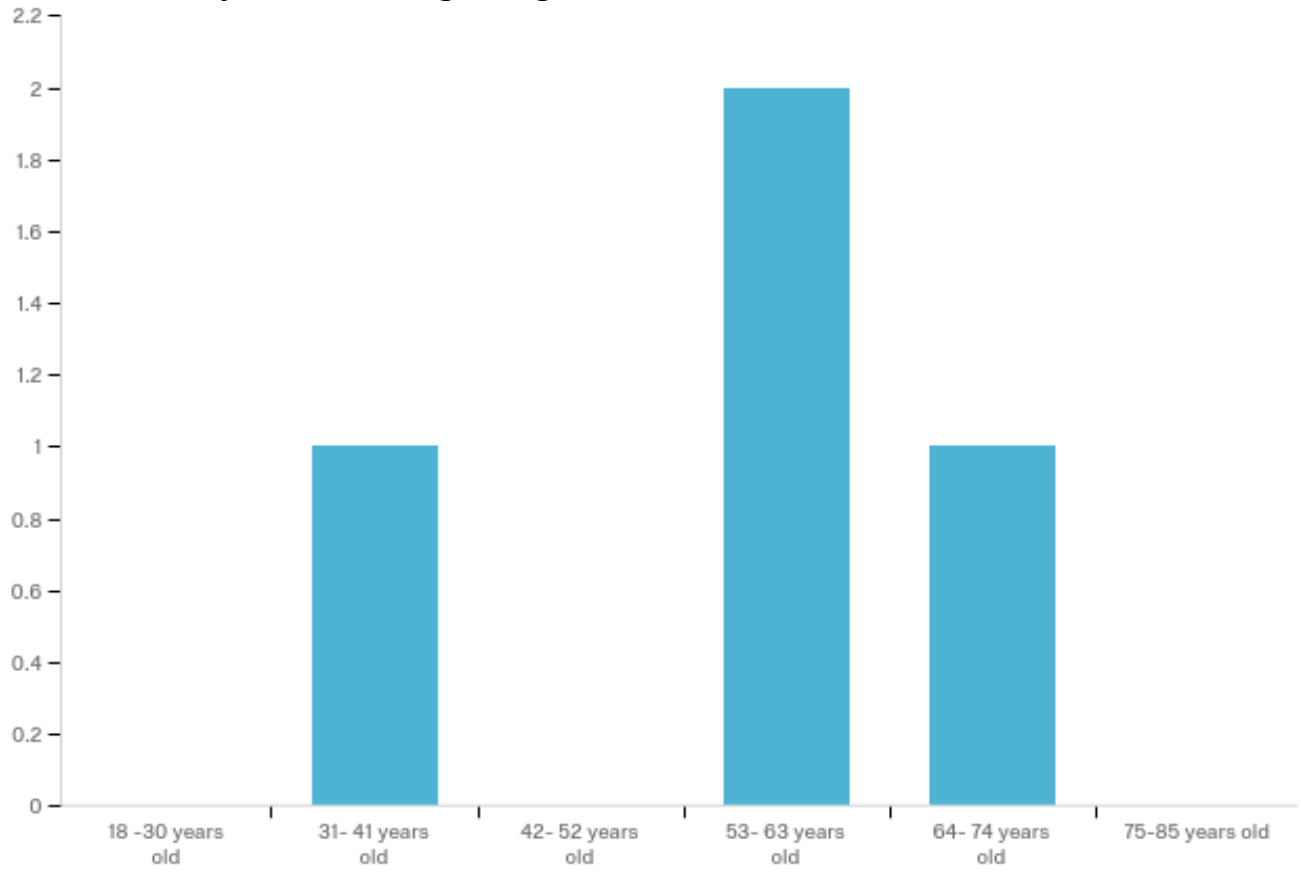
Please help us by taking a little time to answer the questions below. The Post Adoption Communication Survey should take less than **15 minutes** to complete. Responses to this survey are anonymous.

We very much want to hear from you and appreciate your input. Please call 1-800-96-ADOPT if you have questions.

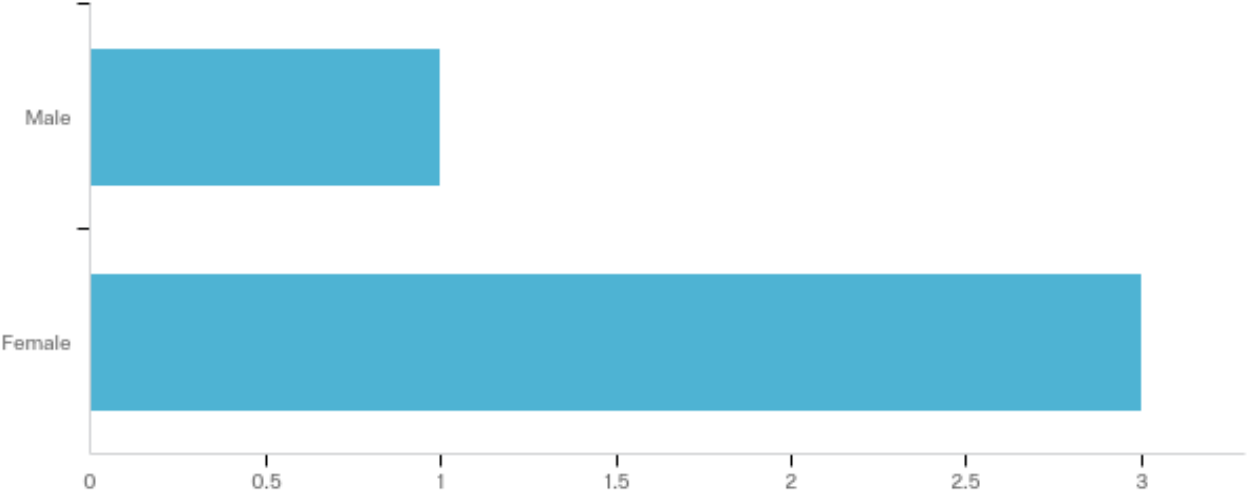
Thank you in advance for your response.

Annual Post Adoption Services Communication Survey 2018-2019

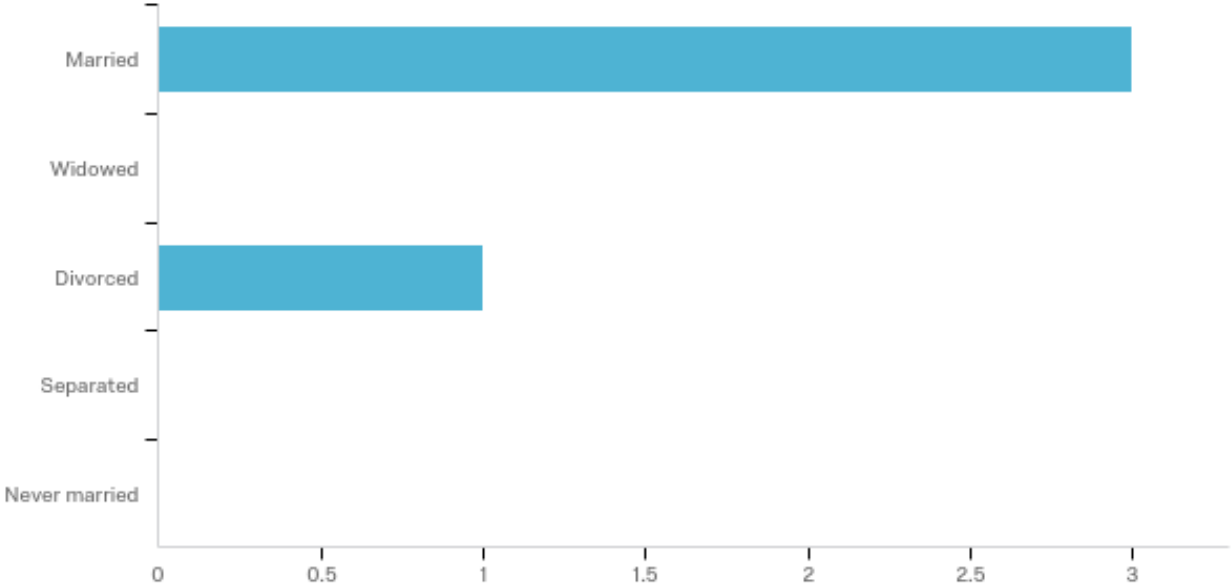
Please indicate your current age range:



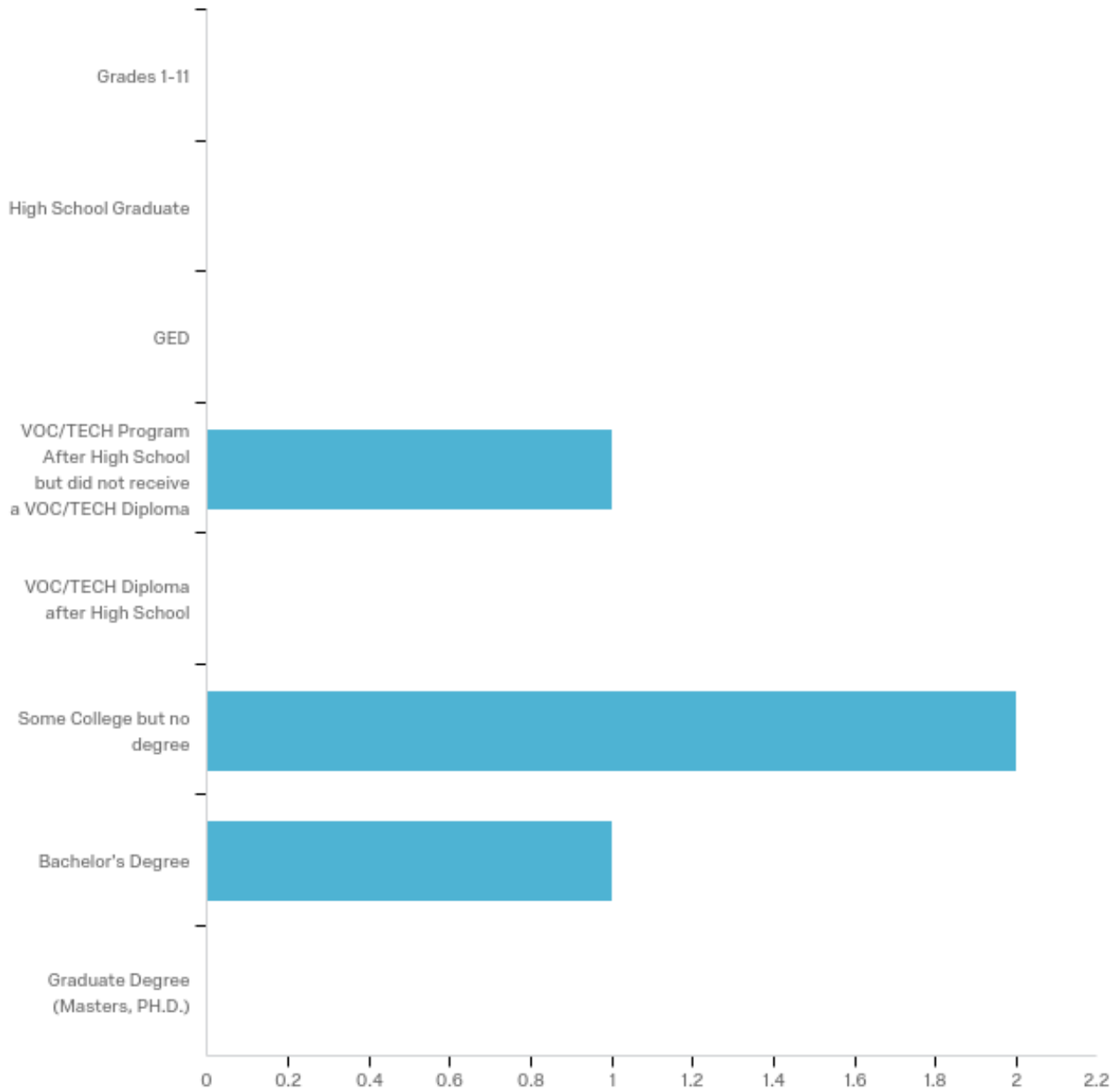
Please indicate your gender.



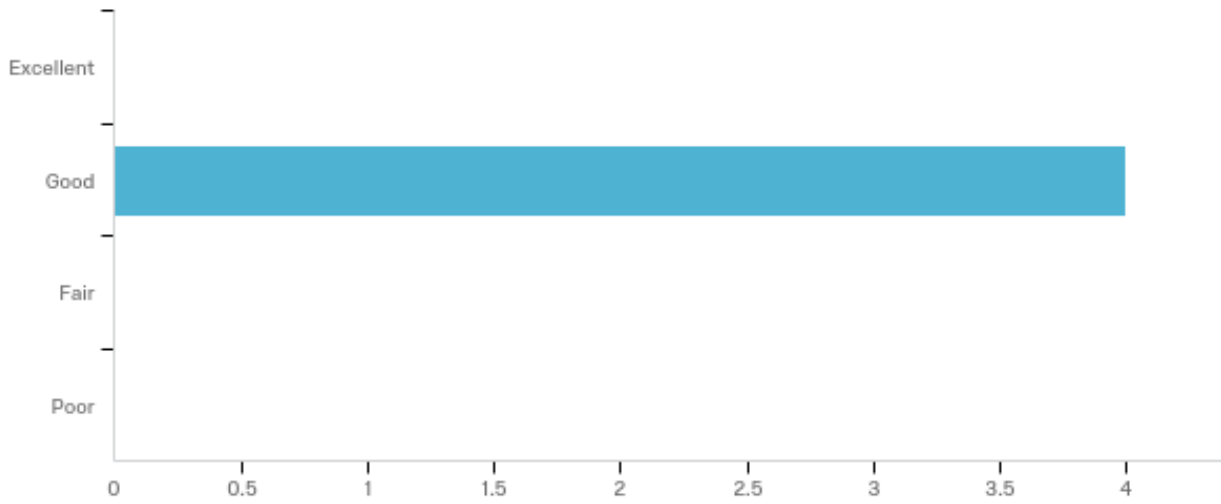
Are you currently ...



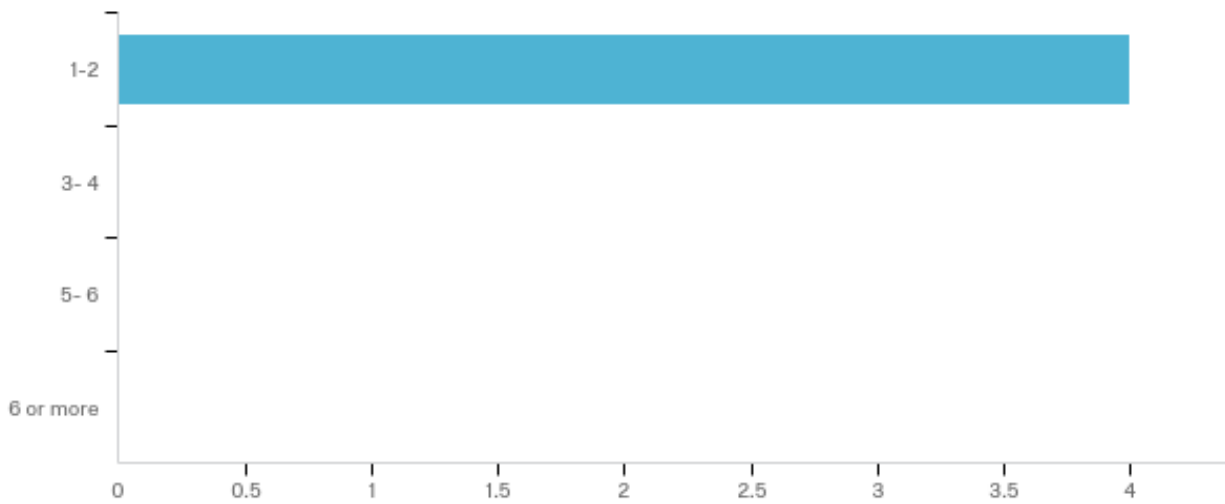
What is the highest level of schooling you have completed?



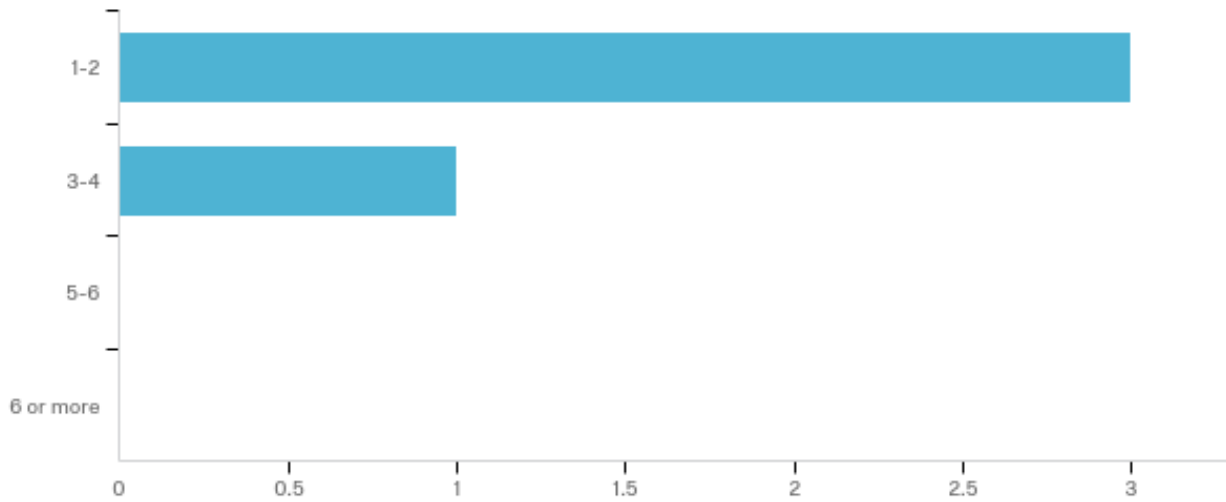
In general, how would you describe your physical health? Would you say it is ...



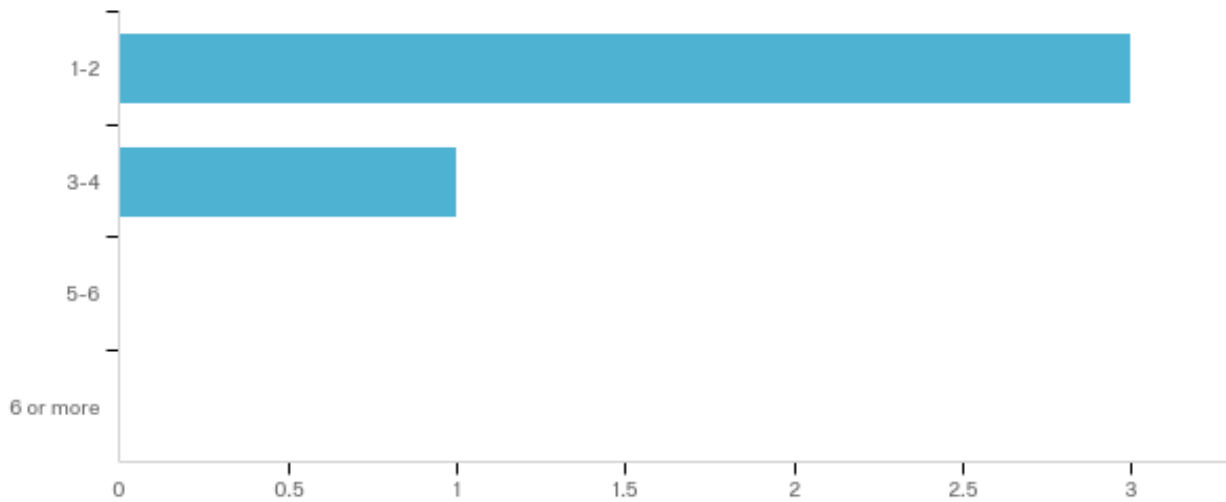
Please indicate how many adults age 18 and older, including yourself, currently reside in your household?



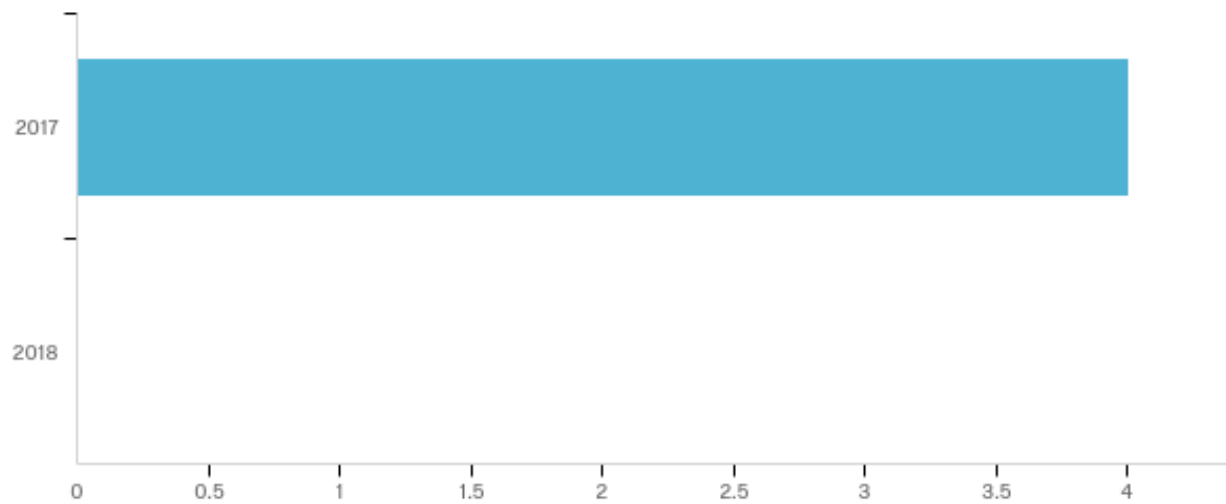
Please indicate how many children (under age 18) currently reside in your home?



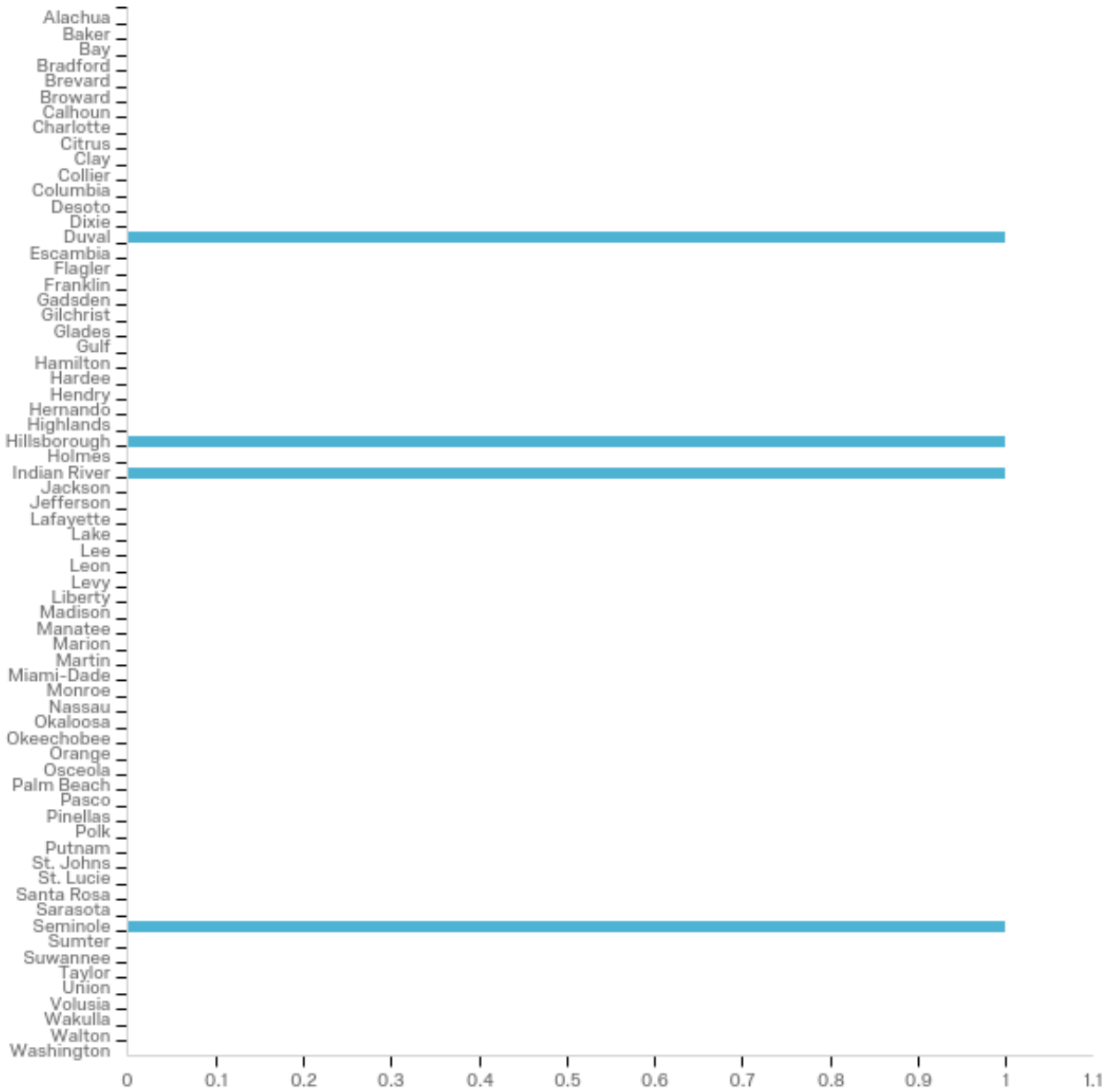
Of the children living in your home, how many were adopted?



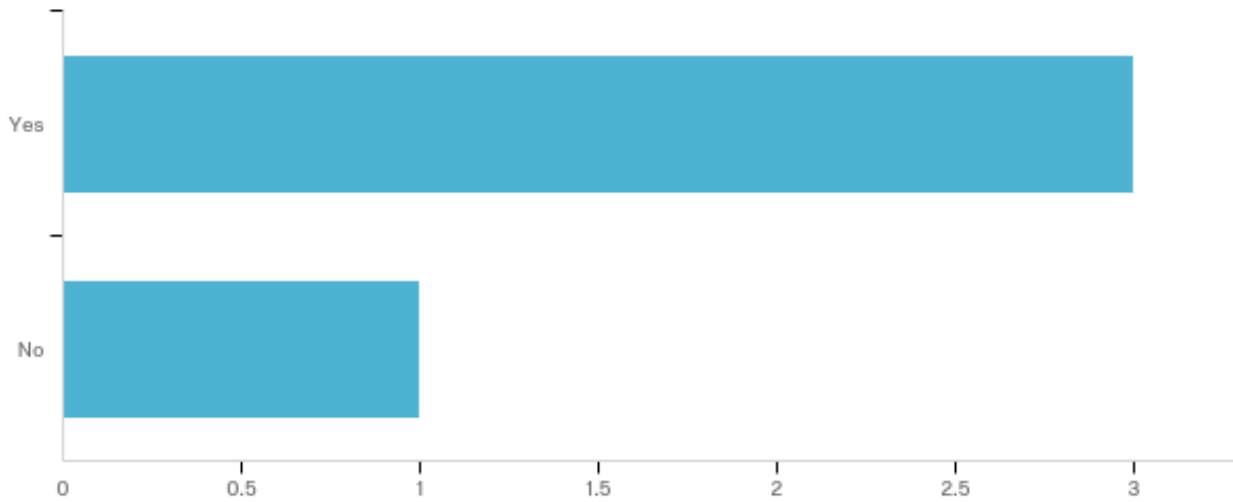
In what year did your first adoption finalize?



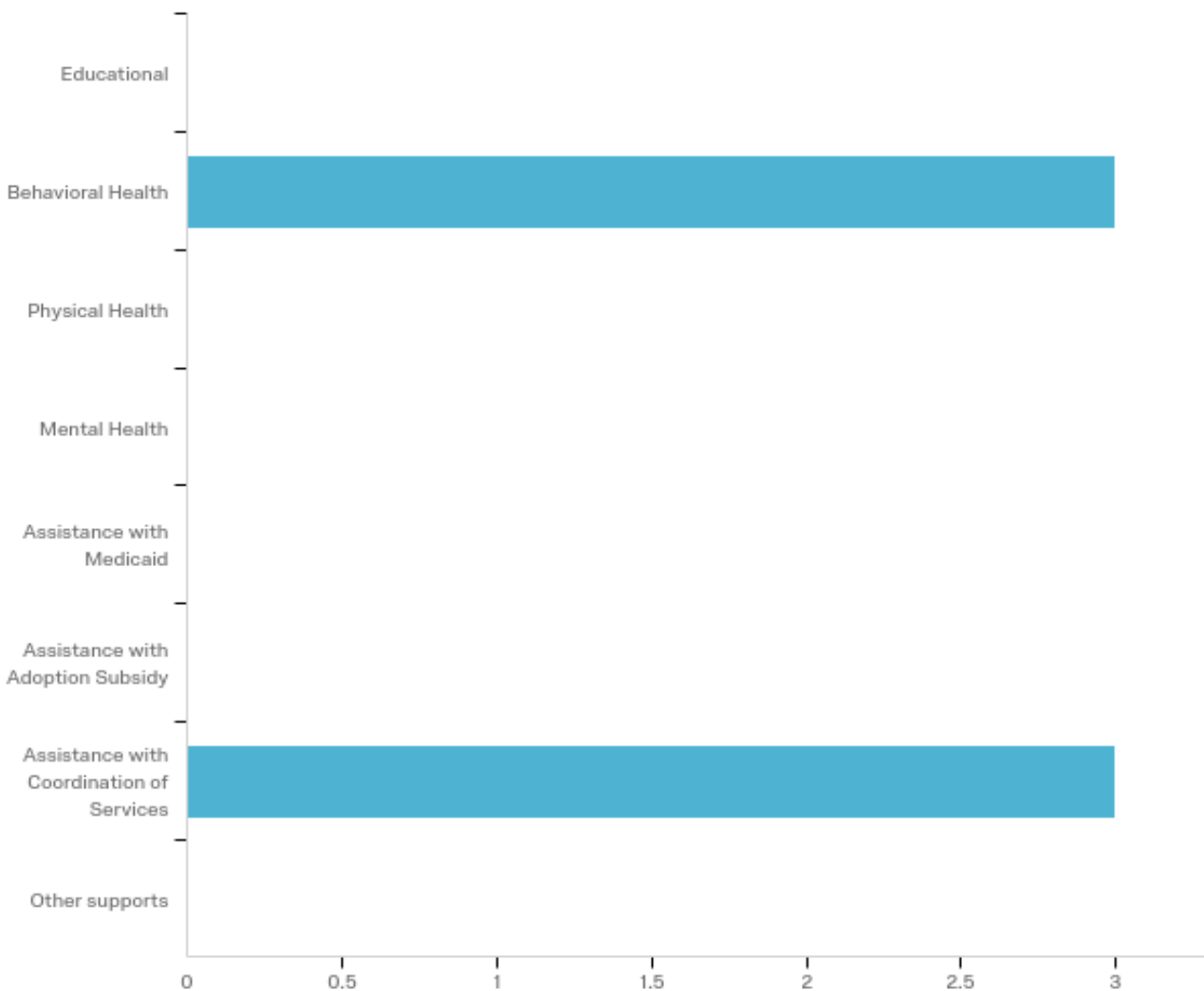
In what county did you finalize your Adoption



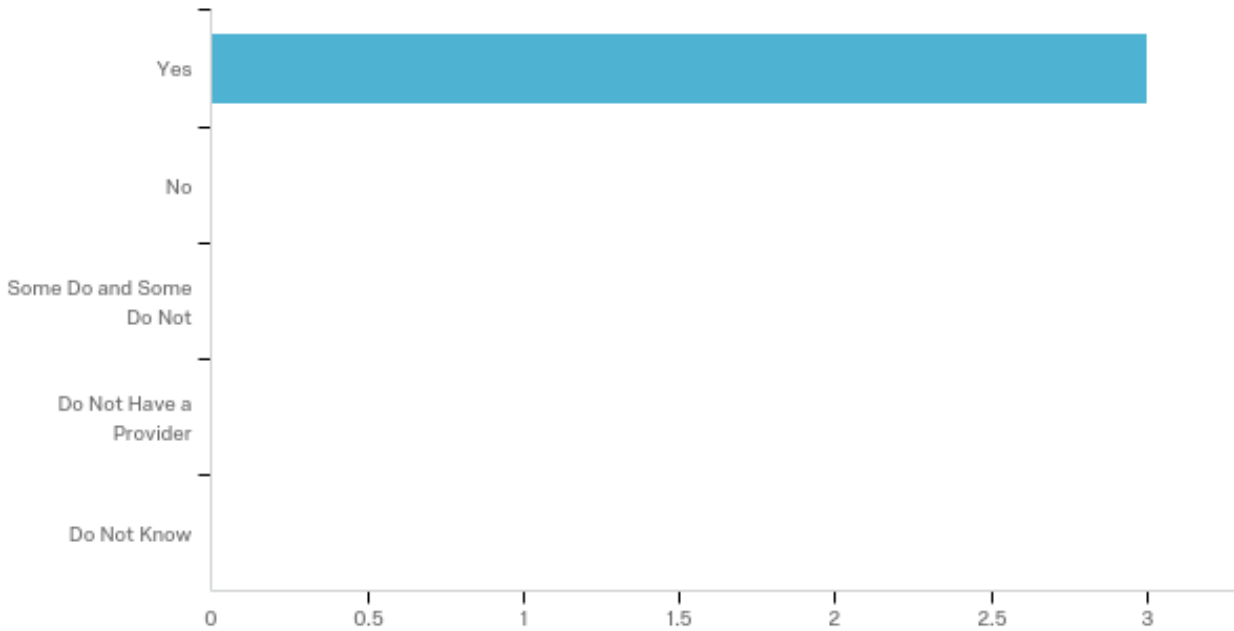
Has your family received Post Adoption Services/Supports since finalization?



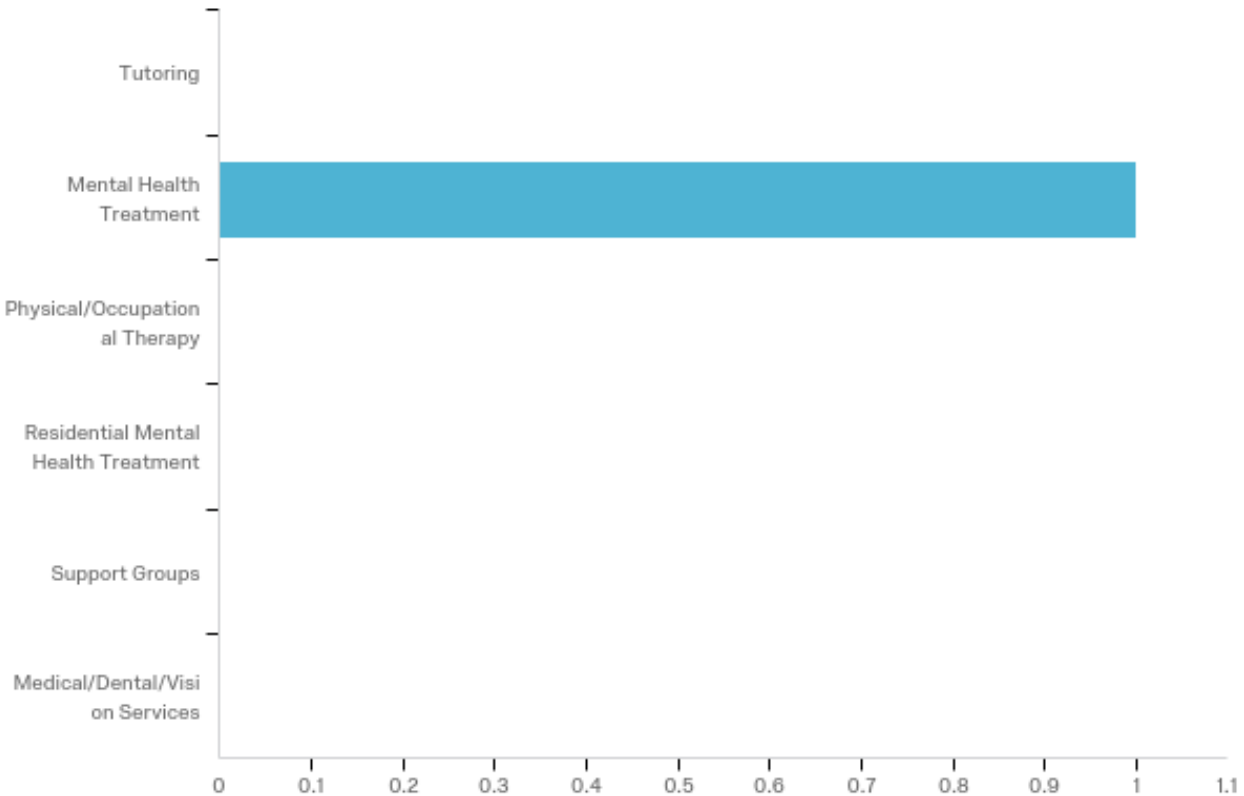
What type of Post Adoption Services has your family received. Please select all that apply.



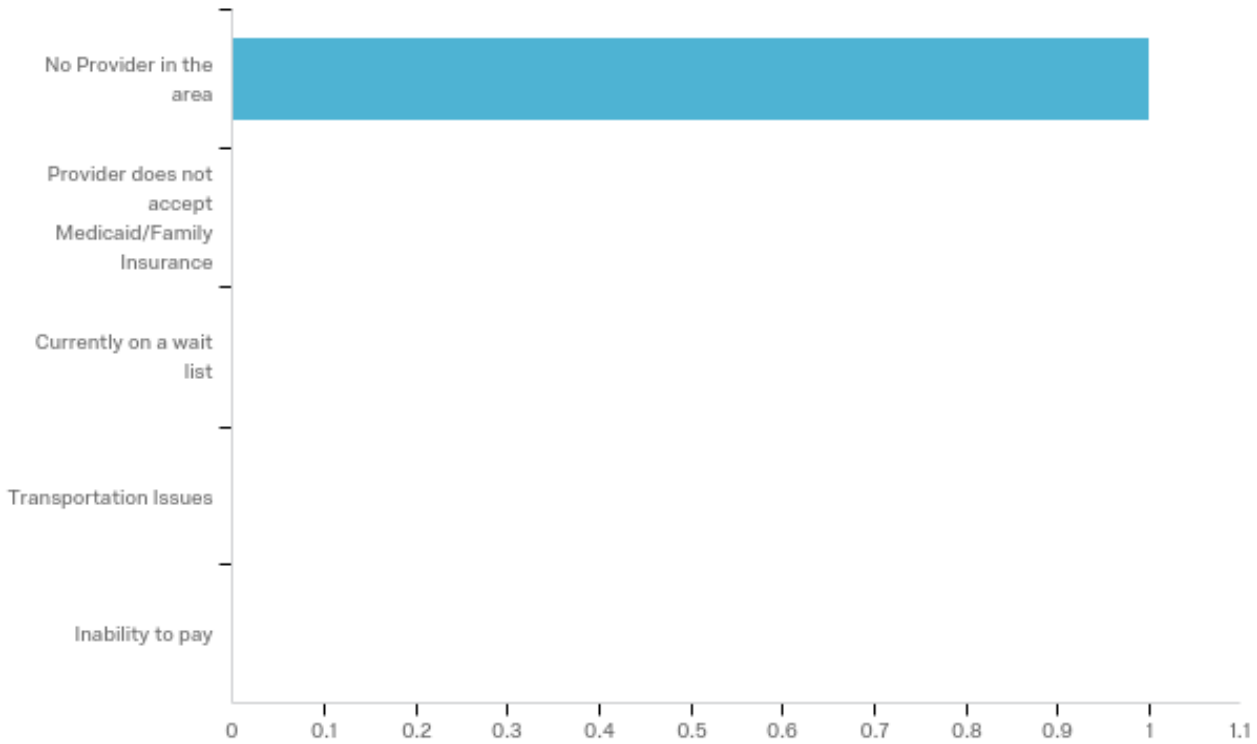
Do you feel the providers of the Post Adoption Services understood the issues that your adopted child and family have related to adoption?



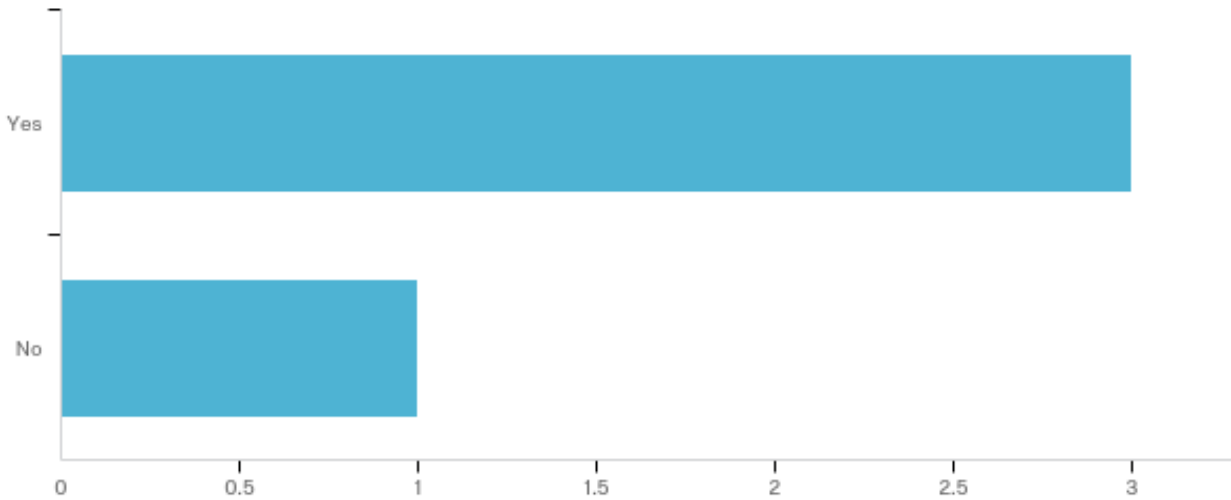
What services have you tried to access but are unable to receive? Please select all that apply.



**A service my child and/or my family needs is unavailable because of the following:
Please select all that apply.**



Do you feel comfortable asking your Post Adoption Worker for additional help/assistance?



Please indicate why you are uncomfortable asking your Post Adoption Worker for additional help/assistance?

