

FLORIDA OFFICE OF INSURANCE REGULATION

# ANNUAL REPORT

# 2019



DAVID ALTMAIER  
INSURANCE COMMISSIONER



# CONTENTS

## OFFICE OF INSURANCE REGULATION

LEADERSHIP 1

ABOUT THE OFFICE OF INSURANCE REGULATION 2

INSURANCE REGULATION IN FLORIDA 3

FLORIDA'S NATIONAL AND INTERNATIONAL LEADERSHIP ROLE 4

2018 MARKET OVERVIEW 5

INSURANCE AND THE FLORIDA ECONOMY 6


INSURANCE MARKET TRENDS 7

LIFE AND HEALTH INSURANCE 7

PROPERTY AND CASUALTY INSURANCE 9

EXAMINATIONS AND INVESTIGATIONS 12

STATISTICAL INFORMATION 13





# OFFICE OF INSURANCE REGULATION



## Annual Report Data

*Data represented in the Annual Report is submitted to OIR following the conclusion of the previous calendar year. The 2019 OIR Annual Report provides a summary of the financial information and activities of companies authorized to transact insurance-related business in Florida based on Calendar Year 2018.*



## DAVID ALTMAIER, INSURANCE COMMISSIONER

David Altmaier was appointed as the Florida Insurance Commissioner in April 2016 by the Financial Services Commission. He leads the Office of Insurance Regulation (OIR) and has oversight of one of the largest insurance markets in the world. Under Altmaier's leadership, OIR has worked to cultivate a market in Florida in which insurance products are reliable, available, and affordable.

Altmaier began his public service at OIR in 2008, serving in a number of roles including Chief Analyst of the Property and Casualty Financial Oversight unit and Deputy Commissioner of Property and Casualty Insurance.

In 2019, Altmaier was voted Vice President of the National Association of Insurance Commissioners (NAIC) and was voted NAIC President-Elect for 2020. In his role as President-Elect, Altmaier serves as Vice Chair of the Executive Committee, Internal Administration Subcommittee and the Government Relations Leadership Council. Commissioner Altmaier was also appointed by Governor DeSantis to serve as a member Florida's Blockchain Task Force.

Prior to joining OIR, Altmaier worked as a Florida licensed 2-20 and 2-14 insurance agent and as a high school math teacher. Altmaier graduated from Western Kentucky University in 2004 with a bachelor's degree in mathematics.

# ABOUT THE OFFICE OF INSURANCE REGULATION

## Mission

To promote a stable and competitive insurance market for consumers.

## Vision

OIR envisions a robust and competitive insurance market while maintaining protections for the insurance-buying public.



Florida Office of  
Insurance Regulation

The Insurance Commissioner is appointed by, and reports to, the Financial Services Commission (FSC). The FSC is comprised of the Governor, the Attorney General, the Chief Financial Officer, and the Commissioner of Agriculture and Consumer Services and serves as agency head for purposes of rulemaking.

OIR pursues its mission by:

- Licensing insurance companies and insurance related entities;
- Reviewing forms and rates for insurers and insurance related entities;
- Monitoring the financial condition of insurers and requiring corrective action when appropriate;
- Enforcing insurer and insurance-related entity compliance with statutory market conduct requirements;
- Working to attract more insurance-related companies, jobs and capital to the Florida insurance market;
- Engaging in national and global regulatory policy formulation and standard-setting affecting Florida; and
- Collecting and analyzing insurance data for use by the OIR, policymakers, companies, and consumers.

**283**

FULL-TIME EQUIVALENT  
POSITIONS

REGULATES  
**\$154**  
BILLION  
INDUSTRY

OVERSEES MORE THAN  
**4,400**  
ENTITIES



OIR is the lead regulatory agency overseeing Florida’s insurance industry – one of the largest, most complex insurance industries in the world. OIR is housed within the Department of Financial Services (DFS) for administrative, personnel, and technology support. OIR works alongside DFS to serve and protect Floridians.

### **Department of Financial Services**

The DFS is responsible for all activities concerning:

- Insurance agents and agencies
- Insurance consumer services
- Insurance fraud
- Workers’ compensation administration
- Rehabilitation and liquidation

### **Office of Insurance Regulation**

OIR is responsible for all activities concerning insurers and other risk bearing entities to include:

- Certificates of authority
- Product review to include policy forms and rates
- Market regulation
- Financial oversight

# FLORIDA'S NATIONAL AND INTERNATIONAL LEADERSHIP ROLE

Florida plays an active role with the National Association of Insurance Commissioners (NAIC) and the International Association of Insurance Supervisors (IAIS). The NAIC is the U.S. standard-setting and regulatory support organization created and governed by the chief insurance regulators from the 50 states, the District of Columbia and five U.S. territories. Through the NAIC, state insurance regulators establish standards and best practices, conduct peer review, and coordinate their regulatory oversight. NAIC staff supports these efforts and represents the collective views of state regulators domestically and internationally. NAIC members, together with the central resources of the NAIC, form the national system of state-based insurance regulation in the U.S.



The IAIS is the principal international organization of insurance supervisors, engaged in creating international standards and guidelines on insurance supervision, and encouraging members to implement the standards. The International Association of Insurance Supervisors (IAIS) represents insurance regulators and supervisors of more than 200 jurisdictions constituting 97% of the world's insurance premiums.<sup>1</sup>

In 2019, Commissioner Altmaier was voted Vice President of the National Association of Insurance Commissioners (NAIC) and was voted NAIC President-Elect for 2020. In his role as President-Elect, Altmaier serves as Vice Chair of the Executive Committee, Internal Administration Subcommittee and the Government Relations Leadership Council.

Through these partnerships, Commissioner Altmaier leads an effort to execute a consistent application of best practices for the financial oversight of insurers operating in the U.S., while also leading the NAIC's most visible solvency initiative, the development of a Group Capital Calculation for U.S. insurance groups. This initiative is under development to assist state regulators, the Federal Reserve Board, and the Federal Insurance Office as well as the international supervisory community.

Commissioner Altmaier was appointed chair of the NAIC's Financial Condition (E) Committee in 2018 and reappointed in 2019. The committee serves as the central forum for maintenance and development of all financial solvency considerations for the state-based system of insurance regulation.

1. *National Association of Insurance Commissioners.*







# 2018 MARKET OVERVIEW





# INSURANCE AND THE FLORIDA ECONOMY

Insurance carriers and related entities added more than 8,500 jobs in 2018 showing continued growth in the Florida insurance industry.

Insurance carriers and insurance-related activities accounted for 194,248 jobs, or more than 2 percent of all jobs in Florida.<sup>2</sup> The average annual salary and benefits in the insurance industry were \$94,789.<sup>3</sup> Florida insurance industry employees received \$18.4 billion in total compensation, or 3.2 percent of the total compensation received by all Florida employees.<sup>4</sup> The Florida insurance industry generated approximately \$29.7 billion in total economic output, or 2.9 percent of Florida's gross domestic product.<sup>5</sup>

OIR has continued its business development efforts to bring additional insurers to the state. In 2018, the Florida insurance market added 127 new insurance and insurance-related entities, bringing the total number of insurance-related entities operating in Florida to 4,463. This includes 3,191 foreign and 1,172 domestic insurers.

Insurance regulatory costs in Florida declined again for the ninth straight year from \$1.33 per \$1,000 of premium in 2009 to \$0.52 in 2018 according to the NAIC.<sup>6</sup> In 2018, Florida's cost of insurance regulation continued to rank the lowest among the four most populous states.<sup>7</sup>

THE FLORIDA INSURANCE  
INDUSTRY REPRESENTED

**2.9%**

OF FLORIDA GDP IN 2018

- 
2. U.S. Department of Commerce, Bureau of Economic Analysis, SA27N Full-Time and Part-Time Wage and Salary Employment by NAICS Industry, 06/01/20
  3. Calculated based on U.S. Department of Commerce, Bureau of Economic Analysis, SA27N Full-Time and Part-Time Wage and Salary Employment by NAICS Industry, 06/01/20 and SA6N Compensation of Employees by NAICS Industry, 06/01/20
  4. U.S. Department of Commerce, Bureau of Economic Analysis, SA6N Compensation of Employees by NAICS Industry, 06/01/20
  5. U.S. Department of Commerce, Bureau of Economic Analysis (BEA). Gross Domestic Product by State for "Insurance carriers and related activities" 06/01/20 \*Used previous years data for insurance industry. Current year not available.
  6. National Association of Insurance Commissioners, State Insurance Regulation in Florida: Key Facts and Trends.
  7. National Association of Insurance Commissioners: State Insurance Regulation in California: Key Facts and Trends; State Insurance Regulation in New York: Key Facts and Trends; and State Insurance Regulation in Texas Key Facts and Trends.



# INSURANCE MARKET TRENDS

In this section, market trends and conditions are assessed against a variety of criteria, which may include market concentration, coverage availability, residual markets, premium volume, premium rates, and company financial condition.

## LIFE AND HEALTH INSURANCE

### Health Insurance

In plan year 2018, nine health insurance companies offered individual market products on and off the federal Patient Protection and Affordable Care Act (PPACA) Exchange in Florida compared to fifteen in plan year 2017.

The individual health insurance market in Florida consisted of approximately 800,000 consumers when PPACA originated in 2010. It has since grown to approximately 1.7 million consumers in 2018. Another two million consumers had coverage through the group health insurance market.

Individual market rates increased for Plan Year 2018 by an average of 44.7 percent. Despite the large increase in rates, the number of covered lives in the individual market grew by 3.9 percent as many individuals receive federal premium tax credits which help offset the increase in premium costs. Total premiums for the major medical market exceeded \$21.8 billion in 2018.

Rate increases are moderating for Plan Year 2019 to an average increase of 5.2 percent.

### Medicare Supplement Insurance

Medicare Supplement insurance is coverage for services that original Medicare does not cover, such as copayments, coinsurance, and deductibles. While new carriers have been entering the market in recent years, market share has remained concentrated with the top five carriers accounting for approximately 87 percent of 2018 enrollment. Growth in enrollment has remained steady at 2.24 percent. Medicare supplement plans are facing increased competition from Medicare Advantage products as they often offer a lower premium. In 2018, there were a total of 916,771 enrollees in Medicare Supplement plans with \$2.31 billion in direct premiums earned.

## Life Insurance

In 2018, the number of in-force life insurance policies in Florida grew by 6,860 policies although total premium declined by 2.2 percent. The life insurance market in Florida remains competitive with 269 companies issuing policies in 2018 and the top five companies accounting for just 24 percent of the state market. This competitive environment in the state appears likely to continue. The overall total premiums earned for the life insurance market were \$9.80 billion with \$7.01 billion in death benefits paid.


## Annuities

Annuity considerations (premium) rebounded strongly in 2018 after small declines in 2016 and 2017. Considerations were up 14.5 percent in 2018. Stock market volatility during 2018 is thought to be a leading reason for the increased sales as investors looked for guaranteed income. Total annuity considerations for 2018 were \$19.60 billion with benefits at \$6.07 billion.

## Long-Term Care Insurance

Nationally, long-term care insurance premiums have been rising. OIR continues to address this issue by approving rates for insurers that would be phased-in incrementally to reduce the impact of rate increases with subsequent periods of time where policyholders are guaranteed no further increases. The length of the implementation period and the subsequent rate guarantee period is often dependent on the size of the increase. In addition, OIR has required companies to offer policyholders a range of benefit options toward mitigating the rate increase.

Direct long-term care premiums continue to grow, largely due to pricing as opposed to market growth. Premiums on new policies for 2018 continued to decrease from prior years and are less than half of what they were five years ago. The number of covered lives also continued their slow decline as covered lives have decreased by 11 percent over the last five years. Losses continued to exceed premiums by a wide margin indicating that the challenges that currently exist on a national scale will likely continue. 2018 total direct premiums earned were \$673.37 million with direct losses at \$1.066 billion.





# PROPERTY AND CASUALTY INSURANCE

## Homeowners' Insurance

The homeowners' insurance market in Florida continued to grow in 2018, with over 76 percent or 5.8 million of the policies in force covered by the domestic market. This helped reduce the number of policies written by Citizens Property Insurance Corporation, the state's property insurer of last resort, to under six percent. Some of the growth of the voluntary market was due to the high level of capacity available in the reinsurance market, which permits insurers to increase writings. In 2018, Florida experienced two major hurricanes, Irma and Michael, and continue to see large increase in the severity of claims, mostly related to assignment of benefits. The cost of reinsurance in 2018 remained about the same as 2017, with alternative vehicles such as insurance linked securities accounting for a large share of the reinsurance market. Florida-based companies continued to diversify operations and expand writings to other states in 2018.

## Hurricane Recovery and Response

In the event of a hurricane or other natural disaster causing catastrophic damage, OIR issues data calls for the purposes of collecting claims and other relevant information from insurance companies as part of a concerted effort to respond to the needs of affected consumers and facilitate restoration and recovery in impacted communities. This authority is mandated pursuant to section 624.307, Florida Statutes.

Hurricane Michael made landfall in the Florida Panhandle on Wednesday, October 18, 2018 as a Category 5 hurricane. As of December 13, 2019, there were a total of 149,815 claims with total estimated insured losses of \$7.8 billion.

OIR has conducted 45 distinct Hurricane Michael data calls since the storm made landfall. OIR also opened 12 targeted market conduct examinations on insurers to review Hurricane Michael claims handling practices, per section 624.3161, Florida Statutes.

OIR has also participated in the CFO's Insurance Villages, the Insurance Consumer Advocate Town Hall, and visited local Disaster Recovery Centers to hear directly from consumers.

## Assignment of Benefits

An Assignment of Benefits, or an AOB, is a document signed by a policyholder that allows a third party, such as a water extraction company, a roofer, or a plumber, to “stand in the shoes” of the insured and seek payment directly from the policyholder’s insurance company. AOBs have long been a part of Florida’s insurance marketplace. However, abuses in the way they were being used in the marketplace have driven up costs for homeowners across the state due to unnecessary litigation associated with certain AOB claims.

OIR released data calls in February 2016 and January 2018 which demonstrate the increased frequency and severity of water claims over the years. It was expected that the trend in rising property insurance costs would worsen without meaningful AOB reform.


OIR worked throughout multiple legislative sessions to pass AOB reform legislation that would end one-way attorney fees and hold consumers harmless. With support from Governor DeSantis, CFO Jimmy Patronis and many others, Florida passed meaningful AOB reform in 2019. The legislation provides for a variety of important consumer protection provisions.

Consumers are not required to sign an AOB to have repairs completed. Consumers can file a claim directly with their insurance company. Following AOB reform in 2019, a consumer can cancel an AOB without any penalties or fees. OIR offers the following tips consumers should consider prior to entering into an AOB contract at [FLOIR.com](https://www.floir.com).

## Flood Insurance

Florida is home to one of the largest, fastest growing private flood insurance markets in the U.S. OIR has worked to facilitate the development of additional flood insurance options for consumers, streamlining form and rate filing procedures to increase speed to market, and encouraging company participation as flood writers. Flooding is one of the costliest natural disasters that currently exists and flood insurance is critical to maintaining a healthy market that can more effectively withstand the effects of a catastrophe.

There were 27 eligible writers in 2018, a 59 percent increase since June 2017, and more than 44,000 personal primary residential flood insurance policies in force as of September 30, 2018, a 139 percent increase since June 2017. As of September 30, 2019, there were a total of 82,968 primary private flood policies in Florida, and 6,239 excess private flood policies written for personal residential structures. This is an increase of more than 30% from March to September 2019.



## Medical Malpractice

Florida is and has historically ranked as the fourth largest U.S. state in terms of total medical malpractice premium, with roughly \$560 million in direct written premium for 2018. Overall, Florida has a competitive medical malpractice insurance market. In 2018, Florida welcomed nine new writers into the market. This is helping create a competitive market place.

### Top Ten Medical Malpractice Insurers in Florida in 2018

FLORIDA WRITTEN PREMIUM RANK	COMPANY	DIRECT WRITTEN PREMIUM	MARKET SHARE	CUMULATIVE SHARE
1	Doctors Company, An Interinsurance Exchange	\$113,539,202	20.2%	20.2%
2	MAG Mutual Insurance Company	\$66,206,801	11.8%	32.0%
3	Medical Protective Company	\$46,820,197	8.3%	40.3%
4	NORCAL Mutual Insurance Company	\$35,307,259	6.3%	46.6%
5	National Fire & Marine Insurance Company	\$27,765,462	4.9%	51.5%
6	ProAssurance Casualty Company	\$14,540,258	2.6%	54.1%
7	MedMal Direct Insurance Company	\$14,358,272	2.6%	56.6%
8	American Casualty Company of Reading, PA	\$14,354,063	2.6%	59.2%
9	Columbia Casualty Company	\$13,791,339	2.5%	61.7%
10	Samaritan RRG, Inc.	\$9,355,152	1.7%	63.3%

### Medical Malpractice Insurance Company Admissions Activity in 2018

COMPANY	TYPE OF ENTITY	DOMICILIARY STATE
Ashmere Insurance Company	Property/Casualty Insurer	FL
Crestbrook Insurance Company	Property/Casualty Insurer	OH
Freedom Specialty Insurance Company	Property/Casualty Insurer	OH
ISMIE Mutual Insurance Company	Property/Casualty Insurer	IL
State Volunteer Mutual Insurance Company	Property/Casualty Insurer	TN
Coverys RRG, Inc.	RRG	DC
Healthcare Professional Risk Retention Group, Inc.	RRG	NC
National Guardian Risk Retention Group, Inc.	RRG	HI
Practice Protection Insurance Company (A Risk Retention Group)	RRG	VT

## Workers' Compensation Insurance

In 2018, 251 privately-owned insurers actively wrote workers' compensation insurance in Florida. In total, private sector insurers wrote \$3.14 billion in premium. Moreover, during 2018, 12 insurers entered the Florida workers' compensation market, either as new companies or by adding the workers' compensation line of business to their Certificate of Authority. During 2018, three insurers exited the Florida market. These new entrants and voluntary withdrawals had no disruptive impact on the marketplace. The 2018 Annual NCCI workers' compensation rate filing, submitted in late August, proposed a statewide average rate decrease of 13.4 percent. The OIR approved a statewide overall rate level decrease of 13.8 percent which took effect on January 1, 2019.

## EXAMINATIONS AND INVESTIGATIONS

OIR conducted 27 market conduct examinations and 354 market conduct investigations in 2018. Potential violations were examined or investigated related to post-claims underwriting, premium billing, policy rating, and underwriting errors, delays related to the timely payment of claims, failure to follow prescribed cancellation and nonrenewal practices, and the statutorily required operational examination of Citizens Property Insurance Corporation.

The OIR market regulation function serves as an early indicator of market problems that may lead to large-scale problems and may eventually affect solvency. State insurance regulators have many different tools at their disposal to deal with potential violations of state insurance statutes and regulations such as a preliminary investigation, an investigation, and either a target or comprehensive market conduct examination.

- Preliminary investigations consist of an informal communication with an insurer regarding a concern received by a policyholder or other stakeholder. Preliminary investigations are used to quickly review and resolve referrals that may not lend themselves to an in-depth investigation. Preliminary investigations are concluded within a few days of assignment. Depending on the outcome of the preliminary investigation, the matter can be closed, monitored over time to ensure compliance, or result in an investigation or examination of the insurer.
- Investigations are a formal communication with an insurer regarding a concern received by a policyholder, other stakeholder, or to monitor the resolution of self-reported insurer issues. Investigations are usually related to issues that can affect a large number of policyholders, instead of an isolated issue pertaining to a single policyholder. Investigations rely on written communication between market regulation and the insurer to document, identify, and resolve alleged violations of the Florida Insurance Code. Depending on the outcome of the investigation, additional regulatory action may be taken by OIR.
- Examinations (target or comprehensive) are a formal, in-depth, technical review and sampling of an insurers books and records to determine if the insurer's business practices are in compliance with the Florida Insurance Code. A target market conduct examination focuses the review either on a specific line of business or a specific business practice. Target market conduct examinations are specific to the area of concern. A comprehensive market conduct examination will include a detailed review and sampling in all of the following areas: company operations and management; complaint handling; marketing and sales; producer licensing; policyholder service; underwriting and rating; and claims. Depending on the outcome of the examination, additional regulatory action may be taken by OIR.







# — STATISTICAL — INFORMATION



# FLORIDA PROPERTY AND CASUALTY INSURANCE CALENDAR YEAR EXPERIENCE

Pursuant to Section 627.915(2), F.S. Data Reporting Form: OIR-DO-308

FLORIDA PROPERTY AND CASUALTY INSURANCE CALENDAR YEAR EXPERIENCE pursuant to Section 627.915(2), FS Data Reporting Form: OIR-DO-308		The data below is attributed to companies exceeding .5% threshold (Direct Written Premium for 2018).									
Line Number	LINE OF BUSINESS	CY 2018 DIRECT PREMIUMS WRITTEN FOR ALL WRITING COMPANIES	DIRECT PREMIUMS WRITTEN	DIRECT PREMIUMS EARNED	DIRECT LOSSES PAID	LOSS RESERVES FOR ALL KNOWN CLAIMS - AT BEGINNING OF YEAR	LOSS RESERVES FOR ALL KNOWN CLAIMS - AT END OF YEAR	RESERVES FOR LOSSES INCURRED BUT NOT REPORTED (IBNR) - AT BEGINNING OF YEAR	RESERVES FOR LOSSES INCURRED BUT NOT REPORTED (IBNR) - AT END OF YEAR	DIRECT LOSSES INCURRED	
1	01 - Fire	\$738,692,881	\$615,918,583	\$598,947,026	\$483,890,896	\$107,392,853	\$128,659,869	\$260,896,508	\$315,897,190	527,188,594	
2	04 - Homeowners multiple peril	\$9,230,314,594	\$8,808,752,603	\$8,636,007,239	\$8,158,328,072	\$1,390,202,598	\$1,730,856,098	\$2,400,703,286	\$2,294,186,717	9,040,142,003	
3	05.1 - Commercial multiple peril (non-liability portion)	\$894,517,868	\$654,336,404	\$648,366,147	\$644,028,659	\$388,988,834	\$293,033,315	\$265,052,006	\$269,252,165	582,273,299	
4	05.2 - Commercial multiple peril (liability portion)	\$588,338,270	\$464,044,717	\$450,329,534	\$209,100,859	\$296,389,589	\$325,274,063	\$319,743,667	\$368,433,265	286,674,931	
5	11 - Medical malpractice	\$365,815,346	\$345,902,222	\$348,187,430	\$179,845,663	\$308,865,980	\$296,767,242	\$199,063,991	\$215,518,231	184,201,165	
6	16 - Workers' compensation	\$3,140,923,513	\$2,535,192,047	\$2,582,706,595	\$1,118,754,289	\$1,678,245,177	\$1,766,994,958	\$2,461,907,603	\$2,604,088,141	1,349,684,608	
7	17 - Other liability	\$4,291,805,773	\$2,965,725,822	\$2,896,143,188	\$1,775,276,625	\$715,432,267	\$773,566,194	\$1,193,143,551	\$1,217,003,702	1,857,270,703	
8	Directors' and Officers' Liability/Only (a subset of 17 - Other Liability)	\$226,237,750	\$217,162,873	\$214,529,481	\$95,989,201	\$137,967,884	\$148,508,047	\$264,063,751	\$256,089,461	98,555,074	
9	18 - Products liability	\$118,184,268	\$86,351,112	\$86,971,629	\$63,243,610	\$97,145,170	\$90,698,120	\$166,280,327	\$160,300,486	50,816,719	
10	19.1 - Private passenger auto no-fault (personal injury)	\$4,260,056,388	\$3,947,495,449	\$3,876,527,628	\$2,452,182,433	\$1,199,608,951	\$1,359,942,558	\$721,933,716	\$888,486,263	2,779,086,587	
11	19.2 - Other private passenger auto liability	\$10,268,296,496	\$9,451,693,501	\$9,321,869,800	\$5,954,869,917	\$4,493,100,294	\$4,710,093,904	\$1,602,792,254	\$1,750,893,429	6,319,964,702	
12	19.3 - Commercial auto no-fault (personal injury protection)	\$96,267,184	\$80,069,842	\$79,372,415	\$45,139,809	\$20,974,527	\$22,596,102	\$35,961,989	\$40,809,183	51,608,578	
13	19.4 - Other commercial auto liability	\$2,603,464,658	\$2,161,275,735	\$1,990,452,895	\$1,072,401,560	\$996,060,169	\$1,236,680,681	\$587,604,782	\$788,894,692	1,514,311,982	
14	21.1 - Private passenger auto physical damage	\$5,920,694,936	\$5,369,640,250	\$5,271,554,909	\$3,364,112,134	\$268,682,229	\$277,098,232	\$85,052,965	\$31,352,091	3,318,827,283	
15	21.2 - Commercial auto physical damage	\$432,597,392	\$342,184,663	\$325,407,474	\$193,973,490	\$21,306,153	\$22,038,548	\$11,248,065	\$14,810,492	188,268,312	

*This information is compiled from data filed with the Office by each Property and Casualty Coverage Provider. It has not been audited or independently verified.*

# FLORIDA PROPERTY AND CASUALTY INSURANCE CALENDAR YEAR EXPERIENCE

## Pursuant to Section 627.915(2), F.S. Data Reporting Form: OIR-DO-308

**FLORIDA PROPERTY AND CASUALTY  
INSURANCE  
CALENDAR YEAR EXPERIENCE**  
pursuant to Section 627.915(2), F.S.  
Data Reporting Form: OIR-DO-308

The data below is attributed to companies exceeding .5% threshold (Direct Written Premium for 2018).

Line Number	LINE OF BUSINESS	RATIO DIRECT LOSSES INCURRED TO PREMIUMS EARNED	ALLOCATED LOSS ADJUSTMENT EXPENSE - RESERVES AT BEGINNING OF YEAR	ALLOCATED LOSS ADJUSTMENT EXPENSE - RESERVES AT END OF YEAR	ALLOCATED LOSS ADJUSTMENT EXPENSE - PAID	ALLOCATED LOSS ADJUSTMENT EXPENSE - INCURRED	RATIO ALLOCATED LOSS ADJUSTMENT EXPENSE TO PREMIUMS EARNED	UNALLOCATED LOSS ADJUSTED EXPENSE - RESERVES AT BEGINNING OF YEAR	UNALLOCATED LOSS ADJUSTED EXPENSE - RESERVES AT END OF YEAR	UNALLOCATED LOSS ADJUSTED EXPENSE - PAID
1	01 - Fire	88.01%	\$37,021,152	\$32,404,703	\$20,027,327	35,410,878	5.91%	\$26,039,278	\$32,843,150	\$49,117,199
2	04 - Homeowners multiple peril	104.69%	\$378,148,834	\$554,463,104	\$487,911,103	664,225,973	7.69%	\$514,876,924	\$517,229,995	\$883,390,454
3	05.1 - Commercial multiple peril (non-liability portion)	89.81%	\$37,931,698	\$30,841,087	\$16,478,208	9,387,597	1.45%	\$22,352,347	\$557,496,023	\$95,016,690
4	05.2 - Commercial multiple peril (liability portion)	63.66%	\$271,332,569	\$307,330,016	\$66,425,123	102,422,570	22.74%	\$31,733,151	\$24,102,391	\$17,136,746
5	11 - Medical malpractice	62.90%	\$237,515,835	\$237,636,812	\$70,898,596	71,019,573	20.40%	\$23,746,317	\$26,040,821	\$14,652,225
6	16 - Workers' compensation	62.26%	\$467,904,981	\$503,412,160	\$144,779,905	180,287,084	6.98%	\$175,458,661	\$186,264,744	\$133,072,748
7	17 - Other liability	64.13%	\$341,654,286	\$361,092,618	\$80,879,666	100,317,998	3.46%	\$94,580,737	\$97,339,407	\$94,500,030
8	Directors' and Officers' Liability Only (a subset of 17 - Other Liability)	45.94%	\$56,698,155	\$63,472,216	\$22,597,724	29,371,785	13.69%	\$19,346,751	\$20,877,281	\$6,157,726
9	18 - Products liability	88.43%	\$105,284,085	\$110,490,183	\$41,311,924	46,518,022	53.49%	\$24,576,152	\$33,254,900	\$10,559,610
10	19.1 - Private passenger auto no-fault (personal injury)	71.69%	\$501,850,776	\$603,319,841	\$271,235,560	372,704,625	9.61%	\$226,018,636	\$237,694,672	\$382,498,462
11	19.2 - Other private passenger auto liability	67.80%	\$879,062,483	\$961,379,032	\$349,296,022	431,612,671	4.63%	\$562,957,674	\$508,604,857	\$724,824,377
12	19.3 - Commercial auto no-fault (personal injury protection)	65.02%	\$9,057,862	\$10,327,895	\$6,876,377	8,146,410	10.26%	\$5,655,863	\$6,357,885	\$7,468,798
13	19.4 - Other commercial auto liability	76.08%	\$228,245,050	\$284,257,175	\$100,029,491	166,041,616	7.84%	\$64,923,049	\$80,401,084	\$7,128,556,976
14	21.1 - Private passenger auto physical damage	62.96%	\$23,548,030	\$29,885,681	\$20,792,403	27,130,054	0.51%	\$125,758,715	\$123,477,098	\$429,425,803
15	21.2 - Commercial auto physical damage	60.93%	\$5,614,673	\$6,289,412	\$4,662,804	5,337,543	1.64%	\$5,370,526	\$5,742,919	\$22,312,099

This information is compiled from data filed with the Office by each Property and Casualty Coverage Provider.  
It has not been audited or independently verified.

# FLORIDA PROPERTY AND CASUALTY INSURANCE CALENDAR YEAR EXPERIENCE

## Pursuant to Section 627.915(2), F.S. Data Reporting Form: OIR-DO-308

**FLORIDA PROPERTY AND CASUALTY  
INSURANCE**  
**CALENDAR YEAR EXPERIENCE**  
pursuant to Section 627.915(2), FS  
Data Reporting Form: OIR-DO-308

The data below is attributed to companies exceeding .5% threshold (Direct Written Premium for 2018).

Line Number	LINE OF BUSINESS	UNALLOCATED LOSS ADJUSTED EXPENSE - INCURRED	RATIO UNALLOCATED LOSS ADJUSTED EXPENSE TO PREMIUMS EARNED	TOTAL LOSS ADJUSTMENT EXPENSE - INCURRED	RATIO TOTAL LOSS ADJUSTMENT EXPENSE TO PREMIUMS EARNED	OTHER EXPENSE - OTHER ACQUISITION EXPENSE	OTHER EXPENSE - GENERAL EXPENSE	OTHER EXPENSE - COMMISSIONS AND BROKERAGE EXPENSES	OTHER EXPENSE - TAXES, LICENSES AND FEES	TOTAL OTHER EXPENSE
1	01 - Fire	\$55,921,071	9.34%	\$91,331,949	15.25%	\$27,922,673	\$52,509,250	\$64,576,070	\$11,043,014	\$156,051,007
2	04 - Homeowners multiple peril	\$885,743,525	10.26%	\$1,549,968,698	17.95%	\$374,819,679	\$459,762,243	\$1,188,076,839	\$128,812,831	\$2,151,471,592
3	05.1 - Commercial multiple peril (non-liability portion)	\$590,160,366	91.02%	\$899,547,963	92.47%	\$33,299,557	\$34,641,793	\$98,055,706	\$11,358,992	\$177,316,048
4	05.2 - Commercial multiple peril (liability portion)	\$9,505,986	2.11%	\$11,928,556	24.85%	\$24,304,271	\$27,337,381	\$77,893,969	\$7,514,998	\$137,050,619
5	11 - Medical malpractice	\$16,946,729	4.87%	\$87,966,302	25.26%	\$12,775,106	\$36,993,447	\$34,972,402	\$7,278,895	\$92,019,850
6	16- Workers' compensation	\$143,878,831	5.57%	\$324,165,915	12.55%	\$122,504,055	\$186,732,581	\$257,184,353	\$82,346,799	\$648,767,788
7	17 - Other liability	\$57,256,700	1.98%	\$157,576,698	5.44%	\$59,161,816	\$52,330,067	\$226,268,634	\$54,165,836	\$391,926,353
8	Directors' and Officers' Liability Only (a subset of 17 - Other Liability)	\$7,688,256	3.58%	\$37,060,041	17.28%	\$18,017,311	\$9,384,314	\$32,677,362	\$3,823,100	\$63,902,087
9	18 - Products liability	\$19,238,358	22.12%	\$65,756,380	75.61%	\$5,168,120	\$5,548,473	\$12,113,744	\$1,304,135	\$24,134,472
10	19.1 - Private passenger auto no-fault (personal injury)	\$394,174,498	10.17%	\$766,879,123	19.78%	\$250,743,163	\$179,861,736	\$286,310,521	\$57,468,722	\$774,384,142
11	19.2 - Other private passenger auto liability	\$670,471,560	7.19%	\$1,102,084,131	11.82%	\$651,970,175	\$377,546,320	\$587,263,755	\$129,707,408	\$1,746,487,658
12	19.3 - Commercial auto no-fault (personal injury protection)	\$8,170,820	10.29%	\$16,317,230	20.56%	\$7,483,491	\$6,748,556	\$9,003,455	\$1,144,072	\$24,379,574
13	19.4 - Other commercial auto liability	\$7,144,035,011	358.92%	\$7,300,076,627	366.75%	\$75,544,210	\$118,952,044	\$255,066,160	\$31,060,912	\$480,623,326
14	21.1 - Private passenger auto physical damage	\$427,144,186	8.10%	\$454,274,240	8.62%	\$366,005,203	\$207,475,031	\$322,914,608	\$75,036,863	\$971,431,705
15	21.2 - Commercial auto physical damage	\$22,684,492	6.97%	\$28,022,035	8.61%	\$14,143,976	\$18,821,939	\$41,985,103	\$5,104,984	\$80,056,002

*This information is compiled from data filed with the Office by each Property and Casualty Coverage Provider. It has not been audited or independently verified.*

# FLORIDA PROPERTY AND CASUALTY INSURANCE CALENDAR YEAR EXPERIENCE

Pursuant to Section 627.915(2), F.S. Data Reporting Form: OIR-DO-308

FLORIDA PROPERTY AND CASUALTY INSURANCE CALENDAR YEAR EXPERIENCE pursuant to Section 627.915(2), FS Data Reporting Form: OIR-DO-308		The data below is attributed to companies exceeding .5% threshold (Direct Written Premium for 2018).					
Line Number	LINE OF BUSINESS	RATIO TOTAL OTHER EXPENSE TO PREMIUMS EARNED	UNDERWRITING GAIN OR LOSS	RATIO TO UNDERWRITING GAIN OR LOSS PREMIUMS EARNED	POLICYHOLDER DIVIDEND	NET INVESTMENT GAIN OR LOSS AND OTHER INCOME GAIN OR LOSS	NET INCOME AFTER DIVIDENDS TO POLICYHOLDER BUT BEFORE FEDERAL INCOME TAX
1	01 - Fire	26.05%	(\$175,594,524)	-29.32%	\$0	\$47,513,688	(\$128,080,836)
2	04 - Homeowners multiple peril	24.91%	(\$4,105,575,254)	-47.54%	\$28,855,042	\$235,524,857	(\$3,898,905,439)
3	05.1 - Commercial multiple peril (non-liability portion)	27.35%	(\$710,771,163)	-109.63%	\$162,927	\$8,340,938	(\$702,593,152)
4	05.2 - Commercial multiple peril (liability portion)	30.43%	(\$85,324,572)	-18.95%	\$14,616	\$40,954,632	(\$44,384,556)
5	11 - Medical malpractice	26.43%	(\$15,999,887)	-4.60%	\$9,727,170	\$60,207,846	\$34,480,789
6	16- Workers' compensation	25.12%	\$260,088,284	10.07%	\$94,944,561	\$180,842,252	\$345,985,975
7	17 - Other liability	13.53%	\$489,369,434	16.90%	\$233	\$183,376,138	\$672,745,339
8	Directors' and Officers' Liability Only (a subset of 17 - Other Liability)	29.79%	\$15,012,279	7.00%	\$0	\$31,172,108	\$46,184,387
9	18 - Products liability	27.75%	(\$53,735,942)	-61.79%	\$7,002	\$51,548,454	(\$2,194,490)
10	19.1 - Private passenger auto no-fault (personal injury)	19.98%	(\$443,804,224)	-11.45%	\$5,603,330	\$73,720,739	(\$375,686,815)
11	19.2 - Other private passenger auto liability	18.74%	\$153,333,309	1.64%	\$44,518,885	\$184,375,450	\$293,189,874
12	19.3 - Commercial auto no-fault (personal injury protection)	30.72%	(\$12,932,967)	-16.29%	\$84	\$4,638,273	(\$8,294,778)
13	19.4 - Other commercial auto liability	24.15%	(\$7,304,559,040)	-366.98%	\$3,241	\$43,186,022	(\$7,261,376,259)
14	21.1 - Private passenger auto physical damage	18.43%	\$527,021,701	10.00%	\$20,825,143	\$30,135,825	\$536,332,383
15	21.2 - Commercial auto physical damage	24.60%	\$19,061,125	5.86%	\$563	\$5,043,904	\$24,104,466

Data Reporting Form: OIR-DO-308

*This information is compiled from data filed with the Office by each Property and Casualty Coverage Provider.  
It has not been audited or independently verified.*

**MEDICAL LOSS RATIOS FOR FLORIDA HEALTH MAINTENANCE ORGANIZATIONS**  
**Calendar Year 2018 | Pursuant to Section 641.23, F.S.**

Company	2018	2017	Authority
Aetna Health, Inc.	87.43%	83.36%	HMO
AIDS Healthcare Foundation MCO of Florida, Inc.	100.05%	88.73%	HMO
AvMed, Inc.	85.55%	89.25%	HMO
BayCare Select Health Plans, Inc. (A)	(A)	(A)	HMO
BeHealthy Florida, Inc.	87.44%	89.17%	HMO
Capital Health Plan, Inc.	92.76%	94.03%	HMO
CarePlus Health Plans, Inc.	81.27%	83.19%	HMO
Cigna Healthcare of Florida, Inc.	98.36%	71.57%	HMO
Coventry Health Care of Florida, Inc. (f/k/a Vista Healthplan, Inc.)	118.72%	83.96%	HMO
Coventry Health Plan of Florida, Inc. (f/k/a Vista Healthplan of South Florida, Inc.) (B)	-870.08%	-301.96%	HMO
Devoted Health Plan of Florida, Inc. (C)	(C)	(C)	HMO
Doctors Healthcare Plans, Inc. (D)	(D)	(D)	HMO
Florida Health Care Plan, Inc.	81.93%	84.10%	HMO
Florida Health Solution HMO Company (E)	(E)	-465.94%	
Florida MHS, Inc.	81.80%	78.04%	HMO
Florida True Health, Inc.	92.90%	90.19%	HMO
Freedom Health, Inc.	84.15%	84.87%	HMO
Health First Commercial Plans, Inc. (f/k/a NewCo Health First Commercial Plans, Inc.) (F)	77.43%	(F)	HMO
Health First Health Plans, Inc.	82.76%	82.43%	HMO
Health Options, Inc.	74.40%	78.53%	HMO
HealthSpring of Florida, Inc. (f/k/a Leon Medical Centers Health Plans, Inc.)	83.40%	87.88%	HMO
HealthSun Health Plans, Inc.	83.00%	84.74%	HMO
Healthy Palm Beaches, Inc. (G)	(G)	-247.70%	
Humana Medical Plan, Inc.	83.74%	84.66%	HMO
MMM of Florida, Inc. (H)	(H)	(H)	HMO
Medica Health Plans of Florida, Inc. (I)	(I)	(I)	HMO
Medica HealthCare Plans, Inc.	87.71%	90.67%	HMO
Molina Healthcare of Florida, Inc.	80.44%	93.85%	HMO
Neighborhood Health Partnership, Inc.	83.69%	77.71%	HMO
Optimum Healthcare, Inc.	83.09%	84.27%	HMO
Preferred Care Partners, Inc.	84.73%	87.26%	HMO
Simply Healthcare Plans, Inc.	85.88%	84.81%	HMO
Solis Health Plans, Inc. (J)	(J)	(J)	HMO
Sunshine Health Community Solutions, Inc.	104.39%	534.09%	HMO
Sunshine State Health Plan, Inc.	93.62%	93.78%	HMO
Ultimate Health Plans, Inc.	92.47%	84.89%	HMO
United Healthcare of Florida, Inc.	86.25%	84.77%	HMO
WellCare of Florida, Inc.	82.61%	83.33%	HMO

**Legend and Notes:**

A = Licensed as an HMO on 12/26/2017. No business written in 2017 or 2018.

B = No members during 2017 or 2018.

C = Licensed as an HMO on 3/15/2018. No business written in 2018.

D = Licensed as an HMO on 12/14/2017. No business written in 2017 or 2018.

E = Release of reserves during 2016 resulted in negative MLR. No members in 2017 or 2018. Surrendered on 5/4/2018.

F = During 2017, NewCo Health First Commercial Plans, Inc., was formed and merged with Health First Commercial Plans, Inc., with NewCo Health First Commercial Plans, Inc., as the surviving entity. No business written in 2017.

G = No members in 2017 or 2018. Surrendered on 8/7/2019.

H = Licensed as an HMO 6/1/2017. No business written in 2017 or 2018.

I = No members in 2017 or 2018.

J = Licensed as an HMO on 2/7/2018. No business written in 2018.

**SUMMARY OF DIRECTORS AND OFFICERS LIABILITY CLAIMS**  
**Calendar Year 2018**  
**Pursuant to Section 627.9122(3), F.S.**

<b>NUMBER OF REPORTED CLOSED CLAIMS</b>	488
<b>INDEMNITY PAID BY INSURERS(\$)</b>	8,774,653
<b>DEDUCTIBLES PAID BY DEFENDANTS(\$)</b>	1,333,485
<b>LOSS ADJUSTMENT EXPENSES(\$)</b>	13,749,014
<b>OTHER LOSS ADJUSTMENT EXPENSES(\$)</b>	2,144,459
<b>ECONOMIC LOSSES(\$)</b>	1,039,988
<b>NON-ECONOMIC LOSSES(\$)</b>	48,100
<b>PUNITIVE DAMAGES(\$)</b>	1,000

*SOURCE: PLCR-DNO, January 31, 2020*

**SUMMARY OF MOTOR VEHICLE SERVICE AGREEMENTS\***  
**Calendar Year 2018**  
**Pursuant to Section 634.137, F.S.**

<b>NUMBER OF REPORTING ENTITIES</b>	97
<b>TOTAL ADMITTED ASSETS (\$)</b>	3,494,397,560
<b>TOTAL FLORIDA GROSS PREMIUMS WRITTEN (\$)</b>	1,734,118,438

*\*Values do not include Motor Vehicle Manufacturers (exempted in 2008 per Section 634.137(6), F.S.)*  
*SOURCE: OIR FAME, January 27, 2020*

**COMPANIES DISCONTINUING OPERATIONS IN FLORIDA**  
**Calendar Year 2018**  
**Pursuant to Section 624.315(b), F.S.**

COMPANY	DOMICILE	DISPOSITION	DATE	REASON	ASSETS	LIABILITIES
<b>ADVISORY ORGANIZATION</b>						
ALTERNATIVE RISK TRANSFER STATISTICAL SOLUTIONS, INC.	FOREIGN	INACTIVE	02/21/2018		N/A	N/A
<b>CONTINUING CARE RETIREMENT COMMUNITY (CCRC)</b>						
CONCORDIA OF FLORIDA, INC.	DOMESTIC	SURRENDERED	04/27/2018	CCRC achieved its Certificate of Authority so Provisional Certificate of Authority was no longer applicable.	N/A	N/A
EVANGELICAL LUTHERAN GOOD SAMARITAN SOCIETY (THE)	FOREIGN	SURRENDERED	12/21/2018	Voluntarily surrendered COA - no longer had any FL business.	N/A	N/A
JOHN KNOX VILLAGE OF TAMPA BAY, INC.	DOMESTIC	SURRENDERED	05/01/2018	Voluntarily surrendered COA - all CCRC business was acquired by Concordia of Florida.	N/A	N/A
LCS SANDHILL COVE LLC	DOMESTIC	SURRENDERED	11/08/2018	CCRC achieved its Certificate of Authority so Provisional Certificate of Authority was no longer applicable.	N/A	N/A
SANDHILL COVE PROPERTIES, INC.	FOREIGN	SURRENDERED	11/20/2018	Voluntarily surrendered COA - all CCRC business was acquired by LCS Sandhill Cove.	N/A	N/A
<b>DONOR ANNUITY</b>						
BARRY UNIVERSITY	DOMESTIC	INACTIVE	02/21/2018	Donor Annuity voluntarily gave up its registration - no longer had any donors in FL.	N/A	N/A
BOYS & GIRLS CLUBS OF CENTRAL FLORIDA, INC.	DOMESTIC	INACTIVE	11/30/2018	Donor Annuity voluntarily gave up its registration - no longer had any donors in FL.	N/A	N/A
FOUNDATION FOR THE IMMOKALEE CHILD CARE CENTER	DOMESTIC	INACTIVE	02/19/2018	Donor Annuity voluntarily gave up its registration - no longer had any donors in FL.	N/A	N/A
JEWISH COMMUNITY FOUNDATION OF NORTHEAST FLORIDA, INC.	DOMESTIC	INACTIVE	04/18/2018	Donor Annuity voluntarily gave up its registration - no longer had any donors in FL.	N/A	N/A
UNIVERSITY OF NEVADA-RENO FOUNDATION	FOREIGN	INACTIVE	08/23/2018	Donor Annuity voluntarily gave up its registration - no longer had any donors in FL.	N/A	N/A
WINTHROP UNIVERSITY FOUNDATION	FOREIGN	INACTIVE	06/12/2018	Donor Annuity voluntarily gave up its registration - no longer had any donors in FL.	N/A	N/A
<b>HEALTH MAINTENANCE ORGANIZATION (HMO)</b>						
FLORIDA HEALTH SOLUTION HMO COMPANY	DOMESTIC	SURRENDERED	05/04/2018	HMO voluntarily surrendered its COA - no longer had any FL business.	N/A	N/A
HEALTH FIRST COMMERCIAL PLANS, INC.	DOMESTIC	MERGED	01/01/2018	HMO merged into an affiliate and ceased to exist.	N/A	N/A
<b>LEGAL EXPENSE INSURANCE</b>						
THE LEGAL MAINTENANCE ORGANIZATION OF AMERICA, INC.	DOMESTIC	SURRENDERED	01/19/2018	Voluntarily surrendered its COA	N/A	N/A
<b>LIFE AND HEALTH INSURER</b>						
AMERICAN FAMILY LIFE ASSURANCE COMPANY OF COLUMBUS	FOREIGN	MERGED	04/01/2018	Life and Health Insurer merged into an affiliate and ceased to exist.	14,821,294,316	0
AMERICAN MODERN LIFE INSURANCE COMPANY	FOREIGN	MERGED	12/31/2018	Life and Health Insurer merged into an affiliate and ceased to exist.	N/A	N/A



**COMPANIES DISCONTINUING OPERATIONS IN FLORIDA**  
**Calendar Year 2018**  
**Pursuant to Section 624.315(b), F.S.**

COMPANY	DOMICILE	DISPOSITION	DATE	REASON	ASSETS	LIABILITIES
BRIGHT HEALTH INSURANCE COMPANY OF FLORIDA	DOMESTIC	EXPIRED	10/15/2018	Life and Health Insurer achieved its Certificate of Authority so Permit is no longer applicable.	N/A	N/A
DEVOTED HEALTH INSURANCE COMPANY	DOMESTIC	SURRENDERED	05/17/2018	Life and Health Insurer achieved its Certificate of Authority so Permit is no longer applicable.	5,244,865	0
GENERAL AMERICAN LIFE INSURANCE COMPANY	FOREIGN	MERGED	04/27/2018	Life and Health Insurer merged into an affiliate and ceased to exist.	N/A	N/A
KANAWHA INSURANCE COMPANY	FOREIGN	MERGED	09/06/2018	Life and Health Insurer merged into an affiliate and ceased to exist.	N/A	N/A
OSCAR INSURANCE COMPANY OF FLORIDA	DOMESTIC	SURRENDERED	06/19/2018	Life and Health Insurer achieved its Certificate of Authority so Permit is no longer applicable.	11,462,284	3,000,000
TRANS-OCEANIC LIFE INSURANCE COMPANY OF AMERICA	DOMESTIC	EXPIRED	11/27/2018	Life and Health Insurer achieved its Certificate of Authority so Permit is no longer applicable.	N/A	N/A
<b>PRE-PAID LIMITED HEALTH SERVICE ORGANIZATION</b>						
MHNET OF FLORIDA, INC.	DOMESTIC	SURRENDERED	02/05/2018	PLHSO voluntarily surrendered its COA. No longer had FL business.	N/A	N/A
<b>PREMIUM FINANCE COMPANY</b>						
AFFIRMATIVE PREMIUM FINANCE, INC.	FOREIGN	SURRENDERED	01/31/2018	Voluntarily surrendered its license	N/A	N/A
COLUMBIA PREMIUM FINANCING, INC.	DOMESTIC	SURRENDERED	08/16/2018	Voluntarily surrendered its license	N/A	N/A
<b>PROPERTY AND CASUALTY INSURER</b>						
ACCESS INSURANCE COMPANY	FOREIGN	REVOKED	10/04/2018	Company went into liquidation in its state of domicile.	N/A	N/A
ACCIDENT INSURANCE COMPANY, INC.	FOREIGN	EXPIRED - COA	11/28/2018	COA expired as a matter of law as the company had been suspended for two years	77,735,995	57,589,907
ALERT AUTO INSURANCE COMPANY	DOMESTIC	EXPIRED	11/06/2018	Received their COA so permit is no longer valid	N/A	N/A
AMERICAN INDEPENDENT INSURANCE COMPANY	FOREIGN	SURRENDERED	03/15/2018	Voluntarily surrendered its COA	82,713,313	75,088,792
CORNERSTONE NATIONAL INSURANCE COMPANY	FOREIGN	SURRENDERED	01/04/2018	Voluntarily surrendered its COA	29,224,424	14,508,338
MODERN USA INSURANCE COMPANY	DOMESTIC	MERGED	05/31/2018	Company merged into American Traditions Insurance Company	N/A	N/A
OMNI INDEMNITY COMPANY	FOREIGN	SURRENDERED	02/09/2018	Voluntarily surrendered its COA	52,425,777	33,958,804
OMNI INSURANCE COMPANY	FOREIGN	SURRENDERED	03/15/2018	Voluntarily surrendered its COA	87,728,026	63,049,988
UNITED GUARANTY MORTGAGE INDEMNITY COMPANY	FOREIGN	MERGED	09/30/2018	Company merged into United Guaranty Residential Insurance Company	N/A	N/A
<b>RECIPROCAL</b>						
STAR & SHIELD INSURANCE EXCHANGE	DOMESTIC	SURRENDERED	01/10/2018	Voluntarily surrendered its COA	2,615,885	966,698
<b>RISK PURCHASING GROUP</b>						
DEWITT STERN CULTURAL INSTITUTION RISK PURCHASING GROUP, INC.	FOREIGN	WITHDRAWN	11/08/2018	Voluntarily withdrew its registration	N/A	N/A
FOOD SERVICES RPG, INC.	FOREIGN	WITHDRAWN	06/06/2018	Voluntarily withdrew its registration	N/A	N/A
NATIONAL PURCHASING GROUP FOR PEST CONTROL OPERATORS, INC.	DOMESTIC	WITHDRAWN	08/21/2018	Voluntarily withdrew its registration	N/A	N/A
TRIGEN HOSPITALITY GROUP INC	FOREIGN	WITHDRAWN	02/01/2018	Voluntarily withdrew its registration	N/A	N/A

**COMPANIES DISCONTINUING OPERATIONS IN FLORIDA**  
**Calendar Year 2018**  
**Pursuant to Section 624.315(b), F.S.**

COMPANY	DOMICILE	DISPOSITION	DATE	REASON	ASSETS	LIABILITIES
<b>RISK RETENTION GROUP</b>						
ELITE TRANSPORTATION RISK RETENTION GROUP, INC.	FOREIGN	WITHDRAWN	03/23/2018	Company went into liquidation in its state of domicile.	N/A	N/A
OCEANUS INSURANCE COMPANY, A RISK RETENTION GROUP	FOREIGN	REVOKED	07/17/2018	Company went into liquidation in its state of domicile.	N/A	N/A
SPIRIT COMMERCIAL AUTO RISK RETENTION GROUP, INC.	FOREIGN	WITHDRAWN	11/29/2018	Company went into liquidation in its state of domicile.	N/A	N/A
<b>SERVICE WARRANTY ASSOCIATION</b>						
DOMINION PRODUCTS AND SERVICES, INC.	FOREIGN	SURRENDERED	02/22/2018	Voluntarily surrendered its license	N/A	N/A
<b>SURPLUS LINES</b>						
LAFAYETTE INSURANCE COMPANY	FOREIGN	WITHDRAWN	08/31/2018	Voluntarily surrendered its license	225,937,801	134,229,622
<b>SURPLUS LINES - FEDERALLY AUTHORIZED</b>						
RELIAMAX SURETY COMPANY	FOREIGN	REVOKED	06/27/2018	Company went into liquidation in its state of domicile.	N/A	N/A
<b>THIRD PARTY ADMINISTRATOR</b>						
AMERICAN ELDERCARE, INC.	DOMESTIC	SURRENDERED	12/21/2018	TPA voluntarily surrendered its COA - no longer had any FL business.	N/A	N/A
AMERICAN UNDERWRITERS LIFE INSURANCE COMPANY	FOREIGN	SURRENDERED	02/19/2018	TPA voluntarily surrendered its COA - no longer had any FL business.	N/A	N/A
LIFEPLANS, INC.	FOREIGN	SURRENDERED	05/14/2018	TPA voluntarily surrendered its COA - no longer had any FL business.	N/A	N/A
PINEAPPLE NETWORK SERVICES, LLC	DOMESTIC	SURRENDERED	05/25/2018	TPA voluntarily surrendered its COA - no longer had any FL business.	N/A	N/A
REGIONAL INSURANCE SERVICE COMPANY, INC.	FOREIGN	SURRENDERED	02/19/2018	TPA voluntarily surrendered its COA - no longer had any FL business.	N/A	N/A
STARR WRIGHT INSURANCE AGENCY, INC.	FOREIGN	SURRENDERED	06/22/2018	TPA voluntarily surrendered its COA - no longer had any FL business.	N/A	N/A
TERRA ADMINISTRATORS, INC.	DOMESTIC	SURRENDERED	05/14/2018	TPA voluntarily surrendered its COA - no longer had any FL business.	N/A	N/A

**COMPANIES DISCONTINUING OPERATIONS IN FLORIDA**  
**Calendar Year 2018**  
**Pursuant to Section 624.315(b), F.S.**

COMPANY	DOMICILE	DISPOSITION	DATE	REASON	ASSETS	LIABILITIES
<b>VIATICAL SETTLEMENT PROVIDER</b>						
CMG SURETY LLC	FOREIGN	SURRENDERED	02/14/2018	VSP voluntarily surrendered its License - no longer had any FL business.	N/A	N/A

## SUMMARY OF WORKERS COMPENSATION EXPERIENCE

**Policy Period 1/1/2016-12/31/2016, At a First Report  
Pursuant to Section 627.914, F.S.**

COVERAGE	Exposure	Manual Premium	Standard Premium
FULL	278,707,305,858	\$3,608,223,210	\$3,102,123,249
INJURY TYPE	Claim Count	Indemnity Losses	Medical Losses
DEATH	141	\$14,587,538	\$5,650,814
PERMANENT TOTAL DISABILITY	31	\$8,311,640	\$49,934,506
PERMANENT PARTIAL DISABILITY	11,574	\$157,544,327	\$379,172,888
TEMPORARY TOTAL DISABILITY	32,890	\$303,421,325	\$657,107,077
MEDICAL TREATMENT ONLY	133,076	\$0	\$208,535,254
CONTRACT MEDICAL	27	\$0	\$47,555

### Key Terms:

- Full coverage includes workers' compensation and employers' liability coverages.
- Standard premium is equal to the manual premium multiplied by coverage and risk-quality adjustment factors.
- Contract medical refers to when an insurer contracts with a healthcare provider to treat injured workers for a predetermined fee regardless of the number of claims that actually occur.
- Policy period refers to a specified period in which a policy became effective (in this case, 1/1/2016 to 12/31/2016).
- At a first report refers to losses valued as of 18 months after the month in which a policy became effective. Therefore, losses within this report have valuation dates ranging from 6/30/2017 (for a policy with an effective date of 1/1/2016) to 6/30/2018 (for a policy with an effective date of 12/31/2016).

## FLORIDA VOLUNTARY PRIVATE PASSENGER AUTOMOBILE EXPERIENCE

**Accident Years (AY) 2018, 2017, and 2016\*  
Pursuant to Section 627.914, F.S.**

ROW	DESCRIPTION	2018	2017	2016	TOTAL
1	CALENDAR YEAR EARNED PREMIUM	\$19,624,023,597	\$18,070,507,316	\$16,371,111,491	\$54,065,642,404
2	AY PAID LOSSES	\$9,283,272,358	\$10,906,439,736	\$11,064,426,566	\$31,254,138,660
3	AY RESERVES OUTSTANDING	\$2,813,148,340	\$1,273,960,271	\$733,432,557	\$4,820,541,168
4	ALLOCATED LOSS ADJUSTMENT EXPENSE INCURRED	\$481,857,938	\$488,438,669	\$502,071,819	\$1,472,368,425
5	UNALLOCATED LOSS ADJUSTMENT EXPENSE INCURRED	\$1,580,661,157	\$1,552,657,947	\$1,503,247,139	\$4,636,566,243
6	AY INCURRED LOSS AND LOSS ADJUSTMENT EXPENSE	\$14,158,939,793	\$14,221,496,622	\$13,803,178,081	\$42,183,614,496
7	DEVELOPED LOSS AND LOSS ADJUSTMENT EXPENSE INCURRED	\$15,285,745,543	\$14,760,211,446	\$14,100,393,673	\$44,146,350,661
8	POLICYHOLDER DIVIDENDS	\$12,150,954	\$8,963,175	\$6,276,178	\$27,390,307
9	ALL OTHER EXPENSES	\$3,688,906,524	\$3,444,314,857	\$3,242,810,974	\$10,376,032,355
10	UNDERWRITING GAIN (OR LOSS)	\$637,220,576	\$(142,982,162)	\$(978,369,334)	\$(484,130,920)

\*All values are as of March 31, 2019. Rows 1 and 7-9 are used to compute row 10.

SOURCE: IRFS-PPAX, January 28, 2020

**CONSUMER COMPLAINT INDICES, BY PRODUCT TYPE\***

CALENDAR YEAR 2018

PURSUANT TO SECTION 624.313(1)(i), F.S.; RULE 690-142.002, F.A.C.

COMPANY INFORMATION		CONFIRMED COMPLAINTS		PREMIUMS		COMPLAINT INDEX	
NAME	NAIC CODE	(#)	SHARE OF PRODUCT TYPE (%)	(\$)	SHARE OF PRODUCT TYPE (%)	(#)	DEVIATION FROM PRODUCT TYPE (%)
<b>COMMERCIAL AUTO / CONFIRMED COMPLAINTS=63 / PREMIUMS=\$3,265,546,340 / COMPLAINT INDEX=1.00</b>							
<b>ALL COMPANIES WITH ZERO COMPLAINTS</b>		<b>0</b>	<b>0.0</b>	<b>1,569,563,287</b>	<b>48.1</b>	<b>0.00</b>	<b>-100.0</b>
PROGRESSIVE EXPRESS INS CO	10193	6	9.5	780,851,044	23.9	0.40	-60.2
AUTO OWNERS INS CO	18988	2	3.2	108,882,273	3.3	0.95	-4.8
GRANADA INS CO	16870	2	3.2	61,362,301	1.9	1.69	68.9
WESTFIELD INS CO	24112	1	1.6	59,813,560	1.8	0.87	-13.3
NATIONAL IND CO OF THE SOUTH	42137	1	1.6	58,637,282	1.8	0.88	-11.6
ALLSTATE INS CO	19232	4	6.3	57,577,074	1.8	3.60	260.1
ACE AMER INS CO	22667	1	1.6	46,469,751	1.4	1.12	11.5
ZURICH AMER INS CO	16535	1	1.6	46,280,654	1.4	1.12	12.0
FCCI INS CO	10178	1	1.6	45,893,300	1.4	1.13	12.9
WESCO INS CO	25011	3	4.8	44,080,239	1.3	3.53	252.8
STATE FARM MUT AUTO INS CO	25178	1	1.6	42,016,479	1.3	1.23	23.4
GOVERNMENT EMPLOYEES INS CO	22063	1	1.6	39,360,381	1.2	1.32	31.7
ASCENDANT COMMERCIAL INS INC	13683	10	15.9	38,946,855	1.2	13.31	1,230.9
AMERISURE INS CO	19488	1	1.6	34,576,949	1.1	1.50	49.9
GREENWICH INS CO	22322	1	1.6	30,566,127	0.9	1.70	69.6
MAPFRE INS CO OF FL	34932	2	3.2	29,274,743	0.9	3.54	254.1
NATIONAL LIAB & FIRE INS CO	20052	1	1.6	27,093,752	0.8	1.91	91.3
OAK RIVER INS CO	34630	1	1.6	26,134,958	0.8	1.98	98.3
NATIONAL CAS CO	11991	1	1.6	22,644,175	0.7	2.29	128.9
LIBERTY MUT FIRE INS CO	23035	3	4.8	19,202,341	0.6	8.10	709.8
TRAVELERS IND CO OF CT	25682	1	1.6	19,000,750	0.6	2.73	172.8
INFINITY AUTO INS CO	11738	1	1.6	17,700,137	0.5	2.93	192.8
PROTECTIVE INS CO	12416	1	1.6	16,556,420	0.5	3.13	213.1
ALLIED PROP & CAS INS CO	42579	1	1.6	6,659,738	0.2	7.78	678.3
FALLS LAKE NATL INS CO	31925	1	1.6	6,206,345	0.2	8.35	735.2
HUDSON INS CO	25054	1	1.6	6,162,401	0.2	8.41	741.1
GUIDEONE MUT INS CO	15032	1	1.6	2,607,592	0.1	19.88	1,887.8
INSURANCE CO OF THE STATE OF PA	19429	1	1.6	1,333,710	0.0	38.86	3,786.5
LIBERTY MUT INS CO	23043	1	1.6	56,226	0.0	921.89	92,088.8
NATIONAL IND CO	20087	2	3.2	35,496	0.0	2,920.56	291,955.8
FARMERS SPECIALTY INS CO	43699	1	1.6	0	0.0	.	.
GEICO IND CO	22055	1	1.6	0	0.0	.	.
JEFFERSON INS CO	11630	1	1.6	0	0.0	.	.
NATIONAL GEN INS CO	23728	1	1.6	0	0.0	.	.
NGM INS CO	14788	1	1.6	0	0.0	.	.
PROGRESSIVE AMER INS CO	24252	1	1.6	0	0.0	.	.
REPWEST INS CO	31089	1	1.6	0	0.0	.	.
STAR CAS INS CO	32387	1	1.6	0	0.0	.	.
<b>COMMERCIAL LIABILITY / CONFIRMED COMPLAINTS=27 / PREMIUMS=\$7,185,504,652 / COMPLAINT INDEX=1.00</b>							
<b>ALL COMPANIES WITH ZERO COMPLAINTS</b>		<b>0</b>	<b>0.0</b>	<b>6,532,697,082</b>	<b>90.9</b>	<b>0.00</b>	<b>-100.0</b>
SOUTHERN OWNERS INS CO	10190	1	3.7	159,720,937	2.2	1.67	66.6
PHILADELPHIA IND INS CO	18058	2	7.4	131,139,058	1.8	4.06	305.9
SCOTTSDALE INS CO	41297	2	7.4	89,924,553	1.3	5.92	491.9
ZURICH AMER INS CO	16535	3	11.1	71,601,175	1.0	11.15	1,015.1
NATIONAL TRUST INS CO	20141	1	3.7	33,744,796	0.5	7.89	688.7
HISCOX INS CO INC	10200	2	7.4	32,290,366	0.4	16.48	1,548.4
ACE PROP & CAS INS CO	20699	1	3.7	21,384,287	0.3	12.45	1,144.5
GRANADA INS CO	16870	1	3.7	20,866,567	0.3	12.75	1,175.4
AUTO OWNERS INS CO	18988	1	3.7	16,981,965	0.2	15.67	1,467.1
AMERICAN AUTOMOBILE INS CO	21849	2	7.4	14,044,087	0.2	37.90	3,689.9
CYPRESS PROP & CAS INS CO	10953	1	3.7	12,667,827	0.2	21.01	2,000.8
WESTPORT INS CORP	39845	1	3.7	11,128,462	0.2	23.91	2,291.4
BCS INS CO	38245	1	3.7	7,508,262	0.1	35.44	3,444.5
SENTRY SELECT INS CO	21180	1	3.7	6,750,891	0.1	39.42	3,842.1
FEDNAT INS CO	10790	1	3.7	5,589,001	0.1	47.62	4,661.7
CAPACITY INS CO	32930	1	3.7	4,763,790	0.1	55.87	5,486.5
ROCKHILL INS CO	28053	1	3.7	3,438,527	0.0	77.40	7,639.6

\*ORDERED BY PREMIUMS (DESCENDING) AND COMPANY NAME  
SOURCE: NAIC, 01/27/2020

**CONSUMER COMPLAINT INDICES, BY PRODUCT TYPE\***

CALENDAR YEAR 2018

PURSUANT TO SECTION 624.313(1)(i), F.S.; RULE 690-142.002, F.A.C.

COMPANY INFORMATION		CONFIRMED COMPLAINTS		PREMIUMS		COMPLAINT INDEX		
NAME	NAIC CODE	(#)	SHARE OF PRODUCT TYPE (%)	(\$)	SHARE OF PRODUCT TYPE (%)	(#)	DEVIATION FROM PRODUCT TYPE (%)	
<b>COMMERCIAL LIABILITY / CONFIRMED COMPLAINTS=27 / PREMIUMS=\$7,185,504,652 / COMPLAINT INDEX=1.00</b>								
PREFERRED CONTRACTORS INS CO RRG L	12497	1	3.7	3,215,903	0.0	82.75	8,175.4	
LYNDON SOUTHERN INS CO	10051	1	3.7	2,900,857	0.0	91.74	9,074.2	
MAPFRE INS CO OF FL	34932	1	3.7	2,900,408	0.0	91.76	9,075.6	
STAR INS CO	18023	1	3.7	245,851	0.0	1,082.48	108,148.4	
<b>COMMERCIAL PROPERTY / CONFIRMED COMPLAINTS=34 / PREMIUMS=\$3,121,387,759 / COMPLAINT INDEX=1.00</b>								
<b>ALL COMPANIES WITH ZERO COMPLAINTS</b>		<b>.</b>	<b>0</b>	<b>0.0</b>	<b>2,749,844,989</b>	<b>88.1</b>	<b>0.00</b>	<b>-100.0</b>
HERITAGE PROP & CAS INS CO	14407	2	5.9	83,236,589	2.7	2.21	120.6	
AMERICAN CAPITAL ASSUR CORP	12601	3	8.8	75,980,841	2.4	3.62	262.5	
OLD DOMINION INS CO	40231	2	5.9	42,177,369	1.4	4.35	335.3	
SCOTTSDALE INS CO	41297	1	2.9	40,089,577	1.3	2.29	129.0	
INDIAN HARBOR INS CO	36940	2	5.9	31,961,552	1.0	5.74	474.5	
FIRST COMMUNITY INS CO	13990	1	2.9	29,599,419	0.9	3.10	210.2	
STARR IND & LIAB CO	38318	1	2.9	15,488,440	0.5	5.93	492.7	
EVANSTON INS CO	35378	1	2.9	10,604,651	0.3	8.66	765.7	
FCCI INS CO	10178	1	2.9	10,480,676	0.3	8.76	776.0	
AMERICAN SECURITY INS CO	42978	1	2.9	6,793,261	0.2	13.51	1,251.4	
SENTINEL INS CO LTD	11000	1	2.9	5,673,031	0.2	16.18	1,518.3	
USAA CAS INS CO	25968	1	2.9	5,156,013	0.2	17.81	1,680.6	
BANKERS INS CO	33162	1	2.9	4,879,695	0.2	18.81	1,781.4	
WHITE PINE INS CO	11932	1	2.9	3,063,801	0.1	29.96	2,896.5	
GRANADA INS CO	16870	1	2.9	2,200,865	0.1	41.71	4,071.3	
FOREMOST SIGNATURE INS CO	41513	1	2.9	2,178,927	0.1	42.13	4,113.3	
HISCOX INS CO INC	10200	1	2.9	1,406,784	0.0	65.26	6,425.9	
UNITED PROP & CAS INS CO	10969	1	2.9	421,087	0.0	218.02	21,702.0	
ATLANTIC CAS INS CO	42846	1	2.9	150,192	0.0	611.25	61,025.4	
AMERICAN COASTAL INS CO	12968	2	5.9	0	0.0	.	.	
CITIZENS PROP INS CORP	10064	2	5.9	0	0.0	.	.	
TRAVELERS COMMERCIAL INS CO	36137	1	2.9	0	0.0	.	.	
UNDERWRITERS AT LLOYDS LONDON	15642	3	8.8	0	0.0	.	.	
WESTON INS CO	14930	2	5.9	0	0.0	.	.	
<b>CREDIT / CONFIRMED COMPLAINTS=0 / PREMIUMS=\$153,961,011 / COMPLAINT INDEX=1.00</b>								
<b>ALL COMPANIES WITH ZERO COMPLAINTS</b>		<b>.</b>	<b>0</b>	<b>153,961,011</b>	<b>100.0</b>	<b>0.00</b>	<b>-100.0</b>	
<b>FIDELITY AND SURETY / CONFIRMED COMPLAINTS=4 / PREMIUMS=\$473,906,073 / COMPLAINT INDEX=1.00</b>								
<b>ALL COMPANIES WITH ZERO COMPLAINTS</b>		<b>.</b>	<b>0</b>	<b>460,670,503</b>	<b>97.2</b>	<b>0.00</b>	<b>-100.0</b>	
HUDSON INS CO	25054	1	25.0	5,050,890	1.1	23.46	2,245.7	
DEVELOPERS SURETY & IND CO	12718	1	25.0	4,830,708	1.0	24.53	2,352.6	
SURETEC INS CO	10916	1	25.0	2,726,549	0.6	43.45	4,245.3	
STATE FARM FIRE & CAS CO	25143	1	25.0	627,423	0.1	188.83	18,783.0	
<b>GROUP ACCIDENT AND HEALTH / CONFIRMED COMPLAINTS=224 / PREMIUMS=\$20,484,474,015 / COMPLAINT INDEX=1.00</b>								
<b>ALL COMPANIES WITH ZERO COMPLAINTS</b>		<b>.</b>	<b>0</b>	<b>4,592,169,159</b>	<b>22.4</b>	<b>0.00</b>	<b>-100.0</b>	
UNITEDHEALTHCARE INS CO	79413	45	20.1	3,299,735,228	16.1	1.25	24.7	
BCBS OF FL	98167	30	13.4	3,076,714,905	15.0	0.89	-10.8	
CIGNA HLTH & LIFE INS CO	67369	4	1.8	1,201,187,652	5.9	0.30	-69.5	
HEALTH OPTIONS INC	95089	10	4.5	1,192,051,633	5.8	0.77	-23.3	
AETNA LIFE INS CO	60054	17	7.6	870,442,321	4.2	1.79	78.6	
AETNA HLTH INC FL CORP	95088	14	6.3	780,166,115	3.8	1.64	64.1	
NEIGHBORHOOD HLTH PARTNERSHIP INC	95123	13	5.8	708,765,415	3.5	1.68	67.7	
HUMANA MEDICAL PLAN INC	95270	10	4.5	658,455,545	3.2	1.39	38.9	
UNITED HLTHCARE OF FL INC	95264	7	3.1	630,543,146	3.1	1.02	1.5	
CAPITAL HLTH PLAN INC	95112	2	0.9	598,967,005	2.9	0.31	-69.5	
METROPOLITAN LIFE INS CO	65978	5	2.2	432,061,461	2.1	1.06	5.8	
AVMED INC	95263	3	1.3	381,750,300	1.9	0.72	-28.1	
GUARDIAN LIFE INS CO OF AMER	64246	4	1.8	285,077,794	1.4	1.28	28.3	
HUMANA INS CO	73288	2	0.9	251,427,150	1.2	0.73	-27.3	
DELTA DENTAL INS CO	81396	3	1.3	250,246,140	1.2	1.10	9.6	
GOLDEN RULE INS CO	62286	4	1.8	194,706,280	1.0	1.88	87.9	
US BR SUN LIFE ASSUR CO OF CANADA	80802	2	0.9	129,594,071	0.6	1.41	41.1	
LIFE INS CO OF N AMER	65498	2	0.9	116,178,786	0.6	1.57	57.4	
LINCOLN NATL LIFE INS CO	65676	1	0.4	81,883,189	0.4	1.12	11.7	
FREEDOM LIFE INS CO OF AMER	62324	2	0.9	81,600,540	0.4	2.24	124.1	
AMERICAN HERITAGE LIFE INS CO	60534	2	0.9	73,895,616	0.4	2.48	147.5	

\*ORDERED BY PREMIUMS (DESCENDING) AND COMPANY NAME

SOURCE: NAIC, 01/27/2020

**CONSUMER COMPLAINT INDICES, BY PRODUCT TYPE\***

CALENDAR YEAR 2018

PURSUANT TO SECTION 624.313(1)(i), F.S.; RULE 690-142.002, F.A.C.

COMPANY INFORMATION		CONFIRMED COMPLAINTS		PREMIUMS		COMPLAINT INDEX	
NAME	NAIC CODE	(#)	SHARE OF PRODUCT TYPE (%)	(\$)	SHARE OF PRODUCT TYPE (%)	(#)	DEVIATION FROM PRODUCT TYPE (%)
<b>GROUP ACCIDENT AND HEALTH / CONFIRMED COMPLAINTS=224 / PREMIUMS=\$20,484,474,015 / COMPLAINT INDEX=1.00</b>							
RELIANCE STANDARD LIFE INS CO	68381	3	1.3	67,598,569	0.3	4.06	305.8
FLORIDA COMBINED LIFE INS CO INC	76031	1	0.4	62,059,907	0.3	1.47	47.4
UNITED OF OMAHA LIFE INS CO	69868	1	0.4	59,744,001	0.3	1.53	53.1
TRANSAMERICA LIFE INS CO	86231	2	0.9	53,590,906	0.3	3.41	241.3
COMPBENEFITS CO	52015	1	0.4	50,407,156	0.2	1.81	81.4
INTEGON IND CORP	22772	1	0.4	45,116,959	0.2	2.03	102.7
TRANSAMERICA PREMIER LIFE INS CO	66281	1	0.4	41,583,311	0.2	2.20	119.9
HUMANA HLTH INS CO OF FL INC	69671	1	0.4	41,143,842	0.2	2.22	122.3
CONTINENTAL AMER INS CO	71730	4	1.8	34,013,018	0.2	10.75	975.5
COMPBENEFITS INS CO	60984	2	0.9	25,667,007	0.1	7.13	612.6
COMPANION LIFE INS CO	77828	1	0.4	15,780,465	0.1	5.80	479.5
COLONIAL LIFE & ACCIDENT INS CO	62049	1	0.4	15,244,671	0.1	6.00	499.9
UNITED STATES FIRE INS CO	21113	1	0.4	13,721,170	0.1	6.66	566.5
UNITED AMER INS CO	92916	1	0.4	13,632,302	0.1	6.71	570.8
UNITED CONCORDIA INS CO	85766	1	0.4	10,893,419	0.1	8.39	739.5
CONTINENTAL CAS CO	20443	1	0.4	10,541,187	0.1	8.68	767.5
LIFESHIELD NATL INS CO	99724	2	0.9	9,885,492	0.0	18.50	1,750.2
RENAISSANCE LIFE & HLTH INS CO OF	61700	1	0.4	7,873,866	0.0	11.61	1,061.4
SOLSTICE BENEFITS INC	12341	1	0.4	6,701,744	0.0	13.65	1,264.5
INDEPENDENCE AMER INS CO	26581	1	0.4	5,331,581	0.0	17.15	1,615.2
FEDERAL INS CO	20281	5	2.2	3,551,789	0.0	128.74	12,773.6
STANDARD SECURITY LIFE INS CO OF N	69078	1	0.4	1,353,456	0.0	67.57	6,656.7
HEALTH FIRST INS INC	14140	1	0.4	989,969	0.0	92.38	9,137.5
EVEREST REINS CO	26921	1	0.4	201,724	0.0	453.33	45,233.5
HUMANADENTAL INS CO	70580	1	0.4	112,151	0.0	815.41	81,440.6
AMERICAN FAMILY LIFE ASSUR CO OF C	60380	1	0.4	58,949	0.0	1,551.32	155,031.6
AETNA HLTH & LIFE INS CO	78700	1	0.4	55,953	0.0	1,634.38	163,338.1
DELTA DENTAL PLAN OF MI INC	54305	1	0.4	0	0.0	.	.
GREAT AMER LIFE INS CO	63312	1	0.4	0	0.0	.	.
HEALTH FIRST COMMERCIAL PLANS INC	15882	1	0.4	0	0.0	.	.
<b>GROUP ANNUITY / CONFIRMED COMPLAINTS=2 / PREMIUMS=\$3,605,437,550 / COMPLAINT INDEX=1.00</b>							
<b>ALL COMPANIES WITH ZERO COMPLAINTS</b>		<b>0</b>	<b>0.0</b>	<b>3,317,988,541</b>	<b>92.0</b>	<b>0.00</b>	<b>-100.0</b>
VARIABLE ANN LIFE INS CO	70238	1	50.0	285,406,806	7.9	6.32	531.6
LIFE INS CO OF THE SOUTHWEST	65528	1	50.0	2,042,203	0.1	882.73	88,173.2
<b>GROUP LIFE / CONFIRMED COMPLAINTS=28 / PREMIUMS=\$1,578,398,084 / COMPLAINT INDEX=1.00</b>							
<b>ALL COMPANIES WITH ZERO COMPLAINTS</b>		<b>0</b>	<b>0.0</b>	<b>1,042,208,480</b>	<b>66.0</b>	<b>0.00</b>	<b>-100.0</b>
PRUDENTIAL INS CO OF AMER	68241	1	3.6	170,609,290	10.8	0.33	-67.0
NEW YORK LIFE INS CO	66915	1	3.6	126,662,436	8.0	0.45	-55.5
AETNA LIFE INS CO	60054	1	3.6	74,380,583	4.7	0.76	-24.2
HARTFORD LIFE & ACCIDENT INS CO	70815	2	7.1	47,144,194	3.0	2.39	139.1
UNITED OF OMAHA LIFE INS CO	69868	1	3.6	35,996,133	2.3	1.57	56.6
RELIANCE STANDARD LIFE INS CO	68381	1	3.6	28,867,406	1.8	1.95	95.3
GLOBE LIFE & ACCIDENT INS CO	91472	1	3.6	23,171,037	1.5	2.43	143.3
AAA LIFE INS CO	71854	1	3.6	20,639,392	1.3	2.73	173.1
AMERICAN HERITAGE LIFE INS CO	60534	1	3.6	7,347,228	0.5	7.67	667.2
COLONIAL LIFE & ACCIDENT INS CO	62049	1	3.6	1,274,836	0.1	44.22	4,321.9
GLOBE LIFE & ACCIDENT INS CO	91472	1	3.6	90,029	0.0	626.15	62,514.7
AETNA LIFE INS CO	60054	1	3.6	2,623	0.0	21,491.18	2,149,017.8
UNITED OF OMAHA LIFE INS CO	69868	1	3.6	1,835	0.0	30,720.09	3,071,908.7
HARTFORD LIFE & ACCIDENT INS CO	70815	2	7.1	828	0.0	136,162.71	13,616,170.6
RELIANCE STANDARD LIFE INS CO	68381	1	3.6	788	0.0	71,537.26	7,153,625.9
PRUDENTIAL INS CO OF AMER	68241	1	3.6	480	0.0	117,440.33	11,743,933.4
AMERICAN HERITAGE LIFE INS CO	60534	1	3.6	344	0.0	163,870.23	16,386,923.3
COLONIAL LIFE & ACCIDENT INS CO	62049	1	3.6	132	0.0	427,055.76	42,705,475.9
NEW YORK LIFE INS CO	66915	1	3.6	5	0.0	11,274,272.03	1,127,427,102.9
FIDELITY & GUAR LIFE INS CO	63274	1	3.6	3	0.0	18,790,453.38	1,879,045,238.1
AAA LIFE INS CO	71854	1	3.6	2	0.0	28,185,680.07	2,818,567,907.1
FIDELITY & GUAR LIFE INS CO	63274	1	3.6	0	0.0	.	.
LIBERTY MUT INS CO	23043	1	3.6	0	0.0	.	.

\*ORDERED BY PREMIUMS (DESCENDING) AND COMPANY NAME  
SOURCE: NAIC, 01/27/2020

**CONSUMER COMPLAINT INDICES, BY PRODUCT TYPE\***

CALENDAR YEAR 2018

PURSUANT TO SECTION 624.313(1)(i), F.S.; RULE 690-142.002, F.A.C.

COMPANY INFORMATION		CONFIRMED COMPLAINTS		PREMIUMS		COMPLAINT INDEX	
NAME	NAIC CODE	(#)	SHARE OF PRODUCT TYPE (%)	(\$)	SHARE OF PRODUCT TYPE (%)	(#)	DEVIATION FROM PRODUCT TYPE (%)
<b>GROUP LIFE / CONFIRMED COMPLAINTS=28 / PREMIUMS=\$1,578,398,084 / COMPLAINT INDEX=1.00</b>							
LIBERTY MUT INS CO	23043	1	3.6	0	0.0	.	.
PRUDENTIAL ANN LIFE ASSUR CORP	86630	1	3.6	0	0.0	.	.
PRUDENTIAL ANN LIFE ASSUR CORP	86630	1	3.6	0	0.0	.	.
<b>HOMEOWNER / CONFIRMED COMPLAINTS=6,187 / PREMIUMS=\$8,697,819,883 / COMPLAINT INDEX=1.00</b>							
STATE FARM FL INS CO	10739	166	2.7	660,970,037	7.6	0.35	-64.7
CITIZENS PROP INS CORP	10064	727	11.8	489,870,458	5.6	2.09	108.6
FEDNAT INS CO	10790	339	5.5	400,159,717	4.6	1.19	19.1
HERITAGE PROP & CAS INS CO	14407	317	5.1	380,555,146	4.4	1.17	17.1
SECURITY FIRST INS CO	10117	553	8.9	345,808,773	4.0	2.25	124.8
FIRST PROTECTIVE INS CO	10897	152	2.5	292,275,108	3.4	0.73	-26.9
HOMEOWNERS CHOICE PROP & CAS INS C	12944	225	3.6	290,965,688	3.3	1.09	8.7
ST JOHNS INS CO INC	11844	84	1.4	274,603,213	3.2	0.43	-57.0
<b>ALL COMPANIES WITH ZERO COMPLAINTS</b>	.	<b>0</b>	<b>0.0</b>	<b>269,683,401</b>	<b>3.1</b>	<b>0.00</b>	<b>-100.0</b>
AMERICAN INTEGRITY INS CO OF FL	12841	384	6.2	233,736,119	2.7	2.31	131.0
UNITED PROP & CAS INS CO	10969	498	8.0	232,611,264	2.7	3.01	201.0
UNITED SERV AUTOMOBILE ASSN	25941	8	0.1	230,721,113	2.7	0.05	-95.1
FLORIDA PENINSULA INS CO	10132	218	3.5	229,494,924	2.6	1.34	33.5
TOWER HILL PRIME INS CO	11027	121	2.0	218,831,477	2.5	0.78	-22.3
FEDERAL INS CO	20281	6	0.1	207,864,411	2.4	0.04	-95.9
PEOPLES TRUST INS CO	13125	170	2.7	170,328,066	2.0	1.40	40.3
AIG PROP CAS CO	19402	2	0.0	163,872,451	1.9	0.02	-98.3
ASI PREFERRED INS CORP	13142	87	1.4	163,733,509	1.9	0.75	-25.3
OLYMPUS INS CO	12954	43	0.7	141,179,775	1.6	0.43	-57.2
FAMILY SECURITY INS CO INC	14432	38	0.6	121,185,694	1.4	0.44	-55.9
USAA CAS INS CO	25968	13	0.2	118,313,954	1.4	0.15	-84.6
LEXINGTON INS CO	19437	8	0.1	109,514,767	1.3	0.10	-89.7
AUTO CLUB INS CO OF FL	12813	27	0.4	105,902,507	1.2	0.36	-64.2
TOWER HILL SIGNATURE INS CO	12538	70	1.1	104,872,901	1.2	0.94	-6.2
AMERICAN TRADITIONS INS CO	12359	88	1.4	101,868,239	1.2	1.21	21.4
TOWER HILL PREFERRED INS CO	29050	50	0.8	99,705,260	1.1	0.70	-29.5
CASTLE KEY INS CO	30511	81	1.3	97,037,878	1.1	1.17	17.3
FLORIDA SPECIALTY INS CO	17248	49	0.8	94,654,022	1.1	0.73	-27.2
EDISON INS CO	12482	71	1.1	94,047,520	1.1	1.06	6.1
GULFSTREAM PROP & CAS INS CO	12237	44	0.7	93,278,024	1.1	0.66	-33.7
PRIVILEGE UNDERWRITERS RECP EXCH	12873	1	0.0	91,708,596	1.1	0.02	-98.5
TOWER HILL SELECT INS CO	12011	46	0.7	86,921,099	1.0	0.74	-25.6
FLORIDA FAMILY INS CO	10688	16	0.3	85,284,363	1.0	0.26	-73.6
SAFEPOINT INS CO	15341	133	2.1	80,982,662	0.9	2.31	130.9
SOUTHERN OAK INS CO	12247	40	0.6	79,873,747	0.9	0.70	-29.6
SOUTHERN FIDELITY PROPERTY & CASUA	14166	52	0.8	78,690,253	0.9	0.93	-7.1
UNIVERSAL INS CO OF NA	11986	90	1.5	74,368,578	0.9	1.70	70.1
AMERICAN STRATEGIC INS CORP	10872	30	0.5	73,532,880	0.8	0.57	-42.6
AVATAR PROP & CAS INS CO	13139	254	4.1	73,237,327	0.8	4.88	387.6
SOUTHERN FIDELITY INS CO INC	10136	58	0.9	68,344,424	0.8	1.19	19.3
NATIONAL SPECIALTY INS CO	22608	20	0.3	68,030,428	0.8	0.41	-58.7
CASTLE KEY IND CO	10835	53	0.9	67,708,217	0.8	1.10	10.0
GEOVERA SPECIALTY INS CO	10182	11	0.2	66,972,141	0.8	0.23	-76.9
PROGRESSIVE PROP INS CO	13038	80	1.3	66,744,230	0.8	1.69	68.5
SAFE HARBOR INS CO	12563	25	0.4	65,910,791	0.8	0.53	-46.7
FLORIDA FARM BUREAU CAS INS CO	31216	9	0.1	65,649,406	0.8	0.19	-80.7
OMEGA INS CO	38644	46	0.7	64,926,795	0.7	1.00	-0.4
PREPARED INS CO	13687	30	0.5	59,405,535	0.7	0.71	-29.0
ANCHOR PROP & CAS INS CO	15617	73	1.2	57,057,781	0.7	1.80	79.9
ACE INS CO OF THE MIDWEST	26417	1	0.0	56,701,509	0.7	0.02	-97.5
FOREMOST INS CO GRAND RAPIDS MI	11185	16	0.3	53,762,940	0.6	0.42	-58.2
FLORIDA FARM BUR GEN INS CO	21817	7	0.1	52,742,601	0.6	0.19	-81.3
CYPRESS PROP & CAS INS CO	10953	40	0.6	51,601,944	0.6	1.09	9.0
LIBERTY MUT FIRE INS CO	23035	3	0.0	49,648,510	0.6	0.08	-91.5

\*ORDERED BY PREMIUMS (DESCENDING) AND COMPANY NAME

SOURCE: NAIC, 01/27/2020



**CONSUMER COMPLAINT INDICES, BY PRODUCT TYPE\***

CALENDAR YEAR 2018

PURSUANT TO SECTION 624.313(1)(i), F.S.; RULE 690-142.002, F.A.C.

COMPANY INFORMATION		CONFIRMED COMPLAINTS		PREMIUMS		COMPLAINT INDEX	
NAME	NAIC CODE	(#)	SHARE OF PRODUCT TYPE (%)	(\$)	SHARE OF PRODUCT TYPE (%)	(#)	DEVIATION FROM PRODUCT TYPE (%)
<b>HOMEOWNER / CONFIRMED COMPLAINTS=6,187 / PREMIUMS=\$8,697,819,883 / COMPLAINT INDEX=1.00</b>							
AMERICAN BANKERS INS CO OF FL	10111	33	0.5	48,148,541	0.6	0.96	-3.6
AMICA MUT INS CO	19976	5	0.1	47,393,550	0.5	0.15	-85.2
NATIONWIDE INS CO OF FL	10948	9	0.1	47,171,133	0.5	0.27	-73.2
QBE SPECIALTY INS CO	11515	2	0.0	44,302,114	0.5	0.06	-93.7
CAPITOL PREFERRED INS CO	10908	24	0.4	40,128,536	0.5	0.84	-15.9
HARTFORD INS CO OF THE MIDWEST	37478	17	0.3	34,150,408	0.4	0.70	-30.0
ASI ASSUR CORP	12196	31	0.5	32,448,571	0.4	1.34	34.3
CENTAURI SPECIALTY INS CO	12573	9	0.1	29,187,908	0.3	0.43	-56.7
FIRST COMMUNITY INS CO	13990	7	0.1	28,470,456	0.3	0.35	-65.4
USAA GEN IND CO	18600	4	0.1	21,690,569	0.2	0.26	-74.1
FIRST FLORIDIAN AUTO & HOME INS CO	10647	6	0.1	18,954,364	0.2	0.45	-55.5
FOREMOST PROP & CAS INS CO	11800	4	0.1	15,651,795	0.2	0.36	-64.1
METROPOLITAN CAS INS CO	40169	3	0.0	14,624,028	0.2	0.29	-71.2
MONARCH NATL INS CO	15715	11	0.2	13,038,298	0.11	1.19	18.6
US COASTAL PROP & CAS INS CO	15900	2	0.0	12,258,145	0.1	0.23	-77.1
HOMESITE INS CO	17221	2	0.0	11,765,218	0.1	0.24	-76.1
VOYAGER IND INS CO	40428	1	0.0	8,541,255	0.1	0.16	-83.5
GARRISON PROP & CAS INS CO	21253	1	0.0	7,530,974	0.1	0.19	-81.3
SOUTHERN OWNERS INS CO	10190	1	0.0	7,149,522	0.1	0.20	-80.3
AMERICAN SOUTHERN HOME INS CO	41998	2	0.0	6,469,472	0.1	0.43	-56.5
ARMED FORCES INS EXCH	41459	1	0.0	5,874,615	0.1	0.24	-76.1
AMERICAN PLATINUM PROP & CAS INS C	13563	1	0.0	5,180,857	0.1	0.27	-72.9
PRAETORIAN INS CO	37257	2	0.0	3,856,263	0.0	0.73	-27.1
TYTAP INS CO	15885	1	0.0	2,574,776	0.0	0.55	-45.4
AMERICAN FAMILY CONNECT PROP & CAS	29068	3	0.0	2,505,364	0.0	1.68	68.3
NEW HAMPSHIRE INS CO	23841	2	0.0	2,337,100	0.0	1.20	20.3
GENERAL STAR IND CO	37362	1	0.0	1,760,712	0.0	0.80	-20.2
ASI HOME INS CORP	11072	4	0.1	1,745,699	0.0	3.22	222.1
FIRST AMER PROP & CAS INS CO	37710	1	0.0	1,729,001	0.0	0.81	-18.7
CANOPIUS US INS	12961	1	0.0	1,719,818	0.0	0.82	-18.3
WHITE PINE INS CO	11932	2	0.0	1,518,394	0.0	1.85	85.2
STILLWATER INS CO	25180	1	0.0	352,217	0.0	3.99	299.1
ASPEN SPECIALTY INS CO	10717	1	0.0	109,581	0.0	12.83	1,182.9
AMERICAN SECURITY INS CO	42978	2	0.0	25,260	0.0	111.31	11,030.8
TWIN CITY FIRE INS CO CO	29459	1	0.0	3,196	0.0	439.87	43,886.9
ACCEPTANCE IND INS CO	20010	1	0.0	0	0.0	.	.
ALLSTATE PROP & CAS INS CO	17230	3	0.0	0	0.0	.	.
AMERICAN COASTAL INS CO	12968	1	0.0	0	0.0	.	.
AMERICAN RELIABLE INS CO	19615	3	0.0	0	0.0	.	.
ARGUS FIRE & CASUALTY INS CO	10203	1	0.0	0	0.0	.	.
AUTO OWNERS INS CO	18988	1	0.0	0	0.0	.	.
BANKERS INS CO	33162	1	0.0	0	0.0	.	.
BANKERS STANDARD INS CO	18279	1	0.0	0	0.0	.	.
ELEMENTS PROPERTY INS CO	15312	9	0.1	0	0.0	.	.
GEICO MARINE INS CO	37923	1	0.0	0	0.0	.	.
GREAT AMER INS CO	16691	5	0.1	0	0.0	.	.
HARTFORD ACCIDENT & IND CO	22357	1	0.0	0	0.0	.	.
INTEGON NATL INS CO	29742	7	0.1	0	0.0	.	.
LANCER IND CO	38148	1	0.0	0	0.0	.	.
LIBERTY MUT INS CO	23043	29	0.5	0	0.0	.	.
METROPOLITAN PROP & CAS INS CO	26298	2	0.0	0	0.0	.	.
MODERN USA INS CO	12957	97	1.6	0	0.0	.	.
NATIONWIDE PROP & CAS INS CO	37877	1	0.0	0	0.0	.	.
QBE INS CORP	39217	1	0.0	0	0.0	.	.
SAWGRASS MUTUAL INS CO	13619	3	0.0	0	0.0	.	.
STATE FARM FIRE & CAS CO	25143	9	0.1	0	0.0	.	.
STATE FARM GEN INS CO	25151	2	0.0	0	0.0	.	.

\*ORDERED BY PREMIUMS (DESCENDING) AND COMPANY NAME  
SOURCE: NAIC, 01/27/2020

## CONSUMER COMPLAINT INDICES, BY PRODUCT TYPE\*

CALENDAR YEAR 2018

PURSUANT TO SECTION 624.313(1)(i), F.S.; RULE 690-142.002, F.A.C.

COMPANY INFORMATION		CONFIRMED COMPLAINTS		PREMIUMS		COMPLAINT INDEX	
NAME	NAIC CODE	(#)	SHARE OF PRODUCT TYPE (%)	(\$)	SHARE OF PRODUCT TYPE (%)	(#)	DEVIATION FROM PRODUCT TYPE (%)
<b>HOMEOWNER / CONFIRMED COMPLAINTS=6,187 / PREMIUMS=\$8,697,819,883 / COMPLAINT INDEX=1.00</b>							
TRAVELERS CAS & SURETY CO	19038	1	0.0	0	0.0	.	.
UNDERWRITERS AT LLOYDS LONDON	15642	16	0.3	0	0.0	.	.
UNITED CAS INS CO OF AMER	11142	10	0.2	0	0.0	.	.
UNITED INS CO OF AMER	69930	1	0.0	0	0.0	.	.
WESTCHESTER SURPLUS LINES INS CO	10172	1	0.0	0	0.0	.	.
WESTON INS CO	14930	4	0.1	0	0.0	.	.
WINDHAVEN INS CO	12541	1	0.0	0	0.0	.	.
WRIGHT NATL FLOOD INS CO	11523	2	0.0	0	0.0	.	.
<b>INDIVIDUAL ACCIDENT AND HEALTH / CONFIRMED COMPLAINTS=691 / PREMIUMS=\$15,402,785,306 / COMPLAINT INDEX=1.00</b>							
BCBS OF FL	98167	237	34.3	5,391,215,866	35.0	0.98	-2.0
HEALTH OPTIONS INC	95089	102	14.8	3,870,319,307	25.1	0.59	-41.3
<b>ALL COMPANIES WITH ZERO COMPLAINTS</b>	.	<b>0</b>	<b>0.0</b>	<b>1,584,453,050</b>	<b>10.3</b>	<b>0.00</b>	<b>-100.0</b>
CELTIC INS CO	80799	85	12.3	1,112,849,372	7.2	1.70	70.3
MOLINA HLTHCARE OF FL INC	13128	33	4.8	516,588,131	3.4	1.42	42.4
AMERICAN FAMILY LIFE ASSUR CO OF C	60380	5	0.7	328,073,926	2.1	0.34	-66.0
HUMANA INS CO	73288	10	1.4	251,427,150	1.6	0.89	-11.3
DELTA DENTAL INS CO	81396	4	0.6	250,246,140	1.6	0.36	-64.4
FLORIDA HLTH CARE PLAN INC	13567	3	0.4	246,053,939	1.6	0.27	-72.8
AVMED INC	95263	16	2.3	167,656,150	1.1	2.13	112.7
HEALTH FIRST COMMERCIAL PLANS IN	16272	3	0.4	151,688,410	1.0	0.44	-55.9
GENWORTH LIFE INS CO	70025	3	0.4	131,267,922	0.9	0.51	-49.1
UNITED AMER INS CO	92916	4	0.6	125,020,762	0.8	0.71	-28.7
CONNECTICUT GEN LIFE INS CO	62308	3	0.4	116,696,942	0.8	0.57	-42.7
WELLCARE OF FL INC	95081	1	0.1	113,552,211	0.7	0.20	-80.4
JOHN HANCOCK LIFE INS CO USA	65838	1	0.1	110,431,536	0.7	0.20	-79.8
COLONIAL LIFE & ACCIDENT INS CO	62049	2	0.3	104,169,067	0.7	0.43	-57.2
BANKERS LIFE & CAS CO	61263	2	0.3	67,409,375	0.4	0.66	-33.9
METROPOLITAN LIFE INS CO	65978	5	0.7	59,906,682	0.4	1.86	86.0
COVENTRY HLTH CARE OF FL INC	95114	1	0.1	55,484,739	0.4	0.40	-59.8
FLORIDA COMBINED LIFE INS CO INC	76031	15	2.2	52,273,971	0.3	6.40	539.6
COMPBENEFITS CO	52015	2	0.3	50,407,156	0.3	0.88	-11.6
MUTUAL OF OMAHA INS CO	71412	2	0.3	48,412,269	0.3	0.92	-7.9
COMBINED INS CO OF AMER	62146	2	0.3	44,984,047	0.3	0.99	-0.9
AMERICAN HERITAGE LIFE INS CO	60534	2	0.3	41,638,911	0.3	1.07	7.1
GOLDEN RULE INS CO	62286	3	0.4	33,980,160	0.2	1.97	96.8
TRANSAMERICA LIFE INS CO	86231	9	1.3	28,867,205	0.2	6.95	595.0
COMPBENEFITS INS CO	60984	1	0.1	25,667,007	0.2	0.87	-13.2
CIGNA HLTH & LIFE INS CO	67369	4	0.6	24,798,606	0.2	3.60	259.5
HUMANA HLTH INS CO OF FL INC	69671	4	0.6	23,997,826	0.2	3.72	271.5
CONTINENTAL CAS CO	20443	1	0.1	22,775,764	0.1	0.98	-2.1
UNITED HLTHCARE OF FL INC	95264	9	1.3	20,232,170	0.1	9.92	891.6
HUMANA MEDICAL PLAN INC	95270	11	1.6	18,527,738	0.1	13.23	1,223.4
SAFEGUARD HLTH PLANS INC	52009	1	0.1	14,749,202	0.1	1.51	51.1
TIME INS CO II	69477	5	0.7	14,172,912	0.1	7.86	686.4
CHESAPEAKE LIFE INS CO	61832	1	0.1	13,937,812	0.1	1.60	59.9
AMERICAN RETIREMENT LIFE INS CO	88366	1	0.1	13,936,899	0.1	1.60	59.9
NASSAU LIFE INS CO OF TX	62359	5	0.7	13,700,309	0.1	8.14	713.5
GUARDIAN LIFE INS CO OF AMER	64246	1	0.1	12,934,693	0.1	1.72	72.3
TRANSAMERICA PREMIER LIFE INS CO	66281	2	0.3	12,812,998	0.1	3.48	247.9
PRUDENTIAL INS CO OF AMER	68241	2	0.3	11,894,697	0.1	3.75	274.8
ALLIANZ LIFE INS CO OF N AMER	90611	1	0.1	9,986,005	0.1	2.23	123.2
CONTINENTAL LIFE INS CO BRENTWOOD	68500	1	0.1	9,736,311	0.1	2.29	128.9
PHYSICIANS MUT INS CO	80578	2	0.3	9,565,875	0.1	4.66	366.0
RENAISSANCE LIFE & HLTH INS CO OF	61700	1	0.1	7,873,866	0.1	2.83	183.1
SOLSTICE BENEFITS INC	12341	1	0.1	6,701,744	0.0	3.33	232.6
AMERICAN GEN LIFE INS CO	60488	1	0.1	6,359,643	0.0	3.51	250.5
MEDICO INS CO	31119	1	0.1	6,355,637	0.0	3.51	250.7
AETNA HLTH INC FL CORP	95088	2	0.3	6,058,071	0.0	7.36	635.9

\*ORDERED BY PREMIUMS (DESCENDING) AND COMPANY NAME  
SOURCE: NAIC, 01/27/2020

**CONSUMER COMPLAINT INDICES, BY PRODUCT TYPE\***

CALENDAR YEAR 2018

PURSUANT TO SECTION 624.313(1)(i), F.S.; RULE 690-142.002, F.A.C.

COMPANY INFORMATION		CONFIRMED COMPLAINTS		PREMIUMS		COMPLAINT INDEX		
NAME	NAIC CODE	(#)	SHARE OF PRODUCT TYPE (%)	(\$)	SHARE OF PRODUCT TYPE (%)	(#)	DEVIATION FROM PRODUCT TYPE (%)	
<b>INDIVIDUAL ACCIDENT AND HEALTH / CONFIRMED COMPLAINTS=691 / PREMIUMS=\$15,402,785,306 / COMPLAINT INDEX=1.00</b>								
SENIOR HLTH INS CO OF PA	76325	3	0.4	6,054,909	0.0	11.04	1,004.4	
AETNA LIFE INS CO	60054	3	0.4	6,041,729	0.0	11.07	1,006.8	
FAMILY LIFE INS CO	63053	1	0.1	5,168,053	0.0	4.31	331.3	
CMFG LIFE INS CO	62626	2	0.3	4,721,276	0.0	9.44	844.3	
LOYAL AMER LIFE INS CO	65722	1	0.1	4,322,360	0.0	5.16	415.7	
AXA EQUITABLE LIFE INS CO	62944	1	0.1	3,204,923	0.0	6.96	595.5	
LINCOLN NATL LIFE INS CO	65676	1	0.1	2,449,116	0.0	9.10	810.1	
JACKSON NATL LIFE INS CO	65056	1	0.1	2,398,275	0.0	9.29	829.4	
PROFESSIONAL INS CO	68047	1	0.1	1,654,464	0.0	13.47	1,247.3	
SOUTHERN FARM BUREAU LIFE INS CO	68896	1	0.1	868,087	0.0	25.68	2,467.8	
FEDERAL INS CO	20281	3	0.4	849,531	0.0	78.72	7,771.6	
FREEDOM LIFE INS CO OF AMER	62324	1	0.1	767,082	0.0	29.06	2,805.9	
JOHN ALDEN LIFE INS CO	65080	2	0.3	724,546	0.0	61.53	6,053.0	
INTEGON IND CORP	22772	6	0.9	718,509	0.0	186.14	18,514.0	
MANHATTAN LIFE INS CO	65870	1	0.1	643,571	0.0	34.64	3,363.6	
STANDARD SECURITY LIFE INS CO OF N	69078	1	0.1	303,874	0.0	73.35	7,235.5	
LIFE OF THE SOUTH INS CO	97691	1	0.1	32,462	0.0	686.67	68,566.7	
UNITED STATES LIFE INS CO IN THE C	70106	1	0.1	8,960	0.0	2,487.79	248,678.7	
HARTFORD LIFE & ACCIDENT INS CO	70815	1	0.1	3,398	0.0	6,559.91	655,890.9	
BEST LIFE & HLTH INS CO	90638	4	0.6	0	0.0	.	.	
BUPA INS CO	81647	1	0.1	0	0.0	.	.	
COMPANION LIFE INS CO	77828	1	0.1	0	0.0	.	.	
CUNA MUTUAL LIFE INS CO	65749	1	0.1	0	0.0	.	.	
DELTA DENTAL PLAN OF MI INC	54305	1	0.1	0	0.0	.	.	
EVEREST REINS CO	26921	1	0.1	0	0.0	.	.	
HEALTH FIRST COMMERCIAL PLANS INC	15882	3	0.4	0	0.0	.	.	
JOHN HANCOCK LIFE INS CO	65099	1	0.1	0	0.0	.	.	
KANAWHA INS CO	65110	10	1.4	0	0.0	.	.	
LIBERTY DENTAL PLAN OF FL INC	13761	1	0.1	0	0.0	.	.	
LIFESHIELD NATL INS CO	99724	3	0.4	0	0.0	.	.	
NEIGHBORHOOD HLTH PARTNERSHIP INC	95123	2	0.3	0	0.0	.	.	
OPTIMUM HLTHCARE INC	12259	2	0.3	0	0.0	.	.	
PENN TREATY NTWRK AMER INS CO	63282	1	0.1	0	0.0	.	.	
PREFERRED CARE PARTNERS INC	11176	2	0.3	0	0.0	.	.	
PREFERRED MEDICAL PLAN INC	95271	1	0.1	0	0.0	.	.	
SUNSHINE STATE HLTH PLAN INC	13148	2	0.3	0	0.0	.	.	
UNITEDHEALTHCARE INS CO	79413	9	1.3	0	0.0	.	.	
<b>INDIVIDUAL ANNUITY / CONFIRMED COMPLAINTS=22 / PREMIUMS=\$15,999,138,311 / COMPLAINT INDEX=1.00</b>								
<b>ALL COMPANIES WITH ZERO COMPLAINTS</b>		<b>.</b>	<b>0</b>	<b>0.0</b>	<b>8,899,843,392</b>	<b>55.6</b>	<b>0.00</b>	<b>-100.0</b>
LINCOLN NATL LIFE INS CO	65676	1	4.5	1,208,553,479	7.6	0.60	-39.8	
AMERICAN GEN LIFE INS CO	60488	3	13.6	928,767,201	5.8	2.35	134.9	
ALLIANZ LIFE INS CO OF N AMER	90611	1	4.5	857,785,681	5.4	0.85	-15.2	
FORETHOUGHT LIFE INS CO	91642	1	4.5	822,498,275	5.1	0.88	-11.6	
ATHENE ANN & LIFE CO	61689	2	9.1	682,267,546	4.3	2.13	113.2	
PRUCO LIFE INS CO	79227	1	4.5	614,671,963	3.8	1.18	18.3	
PACIFIC LIFE INS CO	67466	1	4.5	587,965,923	3.7	1.24	23.7	
BRIGHTHOUSE LIFE INS CO	87726	1	4.5	405,018,146	2.5	1.80	79.6	
NORTH AMER CO LIFE & HLTH INS	66974	1	4.5	239,511,535	1.5	3.04	203.6	
TRANSAMERICA LIFE INS CO	86231	1	4.5	190,180,944	1.2	3.82	282.4	
DELAWARE LIFE INS CO	79065	2	9.1	170,651,653	1.1	8.52	752.3	
RELIANCE STANDARD LIFE INS CO	68381	1	4.5	156,912,342	1.0	4.63	363.5	
AMERICAN NATL INS CO	60739	1	4.5	94,882,260	0.6	7.66	666.5	
PRUDENTIAL ANN LIFE ASSUR CORP	86630	1	4.5	41,133,312	0.3	17.68	1,668.0	
GUGGENHEIM LIFE & ANN CO	83607	1	4.5	40,509,789	0.3	17.95	1,695.2	
PHL VARIABLE INS CO	93548	1	4.5	39,150,492	0.2	18.58	1,757.5	
TALCOTT RESOLUTION LIFE INS CO	88072	1	4.5	17,249,028	0.1	42.16	4,116.1	
PACIFIC LIFE & ANN CO	97268	1	4.5	1,585,350	0.0	458.72	45,772.1	
<b>INDIVIDUAL LIFE / CONFIRMED COMPLAINTS=334 / PREMIUMS=\$8,196,291,712 / COMPLAINT INDEX=1.00</b>								
<b>ALL COMPANIES WITH ZERO COMPLAINTS</b>		<b>.</b>	<b>0</b>	<b>0.0</b>	<b>2,705,498,446</b>	<b>33.0</b>	<b>0.00</b>	<b>-100.0</b>

\*ORDERED BY PREMIUMS (DESCENDING) AND COMPANY NAME

SOURCE: NAIC, 01/27/2020

**CONSUMER COMPLAINT INDICES, BY PRODUCT TYPE\***

CALENDAR YEAR 2018

PURSUANT TO SECTION 624.313(1)(i), F.S.; RULE 690-142.002, F.A.C.

COMPANY INFORMATION		CONFIRMED COMPLAINTS		PREMIUMS		COMPLAINT INDEX	
NAME	NAIC CODE	(#)	SHARE OF PRODUCT TYPE (%)	(\$)	SHARE OF PRODUCT TYPE (%)	(#)	DEVIATION FROM PRODUCT TYPE (%)
<b>INDIVIDUAL LIFE / CONFIRMED COMPLAINTS=334 / PREMIUMS=\$8,196,291,712 / COMPLAINT INDEX=1.00</b>							
NORTHWESTERN MUT LIFE INS CO	67091	2	0.6	678,730,496	8.3	0.07	-92.8
LINCOLN NATL LIFE INS CO	65676	3	0.9	434,259,944	5.3	0.17	-83.0
MASSACHUSETTS MUT LIFE INS CO	65935	1	0.3	391,630,752	4.8	0.06	-93.7
JOHN HANCOCK LIFE INS CO USA	65838	1	0.3	344,298,179	4.2	0.07	-92.9
TRANSAMERICA LIFE INS CO	86231	2	0.6	308,616,287	3.8	0.16	-84.1
PRUCO LIFE INS CO	79227	2	0.6	249,610,680	3.0	0.20	-80.3
AMERICAN GEN LIFE INS CO	60488	26	7.8	241,505,512	2.9	2.64	164.2
STATE FARM LIFE INS CO	69108	1	0.3	240,778,964	2.9	0.10	-89.8
NEW YORK LIFE INS CO	66915	2	0.6	240,555,989	2.9	0.20	-79.6
PRIMERICA LIFE INS CO	65919	1	0.3	175,287,137	2.1	0.14	-86.0
BRIGHTHOUSE LIFE INS CO	87726	4	1.2	171,708,210	2.1	0.57	-42.8
AXA EQUITABLE LIFE INS CO	62944	1	0.3	155,301,560	1.9	0.16	-84.2
MIDLAND NATL LIFE INS CO	66044	1	0.3	141,994,782	1.7	0.17	-82.7
METROPOLITAN LIFE INS CO	65978	3	0.9	132,325,733	1.6	0.56	-44.4
UNITED OF OMAHA LIFE INS CO	69868	2	0.6	121,576,752	1.5	0.40	-59.6
TRANSAMERICA PREMIER LIFE INS CO	66281	8	2.4	97,018,066	1.2	2.02	102.4
LINCOLN BENEFIT LIFE CO	65595	1	0.3	87,386,008	1.1	0.28	-71.9
PENN MUT LIFE INS CO	67644	1	0.3	78,095,459	1.0	0.31	-68.6
USAA LIFE INS CO	69663	1	0.3	72,282,233	0.9	0.34	-66.1
TALCOTT RESOLUTION LIFE & ANN INS	71153	3	0.9	71,028,012	0.9	1.04	3.6
RELIASTAR LIFE INS CO	67105	1	0.3	67,430,555	0.8	0.36	-63.6
NORTH AMER CO LIFE & HLTH INS	66974	2	0.6	64,557,407	0.8	0.76	-24.0
EQUITABLE FINANCIAL LIFE INS CO OF	78077	1	0.3	59,846,431	0.7	0.41	-59.0
PRUDENTIAL INS CO OF AMER	68241	3	0.9	51,206,412	0.6	1.44	43.8
JACKSON NATL LIFE INS CO	65056	4	1.2	50,723,064	0.6	1.94	93.5
INDEPENDENT ORDER OF FORESTERS US	58068	3	0.9	49,241,542	0.6	1.50	49.5
LINCOLN HERITAGE LIFE INS CO	65927	2	0.6	48,323,682	0.6	1.02	1.6
AMERICAN INCOME LIFE INS CO	60577	1	0.3	44,957,919	0.5	0.55	-45.4
BANKERS LIFE & CAS CO	61263	1	0.3	43,590,982	0.5	0.56	-43.7
ACCORDIA LIFE & ANN CO	62200	7	2.1	41,345,190	0.5	4.15	315.5
AMERICAN NATL INS CO	60739	2	0.6	40,586,601	0.5	1.21	20.9
LIBERTY NATL LIFE INS CO	65331	4	1.2	38,915,076	0.5	2.52	152.2
KNIGHTS OF COLUMBUS	58033	1	0.3	34,089,743	0.4	0.72	-28.0
CMFG LIFE INS CO	62626	1	0.3	33,256,194	0.4	0.74	-26.2
GLOBE LIFE & ACCIDENT INS CO	91472	4	1.2	33,175,293	0.4	2.96	195.9
WEST COAST LIFE INS CO	70335	1	0.3	30,082,277	0.4	0.82	-18.4
GERBER LIFE INS CO	70939	2	0.6	29,814,914	0.4	1.65	64.6
ALLSTATE LIFE INS CO	60186	1	0.3	28,387,657	0.3	0.86	-13.6
COLONIAL LIFE & ACCIDENT INS CO	62049	2	0.6	26,040,874	0.3	1.88	88.5
FIDELITY & GUAR LIFE INS CO	63274	1	0.3	24,294,607	0.3	1.01	1.0
GENWORTH LIFE INS CO	70025	1	0.3	23,558,001	0.3	1.04	4.2
CM LIFE INS CO	93432	1	0.3	21,695,210	0.3	1.13	13.1
AMERICO FIN LIFE & ANN INS CO	61999	2	0.6	21,317,499	0.3	2.30	130.2
UNITED INS CO OF AMER	69930	7	2.1	21,254,532	0.3	8.08	708.2
PHL VARIABLE INS CO	93548	2	0.6	20,957,868	0.3	2.34	134.2
AMERICAN HERITAGE LIFE INS CO	60534	4	1.2	15,323,335	0.2	6.41	540.6
COLONIAL PENN LIFE INS CO	62065	1	0.3	14,429,931	0.2	1.70	70.1
WILCO LIFE INS CO	65900	6	1.8	10,207,560	0.1	14.42	1,342.4
UNITED STATES LIFE INS CO IN THE C	70106	4	1.2	8,813,060	0.1	11.14	1,013.8
US FINANCIAL LIFE INS CO	84530	1	0.3	7,388,557	0.1	3.32	232.1
CONNECTICUT GEN LIFE INS CO	62308	1	0.3	6,358,586	0.1	3.86	285.9
ASSURITY LIFE INS CO	71439	1	0.3	4,850,086	0.1	5.06	406.0
ATHENE ANN & LIFE CO	61689	3	0.9	4,819,703	0.1	15.27	1,427.5
GOVERNMENT PERSONNEL MUT LIFE INS	63967	1	0.3	4,237,612	0.1	5.79	479.1
WASHINGTON NATL INS CO	70319	1	0.3	4,009,112	0.0	6.12	512.1
ATHENE LIFE INS CO OF NY	63932	1	0.3	4,002,665	0.0	6.13	513.1
PAN AMER ASSUR CO	93459	1	0.3	3,589,158	0.0	6.84	583.7

\*ORDERED BY PREMIUMS (DESCENDING) AND COMPANY NAME  
SOURCE: NAIC, 01/27/2020

**CONSUMER COMPLAINT INDICES, BY PRODUCT TYPE\***

CALENDAR YEAR 2018

PURSUANT TO SECTION 624.313(1)(i), F.S.; RULE 690-142.002, F.A.C.

COMPANY INFORMATION		CONFIRMED COMPLAINTS		PREMIUMS		COMPLAINT INDEX	
NAME	NAIC CODE	(#)	SHARE OF PRODUCT TYPE (%)	(\$)	SHARE OF PRODUCT TYPE (%)	(#)	DEVIATION FROM PRODUCT TYPE (%)
<b>INDIVIDUAL LIFE / CONFIRMED COMPLAINTS=334 / PREMIUMS=\$8,196,291,712 / COMPLAINT INDEX=1.00</b>							
5 STAR LIFE INS CO	77879	1	0.3	3,119,902	0.0	7.87	686.6
NASSAU LIFE INS CO OF TX	62359	1	0.3	1,507,354	0.0	16.28	1,528.0
SURETY LIFE INS CO	69310	1	0.3	1,440,973	0.0	17.03	1,603.0
DELAWARE LIFE INS CO	79065	1	0.3	1,360,301	0.0	18.04	1,704.0
GUARANTEE TRUST LIFE INS CO	64211	1	0.3	1,237,653	0.0	19.83	1,882.8
S USA LIFE INS CO INC	60183	1	0.3	1,151,085	0.0	21.32	2,031.9
RESERVE NATL INS CO	68462	1	0.3	1,144,298	0.0	21.45	2,044.5
THRIVENT LIFE INS CO	97721	1	0.3	1,096,513	0.0	22.38	2,138.0
BEST MERIDIAN INS CO	63886	1	0.3	877,940	0.0	27.95	2,695.2
MID WEST NATL LIFE INS CO OF TN	66087	1	0.3	809,746	0.0	30.31	2,930.6
PROFESSIONAL INS CO	68047	2	0.6	786,157	0.0	62.43	6,143.0
PROTECTIVE LIFE & ANNUITY INS CO	88536	1	0.3	601,656	0.0	40.79	3,978.7
AMERICAN GEN LIFE INS CO	60488	26	7.8	413,279	0.0	1,543.84	154,283.5
STATE FARM LIFE INS CO	69108	1	0.3	400,026	0.0	61.35	6,034.6
GLOBE LIFE & ACCIDENT INS CO	91472	4	1.2	373,662	0.0	262.70	26,169.5
NORTHWESTERN MUT LIFE INS CO	67091	2	0.6	308,749	0.0	158.96	15,796.3
PRUDENTIAL INS CO OF AMER	68241	3	0.9	239,337	0.0	307.60	30,659.7
METROPOLITAN LIFE INS CO	65978	3	0.9	206,051	0.0	357.29	35,628.7
GERBER LIFE INS CO	70939	2	0.6	186,317	0.0	263.42	26,242.0
UNITED OF OMAHA LIFE INS CO	69868	2	0.6	180,342	0.0	272.15	27,114.7
PRIMERICA LIFE INS CO	65919	1	0.3	178,991	0.0	137.10	13,610.1
NEW YORK LIFE INS CO	66915	2	0.6	171,252	0.0	286.59	28,559.3
TRANSAMERICA PREMIER LIFE INS CO	66281	8	2.4	169,954	0.0	1,155.13	115,412.6
LIBERTY NATL LIFE INS CO	65331	4	1.2	132,221	0.0	742.39	74,138.7
TRANSAMERICA LIFE INS CO	86231	2	0.6	125,735	0.0	390.34	38,934.2
AMERICAN INCOME LIFE INS CO	60577	1	0.3	120,240	0.0	204.09	20,309.0
UNITED INS CO OF AMER	69930	7	2.1	114,093	0.0	1,505.60	150,460.1
LINCOLN HERITAGE LIFE INS CO	65927	2	0.6	93,551	0.0	524.63	52,362.9
JOHN HANCOCK LIFE INS CO USA	65838	1	0.3	92,274	0.0	265.94	26,494.5
MASSACHUSETTS MUT LIFE INS CO	65935	1	0.3	89,563	0.0	273.99	27,299.5
PRUCO LIFE INS CO	79227	2	0.6	86,921	0.0	564.65	56,364.6
USAA LIFE INS CO	69663	1	0.3	84,055	0.0	291.95	29,094.9
LINCOLN NATL LIFE INS CO	65676	3	0.9	80,545	0.0	914.02	91,301.6
JACKSON NATL LIFE INS CO	65056	4	1.2	76,685	0.0	1,280.03	127,903.1
BRIGHTHOUSE LIFE INS CO	87726	4	1.2	75,535	0.0	1,299.52	129,851.9
FAMILY HERITAGE LIFE INS CO OF AME	77968	1	0.3	75,291	0.0	325.93	32,493.3
COLONIAL LIFE & ACCIDENT INS CO	62049	2	0.6	72,407	0.0	677.83	67,682.9
CMFG LIFE INS CO	62626	1	0.3	70,202	0.0	349.56	34,856.0
LINCOLN BENEFIT LIFE CO	65595	1	0.3	66,757	0.0	367.60	36,659.9
RELIASTAR LIFE INS CO	67105	1	0.3	61,733	0.0	397.52	39,651.5
AMERICAN NATL INS CO	60739	2	0.6	60,652	0.0	809.20	80,820.0
BANKERS LIFE & CAS CO	61263	1	0.3	51,608	0.0	475.50	47,450.4
PRUDENTIAL ANN LIFE ASSUR CORP	86630	2	0.6	51,435	0.0	954.21	95,320.6
ALLSTATE LIFE INS CO	60186	1	0.3	47,253	0.0	519.33	51,832.8
MIDLAND NATL LIFE INS CO	66044	1	0.3	42,272	0.0	580.52	57,952.1
AXA EQUITABLE LIFE INS CO	62944	1	0.3	40,858	0.0	600.61	59,961.2
COLONIAL PENN LIFE INS CO	62065	1	0.3	34,892	0.0	703.31	70,230.7
AMERICO FIN LIFE & ANN INS CO	61999	2	0.6	32,830	0.0	1,494.96	149,396.2
AMERICAN HERITAGE LIFE INS CO	60534	4	1.2	27,967	0.0	3,509.82	350,882.2
GENWORTH LIFE INS CO	70025	1	0.3	24,855	0.0	987.32	98,631.8
WEST COAST LIFE INS CO	70335	1	0.3	24,721	0.0	992.67	99,167.0
FIDELITY & GUAR LIFE INS CO	63274	1	0.3	24,053	0.0	1,020.24	101,923.8
NORTH AMER CO LIFE & HLTH INS	66974	2	0.6	22,387	0.0	2,192.33	219,132.6
TALCOTT RESOLUTION LIFE & ANN INS	71153	3	0.9	16,515	0.0	4,457.73	445,672.9
WILCO LIFE INS CO	65900	6	1.8	16,052	0.0	9,172.61	917,161.2
GUARANTEE TRUST LIFE INS CO	64211	1	0.3	12,343	0.0	1,988.15	198,715.5
ACCORDIA LIFE & ANN CO	62200	7	2.1	12,234	0.0	14,041.08	1,404,008.0

\*ORDERED BY PREMIUMS (DESCENDING) AND COMPANY NAME  
SOURCE: NAIC, 01/27/2020

**CONSUMER COMPLAINT INDICES, BY PRODUCT TYPE\***

CALENDAR YEAR 2018

PURSUANT TO SECTION 624.313(1)(i), F.S.; RULE 690-142.002, F.A.C.

COMPANY INFORMATION		CONFIRMED COMPLAINTS		PREMIUMS		COMPLAINT INDEX	
NAME	NAIC CODE	(#)	SHARE OF PRODUCT TYPE (%)	(\$)	SHARE OF PRODUCT TYPE (%)	(#)	DEVIATION FROM PRODUCT TYPE (%)
<b>INDIVIDUAL LIFE / CONFIRMED COMPLAINTS=334 / PREMIUMS=\$8,196,291,712 / COMPLAINT INDEX=1.00</b>							
WASHINGTON NATL INS CO	70319	1	0.3	12,079	0.0	2,031.61	203,060.8
PENN MUT LIFE INS CO	67644	1	0.3	11,684	0.0	2,100.29	209,929.1
EQUITABLE FINANCIAL LIFE INS CO OF	78077	1	0.3	11,061	0.0	2,218.59	221,758.7
PHL VARIABLE INS CO	93548	2	0.6	8,967	0.0	5,473.36	547,235.7
ASSURITY LIFE INS CO	71439	1	0.3	6,996	0.0	3,507.69	350,668.9
CM LIFE INS CO	93432	1	0.3	5,828	0.0	4,210.67	420,967.2
ATHENE ANN & LIFE CO	61689	3	0.9	5,673	0.0	12,977.15	1,297,615.3
UNITED STATES LIFE INS CO IN THE C	70106	4	1.2	5,448	0.0	18,017.47	1,801,647.1
GOVERNMENT PERSONNEL MUT LIFE INS	63967	1	0.3	5,274	0.0	4,652.98	465,197.6
5 STAR LIFE INS CO	77879	1	0.3	4,965	0.0	4,942.56	494,155.7
US FINANCIAL LIFE INS CO	84530	1	0.3	3,617	0.0	6,784.57	678,357.2
NASSAU LIFE INS CO OF TX	62359	1	0.3	3,041	0.0	8,069.65	806,864.7
PROFESSIONAL INS CO	68047	2	0.6	2,965	0.0	16,552.98	1,655,198.2
CONNECTICUT GEN LIFE INS CO	62308	1	0.3	2,646	0.0	9,274.30	927,329.9
SURETY LIFE INS CO	69310	1	0.3	2,168	0.0	11,319.09	1,131,809.4
PAN AMER ASSUR CO	93459	1	0.3	1,894	0.0	12,956.60	1,295,559.7
MID WEST NATL LIFE INS CO OF TN	66087	1	0.3	1,681	0.0	14,598.33	1,459,733.2
RESERVE NATL INS CO	68462	1	0.3	1,129	0.0	21,735.87	2,173,486.9
S USA LIFE INS CO INC	60183	1	0.3	1,128	0.0	21,755.14	2,175,413.8
DELAWARE LIFE INS CO	79065	1	0.3	1,076	0.0	22,806.50	2,280,550.1
PROTECTIVE LIFE & ANNUITY INS CO	88536	1	0.3	709	0.0	34,611.84	3,461,084.1
ATHENE LIFE INS CO OF NY	63932	1	0.3	611	0.0	40,163.33	4,016,233.1
FAMILY HERITAGE LIFE INS CO OF AME	77968	1	0.3	368	0.0	66,684.23	6,668,322.7
THRIVENT LIFE INS CO	97721	1	0.3	138	0.0	177,824.61	17,782,360.5
BEST MERIDIAN INS CO	63886	1	0.3	121	0.0	202,808.23	20,280,722.8
PRUDENTIAL ANN LIFE ASSUR CORP	86630	2	0.6	76	0.0	645,784.09	64,578,309.3
INDEPENDENT ORDER OF FORESTERS US	58068	3	0.9	0	0.0	.	.
JOHN HANCOCK LIFE INS CO	65099	1	0.3	0	0.0	.	.
JOHN HANCOCK LIFE INS CO	65099	1	0.3	0	0.0	.	.
KANAWHA INS CO	65110	1	0.3	0	0.0	.	.
KANAWHA INS CO	65110	1	0.3	0	0.0	.	.
KNIGHTS OF COLUMBUS	58033	1	0.3	0	0.0	.	.
LIFE & HLTH INS CO OF AMER	77887	1	0.3	0	0.0	.	.
LIFE & HLTH INS CO OF AMER	77887	1	0.3	0	0.0	.	.
<b>LONG TERM CARE / CONFIRMED COMPLAINTS=48 / PREMIUMS=\$677,082,488 / COMPLAINT INDEX=1.00</b>							
<b>ALL COMPANIES WITH ZERO COMPLAINTS</b>		<b>0</b>	<b>0.0</b>	<b>232,847,536</b>	<b>34.4</b>	<b>0.00</b>	<b>-100.0</b>
GENWORTH LIFE INS CO	70025	3	6.3	139,542,021	20.6	0.30	-69.7
JOHN HANCOCK LIFE INS CO USA	65838	1	2.1	127,346,805	18.8	0.11	-88.9
BANKERS LIFE & CAS CO	61263	1	2.1	38,384,986	5.7	0.37	-63.3
METROPOLITAN LIFE INS CO	65978	4	8.3	34,672,340	5.1	1.63	62.7
CONTINENTAL CAS CO	20443	2	4.2	33,316,951	4.9	0.85	-15.3
PRUDENTIAL INS CO OF AMER	68241	2	4.2	22,132,772	3.3	1.27	27.5
MUTUAL OF OMAHA INS CO	71412	1	2.1	16,822,820	2.5	0.84	-16.2
ALLIANZ LIFE INS CO OF N AMER	90611	1	2.1	9,986,005	1.5	1.41	41.3
SENIOR HLTH INS CO OF PA	76325	2	4.2	6,103,306	0.9	4.62	362.2
TRANSAMERICA PREMIER LIFE INS CO	66281	1	2.1	5,817,516	0.9	2.42	142.5
TIME INS CO II	69477	1	2.1	5,509,554	0.8	2.56	156.0
AMERICAN FAMILY LIFE ASSUR CO OF C	60380	1	2.1	1,527,413	0.2	9.24	823.5
NASSAU LIFE INS CO OF TX	62359	2	4.2	1,221,136	0.2	23.10	2,210.3
JACKSON NATL LIFE INS CO	65056	1	2.1	741,989	0.1	19.01	1,801.1
SOUTHERN FARM BUREAU LIFE INS CO	68896	1	2.1	712,394	0.1	19.80	1,880.1
JOHN ALDEN LIFE INS CO	65080	2	4.2	396,944	0.1	71.07	7,007.2
BCBS OF FL	98167	1	2.1	0	0.0	.	.
CMFG LIFE INS CO	62626	2	4.2	0	0.0	.	.
CUNA MUTUAL LIFE INS CO	65749	1	2.1	0	0.0	.	.
JOHN HANCOCK LIFE INS CO	65099	1	2.1	0	0.0	.	.
KANAWHA INS CO	65110	9	18.8	0	0.0	.	.
PENN TREATY NTRWK AMER INS CO	63282	1	2.1	0	0.0	.	.

\*ORDERED BY PREMIUMS (DESCENDING) AND COMPANY NAME  
SOURCE: NAIC, 01/27/2020

**CONSUMER COMPLAINT INDICES, BY PRODUCT TYPE\***

CALENDAR YEAR 2018

PURSUANT TO SECTION 624.313(1)(i), F.S.; RULE 690-142.002, F.A.C.

COMPANY INFORMATION		CONFIRMED COMPLAINTS		PREMIUMS		COMPLAINT INDEX	
NAME	NAIC CODE	(#)	SHARE OF PRODUCT TYPE (%)	(\$)	SHARE OF PRODUCT TYPE (%)	(#)	DEVIATION FROM PRODUCT TYPE (%)
<b>LONG TERM CARE / CONFIRMED COMPLAINTS=48 / PREMIUMS=\$677,082,488 / COMPLAINT INDEX=1.00</b>							
TRANSAMERICA LIFE INS CO	86231	7	14.6	0	0.0	.	.
<b>MEDICAL PROFESSIONAL LIABILITY / CONFIRMED COMPLAINTS=0 / PREMIUMS=\$603,908,761 / COMPLAINT INDEX=1.00</b>							
<b>ALL COMPANIES WITH ZERO COMPLAINTS</b>	.	<b>0</b>	<b>0.0</b>	<b>603,908,761</b>	<b>100.0</b>	<b>0.00</b>	<b>-100.0</b>
<b>MEDICARE SUPPLEMENT / CONFIRMED COMPLAINTS=31 / PREMIUMS=\$2,225,032,974 / COMPLAINT INDEX=1.00</b>							
UNITEDHEALTHCARE INS CO	79413	6	19.4	1,272,897,146	57.2	0.34	-66.2
BCBS OF FL	98167	11	35.5	444,941,485	20.0	1.77	77.4
<b>ALL COMPANIES WITH ZERO COMPLAINTS</b>	.	<b>0</b>	<b>0.0</b>	<b>306,116,366</b>	<b>13.8</b>	<b>0.00</b>	<b>-100.0</b>
UNITED AMER INS CO	92916	4	12.9	133,466,989	6.0	2.15	115.1
NASSAU LIFE INS CO OF TX	62359	2	6.5	27,423,812	1.2	5.23	423.5
HUMANA HLTH INS CO OF FL INC	69671	3	9.7	14,252,259	0.6	15.11	1,410.8
AMERICAN RETIREMENT LIFE INS CO	88366	1	3.2	12,152,123	0.5	5.91	490.6
CONTINENTAL LIFE INS CO BRENTWOOD	68500	1	3.2	6,666,667	0.3	10.77	976.6
HUMANA INS CO	73288	2	6.5	5,340,979	0.2	26.88	2,587.7
HARTFORD LIFE & ACCIDENT INS CO	70815	1	3.2	1,775,148	0.1	40.43	3,943.3
<b>PRIVATE PASSENGER / CONFIRMED COMPLAINTS=1,391 / PREMIUMS=\$20,450,403,414 / COMPLAINT INDEX=1.00</b>							
GEICO GEN INS CO	35882	141	10.1	2,950,547,815	14.4	0.70	-29.7
STATE FARM MUT AUTO INS CO	25178	91	6.5	2,942,189,809	14.4	0.45	-54.5
PROGRESSIVE AMER INS CO	24252	66	4.7	2,115,276,123	10.3	0.46	-54.1
PROGRESSIVE SELECT INS CO	10192	45	3.2	1,627,326,985	8.0	0.41	-59.3
GEICO IND CO	22055	68	4.9	1,435,918,676	7.0	0.70	-30.4
ALLSTATE FIRE & CAS INS CO	29688	44	3.2	1,102,022,902	5.4	0.59	-41.3
GOVERNMENT EMPLOYEES INS CO	22063	20	1.4	774,259,718	3.8	0.38	-62.0
<b>ALL COMPANIES WITH ZERO COMPLAINTS</b>	.	<b>0</b>	<b>0.0</b>	<b>684,207,833</b>	<b>3.3</b>	<b>0.00</b>	<b>-100.0</b>
UNITED SERV AUTOMOBILE ASSN	25941	18	1.3	537,894,738	2.6	0.49	-50.8
USAA CAS INS CO	25968	17	1.2	419,936,496	2.1	0.60	-40.5
STANDARD FIRE INS CO	19070	9	0.6	339,438,085	1.7	0.39	-61.0
ALLSTATE INS CO	19232	12	0.9	334,647,669	1.6	0.53	-47.3
SAFECO INS CO OF IL	39012	9	0.6	332,855,804	1.6	0.40	-60.2
USAA GEN IND CO	18600	16	1.2	331,174,293	1.6	0.71	-29.0
SECURITY NATL INS CO	33120	39	2.8	330,697,986	1.6	1.73	73.4
WINDHAVEN INS CO	12541	166	11.9	300,251,373	1.5	8.13	712.8
SOUTHERN OWNERS INS CO	10190	6	0.4	258,460,820	1.3	0.34	-65.9
INFINITY AUTO INS CO	11738	42	3.0	226,462,983	1.1	2.73	172.7
LM GEN INS CO	36447	14	1.0	221,696,040	1.1	0.93	-7.2
UNITED AUTOMOBILE INS CO	35319	82	5.9	208,328,482	1.0	5.79	478.7
OCEAN HARBOR CAS INS CO	12360	122	8.8	203,442,673	1.0	8.82	781.6
DIRECT GEN INS CO	42781	44	3.2	191,259,213	0.9	3.38	238.2
ESURANCE PROP & CAS INS CO	30210	7	0.5	175,692,610	0.9	0.59	-41.4
ALLSTATE PROP & CAS INS CO	17230	5	0.4	166,347,110	0.8	0.44	-55.8
GARRISON PROP & CAS INS CO	21253	7	0.5	156,350,825	0.8	0.66	-34.2
METROPOLITAN CAS INS CO	40169	9	0.6	149,581,253	0.7	0.88	-11.5
MERCURY IND CO OF AMER	11201	7	0.5	126,122,351	0.6	0.82	-18.4
AUTO CLUB INS CO OF FL	12813	4	0.3	125,107,630	0.6	0.47	-53.0
INFINITY IND INS CO	10061	10	0.7	117,158,118	0.6	1.25	25.5
HARTFORD UNDERWRITERS INS CO	30104	7	0.5	111,357,670	0.5	0.92	-7.6
IMPERIAL FIRE & CAS INS CO	44369	14	1.0	110,577,482	0.5	1.86	86.1
PEAK PROP & CAS INS CORP	18139	10	0.7	109,753,411	0.5	1.34	34.0
ALLSTATE IND CO	19240	7	0.5	108,141,054	0.5	0.95	-4.8
AMICA MUT INS CO	19976	1	0.1	107,109,547	0.5	0.14	-86.3
PERMANENT GEN ASSUR CORP	37648	9	0.6	86,934,986	0.4	1.52	52.2
STATE FARM FIRE & CAS CO	25143	5	0.4	72,598,269	0.4	1.01	1.3
AUTO CLUB S INS CO	41041	4	0.3	67,527,742	0.3	0.87	-12.9
OWNERS INS CO	32700	4	0.3	63,198,487	0.3	0.93	-6.9
TRAVELERS HOME & MARINE INS CO	27998	2	0.1	62,945,313	0.3	0.47	-53.3
INTEGON PREFERRED INS CO	31488	10	0.7	57,893,592	0.3	2.54	153.9
MGA INS CO INC	40150	9	0.6	54,600,344	0.3	2.42	142.3
EQUITY INS CO	28746	21	1.5	39,347,783	0.2	7.85	684.6
STAR CAS INS CO	32387	8	0.6	36,960,989	0.2	3.18	218.2
LYNDON SOUTHERN INS CO	10051	2	0.1	36,507,946	0.2	0.81	-19.5
FIRST ACCEPTANCE INS CO INC	10336	12	0.9	34,572,596	0.2	5.10	410.3

\*ORDERED BY PREMIUMS (DESCENDING) AND COMPANY NAME  
SOURCE: NAIC, 01/27/2020

**CONSUMER COMPLAINT INDICES, BY PRODUCT TYPE\***

CALENDAR YEAR 2018

PURSUANT TO SECTION 624.313(1)(i), F.S.; RULE 690-142.002, F.A.C.

COMPANY INFORMATION		CONFIRMED COMPLAINTS		PREMIUMS		COMPLAINT INDEX	
NAME	NAIC CODE	(#)	SHARE OF PRODUCT TYPE (%)	(\$)	SHARE OF PRODUCT TYPE (%)	(#)	DEVIATION FROM PRODUCT TYPE (%)
<b>PRIVATE PASSENGER / CONFIRMED COMPLAINTS=1,391 / PREMIUMS=\$20,450,403,414 / COMPLAINT INDEX=1.00</b>							
LIBERTY MUT INS CO	23043	7	0.5	33,842,573	0.2	3.04	204.1
HARTFORD INS CO OF THE SOUTHEAST	38261	3	0.2	33,441,184	0.2	1.32	31.9
ASSURANCEAMERICA INS CO	11558	1	0.1	32,549,746	0.2	0.45	-54.8
CENTURY NATL INS CO	26905	34	2.4	30,910,544	0.2	16.17	1,517.1
MENDOTA INS CO	33650	14	1.0	30,663,725	0.1	6.71	571.2
RESPONSIVE AUTO INS CO	13131	3	0.2	28,867,992	0.1	1.53	52.8
AUTO OWNERS INS CO	18988	6	0.4	24,808,714	0.1	3.56	255.6
AMERICAN FAMILY CONNECT PROP & CAS	29068	1	0.1	24,421,280	0.1	0.60	-39.8
HORACE MANN PROP & CAS INS CO	22756	1	0.1	24,255,346	0.1	0.61	-39.4
PROPERTY & CAS INS CO OF HARTFORD	34690	2	0.1	23,127,455	0.1	1.27	27.1
AVENTUS INS CO	22390	3	0.2	20,026,285	0.1	2.20	120.2
MAPFRE INS CO OF FL	34932	1	0.1	19,745,612	0.1	0.74	-25.5
ESURANCE INS CO	25712	2	0.1	10,715,947	0.1	2.74	174.4
LM INS CORP	33600	2	0.1	10,670,795	0.1	2.76	175.6
ELECTRIC INS CO	21261	1	0.1	10,315,716	0.1	1.43	42.5
PROGRESSIVE EXPRESS INS CO	10193	1	0.1	6,726,593	0.0	2.19	118.6
INFINITY ASSUR INS CO	39497	3	0.2	6,593,367	0.0	6.69	568.9
FIRST LIBERTY INS CORP	33588	1	0.1	6,043,000	0.0	2.43	143.3
DAIRYLAND INS CO	21164	1	0.1	5,704,172	0.0	2.58	157.7
NATIONAL SPECIALTY INS CO	22608	1	0.1	3,533,833	0.0	4.16	316.0
HORACE MANN INS CO	22578	1	0.1	3,513,104	0.0	4.18	318.5
METROPOLITAN GEN INS CO	39950	1	0.1	3,004,204	0.0	4.89	389.4
INFINITY INS CO	22268	3	0.2	2,911,947	0.0	15.15	1,414.7
PEACHTREE CAS INS CO	25755	6	0.4	2,528,221	0.0	34.89	3,389.1
INTEGON IND CORP	22772	2	0.1	2,520,810	0.0	11.66	1,066.4
INTEGON NATL INS CO	29742	2	0.1	2,182,526	0.0	13.47	1,247.2
SENTINEL INS CO LTD	11000	1	0.1	1,538,074	0.0	9.56	855.9
ECONOMY PREMIER ASSUR CO	40649	1	0.1	681,613	0.0	21.57	2,056.9
FEDNAT INS CO	10790	1	0.1	394,932	0.0	37.23	3,622.7
NATIONAL GEN INS CO	23728	1	0.1	46,585	0.0	315.59	31,459.4
VICTORIA FIRE & CAS CO	42889	1	0.1	12,242	0.0	1,200.94	119,994.3
SAFECO INS CO OF AMER	24740	2	0.1	4,811	0.0	6,111.80	611,080.4
MERCURY INS CO OF FL	11202	1	0.1	807	0.0	18,218.02	1,821,702.2
ALLSTATE VEHICLE & PROP INS CO	37907	1	0.1	0	0.0	.	.
AMERISURE INS CO	19488	1	0.1	0	0.0	.	.
AMGUARD INS CO	42390	1	0.1	0	0.0	.	.
GEICO CAS CO	41491	8	0.6	0	0.0	.	.
GRANADA INS CO	16870	6	0.4	0	0.0	.	.
HANOVER INS CO	22292	1	0.1	0	0.0	.	.
INFINITY SELECT INS CO	20260	1	0.1	0	0.0	.	.
MERCURY CAS CO	11908	2	0.1	0	0.0	.	.
MID CENTURY INS CO	21687	1	0.1	0	0.0	.	.
NATIONWIDE GEN INS CO	23760	1	0.1	0	0.0	.	.
PACIFIC EMPLOYERS INS CO	22748	1	0.1	0	0.0	.	.
PROGRESSIVE DIRECT INS CO	16322	1	0.1	0	0.0	.	.
PROGRESSIVE SPECIALTY INS CO	32786	1	0.1	0	0.0	.	.
REPWEST INS CO	31089	1	0.1	0	0.0	.	.
STATE FARM FL INS CO	10739	1	0.1	0	0.0	.	.
STATE FARM GEN INS CO	25151	1	0.1	0	0.0	.	.
TRUMBULL INS CO	27120	1	0.1	0	0.0	.	.
WESTFIELD INS CO	24112	1	0.1	0	0.0	.	.
ZURICH AMER INS CO	16535	1	0.1	0	0.0	.	.
ARTISAN & TRUCKERS CAS CO	10194	1	0.1	-631	.	.	.
21ST CENTURY CENTENNIAL INS CO	34789	2	0.1	-583,334	.	.	.
<b>TITLE / CONFIRMED COMPLAINTS=9 / PREMIUMS=\$1,518,400,276 / COMPLAINT INDEX=1.00</b>							
OLD REPUBLIC NATL TITLE INS CO	50520	3	33.3	476,760,999	31.4	1.06	6.2
FIRST AMER TITLE INS CO	50814	1	11.1	302,706,267	19.9	0.56	-44.3
<b>ALL COMPANIES WITH ZERO COMPLAINTS</b>	.	<b>0</b>	<b>0.0</b>	<b>254,664,070</b>	<b>16.8</b>	<b>0.00</b>	<b>-100.0</b>

\*ORDERED BY PREMIUMS (DESCENDING) AND COMPANY NAME  
SOURCE: NAIC, 01/27/2020



**CONSUMER COMPLAINT INDICES, BY PRODUCT TYPE\***

CALENDAR YEAR 2018

PURSUANT TO SECTION 624.313(1)(i), F.S.; RULE 690-142.002, F.A.C.

COMPANY INFORMATION		CONFIRMED COMPLAINTS		PREMIUMS		COMPLAINT INDEX	
NAME	NAIC CODE	(#)	SHARE OF PRODUCT TYPE (%)	(\$)	SHARE OF PRODUCT TYPE (%)	(#)	DEVIATION FROM PRODUCT TYPE (%)
<b>TITLE / CONFIRMED COMPLAINTS=9 / PREMIUMS=\$1,518,400,276 / COMPLAINT INDEX=1.00</b>							
FIDELITY NATL TITLE INS CO	51586	1	11.1	194,425,837	12.8	0.87	-13.2
CHICAGO TITLE INS CO	50229	2	22.2	187,175,356	12.3	1.80	80.3
STEWART TITLE GUAR CO	50121	1	11.1	67,591,360	4.5	2.50	149.6
NORTH AMER TITLE INS CO	50130	1	11.1	35,076,387	2.3	4.81	381.0
<b>WORKERS COMPENSATION / CONFIRMED COMPLAINTS=7 / PREMIUMS=\$3,140,903,943 / COMPLAINT INDEX=1.00</b>							
<b>ALL COMPANIES WITH ZERO COMPLAINTS</b>	<b>.</b>	<b>0</b>	<b>0.0</b>	<b>2,876,971,426</b>	<b>91.6</b>	<b>0.00</b>	<b>-100.0</b>
ASSOCIATED INDUSTRIES INS CO INC	23140	1	14.3	167,135,317	5.3	2.68	168.5
HARTFORD CAS INS CO	29424	1	14.3	44,689,760	1.4	10.04	904.0
INSURANCE CO OF THE WEST	27847	2	28.6	38,148,794	1.2	23.52	2,252.4
GRANITE STATE INS CO	23809	1	14.3	10,153,223	0.3	44.19	4,319.3
TRAVELERS IND CO	25658	1	14.3	2,653,298	0.1	169.11	16,811.1
ASHMERE INS CO	40398	1	14.3	1,152,125	0.0	389.45	38,845.5

\*ORDERED BY PREMIUMS (DESCENDING) AND COMPANY NAME  
 SOURCE: NAIC, 01/27/2020

**AUTHORIZED FLORIDA INSURER FINANCIAL ABSTRACTS, BY NAIC STATEMENT TYPE**

CALENDAR YEAR 2018  
PURSUANT TO SECTION 624.315(1)(a), F.S.

COMPANY	NAIC COMPANY CODE	DOMICILE	NET ADMITTED ASSETS (\$)	LIABILITIES (\$)	CAPITAL AND SURPLUS (\$)	FL DIRECT PREMIUMS WRITTEN (\$)
<b>FRATERNAL, TOTAL FLORIDA DIRECT PREMIUMS WRITTEN: \$370,269,421</b>						
ASSURED LIFE ASSN	56499	FOREIGN	58,383,598	45,047,453	13,336,145	287,996
BAPTIST LIFE ASSN	57223	FOREIGN	28,818,592	27,254,137	1,564,455	107,621
CATHOLIC ASSN OF FORESTERS	58130	FOREIGN	12,216,195	6,742,570	5,473,625	2,625
CATHOLIC FINANCIAL LIFE	56030	FOREIGN	1,653,316,399	1,553,958,979	99,357,420	672,484
CATHOLIC HOLY FAMILY SOCIETY	57770	FOREIGN	151,444,729	144,955,897	6,488,832	199,125
CATHOLIC LIFE INS	57347	FOREIGN	1,191,991,110	1,094,168,974	97,822,136	43,280
CATHOLIC ORDER OF FORESTERS	57487	FOREIGN	1,202,047,570	1,119,688,744	82,358,826	1,146,739
CROATIAN FRATERNAL UNION OF AMER	56634	FOREIGN	488,322,147	437,806,436	50,515,711	27,569
CSA FRATERNAL LIFE	56138	FOREIGN	139,664,388	136,047,751	3,616,638	498,651
EVERENCE ASSN INC	57991	FOREIGN	432,307,404	320,947,384	111,360,019	1,386,094
FIRST CATH SLOVAK LADIES ASSN USA	56332	FOREIGN	990,543,946	886,161,245	104,382,697	216,239
FIRST CATH SLOVAK UNION OF US & CN	56340	FOREIGN	387,320,134	354,945,549	32,374,585	38,527
GBU FINANCIAL LIFE	56685	FOREIGN	2,754,646,706	2,551,649,589	202,997,117	7,878,119
GCU	56693	FOREIGN	1,890,844,697	1,736,575,697	154,269,000	5,687,108
GLEANER LIFE INS SOCIETY	56154	FOREIGN	1,242,963,107	1,148,357,934	94,605,173	1,900,998
INDEPENDENT ORDER OF FORESTERS US BR	58068	ALIEN	3,355,743,568	3,207,637,836	148,105,732	49,873,579
ISDA FRATERNAL ASSOC	56707	FOREIGN	119,148,745	110,543,512	8,605,233	0
KNIGHTS OF COLUMBUS	58033	FOREIGN	25,428,134,591	23,284,007,123	2,144,127,468	75,130,657
LOYAL CHRISTIAN BENEFIT ASSN	56758	FOREIGN	191,645,535	187,992,225	3,653,310	115,663
MODERN WOODMEN OF AMER	57541	FOREIGN	16,475,930,290	14,597,001,160	1,878,929,130	35,450,062
NATIONAL SLOVAK SOCIETY OF THE USA	56782	FOREIGN	1,211,903,955	1,154,600,106	57,303,849	5,559,997
ORDER OF UNITED COMMERCIAL TRAVELERS	56383	FOREIGN	15,434,879	7,180,829	8,254,050	2,396,611
POLISH NATL ALLIANCE US OF NA	57622	FOREIGN	431,694,354	409,723,384	21,970,970	248,333
POLISH NATL UNION OF AMER	56839	FOREIGN	26,116,795	25,184,943	931,851	7,467
POLISH ROMAN CATHOLIC UNION OF AMER	57630	FOREIGN	205,771,835	193,969,783	11,802,052	252,623
ROYAL NEIGHBORS OF AMER	57657	FOREIGN	1,067,888,393	877,945,883	189,942,509	10,518,645
SERB NATL FEDERATION	56936	FOREIGN	46,069,277	42,914,559	3,154,718	2,662
SLOVENE NATL BENEFIT SOCIETY	57673	FOREIGN	212,074,949	204,621,348	7,453,601	22,537
SONS OF NORWAY	57142	FOREIGN	359,983,450	340,304,204	19,679,246	1,030,787
SUPREME COUNCIL THE ROYAL ARCANUM	58181	FOREIGN	108,837,581	97,215,444	11,622,137	105,436
THRIVENT FINANCIAL FOR LUTHERANS	56014	FOREIGN	90,508,933,597	81,379,334,233	9,129,599,364	136,759,437
TRAVELERS PROTECTIVE ASSN OF AMER	56006	FOREIGN	14,171,161	1,683,360	12,487,800	1,001
UKRAINIAN NATL ASSN INC	57215	FOREIGN	180,527,618	169,506,260	11,021,298	388,659
UNITED STATES LETTER CARRIERS MUT BE	56456	FOREIGN	254,550,392	222,227,672	32,322,720	1,021,949
WILLIAM PENN ASSN	57010	FOREIGN	467,647,840	434,400,534	33,247,306	5,826,177
WOMANS LIFE INS SOCIETY	56170	FOREIGN	204,561,857	184,588,524	19,973,334	36,564
WOODMEN WORLD LIFE INS SOC	57320	FOREIGN	10,949,510,718	9,517,337,442	1,432,173,276	25,351,513
WORKMENS BENEFIT FUND OF THE USA	57290	FOREIGN	33,247,807	31,851,419	1,396,389	75,887
<b>HEALTH, TOTAL FLORIDA DIRECT PREMIUMS WRITTEN: \$59,805,375,129</b>						
ACCENDO INS CO	63444	FOREIGN	59,663,808	32,357,227	27,306,581	0
ADVANTICA INS CO	12278	FOREIGN	10,092,788	791,884	9,300,904	5,022,866
AETNA HLTH INC FL CORP	95088	DOMESTIC	499,861,511	325,354,759	174,506,752	1,620,413,715
AETNA HLTH INS CO	72052	FOREIGN	23,065,163	8,739,017	14,326,146	0
AIDS HLTHCARE FOUND MCO OF FL INC	12973	DOMESTIC	39,055,832	29,147,657	9,908,175	137,589,640
AMERICAN SPECIALTY HLTH INS CO	84697	FOREIGN	9,635,297	1,197,829	8,437,468	0
AMFIRST INS CO	60250	FOREIGN	67,498,068	11,575,147	55,922,921	413,193
AVMED INC	95263	DOMESTIC	251,751,320	157,706,916	94,044,404	928,307,304
BANKERS RESERVE LIFE INS CO OF WI	71013	FOREIGN	436,327,355	205,524,502	230,802,852	0
BAYCARE SELECT HLTH PLANS INC	16282	DOMESTIC	22,405,561	695,345	21,710,216	0
BCBS OF FL	98167	DOMESTIC	5,645,207,643	3,717,716,153	1,927,491,490	10,856,706,759
BEHEALTHY FLORIDA INC	15118	DOMESTIC	44,970,075	25,667,586	19,302,489	108,200,203
BUPA INS CO	81647	DOMESTIC	309,804,448	171,276,458	138,527,990	1,807
CAPITAL HLTH PLAN INC	95112	DOMESTIC	546,721,789	127,735,264	418,986,525	863,171,411
CARE IMPROVEMENT PLUS S CENTRAL INS	12567	FOREIGN	727,698,573	254,651,592	473,046,981	1,299,696

SOURCE: NAIC ANNUAL STATEMENT – EXH. OF ASSETS; EXH. OF LIABILITIES, SURPLUS AND OTHER FUNDS; STATE PAGE

**AUTHORIZED FLORIDA INSURER FINANCIAL ABSTRACTS, BY NAIC STATEMENT TYPE**

CALENDAR YEAR 2018  
PURSUANT TO SECTION 624.315(1)(a), F.S.

COMPANY	NAIC COMPANY CODE	DOMICILE	NET ADMITTED ASSETS (\$)	LIABILITIES (\$)	CAPITAL AND SURPLUS (\$)	FL DIRECT PREMIUMS WRITTEN (\$)
<b>HEALTH, TOTAL FLORIDA DIRECT PREMIUMS WRITTEN: \$59,805,375,129</b>						
CAREPLUS HLTH PLANS INC	95092	DOMESTIC	461,833,249	303,664,867	158,168,382	1,771,316,132
CELTIC INS CO	80799	FOREIGN	1,918,556,757	1,459,397,683	459,159,074	1,112,852,014
CIGNA DENTAL HLTH OF FL INC	52021	DOMESTIC	6,453,401	2,712,951	3,740,450	37,244,168
CIGNA HLTHCARE OF FL INC	95136	DOMESTIC	3,168,747	258,566	2,910,181	1,114,702
CLOVER INS CO	86371	FOREIGN	107,664,889	72,605,577	35,059,313	3,018
COMPBENEFITS CO	52015	DOMESTIC	18,962,156	8,443,227	10,518,929	70,908,335
COMPBENEFITS INS CO	60984	FOREIGN	29,754,993	8,279,478	21,475,515	25,673,407
COVENTRY HLTH & LIFE INS CO	81973	FOREIGN	1,251,183,894	287,260,180	963,923,714	50,989
COVENTRY HLTH CARE OF FL INC	95114	DOMESTIC	345,994,922	272,774,860	73,220,062	482,885,577
COVENTRY HLTH PLAN OF FL INC	95266	DOMESTIC	6,107,192	2,254,662	3,852,530	-27,847
DELTA DENTAL INS CO	81396	FOREIGN	321,064,759	149,411,862	171,652,897	250,246,140
DENTAL BENEFIT PROVIDERS OF IL INC	52053	FOREIGN	3,347,457	1,918	3,345,539	195,322
DENTEGRA INS CO	73474	FOREIGN	82,705,949	35,727,843	46,978,106	124,910
DEVOTED HLTH INS CO	16385	DOMESTIC	5,244,865	200,453	5,044,412	0
DEVOTED HLTH PLAN OF FL INC	16358	DOMESTIC	7,549,716	3,402,170	4,147,546	0
DOCTORS HEALTHCARE PLANS INC	16271	DOMESTIC	10,782,701	1,627,316	9,155,385	0
EDUCATORS HLTH PLANS LIFE ACCIDENT & ENVISION INS CO	12515	FOREIGN	73,556,368	35,638,258	37,918,110	434,548
ENVISION INS CO	12747	FOREIGN	496,667,034	444,845,802	51,821,232	4,745,798
FIRST CARE INC	60113	FOREIGN	17,565,436	3,098,741	14,466,695	0
FLORIDA HLTH CARE PLAN INC	13567	DOMESTIC	202,445,948	98,603,507	103,842,441	612,581,421
FLORIDA MHS INC	14447	DOMESTIC	104,340,216	73,221,664	31,118,552	576,848,866
FLORIDA TRUE HLTH INC	14378	DOMESTIC	166,146,961	123,579,229	42,567,732	1,207,944,730
FREEDOM HLTH INC	10119	DOMESTIC	196,790,920	147,274,868	49,516,052	1,093,397,326
FRESENIUS HLTH PLANS INS CO	85286	FOREIGN	46,672,529	17,500,255	29,172,274	3,615
GROUP DENTAL SERV OF MD INC	95846	FOREIGN	13,302,517	723,876	12,578,641	0
HARKEN HLTH INS CO	79480	FOREIGN	25,248,694	1,404,595	23,844,099	0
HCSC INS SERV CO	78611	FOREIGN	1,043,871,963	796,060,164	247,811,799	0
HEALTH CARE SERV CORP A MUT LEGAL RE	70670	FOREIGN	26,725,564,236	9,866,225,164	16,859,339,073	126,296,433
HEALTH FIRST COMMERCIAL PLANS IN	16272	DOMESTIC	87,057,013	40,075,686	46,981,327	260,522,225
HEALTH FIRST HLTH PLANS INC	15880	DOMESTIC	143,897,919	50,851,490	93,046,429	407,942,022
HEALTH FIRST INS INC	14140	DOMESTIC	5,282,161	368,034	4,914,127	1,420,627
HEALTH OPTIONS INC	95089	DOMESTIC	2,077,399,658	1,084,475,452	992,924,206	5,513,863,815
HEALTH SUN HLTH PLANS	10122	DOMESTIC	249,599,798	154,315,282	95,284,516	900,080,412
HEALTHSPRING LIFE & HLTH INS CO INC	12902	FOREIGN	1,060,303,946	497,558,195	562,745,751	0
HEALTHSPRING OF FL INC	11532	DOMESTIC	153,347,508	67,870,454	85,477,054	826,393,755
HEALTHY PALM BEACHES INC	95827	DOMESTIC	2,961,303	9,421	2,951,881	0
HUMANA HLTH INS CO OF FL INC	69671	DOMESTIC	212,530,016	85,116,487	127,413,528	41,116,156
HUMANA INS CO	73288	FOREIGN	7,233,381,293	3,512,708,413	3,720,672,880	1,872,686,392
HUMANA MEDICAL PLAN INC	95270	DOMESTIC	2,108,137,497	1,240,706,493	867,431,004	7,766,841,150
HUMANADENTAL INS CO	70580	FOREIGN	101,009,207	45,391,745	55,617,462	435,494
MAGNA INS CO	61018	FOREIGN	6,018,998	2,789,258	3,229,739	0
MEDCO CONTAINMENT LIFE INS CO	63762	FOREIGN	1,163,620,269	775,264,433	388,355,836	22,299,884
MEDICA HLTH PLANS OF FL INC	12756	DOMESTIC	4,441,747	56,866	4,384,881	0
MEDICA HLTHCARE PLANS INC	12155	DOMESTIC	154,196,888	110,892,675	43,304,213	659,977,843
MII LIFE INS INC	61522	FOREIGN	1,196,542,688	1,160,565,013	35,977,675	0
MMM OF FL INC	16177	DOMESTIC	7,120,310	3,769,375	3,350,935	0
MOLINA HLTHCARE OF FL INC	13128	DOMESTIC	662,019,464	327,322,506	334,696,958	1,846,188,827
NEIGHBORHOOD HLTH PARTNERSHIP INC	95123	DOMESTIC	156,163,886	118,700,850	37,463,036	708,765,415
OMAHA HLTH INS CO	88080	FOREIGN	19,527,549	10,120,199	9,407,350	0
OPTIMUM HLTHCARE INC	12259	DOMESTIC	144,945,192	95,000,738	49,944,454	722,108,541
OSCAR INS CO OF FL	16374	DOMESTIC	11,462,284	5,749,596	5,712,688	0
PENNSYLVANIA LIFE INS CO	67660	FOREIGN	21,072,687	1,507,459	19,565,228	876,995
PREFERRED CARE PARTNERS INC	11176	DOMESTIC	451,692,482	312,111,921	139,580,561	2,251,917,495

SOURCE: NAIC ANNUAL STATEMENT – EXH. OF ASSETS; EXH. OF LIABILITIES, SURPLUS AND OTHER FUNDS; STATE PAGE

**AUTHORIZED FLORIDA INSURER FINANCIAL ABSTRACTS, BY NAIC STATEMENT TYPE**

CALENDAR YEAR 2018  
PURSUANT TO SECTION 624.315(1)(a), F.S.

COMPANY	NAIC COMPANY CODE	DOMICILE	NET ADMITTED ASSETS (\$)	LIABILITIES (\$)	CAPITAL AND SURPLUS (\$)	FL DIRECT PREMIUMS WRITTEN (\$)
<b>HEALTH, TOTAL FLORIDA DIRECT PREMIUMS WRITTEN: \$59,805,375,129</b>						
QCC INS CO	93688	FOREIGN	1,194,876,769	650,303,012	544,573,757	0
RENAISSANCE LIFE & HLTH INS CO OF AM	61700	FOREIGN	95,262,469	27,421,026	67,841,442	8,589,600
SAFEGUARD HLTH PLANS INC	52009	DOMESTIC	12,728,318	976,491	11,751,827	14,749,202
SAFEHEALTH LIFE INS CO	79014	FOREIGN	12,697,542	55,372	12,642,170	103,713
SIERRA HLTH & LIFE INS CO INC	71420	FOREIGN	4,126,484,433	2,009,997,623	2,116,486,810	244,034,614
SILVERSCRIPT INS CO	12575	FOREIGN	2,371,801,053	1,372,957,202	998,843,851	312,454,595
SIMPLY HLTHCARE PLANS INC	13726	DOMESTIC	599,773,378	353,869,924	245,903,454	3,135,137,774
SOLIS HLTH PLANS INC	16313	DOMESTIC	12,727,304	579,209	12,148,095	0
SOLSTICE BENEFITS INC	12341	DOMESTIC	8,458,416	3,628,265	4,830,151	7,501,351
SUNSHINE HLTH COMM SOLUTIONS INC	15927	DOMESTIC	18,719,214	10,544,700	8,174,514	21,733,435
SUNSHINE STATE HLTH PLAN INC	13148	DOMESTIC	752,487,765	399,268,163	353,219,602	3,946,721,011
SYMPHONIX HLTH INS INC	84549	FOREIGN	338,035,215	233,150,951	104,884,264	661,025
THE DENTAL CONCERN INC	54739	FOREIGN	12,341,818	4,712,026	7,629,792	24,793
TRUASSURE INS CO	92525	FOREIGN	11,051,783	3,834,197	7,217,587	63,186
TUFTS INS CO INC	60117	FOREIGN	113,491,153	42,703,131	70,788,023	0
ULTIMATE HLTH PLANS INC	14243	DOMESTIC	17,557,385	13,643,471	3,913,914	62,202,713
UNITED CONCORDIA INS CO	85766	FOREIGN	316,224,025	94,162,671	222,061,354	10,907,974
UNITED HLTHCARE OF FL INC	95264	DOMESTIC	534,919,399	303,775,918	231,143,481	2,494,414,160
VISION SERV PLAN INS CO	32395	FOREIGN	100,699,762	46,177,699	54,522,063	68,200,584
WELLCARE HLTH INS OF AZ INC	83445	FOREIGN	201,695,810	137,061,687	64,634,123	1,390,536
WELLCARE OF FL INC	95081	DOMESTIC	749,108,514	474,690,935	274,417,579	3,751,222,552
WELLCARE PRESCRIPTION INS INC	10155	DOMESTIC	1,136,511,455	944,865,897	191,645,558	25,859,065
<b>LIFE, ACCIDENT AND HEALTH, TOTAL FLORIDA DIRECT PREMIUMS WRITTEN: \$50,081,724,514</b>						
4 EVER LIFE INS CO	80985	FOREIGN	181,986,256	100,573,955	81,412,301	8,105,661
5 STAR LIFE INS CO	77879	FOREIGN	302,153,187	274,096,403	28,056,784	10,206,282
AAA LIFE INS CO	71854	FOREIGN	678,164,784	505,707,363	172,457,421	86,233,435
ACCORDIA LIFE & ANN CO	62200	FOREIGN	9,098,672,031	8,333,054,845	765,617,186	41,345,190
ACE LIFE INS CO	60348	FOREIGN	54,849,095	47,345,214	7,503,881	0
AETNA HLTH & LIFE INS CO	78700	FOREIGN	185,176,815	78,635,561	106,541,254	2,751,890
AETNA LIFE INS CO	60054	FOREIGN	20,230,650,349	16,533,501,455	3,697,148,894	1,893,951,607
ALFA LIFE INS CORP	79049	FOREIGN	1,462,114,207	1,204,809,092	257,305,115	1,661
ALL SAVERS INS CO	82406	FOREIGN	733,387,978	153,677,715	579,710,263	27,792,683
ALLIANZ LIFE INS CO OF N AMER	90611	FOREIGN	142,036,406,172	135,460,894,163	6,575,512,009	937,720,567
ALLSTATE ASSUR CO	70866	FOREIGN	693,289,833	552,312,455	140,977,378	15,539,235
ALLSTATE LIFE INS CO	60186	FOREIGN	30,130,108,630	26,658,932,169	3,471,176,461	33,968,631
AMALGAMATED LIFE INS CO	60216	FOREIGN	146,540,258	79,775,039	66,765,219	329,193
AMERICAN AMICABLE LIFE INS CO OF TX	68594	FOREIGN	313,099,895	249,953,715	63,146,180	9,656,049
AMERICAN BANKERS LIFE ASSUR CO OF FL	60275	DOMESTIC	338,433,124	290,533,352	47,899,772	4,015,814
AMERICAN CONTINENTAL INS CO	12321	FOREIGN	285,792,044	167,492,936	118,299,108	7,981,800
AMERICAN EQUITY INVEST LIFE INS CO	92738	FOREIGN	53,705,158,340	50,453,277,445	3,251,880,895	293,039,127
AMERICAN FAMILY LIFE ASSUR CO OF COL	60380	FOREIGN	14,043,135,832	11,443,495,645	2,599,640,187	343,060,446
AMERICAN FAMILY LIFE INS CO	60399	FOREIGN	5,274,056,468	4,627,202,386	646,854,082	2,326,723
AMERICAN FIDELITY ASSUR CO	60410	FOREIGN	6,101,209,972	5,595,984,023	505,225,949	21,506,141
AMERICAN FIDELITY LIFE INS CO	60429	DOMESTIC	401,311,513	332,750,862	68,560,651	1,002,302
AMERICAN GEN LIFE INS CO	60488	FOREIGN	176,784,737,643	170,434,483,022	6,350,254,621	1,183,987,519
AMERICAN HERITAGE LIFE INS CO	60534	DOMESTIC	2,003,066,083	1,679,196,811	323,869,272	138,273,843
AMERICAN HLTH & LIFE INS CO	60518	FOREIGN	1,038,099,942	909,559,859	128,540,083	18,633,652
AMERICAN HOME LIFE INS CO	60542	FOREIGN	264,376,194	242,536,565	21,839,629	689,011
AMERICAN INCOME LIFE INS CO	60577	FOREIGN	4,156,790,188	3,813,819,578	342,970,610	50,055,810
AMERICAN MATURITY LIFE INS CO	81213	FOREIGN	61,610,861	12,695,946	48,914,915	97,967
AMERICAN MEMORIAL LIFE INS CO	67989	FOREIGN	3,339,117,718	3,191,767,515	147,350,203	44,796,356
AMERICAN NATL INS CO	60739	FOREIGN	20,467,545,782	17,304,738,246	3,162,807,536	150,521,838
AMERICAN NATL LIFE INS CO OF TX	71773	FOREIGN	127,657,525	94,683,121	32,974,404	510,640
AMERICAN PUBLIC LIFE INS CO	60801	FOREIGN	100,821,581	65,626,057	35,195,524	40,495,421

**SOURCE: NAIC ANNUAL STATEMENT – EXH. OF ASSETS; EXH. OF LIABILITIES, SURPLUS AND OTHER FUNDS; STATE PAGE**

**AUTHORIZED FLORIDA INSURER FINANCIAL ABSTRACTS, BY NAIC STATEMENT TYPE**

CALENDAR YEAR 2018  
PURSUANT TO SECTION 624.315(1)(a), F.S.

COMPANY	NAIC COMPANY CODE	DOMICILE	NET ADMITTED ASSETS (\$)	LIABILITIES (\$)	CAPITAL AND SURPLUS (\$)	FL DIRECT PREMIUMS WRITTEN (\$)
<b>LIFE, ACCIDENT AND HEALTH, TOTAL FLORIDA DIRECT PREMIUMS WRITTEN: \$50,081,724,514</b>						
AMERICAN REPUBLIC INS CO	60836	FOREIGN	1,057,032,659	575,208,160	481,824,499	1,569,964
AMERICAN RETIREMENT LIFE INS CO	88366	FOREIGN	123,934,041	60,859,108	63,074,933	13,938,725
AMERICAN UNITED LIFE INS CO	60895	FOREIGN	27,997,639,150	26,945,075,808	1,052,563,342	115,457,196
AMERICO FIN LIFE & ANN INS CO	61999	FOREIGN	4,570,254,245	4,103,270,133	466,984,112	45,274,765
AMERITAS LIFE INS CORP	61301	FOREIGN	21,734,848,912	20,224,222,720	1,510,626,192	141,600,374
AMICA LIFE INS CO	72222	FOREIGN	1,322,423,896	994,161,651	328,262,245	5,968,064
ANNUITY INVESTORS LIFE INS CO	93661	FOREIGN	3,133,029,039	2,820,354,644	312,674,395	24,843,834
ANTHEM LIFE INS CO	61069	FOREIGN	732,294,224	583,344,937	148,949,287	1,176,774
ASSURITY LIFE INS CO	71439	FOREIGN	2,626,828,877	2,289,280,663	337,548,214	7,794,891
ATHENE ANN & LIFE ASSUR CO OF NY	68039	FOREIGN	3,148,068,361	2,865,973,450	282,094,911	1,655,882
ATHENE ANN & LIFE CO	61689	FOREIGN	57,996,952,203	56,762,788,380	1,234,163,823	862,067,204
ATHENE ANNUITY & LIFE ASSUR CO	61492	FOREIGN	21,930,113,565	20,386,052,576	1,544,060,989	4,633,848
ATHENE LIFE INS CO OF NY	63932	FOREIGN	971,311,614	901,486,096	69,825,518	4,117,516
ATLANTA LIFE INS CO	61093	FOREIGN	21,568,182	13,097,019	8,471,163	45,270
ATLANTIC COAST LIFE INS CO	61115	FOREIGN	531,889,791	503,159,818	28,729,973	34,248,467
AURORA NATL LIFE ASSUR CO	61182	FOREIGN	3,067,159,420	2,919,945,903	147,213,517	1,109,728
AUTO CLUB LIFE INS CO	84522	FOREIGN	836,506,933	745,602,246	90,904,687	132,867
AUTO OWNERS LIFE INS CO	61190	FOREIGN	3,997,128,892	3,507,722,656	489,406,236	14,346,855
AXA EQUITABLE LIFE & ANN CO	62880	FOREIGN	480,728,900	461,466,624	19,262,276	1,149,141
AXA EQUITABLE LIFE INS CO	62944	FOREIGN	190,005,188,151	182,430,085,620	7,575,102,531	948,832,726
BALTIMORE LIFE INS CO	61212	FOREIGN	1,296,486,442	1,212,311,693	84,174,749	10,846,699
BANKERS FIDELITY ASSUR CO	71919	FOREIGN	11,157,039	2,146,640	9,010,399	123,847
BANKERS FIDELITY LIFE INS CO	61239	FOREIGN	152,452,524	118,238,475	34,214,049	1,939,860
BANKERS LIFE & CAS CO	61263	FOREIGN	15,514,556,186	14,404,312,655	1,110,243,531	247,394,639
BANKERS LIFE INS CO	81043	FOREIGN	397,403,227	364,824,024	32,579,203	48,278,207
BANNER LIFE INS CO	94250	FOREIGN	4,385,538,166	3,649,685,967	735,852,199	113,546,421
BENEFICIAL LIFE INS CO	61395	FOREIGN	2,132,394,387	1,947,498,189	184,896,198	262,631
BERKLEY LIFE & HLTH INS CO	64890	FOREIGN	324,157,136	157,545,745	166,611,391	8,404,140
BERKSHIRE HATHAWAY LIFE INS CO NE	62345	FOREIGN	18,411,682,604	12,997,512,247	5,414,170,357	1,725,000
BERKSHIRE LIFE INS CO OF AMER	71714	FOREIGN	3,927,638,422	3,734,979,686	192,658,737	35,314,979
BEST LIFE & HLTH INS CO	90638	FOREIGN	23,570,821	5,802,294	17,768,527	1,210,378
BEST MERIDIAN INS CO	63886	DOMESTIC	350,430,151	290,548,314	59,881,837	877,940
BOSTON MUT LIFE INS CO	61476	FOREIGN	1,465,056,984	1,245,972,634	219,084,351	8,480,129
BRIGHTHOUSE LIFE INS CO	87726	FOREIGN	163,589,475,417	156,858,647,957	6,730,827,460	597,805,547
CENTRAL STATES H & L CO OF OMAHA	61751	FOREIGN	383,803,282	246,690,771	137,112,511	4,078,465
CENTRE LIFE INS CO	80896	FOREIGN	1,680,204,409	1,586,291,594	93,912,814	459,245
CENTURION LIFE INS CO	62383	FOREIGN	515,187,334	203,879,638	311,307,696	0
CHESAPEAKE LIFE INS CO	61832	FOREIGN	197,675,396	76,394,700	121,280,696	15,501,874
CHRISTIAN FIDELITY LIFE INS CO	61859	FOREIGN	58,171,722	30,939,665	27,232,057	162,688
CHURCH LIFE INS CORP	61875	FOREIGN	301,046,112	249,433,059	51,613,053	2,476,899
CIGNA HLTH & LIFE INS CO	67369	FOREIGN	10,489,167,862	5,688,030,863	4,801,136,999	1,244,811,691
CITIZENS NATL LIFE INS CO	82082	FOREIGN	11,863,222	10,087,287	1,775,935	1,824
CITIZENS SECURITY LIFE INS CO	61921	FOREIGN	29,341,713	13,323,659	16,018,054	336,654
CLEAR SPRING HLTH INS CO	78301	FOREIGN	8,828,237	1,017,458	7,810,779	0
CM LIFE INS CO	93432	FOREIGN	8,312,670,613	6,675,353,074	1,637,317,539	131,963,770
CMFG LIFE INS CO	62626	FOREIGN	18,292,077,077	16,037,257,198	2,254,819,879	122,858,632
COLONIAL LIFE & ACCIDENT INS CO	62049	FOREIGN	3,421,890,386	2,893,892,328	527,998,058	146,729,447
COLONIAL PENN LIFE INS CO	62065	FOREIGN	869,945,088	777,515,435	92,429,653	103,006,701
COLORADO BANKERS LIFE INS CO	84786	FOREIGN	2,677,105,437	2,482,521,209	194,584,228	90,511,569
COLUMBIAN LIFE INS CO	76023	FOREIGN	340,685,738	308,358,082	32,327,657	14,749,697
COLUMBIAN MUT LIFE INS CO	62103	FOREIGN	1,454,252,724	1,358,334,751	95,917,973	1,833,130
COLUMBUS LIFE INS CO	99937	FOREIGN	4,091,404,337	3,817,907,035	273,497,302	27,387,363
COMBINED INS CO OF AMER	62146	FOREIGN	2,364,178,485	2,189,814,342	174,364,143	74,801,019

SOURCE: NAIC ANNUAL STATEMENT – EXH. OF ASSETS; EXH. OF LIABILITIES, SURPLUS AND OTHER FUNDS; STATE PAGE

**AUTHORIZED FLORIDA INSURER FINANCIAL ABSTRACTS, BY NAIC STATEMENT TYPE**

CALENDAR YEAR 2018  
PURSUANT TO SECTION 624.315(1)(a), F.S.

COMPANY	NAIC COMPANY CODE	DOMICILE	NET ADMITTED ASSETS (\$)	LIABILITIES (\$)	CAPITAL AND SURPLUS (\$)	FL DIRECT PREMIUMS WRITTEN (\$)
<b>LIFE, ACCIDENT AND HEALTH, TOTAL FLORIDA DIRECT PREMIUMS WRITTEN: \$50,081,724,514</b>						
COMMERCIAL TRAVELERS LIFE INS CO	81426	FOREIGN	32,536,839	18,581,770	13,955,069	44,244
COMMONWEALTH ANN & LIFE INS CO	84824	FOREIGN	19,255,382,010	16,467,380,345	2,788,001,665	6,858,107
COMPANION LIFE INS CO	77828	FOREIGN	395,683,633	167,536,020	228,147,613	30,502,416
CONNECTICUT GEN LIFE INS CO	62308	FOREIGN	19,056,658,134	13,562,174,987	5,494,483,147	131,710,659
CONTINENTAL AMER INS CO	71730	FOREIGN	665,078,572	507,735,548	157,343,024	34,914,692
CONTINENTAL GEN INS CO	71404	FOREIGN	4,206,872,123	3,951,364,082	255,508,041	27,483,278
CONTINENTAL LIFE INS CO BRENTWOOD	68500	FOREIGN	366,652,960	162,607,929	204,045,030	9,947,787
COTTON STATES LIFE INS CO	62537	FOREIGN	336,678,210	262,545,778	74,132,432	2,744,397
COUNTRY INVESTORS LIFE ASSUR CO	94218	FOREIGN	303,604,181	104,429,915	199,174,266	584,581
COUNTRY LIFE INS CO	62553	FOREIGN	9,656,258,475	8,448,697,261	1,207,561,213	4,454,845
CSI LIFE INS CO	82880	FOREIGN	24,284,962	6,401,580	17,883,378	15,469
DEARBORN LIFE INS CO	71129	FOREIGN	1,676,469,017	1,223,444,486	453,024,531	1,084,618
DELAWARE AMER LIFE INS CO	62634	FOREIGN	116,978,115	51,849,852	65,128,263	292,673
DELAWARE LIFE INS CO	79065	FOREIGN	36,852,571,054	35,297,286,450	1,555,284,604	184,277,929
DIRECT GEN LIFE INS CO	97705	FOREIGN	33,095,099	10,010,105	23,084,994	3,522,231
EAGLE LIFE INS CO	13183	FOREIGN	1,151,374,609	968,785,871	182,588,738	95,568,824
EDUCATORS LIFE INS CO OF AMER	62790	FOREIGN	487,963,743	18,428,849	469,534,894	0
ELCO MUT LIFE & ANN	84174	FOREIGN	878,436,703	810,124,047	68,312,656	19,111,621
ELIPS LIFE INS CO	85561	FOREIGN	40,512,201	6,231,538	34,280,663	10,133
EMC NATL LIFE CO	62928	FOREIGN	909,548,506	793,926,640	115,621,866	541,628
EMPLOYERS REASSUR CORP	68276	FOREIGN	15,739,313,902	14,772,668,565	966,645,337	0
EPIC LIFE INS CO	64149	FOREIGN	32,312,093	14,782,195	17,529,898	0
EQUITABLE FINANCIAL LIFE INS CO OF A	78077	FOREIGN	3,704,847,203	3,482,400,359	222,446,844	61,701,176
EQUITABLE LIFE & CAS INS CO	62952	FOREIGN	485,293,645	427,557,010	57,736,635	15,141,412
EQUITRUST LIFE INS CO	62510	FOREIGN	18,595,267,003	17,755,305,699	839,961,304	122,047,712
FAMILY HERITAGE LIFE INS CO OF AMER	77968	FOREIGN	1,196,815,928	1,071,374,095	125,441,833	5,512,780
FAMILY LIFE INS CO	63053	FOREIGN	146,751,670	118,351,588	28,400,082	6,052,046
FAMILY SERV LIFE INS CO	74004	FOREIGN	295,856,923	260,618,594	35,238,329	554
FARMERS NEW WORLD LIFE INS CO	63177	FOREIGN	5,046,709,903	4,598,549,308	448,160,595	5,017,530
FEDERAL LIFE INS CO	63223	FOREIGN	247,837,847	222,973,935	24,863,912	2,752,103
FEDERATED LIFE INS CO	63258	FOREIGN	2,007,383,563	1,581,930,732	425,452,830	7,106,842
FIDELITY & GUAR LIFE INS CO	63274	FOREIGN	24,714,470,071	23,169,291,733	1,545,178,342	260,348,960
FIDELITY INVESTMENTS LIFE INS CO	93696	FOREIGN	27,887,631,950	26,930,105,254	957,526,696	170,269,719
FIDELITY LIFE ASSN A LEGAL RESERVE L	63290	FOREIGN	407,036,326	285,169,948	121,866,378	11,337,451
FIDELITY SECURITY LIFE INS CO	71870	FOREIGN	999,351,818	757,003,902	242,347,916	46,323,798
FINANCIAL AMER LIFE INS CO	71455	FOREIGN	3,655,277	1,641,272	2,014,005	0
FIRST ALLMERICA FIN LIFE INS CO	69140	FOREIGN	3,264,605,579	3,040,579,320	224,026,259	2,755,106
FIRST CONTINENTAL LIFE & ACC	64696	FOREIGN	3,036,143	2,146,803	889,340	0
FIRST HLTH LIFE & HLTH INS CO	90328	FOREIGN	371,053,937	178,259,563	192,794,374	30,713,016
FIRST PENN PACIFIC LIFE INS CO	67652	FOREIGN	1,442,407,620	1,262,504,730	179,902,890	5,757,185
FLORIDA COMBINED LIFE INS CO INC	76031	DOMESTIC	20,637,851	16,545,127	4,092,723	133,031,832
FORESTERS LIFE INS ANN CO	63495	FOREIGN	2,468,154,758	2,400,334,695	67,820,064	12,011,360
FORETHOUGHT LIFE INS CO	91642	FOREIGN	31,172,858,857	29,484,218,266	1,688,640,591	848,468,089
FREEDOM LIFE INS CO OF AMER	62324	FOREIGN	211,474,323	88,700,709	122,773,614	91,108,000
FUNERAL DIRECTORS LIFE INS CO	99775	FOREIGN	1,409,755,376	1,279,747,179	130,008,197	1,961,678
GARDEN STATE LIFE INS CO	63657	FOREIGN	136,296,781	54,849,233	81,447,548	1,903,493
GENERAL FIDELITY LIFE INS CO	93521	FOREIGN	21,912,594	6,169,919	15,742,675	0
GENERAL RE LIFE CORP	86258	FOREIGN	4,058,974,849	3,086,573,662	972,401,187	0
GENWORTH LIFE & ANN INS CO	65536	FOREIGN	21,184,052,001	20,030,147,441	1,153,904,560	71,780,139
GENWORTH LIFE INS CO	70025	FOREIGN	39,995,411,439	38,124,403,410	1,871,008,029	166,455,808
GENWORTH LIFE INS CO OF NY	72990	FOREIGN	7,664,411,406	7,430,590,256	233,821,150	13,319,618
GERBER LIFE INS CO	70939	FOREIGN	3,992,206,218	3,680,479,689	311,726,529	55,512,787
GLOBE LIFE & ACCIDENT INS CO	91472	FOREIGN	4,726,224,520	4,354,426,061	371,798,459	58,840,687

**SOURCE: NAIC ANNUAL STATEMENT – EXH. OF ASSETS; EXH. OF LIABILITIES, SURPLUS AND OTHER FUNDS; STATE PAGE**

**AUTHORIZED FLORIDA INSURER FINANCIAL ABSTRACTS, BY NAIC STATEMENT TYPE**

CALENDAR YEAR 2018  
PURSUANT TO SECTION 624.315(1)(a), F.S.

COMPANY	NAIC COMPANY CODE	DOMICILE	NET ADMITTED ASSETS (\$)	LIABILITIES (\$)	CAPITAL AND SURPLUS (\$)	FL DIRECT PREMIUMS WRITTEN (\$)
<b>LIFE, ACCIDENT AND HEALTH, TOTAL FLORIDA DIRECT PREMIUMS WRITTEN: \$50,081,724,514</b>						
GOLDEN RULE INS CO	62286	FOREIGN	522,610,328	280,576,183	242,034,145	230,900,718
GOVERNMENT PERSONNEL MUT LIFE INS CO	63967	FOREIGN	820,201,055	705,450,168	114,750,887	5,432,138
GREAT AMER LIFE INS CO	63312	FOREIGN	35,802,365,635	33,100,973,164	2,701,392,471	435,158,211
GREAT SOUTHERN LIFE INS CO	90212	FOREIGN	212,872,446	159,354,927	53,517,519	3,192,242
GREAT W LIFE & ANN INS CO	68322	FOREIGN	55,785,510,539	54,458,591,280	1,326,919,259	309,011,422
GREAT WESTERN INS CO	71480	FOREIGN	1,394,248,427	1,370,831,592	23,416,835	8,697,592
GREENHOUSE LIFE INS CO	80055	FOREIGN	10,169,389	234,303	9,935,086	0
GUARANTEE TRUST LIFE INS CO	64211	FOREIGN	638,857,858	546,587,095	92,270,763	6,414,604
GUARANTY INCOME LIFE INS CO	64238	FOREIGN	902,367,665	829,415,604	72,952,061	36,705,174
GUARDIAN INS & ANN CO INC	78778	FOREIGN	13,308,149,198	12,852,836,095	455,313,103	57,571,805
GUARDIAN LIFE INS CO OF AMER	64246	FOREIGN	58,488,696,709	51,316,943,275	7,171,753,434	576,873,826
GUGGENHEIM LIFE & ANN CO	83607	FOREIGN	13,820,077,395	13,121,232,596	698,844,799	41,255,203
HANNOVER LIFE REASSUR CO OF AMER	88340	DOMESTIC	16,953,365,220	16,403,511,034	549,854,186	0
HARLEYSVILLE LIFE INS CO	64327	FOREIGN	400,841,830	349,787,934	51,053,896	654,888
HARTFORD LIFE & ACCIDENT INS CO	70815	FOREIGN	12,909,480,177	10,502,056,143	2,407,424,034	157,462,525
HCC LIFE INS CO	92711	FOREIGN	1,096,984,253	535,435,274	561,548,979	23,791,189
HEALTH NET LIFE INS CO	66141	FOREIGN	704,655,879	341,648,351	363,007,528	0
HEARTLAND NATL LIFE INS CO	66214	FOREIGN	10,276,943	5,282,805	4,994,138	2,281,925
HERITAGE LIFE INS CO	64394	FOREIGN	3,930,768,864	2,923,652,136	1,007,116,728	0
HM LIFE INS CO	93440	FOREIGN	677,752,378	286,434,806	391,317,572	20,288,265
HOMESTEADERS LIFE CO	64505	FOREIGN	3,068,848,808	2,861,847,406	207,001,403	13,370,120
HORACE MANN LIFE INS CO	64513	FOREIGN	9,285,650,441	8,819,547,448	466,102,994	31,125,413
IA AMER LIFE INS CO	91693	FOREIGN	159,667,918	97,268,314	62,399,604	705,453
IDEALIFE INS CO	97764	FOREIGN	21,679,552	6,398,443	15,281,109	205,330
ILLINOIS MUT LIFE INS CO	64580	FOREIGN	1,460,459,597	1,220,352,604	240,106,993	7,179,235
INDEPENDENCE LIFE & ANN CO	64602	FOREIGN	3,169,858,479	3,004,462,415	165,396,064	0
INDIVIDUAL ASSUR CO LIFE HLTH & ACC	81779	FOREIGN	28,201,223	18,464,401	9,736,822	6,443
INTEGRITY LIFE INS CO	74780	FOREIGN	9,415,089,815	8,283,823,111	1,131,266,704	63,029,959
INTRAMERICA LIFE INS CO	64831	FOREIGN	31,799,148	21,473,818	10,325,330	27,220
INVESTORS HERITAGE LIFE INS CO	64904	FOREIGN	559,299,293	518,407,379	40,891,914	8,194,629
INVESTORS LIFE INS CO N AMER	63487	FOREIGN	569,009,301	512,507,649	56,501,652	786,921
JACKSON NATL LIFE INS CO	65056	FOREIGN	224,874,557,552	220,086,117,288	4,788,440,264	1,283,081,866
JEFFERSON NATL LIFE INS CO	64017	FOREIGN	6,172,234,811	6,129,573,703	42,661,108	106,926,437
JOHN ALDEN LIFE INS CO	65080	FOREIGN	208,762,375	190,846,843	17,915,532	2,638,522
JOHN HANCOCK LIFE & HLTH INS CO	93610	FOREIGN	13,819,768,728	12,826,976,383	992,792,345	17,249,558
JOHN HANCOCK LIFE INS CO USA	65838	FOREIGN	219,955,898,663	211,086,594,086	8,869,304,577	1,342,966,125
KANSAS CITY LIFE INS CO	65129	FOREIGN	3,333,231,050	3,055,073,865	278,157,179	14,138,752
LAFAYETTE LIFE INS CO	65242	FOREIGN	5,493,453,598	5,159,068,303	334,385,295	24,711,191
LANDMARK LIFE INS CO	82252	FOREIGN	46,092,291	40,964,713	5,127,578	12,845
LANGHORNE REINS AZ LTD	71323	FOREIGN	9,127,629	1,302,972	7,824,657	-4,573
LIBERTY BANKERS LIFE INS CO	68543	FOREIGN	1,846,871,192	1,615,169,047	231,702,145	24,992,294
LIBERTY NATL LIFE INS CO	65331	FOREIGN	7,793,015,959	7,222,951,624	570,064,335	60,260,299
LIFE INS CO OF AL	65412	FOREIGN	123,945,615	82,577,216	41,368,399	384,220
LIFE INS CO OF N AMER	65498	FOREIGN	8,667,896,616	6,891,720,167	1,776,176,436	194,725,015
LIFE INS CO OF THE SOUTHWEST	65528	FOREIGN	19,775,618,821	18,534,513,679	1,241,105,142	220,511,806
LIFE OF THE SOUTH INS CO	97691	FOREIGN	111,032,562	88,278,888	22,753,673	6,129,790
LIFESECURE INS CO	77720	FOREIGN	415,984,325	369,088,642	46,895,683	4,747,160
LIFESHIELD NATL INS CO	99724	FOREIGN	92,361,403	62,005,893	30,355,510	10,520,431
LINCOLN BENEFIT LIFE CO	65595	FOREIGN	10,462,537,824	10,082,608,024	379,929,800	98,767,023
LINCOLN HERITAGE LIFE INS CO	65927	FOREIGN	1,033,901,401	944,323,550	89,577,851	48,837,303
LINCOLN LIFE & ANN CO OF NY	62057	FOREIGN	14,482,181,537	13,364,613,987	1,117,567,550	7,082,085
LINCOLN LIFE ASSUR CO OF BOSTON	65315	FOREIGN	3,866,338,854	3,490,936,790	375,402,064	107,841,302
LINCOLN NATL LIFE INS CO	65676	FOREIGN	238,248,101,003	230,168,392,748	8,079,708,255	2,028,715,781

SOURCE: NAIC ANNUAL STATEMENT – EXH. OF ASSETS; EXH. OF LIABILITIES, SURPLUS AND OTHER FUNDS; STATE PAGE

**AUTHORIZED FLORIDA INSURER FINANCIAL ABSTRACTS, BY NAIC STATEMENT TYPE**

CALENDAR YEAR 2018  
PURSUANT TO SECTION 624.315(1)(a), F.S.

COMPANY	NAIC COMPANY CODE	DOMICILE	NET ADMITTED ASSETS (\$)	LIABILITIES (\$)	CAPITAL AND SURPLUS (\$)	FL DIRECT PREMIUMS WRITTEN (\$)
<b>LIFE, ACCIDENT AND HEALTH, TOTAL FLORIDA DIRECT PREMIUMS WRITTEN: \$50,081,724,514</b>						
LOMBARD INTL LIFE ASSUR CO	60232	FOREIGN	6,783,881,834	6,757,713,952	26,167,882	65,850,062
LONDON LIFE REINS CO	76694	FOREIGN	154,312,824	91,145,689	63,167,135	891
LOYAL AMER LIFE INS CO	65722	FOREIGN	338,740,173	221,898,874	116,841,299	4,801,820
LUMICO LIFE INS CO	73504	FOREIGN	60,296,600	14,149,318	46,147,282	1,578,690
MADISON NATL LIFE INS CO INC	65781	FOREIGN	337,362,165	141,331,603	196,030,562	3,610,188
MANHATTAN LIFE INS CO	65870	FOREIGN	633,256,286	574,210,644	59,045,642	8,048,869
MANHATTAN NATL LIFE INS CO	67083	FOREIGN	149,753,967	140,807,563	8,946,404	957,556
MASSACHUSETTS MUT LIFE INS CO	65935	FOREIGN	243,646,846,820	228,037,060,151	15,609,786,669	1,586,025,251
MEDAMERICA INS CO OF FL	12967	DOMESTIC	50,408,474	44,047,451	6,361,023	3,712,048
MEDICO CORP LIFE INS CO	79987	FOREIGN	73,543,285	48,585,990	24,957,295	660,249
MEDICO INS CO	31119	FOREIGN	83,686,334	45,961,729	37,724,605	6,554,663
MEMBERS LIFE INS CO	86126	FOREIGN	164,738,816	125,291,565	39,447,251	50,245,020
MERIT LIFE INS CO	65951	FOREIGN	351,435,724	257,335,161	94,100,563	-1,054,031
METROPOLITAN LIFE INS CO	65978	FOREIGN	378,079,610,239	366,981,530,502	11,098,079,737	1,516,828,974
METROPOLITAN TOWER LIFE INS CO	97136	FOREIGN	20,617,233,327	19,067,797,342	1,549,435,985	45,340,474
MID WEST NATL LIFE INS CO OF TN	66087	FOREIGN	62,703,834	33,845,163	28,858,671	1,425,038
MIDLAND NATL LIFE INS CO	66044	FOREIGN	57,914,703,373	54,343,495,152	3,571,208,222	381,100,390
MIDWESTERN UNITED LIFE INS CO	66109	FOREIGN	231,588,020	103,416,882	128,171,139	100,015
MINNESOTA LIFE INS CO	66168	FOREIGN	46,519,385,471	43,670,418,267	2,848,967,204	434,456,806
MML BAY STATE LIFE INS CO	70416	FOREIGN	4,859,690,475	4,549,758,619	309,931,856	1,908,927
MONITOR LIFE INS CO OF NY	81442	FOREIGN	20,967,650	9,137,580	11,830,069	1,123,007
MONY LIFE INS CO	66370	FOREIGN	7,062,672,327	6,640,876,328	421,795,998	10,927,219
MOTORISTS LIFE INS CO	66311	FOREIGN	590,380,534	521,929,908	68,450,625	1,100,635
MUNICH AMER REASSUR CO	66346	FOREIGN	8,138,174,730	7,499,616,126	638,558,604	0
MUNICH RE US LIFE CORP	69604	FOREIGN	10,544,418	2,461,396	8,083,022	0
MUTUAL OF AMER LIFE INS CO	88668	FOREIGN	20,380,808,715	19,453,603,891	927,204,824	118,156,325
MUTUAL OF OMAHA INS CO	71412	FOREIGN	8,084,019,676	4,911,301,789	3,172,717,886	55,109,402
MUTUAL SAVINGS LIFE INS CO	66397	FOREIGN	474,390,712	422,831,055	51,559,657	119,355
MUTUAL TRUST LIFE INS CO A PAN AMER	66427	FOREIGN	2,043,985,429	1,891,084,600	152,900,829	9,840,188
NASSAU LIFE & ANN CO	93734	FOREIGN	35,267,900	24,711,639	10,556,261	443,310
NASSAU LIFE INS CO	67814	FOREIGN	11,959,770,917	11,444,859,352	514,911,565	16,182,600
NASSAU LIFE INS CO OF KS	68284	FOREIGN	74,219,530	57,268,025	16,951,505	1,252,977
NASSAU LIFE INS CO OF TX	62359	FOREIGN	390,724,157	351,165,894	39,558,263	27,482,740
NATIONAL BENEFIT LIFE INS CO	61409	FOREIGN	566,860,895	412,912,396	153,948,497	3,683,894
NATIONAL GUARDIAN LIFE INS CO	66583	FOREIGN	4,080,043,173	3,746,803,057	333,240,116	48,786,236
NATIONAL HLTH INS CO	82538	FOREIGN	59,431,223	40,579,954	18,851,269	135
NATIONAL INTEGRITY LIFE INS CO	75264	FOREIGN	4,492,567,902	4,153,563,088	339,004,814	2,553,625
NATIONAL LIFE INS CO	66680	FOREIGN	9,502,838,569	7,371,731,786	2,131,106,783	38,212,788
NATIONAL SECURITY INS CO	66788	FOREIGN	56,996,788	41,720,138	15,276,650	63,776
NATIONAL TEACHERS ASSOC LIFE INS CO	87963	FOREIGN	583,645,502	444,931,626	138,713,876	6,181,352
NATIONAL WESTERN LIFE INS CO	66850	FOREIGN	10,991,032,897	9,572,006,275	1,419,026,622	63,207,471
NATIONWIDE LIFE & ANN INS CO	92657	FOREIGN	25,929,226,729	24,461,516,319	1,467,710,410	480,466,040
NATIONWIDE LIFE INS CO	66869	FOREIGN	139,341,303,302	132,496,216,530	6,845,086,772	1,215,299,335
NEW ENGLAND LIFE INS CO	91626	FOREIGN	8,500,669,704	8,287,533,089	213,136,615	11,955,004
NEW ERA LIFE INS CO	78743	FOREIGN	543,062,628	452,852,575	90,210,053	1,179,380
NEW ERA LIFE INS CO OF MIDWEST	69698	FOREIGN	140,182,629	126,164,919	14,017,710	0
NEW YORK LIFE INS & ANN CORP	91596	FOREIGN	153,457,660,670	144,871,550,177	8,586,110,493	800,364,832
NEW YORK LIFE INS CO	66915	FOREIGN	180,036,224,377	159,029,754,011	21,006,470,366	470,528,946
NIPPON LIFE INS CO OF AMER	81264	FOREIGN	224,132,994	80,827,492	143,305,502	31,130
NORTH AMER CO LIFE & HLTH INS	66974	FOREIGN	27,330,486,090	25,899,313,044	1,431,173,046	305,436,058
NORTHWESTERN LONG TERM CARE INS CO	69000	FOREIGN	240,434,860	98,666,149	141,768,711	41,634,136
NORTHWESTERN MUT LIFE INS CO	67091	FOREIGN	272,167,485,182	250,033,334,331	22,134,150,851	890,983,038
NYLIFE INS CO OF AZ	81353	FOREIGN	176,583,174	63,153,822	113,429,352	1,745,598

SOURCE: NAIC ANNUAL STATEMENT – EXH. OF ASSETS; EXH. OF LIABILITIES, SURPLUS AND OTHER FUNDS; STATE PAGE



**AUTHORIZED FLORIDA INSURER FINANCIAL ABSTRACTS, BY NAIC STATEMENT TYPE**

CALENDAR YEAR 2018  
PURSUANT TO SECTION 624.315(1)(a), F.S.

COMPANY	NAIC COMPANY CODE	DOMICILE	NET ADMITTED ASSETS (\$)	LIABILITIES (\$)	CAPITAL AND SURPLUS (\$)	FL DIRECT PREMIUMS WRITTEN (\$)
<b>LIFE, ACCIDENT AND HEALTH, TOTAL FLORIDA DIRECT PREMIUMS WRITTEN: \$50,081,724,514</b>						
OCCIDENTAL LIFE INS CO OF NC	67148	FOREIGN	253,148,080	225,443,127	27,704,953	2,716,156
OCEANVIEW LIFE & ANNUITY CO	68446	FOREIGN	7,713,154	31,000	7,682,154	2,112
OHIO NATL LIFE ASSUR CORP	89206	FOREIGN	4,054,307,593	3,763,880,933	290,426,659	32,654,148
OHIO NATL LIFE INS CO	67172	FOREIGN	29,084,434,907	28,065,361,817	1,019,073,090	185,380,564
OHIO STATE LIFE INS CO	67180	FOREIGN	14,717,396	4,340,263	10,377,133	2,305,224
OLD AMER INS CO	67199	FOREIGN	268,672,484	247,068,582	21,603,905	2,710,405
OLD REPUBLIC LIFE INS CO	67261	FOREIGN	109,020,833	75,459,267	33,561,566	458,354
OLD UNITED LIFE INS CO	76007	FOREIGN	88,785,807	36,278,333	52,507,475	189,014
OPTIMUM RE INS CO	88099	FOREIGN	196,749,910	155,618,384	41,131,526	0
OPTUM INS OF OH INC	69647	FOREIGN	356,229,281	287,488,031	68,741,250	40,323
OXFORD LIFE INS CO	76112	FOREIGN	2,213,860,515	2,010,137,648	203,722,867	30,928,051
OZARK NATL LIFE INS CO	67393	FOREIGN	838,377,904	695,626,975	142,750,929	542,036
PACIFIC LIFE & ANN CO	97268	FOREIGN	7,132,788,310	6,582,379,231	550,409,079	1,898,879
PACIFIC LIFE INS CO	67466	FOREIGN	128,996,848,875	119,305,414,442	9,691,434,433	893,969,321
PACIFICARE LIFE & HLTH INS CO	70785	FOREIGN	187,485,432	5,095,568	182,389,864	519,772
PAN AMER ASSUR CO	93459	FOREIGN	25,960,646	6,517,823	19,442,822	3,589,158
PAN AMER ASSUR CO INTL INC	13602	ALIEN	5,031,477	23,124	5,008,353	0
PAN AMER LIFE INS CO	67539	FOREIGN	1,205,217,282	961,653,257	243,564,025	8,545,422
PARK AVENUE LIFE INS CO	60003	FOREIGN	233,790,033	183,359,547	50,430,486	12,284
PARKER CENTENNIAL ASSUR CO	71099	FOREIGN	94,889,875	47,797,812	47,092,063	0
PARTNERRE LIFE REINS CO OF AMER	74900	FOREIGN	72,147,838	39,955,007	32,192,831	0
PAUL REVERE LIFE INS CO	67598	FOREIGN	3,410,167,467	3,219,039,302	191,128,165	10,110,296
PAVONIA LIFE INS CO OF MI	93777	FOREIGN	1,101,463,298	1,027,707,037	73,756,261	1,816,827
PENN INS & ANN CO	93262	FOREIGN	6,110,090,574	5,637,504,453	472,586,121	31,315,396
PENN MUT LIFE INS CO	67644	FOREIGN	21,048,510,298	19,194,934,335	1,853,575,962	110,301,056
PHILADELPHIA AMER LIFE INS CO	67784	FOREIGN	303,304,506	258,986,794	44,317,712	2,834,374
PHL VARIABLE INS CO	93548	FOREIGN	5,914,125,314	5,796,299,320	117,825,994	60,108,360
PHYSICIANS LIFE INS CO	72125	FOREIGN	1,678,227,389	1,519,609,605	158,617,784	9,596,720
PHYSICIANS MUT INS CO	80578	FOREIGN	2,356,292,530	1,362,930,956	993,361,574	9,741,018
PIONEER AMER INS CO	67873	FOREIGN	85,223,381	48,894,650	36,328,731	1,873,380
PIONEER MUT LIFE INS CO	67911	FOREIGN	509,566,120	462,668,800	46,897,320	554,726
PIONEER SECURITY LIFE INS CO	67946	FOREIGN	95,786,618	33,318,985	62,467,633	6,042,146
PLATEAU INS CO	97152	FOREIGN	27,920,133	12,542,398	15,377,735	25,165
PRIMERICA LIFE INS CO	65919	FOREIGN	1,595,493,613	921,328,980	674,164,634	176,092,262
PRINCIPAL LIFE INS CO	61271	FOREIGN	184,622,621,175	179,303,030,772	5,319,590,403	869,481,291
PRINCIPAL NATL LIFE INS CO	71161	FOREIGN	387,198,812	182,015,536	205,183,276	58,668,972
PROFESSIONAL INS CO	68047	FOREIGN	111,246,526	61,020,442	50,226,084	2,443,545
PROTECTIVE LIFE & ANNUITY INS CO	88536	FOREIGN	5,108,664,276	4,840,404,297	268,259,979	2,954,367
PROTECTIVE LIFE INS CO	68136	FOREIGN	57,811,786,043	53,471,512,957	4,340,273,086	352,682,589
PROVIDENT AMER LIFE & HLTH INS CO	67903	FOREIGN	9,230,214	1,070,304	8,159,910	29,533
PROVIDENT LIFE & ACCIDENT INS CO	68195	FOREIGN	7,993,979,040	7,386,717,679	607,261,362	64,609,677
PRUCO LIFE INS CO	79227	FOREIGN	113,272,680,509	111,811,784,349	1,460,896,160	870,135,950
PRUDENTIAL ANN LIFE ASSUR CORP	86630	FOREIGN	54,107,393,642	47,711,283,587	6,396,110,055	43,059,773
PRUDENTIAL INS CO OF AMER	68241	FOREIGN	271,164,345,897	260,469,510,263	10,694,835,634	1,297,494,936
PRUDENTIAL RETIREMENT INS & ANN CO	93629	FOREIGN	69,883,151,732	68,800,859,994	1,082,291,738	202,677,483
PURITAN LIFE INS CO OF AMER	71390	FOREIGN	133,199,833	111,641,676	21,558,157	3,564,396
RELIABLE LIFE INS CO	68357	FOREIGN	20,624,744	8,878,953	11,745,791	19,184
RELIANCE STANDARD LIFE INS CO	68381	FOREIGN	13,875,026,234	12,596,758,188	1,278,268,046	254,065,180
RELIASTAR LIFE INS CO	67105	FOREIGN	20,238,546,937	18,605,610,732	1,632,936,205	189,846,475
RELIASTAR LIFE INS CO OF NY	61360	FOREIGN	2,815,164,151	2,536,415,417	278,748,733	6,289,021
RESERVE NATL INS CO	68462	FOREIGN	136,009,747	105,106,033	30,903,714	1,727,180
RESOURCE LIFE INS CO	61506	FOREIGN	6,936,037	204,888	6,731,148	0
RGA REINS CO	93572	FOREIGN	36,983,454,567	34,904,800,350	2,078,654,217	0

SOURCE: NAIC ANNUAL STATEMENT – EXH. OF ASSETS; EXH. OF LIABILITIES, SURPLUS AND OTHER FUNDS; STATE PAGE

**AUTHORIZED FLORIDA INSURER FINANCIAL ABSTRACTS, BY NAIC STATEMENT TYPE**

CALENDAR YEAR 2018  
PURSUANT TO SECTION 624.315(1)(a), F.S.

COMPANY	NAIC COMPANY CODE	DOMICILE	NET ADMITTED ASSETS (\$)	LIABILITIES (\$)	CAPITAL AND SURPLUS (\$)	FL DIRECT PREMIUMS WRITTEN (\$)
<b>LIFE, ACCIDENT AND HEALTH, TOTAL FLORIDA DIRECT PREMIUMS WRITTEN: \$50,081,724,514</b>						
RIVERSOURCE LIFE INS CO	65005	FOREIGN	98,013,761,182	94,733,617,397	3,280,143,785	404,221,711
S USA LIFE INS CO INC	60183	FOREIGN	28,707,572	11,487,587	17,219,985	1,409,016
SAGICOR LIFE INS CO	60445	FOREIGN	1,594,488,026	1,491,986,256	102,501,770	55,381,423
SCOR GLOBAL LIFE AMER REINS CO	64688	FOREIGN	1,037,448,865	829,461,143	207,987,722	0
SCOR GLOBAL LIFE RE INS CO OF DE	87017	FOREIGN	473,305,871	346,248,783	127,057,088	0
SCOR GLOBAL LIFE USA REINS CO	97071	FOREIGN	764,554,946	500,165,444	264,389,502	0
SECURIAN LIFE INS CO	93742	FOREIGN	1,094,945,262	734,136,344	360,808,919	84,205,425
SECURITY BENEFIT LIFE INS CO	68675	FOREIGN	33,538,590,276	31,140,511,008	2,398,079,268	218,558,502
SECURITY LIFE OF DENVER INS CO	68713	FOREIGN	15,351,716,963	14,386,339,978	965,376,985	73,075,590
SECURITY MUT LIFE INS CO OF NY	68772	FOREIGN	2,767,386,250	2,602,459,938	164,926,312	17,152,503
SECURITY NATL LIFE INS CO	69485	FOREIGN	666,689,763	619,505,699	47,184,064	3,845,286
SENIOR HLTH INS CO OF PA	76325	FOREIGN	2,186,058,273	2,652,931,248	-466,872,975	6,103,306
SENIOR LIFE INS CO	78662	FOREIGN	63,823,676	51,350,578	12,473,099	6,304,314
SENTINEL AMER LIFE INS CO	77119	FOREIGN	26,537,413	21,014,761	5,522,652	64
SENTINEL SECURITY LIFE INS CO	68802	FOREIGN	1,255,168,665	1,215,576,274	39,592,391	104,902,081
SENTRY LIFE INS CO	68810	FOREIGN	7,018,893,337	6,723,071,856	295,821,481	10,224,181
SETTLERS LIFE INS CO	97241	FOREIGN	426,385,366	379,892,245	46,493,121	1,645,117
SHELTERPOINT INS CO	89958	DOMESTIC	9,091,511	1,080,306	8,011,205	3,540
SHELTERPOINT LIFE INS CO	81434	FOREIGN	155,990,359	87,541,402	68,448,957	0
SHENANDOAH LIFE INS CO	68845	FOREIGN	994,688,178	886,061,220	108,626,958	3,363,511
SOUTHERN FARM BUREAU LIFE INS CO	68896	FOREIGN	14,285,838,953	11,691,688,321	2,594,150,632	43,649,923
SOUTHERN LIFE & HLTH INS CO	88323	FOREIGN	70,650,751	38,483,469	32,167,282	0
STANDARD INS CO	69019	FOREIGN	23,862,641,971	22,568,661,383	1,293,980,588	377,569,621
STANDARD LIFE & ACCIDENT INS CO	86355	FOREIGN	516,923,233	225,032,849	291,890,384	7,255,054
STANDARD LIFE & CAS INS CO	71706	FOREIGN	34,708,472	28,459,539	6,248,933	769,237
STANDARD SECURITY LIFE INS CO OF NY	69078	FOREIGN	129,108,313	58,315,885	70,792,428	1,670,018
STARMOUNT LIFE INS CO	68985	FOREIGN	94,040,314	48,710,562	45,329,752	3,807,733
STATE FARM LIFE INS CO	69108	FOREIGN	74,990,697,979	63,466,709,462	11,523,988,517	262,582,821
STATE LIFE INS CO	69116	FOREIGN	8,490,203,483	7,994,247,782	495,955,701	76,602,182
STATE MUT INS CO	69132	FOREIGN	189,540,770	163,288,025	26,252,745	3,104,142
STERLING INVESTORS LIFE INS CO	89184	FOREIGN	78,463,330	68,261,493	10,201,837	1,580,218
STERLING LIFE INS CO	77399	FOREIGN	33,531,322	19,043,989	14,487,333	216,568
SUN LIFE & HLTH INS CO	80926	FOREIGN	930,626,132	825,197,019	105,429,113	1,953,546
SUNSET LIFE INS CO OF AMER	69272	FOREIGN	304,737,377	280,045,943	24,691,435	319,271
SURETY LIFE INS CO	69310	FOREIGN	19,651,380	1,470,168	18,181,213	1,449,124
SWISS RE LIFE & HLTH AMER INC	82627	FOREIGN	15,932,402,449	13,896,608,796	2,035,793,653	0
SYMETRA LIFE INS CO	68608	FOREIGN	37,859,874,158	35,733,307,844	2,126,566,314	495,792,231
SYMETRA NATL LIFE INS CO	90581	FOREIGN	18,878,429	7,239,584	11,638,845	6,767
TALCOTT RESOLUTION LIFE & ANN INS CO	71153	FOREIGN	32,808,756,472	31,647,917,876	1,160,838,596	88,577,684
TALCOTT RESOLUTION LIFE INS CO	88072	FOREIGN	86,253,285,678	82,540,622,617	3,712,663,061	233,127,973
TEACHERS INS & ANN ASSOC OF AMER	69345	FOREIGN	303,286,268,584	265,159,964,856	38,126,303,728	414,817,338
TEXAS LIFE INS CO	69396	FOREIGN	1,232,237,025	1,137,250,131	94,986,894	6,331,273
TEXAS SERV LIFE INS CO	83160	FOREIGN	91,267,152	76,939,657	14,327,495	0
THE CINCINNATI LIFE INS CO	76236	FOREIGN	4,532,898,674	4,342,322,578	190,576,097	9,749,026
THE SAVINGS BANK MUT LIFE INS CO OF	70435	FOREIGN	3,066,541,946	2,864,742,779	201,799,168	11,746,568
TIAA CREF LIFE INS CO	60142	FOREIGN	13,267,151,764	12,766,267,837	500,883,927	60,151,467
TIER ONE INS CO	92908	FOREIGN	10,041,296	20,246	10,021,050	0
TIME INS CO II	69477	FOREIGN	19,549,942	16,991,979	2,557,963	17,556,163
TRANS OCEANIC LIFE INS CO	69523	FOREIGN	74,198,338	41,438,323	32,760,015	2,584
TRANS WORLD ASSUR CO	69566	FOREIGN	343,714,740	257,459,161	86,255,579	543,156
TRANSAMERICA ADVISORS LIFE INS CO	79022	FOREIGN	7,204,454,331	6,705,315,159	499,139,172	1,608,893
TRANSAMERICA FINANCIAL LIFE INS CO	70688	FOREIGN	29,480,572,252	28,390,062,433	1,090,509,819	511,299,281
TRANSAMERICA LIFE INS CO	86231	FOREIGN	117,015,549,929	111,237,256,024	5,778,293,905	916,619,484

**SOURCE: NAIC ANNUAL STATEMENT – EXH. OF ASSETS; EXH. OF LIABILITIES, SURPLUS AND OTHER FUNDS; STATE PAGE**

**AUTHORIZED FLORIDA INSURER FINANCIAL ABSTRACTS, BY NAIC STATEMENT TYPE**

CALENDAR YEAR 2018

PURSUANT TO SECTION 624.315(1)(a), F.S.

COMPANY	NAIC COMPANY CODE	DOMICILE	NET ADMITTED ASSETS (\$)	LIABILITIES (\$)	CAPITAL AND SURPLUS (\$)	FL DIRECT PREMIUMS WRITTEN (\$)
<b>LIFE, ACCIDENT AND HEALTH, TOTAL FLORIDA DIRECT PREMIUMS WRITTEN: \$50,081,724,514</b>						
TRANSAMERICA PREMIER LIFE INS CO	66281	FOREIGN	47,636,506,272	45,671,346,569	1,965,159,703	244,367,418
TRUSTMARK INS CO	61425	FOREIGN	1,585,483,585	1,250,472,667	335,010,918	63,928,343
TRUSTMARK LIFE INS CO	62863	FOREIGN	319,928,815	144,449,831	175,478,984	1,676,472
UBS LIFE INS CO USA	67423	FOREIGN	42,773,415	1,461,147	41,312,268	0
UNICARE LIFE & HLTH INS CO	80314	FOREIGN	310,602,066	250,054,961	60,547,105	620,664
UNIFIED LIFE INS CO	11121	FOREIGN	225,391,536	201,209,865	24,181,671	1,563,779
UNIMERICA INS CO	91529	FOREIGN	436,717,249	206,015,705	230,701,544	5,767,609
UNION FIDELITY LIFE INS CO	62596	FOREIGN	20,505,164,925	19,837,362,525	667,802,400	1,386,648
UNION LABOR LIFE INS CO	69744	FOREIGN	3,892,636,743	3,783,972,228	108,664,515	2,660,941
UNION NATL LIFE INS CO	69779	FOREIGN	19,524,310	2,749,943	16,774,367	15,044
UNION SECURITY INS CO	70408	FOREIGN	2,448,409,076	2,322,143,077	126,265,999	61,425,085
UNITED AMER INS CO	92916	FOREIGN	743,262,139	584,939,216	158,322,923	145,458,371
UNITED HERITAGE LIFE INS CO	63983	FOREIGN	603,803,146	536,534,926	67,268,221	208,222
UNITED HOME LIFE INS CO	69922	FOREIGN	97,560,770	77,649,784	19,910,986	6,195,457
UNITED INS CO OF AMER	69930	FOREIGN	3,906,884,033	3,455,981,529	450,902,505	22,347,189
UNITED LIFE INS CO	69973	FOREIGN	1,514,371,934	1,371,585,839	142,786,095	1,133,153
UNITED OF OMAHA LIFE INS CO	69868	FOREIGN	23,038,776,282	21,399,406,489	1,639,369,793	340,949,304
UNITED SECURITY ASSUR CO OF PA	42129	FOREIGN	36,893,093	25,402,025	11,491,068	2,191,261
UNITED STATES LIFE INS CO IN THE CIT	70106	FOREIGN	28,200,279,236	26,922,229,015	1,278,050,221	6,951,500
UNITED WORLD LIFE INS CO	72850	FOREIGN	128,505,594	83,950,996	44,554,598	9,074,168
UNITEDHEALTHCARE INS CO	79413	FOREIGN	20,752,474,121	12,624,242,172	8,128,231,949	6,576,152,883
UNITEDHEALTHCARE LIFE INS CO	97179	FOREIGN	241,185,823	82,294,256	158,891,567	2,674,815
UNITY FINANCIAL LIFE INS CO	63819	FOREIGN	301,723,881	285,782,380	15,941,504	3,107,981
UNUM INS CO	67601	FOREIGN	62,799,760	15,883,001	46,916,759	188,399
UNUM LIFE INS CO OF AMER	62235	FOREIGN	22,022,436,783	20,188,212,472	1,834,224,311	236,018,299
US BR GREAT WEST LIFE ASSUR CO	80705	FOREIGN	73,126,093	47,736,121	25,389,972	697,014
US BR SUN LIFE ASSUR CO OF CANADA	80802	ALIEN	18,836,114,465	17,512,259,856	1,323,854,609	197,713,373
US BUSINESS OF CANADA LIFE ASSUR CO	80659	ALIEN	4,538,021,309	4,350,761,576	187,259,733	4,384,447
US FINANCIAL LIFE INS CO	84530	FOREIGN	537,939,299	450,900,193	87,039,106	7,388,557
USAA LIFE INS CO	69663	FOREIGN	25,393,938,915	22,856,612,332	2,537,326,583	204,239,846
USABLE LIFE	94358	FOREIGN	514,687,174	240,891,912	273,795,262	5,853,105
UTIC INS CO	81531	FOREIGN	101,420,005	78,603,736	22,816,269	0
VANTIS LIFE INS CO	68632	FOREIGN	523,817,290	460,166,671	63,650,619	4,936,724
VARIABLE ANN LIFE INS CO	70238	FOREIGN	78,453,699,858	75,764,136,192	2,689,563,666	842,556,098
VOYA INS & ANN CO	80942	FOREIGN	50,810,613,347	48,589,419,070	2,221,194,277	21,795,734
VOYA RETIREMENT INS & ANN CO	86509	FOREIGN	100,327,002,300	98,326,981,308	2,000,020,992	659,817,762
WASHINGTON NATL INS CO	70319	FOREIGN	5,466,050,868	5,100,288,397	365,762,471	34,899,517
WEST COAST LIFE INS CO	70335	FOREIGN	5,336,538,489	4,924,638,146	411,900,343	30,082,566
WESTERN & SOUTHERN LIFE INS CO	70483	FOREIGN	10,112,634,028	5,175,577,852	4,937,056,176	9,213,131
WESTERN SOUTHERN LIFE ASSUR CO	92622	FOREIGN	13,029,414,400	12,089,615,819	939,798,581	129,425,238
WESTERN UNITED LIFE ASSUR CO	85189	FOREIGN	1,223,083,843	1,143,668,672	79,415,171	93,161
WILCAC LIFE INS CO	62413	FOREIGN	2,289,231,864	2,168,776,376	120,455,496	1,979,664
WILCO LIFE INS CO	65900	FOREIGN	2,794,927,177	2,633,528,418	161,398,774	10,600,003
WILLIAM PENN LIFE INS CO OF NY	66230	FOREIGN	1,194,077,648	1,091,250,675	102,826,973	8,076,662
WILTON REASSUR CO	66133	FOREIGN	18,607,314,265	17,657,132,188	950,182,077	0
WILTON REASSUR LIFE CO OF NY	60704	FOREIGN	875,349,753	775,302,334	100,047,419	2,997,027
ZURICH AMER LIFE INS CO	90557	FOREIGN	14,048,160,152	13,922,110,750	126,049,402	22,331,666
<b>PROPERTY AND CASUALTY, TOTAL FLORIDA DIRECT PREMIUMS WRITTEN: \$53,709,341,261</b>						
	14260	FOREIGN	19,059,309	17,721,940	1,337,369	1,553,472
21ST CENTURY CENTENNIAL INS CO	34789	FOREIGN	612,752,619	315,624	612,436,995	-583,019
21ST CENTURY IND INS CO	43974	FOREIGN	70,865,437	.	70,865,437	-6,012
21ST CENTURY INS CO	12963	FOREIGN	1,027,495,304	5,795,478	1,021,699,826	0
21ST CENTURY N AMER INS CO	32220	FOREIGN	605,555,342	23,395,087	582,160,255	191,127
21ST CENTURY PREFERRED INS CO	22225	FOREIGN	43,098,612	48,542	43,050,070	-10,013

SOURCE: NAIC ANNUAL STATEMENT – EXH. OF ASSETS; EXH. OF LIABILITIES, SURPLUS AND OTHER FUNDS; STATE PAGE

**AUTHORIZED FLORIDA INSURER FINANCIAL ABSTRACTS, BY NAIC STATEMENT TYPE**

CALENDAR YEAR 2018  
PURSUANT TO SECTION 624.315(1)(a), F.S.

COMPANY	NAIC COMPANY CODE	DOMICILE	NET ADMITTED ASSETS (\$)	LIABILITIES (\$)	CAPITAL AND SURPLUS (\$)	FL DIRECT PREMIUMS WRITTEN (\$)
<b>PROPERTY AND CASUALTY, TOTAL FLORIDA DIRECT PREMIUMS WRITTEN: \$53,709,341,261</b>						
21ST CENTURY PREMIER INS CO	20796	FOREIGN	295,104,232	52,441	295,051,791	6,682
ACA FIN GUAR CORP	22896	FOREIGN	231,006,352	175,254,373	55,751,979	0
ACADEMIC MEDICAL PROFESSIONALS INS E	12934	FOREIGN	4,926,959	2,278,492	2,648,467	83,271
ACCEPTANCE IND INS CO	20010	FOREIGN	299,149,945	151,535,870	147,614,075	3,573,578
ACCIDENT FUND GEN INS CO	12304	FOREIGN	250,959,238	142,744,627	108,214,611	3,882,942
ACCIDENT FUND INS CO OF AMER	10166	FOREIGN	3,779,474,001	2,842,223,522	937,250,479	11,468,495
ACCIDENT FUND NATL INS CO	12305	FOREIGN	186,690,728	103,470,929	83,219,799	2,321,592
ACCIDENT INS CO INC	11573	FOREIGN	75,502,733	57,589,907	17,912,826	24,682
ACCREDITED SURETY & CAS CO INC	26379	DOMESTIC	199,185,322	132,349,220	66,836,102	2,807,653
ACE AMER INS CO	22667	FOREIGN	25,135,881,115	19,706,440,106	5,429,441,009	420,279,097
ACE FIRE UNDERWRITERS INS CO	20702	FOREIGN	99,201,904	19,060,120	80,141,784	3,468,457
ACE INS CO OF THE MIDWEST	26417	FOREIGN	52,731,185	14,060,333	38,670,852	99,582,664
ACE PROP & CAS INS CO	20699	FOREIGN	11,390,139,095	8,487,775,356	2,902,363,739	56,569,505
ACIG INS CO	19984	FOREIGN	524,483,126	375,613,742	148,869,384	1,406,393
ACSTAR INS CO	22950	FOREIGN	50,609,790	27,828,561	22,781,229	44,243
ADDISON INS CO	10324	FOREIGN	128,122,323	82,530,669	45,591,654	9,099,108
ADM INS CO	33987	FOREIGN	22,217,170	-1,204,766	23,421,936	0
ADMIRAL IND CO	44318	FOREIGN	63,714,203	20,091,187	43,623,016	123,252
ADMIRAL INS CO	24856	FOREIGN	778,878,401	88,866,793	690,011,608	34,191,805
ADRIATIC INS CO	39381	FOREIGN	105,166,740	21,956,908	83,209,832	4,355,307
ADVANCED PROVIDERS INS RRG INC	12166	FOREIGN	1,512,056	60,788	1,451,268	0
AEGIS SECURITY INS CO	33898	FOREIGN	175,562,426	112,894,005	62,668,421	2,940,415
AETNA INS CO OF CT	36153	FOREIGN	16,597,319	318,283	16,279,036	0
AFFILIATED FM INS CO	10014	FOREIGN	3,520,740,945	1,854,008,074	1,666,732,871	23,545,297
AFFILIATES INS RECIP A RRG	13677	FOREIGN	7,045,647	1,490,162	5,555,485	31,538
AGCS MARINE INS CO	22837	FOREIGN	336,125,828	172,641,154	163,484,674	33,186,852
AGENCY INS CO OF MD INC	35173	FOREIGN	218,066,038	161,306,964	56,759,074	0
AGENT ALLIANCE INS CO	10389	FOREIGN	69,443,691	23,476,156	45,967,535	1,159,603
AGRI GEN INS CO	42757	FOREIGN	111,526,756	799,494	110,727,262	11,680,180
AIG ASSUR CO	40258	FOREIGN	36,042,787	929,280	35,113,507	449,778
AIG PROP CAS CO	19402	FOREIGN	273,317,462	29,687,017	243,630,445	256,794,923
AIG SPECIALTY INS CO	26883	FOREIGN	132,931,407	48,911,905	84,019,502	41,321,985
AIU INS CO	19399	FOREIGN	80,046,472	5,797,139	74,249,333	9,739
AIX SPECIALTY INS CO	12833	FOREIGN	51,850,724	1,096,150	50,754,574	14,435,098
ALAMANCE INS CO	10957	FOREIGN	467,162,791	107,347,219	359,815,569	0
ALASKA NATL INS CO	38733	FOREIGN	1,031,711,732	530,328,039	501,383,693	590,780
ALEA NORTH AMERICA INS CO	24899	FOREIGN	162,444,260	112,096,638	50,347,622	0
ALFA MUT INS CO	19135	FOREIGN	1,357,407,291	853,797,546	503,609,745	0
ALLEGHENY CAS CO	13285	FOREIGN	34,219,669	10,567,642	23,652,027	831,108
ALLEGIAN INS CO INC A RRG	11965	FOREIGN	33,490,307	19,469,626	14,020,681	1,024,352
ALLIANCE OF NONPROFITS FOR INS RRG	10023	FOREIGN	115,660,133	76,805,539	38,854,594	8,007,009
ALLIANZ GLOBAL RISKS US INS CO	35300	FOREIGN	7,970,851,520	6,041,823,429	1,929,028,091	28,012,896
ALLIANZ REINS AMER INC	21911	FOREIGN	3,407,104,892	2,785,729,976	621,374,916	0
ALLIANZ UNDERWRITERS INS CO	36420	FOREIGN	86,045,373	24,321,600	61,723,773	5,358,865
ALLIED EASTERN IND CO	11242	FOREIGN	101,549,198	82,308,555	19,240,642	301,759
ALLIED INS CO OF AMER	10127	FOREIGN	93,330,612	78,743,563	14,587,049	38,175,962
ALLIED PROFESSIONALS INS CO RRG	11710	FOREIGN	49,177,905	27,714,956	21,462,949	785,085
ALLIED PROP & CAS INS CO	42579	FOREIGN	396,076,847	336,507,740	59,569,107	71,853,415
ALLIED WORLD ASSUR CO US INC	19489	FOREIGN	503,885,457	368,575,255	135,310,204	27,000,740
ALLIED WORLD INS CO	22730	FOREIGN	1,917,181,302	1,065,817,932	851,363,370	10,197,327
ALLIED WORLD NATL ASSUR CO	10690	FOREIGN	440,917,428	292,117,070	148,800,358	19,274,438
ALLIED WORLD SPECIALTY INS CO	16624	FOREIGN	900,158,285	558,645,672	341,512,608	13,568,949
ALLIED WORLD SURPLUS LINES INS CO	24319	FOREIGN	335,447,126	243,732,344	91,714,782	16,196,807

**SOURCE: NAIC ANNUAL STATEMENT – EXH. OF ASSETS; EXH. OF LIABILITIES, SURPLUS AND OTHER FUNDS; STATE PAGE**

**AUTHORIZED FLORIDA INSURER FINANCIAL ABSTRACTS, BY NAIC STATEMENT TYPE**

CALENDAR YEAR 2018  
PURSUANT TO SECTION 624.315(1)(a), F.S.

COMPANY	NAIC COMPANY CODE	DOMICILE	NET ADMITTED ASSETS (\$)	LIABILITIES (\$)	CAPITAL AND SURPLUS (\$)	FL DIRECT PREMIUMS WRITTEN (\$)
<b>PROPERTY AND CASUALTY, TOTAL FLORIDA DIRECT PREMIUMS WRITTEN: \$53,709,341,261</b>						
ALLMERICA FIN BENEFIT INS CO	41840	FOREIGN	50,361,565	19,464	50,342,101	6,935,052
ALLSTATE FIRE & CAS INS CO	29688	FOREIGN	249,317,090	9,467,200	239,849,890	1,102,178,158
ALLSTATE IND CO	19240	FOREIGN	119,319,590	16,062,053	103,257,537	135,707,925
ALLSTATE INS CO	19232	FOREIGN	49,167,388,931	32,303,291,383	16,864,097,548	468,299,942
ALLSTATE NORTHBROOK IND CO	36455	FOREIGN	55,778,558	471,754	55,306,804	0
ALLSTATE PROP & CAS INS CO	17230	FOREIGN	218,768,372	17,380,179	201,388,193	182,214,926
ALLSTATE VEHICLE & PROP INS CO	37907	FOREIGN	59,436,436	11,638,805	47,797,631	0
ALPHA PROP & CAS INS CO	38156	FOREIGN	31,458,098	17,619,659	13,838,439	6,932,809
AMALGAMATED CAS INS CO	13293	FOREIGN	55,646,950	19,431,090	36,215,860	2,008,056
AMBAC ASSUR CORP	18708	FOREIGN	3,027,384,444	1,875,038,078	1,152,346,366	173,930
AMCO INS CO	19100	FOREIGN	868,319,575	666,962,857	201,356,718	76,745
AMERICAN AGRI BUSINESS INS CO	12548	FOREIGN	680,223,475	647,073,567	33,149,908	15,884,745
AMERICAN AGRICULTURAL INS CO	10103	FOREIGN	1,350,355,454	770,102,869	580,252,585	0
AMERICAN ALT INS CORP	19720	FOREIGN	630,405,032	416,062,620	214,342,412	37,674,081
AMERICAN ASSOC OF OTHODONTISTS RRG	10232	FOREIGN	48,037,636	31,884,676	16,152,960	599,666
AMERICAN AUTOMOBILE INS CO	21849	FOREIGN	140,631,197	60,773,643	79,857,554	21,284,864
AMERICAN BANKERS INS CO OF FL	10111	DOMESTIC	2,386,604,824	1,749,454,173	637,150,651	2,007,341,390
AMERICAN BUILDERS INS CO	11240	FOREIGN	150,853,207	102,531,360	48,321,847	41,249,040
AMERICAN BUILDERS INS CO RRG INC	12631	FOREIGN	4,403,854	3,329,958	1,073,896	720,041
AMERICAN CAPITAL ASSUR CORP	12601	DOMESTIC	121,478,760	60,422,771	61,055,989	76,020,521
AMERICAN CAS CO OF READING PA	20427	FOREIGN	132,096,400	11,277	132,085,123	41,017,479
AMERICAN COASTAL INS CO	12968	DOMESTIC	301,647,810	172,234,550	129,413,260	258,363,130
AMERICAN COMMERCE INS CO	19941	FOREIGN	375,318,683	268,316,159	107,002,523	1,100,025
AMERICAN COMPENSATION INS CO	45934	FOREIGN	77,025,378	21,533,332	55,492,046	4,136,092
AMERICAN CONTRACTORS IND CO	10216	FOREIGN	367,896,181	241,436,579	126,459,602	1,772,365
AMERICAN CONTRACTORS INS CO RRG	12300	FOREIGN	31,981,706	21,314,337	10,667,369	1,736,179
AMERICAN ECONOMY INS CO	19690	FOREIGN	70,152,813	822,264	69,330,548	784,695
AMERICAN EMPIRE INS CO	37990	FOREIGN	22,407,691	1,058,014	21,349,677	0
AMERICAN EMPIRE SURPLUS LINES INS CO	35351	FOREIGN	125,161,235	3,082,016	122,079,219	6,292,018
AMERICAN EQUITY INS CO	43117	FOREIGN	97,965,397	39,658	97,925,739	0
AMERICAN EQUITY SPECIALTY INS CO	10819	FOREIGN	80,623,876	53,876,023	26,747,853	0
AMERICAN EXCESS INS EXCH RRG	10903	FOREIGN	260,767,211	135,272,294	125,494,917	0
AMERICAN FAMILY CONNECT PROP & CAS I	29068	FOREIGN	1,798,130,662	1,008,849,289	789,281,373	27,034,418
AMERICAN FAMILY HOME INS CO	23450	DOMESTIC	374,141,728	226,495,285	147,646,443	2,444,839
AMERICAN FAMILY MUT INS CO SI	19275	FOREIGN	17,182,309,884	10,846,778,155	6,335,531,729	0
AMERICAN FIRE & CAS CO	24066	FOREIGN	42,420,395	1,121,029	41,299,368	6,164,911
AMERICAN GUAR & LIAB INS	26247	FOREIGN	259,287,734	73,730,120	185,557,615	106,049,127
AMERICAN HALLMARK INS CO OF TX	43494	FOREIGN	408,343,549	269,484,430	138,859,119	685,748
AMERICAN HOME ASSUR CO	19380	FOREIGN	24,665,924,238	18,744,384,184	5,921,540,054	68,064,780
AMERICAN INDEPENDENT INS CO	17957	FOREIGN	79,370,400	75,088,792	4,281,608	0
AMERICAN INS CO	21857	FOREIGN	144,170,224	75,805,107	68,365,117	7,534,776
AMERICAN INTEGRITY INS CO OF FL	12841	DOMESTIC	266,722,093	192,064,364	74,657,729	316,880,059
AMERICAN INTER FIDELITY EXCH	40088	FOREIGN	121,427,967	90,249,781	31,178,186	0
AMERICAN INTERSTATE INS CO	31895	FOREIGN	1,224,750,064	841,174,811	383,575,253	39,966,857
AMERICAN MERCURY INS CO	16810	FOREIGN	386,343,041	218,582,109	167,760,932	14,706
AMERICAN MILLENNIUM INS CO	26140	FOREIGN	33,806,843	24,476,392	9,330,451	0
AMERICAN MODERN HOME INS CO	23469	FOREIGN	977,414,694	616,988,274	360,426,420	1,763,622
AMERICAN MODERN INS CO OF FL	12314	DOMESTIC	40,064,600	25,052,692	15,011,908	14,396,539
AMERICAN MODERN PROP & CAS INS CO	42722	FOREIGN	72,396,441	40,097,419	32,299,022	0
AMERICAN MODERN SELECT INS CO	38652	FOREIGN	188,875,858	130,229,029	58,646,829	0
AMERICAN MODERN SURPLUS LINES INS CO	12489	FOREIGN	60,627,047	34,555,297	26,071,750	-12,136
AMERICAN NATL GEN INS CO	39942	FOREIGN	114,999,979	52,463,016	62,536,963	0
AMERICAN NATL LLOYDS INS CO	10043	FOREIGN	96,856,222	27,069,258	69,786,964	1,189,042

SOURCE: NAIC ANNUAL STATEMENT – EXH. OF ASSETS; EXH. OF LIABILITIES, SURPLUS AND OTHER FUNDS; STATE PAGE

**AUTHORIZED FLORIDA INSURER FINANCIAL ABSTRACTS, BY NAIC STATEMENT TYPE**

CALENDAR YEAR 2018  
PURSUANT TO SECTION 624.315(1)(a), F.S.

COMPANY	NAIC COMPANY CODE	DOMICILE	NET ADMITTED ASSETS (\$)	LIABILITIES (\$)	CAPITAL AND SURPLUS (\$)	FL DIRECT PREMIUMS WRITTEN (\$)
<b>PROPERTY AND CASUALTY, TOTAL FLORIDA DIRECT PREMIUMS WRITTEN: \$53,709,341,261</b>						
AMERICAN NATL PROP & CAS CO	28401	FOREIGN	1,464,139,922	824,644,221	639,495,701	4,705,396
AMERICAN PET INS CO	12190	FOREIGN	108,700,491	52,456,954	56,243,537	21,079,259
AMERICAN PLATINUM PROP & CAS INS CO	13563	DOMESTIC	20,867,286	4,894,623	15,972,663	6,403,877
AMERICAN PROP INS CO	21806	FOREIGN	28,520,938	18,364,047	10,156,891	3,026,299
AMERICAN RELIABLE INS CO	19615	FOREIGN	273,099,233	199,155,381	73,943,852	11,636,305
AMERICAN ROAD INS CO	19631	FOREIGN	794,020,230	470,238,427	323,781,803	17,288,969
AMERICAN SAFETY INS CO	33103	FOREIGN	16,335,435	986,925	15,348,510	1,964,966
AMERICAN SECURITY INS CO	42978	FOREIGN	1,430,858,378	896,041,877	534,816,501	257,501,370
AMERICAN SENTINEL INS CO	17965	FOREIGN	28,650,073	16,217,758	12,432,315	0
AMERICAN SERV INS CO INC	42897	FOREIGN	157,413,038	130,136,979	27,276,059	0
AMERICAN SOUTHERN HOME INS CO	41998	DOMESTIC	124,275,447	81,188,393	43,087,055	26,577,682
AMERICAN SOUTHERN INS CO	10235	FOREIGN	115,941,206	72,474,697	43,466,509	9,467,053
AMERICAN STATES INS CO	19704	FOREIGN	144,681,331	9,487,846	135,193,486	3,759,697
AMERICAN STRATEGIC INS CORP	10872	DOMESTIC	1,577,046,376	940,919,660	636,126,716	153,841,593
AMERICAN SUMMIT INS CO	19623	FOREIGN	35,066,388	17,158,434	17,907,954	0
AMERICAN SURETY CO	31380	FOREIGN	12,385,819	2,332,699	10,053,120	898,282
AMERICAN TRADITIONS INS CO	12359	DOMESTIC	98,286,238	68,281,615	30,004,623	110,817,020
AMERICAN WESTERN HOME INS CO	35912	FOREIGN	155,872,435	89,005,982	66,866,453	-51,288
AMERICAN ZURICH INS CO	40142	FOREIGN	307,664,721	65,967,591	241,697,131	105,544,461
AMERISURE INS CO	19488	FOREIGN	929,585,517	686,321,211	243,264,306	135,380,252
AMERISURE MUT INS CO	23396	FOREIGN	2,439,254,436	1,455,113,158	984,141,278	86,284,031
AMERISURE PARTNERS INS CO	11050	FOREIGN	97,423,201	73,704,355	23,718,846	8,022,732
AMERITRUST INS CORP	10665	FOREIGN	13,880,542	1,085,265	12,795,277	1,103,093
AMEX ASSUR CO	27928	FOREIGN	237,793,810	45,602,448	192,191,358	18,838,742
AMGUARD INS CO	42390	FOREIGN	1,067,021,203	879,585,301	187,435,902	58,349,936
AMICA MUT INS CO	19976	FOREIGN	5,429,814,359	2,871,537,705	2,558,276,654	160,021,393
AMICA PROP & CAS INS CO	12287	FOREIGN	110,605,927	29,751,791	80,854,136	0
ANCHOR GEN INS CO	40010	FOREIGN	80,649,331	58,668,584	21,980,747	0
ANCHOR PROP & CAS INS CO	15617	DOMESTIC	83,726,762	58,681,387	25,045,375	68,274,276
APPALACHIAN INS CO	10316	FOREIGN	292,555,978	105,180,379	187,375,599	0
APPLIED MEDICO LEGAL SOLUTIONS RRG	11598	FOREIGN	154,383,223	110,259,530	44,123,693	4,453,036
ARAG INS CO	34738	FOREIGN	92,320,544	24,115,803	68,204,742	7,589,318
ARCH IND INS CO	30830	FOREIGN	123,241,584	87,834,786	35,406,798	0
ARCH INS CO	11150	FOREIGN	3,712,838,060	2,800,145,516	912,692,543	84,759,783
ARCH MORTGAGE GUAR CO	18732	FOREIGN	49,899,023	2,201,835	47,697,188	45,244
ARCH MORTGAGE INS CO	40266	FOREIGN	1,997,502,077	1,688,653,014	308,849,063	34,108,155
ARCH PROP CAS INS CO	10946	FOREIGN	74,169,791	263,237	73,906,555	0
ARCH REINS CO	10348	FOREIGN	1,787,288,273	554,818,373	1,232,469,900	0
ARCH SPECIALTY INS CO	21199	FOREIGN	507,671,697	207,880,966	299,790,731	85,440,596
ARCOA RRG INC	13177	FOREIGN	22,900,298	13,509,880	9,390,418	5,047,479
ARGONAUT GREAT CENTRAL INS CO	19860	FOREIGN	46,274,529	18,391,468	27,883,061	1,436
ARGONAUT INS CO	19801	FOREIGN	1,917,141,678	1,021,463,660	895,678,018	34,375,427
ARGONAUT MIDWEST INS CO	19828	FOREIGN	22,886,029	4,811,534	18,074,495	1,483,069
ARISE BOILER INSPECTION & INS CO RRG	13580	FOREIGN	4,798,083	1,191,912	3,606,171	10,857
ARMED FORCES INS EXCH	41459	FOREIGN	131,053,825	72,385,404	58,668,421	6,780,698
ARWOOD IND CO	24678	FOREIGN	1,077,107,452	903,952,968	173,154,483	-66,295
ARWOOD SURPLUS LINES INS CO	41807	FOREIGN	70,379,650	3,903,219	66,476,431	0
ARTISAN & TRUCKERS CAS CO	10194	FOREIGN	408,154,862	331,115,101	77,039,761	-631
ASCENDANT COMMERCIAL INS INC	13683	DOMESTIC	71,873,829	59,531,387	12,342,442	81,927,673
ASCOT INS CO	23752	FOREIGN	104,549,518	2,005,397	102,544,121	0
ASHMERE INS CO	40398	DOMESTIC	9,565,649	6,214,875	3,350,774	1,152,125
ASI ASSUR CORP	12196	DOMESTIC	121,849,821	87,141,326	34,708,495	54,743,625
ASI HOME INS CORP	11072	DOMESTIC	18,149,688	2,188,910	15,960,778	1,745,699

SOURCE: NAIC ANNUAL STATEMENT – EXH. OF ASSETS; EXH. OF LIABILITIES, SURPLUS AND OTHER FUNDS; STATE PAGE

**AUTHORIZED FLORIDA INSURER FINANCIAL ABSTRACTS, BY NAIC STATEMENT TYPE**

CALENDAR YEAR 2018  
PURSUANT TO SECTION 624.315(1)(a), F.S.

COMPANY	NAIC COMPANY CODE	DOMICILE	NET ADMITTED ASSETS (\$)	LIABILITIES (\$)	CAPITAL AND SURPLUS (\$)	FL DIRECT PREMIUMS WRITTEN (\$)
<b>PROPERTY AND CASUALTY, TOTAL FLORIDA DIRECT PREMIUMS WRITTEN: \$53,709,341,261</b>						
ASI PREFERRED INS CORP	13142	DOMESTIC	111,808,297	68,414,830	43,393,467	196,208,866
ASPEN AMER INS CO	43460	FOREIGN	1,041,337,748	496,025,356	545,312,392	29,181,431
ASPEN SPECIALTY INS CO	10717	FOREIGN	492,391,691	295,649,444	196,742,247	93,568,546
ASSOC OF CERT MORTG ORIGINATORS RRG	14425	FOREIGN	1,979,447	745,605	1,233,842	0
ASSOCIATED IND CORP	21865	FOREIGN	103,174,955	11,302,092	91,872,863	1,860,666
ASSOCIATED INDUSTRIES INS CO INC	23140	DOMESTIC	79,708,048	28,158,886	51,549,163	167,135,317
ASSURANCEAMERICA INS CO	11558	FOREIGN	96,682,390	71,764,387	24,918,002	32,846,127
ASSURED GUAR CORP	30180	FOREIGN	3,081,481,592	1,288,521,020	1,792,960,572	0
ASSURED GUAR MUNICIPAL CORP	18287	FOREIGN	5,512,471,268	2,978,979,178	2,533,492,090	3,592,403
ATAIN INS CO	29033	FOREIGN	84,467,031	32,991,625	51,475,406	37,302
ATAIN SPECIALTY INS CO	17159	FOREIGN	375,707,371	185,036,329	190,671,042	3,381,185
ATEGRITY SPECIALTY INS CO	16427	FOREIGN	62,652,362	12,462,169	50,190,193	392,755
ATHOME INS CO	23833	FOREIGN	9,996,865	79,154	9,917,711	0
ATLANTIC CAS INS CO	42846	FOREIGN	387,496,439	209,761,634	177,734,805	8,643,132
ATLANTIC SPECIALTY INS CO	27154	FOREIGN	2,401,978,359	1,782,783,191	619,195,168	39,182,687
ATRADIUS TRADE CREDIT INS CO	25422	FOREIGN	127,808,574	51,730,218	76,078,356	4,399,397
ATTPRO RRG RECIP RRG	13795	FOREIGN	3,829,941	2,867,678	962,263	2,167,710
AUSTIN MUT INS CO	13412	FOREIGN	67,249,998	13,054,671	54,195,327	0
AUTO CLUB INS ASSOC	21202	FOREIGN	4,342,745,787	2,437,025,113	1,905,720,674	0
AUTO CLUB INS CO OF FL	12813	DOMESTIC	416,061,746	230,000,903	186,060,842	234,689,307
AUTO CLUB S INS CO	41041	DOMESTIC	136,114,950	75,645,548	60,469,402	84,360,253
AUTO OWNERS INS CO	18988	FOREIGN	15,962,587,948	4,944,987,975	11,017,599,973	165,688,057
AUTOMOBILE INS CO OF HARTFORD CT	19062	FOREIGN	1,047,629,330	743,250,643	304,378,687	21,328
AVATAR PROP & CAS INS CO	13139	DOMESTIC	92,587,561	72,951,118	19,636,442	86,026,017
AVEMCO INS CO	10367	FOREIGN	88,446,504	29,607,185	58,839,319	1,245,973
AVENTUS INS CO	22390	FOREIGN	36,409,719	13,805,258	22,604,461	20,026,286
AXA INS CO	33022	FOREIGN	251,752,558	110,552,837	141,199,721	7,448,281
AXIS INS CO	37273	FOREIGN	1,802,769,502	1,243,777,295	558,992,207	33,966,172
AXIS REINS CO	20370	FOREIGN	3,852,211,280	2,885,165,057	967,046,223	613,264
AXIS SPECIALTY INS CO	15610	FOREIGN	414,181,834	271,373,236	142,808,598	0
AXIS SURPLUS INS CO	26620	FOREIGN	542,394,864	381,802,061	160,592,803	60,475,075
BALBOA INS CO	24813	FOREIGN	55,591,293	2,576,528	53,014,765	-329
BANKERS INS CO	33162	DOMESTIC	139,541,382	66,509,212	73,032,170	8,896,998
BANKERS SPECIALTY INS CO	13041	FOREIGN	48,724,301	9,718,787	39,005,514	1,914,887
BANKERS STANDARD INS CO	18279	FOREIGN	392,566,346	192,742,433	199,823,913	1,409,223
BAR VERMONT RRG INC	10174	FOREIGN	29,609,238	9,032,591	20,576,649	376,432
BAY INS RRG INC	15582	FOREIGN	1,346,749	284,771	1,061,978	0
BCS INS CO	38245	FOREIGN	336,649,851	194,735,033	141,914,818	14,352,359
BEAZLEY INS CO INC	37540	FOREIGN	597,225,158	424,311,662	172,913,496	9,725,984
BENCHMARK INS CO	41394	FOREIGN	425,965,654	313,213,374	112,752,280	2,412,338
BERKLEY ASSUR CO	39462	FOREIGN	92,505,330	36,408,288	56,097,042	17,274,685
BERKLEY CAS CO	15911	FOREIGN	40,725,199	13,959,903	26,765,296	392,062
BERKLEY INS CO	32603	FOREIGN	18,700,265,930	13,112,335,999	5,587,929,931	24,583,611
BERKLEY NATL INS CO	38911	FOREIGN	158,074,526	105,096,912	52,977,614	7,591,190
BERKLEY REGIONAL INS CO	29580	FOREIGN	811,656,667	53,712,976	757,943,691	2,282,507
BERKLEY SPECIALTY INS CO	31295	FOREIGN	69,447,209	10,747,494	58,699,714	2,311,043
BERKSHIRE HATHAWAY ASSUR CORP	13070	FOREIGN	2,214,681,992	305,910,392	1,908,771,600	0
BERKSHIRE HATHAWAY DIRECT INS CO	10391	FOREIGN	145,583,715	14,629,151	130,954,563	1,804,184
BERKSHIRE HATHAWAY HOMESTATE INS CO	20044	FOREIGN	2,879,947,794	1,384,638,439	1,495,309,355	8,352,871
BERKSHIRE HATHAWAY SPECIALTY INS CO	22276	FOREIGN	4,755,964,739	1,275,566,959	3,480,397,780	34,031,741
BITCO GEN INS CORP	20095	FOREIGN	974,286,039	707,599,960	266,686,079	15,824,150
BITCO NATL INS CO	20109	FOREIGN	361,762,214	219,445,020	142,317,193	8,564,601
BLACKBOARD INS CO	26611	FOREIGN	67,245,124	26,944,477	40,300,647	7,545,196

SOURCE: NAIC ANNUAL STATEMENT – EXH. OF ASSETS; EXH. OF LIABILITIES, SURPLUS AND OTHER FUNDS; STATE PAGE

**AUTHORIZED FLORIDA INSURER FINANCIAL ABSTRACTS, BY NAIC STATEMENT TYPE**

CALENDAR YEAR 2018  
PURSUANT TO SECTION 624.315(1)(a), F.S.

COMPANY	NAIC COMPANY CODE	DOMICILE	NET ADMITTED ASSETS (\$)	LIABILITIES (\$)	CAPITAL AND SURPLUS (\$)	FL DIRECT PREMIUMS WRITTEN (\$)
<b>PROPERTY AND CASUALTY, TOTAL FLORIDA DIRECT PREMIUMS WRITTEN: \$53,709,341,261</b>						
BLACKBOARD SPECIALTY INS CO	13551	FOREIGN	104,665,059	33,957,426	70,707,633	326,479
BLUE HILL SPECIALTY INS CO INC	15643	FOREIGN	15,953,784	103,305	15,850,479	0
BLUESHORE INS CO	22250	FOREIGN	76,423,761	54,558,700	21,865,061	0
BOND SAFEGUARD INS CO	27081	FOREIGN	90,027,518	48,476,499	41,551,019	385,162
BOSTON IND CO INC	30279	FOREIGN	28,825,843	3,179,624	25,646,219	81,733
BRIDGEFIELD CAS INS CO	10335	DOMESTIC	69,440,130	16,866,868	52,573,261	116,282,680
BRIDGEFIELD EMPLOYERS INS CO	10701	DOMESTIC	114,487,967	6,708,706	107,779,261	212,960,526
BRIERFIELD INS CO	10993	FOREIGN	13,838,573	4,464,675	9,373,898	19,991,524
BRISTOL W INS CO	19658	FOREIGN	153,640,575	108,362,051	45,278,524	1,322,541
BROOKLYN SPECIALTY INS CO RRG INC	16396	FOREIGN	1,987,058	720,657	1,266,401	65,655
BROTHERHOOD MUT INS CO	13528	FOREIGN	699,714,268	459,129,154	240,585,114	324,921
BUILD AMER MUT ASSUR CO	14380	FOREIGN	526,304,188	112,569,839	413,734,349	144,935
BUILDERS INS	10704	FOREIGN	686,182,753	385,062,920	301,119,833	0
BUILDERS MUT INS CO	10844	FOREIGN	943,820,211	553,052,342	390,767,869	27,777,956
BURLINGTON INS CO	23620	FOREIGN	358,579,636	186,622,973	171,956,663	21,759,782
BUSINESSFIRST INS CO	11697	DOMESTIC	48,048,674	30,003,966	18,044,708	27,484,825
C A R RRG INC	15921	FOREIGN	2,031,218	716,276	1,314,943	214,708
CALIFORNIA CAS IND EXCH	20117	FOREIGN	539,142,804	347,518,330	191,624,474	0
CALIFORNIA CAS INS CO	20125	FOREIGN	79,045,691	37,201,619	41,844,072	5,713,170
CAMICO MUT INS CO	36340	FOREIGN	94,109,155	51,464,877	42,644,278	873,918
CAMPMED CAS & IND CO INC	12260	FOREIGN	20,274,470	22,379	20,252,091	8,497
CANAL IND CO	27790	FOREIGN	49,884,211	1,864,176	48,020,035	0
CANAL INS CO	10464	FOREIGN	817,825,482	378,100,053	439,725,430	12,751,400
CANOPIUS US INS	12961	FOREIGN	210,608,788	89,750,379	120,858,409	7,235,395
CAPACITY INS CO	32930	DOMESTIC	21,799,779	12,236,413	9,563,366	13,851,436
CAPITOL IND CORP	10472	FOREIGN	632,913,825	364,510,746	268,403,079	1,987,867
CAPITOL PREFERRED INS CO	10908	DOMESTIC	59,746,790	35,269,246	24,477,544	61,917,717
CAPITOL SPECIALTY INS CORP	10328	FOREIGN	159,539,830	98,791,578	60,748,252	33,966,479
CARE RRG INC	11825	FOREIGN	21,804,789	17,375,462	4,429,327	1,350,117
CARING COMMUNITIES RECIP RRG	12373	FOREIGN	97,020,816	41,533,015	55,487,800	1,562,221
CAROLINA CAS INS CO	10510	FOREIGN	192,862,230	85,334,980	107,527,250	8,664,536
CASTLE KEY IND CO	10835	FOREIGN	21,673,471	10,474,760	11,198,711	68,228,222
CASTLE KEY INS CO	30511	FOREIGN	407,806,519	175,230,317	232,576,202	99,918,092
CATERPILLAR INS CO	11255	FOREIGN	858,206,401	504,694,042	353,512,359	14,339,969
CATLIN IND CO	24503	FOREIGN	101,102,837	39,595,495	61,507,342	113,676
CATLIN INS CO	19518	FOREIGN	209,726,010	158,968,015	50,757,995	4,258,171
CATLIN SPECIALTY INS CO	15989	FOREIGN	570,024,983	337,250,686	232,774,297	12,858,828
CEDAR INS CO	20273	FOREIGN	14,393,771	450,261	13,943,510	0
CENSTAT CAS CO	11499	FOREIGN	26,700,482	7,038,717	19,661,766	114,390
CENTAURI SPECIALTY INS CO	12573	DOMESTIC	130,696,099	102,445,578	28,250,521	40,216,592
CENTENNIAL CAS CO	34568	FOREIGN	116,360,619	39,008,892	77,351,727	430,122
CENTRAL STATES IND CO OF OMAHA	34274	FOREIGN	521,054,871	56,396,441	464,658,428	469,325
CENTRE INS CO	34649	FOREIGN	47,898,470	27,182,127	20,716,342	0
CENTURION CAS CO	42765	FOREIGN	46,061,888	6,400	46,055,488	0
CENTURION MEDICAL LIAB PROTECT RRG	11976	FOREIGN	19,793,359	9,303,165	10,490,194	1,346,625
CENTURY NATL INS CO	26905	FOREIGN	96,975,826	65,498,776	31,477,050	30,923,093
CENTURY SURETY CO	36951	FOREIGN	93,118,750	2,352,437	90,766,314	342,296
CERITY INS CO	10006	FOREIGN	117,935,273	7,174,729	110,760,544	0
CHARTER OAK FIRE INS CO	25615	FOREIGN	942,774,617	714,041,858	228,732,759	97,562,375
CHEROKEE GUAR CO INC A RRG	14388	FOREIGN	24,721,662	19,398,024	5,323,638	0
CHEROKEE INS CO	10642	FOREIGN	551,598,375	365,250,459	186,347,916	4,421,373
CHICAGO INS CO	22810	FOREIGN	76,835,868	10,510,222	66,325,646	0
CHUBB CUSTOM INS CO	38989	FOREIGN	313,361,495	84,071,926	229,289,569	22,990,924

SOURCE: NAIC ANNUAL STATEMENT – EXH. OF ASSETS; EXH. OF LIABILITIES, SURPLUS AND OTHER FUNDS; STATE PAGE



**AUTHORIZED FLORIDA INSURER FINANCIAL ABSTRACTS, BY NAIC STATEMENT TYPE**

CALENDAR YEAR 2018  
PURSUANT TO SECTION 624.315(1)(a), F.S.

COMPANY	NAIC COMPANY CODE	DOMICILE	NET ADMITTED ASSETS (\$)	LIABILITIES (\$)	CAPITAL AND SURPLUS (\$)	FL DIRECT PREMIUMS WRITTEN (\$)
<b>PROPERTY AND CASUALTY, TOTAL FLORIDA DIRECT PREMIUMS WRITTEN: \$53,709,341,261</b>						
CHUBB IND INS CO	12777	FOREIGN	281,997,586	105,795,263	176,202,323	14,131,106
CHUBB NATL INS CO	10052	FOREIGN	270,623,670	93,976,460	176,647,210	1,014,499
CHURCH INS CO	10669	FOREIGN	24,338,849	6,008,822	18,330,027	0
CHURCH MUT INS CO S I	18767	FOREIGN	1,831,626,025	1,211,768,377	619,857,648	19,954,477
CIM INS CORP	22004	FOREIGN	17,812,009	135,087	17,676,921	-96,794
CIRCLE STAR INS CO RRG	11839	FOREIGN	3,137,978	1,249,482	1,888,496	0
CITIZENS PROP INS CORP	10064	DOMESTIC	9,394,730,884	3,164,001,885	6,230,729,000	868,417,110
CITY NATL INS CO	41335	FOREIGN	22,940,795	9,704,263	13,236,532	0
CLAIM PROFESSIONALS LIAB INS CO RRG	12172	FOREIGN	4,778,995	1,824,098	2,954,897	658,947
CLARENDON NATL INS CO	20532	FOREIGN	922,275,936	699,170,633	223,105,303	150,541
CLEAR BLUE INS CO	28860	FOREIGN	82,408,494	34,083,992	48,324,502	61,723,878
CLEAR BLUE SPECIALTY INS CO	37745	FOREIGN	112,233,282	4,299,378	107,933,904	6,957,970
CLEAR SPRING PROP & CAS CO	15563	FOREIGN	97,505,411	45,301,211	52,204,201	267,425
CM VANTAGE SPECIALTY INS CO	15872	FOREIGN	64,686,678	11,066,625	53,620,053	2,580,486
COAST NATL INS CO	25089	FOREIGN	609,363,863	167,212,664	442,151,199	0
COFACE N AMER INS CO	31887	FOREIGN	148,546,487	100,490,180	48,056,307	7,708,948
COLISEUM REINS CO	36552	FOREIGN	269,770,654	79,298,822	190,471,832	0
COLLEGE RRG INC	13613	FOREIGN	30,331,385	18,930,211	11,401,174	119,531
COLONIAL AMER CAS & SURETY CO	34347	FOREIGN	23,861,110	1,005,540	22,855,569	-475
COLONIAL SURETY CO	10758	FOREIGN	68,020,322	21,777,472	46,242,850	1,117,377
COLONY INS CO	39993	FOREIGN	1,779,192,939	1,334,817,826	444,375,113	68,887,712
COLONY SPECIALTY INS CO	36927	FOREIGN	66,937,228	42,880,518	24,056,711	331,676
COLORADO CAS INS CO	41785	FOREIGN	25,699,902	508,710	25,191,191	0
COLUMBIA CAS CO	31127	FOREIGN	238,970,301	51,099	238,919,202	35,024,726
COLUMBIA INS CO	27812	FOREIGN	24,010,720,018	4,788,666,302	19,222,053,716	0
COLUMBIA NATL RRG INC	10803	FOREIGN	1,940,524	730,921	1,209,603	48,360
COMMERCE & INDUSTRY INS CO	19410	FOREIGN	447,118,589	25,771,438	421,347,151	42,219,023
COMMERCE INS CO	34754	FOREIGN	2,216,185,120	1,660,139,719	556,045,401	0
COMMERCIAL HIRECAR INS CO RRG	15836	FOREIGN	10,608,801	8,624,722	1,984,079	0
COMMONWEALTH INS CO OF AMER	10220	FOREIGN	9,174,218	403,943	8,770,275	0
COMMUNITY BLOOD CNTR EXCH RRG	13893	FOREIGN	17,727,992	3,356,912	14,371,080	35,080
COMPASS SPECIALTY INS RRG INC	15867	FOREIGN	9,316,126	6,674,309	2,641,817	179,019
CONIFER INS CO	29734	FOREIGN	136,111,227	88,989,912	47,121,315	6,712,172
CONSTITUTION INS CO	32190	FOREIGN	25,589,004	599,286	24,989,718	0
CONSUMER SPECIALTIES INS CO RRG	10075	FOREIGN	4,001,486	2,111,369	1,890,117	6,000
CONTINENTAL CAS CO	20443	FOREIGN	42,862,391,498	32,451,049,145	10,411,342,353	398,507,577
CONTINENTAL DIVIDE INS CO	35939	FOREIGN	20,312,656	5,774,981	14,537,675	2,474,011
CONTINENTAL HERITAGE INS CO	39551	DOMESTIC	32,991,088	7,299,778	25,691,310	1,129,729
CONTINENTAL IND CO	28258	FOREIGN	262,146,319	162,945,913	99,200,406	4,796,649
CONTINENTAL INS CO	35289	FOREIGN	1,793,387,767	193,324,631	1,600,063,136	75,898,922
CONTRACTORS BONDING & INS CO	37206	FOREIGN	220,198,735	106,065,738	114,132,997	2,864,356
CONTRACTORS INS CO OF N AMER INC RRG	11603	FOREIGN	34,507,374	16,263,878	18,243,496	216,718
COREPOINTE INS CO	10499	FOREIGN	16,746,271	2,622,111	14,124,160	-14,929
CORNERSTONE NATL INS CO	10783	FOREIGN	22,677,813	14,508,338	8,169,475	0
COUNTY HALL INS CO INC A RRG	15947	FOREIGN	67,959,647	51,308,357	16,651,290	8,233,251
COURTESY INS CO	26492	DOMESTIC	962,162,146	535,748,990	426,413,156	400,654,455
COVERYS RRG INC	14160	FOREIGN	40,640,111	29,722,818	10,917,292	0
COVERYS SPECIALTY INS CO	15686	FOREIGN	81,016,125	27,837,598	53,178,527	5,191,092
COVINGTON SPECIALTY INS CO	13027	FOREIGN	101,901,559	52,153,221	49,748,338	42,479,514
CPA MUT INS CO OF AMER RRG	10164	FOREIGN	15,159,595	10,013,557	5,146,038	504,384
CRESTBROOK INS CO	18961	FOREIGN	147,977,299	101,447,877	46,529,422	180,891
CROSSFIT RRG INC	13720	FOREIGN	7,208,515	5,616,766	1,591,749	194,334
CRUDEN BAY RRG INC	11676	FOREIGN	16,148,800	10,313,951	5,834,850	1,398,727

SOURCE: NAIC ANNUAL STATEMENT – EXH. OF ASSETS; EXH. OF LIABILITIES, SURPLUS AND OTHER FUNDS; STATE PAGE

**AUTHORIZED FLORIDA INSURER FINANCIAL ABSTRACTS, BY NAIC STATEMENT TYPE**

CALENDAR YEAR 2018  
PURSUANT TO SECTION 624.315(1)(a), F.S.

COMPANY	NAIC COMPANY CODE	DOMICILE	NET ADMITTED ASSETS (\$)	LIABILITIES (\$)	CAPITAL AND SURPLUS (\$)	FL DIRECT PREMIUMS WRITTEN (\$)
<b>PROPERTY AND CASUALTY, TOTAL FLORIDA DIRECT PREMIUMS WRITTEN: \$53,709,341,261</b>						
CRUM & FORSTER IND CO	31348	FOREIGN	55,929,047	35,801,416	20,127,631	5,839,721
CRUM & FORSTER SPECIALTY INS CO	44520	FOREIGN	73,594,251	22,239,255	51,354,996	18,458,580
CRYSTAL RIDGE SPECIALTY INS CO INC	16275	FOREIGN	15,500,866	110,034	15,390,832	0
CUMIS INS SOCIETY INC	10847	FOREIGN	2,050,041,038	1,107,686,426	942,354,612	24,855,354
CUMIS SPECIALTY INS CO INC	12758	FOREIGN	49,008,757	1,567,184	47,441,573	45,213
CUSA RRG INC	16222	FOREIGN	4,730,657	3,067,086	1,663,570	110,449
CYPRESS PROP & CAS INS CO	10953	DOMESTIC	88,001,456	62,605,115	25,396,341	70,778,446
DAILY UNDERWRITERS OF AMER	35483	FOREIGN	49,663,410	15,527,492	34,135,918	456,148
DAIRYLAND INS CO	21164	FOREIGN	1,422,403,541	951,772,496	470,631,045	5,704,172
DAKOTA TRUCK UNDERWRITERS	34924	FOREIGN	137,621,170	83,953,309	53,667,861	0
DAN RRG INC	15928	FOREIGN	3,417,368	2,348,738	1,068,630	409,552
DEALERS ASSUR CO	16705	FOREIGN	133,667,199	58,943,796	74,723,403	6,644,945
DEPOSITORS INS CO	42587	FOREIGN	269,765,574	231,521,015	38,244,559	95,087,784
DEVELOPERS SURETY & IND CO	12718	FOREIGN	676,140,008	560,747,350	115,392,658	4,830,708
DIAMOND STATE INS CO	42048	FOREIGN	104,033,056	75,352,316	28,680,740	61,573
DIGITAL ADVANTAGE INS CO	34711	FOREIGN	7,857,563	.	7,857,563	0
DIGITAL AFFECT INS CO	29530	FOREIGN	12,358,098	176,000	12,182,098	0
DIRECT GEN INS CO	42781	FOREIGN	192,099,539	141,570,185	50,529,354	191,259,213
DIRECT NATL INS CO	23736	FOREIGN	7,296,810	2,523,717	4,773,093	0
DISCOVER PROP & CAS INS CO	36463	FOREIGN	138,228,376	75,780,891	62,447,486	0
DISCOVER SPECIALTY INS CO	10213	FOREIGN	111,694,407	75,274,805	36,419,602	0
DOCTORS CO AN INTERINS EXCH	34495	FOREIGN	4,130,318,182	2,115,377,555	2,014,940,627	113,631,543
DOCTORS PROFESSIONAL LIABILITY RRG INC	15893	FOREIGN	6,517,918	4,751,595	1,766,323	737,921
DORINCO REINS CO	33499	FOREIGN	1,568,339,939	964,289,961	604,049,978	307
EASTERN ADVANTAGE ASSUR CO	13019	FOREIGN	71,240,500	54,063,716	17,176,784	29,494
EASTERN ALLIANCE INS CO	10724	FOREIGN	363,692,684	253,293,683	110,399,001	36,179
EASTERN ATLANTIC INS CO	28649	FOREIGN	75,266,005	41,023,950	34,242,055	0
EASTGUARD INS CO	14702	FOREIGN	207,914,879	150,244,541	57,670,338	822,985
ECONOMY FIRE & CAS CO	22926	FOREIGN	503,899,956	132,256,265	371,643,691	0
ECONOMY PREFERRED INS CO	38067	FOREIGN	76,972,130	55,269,192	21,702,938	6,708,055
ECONOMY PREMIER ASSUR CO	40649	FOREIGN	75,897,562	30,840,096	45,057,466	681,613
EDISON INS CO	12482	DOMESTIC	84,053,155	63,003,155	21,050,000	94,047,520
ELECTRIC INS CO	21261	FOREIGN	1,308,443,355	903,892,062	404,551,293	19,962,838
EMC PROP & CAS INS CO	25186	FOREIGN	71,024,291	2,763,694	68,260,597	105,123
EMC REINS CO	40509	FOREIGN	498,932,683	292,110,438	206,822,245	0
EMERGENCY MEDICINE PROFESSIONAL ASR	12003	FOREIGN	15,863,154	7,744,625	8,118,529	1,050
EMERGENCY PHYSICIANS INS EXCHANGE RR	11714	FOREIGN	18,642,580	13,203,713	5,438,867	17,085
EMPIRE FIRE & MARINE INS CO	21326	FOREIGN	58,590,636	19,968,642	38,621,994	39,374,982
EMPIRE IND INS CO	21334	FOREIGN	62,052,665	8,267,695	53,784,970	44,567,591
EMPLOYERS ASSUR CO	25402	DOMESTIC	879,784,979	682,273,339	197,511,640	21,618,226
EMPLOYERS COMPENSATION INS CO	11512	FOREIGN	951,753,416	609,188,466	342,564,950	908,138
EMPLOYERS INS CO OF NV	10640	FOREIGN	548,646,335	350,840,573	197,805,762	0
EMPLOYERS INS CO OF WAUSAU	21458	FOREIGN	6,383,404,331	4,727,417,999	1,655,986,333	27,149,325
EMPLOYERS MUT CAS CO	21415	FOREIGN	3,456,848,590	2,023,106,871	1,433,741,719	3,619,364
EMPLOYERS PREFERRED INS CO	10346	DOMESTIC	1,388,280,697	1,198,228,149	190,052,548	22,393,828
ENDURANCE AMER INS CO	10641	FOREIGN	2,152,782,533	1,605,882,761	546,899,772	0
ENDURANCE AMER SPECIALTY INS CO	41718	FOREIGN	647,843,466	476,394,635	171,448,831	101,903,251
ENDURANCE ASSUR CORP	11551	FOREIGN	2,731,240,015	1,622,502,296	1,108,737,719	41,826,482
EQUITY INS CO	28746	FOREIGN	93,358,761	62,669,199	30,689,562	39,347,783
ESSENT GUAR INC	13634	FOREIGN	2,128,452,727	1,256,347,387	872,105,340	53,500,970
ESSENTIA INS CO	37915	FOREIGN	78,260,038	46,808,830	31,451,208	26,240,989
ESURANCE INS CO	25712	FOREIGN	193,967,421	27,598,146	166,369,275	10,758,112
ESURANCE PROP & CAS INS CO	30210	FOREIGN	104,448,699	62,063,289	42,385,410	176,524,856

**SOURCE: NAIC ANNUAL STATEMENT – EXH. OF ASSETS; EXH. OF LIABILITIES, SURPLUS AND OTHER FUNDS; STATE PAGE**

**AUTHORIZED FLORIDA INSURER FINANCIAL ABSTRACTS, BY NAIC STATEMENT TYPE**

CALENDAR YEAR 2018  
PURSUANT TO SECTION 624.315(1)(a), F.S.

COMPANY	NAIC COMPANY CODE	DOMICILE	NET ADMITTED ASSETS (\$)	LIABILITIES (\$)	CAPITAL AND SURPLUS (\$)	FL DIRECT PREMIUMS WRITTEN (\$)
<b>PROPERTY AND CASUALTY, TOTAL FLORIDA DIRECT PREMIUMS WRITTEN: \$53,709,341,261</b>						
EULER HERMES N AMER INS CO	20516	FOREIGN	508,850,089	330,428,182	178,421,907	28,819,239
EVANSTON INS CO	35378	FOREIGN	4,247,078,361	3,068,643,240	1,178,435,121	158,718,353
EVEREST DENALI INS CO	16044	FOREIGN	52,765,808	26,044,998	26,720,810	857,078
EVEREST IND INS CO	10851	FOREIGN	226,455,652	151,678,677	74,776,975	39,166,851
EVEREST NATL INS CO	10120	FOREIGN	775,787,591	592,023,395	183,764,196	128,907,523
EVEREST PREMIER INS CO	16045	FOREIGN	73,408,678	46,257,426	27,151,252	916,938
EVEREST REINS CO	26921	FOREIGN	11,819,170,986	8,168,576,889	3,650,594,097	4,113,977
EVERGREEN NATL IND CO	12750	FOREIGN	48,969,674	14,541,507	34,428,167	981,201
EVERSPAN INS CO	24961	FOREIGN	240,060,360	926,941	239,133,419	0
EXCESS SHARE INS CORP	10003	FOREIGN	55,162,975	32,674,242	22,488,733	128,777
EXECUTIVE RISK IND INC	35181	FOREIGN	5,520,870,779	3,936,610,105	1,584,260,674	6,098,228
EXECUTIVE RISK SPECIALTY INS CO	44792	FOREIGN	192,729,525	3,040,064	189,689,461	234,902
EXPLORER INS CO	40029	FOREIGN	444,445,123	286,483,548	157,961,575	0
FACTORY MUT INS CO	21482	FOREIGN	18,464,022,450	7,222,755,927	11,241,266,523	118,517,618
FAIR AMER INS & REINS CO	35157	FOREIGN	229,732,427	30,287,595	199,444,832	2,825,704
FAIR AMERICAN SELECT INS CO	15201	FOREIGN	107,978,732	4,960,056	103,018,676	2,105,047
FALLS LAKE FIRE & CAS CO	15884	FOREIGN	126,620,305	76,004,439	50,615,866	399,681
FALLS LAKE NATL INS CO	31925	FOREIGN	405,957,041	311,925,557	94,031,484	6,384,613
FAMILY SECURITY INS CO INC	14432	FOREIGN	157,272,728	115,778,577	41,494,151	121,413,504
FARMERS INS EXCH	21652	FOREIGN	17,016,311,531	12,919,967,248	4,096,344,283	1,458,419
FARMERS MUT HAIL INS CO OF IA	13897	FOREIGN	781,163,404	344,371,049	436,792,355	189,761
FARMERS SPECIALTY INS CO	43699	FOREIGN	48,817,318	30,881,982	17,935,336	0
FARMINGTON CAS CO	41483	FOREIGN	1,076,887,888	790,653,981	286,233,908	19,214
FARMLAND MUT INS CO	13838	FOREIGN	531,082,362	368,208,736	162,873,626	2,584,724
FCCI ADVANTAGE INS CO	12842	DOMESTIC	7,525,081	1,048,267	6,476,814	0
FCCI COMMERCIAL INS CO	33472	DOMESTIC	15,257,260	-2,369,524	17,626,784	0
FCCI INS CO	10178	DOMESTIC	2,094,270,111	1,495,755,452	598,514,659	241,162,218
FD INS CO	12441	DOMESTIC	11,990,244	543,560	11,446,684	279,500
FEDERAL INS CO	20281	FOREIGN	15,689,631,358	10,899,789,505	4,789,841,853	514,898,717
FEDERATED MUT INS CO	13935	FOREIGN	6,185,790,013	2,731,965,365	3,453,824,648	61,229,592
FEDERATED RURAL ELECTRIC INS EXCH	11118	FOREIGN	573,188,763	364,036,065	209,152,698	8,634,025
FEDERATED SERV INS CO	28304	FOREIGN	438,027,072	180,592,531	257,434,542	6,297,316
FEDNAT INS CO	10790	DOMESTIC	574,933,471	413,224,870	161,708,601	472,046,775
FFVA MUT INS CO	10385	DOMESTIC	324,334,930	162,499,694	161,835,236	68,940,262
FFVA SELECT INS CO	16236	DOMESTIC	5,620,594	412,205	5,208,389	0
FHM INS CO	10699	DOMESTIC	65,962,804	34,297,063	31,665,741	20,062,425
FIDELITY & DEPOSIT CO OF MD	39306	FOREIGN	349,290,478	75,580,762	273,709,716	24,054,189
FIDELITY & GUAR INS CO	35386	FOREIGN	19,638,201	1,493,473	18,144,728	-3,074
FIDELITY & GUAR INS UNDERWRITERS INC	25879	FOREIGN	156,887,256	67,966,286	88,920,970	0
FINANCIAL CAS & SURETY INC	35009	FOREIGN	22,502,348	9,269,931	13,232,417	305,744
FINANCIAL PACIFIC INS CO	31453	FOREIGN	260,562,625	158,802,274	101,760,351	0
FINIAL REINS CO	39136	FOREIGN	1,160,171,986	441,187,969	718,984,017	0
FIRE INS EXCH	21660	FOREIGN	2,875,921,471	2,046,175,709	829,745,762	0
FIREMANS FUND INS CO	21873	FOREIGN	1,943,918,202	630,634,343	1,313,283,859	8,768,873
FIRST ACCEPTANCE INS CO INC	10336	FOREIGN	247,171,734	152,420,814	94,750,920	34,572,596
FIRST AMER PROP & CAS INS CO	37710	FOREIGN	90,620,105	56,065,941	34,554,163	2,253,972
FIRST AMER SPECILATY INS CO	34525	FOREIGN	113,601,115	80,684,278	32,916,837	9,650
FIRST COLONIAL INS CO	29980	DOMESTIC	289,760,365	161,744,036	128,016,329	5,457,247
FIRST COMMUNITY INS CO	13990	DOMESTIC	101,616,842	70,811,647	30,805,195	96,567,257
FIRST DAKOTA IND CO	10351	FOREIGN	57,389,704	39,383,864	18,005,840	0
FIRST FIN INS CO	11177	FOREIGN	545,691,683	115,208,439	430,483,244	130,207
FIRST FLORIDIAN AUTO & HOME INS CO	10647	DOMESTIC	246,659,110	64,161,695	182,497,414	48,767,133
FIRST GUARD INS CO	10676	FOREIGN	36,631,776	3,027,469	33,604,307	1,152,325

**SOURCE: NAIC ANNUAL STATEMENT – EXH. OF ASSETS; EXH. OF LIABILITIES, SURPLUS AND OTHER FUNDS; STATE PAGE**

**AUTHORIZED FLORIDA INSURER FINANCIAL ABSTRACTS, BY NAIC STATEMENT TYPE**

CALENDAR YEAR 2018  
PURSUANT TO SECTION 624.315(1)(a), F.S.

COMPANY	NAIC COMPANY CODE	DOMICILE	NET ADMITTED ASSETS (\$)	LIABILITIES (\$)	CAPITAL AND SURPLUS (\$)	FL DIRECT PREMIUMS WRITTEN (\$)
<b>PROPERTY AND CASUALTY, TOTAL FLORIDA DIRECT PREMIUMS WRITTEN: \$53,709,341,261</b>						
FIRST LIBERTY INS CORP	33588	FOREIGN	22,754,537	84,930	22,669,606	43,343,979
FIRST MERCURY INS CO	10657	FOREIGN	70,744,293	6,827,679	63,916,614	7,381,230
FIRST NATL INS CO OF AMER	24724	FOREIGN	59,400,669	908,126	58,492,543	6,595,854
FIRST NONPROFIT INS CO	10859	FOREIGN	18,007,932	2,983,161	15,024,771	1,716,426
FIRST PROFESSIONALS INS CO	33383	DOMESTIC	203,559,088	46,081,071	157,478,017	0
FIRST PROTECTIVE INS CO	10897	DOMESTIC	188,374,429	124,293,981	64,080,447	317,957,573
FIRST SPECIALTY INS CORP	34916	FOREIGN	193,231,674	112,241,905	80,989,769	40,311,985
FLORIDA FAMILY HOME INS CO	13648	DOMESTIC	32,560,614	15,437,039	17,123,575	0
FLORIDA FAMILY INS CO	10688	DOMESTIC	102,449,994	46,893,022	55,556,968	105,827,653
FLORIDA FARM BUR GEN INS CO	21817	DOMESTIC	14,016,698	3,016,864	10,999,834	234,930,164
FLORIDA FARM BUREAU CAS INS CO	31216	DOMESTIC	557,579,307	276,372,281	281,207,026	103,291,106
FLORIDA LAWYERS MUT INS CO	34150	DOMESTIC	93,661,938	36,802,734	56,859,204	15,695,121
FLORIDA PENINSULA INS CO	10132	DOMESTIC	287,544,857	189,597,240	97,947,617	229,549,882
FLORISTS INS CO	33278	FOREIGN	5,563,652	446,566	5,117,086	1,849,558
FLORISTS MUT INS CO	13978	FOREIGN	133,813,806	106,167,173	27,646,634	3,965,481
FMH AG RISK INS CO	36781	FOREIGN	122,322,065	8,956,746	113,365,319	10,896
FOREMOST INS CO GRAND RAPIDS MI	11185	FOREIGN	2,393,673,774	1,190,338,366	1,203,335,408	73,790,494
FOREMOST PROP & CAS INS CO	11800	FOREIGN	59,824,154	41,179,756	18,644,398	18,608,981
FOREMOST SIGNATURE INS CO	41513	FOREIGN	46,185,570	25,666,329	20,519,242	4,331,264
FORESTRY MUT INS CO	10941	FOREIGN	63,868,583	36,035,155	27,833,428	0
FORTRESS INS CO	10801	FOREIGN	141,663,475	74,143,511	67,519,964	2,451,590
FOUNDERS INS CO	14249	FOREIGN	174,426,525	99,016,935	75,409,590	219,753
FRANK WINSTON CRUM INS CO	11600	DOMESTIC	129,011,167	105,625,735	23,385,432	24,915,602
FRANKENMUTH MUT INS CO	13986	FOREIGN	1,440,140,514	799,239,545	640,900,969	1,329,737
FRANKLIN CAS INS CO RRG	10842	FOREIGN	34,726,057	29,660,710	5,065,347	7,000
FREEDOM SPECIALTY INS CO	22209	FOREIGN	69,546,041	46,635,735	22,910,306	4,922,932
FRONTLINE INS UNLIMITED CO	10074	FOREIGN	40,039,493	14,036,315	26,003,179	26,628,422
GABLES RRG INC	14032	FOREIGN	10,600,876	4,568,062	6,032,814	3,683,775
GARRISON PROP & CAS INS CO	21253	FOREIGN	2,588,112,337	1,679,294,547	908,817,790	164,656,626
GATEWAY INS CO	28339	FOREIGN	67,285,186	57,049,734	10,235,452	0
GEICO CAS CO	41491	FOREIGN	3,932,362,388	2,702,064,399	1,230,297,989	0
GEICO GEN INS CO	35882	FOREIGN	209,546,307	39,623,151	169,923,156	2,950,547,815
GEICO IND CO	22055	FOREIGN	10,106,132,518	4,077,266,319	6,028,866,198	1,435,918,676
GEICO MARINE INS CO	37923	FOREIGN	161,896,961	91,366,249	70,530,712	84,004,496
GEMINI INS CO	10833	FOREIGN	111,459,220	52,394,097	59,065,122	28,416,103
GENERAL CAS CO OF WI	24414	FOREIGN	889,334,986	634,832,532	254,502,454	1,628,460
GENERAL INS CO OF AMER	24732	FOREIGN	111,630,411	2,749,579	108,880,833	1,876,099
GENERAL REINS CORP	22039	FOREIGN	16,067,172,424	5,517,028,046	10,550,144,378	0
GENERAL SECURITY IND CO OF AZ	20559	FOREIGN	406,885,119	357,201,871	49,683,248	37,617,810
GENERAL SECURITY NATL INS CO	39322	FOREIGN	439,098,553	329,213,094	109,885,459	2,152,875
GENERAL STAR IND CO	37362	FOREIGN	917,501,795	278,957,958	638,543,837	18,126,984
GENERAL STAR NATL INS CO	11967	FOREIGN	231,162,607	48,208,367	182,954,240	2,562,040
GENERALI US BRANCH	11231	FOREIGN	71,411,155	36,108,748	35,302,407	9,802,575
GENESIS INS CO	38962	FOREIGN	178,514,521	64,340,080	114,174,441	505,554
GENWORTH FINANCIAL ASSUR CORP	37095	FOREIGN	9,973,284	77,844	9,895,440	0
GENWORTH MORTGAGE INS CORP	38458	FOREIGN	3,573,525,297	2,192,964,969	1,380,560,328	49,576,819
GENWORTH MORTGAGE INS CORP OF NC	16675	FOREIGN	435,272,955	210,508,288	224,764,667	0
GEOVERA SPECIALTY INS CO	10182	FOREIGN	98,513,935	78,305,024	20,208,911	74,048,526
GLOBAL LIBERTY INS CO OF NY	11092	FOREIGN	58,407,910	49,374,215	9,033,695	3,225,058
GOLDEN BEAR INS CO	39861	FOREIGN	186,391,927	130,031,317	56,360,610	528,827
GOLDEN INS CO RRG	11145	FOREIGN	13,542,771	11,613,056	1,929,715	59,704
GOTHAM INS CO	25569	FOREIGN	364,298,859	280,435,423	83,863,436	3,828,467
GOVERNMENT EMPLOYEES INS CO	22063	FOREIGN	32,565,318,014	12,799,245,923	19,766,072,091	833,199,885

SOURCE: NAIC ANNUAL STATEMENT – EXH. OF ASSETS; EXH. OF LIABILITIES, SURPLUS AND OTHER FUNDS; STATE PAGE

**AUTHORIZED FLORIDA INSURER FINANCIAL ABSTRACTS, BY NAIC STATEMENT TYPE**

CALENDAR YEAR 2018  
PURSUANT TO SECTION 624.315(1)(a), F.S.

COMPANY	NAIC COMPANY CODE	DOMICILE	NET ADMITTED ASSETS (\$)	LIABILITIES (\$)	CAPITAL AND SURPLUS (\$)	FL DIRECT PREMIUMS WRITTEN (\$)
<b>PROPERTY AND CASUALTY, TOTAL FLORIDA DIRECT PREMIUMS WRITTEN: \$53,709,341,261</b>						
GOVERNMENT TECHNOLOGY INS CO RRG INC	13973	FOREIGN	1,422,856	474,732	948,124	0
GRANADA INS CO	16870	DOMESTIC	49,344,193	33,423,048	15,921,145	84,445,930
GRANITE RE INC	26310	FOREIGN	102,782,773	60,817,558	41,965,215	299,779
GRANITE STATE INS CO	23809	FOREIGN	39,902,983	5,028,075	34,874,908	22,747,935
GRAPHIC ARTS MUT INS CO	25984	FOREIGN	164,467,035	100,865,387	63,601,648	233,945
GRAY INS CO	36307	FOREIGN	318,688,266	190,941,816	127,746,450	3,777,742
GREAT AMER ALLIANCE INS CO	26832	FOREIGN	29,546,869	1,062,554	28,484,315	11,195,452
GREAT AMER ASSUR CO	26344	FOREIGN	18,802,963	9,505	18,793,458	55,246,226
GREAT AMER CAS INS CO	39896	FOREIGN	11,799,701	502,137	11,297,564	0
GREAT AMER CONTEMPORARY INS CO	10646	FOREIGN	10,896,415	2,039	10,894,376	0
GREAT AMER E&S INS CO	37532	FOREIGN	49,953,266	1,069,691	48,883,576	38,700,461
GREAT AMER FIDELITY INS CO	41858	FOREIGN	50,143,472	1,066,657	49,076,815	1,011,655
GREAT AMER INS CO	16691	FOREIGN	8,026,095,036	6,120,178,103	1,905,916,933	96,273,881
GREAT AMER INS CO OF NY	22136	FOREIGN	102,371,796	2,125,535	100,246,261	19,591,715
GREAT AMER SECURITY INS CO	31135	FOREIGN	15,748,413	4,629	15,743,784	0
GREAT AMER SPIRIT INS CO	33723	FOREIGN	17,340,911	6,951	17,333,960	2,160,225
GREAT DIVIDE INS CO	25224	FOREIGN	280,509,283	210,290,948	70,218,336	19,271,516
GREAT MIDWEST INS CO	18694	FOREIGN	220,482,268	91,293,426	129,188,842	6,055,464
GREAT NORTHERN INS CO	20303	FOREIGN	613,059,822	228,072,374	384,987,448	24,460,097
GREAT PLAINS CAS INC	12982	FOREIGN	23,913,205	1,803,168	22,110,037	0
GREAT WEST CAS CO	11371	FOREIGN	2,196,963,270	1,583,930,645	613,032,625	15,219,096
GREEN HILLS INS CO RRG	11941	FOREIGN	11,769,126	6,858,893	4,910,233	403,494
GREENWICH INS CO	22322	FOREIGN	1,462,748,129	1,029,239,645	433,508,484	56,485,873
GUARANTEE CO OF N AMER USA	36650	FOREIGN	249,549,181	49,626,979	199,922,202	3,641,155
GUIDEONE AMER INS CO	42331	FOREIGN	13,917,480	2,702,011	11,215,469	543,363
GUIDEONE ELITE INS CO	42803	FOREIGN	29,921,159	3,924,384	25,996,775	16,908,411
GUIDEONE MUT INS CO	15032	FOREIGN	1,027,262,646	673,305,808	353,956,838	27,025,865
GUIDEONE NATL INS CO	14167	FOREIGN	58,222,977	8,634,971	49,588,006	12,513,460
GUIDEONE SPECIALTY MUT INS CO	14559	FOREIGN	226,678,327	148,088,240	78,590,087	4,935,499
GUILFORD INS CO	10956	FOREIGN	369,109,228	104,720,063	264,389,166	0
GULF UNDERWRITERS INS CO	42811	FOREIGN	55,365,173	205,394	55,159,779	0
GULFSTREAM PROP & CAS INS CO	12237	DOMESTIC	110,847,878	80,453,040	30,394,838	110,367,960
HALLMARK INS CO	34037	FOREIGN	291,558,450	188,951,348	102,607,102	3,859,920
HALLMARK NATL INS CO	19530	FOREIGN	83,889,400	57,343,173	26,546,227	0
HALLMARK SPECIALTY INS CO	26808	FOREIGN	253,401,959	192,429,592	60,972,367	21,462,801
HANOVER AMER INS CO	36064	FOREIGN	29,452,089	960	29,451,129	13,337,625
HANOVER INS CO	22292	FOREIGN	8,092,251,053	5,925,188,488	2,167,062,565	36,134,422
HARCO NATL INS CO	26433	FOREIGN	524,557,314	370,002,896	154,554,418	27,864,149
HARLEYSVILLE INS CO	23582	FOREIGN	149,368,464	120,725,664	28,642,800	842,595
HARLEYSVILLE PREFERRED INS CO	35696	FOREIGN	113,499,333	61,126,749	52,372,584	821,214
HARLEYSVILLE WORCESTER INS CO	26182	FOREIGN	162,535,125	101,570,966	60,964,159	741,980
HARTFORD ACCIDENT & IND CO	22357	FOREIGN	11,860,205,540	9,007,699,421	2,852,506,120	20,399,372
HARTFORD CAS INS CO	29424	FOREIGN	2,391,611,800	1,497,757,325	893,854,475	75,806,477
HARTFORD FIRE INS CO	19682	FOREIGN	21,732,043,887	13,076,831,793	8,655,212,094	108,996,257
HARTFORD INS CO OF THE MIDWEST	37478	FOREIGN	658,482,275	131,130,367	527,351,909	119,588,959
HARTFORD INS CO OF THE SOUTHEAST	38261	FOREIGN	195,886,134	131,909,799	63,976,335	42,789,140
HARTFORD STEAM BOIL INSPEC & INS CO	11452	FOREIGN	1,456,830,487	874,748,206	582,082,281	5,086,883
HARTFORD STEAM BOIL INSPEC INS CO CT	29890	FOREIGN	15,618,383	2,601,594	13,016,789	0
HARTFORD UNDERWRITERS INS CO	30104	FOREIGN	1,682,544,895	1,094,611,715	587,933,180	130,971,406
HDI GLOBAL INS CO	41343	FOREIGN	479,771,317	326,007,994	153,763,323	14,436,818
HDI SPECIALTY INS CO	16131	FOREIGN	129,433,215	82,055,306	47,377,909	2,688,803
HEALTH CARE CAS RRG INC	12236	FOREIGN	6,800,625	3,963,207	2,837,418	0
HEALTH CARE IND INC	35904	FOREIGN	293,461,359	185,640,887	107,820,472	6,341,464

SOURCE: NAIC ANNUAL STATEMENT – EXH. OF ASSETS; EXH. OF LIABILITIES, SURPLUS AND OTHER FUNDS; STATE PAGE

**AUTHORIZED FLORIDA INSURER FINANCIAL ABSTRACTS, BY NAIC STATEMENT TYPE**

CALENDAR YEAR 2018  
PURSUANT TO SECTION 624.315(1)(a), F.S.

COMPANY	NAIC COMPANY CODE	DOMICILE	NET ADMITTED ASSETS (\$)	LIABILITIES (\$)	CAPITAL AND SURPLUS (\$)	FL DIRECT PREMIUMS WRITTEN (\$)
<b>PROPERTY AND CASUALTY, TOTAL FLORIDA DIRECT PREMIUMS WRITTEN: \$53,709,341,261</b>						
HEALTHCARE PROFESSIONAL RRG INC	16383	FOREIGN	2,356,294	1,105,270	1,251,024	902,579
HEALTHCARE UNDERWRITERS GRP INC	12233	FOREIGN	31,059,603	8,496,637	22,562,966	7,611,210
HERITAGE CAS INS CO	32077	FOREIGN	15,516,405	92,517	15,423,888	0
HERITAGE IND CO	39527	FOREIGN	21,512,520	2,788,244	18,724,276	4,274,832
HERITAGE PROP & CAS INS CO	14407	DOMESTIC	650,602,009	476,839,658	173,762,351	509,648,869
HIGHMARK CAS INS CO	35599	FOREIGN	293,133,930	103,864,783	189,269,147	0
HISCOX INS CO INC	10200	FOREIGN	577,623,458	399,334,553	178,288,905	36,522,155
HOMELAND INS CO OF NY	34452	FOREIGN	117,843,817	1,119,696	116,724,121	11,757,741
HOMEOWNERS CHOICE PROP & CAS INS CO	12944	DOMESTIC	366,817,537	217,741,519	149,076,018	325,011,465
HOMESITE INS CO	17221	FOREIGN	171,651,407	82,945,308	88,706,099	18,627,813
HOMESITE INS CO OF THE MIDWEST	13927	FOREIGN	350,178,250	246,755,758	103,422,492	0
HORACE MANN INS CO	22578	FOREIGN	541,819,571	366,835,951	174,983,620	3,513,105
HORACE MANN PROP & CAS INS CO	22756	FOREIGN	297,794,005	184,868,959	112,925,046	24,255,346
HOSPITALITY RRG INC	16038	FOREIGN	9,706,397	8,669,670	1,036,727	1,661,319
HOUSING AUTHORITY PROP A MUT CO	10069	FOREIGN	190,069,542	65,862,472	124,207,070	0
HOUSING AUTHORITY RRG INC	26797	FOREIGN	318,350,479	128,250,979	190,099,501	1,109,277
HOUSING ENTERPRISE INS CO INC	11206	FOREIGN	84,831,806	47,413,932	37,417,874	455,530
HOUSING SPECIALTY INS CO INC	15381	FOREIGN	23,756,170	1,291,536	22,464,634	1,998,511
HOUSTON CAS CO	42374	FOREIGN	3,437,497,771	1,422,582,209	2,014,915,562	21,702,342
HOUSTON SPECIALTY INS CO	12936	FOREIGN	496,504,144	232,215,362	264,288,782	19,986,644
HSB SPECIALTY INS CO	14438	FOREIGN	54,327,437	4,288,803	50,038,634	48,401
HUDSON EXCESS INS CO	14484	FOREIGN	100,265,098	37,257,882	63,007,216	4,044,913
HUDSON INS CO	25054	FOREIGN	1,363,032,602	921,539,457	441,493,145	32,507,494
HUDSON SPECIALTY INS CO	37079	FOREIGN	376,529,608	175,102,418	201,427,190	16,354,673
ICI MUT INS CO RRG	11268	FOREIGN	360,197,536	88,032,337	272,165,199	52,450
ILLINOIS INS CO	35246	FOREIGN	68,291,449	33,352,062	34,939,387	6,182,818
ILLINOIS NATL INS CO	23817	FOREIGN	58,393,312	15,787,866	42,605,447	52,677,689
ILLINOIS UNION INS CO	27960	FOREIGN	362,582,245	224,925,519	137,656,726	31,626,687
IMPERIAL FIRE & CAS INS CO	44369	FOREIGN	87,360,906	63,165,766	24,195,139	123,024,133
IMPERIUM INS CO	35408	FOREIGN	407,957,041	226,654,581	181,302,460	25,670,928
INDEMNITY INS CO OF NORTH AMER	43575	FOREIGN	346,437,189	193,550,334	152,886,855	54,180,842
INDEMNITY NATL INS CO	18468	FOREIGN	125,758,467	53,219,642	72,538,825	0
INDEPENDENCE AMER INS CO	26581	FOREIGN	126,509,605	43,523,988	82,985,617	7,464,386
INDEPENDENT SPECIALTY INS CO	39640	FOREIGN	81,096,197	28,756,795	52,339,402	20,895,562
INDIAN HARBOR INS CO	36940	FOREIGN	300,094,809	246,835,725	53,259,084	163,405,240
INDIANA INS CO	22659	FOREIGN	69,702,567	820,301	68,882,265	0
INDIANA LUMBERMENS MUT INS CO	14265	FOREIGN	58,902,244	42,928,815	15,973,429	0
INFINITY ASSUR INS CO	39497	FOREIGN	7,115,743	1,471,428	5,644,315	27,757,392
INFINITY AUTO INS CO	11738	FOREIGN	9,635,263	1,933,987	7,701,276	244,163,120
INFINITY CAS INS CO	21792	FOREIGN	7,646,811	1,460,837	6,185,974	0
INFINITY IND INS CO	10061	FOREIGN	6,164,535	1,491,060	4,673,475	117,158,118
INFINITY INS CO	22268	FOREIGN	933,743,420	724,681,936	209,061,484	2,911,947
INFINITY SELECT INS CO	20260	FOREIGN	6,763,761	1,478,772	5,284,989	0
INFINITY STANDARD INS CO	12599	FOREIGN	7,147,495	1,434,902	5,712,593	0
INSURANCE CO OF N AMER	22713	FOREIGN	357,319,881	14,180,716	343,139,165	389,627
INSURANCE CO OF THE STATE OF PA	19429	FOREIGN	215,344,551	156,275,326	59,069,226	57,108,486
INSURANCE CO OF THE WEST	27847	FOREIGN	2,788,143,883	1,678,797,386	1,109,346,497	38,183,267
INTEGON CAS INS CO	27930	FOREIGN	16,863,349	10,257,935	6,605,414	0
INTEGON GEN INS CORP	22780	FOREIGN	115,705,748	108,736,578	6,969,170	498,756
INTEGON IND CORP	22772	FOREIGN	207,250,259	177,207,988	30,042,271	48,356,277
INTEGON NATL INS CO	29742	FOREIGN	4,183,411,803	3,163,365,843	1,020,045,960	53,802,688
INTEGON PREFERRED INS CO	31488	FOREIGN	73,496,218	66,521,004	6,975,214	88,537,721
INTERINS EXCH OF THE AUTOMOBILE CLUB	15598	FOREIGN	10,694,767,864	4,098,718,660	6,596,049,204	0

SOURCE: NAIC ANNUAL STATEMENT – EXH. OF ASSETS; EXH. OF LIABILITIES, SURPLUS AND OTHER FUNDS; STATE PAGE

**AUTHORIZED FLORIDA INSURER FINANCIAL ABSTRACTS, BY NAIC STATEMENT TYPE**

CALENDAR YEAR 2018  
PURSUANT TO SECTION 624.315(1)(a), F.S.

COMPANY	NAIC COMPANY CODE	DOMICILE	NET ADMITTED ASSETS (\$)	LIABILITIES (\$)	CAPITAL AND SURPLUS (\$)	FL DIRECT PREMIUMS WRITTEN (\$)
<b>PROPERTY AND CASUALTY, TOTAL FLORIDA DIRECT PREMIUMS WRITTEN: \$53,709,341,261</b>						
INTERNATIONAL FIDELITY INS CO	11592	FOREIGN	228,149,623	132,274,413	95,875,210	5,937,107
INTERSTATE FIRE & CAS CO	22829	FOREIGN	134,799,793	62,236,935	72,562,858	26,696,642
INTREPID INS CO	10749	FOREIGN	37,938,600	6,973,869	30,964,731	746,707
IRONSHORE IND INC	23647	FOREIGN	235,373,110	146,950,157	88,422,956	12,549,110
IRONSHORE SPECIALTY INS CO	25445	FOREIGN	538,469,527	310,218,099	228,251,430	125,794,382
ISMIE IND CO	11084	FOREIGN	54,413,316	2,234,655	52,178,662	291,615
ISMIE MUT INS CO	32921	FOREIGN	1,352,720,540	654,762,451	697,958,088	0
JAMES RIVER INS CO	12203	FOREIGN	758,325,292	610,689,066	147,636,226	47,918,090
JEFFERSON INS CO	11630	FOREIGN	521,743,992	156,835,602	364,908,390	56,078,940
JEWELERS MUT INS CO S I	14354	FOREIGN	463,994,140	168,815,733	295,178,407	27,869,550
JM SPECIALTY INS CO	16116	FOREIGN	15,050,727	150,548	14,900,179	0
JM WOODWORTH RRG INC	12594	FOREIGN	4,590,372	3,432,229	1,158,143	0
JOURNEY INS CO	16423	DOMESTIC	60,462,739	150,538	60,312,201	0
KEY RISK INS CO	10885	FOREIGN	46,578,478	13,820,684	32,757,794	112,697
KINGSWAY AMIGO INS CO	21300	DOMESTIC	4,901,505	2,300,840	2,600,665	0
KINSALE INS CO	38920	FOREIGN	667,863,955	434,364,292	233,499,664	32,414,036
KNIGHT SPECIALTY INS CO	15366	FOREIGN	148,546,926	99,628,165	48,918,761	9,158,633
KNIGHTBROOK INS CO	13722	FOREIGN	144,065,580	71,591,070	72,474,510	276,269
LAFAYETTE INS CO	18295	FOREIGN	225,712,390	134,229,622	91,482,768	0
LANCER IND CO	38148	FOREIGN	22,328,552	10,302,318	12,026,234	1,419,018
LANCER INS CO	26077	FOREIGN	717,181,343	502,404,600	214,776,743	23,658,017
LANDMARK AMER INS CO	33138	FOREIGN	325,535,433	179,420,628	146,114,805	79,182,719
LEXINGTON INS CO	19437	FOREIGN	19,883,588,776	15,260,198,245	4,623,390,531	407,253,282
LEXINGTON NATL INS CORP	37940	DOMESTIC	66,733,732	46,982,338	19,751,394	1,591,679
LEXON INS CO	13307	FOREIGN	273,323,476	204,504,214	68,819,262	4,926,590
LIBERTY INS CORP	42404	FOREIGN	256,038,541	6,434,185	249,604,356	47,472,010
LIBERTY INS UNDERWRITERS INC	19917	FOREIGN	284,533,390	147,513,196	137,020,194	151,881,674
LIBERTY MUT FIRE INS CO	23035	FOREIGN	6,545,646,258	4,860,608,526	1,685,037,732	170,980,121
LIBERTY MUT INS CO	23043	FOREIGN	48,830,564,857	32,465,234,407	16,365,330,449	92,565,712
LIBERTY MUT MID ATLANTIC INS CO	14486	FOREIGN	21,391,390	351,340	21,040,051	0
LIBERTY MUT PERSONAL INS CO	12484	FOREIGN	13,001,417	18,450	12,982,967	0
LIBERTY SURPLUS INS CORP	10725	FOREIGN	183,935,820	73,768,219	110,167,602	21,414,735
LION INS CO	11075	DOMESTIC	282,175,285	179,216,754	102,958,531	13,696,748
LM GEN INS CO	36447	FOREIGN	11,666,951	612,262	11,054,690	221,696,040
LM INS CORP	33600	FOREIGN	124,502,525	5,443,333	119,059,191	30,405,802
LM PROP & CAS INS CO	32352	FOREIGN	63,568,429	28,232,625	35,335,802	0
LONE STAR ALLIANCE RRG	15211	FOREIGN	19,214,072	15,751,074	3,462,998	4,211,630
LYNDON SOUTHERN INS CO	10051	FOREIGN	237,184,751	176,017,970	61,166,781	77,058,621
MACHINERY INS INC ASSESSABLE MUT CO	33502	DOMESTIC	3,535,227	565,149	2,970,078	326,658
MAG MUT INS CO	42617	FOREIGN	1,670,020,146	889,307,015	780,713,131	68,293,049
MAIDEN REINS N AMER INC	11054	FOREIGN	1,312,928,398	959,500,153	353,428,245	0
MAIN ST AMER ASSUR CO	29939	DOMESTIC	41,978,756	446,561	41,532,195	2,046,636
MAIN STREET AMER PROTECTION INS CO	13026	DOMESTIC	23,659,506	97,844	23,561,662	16,435,291
MAISON INS CO	14568	FOREIGN	116,968,020	71,391,241	45,576,779	6,718,762
MANUFACTURERS ALLIANCE INS CO	36897	FOREIGN	235,437,478	163,232,485	72,204,993	7,558,875
MAPFRE INS CO	23876	FOREIGN	80,988,939	59,157,767	21,831,173	0
MAPFRE INS CO OF FL	34932	DOMESTIC	106,873,058	76,195,354	30,677,703	54,482,075
MARATHON FIN INS CO INC RRG	11117	FOREIGN	4,887,925	3,108,202	1,779,724	0
MARKEL AMER INS CO	28932	FOREIGN	838,216,849	656,772,791	181,444,058	39,775,152
MARKEL GLOBAL REINS CO	10829	FOREIGN	2,371,686,720	1,530,736,089	840,950,631	0
MARKEL INS CO	38970	FOREIGN	2,465,082,039	1,272,681,343	1,192,400,696	61,011,275
MASSACHUSETTS BAY INS CO	22306	FOREIGN	65,793,902	19,845	65,774,057	15,473,157
MAXUM CAS INS CO	10784	FOREIGN	26,206,775	7,967,006	18,239,769	0

SOURCE: NAIC ANNUAL STATEMENT – EXH. OF ASSETS; EXH. OF LIABILITIES, SURPLUS AND OTHER FUNDS; STATE PAGE

**AUTHORIZED FLORIDA INSURER FINANCIAL ABSTRACTS, BY NAIC STATEMENT TYPE**

CALENDAR YEAR 2018  
PURSUANT TO SECTION 624.315(1)(a), F.S.

COMPANY	NAIC COMPANY CODE	DOMICILE	NET ADMITTED ASSETS (\$)	LIABILITIES (\$)	CAPITAL AND SURPLUS (\$)	FL DIRECT PREMIUMS WRITTEN (\$)
<b>PROPERTY AND CASUALTY, TOTAL FLORIDA DIRECT PREMIUMS WRITTEN: \$53,709,341,261</b>						
MAXUM IND CO	26743	FOREIGN	138,352,807	29,702,077	108,650,730	18,650,330
MBIA INS CORP	12041	FOREIGN	235,892,580	-120,048,424	355,941,004	263,353
MCIC VT A RECIP RRG	10697	FOREIGN	1,807,865,533	1,247,897,832	559,967,701	9,406,956
MEDCHOICE RRG INC	15738	FOREIGN	6,922,503	5,059,731	1,862,772	351,299
MEDICAL MUT INS CO OF NC	32522	FOREIGN	620,073,438	316,982,393	303,091,045	18,987
MEDICAL PROFESSIONAL MUT INS CO	10206	FOREIGN	3,298,338,124	1,711,700,799	1,586,637,326	0
MEDICAL PROTECTIVE CO	11843	FOREIGN	3,204,062,972	1,265,587,908	1,938,475,064	47,172,369
MEDICAL SECURITY INS CO	33090	FOREIGN	27,574,398	9,633,687	17,940,711	995,000
MEDICUS INS CO	12754	FOREIGN	11,325,959	2,891,028	8,434,931	0
MEDMAL DIRECT INS CO	13793	DOMESTIC	40,331,971	25,937,409	14,394,562	14,358,272
MEDMARC CAS INS CO	22241	FOREIGN	261,996,481	90,164,261	171,832,219	4,931,814
MEMIC CAS CO	14164	FOREIGN	91,120,832	50,248,825	40,872,007	669,186
MEMIC IND CO	11030	FOREIGN	604,479,538	444,233,603	160,245,935	24,968,440
MENDOTA INS CO	33650	FOREIGN	94,291,827	68,629,498	25,662,330	30,663,725
MENTAL HLTH RRG	44237	FOREIGN	31,280,366	14,454,261	16,826,105	2,165,574
MERASTAR INS CO	31968	FOREIGN	42,080,503	34,264,465	7,816,038	779,626
MERCER INS CO	14478	FOREIGN	282,710,067	172,335,996	110,374,071	15,000
MERCHANTS BONDING CO A MUT	14494	FOREIGN	226,033,865	91,292,340	134,741,525	4,866,571
MERCHANTS NATL BONDING INC	11595	FOREIGN	39,519,528	22,298,105	17,221,423	2,145,458
MERCURY CAS CO	11908	FOREIGN	1,919,527,763	970,928,529	948,599,234	0
MERCURY IND CO OF AMER	11201	DOMESTIC	51,842,002	13,159,986	38,682,016	140,333,195
MERCURY INS CO OF FL	11202	DOMESTIC	39,373,112	58,780	39,314,332	-3,266
MERIDIAN SECURITY INS CO	23353	FOREIGN	155,274,635	80,696,636	74,577,999	0
MERITPLAN INS CO	24821	FOREIGN	13,628,374	170,216	13,458,158	0
MESA UNDERWRITERS SPECIALTY INS CO	36838	FOREIGN	368,230,894	276,687,829	91,543,065	15,702,771
METROMILE INS CO	16187	FOREIGN	63,823,859	46,250,459	17,573,400	0
METROPOLITAN CAS INS CO	40169	FOREIGN	235,578,117	165,978,047	69,600,070	164,433,880
METROPOLITAN DRT PROP & CAS INS CO	25321	FOREIGN	176,721,486	130,065,654	46,655,832	0
METROPOLITAN GEN INS CO	39950	FOREIGN	43,346,235	5,663,570	37,682,665	3,004,204
METROPOLITAN GRP PROP & CAS INS CO	34339	FOREIGN	720,349,099	322,639,930	397,709,169	186
METROPOLITAN PROP & CAS INS CO	26298	FOREIGN	6,842,386,568	4,520,344,648	2,322,041,920	4,226,442
MGA INS CO INC	40150	FOREIGN	332,595,786	223,434,903	109,160,883	54,600,344
MGIC ASSUR CORP GEN ACCOUNT	22594	FOREIGN	51,341,548	1,584,651	49,756,897	0
MGIC IND CORP	18740	FOREIGN	151,894,576	54,950,924	96,943,652	1,153,924
MIC GEN INS CORP	38660	FOREIGN	60,265,397	29,367,384	30,898,014	-111,458
MIC PROP & CAS INS CORP	38601	FOREIGN	103,375,211	47,477,330	55,897,881	10,347,779
MICHIGAN COMMERCIAL INS MUT	10998	FOREIGN	74,471,203	58,082,507	16,388,694	15,888,803
MID CENTURY INS CO	21687	FOREIGN	7,003,468,951	3,218,365,102	3,785,103,849	35,963
MID CONTINENT ASSUR CO	15380	FOREIGN	21,071,732	3,336	21,068,396	0
MID CONTINENT CAS CO	23418	FOREIGN	540,750,616	363,874,399	176,876,217	5,217,719
MID CONTINENT EXCESS AND SURPLUS INS	13794	FOREIGN	18,947,787	504,426	18,443,361	190,956
MIDDLESEX INS CO	23434	FOREIGN	791,312,519	548,024,540	243,287,979	1,355,448
MIDVALE IND CO	27138	FOREIGN	59,133,694	45,390,119	13,743,575	2,796,638
MIDWEST EMPLOYERS CAS CO	23612	FOREIGN	153,322,994	45,057,772	108,265,223	5,305,997
MINNESOTA LAWYERS MUT INS CO	42234	FOREIGN	191,694,210	87,040,410	104,653,800	0
MISSISSIPPI FARM BUREAU CAS INS CO	27669	FOREIGN	466,382,539	142,413,838	323,968,701	569,195
MITSUI SUMITOMO INS CO OF AMER	20362	FOREIGN	1,013,786,745	636,114,288	377,672,457	10,247,522
MITSUI SUMITOMO INS USA INC	22551	FOREIGN	145,497,500	77,469,944	68,027,556	7,502,633
MMIC RRG INC	14062	FOREIGN	708,859	20,553	688,306	13,427
MONARCH NATL INS CO	15715	DOMESTIC	35,533,202	18,721,757	16,811,445	13,038,298
MONROE GUAR INS CO	32506	FOREIGN	53,908,098	-1,266,666	55,174,764	31,228,872
MONTGOMERY MUT INS CO	14613	FOREIGN	57,025,462	3,211,876	53,813,586	0
MORTGAGE GUAR INS CORP	29858	FOREIGN	4,974,334,147	3,292,999,126	1,681,335,021	82,838,784

SOURCE: NAIC ANNUAL STATEMENT – EXH. OF ASSETS; EXH. OF LIABILITIES, SURPLUS AND OTHER FUNDS; STATE PAGE



**AUTHORIZED FLORIDA INSURER FINANCIAL ABSTRACTS, BY NAIC STATEMENT TYPE**

CALENDAR YEAR 2018  
PURSUANT TO SECTION 624.315(1)(a), F.S.

COMPANY	NAIC COMPANY CODE	DOMICILE	NET ADMITTED ASSETS (\$)	LIABILITIES (\$)	CAPITAL AND SURPLUS (\$)	FL DIRECT PREMIUMS WRITTEN (\$)
<b>PROPERTY AND CASUALTY, TOTAL FLORIDA DIRECT PREMIUMS WRITTEN: \$53,709,341,261</b>						
MOTORS INS CORP	22012	FOREIGN	1,906,891,381	1,144,216,066	762,675,315	40,730,524
MOUNT VERNON FIRE INS CO	26522	FOREIGN	701,434,945	170,353,291	531,081,657	29,102,805
MOUNT VERNON SPECIALTY INS CO	14420	FOREIGN	55,624,960	2,067,300	53,557,661	181,382
MOUNTAIN LAKE RRG INC	13812	FOREIGN	1,545,732	543,426	1,002,306	0
MOUNTAIN LAUREL RRG INC	11547	FOREIGN	19,078,587	10,667,230	8,411,357	0
MSA INS CO	11066	FOREIGN	19,219,452	114,035	19,105,417	5,507,660
MT HAWLEY INS CO	37974	FOREIGN	1,036,027,371	566,382,740	469,644,631	51,994,706
MUNICH REINS AMER INC	10227	FOREIGN	18,155,478,849	14,436,744,060	3,718,734,789	0
MUNICIPAL ASSUR COR	13559	FOREIGN	735,763,050	414,834,176	320,928,874	0
NASW RRG INC	14366	FOREIGN	18,476,800	5,987,966	12,488,835	373,276
NATIONAL AMER INS CO	23663	FOREIGN	245,170,522	170,800,236	74,370,286	383,641
NATIONAL AMER INS CO OF CA	23671	FOREIGN	23,447,895	17,047,230	6,400,665	0
NATIONAL ASSISTED LIVING RRG INC	11806	FOREIGN	8,778,883	4,970,157	3,808,726	2,376,095
NATIONAL BUILDERS INS CO	16632	FOREIGN	106,546,064	72,820,487	33,725,577	24,832,047
NATIONAL CAS CO	11991	FOREIGN	453,690,258	310,715,547	142,974,711	79,017,784
NATIONAL CONTINENTAL INS CO	10243	FOREIGN	170,712,036	90,080,712	80,631,324	0
NATIONAL FIRE & IND EXCH	15679	FOREIGN	11,171,017	5,072,746	6,098,271	892,381
NATIONAL FIRE & MARINE INS CO	20079	FOREIGN	10,754,020,677	4,405,855,220	6,348,165,457	156,501,388
NATIONAL FIRE INS CO OF HARTFORD	20478	FOREIGN	110,316,057	14,717	110,301,340	23,055,103
NATIONAL GEN ASSUR CO	42447	FOREIGN	33,863,201	17,253,751	16,609,450	4,423,889
NATIONAL GEN INS CO	23728	FOREIGN	58,156,519	33,219,399	24,937,120	50,642
NATIONAL GENERAL INS ONLINE INC	11044	FOREIGN	27,463,903	15,674,793	11,789,110	5,546,732
NATIONAL GUARDIAN RRG INC	36072	FOREIGN	12,569,556	6,163,672	6,405,884	0
NATIONAL HOME INS CO RRG	44016	FOREIGN	8,027,753	3,443,779	4,583,974	0
NATIONAL IND CO	20087	FOREIGN	228,201,644,363	105,730,557,675	122,471,086,688	83,081
NATIONAL IND CO OF THE SOUTH	42137	FOREIGN	463,440,459	196,021,977	267,418,481	62,246,921
NATIONAL INDEPENDENT TRUCKERS IC RRG	11197	FOREIGN	16,784,851	7,673,512	9,111,339	4,383,596
NATIONAL INTERSTATE INS CO	32620	FOREIGN	1,283,039,372	1,017,521,837	265,517,535	19,868,453
NATIONAL LIAB & FIRE INS CO	20052	FOREIGN	2,742,921,793	1,595,891,978	1,147,029,814	35,474,465
NATIONAL MORTGAGE INS CORP	13695	FOREIGN	942,794,437	539,653,401	403,141,036	14,388,162
NATIONAL PUBLIC FINANCE GUAR CORP	23825	FOREIGN	3,331,174,826	1,333,483,684	1,997,691,142	0
NATIONAL SECURITY FIRE & CAS CO	12114	FOREIGN	73,957,530	39,312,756	34,644,776	0
NATIONAL SPECIALTY INS CO	22608	FOREIGN	104,294,719	48,899,457	55,395,262	126,048,765
NATIONAL SURETY CORP	21881	FOREIGN	148,005,863	72,450,545	75,555,318	10,904,660
NATIONAL TRANSPORTATION INS CO RRG L	16011	FOREIGN	12,089,823	7,579,601	4,510,223	3,111,917
NATIONAL TRUST INS CO	20141	FOREIGN	37,948,087	-489,562	38,437,649	42,061,110
NATIONAL UNION FIRE INS CO OF PITTS	19445	FOREIGN	24,190,644,436	18,670,955,173	5,519,689,263	200,939,587
NATIONWIDE AFFINITY CO OF AMER	26093	FOREIGN	257,848,618	247,065,142	10,783,476	-52
NATIONWIDE AGRIBUSINESS INS CO	28223	FOREIGN	778,045,118	582,696,993	195,348,125	5,630,023
NATIONWIDE ASSUR CO	10723	FOREIGN	96,220,310	61,699,145	34,521,165	0
NATIONWIDE GEN INS CO	23760	FOREIGN	632,966,472	397,950,250	235,016,222	0
NATIONWIDE INS CO OF AMER	25453	FOREIGN	424,517,500	266,068,595	158,448,905	74,340,837
NATIONWIDE INS CO OF FL	10948	FOREIGN	32,882,683	14,293,783	18,588,900	47,997,534
NATIONWIDE MUT FIRE INS CO	23779	FOREIGN	8,204,955,925	5,952,314,231	2,252,641,694	-88,141
NATIONWIDE MUT INS CO	23787	FOREIGN	34,671,786,094	22,612,912,237	12,058,873,857	9,395,032
NATIONWIDE PROP & CAS INS CO	37877	FOREIGN	511,221,766	477,474,084	33,747,682	0
NAU COUNTRY INS CO	25240	FOREIGN	1,015,390,807	720,735,146	294,655,661	10,866,446
NAUTILUS INS CO	17370	FOREIGN	281,522,491	110,055,157	171,467,334	54,302,718
NAVIGATORS INS CO	42307	FOREIGN	3,326,510,625	2,321,430,105	1,005,080,520	28,193,416
NAVIGATORS SPECIALTY INS CO	36056	FOREIGN	186,313,695	40,621,931	145,691,764	26,034,136
NCMIC INS CO	15865	FOREIGN	818,306,840	511,832,447	306,474,393	1,417,277
NCMIC RRG INC	14130	FOREIGN	8,082,697	2,916,235	5,166,462	4,639,310
NEW ENGLAND INS CO	21830	FOREIGN	19,208,931	2,908,107	16,300,824	0

SOURCE: NAIC ANNUAL STATEMENT – EXH. OF ASSETS; EXH. OF LIABILITIES, SURPLUS AND OTHER FUNDS; STATE PAGE

**AUTHORIZED FLORIDA INSURER FINANCIAL ABSTRACTS, BY NAIC STATEMENT TYPE**

CALENDAR YEAR 2018  
PURSUANT TO SECTION 624.315(1)(a), F.S.

COMPANY	NAIC COMPANY CODE	DOMICILE	NET ADMITTED ASSETS (\$)	LIABILITIES (\$)	CAPITAL AND SURPLUS (\$)	FL DIRECT PREMIUMS WRITTEN (\$)
<b>PROPERTY AND CASUALTY, TOTAL FLORIDA DIRECT PREMIUMS WRITTEN: \$53,709,341,261</b>						
NEW ENGLAND REINS CORP	41629	FOREIGN	27,154,000	2,678,618	24,475,382	0
NEW HAMPSHIRE INS CO	23841	FOREIGN	82,871,696	20,495,613	62,376,083	63,201,175
NEW HOME WARRANTY INS CO A RRG	13792	FOREIGN	26,246,845	19,175,451	7,071,394	2,000,745
NEW JERSEY RE INS CO	35432	FOREIGN	550,284,353	108,095,298	442,189,055	0
NEW YORK MARINE & GEN INS CO	16608	FOREIGN	1,977,204,283	1,503,629,522	473,574,761	35,194,359
NGM INS CO	14788	DOMESTIC	2,524,230,949	1,968,737,398	555,493,551	6,017,331
NOETIC SPECIALTY INS CO	17400	FOREIGN	111,606,828	35,989,510	75,617,318	823,944
NORCAL MUT INS CO	33200	FOREIGN	1,529,139,243	786,796,796	742,342,447	35,307,259
NORCAL SPECIALTY INS CO	35114	FOREIGN	54,572,073	5,067,312	49,504,761	4,655,067
NORGUARD INS CO	31470	FOREIGN	1,304,595,812	1,038,122,203	266,473,609	99,213,414
NORMANDY INS CO	13012	DOMESTIC	58,280,577	44,158,655	14,121,923	42,279,250
NORTH AMER CAPACITY INS CO	25038	FOREIGN	198,550,913	149,686,582	48,864,331	12,825,753
NORTH AMER ELITE INS CO	29700	FOREIGN	136,097,461	94,915,301	41,182,160	15,224,396
NORTH AMER SPECIALTY INS CO	29874	FOREIGN	529,896,026	195,644,908	334,251,118	17,561,800
NORTH LIGHT SPECIALTY INS CO	13167	FOREIGN	89,766,732	23,148,281	66,618,451	0
NORTH POINTE INS CO	27740	FOREIGN	24,357,390	10,900,967	13,456,423	919,810
NORTH RIVER INS CO	21105	FOREIGN	1,046,058,430	763,791,410	282,267,020	25,942,118
NORTHFIELD INS CO	27987	FOREIGN	413,781,234	294,821,610	118,959,624	10,841,031
NORTHLAND CAS CO	24031	FOREIGN	112,569,436	75,259,396	37,310,040	0
NORTHLAND INS CO	24015	FOREIGN	1,207,418,895	703,129,563	504,289,333	23,234,986
NOVA CAS CO	42552	FOREIGN	95,985,945	4,870,159	91,115,786	11,021,898
NUTMEG INS CO	39608	FOREIGN	479,389,399	188,925,691	290,463,709	0
OAK RIVER INS CO	34630	FOREIGN	863,586,980	537,115,073	326,471,907	27,347,574
OAKWOOD INS CO	31208	FOREIGN	66,717,141	26,214,933	40,502,208	-7,321
OBI AMER INS CO	15645	FOREIGN	15,717,472	42,557	15,674,915	343,241
OBI NATL INS CO	14190	FOREIGN	13,430,093	41,578	13,388,515	2,605,053
OCCIDENTAL FIRE & CAS CO OF NC	23248	FOREIGN	377,575,220	204,622,283	172,952,937	48,570,914
OCEAN HARBOR CAS INS CO	12360	DOMESTIC	314,614,224	238,747,326	75,866,898	203,442,673
ODYSSEY REINS CO	23680	FOREIGN	8,089,407,777	4,792,389,139	3,297,018,638	0
OHIO CAS INS CO	24074	FOREIGN	6,496,561,337	4,666,154,702	1,830,406,639	38,352,809
OHIO FARMERS INS CO	24104	FOREIGN	3,019,493,490	742,094,695	2,277,398,795	131,745
OHIO IND CO	26565	FOREIGN	167,021,107	120,318,521	46,702,586	9,298,877
OHIO SECURITY INS CO	24082	FOREIGN	15,847,415	2,199,083	13,648,333	143,210,626
OLD DOMINION INS CO	40231	DOMESTIC	36,404,350	60,793	36,343,557	109,324,017
OLD REPUBLIC GEN INS CORP	24139	FOREIGN	2,181,858,381	1,513,390,393	668,467,988	16,010,879
OLD REPUBLIC INS CO	24147	FOREIGN	2,910,392,120	1,802,487,709	1,107,904,411	121,088,850
OLD REPUBLIC SECURITY ASSUR CO	35424	FOREIGN	1,028,727,117	840,295,039	188,432,078	0
OLD REPUBLIC SURETY CO	40444	FOREIGN	127,481,703	56,867,277	70,614,426	5,453,369
OLD REPUBLIC UNION INS CO	31143	FOREIGN	58,517,666	7,926,773	50,590,893	11,877,923
OLD UNITED CAS CO	37060	FOREIGN	777,304,151	510,578,312	266,725,838	13,516,675
OLYMPUS INS CO	12954	DOMESTIC	101,861,312	71,801,316	30,059,996	157,465,985
OMEGA INS CO	38644	DOMESTIC	40,412,340	25,477,943	14,934,397	65,079,119
OMNI IND CO	34940	FOREIGN	49,472,447	33,958,804	15,513,643	-84,371
OMNI INS CO	39098	FOREIGN	81,245,239	63,049,988	18,195,251	0
OMS NATL INS CO RRG	44121	FOREIGN	443,451,986	185,026,261	258,425,725	5,906,378
ONECIS INS CO	15385	FOREIGN	11,499,473	4,992,516	6,506,957	0
OOIDA RRG INC	10353	FOREIGN	100,887,221	76,953,184	23,934,036	8,922,477
OPHTHALMIC MUT INS CO RRG	44105	FOREIGN	297,970,565	84,348,596	213,621,969	5,755,024
OWNERS INS CO	32700	FOREIGN	4,387,900,280	2,578,539,390	1,809,360,890	158,397,368
PACIFIC EMPLOYERS INS CO	22748	FOREIGN	926,312,932	45,815,068	880,497,864	419,507
PACIFIC IND CO	20346	FOREIGN	11,006,896,748	7,828,873,083	3,178,023,665	34,174,325
PACIFIC INS CO LTD	10046	FOREIGN	685,575,256	444,976,707	240,598,549	355,928
PACIFIC SPECIALTY INS CO	37850	FOREIGN	293,208,375	169,261,870	123,946,505	-1,389

**SOURCE: NAIC ANNUAL STATEMENT – EXH. OF ASSETS; EXH. OF LIABILITIES, SURPLUS AND OTHER FUNDS; STATE PAGE**

**AUTHORIZED FLORIDA INSURER FINANCIAL ABSTRACTS, BY NAIC STATEMENT TYPE**

CALENDAR YEAR 2018  
PURSUANT TO SECTION 624.315(1)(a), F.S.

COMPANY	NAIC COMPANY CODE	DOMICILE	NET ADMITTED ASSETS (\$)	LIABILITIES (\$)	CAPITAL AND SURPLUS (\$)	FL DIRECT PREMIUMS WRITTEN (\$)
<b>PROPERTY AND CASUALTY, TOTAL FLORIDA DIRECT PREMIUMS WRITTEN: \$53,709,341,261</b>						
PACO ASSUR CO INC	10222	FOREIGN	60,827,043	29,494,968	31,332,075	1,572,901
PALMETTO SURETY CORP	13121	FOREIGN	17,460,601	12,798,996	4,661,605	3,770,296
PARATRANSIT INS CO MUT RRG	44130	FOREIGN	33,803,646	20,369,333	13,434,313	0
PARTNER REINS CO OF THE US	38636	FOREIGN	4,316,379,817	3,222,078,363	1,094,301,454	0
PARTNERRE AMER INS CO	11835	FOREIGN	380,921,304	272,628,244	108,293,060	6,005,618
PATRIOT GEN INS CO	23442	FOREIGN	25,901,636	515,788	25,385,848	972,753
PCH MUT INS CO INC RRG	11973	FOREIGN	6,866,182	5,010,640	1,855,542	193,099
PEACE CHURCH RRG INC	11846	FOREIGN	20,603,126	4,071,706	16,530,586	88,053
PEACHTREE CAS INS CO	25755	DOMESTIC	8,350,623	3,863,423	4,487,200	2,528,221
PEAK PROP & CAS INS CORP	18139	FOREIGN	44,095,255	5,071,033	39,024,222	109,753,412
PEERLESS IND INS CO	18333	FOREIGN	208,500,019	12,372,389	196,127,630	0
PEERLESS INS CO	24198	FOREIGN	15,491,097,520	11,775,147,264	3,715,950,256	9,783
PELEUS INS CO	34118	FOREIGN	107,611,082	55,327,508	52,283,574	6,596,164
PENN AMER INS CO	32859	FOREIGN	137,794,683	72,719,204	65,075,479	11,306,039
PENN MILLERS INS CO	14982	FOREIGN	72,873,827	28,738,523	44,135,304	593,506
PENNSYLVANIA INS CO	21962	FOREIGN	80,644,791	33,563,695	47,081,096	0
PENNSYLVANIA LUMBERMENS MUT INS	14974	FOREIGN	495,745,574	375,704,023	120,041,551	14,756,265
PENNSYLVANIA MANUFACTURERS ASSOC INS	12262	FOREIGN	1,068,321,990	743,086,682	325,235,308	45,039,976
PENNSYLVANIA MANUFACTURERS IND CO	41424	FOREIGN	248,357,329	166,209,273	82,148,056	4,473,707
PENNSYLVANIA NATL MUT CAS INS CO	14990	FOREIGN	1,258,287,644	678,127,974	580,159,670	459,688
PEOPLES TRUST INS CO	13125	DOMESTIC	218,476,694	140,632,568	77,844,126	219,650,194
PERMANENT GEN ASSUR CORP	37648	FOREIGN	520,708,720	384,709,809	135,998,911	86,934,986
PETROLEUM CAS CO	12297	FOREIGN	33,163,561	9,021,325	24,142,236	24,889
PHARMACISTS MUT INS CO	13714	FOREIGN	333,161,716	195,653,720	137,507,996	3,482,546
PHILADELPHIA IND INS CO	18058	FOREIGN	9,058,183,989	6,688,702,570	2,369,481,419	209,281,327
PHILADELPHIA REINS CORP	12319	FOREIGN	9,081,454	975,957	8,105,497	0
PHOENIX INS CO	25623	FOREIGN	4,265,124,101	2,667,485,419	1,597,638,683	50,449,659
PHYSICIANS CAS RRG INC	13995	FOREIGN	9,905,661	9,169,860	735,801	3,523,002
PHYSICIANS IND RRG	12746	FOREIGN	6,140,509	5,140,562	999,947	2,710,148
PHYSICIANS INS CO	11588	DOMESTIC	13,249,145	8,274,648	4,974,497	6,288,391
PHYSICIANS PROFESSIONAL LIAB RRG	11514	FOREIGN	37,371,184	18,163,430	19,207,754	4,181,237
PHYSICIANS SPECIALTY LTD RRG	11513	FOREIGN	31,114,860	22,671,822	8,443,038	0
PINNACLE CONSORTIUM OF HIGHER ED RRG	11980	FOREIGN	64,780,242	39,257,894	25,522,348	0
PINNACLE NAT INS CO	21296	FOREIGN	21,211,994	11,053,379	10,158,615	25,912
PLANS LIAB INS CO	26794	FOREIGN	27,525,387	44,159	27,481,228	0
PLATEAU CAS INS CO	10817	FOREIGN	47,746,180	23,477,066	24,269,113	3,290,229
PLATTE RIVER INS CO	18619	FOREIGN	155,859,602	106,191,148	49,668,454	3,313,914
PLAZA INS CO	30945	FOREIGN	83,348,394	59,324,814	24,023,580	3,540,912
PLYMOUTH ROCK ASSUR PREFERRED CORP	36587	FOREIGN	16,125,111	8,703,942	7,421,169	0
PRACTICEPROTECTION INS CO RRG	16189	FOREIGN	1,211,241	88,863	1,122,378	15,733
PRAETORIAN INS CO	37257	FOREIGN	476,779,497	257,408,293	219,371,204	11,352,637
PREFERRED CONTRACTORS INS CO RRG LLC	12497	FOREIGN	179,669,600	171,367,542	8,302,058	3,215,904
PREFERRED PHYSICIANS MEDICAL RRG A M	44083	FOREIGN	16,415,227	11,415,227	5,000,000	359,834
PREFERRED PROFESSIONAL INS CO	36234	FOREIGN	257,219,293	149,422,558	107,796,736	1,181,171
PREMIER GRP INS CO INC	10800	FOREIGN	59,672,872	20,129,603	39,543,270	2,482,522
PREPARED INS CO	13687	DOMESTIC	70,431,958	49,344,446	21,087,512	62,089,928
PRIME INS CO	12588	FOREIGN	181,119,134	101,555,080	79,564,054	4,725,919
PRIME PROP & CAS INS INC	14371	FOREIGN	91,844,270	65,785,898	26,058,372	32,671,785
PRINCETON EXCESS & SURPLUS LINES INS	10786	FOREIGN	179,086,488	112,143,473	66,943,015	26,695,575
PRIVILEGE UNDERWRITERS RECP EXCH	12873	DOMESTIC	694,418,466	405,458,865	288,959,601	155,878,798
PROASSURANCE AMER MUT A RRG	15647	FOREIGN	13,323,575	2,093,005	11,230,570	593,977
PROASSURANCE CAS CO	38954	FOREIGN	1,007,997,602	762,585,232	245,412,370	14,540,258
PROASSURANCE IND CO INC	33391	FOREIGN	1,004,606,787	710,785,984	293,820,803	1,383,256

**SOURCE: NAIC ANNUAL STATEMENT – EXH. OF ASSETS; EXH. OF LIABILITIES, SURPLUS AND OTHER FUNDS; STATE PAGE**

**AUTHORIZED FLORIDA INSURER FINANCIAL ABSTRACTS, BY NAIC STATEMENT TYPE**

CALENDAR YEAR 2018  
PURSUANT TO SECTION 624.315(1)(a), F.S.

COMPANY	NAIC COMPANY CODE	DOMICILE	NET ADMITTED ASSETS (\$)	LIABILITIES (\$)	CAPITAL AND SURPLUS (\$)	FL DIRECT PREMIUMS WRITTEN (\$)
<b>PROPERTY AND CASUALTY, TOTAL FLORIDA DIRECT PREMIUMS WRITTEN: \$53,709,341,261</b>						
PROASSURANCE INS CO OF AMER	14460	FOREIGN	294,256,831	189,229,168	105,027,663	5,448,329
PROASSURANCE SPECIALTY INS CO	10179	FOREIGN	92,591,692	57,154,733	35,436,959	7,009,181
PROBUILDERS SPECIALTY INS CO RRG	11671	FOREIGN	12,070,858	201,731	11,869,127	0
PRODUCERS AGRICULTURE INS CO	34312	FOREIGN	554,212,368	492,287,199	61,925,169	1,806,286
PROFESSIONAL SECURITY INS CO	11811	FOREIGN	97,331,791	28,221,312	69,110,479	4,844,269
PROFESSIONALS ADVOCATE INS CO	29017	FOREIGN	141,923,201	23,252,586	118,670,615	0
PROGRESSIVE ADVANCED INS CO	11851	FOREIGN	643,553,949	368,767,092	274,786,857	0
PROGRESSIVE AMER INS CO	24252	FOREIGN	714,415,176	402,347,217	312,067,959	2,165,875,039
PROGRESSIVE BAYSIDE INS CO	17350	FOREIGN	178,243,651	126,077,589	52,166,062	0
PROGRESSIVE CAS INS CO	24260	FOREIGN	10,149,263,715	7,738,078,966	2,411,184,749	7,602
PROGRESSIVE DIRECT INS CO	16322	FOREIGN	9,188,480,225	6,359,241,048	2,829,239,177	0
PROGRESSIVE EXPRESS INS CO	10193	FOREIGN	483,744,864	377,120,446	106,624,418	805,632,372
PROGRESSIVE PROP INS CO	13038	DOMESTIC	69,492,664	42,079,097	27,413,567	87,186,749
PROGRESSIVE SELECT INS CO	10192	FOREIGN	1,012,895,522	724,433,734	288,461,788	1,654,676,233
PROGRESSIVE SOUTHEASTERN INS CO	38784	FOREIGN	252,837,668	161,669,596	91,168,072	0
PROGRESSIVE SPECIALTY INS CO	32786	FOREIGN	1,297,638,588	926,980,047	370,658,541	0
PROPERTY & CAS INS CO OF HARTFORD	34690	FOREIGN	246,760,314	137,469,504	109,290,809	27,534,654
PROSELECT INS CO	10638	FOREIGN	180,431,698	110,127,234	70,304,465	278
PROTECTIVE INS CO	12416	FOREIGN	973,853,280	579,241,462	394,611,818	36,526,559
PROTECTIVE PROP & CAS INS CO	35769	FOREIGN	366,705,422	192,878,056	173,827,366	16,507,380
PROVIDENCE WASHINGTON INS CO	24295	FOREIGN	117,845,666	97,425,750	20,419,916	0
PURE INS CO	13204	DOMESTIC	340,484,320	123,323,020	217,161,299	0
QBE INS CORP	39217	FOREIGN	2,182,106,724	1,441,456,167	740,650,557	91,963,272
QBE REINS CORP	10219	FOREIGN	1,127,797,075	280,343,931	847,453,143	0
QBE SPECIALTY INS CO	11515	FOREIGN	397,744,172	270,882,406	126,861,767	147,499,882
RADIAN GUAR INC	33790	FOREIGN	4,059,597,933	3,245,485,757	814,112,176	85,527,072
RADIAN MORTGAGE ASSUR INC	30872	FOREIGN	8,698,570	17,409	8,681,161	0
RADNOR SPECIALTY INS CO	15756	FOREIGN	49,176,713	1,891,031	47,285,682	8,946
REDWOOD FIRE & CAS INS CO	11673	FOREIGN	1,911,865,500	1,256,698,822	655,166,678	0
REGENT INS CO	24449	FOREIGN	37,487,498	4,858,386	32,629,112	2,061,503
RENAISSANCE REINS US INC	10357	FOREIGN	1,939,689,772	1,432,815,559	506,874,213	0
RENAISSANCERE EUROPE AG US BRANCH	15529	FOREIGN	1,191,053,603	920,472,336	270,581,267	0
REPUBLIC IND CO OF AMER	22179	FOREIGN	2,178,364,892	1,766,467,251	411,897,640	0
REPUBLIC MORT ASSUR CO	32174	DOMESTIC	21,525,326	12,258,186	9,267,140	0
REPUBLIC MORTGAGE GUAR INS CORP	31275	FOREIGN	122,901,324	102,367,601	20,533,723	0
REPUBLIC MORTGAGE INS CO	28452	FOREIGN	549,942,301	497,801,247	52,141,054	4,710,493
REPUBLIC VANGUARD INS CO	40479	FOREIGN	25,880,180	37,686	25,842,494	4,545,117
RESPONSE INS CO	43044	FOREIGN	40,741,995	2,634,521	38,107,474	73,319
RESPONSE WORLDWIDE DIRECT AUTO INS C	20133	FOREIGN	10,829,114	35,609	10,793,505	0
RESPONSE WORLDWIDE INS CO	26050	FOREIGN	12,281,486	46,768	12,234,718	0
RESPONSIVE AUTO INS CO	13131	DOMESTIC	22,718,768	13,183,804	9,534,964	28,867,992
RESTORATION RRG INC	12209	FOREIGN	89,053,663	45,946,366	43,107,297	1,022,942
RETAILFIRST INS CO	10700	DOMESTIC	339,010,651	176,770,841	162,239,810	84,606,540
RIVERPORT INS CO	36684	FOREIGN	78,955,219	38,139,291	40,815,927	120,548
RLI INS CO	13056	FOREIGN	1,845,401,038	1,015,625,918	829,775,120	37,034,238
ROCHE SURETY & CAS CO INC	42706	DOMESTIC	24,538,415	14,480,729	10,057,686	1,112,676
ROCKHILL INS CO	28053	FOREIGN	94,216,228	53,979,625	40,236,603	3,603,400
ROCKINGHAM CAS CO	42595	FOREIGN	36,062,712	6,273,312	29,789,400	2,833,725
ROCKWOOD CAS INS CO	35505	FOREIGN	291,067,462	182,179,510	108,887,952	74,190
ROMULUS INS RRG INC	15744	FOREIGN	3,433,699	836,864	2,596,835	0
RSUI IND CO	22314	FOREIGN	3,665,978,613	2,062,160,375	1,603,818,238	14,723,895
RURAL COMM INS CO	39039	FOREIGN	1,916,911,487	1,657,467,408	259,444,079	3,265,366
RVI AMER INS CO	23132	FOREIGN	111,348,014	36,139,302	75,208,712	24,388

SOURCE: NAIC ANNUAL STATEMENT – EXH. OF ASSETS; EXH. OF LIABILITIES, SURPLUS AND OTHER FUNDS; STATE PAGE

**AUTHORIZED FLORIDA INSURER FINANCIAL ABSTRACTS, BY NAIC STATEMENT TYPE**

CALENDAR YEAR 2018  
PURSUANT TO SECTION 624.315(1)(a), F.S.

COMPANY	NAIC COMPANY CODE	DOMICILE	NET ADMITTED ASSETS (\$)	LIABILITIES (\$)	CAPITAL AND SURPLUS (\$)	FL DIRECT PREMIUMS WRITTEN (\$)
<b>PROPERTY AND CASUALTY, TOTAL FLORIDA DIRECT PREMIUMS WRITTEN: \$53,709,341,261</b>						
SAFE HARBOR INS CO	12563	DOMESTIC	89,616,327	64,342,617	25,273,711	79,271,928
SAFECO INS CO OF AMER	24740	FOREIGN	5,117,280,905	3,550,809,501	1,566,471,403	16,236,999
SAFECO INS CO OF IL	39012	FOREIGN	201,125,783	10,206,219	190,919,564	332,855,804
SAFECO NATL INS CO	24759	FOREIGN	15,678,603	452,898	15,225,705	0
SAFEPOINT INS CO	15341	DOMESTIC	155,969,803	110,402,726	45,567,077	144,890,947
SAFETY FIRST INS CO	11123	FOREIGN	103,458,919	30,843,941	72,614,978	395,611
SAFETY NATL CAS CORP	15105	FOREIGN	8,027,724,260	5,660,817,171	2,366,907,089	34,665,587
SAFETY SPECIALTY INS CO	13815	FOREIGN	128,202,751	43,193,291	85,009,460	27,174,469
SAFEMORE INS CO	12521	FOREIGN	595,463,856	249,635,456	345,828,400	0
SAGAMORE INS CO	40460	FOREIGN	191,463,465	55,738,337	135,725,128	4,279
SAMARITAN RRG INC	12511	FOREIGN	41,964,697	17,315,774	24,648,923	9,355,152
SAMSUNG FIRE & MARINE INS CO LTD	38300	FOREIGN	105,660,049	37,367,781	68,292,268	153,512
SCOR REINS CO	30058	FOREIGN	4,221,150,091	3,317,634,089	903,516,002	0
SCOTTSDALE IND CO	15580	FOREIGN	95,246,776	54,552,603	40,694,173	14,020,366
SCOTTSDALE INS CO	41297	FOREIGN	2,294,860,321	1,768,617,558	526,242,763	210,496,434
SCRUBS MUT ASSUR CO RRG	12988	FOREIGN	14,188,483	10,778,743	3,409,738	122,565
SEAVIEW INS CO	10004	FOREIGN	24,866,357	11,648,099	13,218,258	0
SECURIAN CAS CO	10054	FOREIGN	376,102,676	243,040,240	133,062,436	14,117,999
SECURITY FIRST INS CO	10117	DOMESTIC	255,791,220	166,206,214	89,585,006	422,400,849
SECURITY NATL INS CO	33120	DOMESTIC	178,365,976	118,202,628	60,163,348	330,697,986
SECURITY NATL INS CO	19879	FOREIGN	1,165,558,450	1,030,383,336	135,175,114	32,853,330
SELECT INS CO	22233	FOREIGN	80,967,200	145,081	80,822,119	0
SELECTIVE INS CO OF THE SOUTHEAST	39926	FOREIGN	534,333,023	416,594,109	117,738,913	33,690,059
SENECA INS CO INC	10936	FOREIGN	185,641,209	40,129,221	145,511,988	2,155,984
SENECA SPECIALTY INS CO	10729	FOREIGN	52,236,777	3,843	52,232,934	4,071,365
SENIORSFIRST RRG INC	16088	FOREIGN	1,000,000	.	1,000,000	0
SENTINEL INS CO LTD	11000	FOREIGN	294,493,245	82,630,858	211,862,387	27,106,233
SENTRUITY CAS CO	12870	FOREIGN	219,763,193	169,004,709	50,758,484	69,885
SENTRY CAS CO	28460	FOREIGN	355,548,712	284,822,114	70,726,597	4,363,365
SENTRY INS A MUT CO	24988	FOREIGN	8,669,418,968	3,252,632,840	5,416,786,128	15,908,926
SENTRY SELECT INS CO	21180	FOREIGN	846,026,990	620,219,708	225,807,282	46,901,823
SERVICE AMER IND CO	39152	FOREIGN	12,844,047	2,658,238	10,185,809	0
SERVICE INS CO	36560	DOMESTIC	63,483,950	21,538,169	41,945,781	5,121,564
SEVEN SEAS INS CO INC	37672	DOMESTIC	26,648,241	2,961,585	23,686,656	24,000,640
SFM MUT INS CO	11347	FOREIGN	650,111,848	485,244,430	164,867,418	87,529
SIRIUS AMER INS CO	38776	FOREIGN	1,228,020,618	705,823,629	522,196,989	2,389,130
SOMPO AMER FIRE & MAR INS CO AMER	38997	FOREIGN	104,940,312	31,877,502	73,062,810	734,372
SOMPO AMER INS CO	11126	FOREIGN	1,326,319,117	713,659,993	612,659,124	9,848,155
SOUTHERN FARM BUREAU CAS INS CO	18325	FOREIGN	2,365,724,018	970,361,682	1,395,362,336	0
SOUTHERN FARM BUREAU PROP	10058	FOREIGN	58,600,079	42,095	58,557,984	0
SOUTHERN FIDELITY INS CO INC	10136	DOMESTIC	199,257,496	121,621,615	77,635,881	96,693,541
SOUTHERN FIDELITY PROP & CAS INC	14166	DOMESTIC	103,865,871	87,822,410	16,043,461	104,237,465
SOUTHERN INS CO	19216	FOREIGN	40,158,551	7,728,951	32,429,600	5,157
SOUTHERN OAK INS CO	12247	DOMESTIC	115,258,245	61,256,604	54,001,641	102,653,471
SOUTHERN OWNERS INS CO	10190	FOREIGN	1,020,558,924	658,479,956	362,078,968	472,542,935
SOUTHWEST MARINE & GEN INS CO	12294	FOREIGN	292,644,667	225,911,500	66,733,167	-2,529
SPARTA INS CO	20613	FOREIGN	194,282,329	102,477,109	91,805,220	-38
SPINNAKER INS CO	24376	FOREIGN	74,367,182	41,349,772	33,017,410	4,413,084
SPIRIT MOUNTAIN INS CO RRG INC	10754	FOREIGN	6,058,272	2,771,013	3,287,259	157,654
ST JOHNS INS CO INC	11844	DOMESTIC	134,802,282	88,764,370	46,037,912	301,580,403
ST PAUL FIRE & MARINE INS CO	24767	FOREIGN	19,476,302,837	13,771,734,477	5,704,568,360	2,348,125
ST PAUL GUARDIAN INS CO	24775	FOREIGN	76,653,558	53,824,442	22,829,115	0
ST PAUL MERCURY INS CO	24791	FOREIGN	329,755,736	214,668,748	115,086,988	-54,364

**SOURCE: NAIC ANNUAL STATEMENT – EXH. OF ASSETS; EXH. OF LIABILITIES, SURPLUS AND OTHER FUNDS; STATE PAGE**

**AUTHORIZED FLORIDA INSURER FINANCIAL ABSTRACTS, BY NAIC STATEMENT TYPE**

CALENDAR YEAR 2018  
PURSUANT TO SECTION 624.315(1)(a), F.S.

COMPANY	NAIC COMPANY CODE	DOMICILE	NET ADMITTED ASSETS (\$)	LIABILITIES (\$)	CAPITAL AND SURPLUS (\$)	FL DIRECT PREMIUMS WRITTEN (\$)
<b>PROPERTY AND CASUALTY, TOTAL FLORIDA DIRECT PREMIUMS WRITTEN: \$53,709,341,261</b>						
ST PAUL PROTECTIVE INS CO	19224	FOREIGN	531,475,285	312,761,177	218,714,109	3,031
ST PAUL SURPLUS LINES INS CO	30481	FOREIGN	649,638,223	466,219,074	183,419,148	1,426,675
STANDARD FIRE INS CO	19070	FOREIGN	3,935,183,141	2,713,698,163	1,221,484,978	344,302,296
STANDARD GUAR INS CO	42986	FOREIGN	300,583,669	170,496,340	130,087,329	-3,559
STAR & SHIELD INS EXCH	13621	DOMESTIC	2,462,826	966,698	1,496,128	0
STAR CAS INS CO	32387	DOMESTIC	36,598,267	27,438,000	9,160,267	36,960,989
STAR INS CO	18023	FOREIGN	1,806,736,389	1,227,148,374	579,588,015	9,791,296
STARNET INS CO	40045	FOREIGN	243,541,478	127,519,069	116,022,409	13,321,018
STARR IND & LIAB CO	38318	FOREIGN	5,332,385,591	3,308,485,648	2,023,899,943	97,634,909
STARR SPECIALTY INS CO	16109	FOREIGN	44,432,411	2,119,401	42,313,010	0
STARR SURPLUS LINES INS CO	13604	FOREIGN	559,674,051	409,043,466	150,630,585	51,890,312
STARSTONE NATL INS CO	25496	FOREIGN	523,079,891	411,018,590	112,061,301	22,313,066
STARSTONE SPECIALTY INS CO	44776	FOREIGN	348,334,459	191,371,085	156,963,374	30,471,601
STATE AUTO PROP & CAS INS CO	25127	FOREIGN	2,448,250,432	1,752,096,046	696,154,386	345,515
STATE AUTOMOBILE MUT INS CO	25135	FOREIGN	2,295,424,837	1,529,494,468	765,930,369	228,775
STATE FARM FIRE & CAS CO	25143	FOREIGN	41,009,727,920	22,127,206,574	18,882,521,347	83,086,686
STATE FARM FL INS CO	10739	DOMESTIC	1,967,598,842	1,114,112,524	853,486,319	753,573,999
STATE FARM GEN INS CO	25151	FOREIGN	6,634,867,062	4,171,949,971	2,462,917,091	1,453
STATE FARM MUT AUTO INS CO	25178	FOREIGN	159,865,233,167	59,111,576,460	100,753,656,707	3,041,112,059
STATE NATL INS CO INC	12831	FOREIGN	542,004,667	147,626,897	394,377,770	62,768,291
STATE VOLUNTEER MUT INS CO	33049	FOREIGN	1,243,393,506	619,438,555	623,954,951	0
STATES SELF INSURERS RRG	44075	FOREIGN	27,629,697	17,565,557	10,064,137	0
STEADFAST INS CO	26387	FOREIGN	630,042,449	126,265,852	503,776,597	57,541,587
STICO MUT INS CO RRG	10476	FOREIGN	23,572,626	11,512,700	12,059,926	42,987
STILLWATER INS CO	25180	FOREIGN	402,824,764	231,731,907	171,092,857	7,436,277
STILLWATER PROP & CAS INS CO	16578	FOREIGN	133,995,478	14,785,871	119,209,607	9,063,453
STONEWOOD INS CO	11828	FOREIGN	113,007,249	84,330,827	28,676,422	0
STONINGTON INS CO	10340	FOREIGN	16,227,420	1,713,187	14,514,234	646,593
STRATFORD INS CO	40436	FOREIGN	485,534,793	396,729,973	88,804,820	1,935,074
SU INS CO	10130	FOREIGN	23,461,767	10,838,225	12,623,542	0
SUN SURETY INS CO	10909	FOREIGN	22,847,653	11,356,442	11,491,211	393,077
SUNLAND RRG INC	14026	FOREIGN	2,885,982	1,355,453	1,530,529	1,259,033
SUNZ INS CO	34762	DOMESTIC	325,997,016	255,541,419	70,455,597	32,155,390
SUPERIOR SPECIALTY INS CO	16551	FOREIGN	50,794,566	63,765	50,730,801	6,254
SURETEC INS CO	10916	FOREIGN	258,255,515	150,976,622	107,278,893	2,726,549
SWISS REINS AMER CORP	25364	FOREIGN	14,509,415,645	11,197,047,803	3,312,367,842	0
SYNERGY INS CO	12773	FOREIGN	78,610,420	41,141,074	37,469,347	1,384,374
T H E INS CO	12866	FOREIGN	206,735,773	139,760,200	66,975,573	14,327,312
TDC NATL ASSUR CO	41050	FOREIGN	351,525,072	249,040,959	102,484,113	20,754
TDC SPECIALTY INS CO	34487	FOREIGN	135,652,035	52,341,652	83,310,383	2,811,444
TEACHERS INS CO	22683	FOREIGN	360,966,928	217,877,058	143,089,870	1,758,132
TECHNOLOGY INS CO INC	42376	FOREIGN	4,199,981,145	3,158,505,675	1,041,475,469	127,457,439
TERRA INS CO RRG	10113	FOREIGN	29,357,161	11,640,642	17,716,519	0
TERRAFIRMA RRG LLC	14395	FOREIGN	7,539,997	2,619,642	4,920,354	9,654
TEXAS FARMERS INS CO	21695	FOREIGN	293,384,725	201,815,797	91,568,928	0
TEXAS MEDICAL INS CO	10393	FOREIGN	77,946,361	43,617,088	34,329,273	0
THE BAR PLAN MUT INS CO	29513	FOREIGN	39,984,271	24,315,817	15,668,454	37,548
THE CINCINNATI CAS CO	28665	FOREIGN	435,523,665	37,423,319	398,100,347	1,275,336
THE CINCINNATI IND CO	23280	FOREIGN	135,609,648	33,491,369	102,118,279	27,062,375
THE CINCINNATI INS CO	10677	FOREIGN	13,147,818,826	8,228,714,453	4,919,104,373	55,692,440
THE CINCINNATI SPECIALTY UNDERWRITER	13037	FOREIGN	916,162,535	437,412,244	478,750,291	15,722,572
THE DOCTORS CO RRG A RECIP EXCH	14347	FOREIGN	28,872,666	16,404,211	12,468,456	707,906
THE HLTHCARE UNDERWRITING CO RRG	10152	FOREIGN	148,329,155	120,559,238	27,769,920	35,248,111

SOURCE: NAIC ANNUAL STATEMENT – EXH. OF ASSETS; EXH. OF LIABILITIES, SURPLUS AND OTHER FUNDS; STATE PAGE

**AUTHORIZED FLORIDA INSURER FINANCIAL ABSTRACTS, BY NAIC STATEMENT TYPE**

CALENDAR YEAR 2018  
PURSUANT TO SECTION 624.315(1)(a), F.S.

COMPANY	NAIC COMPANY CODE	DOMICILE	NET ADMITTED ASSETS (\$)	LIABILITIES (\$)	CAPITAL AND SURPLUS (\$)	FL DIRECT PREMIUMS WRITTEN (\$)
<b>PROPERTY AND CASUALTY, TOTAL FLORIDA DIRECT PREMIUMS WRITTEN: \$53,709,341,261</b>						
THE MUTUAL RRG INC	26257	FOREIGN	113,116,508	56,046,673	57,069,836	0
THE NATL CATHOLIC RRG INC	10083	FOREIGN	64,301,332	47,698,445	16,602,887	0
THE SERV INS CO INC	28240	FOREIGN	17,720,871	8,626,661	9,094,210	27,974
THE TRAVELERS CAS CO	41769	FOREIGN	214,547,512	155,346,688	59,200,823	0
TIG INS CO	25534	FOREIGN	2,153,577,009	1,625,003,242	528,573,767	0
TITAN IND CO	13242	FOREIGN	137,639,952	7,535,262	130,104,690	-29,744
TITAN INS CO	36269	FOREIGN	133,184,624	28,128,627	105,055,997	0
TITAN INS CO INC RRG	11153	FOREIGN	76,487,791	18,055,617	58,432,174	4,988
TITLE INDUSTRY ASSUR CO RRG	10084	FOREIGN	7,880,377	2,227,180	5,653,197	169,974
TNUS INS CO	32301	FOREIGN	64,435,279	5,253,546	59,181,733	284,582
TOA RE INS CO OF AMER	42439	FOREIGN	1,808,542,282	1,216,992,865	591,549,417	0
TOKIO MARINE AMER INS CO	10945	FOREIGN	1,432,184,407	921,937,989	510,246,418	16,833,578
TOKIO MARINE SPECIALTY INS CO	23850	FOREIGN	620,988,718	429,720,248	191,268,471	17,246,888
TOPA INS CO	18031	FOREIGN	195,544,513	125,682,032	69,862,481	286,675
TOWER HILL PREFERRED INS CO	29050	DOMESTIC	95,048,078	52,969,180	42,078,898	99,965,815
TOWER HILL PRIME INS CO	11027	DOMESTIC	292,564,074	173,765,061	118,799,013	299,504,433
TOWER HILL SELECT INS CO	12011	DOMESTIC	61,163,003	41,168,065	19,994,939	87,204,364
TOWER HILL SIGNATURE INS CO	12538	DOMESTIC	128,824,278	79,150,689	49,673,589	131,747,388
TOYOTA MOTOR INS CO	37621	FOREIGN	557,788,908	321,133,094	236,655,814	19,217,804
TRADERS INS CO	42749	FOREIGN	94,681,846	62,998,522	31,683,324	0
TRANS PACIFIC INS CO	41238	FOREIGN	67,661,420	13,104,269	54,557,151	1,074,722
TRANSAMERICA CAS INS CO	10952	FOREIGN	158,418,276	36,586,002	121,832,274	2,560,640
TRANSATLANTIC REINS CO	19453	FOREIGN	14,315,254,430	9,701,144,451	4,614,109,980	0
TRANSGUARD INS CO OF AMER INC	28886	FOREIGN	418,825,395	225,327,712	193,497,683	7,870,241
TRANSPORTATION INS CO	20494	FOREIGN	73,088,272	37,121	73,051,151	21,390,379
TRANSVERSE INS CO	21075	FOREIGN	9,455,024	1,374,386	8,080,638	-55,242
TRAVCO INS CO	28188	FOREIGN	225,471,641	158,920,478	66,551,162	0
TRAVELERS CAS & SURETY CO	19038	FOREIGN	17,473,912,387	10,826,065,321	6,647,847,066	24,562,694
TRAVELERS CAS & SURETY CO OF AMER	31194	FOREIGN	4,256,347,432	2,145,120,255	2,111,227,178	131,290,251
TRAVELERS CAS CO OF CT	36170	FOREIGN	340,514,326	254,638,315	85,876,011	0
TRAVELERS CAS INS CO OF AMER	19046	FOREIGN	2,027,549,104	1,474,895,289	552,653,815	21,266,385
TRAVELERS COMMERCIAL CAS CO	40282	FOREIGN	339,040,900	249,129,978	89,910,922	0
TRAVELERS COMMERCIAL INS CO	36137	FOREIGN	485,154,491	397,195,325	87,959,165	10,629,908
TRAVELERS EXCESS & SURPLUS LINES CO	29696	FOREIGN	214,628,869	152,990,151	61,638,718	24,684,430
TRAVELERS HOME & MARINE INS CO	27998	FOREIGN	372,880,459	267,777,968	105,102,491	63,026,845
TRAVELERS IND CO	25658	FOREIGN	21,617,300,097	14,983,999,635	6,633,300,461	55,800,680
TRAVELERS IND CO OF AMER	25666	FOREIGN	665,308,406	482,797,831	182,510,575	93,367,217
TRAVELERS IND CO OF CT	25682	FOREIGN	1,121,615,497	788,828,898	332,786,599	34,472,216
TRAVELERS PROP CAS CO OF AMER	25674	FOREIGN	856,750,250	419,301,959	437,448,291	170,540,932
TRAVELERS PROP CAS INS CO	36161	FOREIGN	281,723,744	208,994,235	72,729,509	0
TRI STATE INS CO OF MN	31003	FOREIGN	72,098,305	38,413,048	33,685,258	447,585
TRINITY UNIVERSAL INS CO	19887	FOREIGN	3,675,261,634	2,678,379,114	996,882,521	0
TRISURA SPECIALTY INS CO	16188	FOREIGN	70,324,343	19,572,501	50,751,842	3,223,458
TRITON INS CO	41211	FOREIGN	447,258,314	334,060,253	113,198,061	3,633,028
TRIUMPH CAS CO	41106	FOREIGN	61,455,210	42,771,485	18,683,725	420,449
TRUCK INS EXCH	21709	FOREIGN	2,151,852,417	1,484,319,223	667,533,194	871,467
TRUMBULL INS CO	27120	FOREIGN	253,490,950	135,699,214	117,791,736	5,593,041
TUDOR INS CO	37982	FOREIGN	201,945,919	78,353,593	123,592,325	2,021,868
TWIN CITY FIRE INS CO CO	29459	FOREIGN	698,596,434	423,050,157	275,546,277	88,215,348
TYPTAP INS CO	15885	DOMESTIC	34,636,114	8,635,444	26,000,670	14,779,969
UNION INS CO	25844	FOREIGN	144,904,623	98,192,770	46,711,853	224,159
UNITED AUTOMOBILE INS CO	35319	DOMESTIC	320,597,646	230,007,650	90,589,996	214,506,074
UNITED CAS & SURETY INS CO	36226	FOREIGN	21,536,658	6,565,781	14,970,877	245,398

SOURCE: NAIC ANNUAL STATEMENT – EXH. OF ASSETS; EXH. OF LIABILITIES, SURPLUS AND OTHER FUNDS; STATE PAGE

**AUTHORIZED FLORIDA INSURER FINANCIAL ABSTRACTS, BY NAIC STATEMENT TYPE**

CALENDAR YEAR 2018  
PURSUANT TO SECTION 624.315(1)(a), F.S.

COMPANY	NAIC COMPANY CODE	DOMICILE	NET ADMITTED ASSETS (\$)	LIABILITIES (\$)	CAPITAL AND SURPLUS (\$)	FL DIRECT PREMIUMS WRITTEN (\$)
<b>PROPERTY AND CASUALTY, TOTAL FLORIDA DIRECT PREMIUMS WRITTEN: \$53,709,341,261</b>						
UNITED CAS INS CO OF AMER	11142	FOREIGN	13,321,553	2,545,004	10,776,549	3,790,119
UNITED EDUCATORS INS RRG INC	10020	FOREIGN	917,637,987	614,393,420	303,244,567	6,120,793
UNITED FINANCIAL CAS CO	11770	FOREIGN	4,113,922,509	3,186,429,368	927,493,141	0
UNITED FIRE & CAS CO	13021	FOREIGN	2,020,197,240	1,245,939,774	774,257,466	21,690,244
UNITED FIRE & IND CO	19496	FOREIGN	59,783,285	40,647,104	19,136,181	4,670,059
UNITED GUAR COMM INS CO OF NC	16659	FOREIGN	17,912,352	7,688,245	10,224,107	0
UNITED GUAR RESIDENTIAL INS CO	15873	FOREIGN	1,905,922,127	1,593,673,958	312,248,169	26,226,703
UNITED GUAR RESIDENTIAL INS CO OF NC	16667	FOREIGN	38,188,065	16,284,618	21,903,447	29,869
UNITED NATL INS CO	13064	FOREIGN	383,507,302	277,065,360	106,441,942	17,939,620
UNITED PROP & CAS INS CO	10969	DOMESTIC	619,143,353	447,382,803	171,760,550	281,989,107
UNITED SERV AUTOMOBILE ASSN	25941	FOREIGN	36,922,905,416	9,322,221,609	27,600,683,807	802,491,478
UNITED SPECIALTY INS CO	12537	FOREIGN	380,239,274	220,987,363	159,251,911	139,197,792
UNITED STATES FIDELITY & GUAR CO	25887	FOREIGN	3,358,469,858	2,374,263,407	984,206,451	1,751
UNITED STATES FIRE INS CO	21113	FOREIGN	4,085,827,970	2,768,186,596	1,317,641,374	76,589,885
UNITED STATES LIAB INS CO	25895	FOREIGN	1,153,139,167	430,859,181	722,279,985	40,305,335
UNITED STATES SURETY CO	10656	FOREIGN	72,008,522	17,344,110	54,664,412	1,441,621
UNITED WI INS CO	29157	FOREIGN	207,040,823	83,503,770	123,537,053	14,197,773
UNITRIN AUTO & HOME INS CO	16063	FOREIGN	71,015,785	37,189,082	33,826,703	0
UNITRIN DIRECT PROP & CAS CO	10915	FOREIGN	14,222,859	3,582,399	10,640,460	2,868,352
UNIVERSAL CAS RRG INC	16286	FOREIGN	2,265,074	1,332,865	932,209	208,132
UNIVERSAL FIRE & CAS INS CO	32867	FOREIGN	18,240,711	9,506,079	8,734,632	343,871
UNIVERSAL INS CO	31704	FOREIGN	936,957,180	681,189,474	255,767,706	0
UNIVERSAL INS CO OF NA	11986	DOMESTIC	111,173,853	76,613,692	34,560,161	100,422,046
UNIVERSAL PROP & CAS INS	10861	DOMESTIC	1,197,540,136	906,101,736	291,438,400	1,006,886,003
UNIVERSAL SURETY OF AMER	13200	FOREIGN	15,097,323	7,012	15,090,311	1,004,589
UNIVERSAL UNDERWRITERS INS CO	41181	FOREIGN	336,989,451	5,945,585	331,043,866	35,577,591
URGENT CARE ASSUR CO RRG INC	12915	FOREIGN	4,887,780	3,345,508	1,542,272	47,537
US COASTAL PROP & CAS INS CO	15900	DOMESTIC	40,778,170	18,079,018	22,699,152	12,258,145
US SPECIALTY INS CO	29599	FOREIGN	2,042,343,714	1,448,672,798	593,670,916	24,250,145
US UNDERWRITERS INS CO	35416	FOREIGN	163,457,965	38,438,255	125,019,710	3,558
USAA CAS INS CO	25968	FOREIGN	11,408,583,718	6,484,222,306	4,924,361,411	548,625,136
USAA GEN IND CO	18600	FOREIGN	5,236,574,010	3,434,611,829	1,801,962,181	384,687,458
USPLATE GLASS INS CO	28497	FOREIGN	31,637,132	6,096,715	25,540,417	10,946,368
UTICA FIRST INS CO	15326	FOREIGN	299,204,444	162,998,862	136,205,582	825,008
UTICA MUT INS CO	25976	FOREIGN	2,622,038,443	1,664,762,899	957,275,544	770,003
UV INS RRG INC	13988	FOREIGN	1,220,428	194,906	1,025,522	0
VALLEY FORGE INS CO	20508	FOREIGN	73,557,579	14,938	73,542,641	28,995,429
VANLINER INS CO	21172	FOREIGN	478,167,948	339,667,954	138,499,994	14,192,676
VANTAPRO SPECIALTY INS CO	44768	FOREIGN	34,297,426	10,778,091	23,519,335	3,611,605
VAULT E&S INS CO	16237	FOREIGN	56,282,941	6,027,559	50,255,382	6,950,193
VAULT RECIP EXCH	16186	DOMESTIC	63,786,087	15,899,724	47,886,365	15,372,789
VELOCITY INS CO RRG	15956	FOREIGN	2,906,608	1,278,091	1,628,517	0
VERLAN FIRE INS CO MD	10815	FOREIGN	25,541,496	26,686	25,514,810	101,364
VERTERRA INS CO	10024	FOREIGN	85,187,746	28,720,181	56,467,564	-5,157
VICTORIA FIRE & CAS CO	42889	FOREIGN	36,899,381	2,350,681	34,548,700	14,217
VICTORIA SELECT INS CO	10105	FOREIGN	6,346,811	518,777	5,828,034	-10,231
VIGILANT INS CO	20397	FOREIGN	443,240,126	109,496,763	333,743,363	11,425,084
VIKING INS CO OF WI	13137	FOREIGN	508,404,884	337,137,718	171,267,166	0
VIRGINIA SURETY CO INC	40827	FOREIGN	1,643,310,471	1,249,867,853	393,442,618	39,695,569
VOYAGER IND INS CO	40428	FOREIGN	132,053,351	78,808,637	53,244,714	101,743,903
WARNER INS CO	26085	FOREIGN	16,327,218	71,572	16,255,646	0
WARRANTY UNDERWRITERS INS CO	43486	FOREIGN	24,970,177	9,616,774	15,353,403	0
WASHINGTON INTL INS CO	32778	FOREIGN	101,548,003	16,155,760	85,392,243	798,534

SOURCE: NAIC ANNUAL STATEMENT – EXH. OF ASSETS; EXH. OF LIABILITIES, SURPLUS AND OTHER FUNDS; STATE PAGE



**AUTHORIZED FLORIDA INSURER FINANCIAL ABSTRACTS, BY NAIC STATEMENT TYPE**

CALENDAR YEAR 2018  
PURSUANT TO SECTION 624.315(1)(a), F.S.

COMPANY	NAIC COMPANY CODE	DOMICILE	NET ADMITTED ASSETS (\$)	LIABILITIES (\$)	CAPITAL AND SURPLUS (\$)	FL DIRECT PREMIUMS WRITTEN (\$)
<b>PROPERTY AND CASUALTY, TOTAL FLORIDA DIRECT PREMIUMS WRITTEN: \$53,709,341,261</b>						
WATFORD INS CO	25585	FOREIGN	34,328,599	17,240,841	17,087,758	0
WATFORD SPECIALTY INS CO	15824	FOREIGN	74,446,547	13,482,384	60,964,163	6,174,177
WAUSAU BUSINESS INS CO	26069	FOREIGN	32,929,063	2,986,621	29,942,444	-11,519
WAUSAU UNDERWRITERS INS CO	26042	FOREIGN	133,037,557	62,986,283	70,051,272	-370,695
WCF NATL INS CO	40517	FOREIGN	513,083,829	292,823,430	220,260,399	1,624,889
WELLFLEET INS CO	32280	FOREIGN	104,519,427	41,202,231	63,317,196	4,399,073
WELLFLEET NY INS CO	20931	FOREIGN	86,799,312	57,898,129	28,901,183	813,214
WESCO INS CO	25011	FOREIGN	1,838,678,984	1,480,873,605	357,805,379	154,569,276
WEST AMER INS CO	44393	FOREIGN	54,063,495	2,756,954	51,306,541	22,402,875
WESTCHESTER FIRE INS CO	10030	FOREIGN	338,378,117	120,980,545	217,397,572	32,145,624
WESTCHESTER SURPLUS LINES INS CO	10172	FOREIGN	233,438,626	121,870,843	111,567,783	125,843,170
WESTERN GEN INS CO	27502	FOREIGN	86,657,430	63,813,221	22,844,209	664
WESTERN PACIFIC MUT INS CO RRG	40940	FOREIGN	140,779,027	23,474,398	117,304,629	176,295
WESTERN SURETY CO	13188	FOREIGN	2,083,835,493	542,268,146	1,541,567,347	25,193,086
WESTERN WORLD INS CO	13196	FOREIGN	1,018,608,796	639,769,597	378,839,199	61,343,756
WESTFIELD INS CO	24112	FOREIGN	2,902,734,549	1,747,165,657	1,155,568,892	135,332,933
WESTFIELD NATL INS CO	24120	FOREIGN	683,559,379	377,765,901	305,793,478	0
WESTON INS CO	14930	DOMESTIC	79,530,242	36,455,567	43,074,675	67,940,856
WESTPORT INS CORP	39845	FOREIGN	5,450,072,572	3,815,982,654	1,634,089,918	51,860,198
WHITE PINE INS CO	11932	FOREIGN	57,032,730	30,445,140	26,587,590	10,780,690
WILLIAMSBURG NATL INS CO	25780	FOREIGN	30,801,078	1,249,341	29,551,737	0
WILSHIRE INS CO	13234	FOREIGN	289,618,309	182,959,626	106,658,683	25,119,438
WINDHAVEN INS CO	12541	DOMESTIC	206,381,607	168,581,694	37,799,913	300,251,373
WINDHAVEN NATL INS CO	37001	FOREIGN	41,350,076	35,045,683	6,304,393	28,258,190
WORK FIRST CAS CO	31232	FOREIGN	57,798,225	39,742,899	18,055,326	153,686
WRIGHT NATL FLOOD INS CO	11523	FOREIGN	26,968,555	7,543,741	19,424,814	237,746,296
X L INS CO OF NY	40193	FOREIGN	273,389,125	209,052,054	64,337,071	0
XL INS AMER INC	24554	FOREIGN	998,042,510	749,743,421	248,299,089	37,471,050
XL REINS AMER INC	20583	FOREIGN	8,056,688,078	5,968,433,381	2,088,254,697	0
XL SELECT	19607	FOREIGN	229,368,642	175,722,541	53,646,101	0
XL SPECIALTY INS CO	37885	FOREIGN	1,152,033,896	851,686,010	300,347,886	98,896,909
YEL CO INS	44415	DOMESTIC	16,268,182	5,384,564	10,883,618	2,004,276
YOSEMITE INS CO	26220	FOREIGN	106,288,506	67,935,648	38,352,858	-400,074
ZALE IND CO	30325	FOREIGN	43,811,961	20,615,154	23,196,807	0
ZENITH INS CO	13269	FOREIGN	1,790,647,426	1,249,562,636	541,084,790	168,806,525
ZURICH AMER INS CO	16535	FOREIGN	30,948,104,546	23,772,599,265	7,175,505,281	377,873,083
ZURICH AMER INS CO OF IL	27855	FOREIGN	54,565,656	20,130,206	34,435,449	14,743,912
<b>TITLE, TOTAL FLORIDA DIRECT PREMIUMS WRITTEN: \$1,518,400,278</b>						
ACE CAPITAL TITLE REINS CO	50028	FOREIGN	54,982,957	2,023,698	52,959,259	0
AGENTS NATL TITLE INS CO	12522	FOREIGN	13,470,313	8,264,484	5,205,829	1,516,816
ALLIANT NATL TITLE INS CO INC	12309	FOREIGN	33,315,424	25,147,499	8,167,925	30,327,544
AMERICAN GUAR TITLE INS CO	51411	FOREIGN	37,239,805	7,869,627	29,370,178	0
AMROCK TITLE INS CO	11974	FOREIGN	36,375,171	3,385,899	32,989,272	6,739,795
AMTRUST TITLE INS CO	51578	FOREIGN	23,757,135	3,562,888	20,194,248	193,331
CHICAGO TITLE INS CO	50229	DOMESTIC	1,728,158,250	811,948,266	916,209,984	187,175,358
COMMONWEALTH LAND TITLE INS CO	50083	DOMESTIC	632,820,286	269,984,556	362,835,730	45,202,456
CONNECTICUT ATTORNEYS TITLE INS CO	51268	FOREIGN	61,309,730	34,412,633	26,897,097	141,194
FIDELITY NATL TITLE INS CO	51586	DOMESTIC	1,114,334,333	669,781,793	444,552,540	194,425,837
FIRST AMER TITLE GUAR CO	51624	FOREIGN	43,985,448	10,304,497	33,680,951	0
FIRST AMER TITLE INS CO	50814	FOREIGN	2,827,803,805	1,595,927,479	1,231,876,326	302,706,267
FIRST NATL TITLE INS CO	14240	FOREIGN	30,810,315	13,595,203	17,215,112	1,298,730
INVESTORS TITLE INS CO	50369	FOREIGN	179,299,807	67,615,621	111,684,186	1,395,647
NATIONAL CONSUMER TITLE INS CO	16169	DOMESTIC	4,600,834	117,158	4,483,676	896,788
NATIONAL INVESTORS TITLE INS CO	50377	FOREIGN	17,135,497	3,879,175	13,256,322	0

SOURCE: NAIC ANNUAL STATEMENT – EXH. OF ASSETS; EXH. OF LIABILITIES, SURPLUS AND OTHER FUNDS; STATE PAGE

**AUTHORIZED FLORIDA INSURER FINANCIAL ABSTRACTS, BY NAIC STATEMENT TYPE**

CALENDAR YEAR 2018

PURSUANT TO SECTION 624.315(1)(a), F.S.

<b>COMPANY</b>	<b>NAIC COMPANY CODE</b>	<b>DOMICILE</b>	<b>NET ADMITTED ASSETS (\$)</b>	<b>LIABILITIES (\$)</b>	<b>CAPITAL AND SURPLUS (\$)</b>	<b>FL DIRECT PREMIUMS WRITTEN (\$)</b>
<b>TITLE, TOTAL FLORIDA DIRECT PREMIUMS WRITTEN: \$1,518,400,278</b>						
NATIONAL TITLE INS OF NY INC	51020	FOREIGN	104,482,277	63,456,690	41,025,587	4,731,548
NORTH AMER TITLE INS CO	50130	FOREIGN	95,634,042	61,057,145	34,576,897	35,076,388
OLD REPUBLIC NATL TITLE INS CO	50520	DOMESTIC	1,198,861,886	725,706,008	473,155,878	476,760,999
PREMIER LAND TITLE INS CO	50026	FOREIGN	18,698,899	8,845,813	9,853,086	11,058,001
RADIAN TITLE INS INC	51632	FOREIGN	30,242,850	3,282,411	26,960,439	402,695
STEWART TITLE GUAR CO	50121	FOREIGN	1,122,363,072	547,525,686	574,837,386	67,591,361
TITLE RESOURCES GUAR CO	50016	FOREIGN	103,911,617	65,359,513	38,552,105	22,810,478
WESTCOR LAND TITLE INS CO	50050	FOREIGN	163,738,022	98,978,570	64,759,452	82,590,816
WFG NATL TITLE INS CO	51152	FOREIGN	143,864,039	114,949,161	28,914,878	45,358,229

**SOURCE: NAIC ANNUAL STATEMENT – EXH. OF ASSETS; EXH. OF LIABILITIES, SURPLUS AND OTHER FUNDS; STATE PAGE**

**TOP INSURANCE WRITERS\*, BY PRODUCT TYPE**

CALENDAR YEAR 2018

PURSUANT TO SECTION 624.313(1)(f), F.S.

RANK	COMPANY	NAIC COMPANY CODE	STATEMENT TYPE	DIRECT PREMIUMS WRITTEN (\$)	MARKET SHARE (%)
<b>ACCIDENT AND HEALTH, TOTAL PREMIUMS: \$74,993,607,344</b>					
1	BCBS OF FL	98167	X	10,856,706,759	14.5
2	HUMANA MEDICAL PLAN INC	95270	X	7,766,841,150	10.4
3	UNITEDHEALTHCARE INS CO	79413	L	6,564,655,287	8.8
4	HEALTH OPTIONS INC	95089	X	5,513,863,815	7.4
5	SUNSHINE STATE HLTH PLAN INC	13148	X	3,946,721,011	5.3
6	WELLCARE OF FL INC	95081	X	3,751,222,552	5.0
7	SIMPLY HLTHCARE PLANS INC	13726	X	3,135,137,774	4.2
8	UNITED HLTHCARE OF FL INC	95264	X	2,494,414,160	3.3
9	PREFERRED CARE PARTNERS INC	11176	X	2,251,917,495	3.0
10	HUMANA INS CO	73288	X	1,868,135,773	2.5
11	MOLINA HLTHCARE OF FL INC	13128	X	1,846,188,827	2.5
12	AETNA LIFE INS CO	60054	L	1,817,560,362	2.4
13	CAREPLUS HLTH PLANS INC	95092	X	1,771,316,132	2.4
14	AETNA HLTH INC FL CORP	95088	X	1,620,413,715	2.2
15	CIGNA HLTH & LIFE INS CO	67369	L	1,244,821,157	1.7
16	FLORIDA TRUE HLTH INC	14378	X	1,207,944,730	1.6
17	CELTIC INS CO	80799	X	1,112,849,372	1.5
18	FREEDOM HLTH INC	10119	X	1,093,397,326	1.5
19	AVMED INC	95263	X	928,307,304	1.2
20	HEALTH SUN HLTH PLANS	10122	X	900,080,412	1.2
21	CAPITAL HLTH PLAN INC	95112	X	863,171,411	1.2
22	HEALTHSPRING OF FL INC	11532	X	826,393,755	1.1
<b>AGGREGATE WRITE-INS FOR OTHER LINES OF BUSINESS, TOTAL PREMIUMS: \$192,116,455</b>					
1	JEFFERSON INS CO	11630	P	56,078,940	29.2
2	COURTESY INS CO	26492	P	51,158,054	26.6
3	CATERPILLAR INS CO	11255	P	12,226,523	6.4
4	ARCH INS CO	11150	P	10,658,408	5.5
5	INDIAN HARBOR INS CO	36940	P	9,326,717	4.9
6	AMERICAN ROAD INS CO	19631	P	8,826,692	4.6
7	GENERALI US BRANCH	11231	P	8,258,958	4.3
8	ARAG INS CO	34738	P	7,589,318	4.0
9	XL SPECIALTY INS CO	37885	P	6,587,601	3.4
10	MIDWEST EMPLOYERS CAS CO	23612	P	4,753,479	2.5
11	TRITON INS CO	41211	P	3,311,889	1.7
12	PLATEAU CAS INS CO	10817	P	2,730,473	1.4
13	BCS INS CO	38245	P	2,630,059	1.4
14	TOYOTA MOTOR INS CO	37621	P	2,112,207	1.1
<b>AIRCRAFT (ALL PERILS), TOTAL PREMIUMS: \$114,101,247</b>					
1	STARR IND & LIAB CO	38318	P	13,306,224	11.7
2	NATIONAL UNION FIRE INS CO OF PITTS	19445	P	12,203,895	10.7
3	ENDURANCE ASSUR CORP	11551	P	11,849,499	10.4
4	XL SPECIALTY INS CO	37885	P	10,196,102	8.9
5	QBE INS CORP	39217	P	7,688,255	6.7
6	ALLIANZ GLOBAL RISKS US INS CO	35300	P	7,107,041	6.2
7	OLD REPUBLIC INS CO	24147	P	6,410,797	5.6
8	AMERICAN ALT INS CORP	19720	P	4,720,006	4.1
9	ACE AMER INS CO	22667	P	4,523,965	4.0
10	LIBERTY MUT INS CO	23043	P	4,062,460	3.6
11	INSURANCE CO OF THE STATE OF PA	19429	P	3,894,159	3.4
12	GREAT AMER INS CO	16691	P	3,521,136	3.1
13	US SPECIALTY INS CO	29599	P	3,271,387	2.9

\*WITH RANK 10 OR LESS, OR AT LEAST 1% MARKET SHARE  
 SOURCE: NAIC ANNUAL STATEMENT, STATE PAGE

**TOP INSURANCE WRITERS\*, BY PRODUCT TYPE**

CALENDAR YEAR 2018

PURSUANT TO SECTION 624.313(1)(f), F.S.

RANK	COMPANY	NAIC COMPANY CODE	STATEMENT TYPE	DIRECT PREMIUMS WRITTEN (\$)	MARKET SHARE (%)
<b>AIRCRAFT (ALL PERILS), TOTAL PREMIUMS: \$114,101,247</b>					
14	MITSUMI SUMITOMO INS CO OF AMER	20362	P	2,451,955	2.1
15	NATIONAL IND CO OF THE SOUTH	42137	P	2,385,066	2.1
16	STARR SURPLUS LINES INS CO	13604	P	2,254,839	2.0
17	HALLMARK INS CO	34037	P	1,764,024	1.5
18	NORTH AMER ELITE INS CO	29700	P	1,545,450	1.4
19	TOKIO MARINE AMER INS CO	10945	P	1,378,378	1.2
20	STARNET INS CO	40045	P	1,206,644	1.1
21	AVEMCO INS CO	10367	P	1,183,518	1.0
22	WESTCHESTER FIRE INS CO	10030	P	1,144,742	1.0
<b>ALLIED LINES, TOTAL PREMIUMS: \$2,444,317,514</b>					
1	CITIZENS PROP INS CORP	10064	P	358,648,382	14.7
2	AMERICAN COASTAL INS CO	12968	P	258,363,130	10.6
3	AMERICAN SECURITY INS CO	42978	P	189,536,143	7.8
4	LEXINGTON INS CO	19437	P	136,905,738	5.6
5	WESTCHESTER SURPLUS LINES INS CO	10172	P	86,804,484	3.6
6	WESTON INS CO	14930	P	67,940,856	2.8
7	ZURICH AMER INS CO	16535	P	61,684,065	2.5
8	EVEREST NATL INS CO	10120	P	61,279,134	2.5
9	UNIVERSAL PROP & CAS INS	10861	P	59,399,432	2.4
10	QBE SPECIALTY INS CO	11515	P	59,072,463	2.4
11	AMERICAN INTEGRITY INS CO OF FL	12841	P	52,538,242	2.1
12	SAFEPOINT INS CO	15341	P	51,376,714	2.1
13	QBE INS CORP	39217	P	50,914,110	2.1
14	NATIONAL FIRE & MARINE INS CO	20079	P	49,063,016	2.0
15	SCOTTSDALE INS CO	41297	P	43,024,276	1.8
16	ENDURANCE AMER SPECIALTY INS CO	41718	P	40,572,130	1.7
17	FACTORY MUT INS CO	21482	P	36,686,342	1.5
18	HERITAGE PROP & CAS INS CO	14407	P	34,672,567	1.4
19	LANDMARK AMER INS CO	33138	P	33,056,168	1.4
20	WESTPORT INS CORP	39845	P	27,996,999	1.1
21	VOYAGER IND INS CO	40428	P	26,714,448	1.1
22	FIRST SPECIALTY INS CORP	34916	P	26,135,782	1.1
<b>ANNUITY CONSIDERATIONS, TOTAL PREMIUMS: \$19,580,782,765</b>					
1	LINCOLN NATL LIFE INS CO	65676	L	1,469,889,938	7.5
2	JACKSON NATL LIFE INS CO	65056	L	1,228,906,683	6.3
3	AMERICAN GEN LIFE INS CO	60488	L	930,559,004	4.8
4	ALLIANZ LIFE INS CO OF N AMER	90611	L	857,785,681	4.4
5	ATHENE ANN & LIFE CO	61689	L	851,728,306	4.3
6	FORETHOUGHT LIFE INS CO	91642	L	825,871,696	4.2
7	AXA EQUITABLE LIFE INS CO	62944	L	780,325,281	4.0
8	NEW YORK LIFE INS & ANN CORP	91596	L	686,345,860	3.5
9	VARIABLE ANN LIFE INS CO	70238	L	672,280,390	3.4
10	VOYA RETIREMENT INS & ANN CO	86509	L	648,561,898	3.3
11	PRUCO LIFE INS CO	79227	L	614,671,963	3.1
12	METROPOLITAN LIFE INS CO	65978	L	590,320,957	3.0
13	PACIFIC LIFE INS CO	67466	L	587,801,733	3.0
14	PRUDENTIAL INS CO OF AMER	68241	L	556,100,134	2.8
15	GREAT AMER LIFE INS CO	63312	L	431,631,240	2.2
16	BRIGHTHOUSE LIFE INS CO	87726	L	405,056,694	2.1
17	TEACHERS INS & ANN ASSOC OF AMER	69345	L	394,510,714	2.0
18	MASSACHUSETTS MUT LIFE INS CO	65935	L	360,310,910	1.8

\*WITH RANK 10 OR LESS, OR AT LEAST 1% MARKET SHARE

SOURCE: NAIC ANNUAL STATEMENT, STATE PAGE

**TOP INSURANCE WRITERS\*, BY PRODUCT TYPE**

CALENDAR YEAR 2018

PURSUANT TO SECTION 624.313(1)(f), F.S.

<b>RANK</b>	<b>COMPANY</b>	<b>NAIC COMPANY CODE</b>	<b>STATEMENT TYPE</b>	<b>DIRECT PREMIUMS WRITTEN (\$)</b>	<b>MARKET SHARE (%)</b>
<b>ANNUITY CONSIDERATIONS, TOTAL PREMIUMS: \$19,580,782,765</b>					
19	SYMETRA LIFE INS CO	68608	L	341,898,403	1.7
20	RIVERSOURCE LIFE INS CO	65005	L	322,464,613	1.6
21	AMERICAN EQUITY INVEST LIFE INS CO	92738	L	292,297,095	1.5
22	GREAT W LIFE & ANN INS CO	68322	L	272,025,038	1.4
23	PRINCIPAL LIFE INS CO	61271	L	263,028,945	1.3
24	NORTH AMER CO LIFE & HLTH INS	66974	L	240,170,099	1.2
25	MIDLAND NATL LIFE INS CO	66044	L	238,581,486	1.2
26	FIDELITY & GUAR LIFE INS CO	63274	L	236,054,353	1.2
27	PROTECTIVE LIFE INS CO	68136	L	229,759,900	1.2
28	SECURITY BENEFIT LIFE INS CO	68675	L	216,806,280	1.1
<b>BOILER AND MACHINERY, TOTAL PREMIUMS: \$72,458,534</b>					
1	FACTORY MUT INS CO	21482	P	25,479,383	35.2
2	TRAVELERS PROP CAS CO OF AMER	25674	P	5,429,993	7.5
3	HARTFORD STEAM BOIL INSPEC & INS CO	11452	P	4,844,607	6.7
4	LEXINGTON INS CO	19437	P	4,712,466	6.5
5	CONTINENTAL CAS CO	20443	P	3,537,816	4.9
6	FEDERAL INS CO	20281	P	2,925,338	4.0
7	XL INS AMER INC	24554	P	1,699,565	2.3
8	HOUSTON CAS CO	42374	P	1,654,242	2.3
9	ZURICH AMER INS CO	16535	P	1,597,463	2.2
10	ALLIANZ GLOBAL RISKS US INS CO	35300	P	1,030,821	1.4
11	NATIONAL UNION FIRE INS CO OF PITTS	19445	P	974,676	1.3
12	LIBERTY MUT FIRE INS CO	23035	P	950,823	1.3
13	AFFILIATED FM INS CO	10014	P	902,131	1.2
14	AMERICAN GUAR & LIAB INS	26247	P	877,973	1.2
15	INDIAN HARBOR INS CO	36940	P	834,894	1.2
<b>BURGLARY AND THEFT, TOTAL PREMIUMS: \$22,136,126</b>					
1	TRAVELERS CAS & SURETY CO OF AMER	31194	P	4,120,980	18.6
2	HISCOX INS CO INC	10200	P	2,498,452	11.3
3	ASPEN SPECIALTY INS CO	10717	P	1,849,159	8.4
4	FEDERAL INS CO	20281	P	1,733,461	7.8
5	NATIONAL UNION FIRE INS CO OF PITTS	19445	P	1,196,807	5.4
6	CUMIS INS SOCIETY INC	10847	P	1,127,416	5.1
7	ZURICH AMER INS CO	16535	P	1,026,418	4.6
8	XL SPECIALTY INS CO	37885	P	847,436	3.8
9	UNITED CAS INS CO OF AMER	11142	P	838,814	3.8
10	US SPECIALTY INS CO	29599	P	759,919	3.4
11	CONTINENTAL CAS CO	20443	P	688,665	3.1
12	STEADFAST INS CO	26387	P	615,663	2.8
13	MASSACHUSETTS BAY INS CO	22306	P	482,678	2.2
14	UNITED STATES LIAB INS CO	25895	P	291,126	1.3
15	HARCO NATL INS CO	26433	P	290,623	1.3
16	THE CINCINNATI INS CO	10677	P	281,010	1.3
17	ALLIED PROP & CAS INS CO	42579	P	271,775	1.2
18	HARTFORD FIRE INS CO	19682	P	261,437	1.2
19	PHILADELPHIA IND INS CO	18058	P	245,499	1.1
20	FIDELITY & DEPOSIT CO OF MD	39306	P	228,006	1.0
<b>COMMERCIAL AUTO, TOTAL PREMIUMS: \$3,263,883,135</b>					
1	PROGRESSIVE EXPRESS INS CO	10193	P	780,851,044	23.9
2	AUTO OWNERS INS CO	18988	P	108,882,273	3.3
3	OWNERS INS CO	32700	P	89,824,655	2.8
4	GRANADA INS CO	16870	P	61,362,301	1.9

\*WITH RANK 10 OR LESS, OR AT LEAST 1% MARKET SHARE

SOURCE: NAIC ANNUAL STATEMENT, STATE PAGE

**TOP INSURANCE WRITERS\*, BY PRODUCT TYPE**

CALENDAR YEAR 2018

PURSUANT TO SECTION 624.313(1)(f), F.S.

<b>RANK</b>	<b>COMPANY</b>	<b>NAIC COMPANY CODE</b>	<b>STATEMENT TYPE</b>	<b>DIRECT PREMIUMS WRITTEN (\$)</b>	<b>MARKET SHARE (%)</b>
<b>COMMERCIAL AUTO, TOTAL PREMIUMS: \$3,263,883,135</b>					
5	WESTFIELD INS CO	24112	P	59,813,560	1.8
6	NATIONAL IND CO OF THE SOUTH	42137	P	58,637,282	1.8
7	ALLSTATE INS CO	19232	P	57,577,074	1.8
8	CLEAR BLUE INS CO	28860	P	52,990,020	1.6
9	ACE AMER INS CO	22667	P	46,469,751	1.4
10	ZURICH AMER INS CO	16535	P	46,280,654	1.4
11	FCCI INS CO	10178	P	45,893,300	1.4
12	OHIO SECURITY INS CO	24082	P	44,377,558	1.4
13	WESCO INS CO	25011	P	44,080,239	1.4
14	STATE FARM MUT AUTO INS CO	25178	P	42,016,479	1.3
15	GOVERNMENT EMPLOYEES INS CO	22063	P	39,360,381	1.2
16	ASCENDANT COMMERCIAL INS INC	13683	P	38,946,855	1.2
17	NATIONAL SPECIALTY INS CO	22608	P	38,454,076	1.2
18	EMPIRE FIRE & MARINE INS CO	21326	P	37,261,068	1.1
19	AMGUARD INS CO	42390	P	36,103,024	1.1
20	OLD DOMINION INS CO	40231	P	35,843,020	1.1
21	AMERISURE INS CO	19488	P	34,576,949	1.1
22	PRIME PROP & CAS INS INC	14371	P	32,671,785	1.0
<b>COMMERCIAL MULTIPLE PERIL, TOTAL PREMIUMS: \$1,943,358,015</b>					
1	PHILADELPHIA IND INS CO	18058	P	100,203,311	5.2
2	HERITAGE PROP & CAS INS CO	14407	P	83,236,589	4.3
3	AMERICAN CAPITAL ASSUR CORP	12601	P	75,980,841	3.9
4	ZURICH AMER INS CO	16535	P	65,898,001	3.4
5	OHIO SECURITY INS CO	24082	P	63,297,784	3.3
6	SCOTTSDALE INS CO	41297	P	59,786,098	3.1
7	SOUTHERN OWNERS INS CO	10190	P	58,736,166	3.0
8	OLD DOMINION INS CO	40231	P	56,487,562	2.9
9	UNITED SPECIALTY INS CO	12537	P	54,596,269	2.8
10	ACE AMER INS CO	22667	P	50,296,363	2.6
11	ASPEN SPECIALTY INS CO	10717	P	40,453,619	2.1
12	INTEGON NATL INS CO	29742	P	39,463,325	2.0
13	INDIAN HARBOR INS CO	36940	P	38,915,521	2.0
14	WESTFIELD INS CO	24112	P	37,408,991	1.9
15	FIRST COMMUNITY INS CO	13990	P	35,684,277	1.8
16	TOWER HILL PRIME INS CO	11027	P	35,413,977	1.8
17	FEDERAL INS CO	20281	P	31,808,002	1.6
18	STEADFAST INS CO	26387	P	27,929,798	1.4
19	DEPOSITORS INS CO	42587	P	27,120,946	1.4
20	NATIONWIDE INS CO OF AMER	25453	P	27,041,930	1.4
21	SAFETY SPECIALTY INS CO	13815	P	25,685,745	1.3
22	GRANADA INS CO	16870	P	22,519,463	1.2
23	HARTFORD FIRE INS CO	19682	P	22,254,190	1.1
24	CHARTER OAK FIRE INS CO	25615	P	21,872,431	1.1
25	STATE FARM FL INS CO	10739	P	21,350,672	1.1
26	INDEPENDENT SPECIALTY INS CO	39640	P	20,746,122	1.1
<b>CREDIT, TOTAL PREMIUMS: \$122,908,799</b>					
1	EULER HERMES N AMER INS CO	20516	P	28,819,239	23.4
2	GREAT AMER E&S INS CO	37532	P	18,856,152	15.3
3	GREAT AMER ASSUR CO	26344	P	18,604,488	15.1
4	OLD REPUBLIC INS CO	24147	P	9,956,838	8.1
5	OHIO IND CO	26565	P	8,396,243	6.8

\*WITH RANK 10 OR LESS, OR AT LEAST 1% MARKET SHARE

SOURCE: NAIC ANNUAL STATEMENT, STATE PAGE

**TOP INSURANCE WRITERS\*, BY PRODUCT TYPE**

CALENDAR YEAR 2018

PURSUANT TO SECTION 624.313(1)(f), F.S.

RANK	COMPANY	NAIC COMPANY CODE	STATEMENT TYPE	DIRECT PREMIUMS WRITTEN (\$)	MARKET SHARE (%)
<b>CREDIT, TOTAL PREMIUMS: \$122,908,799</b>					
6	COFACE N AMER INS CO	31887	P	7,708,948	6.3
7	ARCH INS CO	11150	P	4,648,063	3.8
8	ATRADIUS TRADE CREDIT INS CO	25422	P	4,399,397	3.6
9	FIRST COLONIAL INS CO	29980	P	3,677,733	3.0
10	ATLANTIC SPECIALTY INS CO	27154	P	3,333,501	2.7
11	QBE INS CORP	39217	P	3,198,423	2.6
12	AMERICAN NATL PROP & CAS CO	28401	P	1,856,664	1.5
13	SCOTTSDALE INS CO	41297	P	1,667,462	1.4
14	OLD UNITED CAS CO	37060	P	1,499,814	1.2
<b>DEPOSIT-TYPE CONTRACT FUNDS, TOTAL PREMIUMS: \$1,509,848,862</b>					
1	PRINCIPAL LIFE INS CO	61271	L	426,332,889	28.2
2	MASSACHUSETTS MUT LIFE INS CO	65935	L	304,537,328	20.2
3	PRUDENTIAL RETIREMENT INS & ANN CO	93629	L	202,618,122	13.4
4	VARIABLE ANN LIFE INS CO	70238	L	170,275,708	11.3
5	TALCOTT RESOLUTION LIFE INS CO	88072	L	120,217,138	8.0
6	KNIGHTS OF COLUMBUS	58033	F	37,296,364	2.5
7	NEW YORK LIFE INS & ANN CORP	91596	L	23,840,512	1.6
8	SYMETRA LIFE INS CO	68608	L	23,114,680	1.5
9	PRUDENTIAL INS CO OF AMER	68241	L	19,292,352	1.3
10	MINNESOTA LIFE INS CO	66168	L	16,489,670	1.1
<b>EARTHQUAKE, TOTAL PREMIUMS: \$28,069,573</b>					
1	HOUSTON CAS CO	42374	P	6,059,505	21.6
2	ENDURANCE AMER SPECIALTY INS CO	41718	P	4,354,753	15.5
3	LEXINGTON INS CO	19437	P	3,788,928	13.5
4	EVANSTON INS CO	35378	P	2,319,417	8.3
5	IRONSHORE SPECIALTY INS CO	25445	P	1,363,104	4.9
6	XL INS AMER INC	24554	P	1,177,055	4.2
7	NATIONAL FIRE & MARINE INS CO	20079	P	964,028	3.4
8	STARSTONE SPECIALTY INS CO	44776	P	876,392	3.1
9	ALLIANZ GLOBAL RISKS US INS CO	35300	P	599,147	2.1
10	ZURICH AMER INS CO	16535	P	573,550	2.0
11	ARCH SPECIALTY INS CO	21199	P	405,482	1.4
12	MAXUM IND CO	26743	P	379,292	1.4
13	AXIS SURPLUS INS CO	26620	P	323,085	1.2
14	ALLIED WORLD ASSUR CO US INC	19489	P	311,887	1.1
15	WESTCHESTER SURPLUS LINES INS CO	10172	P	311,850	1.1
<b>EXCESS WORKERS' COMPENSATION, TOTAL PREMIUMS: \$62,393,109</b>					
1	SAFETY NATL CAS CORP	15105	P	17,376,725	27.9
2	NEW YORK MARINE & GEN INS CO	16608	P	11,567,784	18.5
3	ACE AMER INS CO	22667	P	8,981,162	14.4
4	COLONY INS CO	39993	P	6,022,475	9.7
5	ARCH INS CO	11150	P	3,484,131	5.6
6	STATE NATL INS CO INC	12831	P	3,368,862	5.4
7	NATIONAL UNION FIRE INS CO OF PITTS	19445	P	1,667,959	2.7
8	XL SPECIALTY INS CO	37885	P	1,559,306	2.5
9	LM INS CORP	33600	P	1,502,243	2.4
10	EVANSTON INS CO	35378	P	1,489,864	2.4
11	TRAVELERS PROP CAS CO OF AMER	25674	P	979,787	1.6
12	FEDERATED RURAL ELECTRIC INS EXCH	11118	P	846,815	1.4
13	EVEREST NATL INS CO	10120	P	810,799	1.3
<b>FARMOWNERS MULTIPLE PERIL, TOTAL PREMIUMS: \$24,607,326</b>					
1	GREAT AMER ASSUR CO	26344	P	7,798,083	31.7
2	GREAT AMER INS CO OF NY	22136	P	3,140,237	12.8

\*WITH RANK 10 OR LESS, OR AT LEAST 1% MARKET SHARE  
SOURCE: NAIC ANNUAL STATEMENT, STATE PAGE

**TOP INSURANCE WRITERS\*, BY PRODUCT TYPE**

CALENDAR YEAR 2018

PURSUANT TO SECTION 624.313(1)(f), F.S.

RANK	COMPANY	NAIC COMPANY CODE	STATEMENT TYPE	DIRECT PREMIUMS WRITTEN (\$)	MARKET SHARE (%)
<b>FARMOWNERS MULTIPLE PERIL, TOTAL PREMIUMS: \$24,607,326</b>					
3	GREAT AMER INS CO	16691	P	2,648,491	10.8
4	FCCI INS CO	10178	P	2,157,284	8.8
5	SCOTTSDALE INS CO	41297	P	1,688,063	6.9
6	TRAVELERS IND CO	25658	P	1,465,805	6.0
7	CHARTER OAK FIRE INS CO	25615	P	1,039,221	4.2
8	TRAVELERS IND CO OF AMER	25666	P	1,025,824	4.2
9	INDEMNITY INS CO OF NORTH AMER	43575	P	826,619	3.4
10	MARKEL INS CO	38970	P	708,965	2.9
11	AMERICAN RELIABLE INS CO	19615	P	577,691	2.3
12	TRAVELERS IND CO OF CT	25682	P	483,974	2.0
13	NATIONAL TRUST INS CO	20141	P	441,299	1.8
14	GEMINI INS CO	10833	P	314,259	1.3
15	GREAT AMER ALLIANCE INS CO	26832	P	290,836	1.2
<b>FEDERAL FLOOD, TOTAL PREMIUMS: \$819,242,341</b>					
1	WRIGHT NATL FLOOD INS CO	11523	P	237,048,055	28.9
2	AMERICAN BANKERS INS CO OF FL	10111	P	108,762,049	13.3
3	ALLSTATE INS CO	19232	P	68,882,054	8.4
4	HARTFORD INS CO OF THE MIDWEST	37478	P	63,578,948	7.8
5	AMERICAN STRATEGIC INS CORP	10872	P	60,917,450	7.4
6	TOWER HILL PRIME INS CO	11027	P	32,079,683	3.9
7	SELECTIVE INS CO OF THE SOUTHEAST	39926	P	31,505,899	3.8
8	USAA GEN IND CO	18600	P	29,047,358	3.5
9	FIRST COMMUNITY INS CO	13990	P	27,917,121	3.4
10	OCCIDENTAL FIRE & CAS CO OF NC	23248	P	19,625,260	2.4
11	AUTO CLUB S INS CO	41041	P	16,832,511	2.1
12	FEDNAT INS CO	10790	P	13,963,606	1.7
13	IMPERIAL FIRE & CAS INS CO	44369	P	12,446,651	1.5
14	PHILADELPHIA IND INS CO	18058	P	12,116,377	1.5
15	OLD DOMINION INS CO	40231	P	11,371,486	1.4
16	UNITED PROP & CAS INS CO	10969	P	10,116,275	1.2
<b>FIDELITY, TOTAL PREMIUMS: \$62,059,481</b>					
1	TRAVELERS CAS & SURETY CO OF AMER	31194	P	12,175,098	19.6
2	FEDERAL INS CO	20281	P	8,995,809	14.5
3	NATIONAL UNION FIRE INS CO OF PITTS	19445	P	3,642,037	5.9
4	GREAT AMER INS CO	16691	P	3,155,559	5.1
5	LIBERTY MUT INS CO	23043	P	3,005,861	4.8
6	HARTFORD FIRE INS CO	19682	P	2,838,941	4.6
7	CUMIS INS SOCIETY INC	10847	P	2,656,521	4.3
8	CONTINENTAL CAS CO	20443	P	2,585,965	4.2
9	HANOVER INS CO	22292	P	2,517,053	4.1
10	AXIS INS CO	37273	P	1,515,151	2.4
11	ZURICH AMER INS CO	16535	P	1,381,576	2.2
12	WESTERN SURETY CO	13188	P	1,274,491	2.1
13	BEAZLEY INS CO INC	37540	P	1,226,815	2.0
14	PHILADELPHIA IND INS CO	18058	P	1,119,766	1.8
15	COLONIAL SURETY CO	10758	P	980,342	1.6
16	FIDELITY & DEPOSIT CO OF MD	39306	P	873,244	1.4
17	UNITED STATES FIRE INS CO	21113	P	771,007	1.2
18	OHIO CAS INS CO	24074	P	708,495	1.1
19	SOUTHERN OWNERS INS CO	10190	P	705,426	1.1
20	CONTINENTAL INS CO	35289	P	675,199	1.1

\*WITH RANK 10 OR LESS, OR AT LEAST 1% MARKET SHARE

SOURCE: NAIC ANNUAL STATEMENT, STATE PAGE



**TOP INSURANCE WRITERS\*, BY PRODUCT TYPE**

CALENDAR YEAR 2018

PURSUANT TO SECTION 624.313(1)(f), F.S.

<b>RANK</b>	<b>COMPANY</b>	<b>NAIC COMPANY CODE</b>	<b>STATEMENT TYPE</b>	<b>DIRECT PREMIUMS WRITTEN (\$)</b>	<b>MARKET SHARE (%)</b>
<b>FIDELITY, TOTAL PREMIUMS: \$62,059,481</b>					
21	RLI INS CO	13056	P	650,611	1.0
22	OLD REPUBLIC SURETY CO	40444	P	646,998	1.0
<b>FINANCIAL GUARANTY, TOTAL PREMIUMS: \$4,174,621</b>					
1	ASSURED GUAR MUNICIPAL CORP	18287	P	3,592,403	86.1
2	MBIA INS CORP	12041	P	263,353	6.3
3	AMBAC ASSUR CORP	18708	P	173,930	4.2
4	BUILD AMER MUT ASSUR CO	14380	P	144,935	3.5
<b>FIRE, TOTAL PREMIUMS: \$1,265,621,074</b>					
1	SECURITY FIRST INS CO	10117	P	76,592,076	6.1
2	LEXINGTON INS CO	19437	P	66,569,747	5.3
3	FEDNAT INS CO	10790	P	51,939,519	4.1
4	PEOPLES TRUST INS CO	13125	P	49,322,128	3.9
5	ARCH SPECIALTY INS CO	21199	P	48,031,562	3.8
6	AMERICAN SECURITY INS CO	42978	P	46,167,817	3.6
7	VOYAGER IND INS CO	40428	P	44,164,871	3.5
8	GENERAL SECURITY IND CO OF AZ	20559	P	34,994,115	2.8
9	STARR SURPLUS LINES INS CO	13604	P	33,813,110	2.7
10	HOMEOWNERS CHOICE PROP & CAS INS CO	12944	P	33,533,675	2.6
11	AMERICAN INTEGRITY INS CO OF FL	12841	P	30,142,282	2.4
12	SOUTHERN FIDELITY INS CO INC	10136	P	28,196,373	2.2
13	QBE SPECIALTY INS CO	11515	P	28,175,665	2.2
14	IRONSHORE SPECIALTY INS CO	25445	P	27,808,203	2.2
15	EMPIRE IND INS CO	21334	P	26,393,414	2.1
16	INDIAN HARBOR INS CO	36940	P	26,024,408	2.1
17	SOUTHERN FIDELITY PROP & CAS INC	14166	P	25,547,212	2.0
18	UNITED PROP & CAS INS CO	10969	P	25,133,189	2.0
19	EVANSTON INS CO	35378	P	23,012,123	1.8
20	CITIZENS PROP INS CORP	10064	P	19,898,270	1.6
21	UNIVERSAL INS CO OF NA	11986	P	19,715,974	1.6
22	SOUTHERN OAK INS CO	12247	P	19,375,861	1.5
23	FACTORY MUT INS CO	21482	P	19,187,942	1.5
24	WESTCHESTER SURPLUS LINES INS CO	10172	P	18,366,077	1.5
25	CAPITOL PREFERRED INS CO	10908	P	17,942,221	1.4
26	FIRST PROTECTIVE INS CO	10897	P	17,846,367	1.4
27	FLORIDA FAMILY INS CO	10688	P	15,615,625	1.2
28	SCOTTSDALE INS CO	41297	P	14,573,622	1.2
29	LANDMARK AMER INS CO	33138	P	14,192,541	1.1
30	ZURICH AMER INS CO	16535	P	13,465,610	1.1
31	EMPLOYERS INS CO OF WAUSAU	21458	P	12,795,410	1.0
<b>HOMEOWNERS MULTIPLE PERIL, TOTAL PREMIUMS: \$9,537,923,376</b>					
1	UNIVERSAL PROP & CAS INS	10861	P	934,757,515	9.8
2	STATE FARM FL INS CO	10739	P	660,970,037	6.9
3	CITIZENS PROP INS CORP	10064	P	489,870,458	5.1
4	FEDNAT INS CO	10790	P	400,159,717	4.2
5	HERITAGE PROP & CAS INS CO	14407	P	380,555,146	4.0
6	SECURITY FIRST INS CO	10117	P	345,808,773	3.6
7	FIRST PROTECTIVE INS CO	10897	P	292,275,108	3.1
8	HOMEOWNERS CHOICE PROP & CAS INS CO	12944	P	290,965,688	3.1
9	ST JOHNS INS CO INC	11844	P	274,603,213	2.9
10	AMERICAN INTEGRITY INS CO OF FL	12841	P	233,736,119	2.5
11	UNITED PROP & CAS INS CO	10969	P	232,611,264	2.4
12	UNITED SERV AUTOMOBILE ASSN	25941	P	230,721,113	2.4

\*WITH RANK 10 OR LESS, OR AT LEAST 1% MARKET SHARE

SOURCE: NAIC ANNUAL STATEMENT, STATE PAGE

**TOP INSURANCE WRITERS\*, BY PRODUCT TYPE**

CALENDAR YEAR 2018

PURSUANT TO SECTION 624.313(1)(f), F.S.

<b>RANK</b>	<b>COMPANY</b>	<b>NAIC COMPANY CODE</b>	<b>STATEMENT TYPE</b>	<b>DIRECT PREMIUMS WRITTEN (\$)</b>	<b>MARKET SHARE (%)</b>
<b>HOMEOWNERS MULTIPLE PERIL, TOTAL PREMIUMS: \$9,537,923,376</b>					
13	FLORIDA PENINSULA INS CO	10132	P	229,494,924	2.4
14	TOWER HILL PRIME INS CO	11027	P	218,831,477	2.3
15	FEDERAL INS CO	20281	P	207,864,411	2.2
16	PEOPLES TRUST INS CO	13125	P	170,328,066	1.8
17	AIG PROP CAS CO	19402	P	163,872,451	1.7
18	ASI PREFERRED INS CORP	13142	P	163,733,509	1.7
19	OLYMPUS INS CO	12954	P	141,179,775	1.5
20	FAMILY SECURITY INS CO INC	14432	P	121,185,694	1.3
21	USAA CAS INS CO	25968	P	118,313,954	1.2
22	LEXINGTON INS CO	19437	P	109,514,767	1.1
23	AUTO CLUB INS CO OF FL	12813	P	105,902,507	1.1
24	TOWER HILL SIGNATURE INS CO	12538	P	104,872,901	1.1
25	AMERICAN TRADITIONS INS CO	12359	P	101,868,239	1.1
26	TOWER HILL PREFERRED INS CO	29050	P	99,705,260	1.0
27	CASTLE KEY INS CO	30511	P	97,037,878	1.0
<b>INLAND MARINE, TOTAL PREMIUMS: \$1,518,009,541</b>					
1	CONTINENTAL CAS CO	20443	P	247,764,202	16.3
2	LIBERTY INS UNDERWRITERS INC	19917	P	132,158,424	8.7
3	NATIONAL UNION FIRE INS CO OF PITTS	19445	P	47,738,413	3.1
4	AMERICAN BANKERS INS CO OF FL	10111	P	42,669,004	2.8
5	FEDERAL INS CO	20281	P	42,145,938	2.8
6	AMERICAN ZURICH INS CO	40142	P	41,804,215	2.8
7	PROGRESSIVE AMER INS CO	24252	P	37,075,440	2.4
8	AMERICAN HOME ASSUR CO	19380	P	36,854,813	2.4
9	STATE FARM FL INS CO	10739	P	35,458,939	2.3
10	ZURICH AMER INS CO	16535	P	32,071,434	2.1
11	GEICO MARINE INS CO	37923	P	31,452,397	2.1
12	NATIONAL CAS CO	11991	P	30,279,997	2.0
13	LEXINGTON INS CO	19437	P	30,107,264	2.0
14	UNITED STATES FIRE INS CO	21113	P	26,453,114	1.7
15	JEWELERS MUT INS CO	14354	P	26,076,168	1.7
16	NEW HAMPSHIRE INS CO	23841	P	24,934,049	1.6
17	FACTORY MUT INS CO	21482	P	22,885,664	1.5
18	PROGRESSIVE SELECT INS CO	10192	P	22,242,839	1.5
19	AGCS MARINE INS CO	22837	P	21,347,942	1.4
20	AMERICAN PET INS CO	12190	P	21,079,259	1.4
21	OLD REPUBLIC INS CO	24147	P	18,511,683	1.2
22	LYNDON SOUTHERN INS CO	10051	P	17,934,764	1.2
23	TRAVELERS PROP CAS CO OF AMER	25674	P	17,778,218	1.2
24	ACE AMER INS CO	22667	P	16,867,846	1.1
25	ALLIED PROP & CAS INS CO	42579	P	16,323,056	1.1
26	XL SPECIALTY INS CO	37885	P	15,901,200	1.0
27	PROGRESSIVE EXPRESS INS CO	10193	P	15,621,945	1.0
<b>LIFE, TOTAL PREMIUMS: \$9,776,581,150</b>					
1	NORTHWESTERN MUT LIFE INS CO	67091	L	678,855,936	6.9
2	LINCOLN NATL LIFE INS CO	65676	L	474,493,538	4.9
3	MASSACHUSETTS MUT LIFE INS CO	65935	L	416,327,793	4.3
4	METROPOLITAN LIFE INS CO	65978	L	415,396,984	4.2
5	NEW YORK LIFE INS CO	66915	L	367,218,425	3.8
6	JOHN HANCOCK LIFE INS CO USA	65838	L	344,373,839	3.5
7	TRANSAMERICA LIFE INS CO	86231	L	319,283,967	3.3

\*WITH RANK 10 OR LESS, OR AT LEAST 1% MARKET SHARE  
SOURCE: NAIC ANNUAL STATEMENT, STATE PAGE

**TOP INSURANCE WRITERS\*, BY PRODUCT TYPE**

CALENDAR YEAR 2018

PURSUANT TO SECTION 624.313(1)(f), F.S.

RANK	COMPANY	NAIC COMPANY CODE	STATEMENT TYPE	DIRECT PREMIUMS WRITTEN (\$)	MARKET SHARE (%)
<b>LIFE, TOTAL PREMIUMS: \$9,776,581,150</b>					
8	PACIFIC LIFE INS CO	67466	L	302,508,409	3.1
9	GUARDIAN LIFE INS CO OF AMER	64246	L	278,077,345	2.8
10	PRUCO LIFE INS CO	79227	L	249,610,680	2.6
11	STATE FARM LIFE INS CO	69108	L	242,946,292	2.5
12	AMERICAN GEN LIFE INS CO	60488	L	241,409,955	2.5
13	PRUDENTIAL INS CO OF AMER	68241	L	221,815,702	2.3
14	PRIMERICA LIFE INS CO	65919	L	175,287,137	1.8
15	BRIGHTHOUSE LIFE INS CO	87726	L	171,708,210	1.8
16	MINNESOTA LIFE INS CO	66168	L	168,230,329	1.7
17	UNITED OF OMAHA LIFE INS CO	69868	L	157,572,885	1.6
18	AXA EQUITABLE LIFE INS CO	62944	L	155,358,903	1.6
19	MIDLAND NATL LIFE INS CO	66044	L	142,308,671	1.5
20	PROTECTIVE LIFE INS CO	68136	L	113,033,546	1.2
21	TRANSAMERICA PREMIER LIFE INS CO	66281	L	98,150,018	1.0
<b>MEDICAL PROFESSIONAL LIABILITY, TOTAL PREMIUMS: \$603,216,230</b>					
1	DOCTORS CO AN INTERINS EXCH	34495	P	113,539,202	18.8
2	MAG MUT INS CO	42617	P	66,206,801	11.0
3	MEDICAL PROTECTIVE CO	11843	P	46,820,197	7.8
4	NORCAL MUT INS CO	33200	P	35,307,259	5.9
5	THE HLTHCARE UNDERWRITING CO RRG	10152	P	35,248,111	5.8
6	NATIONAL FIRE & MARINE INS CO	20079	P	27,765,462	4.6
7	PROASSURANCE CAS CO	38954	P	14,540,258	2.4
8	MEDMAL DIRECT INS CO	13793	P	14,358,272	2.4
9	AMERICAN CAS CO OF READING PA	20427	P	14,354,063	2.4
10	COLUMBIA CAS CO	31127	P	13,791,339	2.3
11	SAMARITAN RRG INC	12511	P	9,355,152	1.6
12	MCIC VT A RECIP RRG	10697	P	9,030,678	1.5
13	LANDMARK AMER INS CO	33138	P	8,419,130	1.4
14	HEALTHCARE UNDERWRITERS GRP INC	12233	P	7,611,210	1.3
15	EVANSTON INS CO	35378	P	7,433,446	1.2
16	ADMIRAL INS CO	24856	P	7,383,563	1.2
17	PROASSURANCE SPECIALTY INS CO	10179	P	6,617,163	1.1
18	HEALTH CARE IND INC	35904	P	6,341,464	1.1
19	PHYSICIANS INS CO	11588	P	6,288,391	1.0
<b>MORTGAGE GUARANTY, TOTAL PREMIUMS: \$352,076,326</b>					
1	RADIAN GUAR INC	33790	P	85,527,072	24.3
2	MORTGAGE GUAR INS CORP	29858	P	82,838,784	23.5
3	ESSENT GUAR INC	13634	P	53,500,970	15.2
4	GENWORTH MORTGAGE INS CORP	38458	P	49,576,819	14.1
5	ARCH MORTGAGE INS CO	40266	P	34,108,155	9.7
6	UNITED GUAR RESIDENTIAL INS CO	15873	P	26,226,703	7.4
7	NATIONAL MORTGAGE INS CORP	13695	P	14,388,162	4.1
8	REPUBLIC MORTGAGE INS CO	28452	P	4,710,493	1.3
9	MGIC IND CORP	18740	P	1,153,924	0.3
10	ARCH MORTGAGE GUAR CO	18732	P	45,244	0.0
<b>MULTIPLE PERIL CROP, TOTAL PREMIUMS: \$104,807,410</b>					
1	GREAT AMER INS CO	16691	P	26,442,558	25.2
2	ACE PROP & CAS INS CO	20699	P	19,786,886	18.9
3	AMERICAN AGRI BUSINESS INS CO	12548	P	15,884,745	15.2
4	GUIDEONE MUT INS CO	15032	P	13,958,367	13.3
5	AGRI GEN INS CO	42757	P	11,680,180	11.1
6	NAU COUNTRY INS CO	25240	P	10,845,710	10.3

\*WITH RANK 10 OR LESS, OR AT LEAST 1% MARKET SHARE  
SOURCE: NAIC ANNUAL STATEMENT, STATE PAGE

**TOP INSURANCE WRITERS\*, BY PRODUCT TYPE**

CALENDAR YEAR 2018

PURSUANT TO SECTION 624.313(1)(f), F.S.

<b>RANK</b>	<b>COMPANY</b>	<b>NAIC COMPANY CODE</b>	<b>STATEMENT TYPE</b>	<b>DIRECT PREMIUMS WRITTEN (\$)</b>	<b>MARKET SHARE (%)</b>
<b>MULTIPLE PERIL CROP, TOTAL PREMIUMS: \$104,807,410</b>					
7	RURAL COMM INS CO	39039	P	3,444,513	3.3
8	PRODUCERS AGRICULTURE INS CO	34312	P	1,806,286	1.7
9	ASPEN AMER INS CO	43460	P	471,754	0.5
10	FARMERS MUT HAIL INS CO OF IA	13897	P	189,761	0.2
<b>OCEAN MARINE, TOTAL PREMIUMS: \$352,225,856</b>					
1	GEICO MARINE INS CO	37923	P	52,552,099	14.9
2	NATIONAL UNION FIRE INS CO OF PITTS	19445	P	31,020,031	8.8
3	SEVEN SEAS INS CO INC	37672	P	20,651,787	5.9
4	TRAVELERS PROP CAS CO OF AMER	25674	P	20,208,163	5.7
5	XL SPECIALTY INS CO	37885	P	18,074,447	5.1
6	ACE AMER INS CO	22667	P	17,143,280	4.9
7	EVEREST NATL INS CO	10120	P	13,381,866	3.8
8	GREAT AMER INS CO	16691	P	13,331,840	3.8
9	FEDERAL INS CO	20281	P	12,386,910	3.5
10	ATLANTIC SPECIALTY INS CO	27154	P	12,166,465	3.5
11	AIG PROP CAS CO	19402	P	10,285,039	2.9
12	NAVIGATORS INS CO	42307	P	10,140,010	2.9
13	CONTINENTAL INS CO	35289	P	9,147,472	2.6
14	NATIONAL SPECIALTY INS CO	22608	P	6,865,590	1.9
15	MARKEL AMER INS CO	28932	P	6,327,042	1.8
16	ASPEN AMER INS CO	43460	P	6,035,491	1.7
17	AGCS MARINE INS CO	22837	P	5,992,436	1.7
18	PRIVILEGE UNDERWRITERS RECP EXCH	12873	P	5,733,676	1.6
19	LIBERTY MUT INS CO	23043	P	5,217,036	1.5
20	TOKIO MARINE AMER INS CO	10945	P	5,075,322	1.4
21	ARGONAUT INS CO	19801	P	5,011,236	1.4
22	AMERICAN SOUTHERN HOME INS CO	41998	P	4,880,205	1.4
23	IRONSHORE IND INC	23647	P	4,878,785	1.4
24	STARR IND & LIAB CO	38318	P	4,844,235	1.4
25	AXIS INS CO	37273	P	4,629,676	1.3
26	ENDURANCE ASSUR CORP	11551	P	4,473,955	1.3
27	RLI INS CO	13056	P	3,753,093	1.1
28	US SPECIALTY INS CO	29599	P	3,606,261	1.0
<b>OTHER CONSIDERATIONS, TOTAL PREMIUMS: \$4,679,436,976</b>					
1	NATIONWIDE LIFE INS CO	66869	L	1,081,792,432	23.1
2	JOHN HANCOCK LIFE INS CO USA	65838	L	863,681,603	18.5
3	TRANSAMERICA FINANCIAL LIFE INS CO	70688	L	504,025,184	10.8
4	MASSACHUSETTS MUT LIFE INS CO	65935	L	472,836,447	10.1
5	PRUDENTIAL INS CO OF AMER	68241	L	424,416,068	9.1
6	NATIONWIDE LIFE & ANN INS CO	92657	L	409,432,856	8.7
7	TRANSAMERICA LIFE INS CO	86231	L	322,928,879	6.9
8	STANDARD INS CO	69019	L	166,605,994	3.6
9	MUTUAL OF AMER LIFE INS CO	88668	L	117,286,480	2.5
10	MINNESOTA LIFE INS CO	66168	L	94,790,097	2.0
11	TALCOTT RESOLUTION LIFE INS CO	88072	L	84,928,700	1.8
12	NEW YORK LIFE INS CO	66915	L	58,658,875	1.3
<b>OTHER LIABILITY, TOTAL PREMIUMS: \$5,647,806,958</b>					
1	AMERICAN BANKERS INS CO OF FL	10111	P	1,796,714,884	31.8
2	ACE AMER INS CO	22667	P	233,754,176	4.1
3	SOUTHERN OWNERS INS CO	10190	P	109,647,929	1.9
4	FEDERAL INS CO	20281	P	94,524,724	1.7
5	EVANSTON INS CO	35378	P	87,176,949	1.5

\*WITH RANK 10 OR LESS, OR AT LEAST 1% MARKET SHARE

SOURCE: NAIC ANNUAL STATEMENT, STATE PAGE

**TOP INSURANCE WRITERS\*, BY PRODUCT TYPE**

CALENDAR YEAR 2018

PURSUANT TO SECTION 624.313(1)(f), F.S.

RANK	COMPANY	NAIC COMPANY CODE	STATEMENT TYPE	DIRECT PREMIUMS WRITTEN (\$)	MARKET SHARE (%)
<b>OTHER LIABILITY, TOTAL PREMIUMS: \$5,647,806,958</b>					
6	UNITED SPECIALTY INS CO	12537	P	70,980,890	1.3
7	SCOTTSDALE INS CO	41297	P	67,144,166	1.2
8	CONTINENTAL CAS CO	20443	P	66,350,080	1.2
9	ZURICH AMER INS CO	16535	P	62,665,442	1.1
10	PHILADELPHIA IND INS CO	18058	P	50,107,295	0.9
<b>PRIVATE CROP, TOTAL PREMIUMS: \$142,954</b>					
1	GUIDEONE MUT INS CO	15032	P	112,537	78.7
2	CENTAURI SPECIALTY INS CO	12573	P	103,766	72.6
3	HUDSON INS CO	25054	P	81,314	56.9
4	NAU COUNTRY INS CO	25240	P	20,736	14.5
5	GREAT AMER INS CO	16691	P	3,748	2.6
6	RURAL COMM INS CO	39039	P	-179,147	-125.3
<b>PRIVATE FLOOD, TOTAL PREMIUMS: \$79,664,174</b>					
1	AMERICAN SECURITY INS CO	42978	P	15,056,022	18.9
2	FACTORY MUT INS CO	21482	P	14,278,287	17.9
3	AMERICAN HOME ASSUR CO	19380	P	9,226,318	11.6
4	LEXINGTON INS CO	19437	P	7,163,510	9.0
5	VOYAGER IND INS CO	40428	P	6,687,298	8.4
6	ASI PREFERRED INS CORP	13142	P	3,824,562	4.8
7	NATIONAL FIRE & MARINE INS CO	20079	P	2,706,336	3.4
8	LANDMARK AMER INS CO	33138	P	2,259,882	2.8
9	ZURICH AMER INS CO	16535	P	2,102,923	2.6
10	AFFILIATED FM INS CO	10014	P	1,817,088	2.3
11	AMERICAN STRATEGIC INS CORP	10872	P	1,739,431	2.2
12	WESTPORT INS CORP	39845	P	1,477,824	1.9
13	ILLINOIS UNION INS CO	27960	P	1,080,458	1.4
14	EMPLOYERS INS CO OF WAUSAU	21458	P	1,059,678	1.3
15	TOKIO MARINE SPECIALTY INS CO	23850	P	932,629	1.2
16	BANKERS INS CO	33162	P	910,785	1.1
17	AMERICAN GUAR & LIAB INS	26247	P	842,388	1.1
<b>PRIVATE PASSENGER AUTO, TOTAL PREMIUMS: \$20,450,403,414</b>					
1	GEICO GEN INS CO	35882	P	2,950,547,815	14.4
2	STATE FARM MUT AUTO INS CO	25178	P	2,942,189,809	14.4
3	PROGRESSIVE AMER INS CO	24252	P	2,115,276,123	10.3
4	PROGRESSIVE SELECT INS CO	10192	P	1,627,326,985	8.0
5	GEICO IND CO	22055	P	1,435,918,676	7.0
6	ALLSTATE FIRE & CAS INS CO	29688	P	1,102,022,902	5.4
7	GOVERNMENT EMPLOYEES INS CO	22063	P	774,259,718	3.8
8	UNITED SERV AUTOMOBILE ASSN	25941	P	537,894,738	2.6
9	USAA CAS INS CO	25968	P	419,936,496	2.1
10	STANDARD FIRE INS CO	19070	P	339,438,085	1.7
11	ALLSTATE INS CO	19232	P	334,647,669	1.6
12	SAFECO INS CO OF IL	39012	P	332,855,804	1.6
13	USAA GEN IND CO	18600	P	331,174,293	1.6
14	SECURITY NATL INS CO	33120	P	330,697,986	1.6
15	WINDHAVEN INS CO	12541	P	300,251,373	1.5
16	SOUTHERN OWNERS INS CO	10190	P	258,460,820	1.3
17	INFINITY AUTO INS CO	11738	P	226,462,983	1.1
18	LM GEN INS CO	36447	P	221,696,040	1.1
19	UNITED AUTOMOBILE INS CO	35319	P	208,328,482	1.0
<b>PRODUCTS LIABILITY, TOTAL PREMIUMS: \$219,349,907</b>					
1	COLONY INS CO	39993	P	11,895,632	5.4
2	HARTFORD FIRE INS CO	19682	P	10,443,594	4.8

\*WITH RANK 10 OR LESS, OR AT LEAST 1% MARKET SHARE  
SOURCE: NAIC ANNUAL STATEMENT, STATE PAGE

**TOP INSURANCE WRITERS\*, BY PRODUCT TYPE**

CALENDAR YEAR 2018

PURSUANT TO SECTION 624.313(1)(f), F.S.

<b>RANK</b>	<b>COMPANY</b>	<b>NAIC COMPANY CODE</b>	<b>STATEMENT TYPE</b>	<b>DIRECT PREMIUMS WRITTEN (\$)</b>	<b>MARKET SHARE (%)</b>
<b>PRODUCTS LIABILITY, TOTAL PREMIUMS: \$219,349,907</b>					
3	NATIONAL TRUST INS CO	20141	P	8,773,446	4.0
4	CHUBB CUSTOM INS CO	38989	P	7,309,530	3.3
5	GREAT AMER E&S INS CO	37532	P	6,768,428	3.1
6	FCCI INS CO	10178	P	5,921,386	2.7
7	EVANSTON INS CO	35378	P	5,903,236	2.7
8	KINSALE INS CO	38920	P	5,887,968	2.7
9	WESTERN WORLD INS CO	13196	P	4,937,031	2.3
10	AMERISURE INS CO	19488	P	4,934,386	2.2
11	SECURITY NATL INS CO	19879	P	4,690,317	2.1
12	ADMIRAL INS CO	24856	P	4,637,732	2.1
13	COVINGTON SPECIALTY INS CO	13027	P	4,415,424	2.0
14	AMERICAN GUAR & LIAB INS	26247	P	4,315,741	2.0
15	ALLIANZ GLOBAL RISKS US INS CO	35300	P	4,196,372	1.9
16	OHIO SECURITY INS CO	24082	P	4,112,566	1.9
17	AMERISURE MUT INS CO	23396	P	4,008,135	1.8
18	JAMES RIVER INS CO	12203	P	3,398,916	1.5
19	WESCO INS CO	25011	P	3,225,500	1.5
20	NORTH RIVER INS CO	21105	P	2,972,262	1.4
21	AMERICAN HOME ASSUR CO	19380	P	2,907,821	1.3
22	MONROE GUAR INS CO	32506	P	2,854,014	1.3
23	LIBERTY MUT FIRE INS CO	23035	P	2,686,968	1.2
24	CAPITOL SPECIALTY INS CORP	10328	P	2,617,918	1.2
25	TRAVELERS PROP CAS CO OF AMER	25674	P	2,489,072	1.1
26	ZURICH AMER INS CO	16535	P	2,447,624	1.1
27	FEDERATED MUT INS CO	13935	P	2,343,782	1.1
28	CRUM & FORSTER SPECIALTY INS CO	44520	P	2,224,019	1.0
29	UNITED FIRE & CAS CO	13021	P	2,220,727	1.0
30	ARCH SPECIALTY INS CO	21199	P	2,220,476	1.0
31	GEMINI INS CO	10833	P	2,193,641	1.0
<b>SURETY, TOTAL PREMIUMS: \$411,576,608</b>					
1	TRAVELERS CAS & SURETY CO OF AMER	31194	P	69,818,052	17.0
2	LIBERTY MUT INS CO	23043	P	37,287,764	9.1
3	WESTERN SURETY CO	13188	P	23,675,337	5.8
4	FIDELITY & DEPOSIT CO OF MD	39306	P	22,429,454	5.4
5	BERKLEY INS CO	32603	P	14,872,314	3.6
6	FEDERAL INS CO	20281	P	13,401,105	3.3
7	WESTCHESTER FIRE INS CO	10030	P	10,152,013	2.5
8	BERKSHIRE HATHAWAY SPECIALTY INS CO	22276	P	8,780,740	2.1
9	NORTH AMER SPECIALTY INS CO	29874	P	8,674,820	2.1
10	HARTFORD FIRE INS CO	19682	P	8,607,858	2.1
11	ARGONAUT INS CO	19801	P	8,287,831	2.0
12	UNITED STATES FIRE INS CO	21113	P	6,974,433	1.7
13	FCCI INS CO	10178	P	6,931,384	1.7
14	GREAT AMER INS CO	16691	P	6,676,186	1.6
15	ATLANTIC SPECIALTY INS CO	27154	P	6,637,325	1.6
16	PHILADELPHIA IND INS CO	18058	P	6,417,757	1.6
17	ARCH INS CO	11150	P	6,210,440	1.5
18	INTERNATIONAL FIDELITY INS CO	11592	P	5,933,788	1.4
19	HUDSON INS CO	25054	P	5,050,890	1.2
20	US SPECIALTY INS CO	29599	P	4,947,595	1.2

\*WITH RANK 10 OR LESS, OR AT LEAST 1% MARKET SHARE  
SOURCE: NAIC ANNUAL STATEMENT, STATE PAGE

**TOP INSURANCE WRITERS\*, BY PRODUCT TYPE**

CALENDAR YEAR 2018

PURSUANT TO SECTION 624.313(1)(f), F.S.

RANK	COMPANY	NAIC COMPANY CODE	STATEMENT TYPE	DIRECT PREMIUMS WRITTEN (\$)	MARKET SHARE (%)
<b>SURETY, TOTAL PREMIUMS: \$411,576,608</b>					
21	LEXON INS CO	13307	P	4,919,463	1.2
22	TRAVELERS CAS & SURETY CO	19038	P	4,856,839	1.2
23	WESTFIELD INS CO	24112	P	4,841,239	1.2
24	DEVELOPERS SURETY & IND CO	12718	P	4,830,708	1.2
25	OLD REPUBLIC SURETY CO	40444	P	4,806,371	1.2
26	OHIO CAS INS CO	24074	P	4,806,330	1.2
27	RLI INS CO	13056	P	4,591,266	1.1
28	MERCHANTS BONDING CO A MUT	14494	P	4,277,684	1.0
<b>TITLE, TOTAL PREMIUMS: \$1,518,400,278</b>					
1	OLD REPUBLIC NATL TITLE INS CO	50520	T	476,760,999	31.4
2	FIRST AMER TITLE INS CO	50814	T	302,706,267	19.9
3	FIDELITY NATL TITLE INS CO	51586	T	194,425,837	12.8
4	CHICAGO TITLE INS CO	50229	T	187,175,358	12.3
5	WESTCOR LAND TITLE INS CO	50050	T	82,590,816	5.4
6	STEWART TITLE GUAR CO	50121	T	67,591,361	4.5
7	WFG NATL TITLE INS CO	51152	T	45,358,229	3.0
8	COMMONWEALTH LAND TITLE INS CO	50083	T	45,202,456	3.0
9	NORTH AMER TITLE INS CO	50130	T	35,076,388	2.3
10	ALLIANT NATL TITLE INS CO INC	12309	T	30,327,544	2.0
11	TITLE RESOURCES GUAR CO	50016	T	22,810,478	1.5
<b>WARRANTY, TOTAL PREMIUMS: \$566,899,161</b>					
1	COURTESY INS CO	26492	P	349,488,476	61.6
2	WESCO INS CO	25011	P	54,176,643	9.6
3	MOTORS INS CORP	22012	P	29,856,232	5.3
4	CONTINENTAL INS CO	35289	P	23,718,964	4.2
5	UNIVERSAL UNDERWRITERS INS CO	41181	P	18,791,601	3.3
6	TOYOTA MOTOR INS CO	37621	P	17,105,597	3.0
7	LYNDON SOUTHERN INS CO	10051	P	16,143,462	2.8
8	OLD UNITED CAS CO	37060	P	12,015,153	2.1
9	PROTECTIVE PROP & CAS INS CO	35769	P	10,095,818	1.8
10	AMERICAN ROAD INS CO	19631	P	7,592,507	1.3
11	DEALERS ASSUR CO	16705	P	6,644,945	1.2
12	MIC PROP & CAS INS CORP	38601	P	5,970,106	1.1
<b>WORKERS' COMPENSATION, TOTAL PREMIUMS: \$3,140,903,943</b>					
1	BRIDGEFIELD EMPLOYERS INS CO	10701	P	212,960,526	6.8
2	ZENITH INS CO	13269	P	168,806,525	5.4
3	ASSOCIATED INDUSTRIES INS CO INC	23140	P	167,135,317	5.3
4	FCCI INS CO	10178	P	137,247,593	4.4
5	TECHNOLOGY INS CO INC	42376	P	124,226,679	4.0
6	BRIDGEFIELD CAS INS CO	10335	P	116,282,680	3.7
7	NORGUARD INS CO	31470	P	99,213,414	3.2
8	RETAILFIRST INS CO	10700	P	84,606,540	2.7
9	ZURICH AMER INS CO	16535	P	74,384,338	2.4
10	AMERISURE INS CO	19488	P	69,129,546	2.2
11	FFVA MUT INS CO	10385	P	68,940,262	2.2
12	TRAVELERS IND CO OF AMER	25666	P	61,425,757	2.0
13	CHARTER OAK FIRE INS CO	25615	P	54,603,114	1.7
14	TWIN CITY FIRE INS CO CO	29459	P	52,500,742	1.7
15	AMERICAN ZURICH INS CO	40142	P	49,968,189	1.6
16	INDEMNITY INS CO OF NORTH AMER	43575	P	45,483,599	1.4
17	HARTFORD CAS INS CO	29424	P	44,689,760	1.4
18	INSURANCE CO OF THE STATE OF PA	19429	P	44,630,019	1.4

\*WITH RANK 10 OR LESS, OR AT LEAST 1% MARKET SHARE

SOURCE: NAIC ANNUAL STATEMENT, STATE PAGE

**TOP INSURANCE WRITERS\*, BY PRODUCT TYPE**

CALENDAR YEAR 2018

PURSUANT TO SECTION 624.313(1)(f), F.S.

<b>RANK</b>	<b>COMPANY</b>	<b>NAIC COMPANY CODE</b>	<b>STATEMENT TYPE</b>	<b>DIRECT PREMIUMS WRITTEN (\$)</b>	<b>MARKET SHARE (%)</b>
<b>WORKERS' COMPENSATION, TOTAL PREMIUMS: \$3,140,903,943</b>					
19	NORMANDY INS CO	13012	P	42,279,250	1.3
20	AMERICAN INTERSTATE INS CO	31895	P	39,966,857	1.3
21	INSURANCE CO OF THE WEST	27847	P	38,148,794	1.2
22	ASCENDANT COMMERCIAL INS INC	13683	P	37,347,995	1.2
23	AMERISURE MUT INS CO	23396	P	36,856,229	1.2
24	OLD REPUBLIC INS CO	24147	P	36,074,608	1.1
25	MARKEL INS CO	38970	P	35,704,115	1.1
26	AMERICAN BUILDERS INS CO	11240	P	33,637,894	1.1
27	WESCO INS CO	25011	P	33,601,365	1.1
28	SUNZ INS CO	34762	P	32,155,390	1.0

*\*WITH RANK 10 OR LESS, OR AT LEAST 1% MARKET SHARE  
SOURCE: NAIC ANNUAL STATEMENT, STATE PAGE*







Florida Office of  
Insurance Regulation

200 East Gaines Street  
Tallahassee, FL 32399  
(850) 413-3140