

December 29, 2020

Honorable Ron DeSantis  
Governor of Florida  
PL5, The Capitol  
400 South Monroe Street  
Tallahassee, Florida 32399

Honorable Wilton Simpson  
Senate President  
409 The Capitol  
404 South Monroe Street  
Tallahassee, Florida 32399

Honorable Chris Sprowls  
Speaker of the House  
420 The Capitol  
402 South Monroe Street  
Tallahassee, Florida 32399

Dear Governor, President, and Speaker:

Pursuant to the provisions of Section 316.0083, Florida Statutes, the Department of Highway Safety and Motor Vehicles respectfully submits the enclosed summary report on the use of traffic infraction detectors at red light intersections in Florida.

This report is a compilation of information the Department received from counties and municipalities through an online survey. The survey requested information on statistical data, enhancement to traffic safety, and procedural policies or guidelines jurisdictions follow in operating their red light camera programs during Fiscal Year 2019-2020 (July 1, 2019 to June 30, 2020).

The Department requested that survey responses be submitted by October 1, 2020. It should be noted that any actions that jurisdictions may have taken related to their program subsequent to that date would not be reflected in this report. In addition, for your reference, we are including the individual survey responses from each responding jurisdiction.

Should you need additional assistance or have further questions, please do not hesitate contacting me at (850) 617-3100.

Respectfully,



Terry L. Rhodes  
Executive Director

Enclosures



# Red Light Camera Summary Report

*Leaders in Service • Agents of Progress • Champions for Safety*

Fiscal Year 2019–2020

---

DECEMBER 30, 2020

## Introduction

[Section 316.0083\(4\)\(b\)](#), Florida Statutes, directs the Department of Highway Safety and Motor Vehicles (department) to provide a summary report on the use and operation of traffic infraction detectors (red light cameras) in Florida. The report “must include a review of information submitted to the department by the counties and municipalities and must describe the enhancement of the traffic safety and enforcement programs.”

[Section 316.0083](#), Florida Statutes, describes the process for violations of traffic infraction detectors. A traffic infraction enforcement officer issues a Notice of Violation (NOV) to the violator within 30 days of the violation. The violator may pay the notice or contest the violation through an appeals process within 60 days. If the violator fails to pay or appeal the notice, a local jurisdiction issues a Uniform Traffic Citation (UTC) to the violator, with a copy to the Clerk of Court for adjudication.

It should be noted that in 2020 the COVID-19 pandemic potentially influenced measurements within this report. For example, travel restrictions may have impacted vehicle miles traveled, and government office closures may have impacted the availability of citation information.

## Part 1

### Survey Methodology

The department created an online survey to gather information and data from counties and municipalities (jurisdictions) responsible for the administration of red light cameras (RLC) during Fiscal Year (FY) 2019-2020. The 29-question survey included topics such as procedures, NOVs and program size, and covered activity that occurred from July 1, 2019 through June 30, 2020. As there is no statewide oversight of red light camera programs, the department relies on monies remitted to the Department of Revenue (DOR) to identify which jurisdictions potentially operated red light cameras during the reporting period. Similar to the previous FY report, jurisdictions were asked to complete a spreadsheet regarding camera and intersection locations and dates of operation. With this self-reported information, the department independently collected crash data related to red light camera intersections throughout the state.

Surveys were distributed to all jurisdictions who responded to previous red light camera surveys, and to those who remitted red light camera monies to the DOR during the reporting period.

### Summary of Survey Responses

In total, 49 jurisdictions appeared on the DOR report for remittance of red light camera penalties during FY 2019-2020 (see Supplemental Resources section). Of those, five jurisdictions either remitted no monies or monies were remitted after the conclusion of their red light camera program (violations are sometimes paid late, which is why some jurisdictions remitted monies after the conclusion of their program). The survey portion of this report focuses on 40 jurisdictions that indicated red light cameras were operational during the reporting period of July 1, 2019 – June 30, 2020 (reference Appendix F for a list of the 40 jurisdictions and their responses).

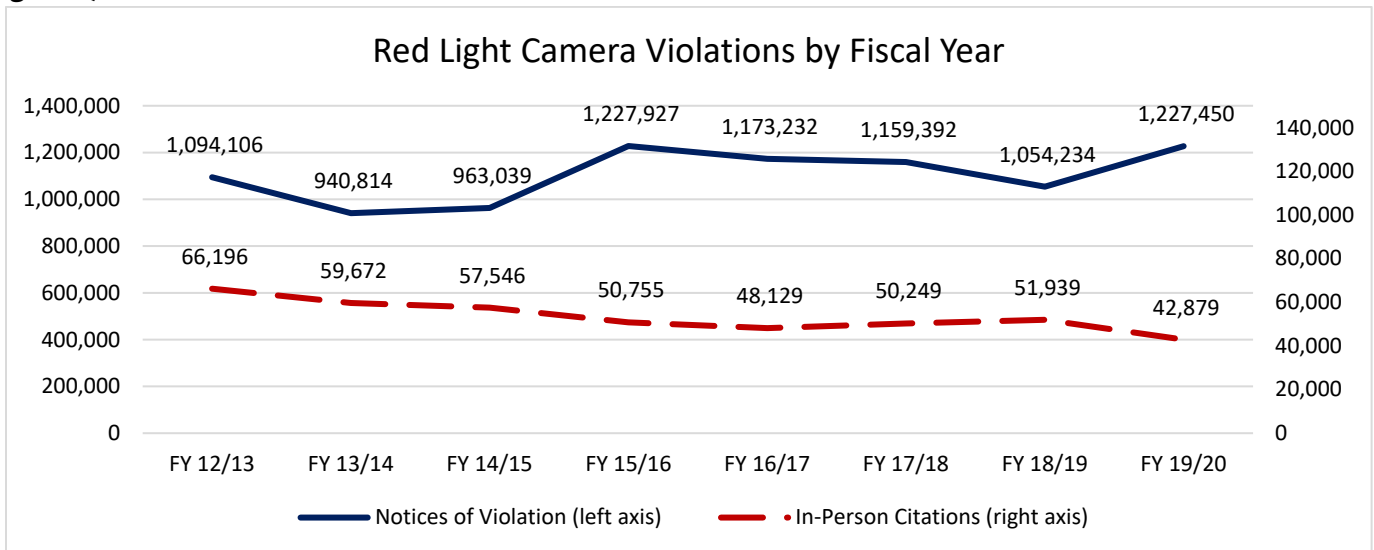
**Cameras and Intersections (Data as reported by local jurisdictions in RLC survey)**

- 510 RLCs active as of July 1, 2019 (509 as of July 1, 2018)
- 504 RLCs active as of June 30, 2020 (508 as of June 30, 2019)
  - 33 jurisdictions with no change in number of RLCs
  - 7 jurisdictions with increase in number of RLCs
  - 5 jurisdictions with decrease in number of RLCs
- 312 intersections with active red light camera as of July 1, 2019 (314 as of July 1, 2018)
- 310 intersections with active red light camera as of June 30, 2020 (307 as of June 30, 2019)
  - Increase of 3 intersections compared to June 30, 2019
  - 39 jurisdictions with no change in number of intersections with RLCs
  - 3 jurisdictions with increase in number of intersections with RLCs
  - 3 jurisdictions with decrease in number of intersections with RLCs

**Notices of Violation (Data as reported by local jurisdictions in RLC survey)**

- 1,227,450 NOVs issued
  - 550,416 paid
  - 4,638 contested and pending
  - 8,883 contested and dismissed
  - 6,017 contested and upheld
  - 245,801 issued as UTC
  - 21,564 pending issuance as UTC
  - 390,131 unknown status *(availability of NOV status varies by jurisdiction, leaving some in an unknown status; however, we also attribute some of the unknown to the impacts of the COVID-19 pandemic)*
- There have been 334,105 NOVs issued to unique vehicle owners for multiple violations over time *(this measure is not necessarily within the reporting period)*

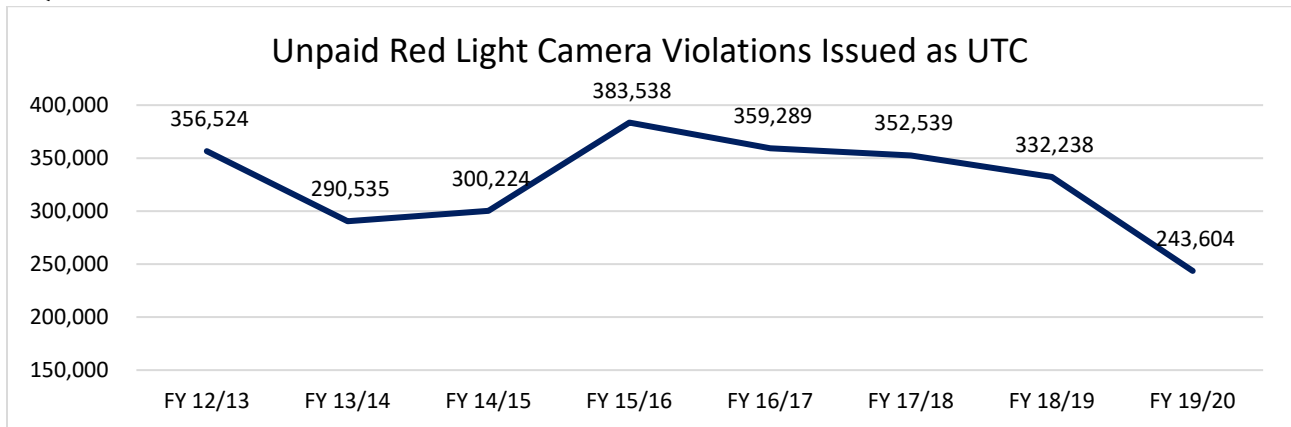
**(Figure 1)**



NOV data self-reported by jurisdictions. Citation data collected from department database as of December 18, 2020.

Figure 1 shows the number of NOV's issued for red light camera violations over the past eight fiscal years (July 1 – June 30). The graph also depicts the number of citations for running a red light issued in-person by law enforcement. The number of NOV's issued for red light camera violations increased to its highest peak during the 2015-2016 fiscal year. The number of in-person citations reached its lowest point during the 2019-2020 fiscal year. During this reporting period (July 1, 2019 – June 30, 2020), NOV's increased 16 percent, while in-person traffic control device related citations decreased 17 percent. As previously stated, the department must rely on self-reported information for the number of NOV's issued each year. Over 390,000 NOV's from FY 2019-2020 have an unknown status. In-person citations issued by law enforcement are submitted by the local jurisdiction through their respective county clerk and those citations are then remitted to the department as required by statute.

**(Figure 2)**



*Citation data collected from department database as of December 18, 2020.*

Figure 2 shows the number of unpaid red light camera violations resulting in a UTC. Similar to the number of NOV's issued, the number of NOV's issued as UTCs fell, but at a much higher rate of nearly 27 percent during FY 2019-2020.

**Personnel**

Jurisdictions were requested to identify who reviews the camera images before issuing NOV's, who reviews contested NOV's and who ultimately issues UTCs. Personnel categories included law enforcement officer, non-sworn government employee, non-sworn contractor employee (vendor) and other. Figure 3 reflects responses.

**(Figure 3)**

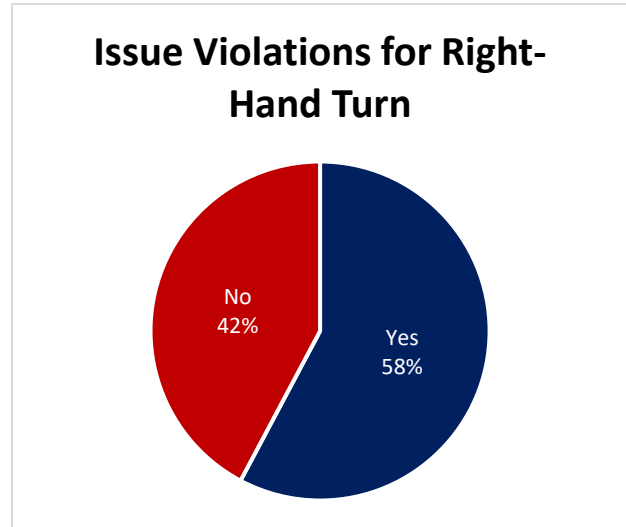
Personnel	Review Camera Images	Review Contested Notices of Violation	Issue Uniform Traffic Citations
Law Enforcement Officer	34	34	35
Non-Sworn Government Employee	19	19	19
Non-sworn Contractor Employee (Vendor)	3	1	0
Other (see Appendix)	1	3	1

*Note: Jurisdictions could select multiple options for each question so numbers may not sum to the total number of respondents. Data as reported by local jurisdictions in RLC survey.*

### Right-Hand Turns

Pursuant to [section 316.0083](#), Florida Statutes:

- An NOV and UTC may not be issued for failure to stop at a red light if the driver is making a right-hand turn in a careful and prudent manner at an intersection where right-hand turns are permissible.
- An NOV and UTC may not be issued under this section if the driver of the vehicle came to a complete stop after crossing the stop line and before turning right if permissible at a red light, but failed to stop before crossing over the stop line or other point at which a stop is required.



**(Figure 4)**

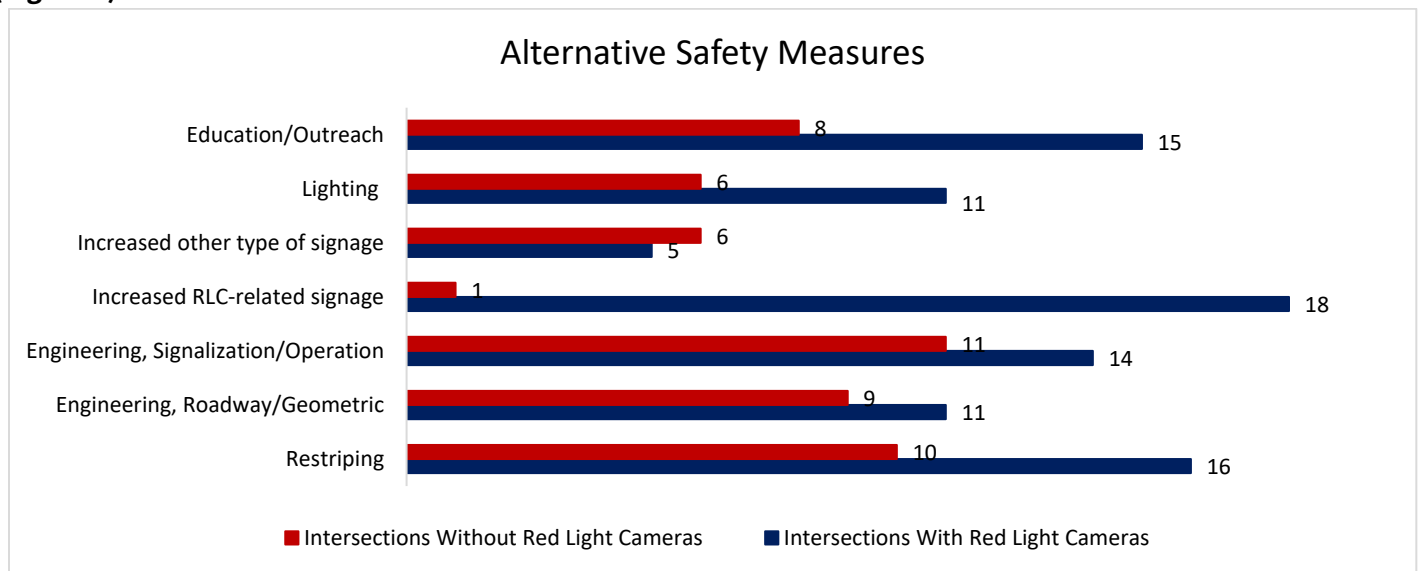
Data as reported by local jurisdictions in RLC survey.

The terms in this section of statute are left to the interpretation of each respective jurisdiction (see Appendix G for right turn definitions provided to the department). For FY 2019-2020, 58 percent (26 of 45) of the responding jurisdictions issued NOVs for persons making right turns on red signals. Eleven jurisdictions indicated that they do not track the number of violations issued for right turns on red.

### Alternative Safety Measures

The department also requested what other actions jurisdictions had taken to improve safety measures at intersections during the reporting period. Sixty-seven percent (30 of 45) of the jurisdictions indicated they had implemented at least one action, 47 percent (21 of 45) indicated they had implemented more than one action. The results of this question are shown below in Figure 5 (see Appendix F for other responses).

**(Figure 5)**



Data as reported by local jurisdictions in RLC survey.

**Other Survey Results (Data as reported by local jurisdictions in RLC survey)**

Less than half of the jurisdictions (18 of 45) reported court cases have impacted their red light camera program. Eight jurisdictions indicated they have conducted an independent red light camera analysis. Forty-three jurisdictions responded they are continuing their program in FY 2020-2021. Thirty-seven jurisdictions responded they report crashes electronically, two report via paper, and six submit both.

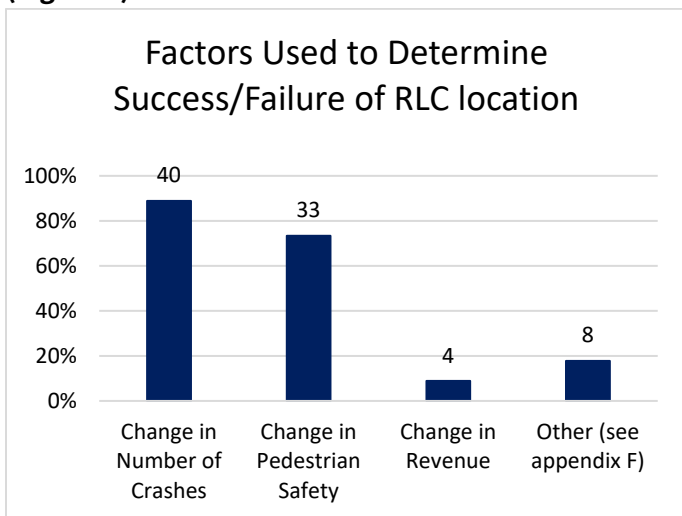
**(Figure 6)**

Red Light Camera Vendor	Number of Jurisdictions
American Traffic Solutions/ Verra Mobility	31
Redflex	5
Sensys Gatso Group	3
NovoaGlobal	3
RedSpeed USA	2
Conduent	2

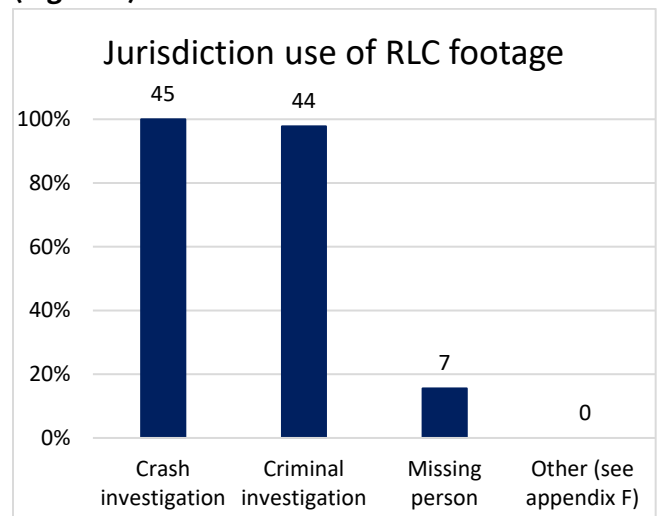
Figure 6 shows red light camera vendors used by jurisdictions. One jurisdiction reported having both American Traffic Solutions and RedSpeed.

Figure 7 shows factors used to determine the success or failure of red light camera locations as reported by jurisdictions. Figure 8 shows other uses of red light camera footage reported by jurisdictions.

**(Figure 7)**

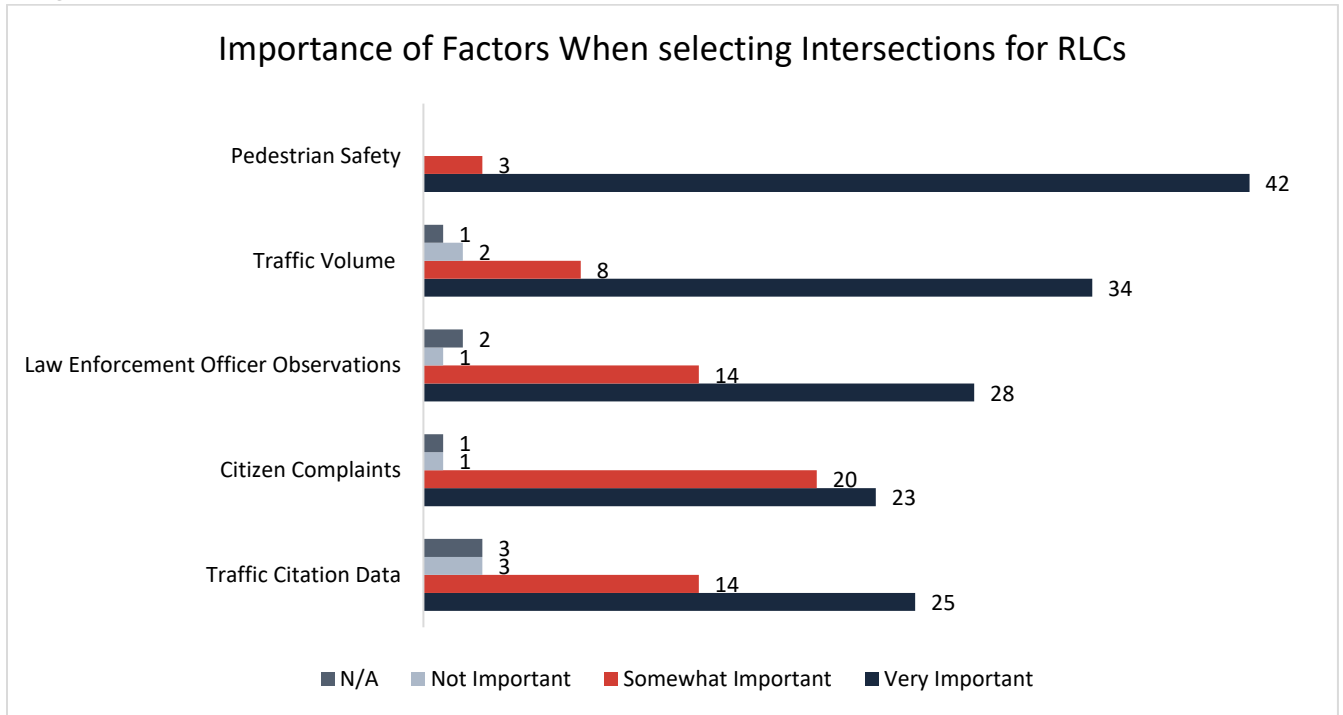


**(Figure 8)**



Jurisdictions were asked to rank the importance of various factors when selecting intersections to install red light cameras. The results are shown in Figure 9.

(Figure 9)



Data as reported by local jurisdictions in RLC survey.

## Part 2 Crash Analysis

Similar to the previous fiscal year report, jurisdictions self-reported the dates of operation and locations of intersections with red light cameras. Intersections were selected to be included in the crash analysis based on their dates of operation. Taking input from jurisdictions who operate red light camera programs, the department refined its methodology to **only include crashes** that occurred on or after July 1, 2012. Therefore, intersections were only included if the activation date was between January 2013 and April 2019, allowing at least six months before and after the date the camera was activated. In total, 151 intersections were included in the crash analysis from 29 jurisdictions. Note: While the methodology remains consistent with prior reports, we worked closely with our partners to verify the locations of red light camera intersections and dates of camera operation. This additional step further validated the analysis.

Crashes occurring within 250 feet of the center of the intersection were analyzed before and after the installation of camera(s) at each intersection. Figure 10 shows the breakdown of crashes analyzed based on their distance from the center of the intersection.



**(Figure 10)**

Feet from Intersection	Number of Crashes	Percent of Total	Running Total
0	6,604	31.31%	31.31%
1-50	7,727	36.64%	67.95%
51-100	3,476	16.48%	84.43%
101-150	1,004	4.76%	89.19%
151-200	1,655	7.85%	97.04%
201-250	625	2.96%	100.00%
Grand total	21,091	100.00%	

Data as provided by Signal Four Analytics using intersection location information and operation dates reported by local jurisdictions.

Measures were taken to exclude crashes that occurred anywhere other than the roadway, such as parking lots. The before and after periods used for analysis were unique to each intersection based on the dates of operation, with an equal number of days within each window. Crashes were broken down by manner of collision (angle or rear-end), injury severity, inclusion of a non-motorist (see Appendix D for definition), and whether the crash report indicated a driver ran a red light.

**(Figure 11)**

	Before RLC Installed	After RLC Installed
Total Crashes	10,059	11,032
Angle Crashes	2,030	2,269
Rear-End Crashes	5,327	5,773
Crashes Involving Non-Motorists	258	220
Crashes Involving Running a Red Light	337	354
Non-Injury Crashes	7,335	8,269
Injury Crashes	2,702	2,742
Fatal Crashes	22	21

Data as provided by Signal Four Analytics using intersection location information and operation dates reported by local jurisdictions.

Figure 11 shows the breakdown of crashes that occurred before and after the activation of red light cameras at intersections included in the analysis. Similar to last year, the department excludes crashes that occurred outside of the roadway. Reference Appendix A for a more detailed breakdown of crashes by reporting jurisdiction. Appendix B is specific to crashes where the officer indicated a driver ran a red light, and Appendix C is specific to crashes involving non-motorists.

In 2017, the department expanded its partnership with local jurisdictions to improve the completeness and accuracy of crash report data. The crash analysis should be put into context of the overall complexity of the issue at hand, as many factors may contribute to the change in number of crashes outlined in this report.

One such factor is the increase in vehicle miles traveled (VMT). The probability of a crash occurring increases as people drive more, and VMT in Florida increased 18.27 percent from calendar years 2012 to 2019 (see Supplemental Resources).

Another factor is the fluctuation in crash reports with accurate location information (latitude and longitude). In order to analyze crashes that occurred at certain intersections, it is necessary to know both the location of the intersection and the location of the crashes. Intersection locations (latitude and longitude) were submitted along with the survey; however, latitude and longitude are not included in every crash report.

## Part 3

### Recommendations

The following recommendations would allow for more accurate reporting of information that cannot currently be tracked through existing systems.

1. Require jurisdictions to track camera information including location (GPS coordinates) and dates of operation.
2. To ensure the ability to reconcile NOVs issued with monies remitted and UTC counts, require jurisdictions that end their red light camera operations to maintain all data regarding the program for a minimum of two years.
3. Require jurisdictions to track the issuance of NOVs, including the status of those violations (paid, contested, issued as UTC).
4. Require jurisdictions to track the issuance of NOVs for right-hand turns.
5. Require jurisdictions to report alternative safety countermeasures taken prior to and after the installation of red light cameras.
6. In accordance with Florida Statutes, the department will continue to review and report on the status and trends of the use and operation of red light cameras. To determine the enhancement of traffic safety, the department recommends a more thorough analysis be conducted by an independent organization using appropriate local and state agency resources.
7. The department will continue to collaborate with local jurisdictions operating red light camera programs to improve the data collection and reporting methodology associated with evaluation of the active programs across the state.
8. Create a standard for administering violations for right-hand turns on red signals. Define “careful and prudent manner” to allow for a uniform procedure statewide.

### Supplemental Resources

- Department of Revenue’s [Tax Collections and Distributions](#)
- Department of Transportation’s [Traffic Infraction Detector Placement and Installation Specifications](#)
- Department of Transportation’s [Florida Highway Mileage Reports \(VMT\)](#)

Appendix A: Crashes Before and After Red Light Camera Implementation by Jurisdiction

Jurisdiction	# Intersections	Crashes Before	Crashes After	Ran Red Light Before	Ran Red Light After	Rear End Before	Rear End After	Angle Before	Angle After
Aventura	1	66	154	3	2	15	51	11	27
Boynton Beach	7	388	514	16	30	174	218	106	144
Coral Gables	4	345	228	10	9	160	101	113	68
Crestview	2	91	66	3	3	52	42	16	13
Davie	1	15	4	0	1	4	2	2	1
Edgewood	2	92	77	5	1	48	36	14	17
Green Cove Springs	3	24	9	0	1	12	5	2	0
Gulf Breeze	1	1	9	0	0	0	4	1	1
Kissimmee	1	171	135	5	3	85	78	21	23
Lakeland	6	103	138	6	6	58	83	25	34
Manatee County	5	474	563	12	11	245	307	99	118
Medley	4	103	57	2	2	28	19	16	12
Miami Gardens	3	76	68	1	2	32	27	17	15
Miami Springs	1	4	6	2	0	0	1	3	0
Midway	2	40	32	1	1	9	12	11	6
North Miami Beach	5	407	370	7	3	208	185	68	55
Orange County	28	2,613	2,827	67	85	1,449	1,501	535	606
Orange Park	3	15	0	2	0	9	0	4	0
Orlando	14	1,774	1,796	105	87	906	878	413	423
Osceola County	9	591	751	19	19	346	435	101	138
Pembroke Pines	6	480	525	13	14	293	335	74	64
Pinecrest	8	488	499	8	9	331	301	54	57
Sarasota	10	635	665	9	25	377	347	98	154
South Miami	4	358	522	4	8	174	277	49	82
Sunrise	6	182	293	6	9	90	156	47	68
Sweetwater	3	119	105	7	8	24	41	40	27
Tamarac	7	219	354	12	9	100	162	30	43
Tampa	8	340	629	17	18	187	359	75	129
West Miami	1	55	36	1	0	27	18	12	4
<b>Grand Total</b>	<b>153</b>	<b>10,269</b>	<b>11,432</b>	<b>343</b>	<b>366</b>	<b>5,443</b>	<b>5,981</b>	<b>2,057</b>	<b>2,329</b>

Appendix A: Crashes Before and After Red Light Camera Implementation by Jurisdiction

Jurisdiction	# Intersections	Non-Injury Before	Non-Injury After	Injury Before	Injury After	Fatal Before	Fatal After
Aventura	1	49	136	17	18	0	0
Boynton Beach	7	294	421	92	92	2	1
Coral Gables	4	284	185	61	43	0	0
Crestview	2	74	57	17	9	0	0
Davie	1	14	4	1		0	0
Edgewood	2	71	56	21	21	0	0
Green Cove Springs	3	18	7	6	2	0	0
Gulf Breeze	1	1	7		2	0	0
Kissimmee	1	128	101	43	33	0	1
Lakeland	6	61	87	42	51	0	0
Manatee County	5	302	376	169	185	3	2
Medley	4	95	48	8	8	0	1
Miami Gardens	3	60	59	16	8	0	1
Miami Springs	1	3	6	1		0	0
Midway	2	22	20	16	12	2	0
North Miami Beach	5	345	307	62	63	0	0
Orange County	28	1,955	2,152	655	672	3	3
Orange Park	3	8		7		0	0
Orlando	14	1,202	1,269	566	526	6	1
Osceola County	9	396	513	195	235	0	3
Pembroke Pines	6	381	399	98	126	1	0
Pinecrest	8	407	418	81	79	0	2
Sarasota	10	478	501	157	163	0	1
South Miami	4	299	439	58	79	1	4
Sunrise	6	97	205	85	87	0	1
Sweetwater	3	109	84	10	21	0	0
Tamarac	7	146	261	73	93	0	0
Tampa	8	162	425	175	200	3	4
West Miami	1	46	32	8	4	1	0
<b>Grand Total</b>	<b>153</b>	<b>7,507</b>	<b>8,575</b>	<b>2,740</b>	<b>2,832</b>	<b>22</b>	<b>25</b>

Appendix B: Crashes Involving Running Red Light

Jurisdiction	# Intersections	Crashes Before	Crashes After	Non-Motorist Before	Non-Motorist After	Front to Rear Before	Front to Rear After	Angle Before	Angle After
Aventura	1	3	2	0	0	0	0	2	1
Boynton Beach	7	16	30	0	0	1	1	13	26
Coral Gables	4	10	9	0	0	0	0	9	9
Crestview	2	3	3	0	0	0	0	2	2
Davie	1	0	1	0	0	0	1	0	0
Edgewood	2	5	1	0	0	2	0	1	1
Green Cove Springs	3	0	1	0	0	0	0	0	0
Gulf Breeze	1	0	0	0	0	0	0	0	0
Kissimmee	1	5	3	0	0	0	0	3	3
Lakeland	6	6	6	0	0	0	0	6	6
Manatee County	5	12	11	1	0	1	0	8	10
Medley	4	2	2	0	0	0	1	2	0
Miami Gardens	3	1	2	0	0	0	0	0	1
Miami Springs	1	2	0	0	0	0	0	2	0
Midway	2	1	1	0	0	0	0	0	0
North Miami Beach	5	7	3	1	0	0	0	6	3
Orange County	28	67	85	1	1	1	4	50	64
Orange Park	3	2	0	0	0	0	0	2	0
Orlando	14	105	87	1	2	1	0	75	69
Osceola County	9	19	19	0	0	0	0	13	17
Pembroke Pines	6	13	14	0	0	0	1	10	9
Pincrest	8	8	9	0	2	0	0	6	5
Sarasota	10	9	25	0	1	0	1	5	17
South Miami	4	4	8	1	2	1	1	2	3
Sunrise	6	6	9	0	0	0	0	6	9
Sweetwater	3	7	8	0	0	1	0	4	5
Tamarac	7	12	9	0	0	0	0	6	6
Tampa	8	17	18	0	1	1	1	13	12
West Miami	1	1	0	0	0	0	0	1	0
<b>Grand Total</b>	<b>153</b>	<b>343</b>	<b>366</b>	<b>5</b>	<b>9</b>	<b>9</b>	<b>11</b>	<b>247</b>	<b>278</b>

Appendix B: Crashes Involving Running Red Light

Jurisdiction	# Intersections	Non-Injury Before	Non-Injury After	Injury Before	Injury After	Fatal Before	Fatal After
Aventura	1	1	2	3	1	0	0
Boynton Beach	7	8	6	4	5	1	0
Coral Gables	4	1	3	5	6	0	0
Crestview	2	1	0	0	0	0	0
Davie	1	0	1	1	0	0	0
Edgewood	2	3	9	4	3	0	0
Green Cove Springs	3	1	0	2	0	0	0
Gulf Breeze	1	0	0	0	0	0	0
Kissimmee	1	1	1	2	1	0	0
Lakeland	6	3	2	4	5	0	0
Manatee County	5	0	1	0	0	0	1
Medley	4	8	1	9	11	0	0
Miami Gardens	3	2	0	0	2	0	0
Miami Springs	1	2	0	0	0	0	0
Midway	2	0	0	1	0	0	0
North Miami Beach	5	0	1	0	1	0	0
Orange County	28	1	0	1	0	0	0
Orange Park	3	2	3	2	1	0	0
Orlando	14	0	0	0	1	0	0
Osceola County	9	45	40	39	60	1	0
Pembroke Pines	6	0	0	3	1	0	0
Pinecrest	8	35	30	45	33	0	0
Sarasota	10	8	5	11	13	0	0
South Miami	4	6	3	5	6	0	0
Sunrise	6	7	4	6	4	0	1
Sweetwater	3	1	5	5	3	0	0
Tamarac	7	1	6	4	2	0	0
Tampa	8	3	4	3	7	0	0
West Miami	1	2	4	0	5	0	2
<b>Grand Total</b>	<b>153</b>	<b>11</b>	<b>4</b>	<b>8</b>	<b>10</b>	<b>0</b>	<b>0</b>

Appendix C: Crashes Involving Non-Motorists

Jurisdiction	# Intersections	Non-Motorist Before	Non-Motorist After
Aventura	1	3	3
Boynton Beach	7	13	9
Coral Gables	4	7	2
Crestview	2	3	0
Davie	1	0	0
Edgewood	2	0	1
Green Cove Springs	3	2	0
Gulf Breeze	1	0	1
Kissimmee	1	8	3
Lakeland	6	6	4
Manatee County	5	21	13
Medley	4	1	0
Miami Gardens	3	1	2
Miami Springs	1	0	0
Midway	2	1	0
North Miami Beach	5	10	5
Orange County	28	68	68
Orange Park	3	1	0
Orlando	14	40	34
Osceola County	9	8	13
Pembroke Pines	6	5	6
Pinecrest	8	4	10
Sarasota	10	16	8
South Miami	4	12	12
Sunrise	6	10	11
Sweetwater	3	4	4
Tamarac	7	3	5
Tampa	8	13	21
West Miami	1	2	0
<b>Grand Total</b>	<b>153</b>	<b>262</b>	<b>235</b>

## Appendix D: Glossary of Terms

Angle Crash	A crash where two vehicles impact at an angle. For example, the left front of one vehicle impacts the side of another vehicle.
Rear-End Crash	A crash where the front of one vehicle impacts the back of another vehicle.
Non-Injury Crash	A crash where no persons involved were injured.
Injury Crash	A crash where any person involved complained of or showed any visible signs of injury.
Fatal Crash	A crash where any person involved dies within a 30-day period after the crash occurred.
Non-Motorist	Any person other than an occupant of a motor vehicle in transport. This includes pedestrians, occupants of other motor vehicles not in transport and occupants of transport vehicles other than motor vehicles.



**Appendix E: 2020 Red Light Camera Survey**



Welcome to the Florida Department of Highway Safety and Motor Vehicles 2020 Red Light Camera Survey


Thank you for taking the time to complete the following survey to the best of your knowledge.

**Please provide your answers by October 1, 2020.**

Remember to **submit** the supplemental '**Red Light Camera and Intersection Information Table**' to [RLC@flhsmv.gov](mailto:RLC@flhsmv.gov) **by October 1, 2020.**

If you need assistance or would like a copy of your jurisdiction's response to the 2019 survey, please contact Regina Coon at (850) 491-8549 or by email at [RLC@flhsmv.gov](mailto:RLC@flhsmv.gov).

**Appendix E: 2020 Red Light Camera Survey**

**FLHSMV**  **2020 Red Light Camera Survey**

Responder Information

\* 1. Name of respective jurisdiction (city or county) you represent:

\* 2. What department oversees the red light camera program in your respective jurisdiction?

\* 3. Provide the contact information of the person completing this survey:


Name	<input type="text"/>
Agency	<input type="text"/>
Email Address	<input type="text"/>
Phone Number	<input type="text"/>

\* 4. Has your respective jurisdiction **operated red light cameras** within the reporting period of **July 1, 2019 - June 30, 2020**? ↕

Yes

No

**Appendix E: 2020 Red Light Camera Survey**

**FLHSMV**  **2020 Red Light Camera Survey**

Program Information

\* 5. What red light camera vendor(s) does your respective jurisdiction use?

American Traffic Solutions (ATS)

Redflex

Xerox

Other (please specify, answers limited to 300 characters)

\* 6. As of **July 1, 2019**, how many **red light cameras** were operational in your respective jurisdiction? (answer must be a number)

\* 7. As of **June 30, 2020**, how many **red light cameras** were operational in your respective jurisdiction? (answer must be a number)

\* 8. As of **July 1, 2019**, at how many **intersections** were red light cameras operational in your respective jurisdiction? (answer must be a number)

\* 9. As of **June 30, 2020**, at how many **intersections** were red light cameras operational in your respective jurisdiction? (answer must be a number)

## Appendix E: 2020 Red Light Camera Survey

### Red Light Camera Violations

\* 10. Please provide the following information regarding **Notices of Violation** issued for red light camera violations in your respective jurisdiction during the reporting period of **July 1, 2019 - June 30, 2020**. (answers must be a number; **please enter or copy and paste 9999999** if you do not know)

Total #	<input type="text"/>
# Paid	<input type="text"/>
# Contested & pending	<input type="text"/>
# Contested & dismissed	<input type="text"/>
# Contested & upheld	<input type="text"/>
# Issued as UTC	<input type="text"/>
# Pending issuance as UTC	<input type="text"/>

\* 11. How many **registration holds** did your respective jurisdiction request as a result of red light camera violations during the reporting period of **July 1, 2019 - June 30, 2020**? (answers must be a number; **please enter or copy and paste 9999999** if you do not know)

**Appendix E: 2020 Red Light Camera Survey**

\* 12. How does your respective jurisdiction **submit traffic crash data** to the Florida Department of Highway Safety and Motor Vehicles?

- All Electronically
- All Paper
- Both

\* 13. In order to identify the **number of repeat offenders**, please provide the number of **unique vehicle owners issued Notices of Violation for multiple red-light camera violations** in your respective jurisdiction. This includes individuals issued multiple Notices of Violation over time, not necessarily within the current reporting period. (answer must be a number; **please enter or copy and paste 9999999** if you do not know)

\* 14. Have **court cases impacted** your respective jurisdiction's **red light camera program**?

- Yes
- No

Please explain your above selection. (answers limited to 300 characters)

**Appendix E: 2020 Red Light Camera Survey**

**FLHSMV**
2020 Red Light Camera Survey

---

**Program Information**

\* 15. **Other than traffic crashes**, please **rank** the following **factors by importance when selecting** which **intersections to install red light cameras** in your respective jurisdiction.

	Very important	Somewhat Important	Not Important	N/A
Traffic citation data	<input type="radio"/>	<input type="radio"/>	<input type="radio"/>	<input type="radio"/>
Citizen complaints	<input type="radio"/>	<input type="radio"/>	<input type="radio"/>	<input type="radio"/>
Law Enforcement Officer observations	<input type="radio"/>	<input type="radio"/>	<input type="radio"/>	<input type="radio"/>
Traffic volume	<input type="radio"/>	<input type="radio"/>	<input type="radio"/>	<input type="radio"/>
Pedestrian safety	<input type="radio"/>	<input type="radio"/>	<input type="radio"/>	<input type="radio"/>
Traffic crash data	<input type="radio"/>	<input type="radio"/>	<input type="radio"/>	<input type="radio"/>

Other (please specify; answers limited to 300 characters)

\* 16. Were **any existing red light cameras** relocated within your respective jurisdiction during the reporting period of **July 1, 2019 - June 30, 2020**?

Yes

No

If yes, please provide the number and reason (answers limited to 300 characters)

\* 17. What **factors** are used to **determine the success/failure of each camera location** within your respective jurisdiction? (select all that apply)


Change in number of crashes

Change in pedestrian safety

Change in revenue

Other (please specify; answers limited to 300 characters)

Appendix E: 2020 Red Light Camera Survey

**FLHSMV**  **2020 Red Light Camera Survey**

Procedures

\* 18. Who **reviews** the camera **images before Notices of Violation are issued** within your respective jurisdiction? (select all that apply)

Law Enforcement Officer

Non-sworn government employee

Non-sworn contractor employee (vendor)

Other (please specify; answers limited to 300 characters)

\* 19. Who **reviews contested Notices of Violation** within your respective jurisdiction? (select all that apply)

Law Enforcement Officer

Non-sworn government employee

Non-sworn contractor employee (vendor)

Other (please specify; answers limited to 300 characters)

\* 20. Who **issues Uniform Traffic Citations** if **Notices of Violation are unpaid** within your respective jurisdiction? (select all that apply)

Law Enforcement Officer

Non-sworn government employee

Non-sworn contractor employee (vendor)

Other (please specify; answers limited to 300 characters)

**Appendix E: 2020 Red Light Camera Survey**

Right turn

\* 21. Does your respective jurisdiction **issue Notices of Violation** (through red light camera detection) for persons making a **right turn on red signal**?

Yes

No

\* 22. How many **Notices of Violation were issued within your respective jurisdiction for right turn on red** during the reporting period of **July 1, 2019 - June 30, 2020**? (answer must be a number; **please enter or copy and paste 9999999 if you do not know**)

\* 23. Section 316.0083(1)(a), Florida Statutes, provides that, "A notice of violation and a traffic citation may not be issued for failure to stop at a red light if the driver is making a right-hand turn in a **careful and prudent manner** at an intersection where right-hand turns are permissible."

Please provide the **definition used by your respective jurisdiction when determining if a violation should be issued**. (no character limit on this answer)



**Appendix E: 2020 Red Light Camera Survey**

\* 24. What **action(s)** has your respective jurisdiction **taken to improve safety measures** as a result of your red light camera program?

	At intersection(s) <b>with</b> red light cameras	At intersection(s) <b>without</b> red light cameras	N/A
Re-striping	<input type="checkbox"/>	<input type="checkbox"/>	<input type="checkbox"/>
Engineering, Roadway/Geometric	<input type="checkbox"/>	<input type="checkbox"/>	<input type="checkbox"/>
Engineering, Signalization/Operations	<input type="checkbox"/>	<input type="checkbox"/>	<input type="checkbox"/>
Lighting	<input type="checkbox"/>	<input type="checkbox"/>	<input type="checkbox"/>
Increased red light camera-specific signage	<input type="checkbox"/>	<input type="checkbox"/>	<input type="checkbox"/>
Increased other type of signage	<input type="checkbox"/>	<input type="checkbox"/>	<input type="checkbox"/>
Education and outreach	<input type="checkbox"/>	<input type="checkbox"/>	<input type="checkbox"/>

## Appendix E: 2020 Red Light Camera Survey

\* 25. Has **red light camera footage** been **used to investigate other crimes** within your respective jurisdiction?

- Yes
- No

26. If **red light camera footage** has been **used to investigate other crimes** within your respective jurisdiction, please **select all that apply**. (if it has not, select N/A)

- Crash investigation
- Criminal investigation
- Missing person
- N/A
- Other (please specify; answers limited to 300 characters)

\* 27. Is your respective jurisdiction **continuing** the **red light camera program** in the upcoming Fiscal Year (**reporting period of July 2020 - June 2021**)?

- Yes
- No

**Appendix E: 2020 Red Light Camera Survey**

\* 28. Has your respective jurisdiction **conducted** an independent **red light camera analysis**?

Yes

No

29. Please provide any **specifications/clarifications for any of your answers** (no character limit on this answer)

**Appendix E: 2020 Red Light Camera Survey**

FLHSMV 2020 Red Light Camera Survey

ⓘ PAGE TITLE

Thank you for completing the 2020 Red Light Camera Survey.

Remember to **submit** the supplemental **'Red Light Camera and Intersection Information Table'** to [RLC@flhsmv.gov](mailto:RLC@flhsmv.gov) by **October 1, 2020**.

Florida Department of Highway Safety and Motor Vehicles

**Appendix F: Jurisdiction Responses to Survey**

Name of Jurisdiction (City or County)	What Department oversees the red light camera program in your jurisdiction?	Provide the contact information of the person completing the survey		Has your jurisdiction operated red light cameras within the reporting period (July 1, 2019 - June 30, 2020)?
		Name	Agency	
Bal Harbour Village	Police Department	Pamela Flanders-Alvin	Bal Harbour PD	Yes
City of Aventura	Community Development Department	Joanne Car	City of Aventura	Yes
City of Boynton Beach	Traffic Unit	CSO A. Petriello #072	Boynton Beach Police Dept.	Yes
City of Crestview	Police Department	Chief Stephen McCosker	Crestview Police Department	Yes
City of Edgewood	Police Department - TIEO	Stacey Salemi	Edgewood Police Department	Yes
City of Florida City	Florida City Police Department	Ofc J. Tzintzun	Florida City Police Department	Yes
City of Gulf Breeze	Police Department	Richard Hawthorne	Gulf Breeze Police Department	Yes
City of Haines City	Haines City Police Department	Christopher M. Jackson	Haines City Police Department	Yes
City of Miami Gardens	Traffic Unit	Officer Brian O'Malley	Miami Gardens Police Department	Yes
City of New Port Richey	Police Department	Kim Bogart	New Port Richey Police Department	Yes
City of Ocoee	Ocoee Police Department	Adam Hopkins	Ocoee Police Department	Yes
City Of Opa Locka	Police Department/Traffic Unit	Ofc. Marie Noel	City Of Opa Locka Police Department	Yes
City of Orlando	Transportation Division	Raymond Rodriguez	Orlando Police Dept	Yes
City of Port Richey	Port Richey Police Department	Elena Divino	Port Richey Police Department	Yes
City of Sunrise	Special Operations Section - Traffic Unit	Sergeant Jeremy Copas	Sunrise Police Department	Yes
City of Tamarac	Broward County sheriff's Office	Todd Everhart	Broward Sheriff's Office	Yes
City of West Park	Political Affairs	John Wilson	City of West Park	Yes
City of Winter Park	Special Operations	Travis Lundquist	Winter Park Police Department	Yes
Clearwater	Clearwater Police Department	Lt. Laura Spelman	Clearwater Police Department	Yes
Coral Gables	Coral Gables Police Department	Omar Garcia	Coral Gables Police Department	Yes
Doral	TRAFFIC UNIT	Carlos F. Alvarez	Doral	Yes
Green Cove Springs	Green Cove Springs Police Department	Officer Ronnie Gann	Green Cove Springs Police Department	Yes

Florida Department of Highway Safety and Motor Vehicles

Appendix F: Jurisdiction Responses to Survey

Name of Jurisdiction (City or County)	What red light camera vendor(s) does your jurisdiction use?				As of July 1, 2019, how many RLCs were operational?	As of June 30, 2020, how many RLCs were operational?	Difference # RLCs	As of July 1, 2019, how many intersections were RLCs operational?	As of June 30, 2020, how many intersections were RLCs operational?	Difference # Intersections	Please provide the following information regarding NOVs issued for RLC violations in your jurisdiction between July 1, 2019 and June 30, 2020						
	American Traffic Solutions (ATS)	Redflex	Xerox	Other (please specify)							Total #	# Paid	# Contested & pending	# Contested & dismissed	# Contested & upheld	# Issued as UTC	# Pending issuance as UTC
Bal Harbour Village	X				5	5	0	5	5	0							
City of Aventura	X			now Verra Mobility	15	15	0	6	6	0	29,819	17,288	222	53	144	11,111	
City of Boynton Beach	X				15	15	0	7	7	0	29,042	18,937	102	93	137	8,128	1,119
City of Crestview				NovaGlobal	4	4	0	2	2	0	3,241	2,474	1	0	1	697	70
City of Edgewood				GATSO	3	3	0	2	2	0	6,391	4,484	2	2	22	1,397	0
City of Florida City	X				7	7	0	4	4	0	370,289	18,949	321	73	84	11,841	
City of Gulf Breeze				NovoaGlobal	6	6	0	3	3	0	5,874	4,568	1	0	0	1,298	8
City of Haines City	X			ATS is now Verra Mobility	11	11	0	6	6	0	19,371	13,652	10	9	78	5,403	
City of Miami Gardens	X				22	26	4	15	15	0	99,460	44,553	1,323	1,262	526	16,143	
City of New Port Richey				Verra Mobility	5	5	0	4	4	0	12,021	8,494	14	24	125	2,625	
City of Ocoee	X				12	12	0	6	6	0	29,661	18,929	26	63	370	10,054	0
City Of Opa Locka	X				8	8	0	4	4	0	28,149	12,739	295	77	255	13,990	
City of Orlando	X				44	35	-9	24	23	-1	52,790	40,235	261	17	118	14,382	
City of Port Richey	X				5	5	0	2	2	0	10,566	7,104	11	12	38	2,675	
City of Sunrise	X				17	18	1	10	10	0	19,676	10,842	136	27	102	4,338	
City of Tamarac	X				15	13	-2	8	8	0	20,677	10,907	44	37	138	7,370	
City of West Park	X				5	5	0	4	4	0	4,367	1,920	49	4	37	2,261	0
City of Winter Park				Sensys Gatso Group AB	8	8	0	6	6	0	15,384	11,248	30	0	68	2,454	2,410
Clearwater		X			3	3	0	2	2	0	13,513	8,458	90	7	173	3,997	42
Coral Gables	X			Red Speed	10	5	-5	7	3	-4	6,546	3,324	28	8	16	982	1,089
Doral	X				11	11	0	4	4	0	17,017	10,528	84	13	68	5,844	0
Green Cove Springs	X				5	5	0	3	3	0	12,910	8,986	5	10	71	3,000	

Florida Department of Highway Safety and Motor Vehicles

**Appendix F: Jurisdiction Responses to Survey**

Name of Jurisdiction (City or County)	How many registration holds did your jurisdiction request as a result of RLC violations during the reporting period (July 1, 2019 - June 30, 2020)?	How does your jurisdiction submit crash data to the Department?	In order to identify the number of repeat offenders, please provide the number of distinct vehicle owners issued Notices of Violation for multiple red-light camera violations.	Have court cases impacted your red light camera program?	
				Response	Details
Bal Harbour Village	0	All Electronically		Yes	
City of Aventura	0	All Electronically	3,839	Yes	Jimenez v Aventura upheld by Florida Supreme Court
City of Boynton Beach	126	All Electronically	3,122	Yes	City of Hollywood vs Arem; City of Aventura vs Jimenez; City of Oldsmar vs Trinh; City of Boynton Beach vs Boss; City of Boynton Beach vs Bacardi; Florida Supreme Court ruling
City of Crestview	0	All Electronically	105	No	
City of Edgewood	4	All Electronically	250	Yes	Each time a new ruling comes out, we make sure that our program follows all the new rulings and that our programs integrity will not be affected.
City of Florida City	0	Both	27,053	No	I only answered NO due to not knowing if it has impacted our respective jurisdiction.
City of Gulf Breeze	0	All Electronically	1,427	No	
City of Haines City	Unknown	All Electronically		No	
City of Miami Gardens	Unknown	All Electronically	66,064	Yes	We have experienced higher level of hearings due to inaccurate reporting of information by the media; stating that the cameras were taken down and ruled by the courts to be illegal.
City of New Port Richey	0	Both	10,454	No	
City of Ocoee	0	All Electronically	2,167	Yes	local and county hearings
City Of Opa Locka	40	All Electronically	2,049	Yes	
City of Orlando	24	All Electronically	4,887	No	Not since the 2018 Florida Supreme Court decision.
City of Port Richey	0	All Electronically	547	No	
City of Sunrise	0	All Electronically	2,277	Yes	Supreme Court Ruling - Resumed issuing UTC's
City of Tamarac	Unknown	All Electronically	1,340	No	
City of West Park	0	All Electronically	226	Yes	Corona Virus halted all court hearings.
City of Winter Park	82	All Electronically	9,108	No	
Clearwater	71	All Electronically	6,021	Yes	Processes changed to comply with court rulings
Coral Gables	Unknown	All Electronically	41	Yes	Drivers are more cautious
Doral	0	Both	15,799	No	
Green Cove Springs	0	All Paper	872	No	

Florida Department of Highway Safety and Motor Vehicles

**Appendix F: Jurisdiction Responses to Survey**

Name of Jurisdiction (City or County)	Other than traffic crashes, please rank the following factors on importance when selecting which intersections to install RLCs						Were any existing RLCs relocated during the reporting period?		
	Traffic citation data	Citizen complaints	Law Enforcement Officer observations	Traffic volume	Pedestrian safety	Traffic crash data	Other (please specify)	Response	If yes, why?
Bal Harbour Village	Very Important	Very Important	Very Important	Very Important	Very Important	Very Important		No	
City of Aventura	N/A	Very Important	N/A	Very Important	Very Important	Very Important		No	
City of Boynton Beach	Very Important	Somewhat Important	Very Important	Very Important	Very Important	Very Important		No	
City of Crestview	Somewhat Important	Very Important	Very Important	Very Important	Very Important	Very Important		No	
City of Edgewood	Somewhat Important	Very Important	Somewhat Important	Very Important	Very Important	Very Important		No	
City of Florida City	Very Important	Very Important	Very Important	Very Important	Very Important	Very Important		No	
City of Gulf Breeze	Somewhat Important	Very Important	Very Important	Very Important	Very Important	Very Important		No	
City of Haines City	Very Important	Very Important	Very Important	Very Important	Very Important	Very Important		No	
City of Miami Gardens	Somewhat Important	Somewhat Important	Very Important	Very Important	Very Important	Very Important		No	
City of New Port Richey	Somewhat Important	Very Important	Very Important	Very Important	Very Important	Very Important		No	
City of Ocoee	Very Important	Somewhat Important	Somewhat Important	Very Important	Very Important	Very Important		No	
City Of Opa Locka	Very Important	Somewhat Important	Very Important	Very Important	Very Important	Very Important		No	
City of Orlando	Very Important	Very Important	Somewhat Important	Not Important	Very Important	Very Important	The City of Orlando places cameras in accordance to angle crash reports generated by law enforcement personal at the scene of the crash. Each one of these crash reports are read and analyzed to determine if the traffic signal was a factor. Crash data is the most useful tool towards supporting road safety camera programs. We have examined intersections with red light cameras, when compared to a similar intersection, (size, traffic volume, etc) without a camera. The findings have shown that overall there are higher numbers of angle crashes at interactions that do not have red light cameras. Overall angle traffic crashes are up throughout the State of Florida. Any reduction in angle crashes is welcomed.	No	N/A
City of Port Richey	Very Important	Somewhat Important	Very Important	Very Important	Very Important	Very Important		No	
City of Sunrise	Very Important	Very Important	Very Important	Very Important	Very Important	Very Important		No	
City of Tamarac	Somewhat Important	Somewhat Important	Somewhat Important	Somewhat Important	Very Important	Very Important		No	
City of West Park	Somewhat Important	Somewhat Important	Somewhat Important	Very Important	Very Important	Very Important		No	
City of Winter Park	Very Important	Somewhat Important	Very Important	Very Important	Very Important	Very Important		No	
Clearwater	Somewhat Important	Not Important	Not Important	Somewhat Important	Somewhat Important	Very Important		No	
Coral Gables	Very Important	Very Important	Very Important	Very Important	Very Important	Very Important		No	
Doral	Very Important	Very Important	Very Important	Very Important	Very Important	Very Important		No	
Green Cove Springs	Very Important	Very Important	Very Important	Very Important	Very Important	Very Important		No	



Florida Department of Highway Safety and Motor Vehicles

**Appendix F: Jurisdiction Responses to Survey**

Name of Jurisdiction (City or County)	What factors are used to determine the success/failure of each camera location within your respective jurisdiction? (select all that apply)				Who reviews the camera images before Notices of Violation are issued?			
	Change in number of crashes	Change in pedestrian safety	Change in revenue	Other (please specify)	Law Enforcement Officer	Non-sworn government employee	Non-sworn contractor employee (vendor)	Other (please specify)
Bal Harbour Village	X	X			X			
City of Aventura	X				X			
City of Boynton Beach				Number of Violations	X	X		
City of Crestview	X	X			X			
City of Edgewood	X	X				X	X	
City of Florida City	X	X			X			
City of Gulf Breeze	X	X			X	X		
City of Haines City	X	X			X			
City of Miami Gardens	X	X			X	X		
City of New Port Richey	X	X				X		
City of Ocoee	X	X			X	X		
City Of Opa Locka	X	X			X			
City of Orlando	X	X		Note: A change in revenue does not demonstrate any statistical change in success/failure since revenue is calculated after expenses are paid. So, high expenses means low revenue, and low expenses means high revenue. A reduction of angle crashes, and the reduction of violations committed are factors to consider. A reduction in crashes and violations indicates a change in driver behavior. One must also take into account the traffic volume, traffic volume are up throughout all of our intersections. An increase in traffic volume, coupled with a reduction in violations and angle crashes is an ideal situation.		X		Orlando Police Department-utilizes State of Florida Certified Traffic Infraction Enforcement Officers with previous sworn Law Enforcement experience.
City of Port Richey	X	X				X		
City of Sunrise	X	X			X	X		
City of Tamarac	X	X			X	X		
City of West Park			X	Decrease in revenue equates to a decrease in violations which is indicative of a successful program.		X		
City of Winter Park	X	X			X	X		
Clearwater	X					X		
Coral Gables	X	X				X		
Doral	X				X			
Green Cove Springs	X	X			X			

Florida Department of Highway Safety and Motor Vehicles

**Appendix F: Jurisdiction Responses to Survey**

Name of Jurisdiction (City or County)	Who reviews contested Notices of Violation? (select all that apply)				Who issues Uniform Traffic Citations if Notices of Violation are unpaid? (select all that apply)			
	Law Enforcement Officer	Non-sworn government employee	Non-sworn contractor employee (vendor)	Other (please specify)	Law Enforcement Officer	Non-sworn government employee	Non-sworn contractor employee (vendor)	Other (please specify)
Bal Harbour Village	X				X			
City of Aventura	X				X			
City of Boynton Beach	X	X			X	X		
City of Crestview	X				X			
City of Edgewood		X				X		
City of Florida City	X				X			
City of Gulf Breeze	X				X			
City of Haines City	X				X			
City of Miami Gardens	X				X			
City of New Port Richey		X				X		
City of Ocoee	X	X			X	X		
City Of Opa Locka	X				X			
City of Orlando		X		Orlando Police Department- utilizes State of Florida Certified Traffic Infraction Enforcement Officers with previous sworn Law Enforcement experience.		X		Orlando Police Department utilizes State of Florida Certified Traffic Infraction Enforcement Officers with previous sworn Law Enforcement experience.
City of Port Richey		X				X		
City of Sunrise	X	X			X	X		
City of Tamarac	X	X			X	X		
City of West Park		X				X		
City of Winter Park	X	X			X	X		
Clearwater	X					X		
Coral Gables		X				X		
Doral	X				X			
Green Cove Springs	X				X			

Florida Department of Highway Safety and Motor Vehicles

**Appendix F: Jurisdiction Responses to Survey**

Name of Jurisdiction (City or County)	Are Notices of Violation (via RLC detection) issued for persons making a right turn on red signal?	# of NOVs issued for right turns on red during the reporting period? (July 1, 2019 - June 30, 2020)	What action(s) has your respective jurisdiction taken to improve safety measures as a result of your red light camera program?		
			Education/Outreach for intersection(s) w/ RLC	Education/Outreach for intersection(s) w/o RLC	Education/Outreach N/A
Bal Harbour Village	Yes				X
City of Aventura	Yes	10,184			X
City of Boynton Beach	No				X
City of Crestview	No				X
City of Edgewood	No		X	X	
City of Florida City	Yes	16,232			X
City of Gulf Breeze	No				X
City of Haines City	No				X
City of Miami Gardens	Yes	45,882	X	X	
City of New Port Richey	Yes	14			X
City of Ocoee	Yes	16,567	X	X	
City Of Opa Locka	Yes				X
City of Orlando	No		X	X	
City of Port Richey	No				X
City of Sunrise	Yes	5,242	X	X	
City of Tamarac	Yes	9,133			X
City of West Park	No		X		X
City of Winter Park	Yes				X
Clearwater	No		X	X	
Coral Gables	Yes				X
Doral	No				X
Green Cove Springs	Yes	321			X

**Appendix F: Jurisdiction Responses to Survey**

Name of Jurisdiction (City or County)	What action(s) has your respective jurisdiction taken to improve safety measures as a result of your red light camera program?					
	Re-striping - at intersection(s) <b>w/</b> RLC	Re-striping - at intersection(s) <b>w/o</b> RLC	Re-striping - <b>N/A</b>	Lighting at intersection(s) <b>w/</b> RLC	Lighting at intersection(s) <b>w/o</b> RLC	Lighting <b>N/A</b>
Bal Harbour Village			X			X
City of Aventura	X	X		X	X	
City of Boynton Beach			X			X
City of Crestview			X			X
City of Edgewood			X			X
City of Florida City			X			X
City of Gulf Breeze			X			X
City of Haines City			X			X
City of Miami Gardens	X	X		X	X	
City of New Port Richey			X			X
City of Ocoee	X	X		X	X	
City Of Opa Locka	X			X		
City of Orlando	X	X		X	X	
City of Port Richey			X			X
City of Sunrise	X	X		X	X	
City of Tamarac			X			X
City of West Park			X	X		
City of Winter Park		X				X
Clearwater			X			X
Coral Gables			X			X
Doral			X			X
Green Cove Springs	X					X

Florida Department of Highway Safety and Motor Vehicles

**Appendix F: Jurisdiction Responses to Survey**

Name of Jurisdiction (City or County)	What action(s) has your respective jurisdiction taken to improve safety measures as a result of your red light camera program?					
	Engineering (Roadway/Geometric) - at intersection(s) <b>w/</b> RLC	Engineering (Roadway/Geometric) - at intersection(s) <b>w/o</b> RLC	Engineering (Roadway/Geometric) <b>N/A</b>	Engineering (Signalization/Operations) - at intersection(s) <b>w/</b> RLC	Engineering (Signalization/Operations) - at intersection(s) <b>w/o</b> RLC	Engineering (Signalization/Operations) <b>N/A</b>
Bal Harbour Village			X			X
City of Aventura	X	X		X		
City of Boynton Beach			X			X
City of Crestview			X			X
City of Edgewood			X			X
City of Florida City			X			X
City of Gulf Breeze			X			X
City of Haines City			X			X
City of Miami Gardens	X	X		X	X	
City of New Port Richey			X			X
City of Ocoee	X	X		X	X	
City Of Opa Locka	X			X		
City of Orlando	X	X		X	X	
City of Port Richey			X			X
City of Sunrise		X		X	X	
City of Tamarac			X			X
City of West Park	X			X		
City of Winter Park		X			X	
Clearwater	X	X		X	X	
Coral Gables			X			X
Doral			X			X
Green Cove Springs			X			X

Florida Department of Highway Safety and Motor Vehicles

**Appendix F: Jurisdiction Responses to Survey**

Name of Jurisdiction (City or County)	What action(s) has your respective jurisdiction taken to improve safety measures as a result of your red light camera program?						
	Increased red light camera-specific signage at intersection(s) w/ RLC	Increased red light camera-specific signage at intersection(s) w/o RLC	Increased red light camera-specific signage - N/A	Increased other type of signage at intersection(s) w/ RLC	Increased other type of signage at intersection(s) w/o RLC	Increased other type of signage N/A	Other (please specify)
Bal Harbour Village	X	X		X	X		
City of Aventura	X				X		
City of Boynton Beach			X			X	
City of Crestview			X			X	
City of Edgewood			X			X	
City of Florida City			X			X	
City of Gulf Breeze			X			X	
City of Haines City			X			X	
City of Miami Gardens	X					X	
City of New Port Richey			X			X	
City of Ocoee	X					X	
City Of Opa Locka	X			X			
City of Orlando	X			X			The City of Orlando has adopted Vision Zero Orlando, a traffic safety initiative funded by Orlando Stops Traffic Safety Program. The City of Orlando has supported and made yearly contributions to Best Foot Forward, a pedestrian/bicycle safety program. For the City of Orlando the crash report information is an important indicator as to where to utilize the funds spawned from the Red Light Camera Program. All net revenue (after program expenses), are utilized for traffic safety improvements throughout the city.
City of Port Richey	X					X	
City of Sunrise			X			X	
City of Tamarac			X			X	
City of West Park			X			X	
City of Winter Park			X		X		
Clearwater	X				X		
Coral Gables			X			X	
Doral	X					X	
Green Cove Springs			X			X	

Florida Department of Highway Safety and Motor Vehicles

**Appendix F: Jurisdiction Responses to Survey**

Name of Jurisdiction (City or County)	Has red light camera footage been used to investigate other crimes?	RLC footage has been used to investigate other crimes, please select all that apply					Is your respective jurisdiction continuing the red light camera program in Fiscal Year 2020-2021?	Has your respective jurisdiction conducted an independent red light camera analysis?
		Crash investigation	Criminal investigation	Missing person	N/A	Other (please specify)		
Bal Harbour Village	Yes	X	X				Yes	No
City of Aventura	Yes	X	X				Yes	No
City of Boynton Beach	Yes	X	X				Yes	No
City of Crestview	Yes	X					Yes	No
City of Edgewood	Yes	X	X	X			Yes	No
City of Florida City	Yes	X	X				Yes	No
City of Gulf Breeze	Yes	X	X				Yes	No
City of Haines City	Yes	X	X				Yes	No
City of Miami Gardens	Yes	X	X				Yes	Yes
City of New Port Richey	Yes	X	X				Yes	No
City of Ocoee	Yes	X	X				Yes	No
City Of Opa Locka	Yes	X	X				Yes	No
City of Orlando	Yes	X	X			The cameras are used in the aid of crash investigations and criminal investigation. The video images were used as evidence in order to show an event took place.	Yes	No
City of Port Richey	Yes	X	X				Yes	No
City of Sunrise	Yes	X	X				Yes	Yes
City of Tamarac	Yes	X	X				No	No
City of West Park	Yes	X	X				Yes	No
City of Winter Park	Yes	X	X				Yes	No
Clearwater	Yes	X	X	X			Yes	Yes
Coral Gables	Yes	X	X				Yes	No
Doral	Yes	X	X				Yes	No
Green Cove Springs	Yes	X	X				Yes	No

Florida Department of Highway Safety and Motor Vehicles

**Appendix F: Jurisdiction Responses to Survey**

Name of Jurisdiction (City or County)	Please provide any specifications/clarifications for any of your answers.
Bal Harbour Village	
City of Aventura	
City of Boynton Beach	
City of Crestview	
City of Edgewood	
City of Florida City	
City of Gulf Breeze	
City of Haines City	
City of Miami Gardens	N/A
City of New Port Richey	
City of Ocoee	n/a
City Of Opa Locka	None
City of Orlando	In regards to Q-13: Repeat Offenders are tracked by DMV Tags; some of these tags are rental vehicles as well as commercial vehicles, i.e. truck, bus, and taxi operators/drivers. These vehicles are continuously being assigned to different drivers. Rental vehicles for example are in constant rental rotation, with various drivers using the same Florida tag. So, it may not be the same driver or operator exhibiting a repeated negative behavior. Q15, Q17, Q24: Crash Data are very useful tools to support the implementation, continuance, and improvements of Red Light Cameras devices. The collection and analyzing of traffic crash data aims at gaining a better understanding of traffic operational problems. In order to obtain an accurate and informed verdict on the effectiveness of Red Light Cameras, the City of Orlando considers the following three questions: 1. Does the crash have anything to do with the red traffic signal? In order to find the answer to this question the officer's crash report narrative must be closely scrutinized. Only after the facts are obtained can we make an accurate determination of the crash type, i.e. rear-end collision while vehicle in front was stationary, sideswipe, exit from driveway, etc. 2. Is the crash in same directional approach, and in relation with the directional approach of the camera? Ex: If there is a northbound camera, and the crash occurred on the westbound approach. Provided there is no camera in the westbound approach, that crash should not reflect on the northbound camera. 3. What is the year-to-year traffic volume count of that particular approach, intersection and road way? Increased road-users equals increase in incidents, including crashes.
City of Port Richey	
City of Sunrise	
City of Tamarac	
City of West Park	
City of Winter Park	
Clearwater	Question #26 - Red Light Camera analysis was not conducted by a third party
Coral Gables	N/A
Doral	N/A
Green Cove Springs	



Florida Department of Highway Safety and Motor Vehicles

**Appendix F: Jurisdiction Responses to Survey**

Name of Jurisdiction (City or County)	What Department oversees the red light camera program in your jurisdiction?	Provide the contact information of the person completing the survey		Has your jurisdiction operated red light cameras within the reporting period (July 1, 2019 - June 30, 2020)?
		Name	Agency	
Hillsborough County	Hillsborough County Sheriff's Office	Corporal W. Blair	Hillsborough County Sheriff's Office	Yes
Kissimmee	Traffic Enforcement Unit	Cpl David Crohe	Kissimmee Police Department	Yes
Lakeland	Police Department	Sgt Chad Mumbauer	Lakeland Police Department	Yes
Maitland	Police Department	Dawn D'Ambrosio	Maitland Police Department	Yes
Manatee County	Building & Development Services / Code Enforcement	Jeff Bowman	Manatee County / Code Enforcement	Yes
Miami Beach	Accident Investigation Unit	David Price	Miami Beach Police Department	Yes
Miami Springs	Police Department	Jimmy Deal	Miami Springs Police Department	Yes
Midway	Midway Police Department	Virginia Butler	Midway Police Department	Yes
Milton	Patrol / Records	Katherine McDaniels	Milton Police	Yes
North Miami Beach	North miami beach	Junecia Cherizier	North Miami Beach	Yes
Orange County	Public Works/Traffic Engineering	Martina Desjardins	Orange County Traffic Engineering	Yes
Orange Park	Orange Park Police Department	Gary Goble	Orange Park Police department	Yes
Osceola County	Transportation & Transit	Danielle Balse	Osceola County	Yes
Pembroke Pines	Pembroke Pines Police Department	Susan Shechter	Pembroke Pines Police Department	Yes
Sarasota	Sarasota Police Department	Bryan Graham	Sarasota Police Department	Yes
South Miami	Police	John Barzola	South Miami Police Department	Yes
Sweet Water	SUPPORT SERVICES	StevenLopez	Sweetwater Police Department	Yes
Tampa	Tampa Police Department	Alex Thiel	Tampa Police Department	Yes
Town of Davie	Police	John Wilson	Davie Police Dept.	Yes
Town of Medley	Police	John Wilson	Town of Medley	Yes
Village of Key Biscayne	Traffic Division	Lieutenant Brian Kemmerer	Key Biscayne Police Department	Yes
Village of Pinecrest	Police Department	J. C. Gonzalez	Village of Pinecrest Police Department	Yes
West Miami	West Miami Police Department	Frank Fernandez	West Miami Police Department	Yes

Florida Department of Highway Safety and Motor Vehicles

**Appendix F: Jurisdiction Responses to Survey**

Name of Jurisdiction (City or County)	What red light camera vendor(s) does your jurisdiction use?				As of July 1, 2019, how many RLCs were operational?	As of June 30, 2020, how many RLCs were operational?	Difference # RLCs	As of July 1, 2019, at how many intersections were RLCs operational?	As of June 30, 2020, at how many intersections were RLCs operational?	Difference # Intersections	Please provide the following information regarding NOVs issued for RLC violations in your jurisdiction between July 1, 2019 and June 30, 2020						
	American Traffic Solutions (ATS)	Redflex	Xerox	Other (please specify)							Total #	# Paid	# Contested & pending	# Contested & dismissed	# Contested & upheld	# Issued as UTC	# Pending issuance as UTC
Hillsborough County	X				10	10	0	6	6	0	41,981	27,671	323	9	48	13,817	7,308
Kissimmee		X			19	19	0	10	10	0	24,453	15,310	0	59	70	5,307	2,296
Lakeland				Vera Mobility	18	18	0	11	11	0	18,902	12,493	34	10	854	5,463	
Maitland				Sensys Gatso Group	5	4	-1	4	3	-1	5,962	4,978	0	4	20	1,731	0
Manatee County				Conduent	10	10	0	7	7	0	13,553	9,188	17	6	19	2,857	10
Miami Beach				Conduent	6	6	0	6	6	0	3,252	3,071	32	0	2	1,537	1
Miami Springs	X				2	3	1	2	3	1	10,999	6,368	71	6	44	4,293	0
Midway				Novoa Global	2	2	0	2	2	0							
Milton				Verra Mobility prior known	5	5	0	5	5	0	5,347	3,536	0	1	21	1,184	
North Miami Beach	X				5	5	0	5	5	0	22,994	12,387		2,392		9,036	
Orange County	X				55	54	-1	35	35	0	48,844	30,590	120	15	110	15,639	
Orange Park	X				8	8	0	3	3	0	11,429	7,838	11	11	75	3,407	
Osceola County	X				15	15	0	10	10	0	12,679	8,033	34	11	44	3,992	
Pembroke Pines		X			8	8	0	6	6	0	15,752	10,025	84	7	199	4,763	291
Sarasota				RedSpeed	20	20	0	10	10	0	17,502	14,157	0	2	139	2,198	3,258
South Miami		X			4	4	0	4	4	0	5,673	3,414	15	13	57	2,047	53
Sweet Water	X				6	6	0	6	6	0	29,869	18,243	231	54	153	9,678	231
Tampa	X				48	50	2	21	21	0	70,915	44,336	234	146	888	21,547	
Town of Davie	X				5	5	0	4	4	0	6,570	3,594	34	3	19	2,763	0
Town of Medley	X				8	9	1	6	7	1	12,166	8,545	69	17	19	2,652	0
Village of Key Biscayne	X				4	4	0	3	3	0	1,365	972	2	0	0	242	
Village of Pinecrest		X			6	8	2	6	8	2	19,259	12,328	149	49	62	1,457	3,378
West Miami	X				5	6	1	6	6	0	21,220	14,720	123	4,277	603	201	

Florida Department of Highway Safety and Motor Vehicles

**Appendix F: Jurisdiction Responses to Survey**

Name of Jurisdiction (City or County)	How many registration holds did your jurisdiction request as a result of RLC violations during the reporting period (July 1, 2019 - June 30, 2020)?	How does your jurisdiction submit crash data to the Department?	In order to identify the number of repeat offenders, please provide the number of distinct vehicle owners issued Notices of Violation for multiple red-light camera violations.	Have court cases impacted your red light camera program?	
				Response	Details
Hillsborough County	0	All Electronically	3,414	No	
Kissimmee	121	All Electronically	18,440	No	
Lakeland	Unknown	All Electronically	15,338	No	
Maitland	0	All Electronically	306	Yes	Court decisions affect the policies and procedures of our program.
Manatee County	16	Both	9,684	No	
Miami Beach	27	All Electronically	13,697	No	
Miami Springs	82	All Electronically	638	No	As of recently, not in any significant way.
Midway	Unknown	All Electronically		No	
Milton	4	All Paper	16	No	
North Miami Beach	618	All Electronically		Yes	As case law is generated it impacts how cities can argue the violations.
Orange County	36	Both	4,364	Yes	
Orange Park	22	Both	10,158	No	
Osceola County	0	All Electronically	11,470	No	
Pembroke Pines	44	All Electronically	2,835	No	
Sarasota	53	All Electronically	913	No	
South Miami	0	All Electronically	1,118	No	
Sweet Water	0	All Electronically	2,205	Yes	right turns
Tampa	Unknown	All Electronically	54,845	No	
Town of Davie	0	All Electronically	280	Yes	Corona Virus has halted all court proceedings.
Town of Medley	0	All Electronically	810	Yes	The Corona Virus has halted all court proceedings.
Village of Key Biscayne	0	All Electronically	131	No	
Village of Pinecrest	74	All Electronically	4,575	Yes	DUE TO THE COVID-19 PANDEMIC, TRAFFIC COURT HAS BEEN CLOSED SINCE MARCH 2020. HENCE, ALL TRAFFIC CASES ARE ON STAY UNTIL FURTHER NOTICE. HENCE, THE LARGE NUMBERS OF UTC'S PENDING ISSUANCE (3378). IN ADDITION, LOCAL ADMINISTRATIVE HEARINGS FOR NOTICE OF VIOLATIONS HAVE ALSO BEEN IMPACTED AND FEWER SCHEDULED.
West Miami	Unknown	All Electronically	21,220	No	

Florida Department of Highway Safety and Motor Vehicles

**Appendix F: Jurisdiction Responses to Survey**

Name of Jurisdiction (City or County)	Other than traffic crashes, please rank the following factors on importance when selecting which intersections to install RLCs							Were any existing RLCs relocated during the reporting period?	
	Traffic citation data	Citizen complaints	Law Enforcement Officer observations	Traffic volume	Pedestrian safety	Traffic crash data	Other (please specify)	Response	If yes, why?
Hillsborough County	Very Important	Very Important	Very Important	Very Important	Very Important	Very Important		No	
Kissimmee	Very Important	Somewhat Important	Somewhat Important	Very Important	Very Important	Very Important		No	
Lakeland	Very Important	Somewhat Important	Somewhat Important	Somewhat Important	Very Important	Very Important		No	
Maitland	Very Important	Somewhat Important	Somewhat Important	Very Important	Very Important	Very Important		No	
Manatee County	N/A	Somewhat Important	Very Important	Somewhat Important	Very Important	Very Important		No	
Miami Beach	Very Important	Very Important	Very Important	Very Important	Very Important	Very Important		No	
Miami Springs	Very Important	Somewhat Important	Somewhat Important	Not Important	Very Important	Very Important	The number of fatality, hit and run crashes and traffic crashes that occur at an intersection or approach.	No	
Midway	N/A	N/A	Very Important	Very Important	Very Important	Very Important		No	
Milton	Very Important	Very Important	Very Important	N/A	Very Important	Very Important		No	
North Miami Beach	Very Important	Very Important	Very Important	Very Important	Very Important	Very Important		No	
Orange County	Somewhat Important	Somewhat Important	N/A	Somewhat Important	Very Important	Somewhat Important		No	
Orange Park	Somewhat Important	Somewhat Important	Very Important	Very Important	Very Important	Very Important		No	
Osceola County	Not Important	Somewhat Important	Very Important	Very Important	Very Important	Very Important		No	
Pembroke Pines	Not Important	Very Important	Somewhat Important	Somewhat Important	Somewhat Important	Somewhat Important		No	
Sarasota	Very Important	Somewhat Important	Somewhat Important	Somewhat Important	Somewhat Important	Somewhat Important		No	
South Miami	Somewhat Important	Very Important	Very Important	Very Important	Very Important	Very Important		No	
Sweet Water	Not Important	Somewhat Important	Somewhat Important	Somewhat Important	Very Important	Very Important		No	
Tampa	Very Important	Very Important	Very Important	Very Important	Very Important	Very Important		No	
Town of Davie	Somewhat Important	Somewhat Important	Somewhat Important	Very Important	Very Important	Very Important		No	
Town of Medley	Somewhat Important	Somewhat Important	Somewhat Important	Very Important	Very Important	Very Important		No	
Village of Key Biscayne	Somewhat Important	Very Important	Very Important	Very Important	Very Important	Very Important		No	
Village of Pinecrest	Very Important	Very Important	Very Important	Very Important	Very Important	Very Important		No	
West Miami	Very Important	Very Important	Very Important	Very Important	Very Important	Very Important		No	

Florida Department of Highway Safety and Motor Vehicles

**Appendix F: Jurisdiction Responses to Survey**

Name of Jurisdiction (City or County)	What factors are used to determine the success/failure of each camera location within your respective jurisdiction? (select all that apply)				Who reviews the camera images before Notices of Violation are issued?			
	Change in number of crashes	Change in pedestrian safety	Change in revenue	Other (please specify)	Law Enforcement Officer	Non-sworn government employee	Non-sworn contractor employee (vendor)	Other (please specify)
Hillsborough County	X	X			X			
Kissimmee	X	X				X		
Lakeland	X				X			
Maitland	X	X			X	X	X	
Manatee County	X			The total number of Notice's of Violation issued and whether they increase or decrease on a monthly basis. Each approach is evaluated independently each month.	X			
Miami Beach	X	X				X		
Miami Springs	X	X			X	X		
Midway	X	X	X		X			
Milton	X				X			
North Miami Beach	X	X			X	X		
Orange County	X	X		changes in the number of violations	X	X	X	
Orange Park	X	X			X			
Osceola County	X	X			X			
Pembroke Pines				Significant reduction in the number of violations observed at a given location would indicate success	X	X		
Sarasota	X				X	X		
South Miami	X	X			X			
Sweet Water	X	X			X			
Tampa	X	X			X			
Town of Davie			X	Decrease in revenue equates to a decrease in the number of violations which is indicative of a successful program.		X		
Town of Medley			X	Reduction in revenue equates to a reduction in the number of violations which indicates a successful program.		X		
Village of Key Biscayne	X	X			X			
Village of Pinecrest	X	X			X			
West Miami	X	X			X			

Florida Department of Highway Safety and Motor Vehicles

**Appendix F: Jurisdiction Responses to Survey**

Name of Jurisdiction (City or County)	Who reviews contested Notices of Violation? (select all that apply)				Who issues Uniform Traffic Citations if Notices of Violation are unpaid? (select all that apply)			
	Law Enforcement Officer	Non-sworn government employee	Non-sworn contractor employee (vendor)	Other (please specify)	Law Enforcement Officer	Non-sworn government employee	Non-sworn contractor employee (vendor)	Other (please specify)
Hillsborough County	X				X			
Kissimmee		X				X		
Lakeland	X				X			
Maitland	X	X		Legal Advisor	X	X		
Manatee County	X				X			
Miami Beach	X				X			
Miami Springs	X				X			
Midway		X			X			
Milton				City of Milton Hearing Officer	X			
North Miami Beach	X	X			X	X		
Orange County	X	X			X	X		
Orange Park	X				X			
Osceola County	X				X			
Pembroke Pines	X	X			X	X		
Sarasota	X				X			
South Miami	X				X			
Sweet Water	X		X		X			
Tampa	X				X			
Town of Davie		X				X		
Town of Medley		X				X		
Village of Key Biscayne	X				X			
Village of Pinecrest	X				X			
West Miami	X				X			

Florida Department of Highway Safety and Motor Vehicles

**Appendix F: Jurisdiction Responses to Survey**

Name of Jurisdiction (City or County)	Are Notices of Violation (via RLC detection) issued for persons making a right turn on red signal?	# of NOVs issued for right turns on red during the reporting period? (July 1, 2019 - June 30, 2020)	What action(s) has your respective jurisdiction taken to improve safety measures as a result of your red light camera program?		
			Education/Outreach for intersection(s) w/ RLC	Education/Outreach for intersection(s) w/o RLC	Education/Outreach N/A
Hillsborough County	No				X
Kissimmee	Yes				X
Lakeland	Yes	2,882	X		
Maitland	Yes				X
Manatee County	Yes				X
Miami Beach	Yes				X
Miami Springs	Yes	2,475			X
Midway	Yes				X
Milton	No				X
North Miami Beach	No				X
Orange County	Yes	198	X		
Orange Park	Yes				X
Osceola County	No				X
Pembroke Pines	No				X
Sarasota	No		X		
South Miami	No		X	X	
Sweet Water	Yes	23,247	X		
Tampa	Yes	1,731			X
Town of Davie	No		X		
Town of Medley	Yes	2,710	X		
Village of Key Biscayne	Yes	4	X	X	
Village of Pinecrest	No				X
West Miami	Yes				X

**Appendix F: Jurisdiction Responses to Survey**

Name of Jurisdiction (City or County)	What action(s) has your respective jurisdiction taken to improve safety measures as a result of your red light camera program?					
	Re-striping - at intersection(s) <b>w/</b> RLC	Re-striping - at intersection(s) <b>w/o</b> RLC	Re-striping - <b>N/A</b>	Lighting at intersection(s) <b>w/</b> RLC	Lighting at intersection(s) <b>w/o</b> RLC	Lighting <b>N/A</b>
Hillsborough County			X			X
Kissimmee	X			X	X	
Lakeland	X			X		
Maitland			X			X
Manatee County	X					X
Miami Beach			X			X
Miami Springs	X	X				X
Midway			X			X
Milton			X	X		
North Miami Beach			X			X
Orange County	X			X		
Orange Park	X	X				X
Osceola County			X			X
Pembroke Pines	X	X				X
Sarasota			X			X
South Miami			X			X
Sweet Water			X			X
Tampa			X			X
Town of Davie			X			X
Town of Medley	X					X
Village of Key Biscayne	X	X	X			X
Village of Pinecrest			X			X
West Miami			X			X



Florida Department of Highway Safety and Motor Vehicles

**Appendix F: Jurisdiction Responses to Survey**

Name of Jurisdiction (City or County)	What action(s) has your respective jurisdiction taken to improve safety measures as a result of your red light camera program?					
	Engineering (Roadway/Geometric) - at intersection(s) <b>w/</b> RLC	Engineering (Roadway/Geometric) - at intersection(s) <b>w/o</b> RLC	Engineering (Roadway/Geometric) <b>N/A</b>	Engineering (Signalization/Operations) - at intersection(s) <b>w/</b> RLC	Engineering (Signalization/Operations) - at intersection(s) <b>w/o</b> RLC	Engineering (Signalization/Operations) <b>N/A</b>
Hillsborough County			X			X
Kissimmee			X	X	X	
Lakeland	X	X		X	X	
Maitland			X			X
Manatee County			X			X
Miami Beach			X			X
Miami Springs	X	X		X	X	
Midway			X			X
Milton			X			X
North Miami Beach			X			X
Orange County	X			X		
Orange Park			X	X	X	
Osceola County			X			X
Pembroke Pines			X	X	X	
Sarasota			X			X
South Miami			X			X
Sweet Water			X			X
Tampa			X			X
Town of Davie			X			X
Town of Medley	X					X
Village of Key Biscayne			X			X
Village of Pinecrest			X			X
West Miami			X			X

Florida Department of Highway Safety and Motor Vehicles

**Appendix F: Jurisdiction Responses to Survey**

Name of Jurisdiction (City or County)	What action(s) has your respective jurisdiction taken to improve safety measures as a result of your red light camera program?						
	Increased red light camera-specific signage at intersection(s) <b>w/</b> RLC	Increased red light camera-specific signage at intersection(s) <b>w/o</b> RLC	Increased red light camera-specific signage - <b>N/A</b>	Increased other type of signage at intersection(s) <b>w/</b> RLC	Increased other type of signage at intersection(s) <b>w/o</b> RLC	Increased other type of signage <b>N/A</b>	Other (please specify)
Hillsborough County			X			X	
Kissimmee	X			X		X	
Lakeland	X				X		
Maitland			X			X	
Manatee County			X			X	
Miami Beach	X					X	
Miami Springs			X			X	
Midway	X					X	
Milton			X			X	
North Miami Beach			X			X	
Orange County	X			X			
Orange Park			X			X	
Osceola County			X			X	
Pembroke Pines	X					X	
Sarasota			X			X	
South Miami	X					X	
Sweet Water	X					X	
Tampa			X			X	
Town of Davie			X			X	
Town of Medley	X					X	
Village of Key Biscayne			X			X	
Village of Pinecrest			X			X	
West Miami			X			X	

Florida Department of Highway Safety and Motor Vehicles

**Appendix F: Jurisdiction Responses to Survey**

Name of Jurisdiction (City or County)	Has red light camera footage been used to investigate other crimes?	RLC footage has been used to investigate other crimes, please select all that apply					Is your respective jurisdiction continuing the red light camera program in Fiscal Year 2020-2021?	Has your respective jurisdiction conducted an independent red light camera analysis?
		Crash investigation	Criminal investigation	Missing person	N/A	Other (please specify)		
Hillsborough County	Yes	X	X				Yes	No
Kissimmee	Yes	X	X	X			Yes	Yes
Lakeland	Yes	X	X	X			Yes	No
Maitland	Yes	X	X	X			Yes	Yes
Manatee County	Yes	X	X				Yes	No
Miami Beach	Yes	X	X				Yes	Yes
Miami Springs	Yes	X	X				Yes	No
Midway	Yes	X	X				Yes	No
Milton	Yes	X	X				Yes	No
North Miami Beach	Yes	X	X				Yes	Yes
Orange County	Yes	X	X	X		Homicide, police investigation, robbery, accidents	Yes	No
Orange Park	Yes	X	X				Yes	No
Osceola County	Yes	X	X				Yes	Yes
Pembroke Pines	Yes	X	X				No	No
Sarasota	Yes	X	X	X			Yes	No
South Miami	Yes	X	X				Yes	No
Sweet Water	Yes	X	X				Yes	No
Tampa	Yes	X	X				Yes	No
Town of Davie	Yes	X	X				Yes	No
Town of Medley	Yes	X	X				Yes	No
Village of Key Biscayne	Yes	X	X				Yes	No
Village of Pinecrest	Yes	X	X				Yes	No
West Miami	Yes	X	X				Yes	No

**Appendix F: Jurisdiction Responses to Survey**

Name of Jurisdiction (City or County)	Please provide any specifications/clarifications for any of your answers.
Hillsborough County	
Kissimmee	
Lakeland	
Maitland	
Manatee County	N/A
Miami Beach	N/A
Miami Springs	
Midway	N/A
Milton	
North Miami Beach	N/A
Orange County	
Orange Park	
Osceola County	
Pembroke Pines	
Sarasota	
South Miami	
Sweet Water	
Tampa	
Town of Davie	
Town of Medley	
Village of Key Biscayne	
Village of Pinecrest	
West Miami	None

Florida Department of Highway Safety and Motor Vehicles

Appendix G: Right Turn Definitions

Name of Jurisdiction (City or County)	Section 316.0083(1)(a), Florida Statutes, provides that, "A notice of violation and a traffic citation may not be issued for failure to stop at a red light if the driver is making a right-hand turn in a careful and prudent manner at an intersection where right-hand turns are permissible." Please provide the definition used by your respective jurisdiction when determining if a violation should be issued.
Bal Harbour Village	Were pedestrians yield to by the driver? Did the vehicle slow down?
City of Aventura	careful and prudent or over 5 mph
City of Boynton Beach	
City of Crestview	
City of Edgewood	
City of Florida City	We use BRQ and our discretion
City of Gulf Breeze	
City of Haines City	
City of Miami Gardens	For the purposes of administering this section, the department, county, or a municipality may authorize a traffic infraction enforcement officer under s.316.640 to issue a traffic citation for a violation of s.316.074(1) or s.316.075(1)(c)(1). A notice of violatona and a traffic citation may not be issued for failure to stop at a red light if the driver is making a right-hand turn in a careful and prudent manner at an intersection where right hand turns are permissible. A notice of violation and a traffic citation may not be issued under this section if the driver of a vehicle came to a complete stop after crossing the stop line and before turning right if permissible at a red light, but failed to stop before crossing over the stop line or other point at which a stop is required.
City of New Port Richey	The reviewer considers the totality of the circumstances to include: Vehicle speed, Traffic Volume, Weather Conditions, Road Conditions and presence of pedestrians
City of Ocoee	same as all Florida state statue language
City Of Opa Locka	Speed, Pedestrians, and Traffic Volume.
City of Orlando	
City of Port Richey	
City of Sunrise	A right turn on red conducted at a speed greater than 15 MPH or a vehicle who fails to yield the right of way to pedestrians or other vehicles in the intersection.
City of Tamarac	Not applicable. The only one right turn camera is posted "NO TURN ON RED"
City of West Park	
City of Winter Park	You can make a right hand turn in a "careful and prudent manner" after coming to a complete stop pursuant to the directives of Florida Statutes
Clearwater	
Coral Gables	Speed, Traffic, Pedestrians
Doral	
Green Cove Springs	careful and prudent manner
Hillsborough County	
Kissimmee	We have 1 intersection that has a no right turn when red
Lakeland	First, the violation must be 15 mph or greater before our officers will review the violations, anything below that speed is automatically dismissed. We also factor in the vehicle's speed after the stop bar. For instance, if the vehicle approaches the stop bar and passes it at a significant speed, and then slows down considerably before completing the turn, then the violation will be dismissed. We also review the video for pedestriains, bicycles in or near the intersection at the time of the violation. We also look at the time of day, location of the intersection, weather conditions, crash history, volume of traffic and the officer's knowledge and experience of the intersection all come in to consideration.
Maitland	A motorist can make a turn in a careful and prudent manner after coming to a complete stop pursuant to the directives of Florida State Statute 316.075. However, our officers use their discretion when reviewing the violations and do not issue violations to anyone going under 16mph during a right hand turn unless aggravating circumstances exist.
Manatee County	The camera footage is viewed by a sworn law enforcement deputy employed by the Manatee County Sheriff's Office. If the Deputy reviewing the footage feels they would ticket the violation if they were in person at the light, then they would make the determination to ticket the violation.
Miami Beach	The driver of any vehicle shall not turn the vehicle as to proceed in the opposite direction upon any street unless such movement can be made in safety and without interfering with other traffic and/or pedestrians.
Miami Springs	The vehicle should not be traveling more than 15 miles an hour. Drivers must yield the right of way to other vehicles and to pedestrians attempting to cross the street in the crosswalk.
Midway	
Milton	
North Miami Beach	
Orange County	only enforce right on red at locations that have a "no turn on red" sign when lit, if vehicle does not stop within their turn
Orange Park	At one intersection if a vehicle enters the bicycle lane and makes the turn with out stopping the are issued a violation
Osceola County	
Pembroke Pines	
Sarasota	
South Miami	
Sweet Water	Section 316.0083(1)(a), Florida Statutes, provides that, "A notice of violation and a traffic citation may not be issued for failure to stop at a red light if the driver is making a right-hand turn in a careful and prudent manner at an intersection where right-hand turns are permissible."
Tampa	Over 20MPH
Town of Davie	
Town of Medley	Speed is 18mph or higher, violates a right of way or intereferes with a pedestrian
Village of Key Biscayne	Same description as Florida State Statute 316.0083(1)(a)
Village of Pinecrest	
West Miami	After a review of the offense to determine if the vehicle turn in a careful and prudent manner.