



Volunteer Health Care Provider Program Annual Report

Fiscal Year 2019-2020

December 2020

Ron DeSantis
Governor

Dr. Scott A Rivkees, MD
Surgeon General and Secretary

Table of Contents

Executive Summary	i
Community and Faith-Based Clinics and Organizations	1
Licensed Health Care Professionals	4
Value of Goods and Services.....	5
Appendix A: Volunteer Health Care Provider Program Clinics and Organizations Contributions by County	6
Appendix B: Volunteer Health Care Provider Program Clinics and Contributions	8
Appendix C: Summary of Clinics and Organizations that Closed.....	22
Appendix D: Financial Liability Report.....	23

Executive Summary

The Volunteer Health Care Provider Program (VHCPP) Annual Report is provided in accordance with section 766.1115(8), Florida Statutes, to summarize contributions achieved by the program. During Fiscal Year 2019–20, 212 community and faith-based clinics and organizations reported that a total of 13,340 licensed health care professionals and 8,591 Eligibility and Referral Specialists volunteered in the program.¹ The facilities reported providing 421,412 health care services to eligible individuals. In addition, the facilities reported that the value of health-related goods and services provided to Florida’s citizens through the program totaled more than \$300 million. Since inception of the program in 1992, the Department of Health (Department) has documented more than \$4.4 billion in donated goods and services. Appendix A summarizes an aggregated number of clinics and organizations participating in the program by county. Appendix B summarizes reported volunteers and health care service counts and the value of contributions by clinic for each county.²

Background

Created by the Access to Health Care Act in 1992, VHCPP improves access to health care for uninsured and underserved low-income residents by providing sovereign immunity to licensed health care professionals in exchange for providing free medical and dental services to these underserved populations. These professionals primarily provide volunteer services in community and faith-based medical clinics that serve uninsured and underserved individuals. The program trains non-licensed volunteers to conduct eligibility determination and refer individuals to providers for primary or specialty care.

To be eligible for medical and dental services through VHCPP, an individual must meet one of the following criteria:

- Not have health insurance that covers the treatment being sought, and have a gross family income less than 200% of the federal poverty level.
- Be Medicaid-eligible under Florida law and meet VHCPP’s income eligibility criteria. (Medicaid clients are eligible to receive services through a free clinic when there is no Medicaid provider available in the area.)

¹ Of the 13,340 licensed health care professionals, 1,964 provided services to more than one clinic and organization.

² Appendix C lists the clinics that closed during Fiscal Year 2019 – 2020. These clinics will not appear on the next annual report.

The program is administered by a supervisor at the Central Office in Tallahassee and nine regional coordinators. To establish sovereign immunity, licensed health care professionals sign contracts with the Department. Regional coordinators prepare and manage the contracts with health care professionals. They also ensure compliance with sovereign immunity requirements, conduct quality assurance at the clinics and organizations where clients receive services and train non-licensed professionals in eligibility determination and referral procedures. In addition to contracting with individuals, the Department contracts with 173 medical clinics and organizations where licensed health care professionals serve eligible clients. On behalf of the Department, county health department health officers sign the contracts with licensed health care professionals participating in the program. In FY 19–20, expenditures to administer the program totaled \$499,811.

This report also includes a list of claims filed under VHCPP compiled by the Florida Department of Financial Services, Division of Risk Management, as required by section 766.1115 (7), Florida Statutes (see Appendix D). No claims have been reported since March 2012.

Community and Faith-Based Clinics and Organizations

Licensed health care professionals who participate in the program provide services at clinics and medical organizations that serve underinsured and underserved individuals. During FY 2019–20, health care professionals provided services in 212 community and faith-based clinics, organizations and mobile dental units in 45 counties.

As shown in Exhibit 1 on page 2, there are community and faith-based clinics and organizations participating in the program in 43 counties. Of these, 28 counties had between one and four participating clinics and organizations, nine counties had between five and eight participants and another six counties had nine or more participants.³ In addition, 24 counties do not have clinics participating. To address these shortages, the program is collaborating with the Office of Rural Health to engage in outreach activities with the state Rural Health Networks and rural health clinics to promote the program.

Dental care is an important service provided through this program. Exhibit 2 on page 3 shows that 11 of the 212 clinics and organizations participating in the program were dental mobile units that provided dental services in 10 counties.

³ Of the counties that have more than nine facilities participating in the program, Miami-Dade County had 27; the remaining counties in this category had between 9 and 15 facilities participating.

Exhibit 1: Community and Faith-Based Clinics and Organizations by County

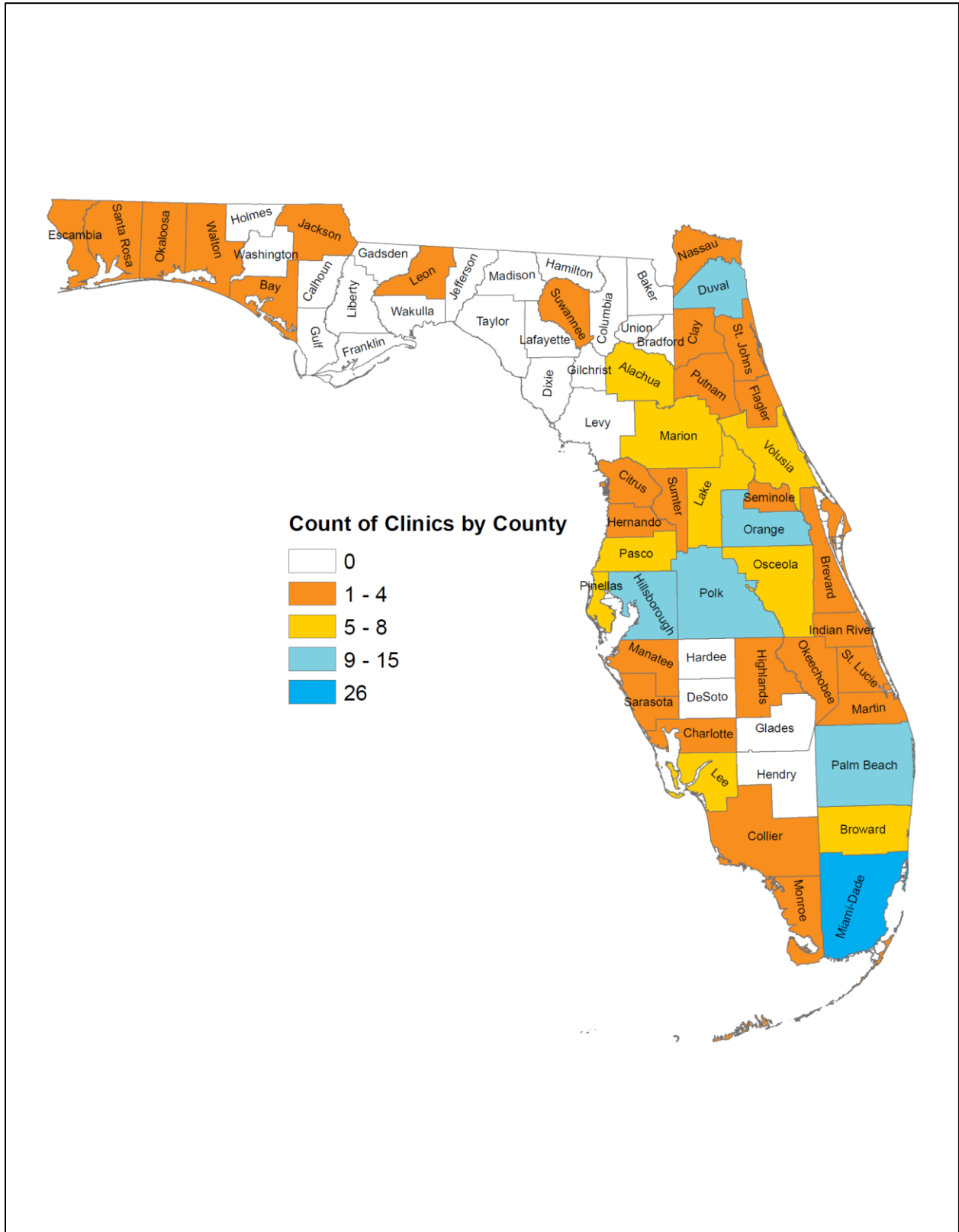
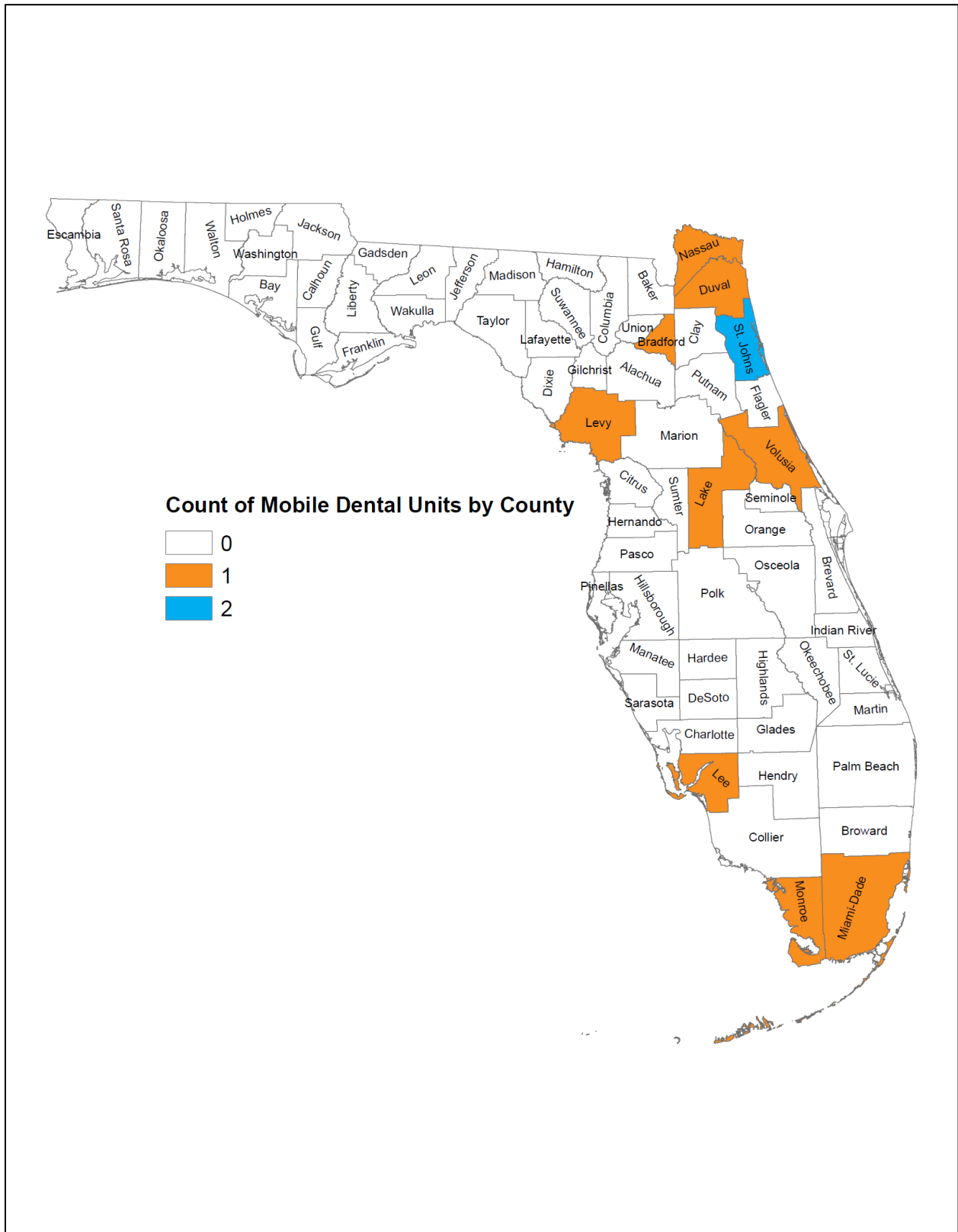


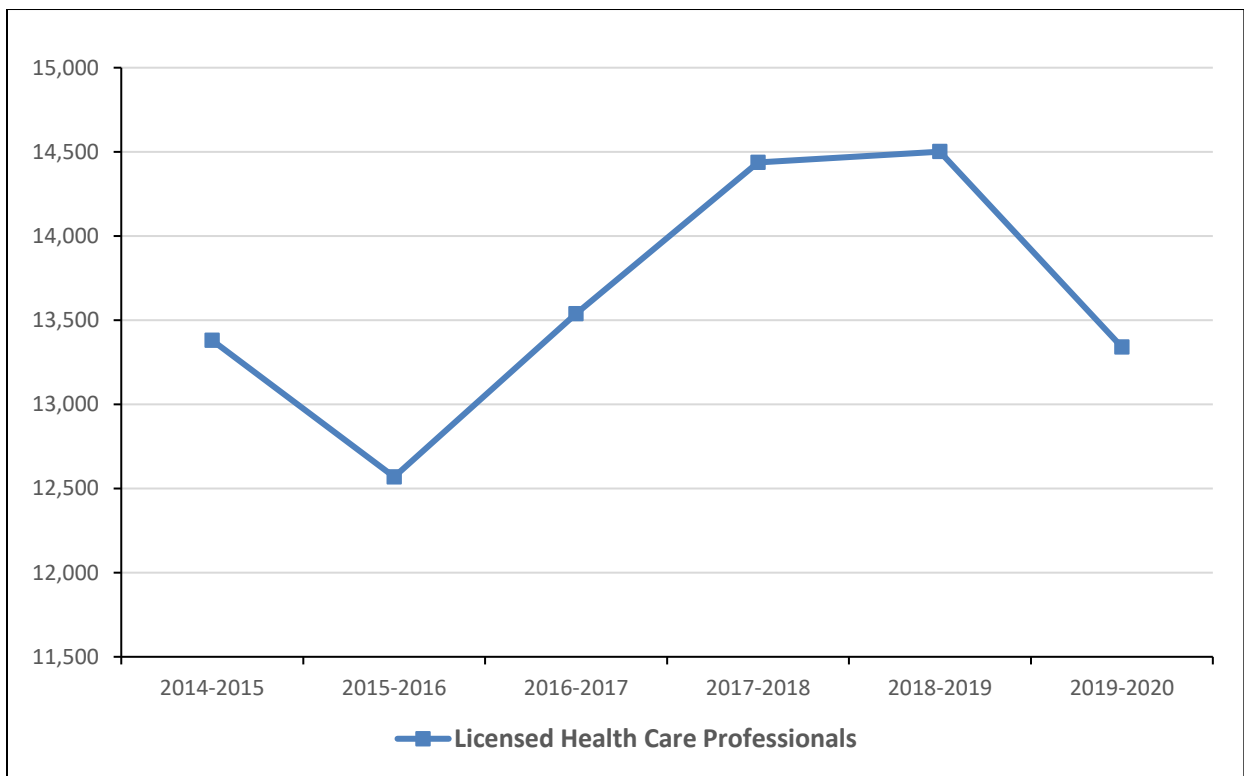
Exhibit 2: Florida Baptist Convention, Mobile Dental Units by County



Licensed Health Care Professionals

The Department contracts with licensed health care professionals to volunteer with the Volunteer Health Care Provider Program (VHCPP). During FY 2019–20, the 13,340 licensed health care professionals participating in the program provided 421,412 health care services to eligible individuals through the VHCPP. As shown in Exhibit 3, the number of licensed health care professionals providing volunteer services has decreased by 0.3% (41) since FY 2014–15. In addition, 8,591 Eligibility and Referral Specialists volunteered to screen clients for eligibility determination and refer patients for primary and specialty care during FY 19–20.

Exhibit 3: Licensed Health Care Professionals Fiscal Year 2014–15 through Fiscal Year 2019–20

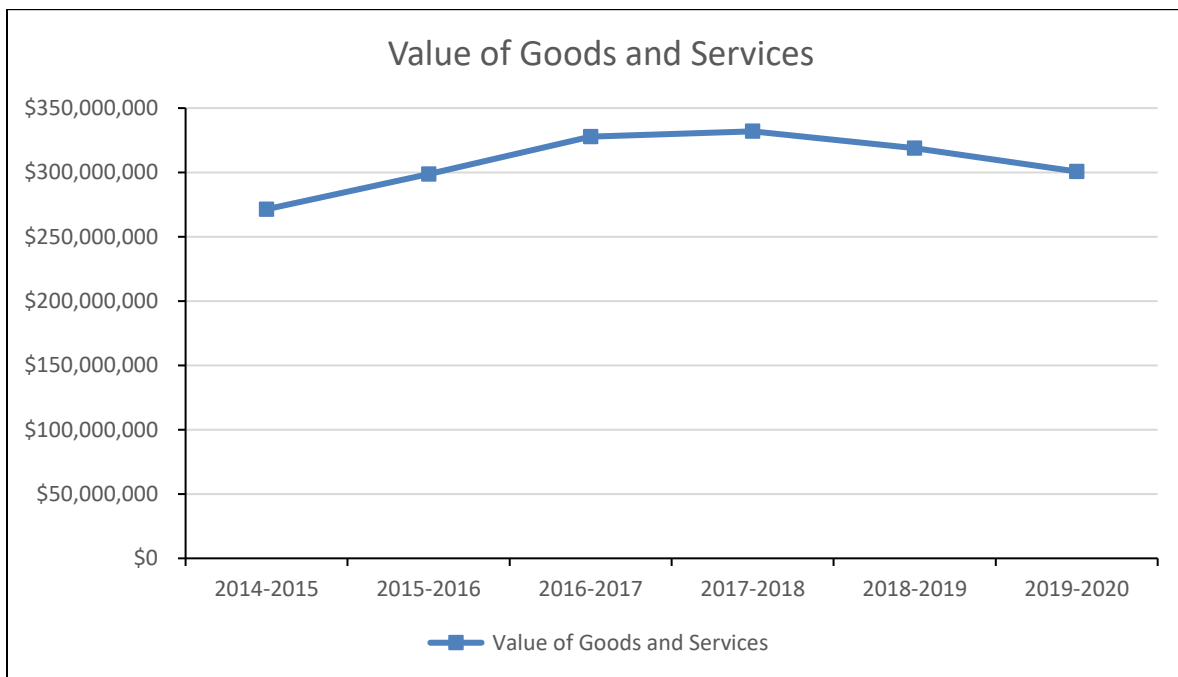


Source: Annual reporting requirements for clinics and organizations that participated in the program.

Value of Goods and Services

The value of health care services is self-reported by the clinics and organizations that participate in the Volunteer Health Care Provider Program (VHCPP). During FY 2019–20, all clinics and organizations participating in the program reported fiscal information. They reported a total of 879,467 donated hours at a value of approximately \$117 million. In addition, 147 of the total 212 clinics and organizations reported receiving donations of money, supplies and equipment valued at approximately \$183 million. The combined value of services and donations totaled more than \$300 million. Exhibit 4 shows an increase of 10.8% compared to FY 2014–15, when the value totaled \$271 million. Since VHCPP's inception in 1992, participating clinics have reported more than \$4.4 billion in donated goods and services.

Exhibit 4: Total Value of Goods and Services for Fiscal Year 2014–15 through Fiscal Year 2019–20



Source: Annual reporting requirements for clinics and organizations that participated in the program.

Appendix A: Volunteer Health Care Provider Program Clinics and Organizations Contributions by County

July 1, 2019–June 30, 2020

The following table summarizes aggregate information by county – the number of clinics and organizations participating in the program, health care services, licensed volunteers and eligibility and referral specialists and the value of contributions by county.

Counties	Clinics and Organizations	Health Care Services	Licensed Volunteers	Eligibility and Referral Specialists	Value of Contributions
Alachua County	5	4,249	1,289	79	\$6,063,180
Baker County*	0	0	0	0	\$0
Bay County	3	14,068	119	30	\$5,719,550
Bradford County	1	40	4	5	\$23,730
Brevard County	4	4,088	264	37	\$17,501,180
Broward County	6	6,315	72	11	\$1,924,390
Calhoun County*	0	0	0	0	\$0
Charlotte County	2	22,661	165	27	\$8,809,629
Citrus County	3	556	34	8	\$287,988
Clay County	2	2,328	23	18	\$747,651
Collier County	3	13,116	565	30	\$17,991,979
Columbia County*	0	0	0	0	\$0
DeSoto County*	0	0	0	0	\$0
Dixie County*	0	0	0	0	\$0
Duval County	13	13,598	835	6,413	\$16,593,341
Escambia County	3	9,926	159	31	\$3,319,927
Flagler County	1	1,669	40	9	\$2,870,124
Franklin County*	0	0	0	0	\$0
Gadsden County*	0	0	0	0	\$0
Gilchrist County*	0	0	0	0	\$0
Glades County*	0	0	0	0	\$0
Gulf County*	0	0	0	0	\$0
Hamilton County*	0	0	0	0	\$0
Hardee County*	0	0	0	0	\$0
Hendry County*	0	0	0	0	\$0
Hernando County	2	1,937	34	10	\$760,760
Highlands County	1	760	103	9	\$577,502
Hillsborough County	15	40,837	924	137	\$17,976,797
Holmes County*	0	0	0	0	\$0
Indian River County	1	1,225	156	10	\$844,870

*No volunteers were available for clinical services during Fiscal Year 2019–20

Counties	Clinics and Organizations	Health Care Services	Licensed Volunteers	Eligibility and Referral Specialists	Value of Contributions
Jackson County	1	370	9	4	\$99,096
Jefferson County*	0	0	0	0	\$0
Lafayette County*	0	0	0	0	\$0
Lake County	6	6,823	152	28	\$7,674,334
Lee County	9	8,160	886	71	\$5,291,374
Leon County	4	4,120	361	14	\$7,063,807
Levy County	1	64	32	7	\$17,489
Liberty County*	0	0	0	0	\$0
Madison County*	0	0	0	0	\$0
Manatee County	4	9,374	130	17	\$4,838,447
Marion County	8	17,847	387	62	\$5,389,051
Martin County	3	13,151	209	9	\$12,427,801
Miami-Dade County	27	78,011	2,080	447	\$43,778,915
Monroe County	2	2,394	402	27	\$5,150,340
Nassau County	2	4,858	17	32	\$3,729,239
Okaloosa County	2	851	27	5	\$1,801,466
Okeechobee County	1	208	4	3	\$144,699
Orange County	13	24,191	1,296	385	\$22,688,412
Osceola County	6	2,969	55	15	\$720,274
Palm Beach County	13	40,072	546	48	\$11,203,921
Pasco County	5	5,842	119	27	\$1,713,919
Pinellas County	7	18,991	271	55	\$11,219,482
Polk County	10	19,625	653	176	\$21,124,633
Putnam County	1	638	12	10	\$147,288
St. Johns County	3	3,071	83	15	\$1,780,508
St. Lucie County	1	6,293	29	6	\$16,370,407
Santa Rosa County	2	1,916	132	4	\$4,536,255
Sarasota County	3	2,178	27	20	\$118,978
Seminole County	3	6,737	379	121	\$7,502,091
Sumter County	1	1,619	36	20	\$336,957
Suwannee County	1	127	22	37	\$36,692
Taylor County*	0	0	0	0	\$0
Union County*	0	0	0	0	\$0
Volusia County	6	3,491	179	61	\$1,584,332
Wakulla County*	0	0	0	0	\$0
Walton County	2	48	19	1	\$116,149
Washington County*	0	0	0	0	\$0
Total	212	421,412	13,340	8,591	\$300,618,954

*No volunteers were available for clinical services during Fiscal Year 2019–20.

Appendix B: Volunteer Health Care Provider Program Clinics and Contributions

July 1, 2019–June 30, 2020

This appendix presents reported health care services and licensed volunteers counts and the value of contributions for the clinics and organizations in each county.

Statewide

Clinics and Organizations	Health Care Services	Licensed Volunteers	Value of Contributions ¹
Total	421,412	13,340	\$300,618,954

Alachua County

Clinics and Organizations	Health Care Services	Licensed Volunteers	Value of Contributions ¹
Alachua County Medical Society Foundation Inc.	2,297	1,130	\$4,937,828
Helping Hands Clinic	1,728	72	\$999,344
RAHMA Mercy Clinic	99	55	\$58,633
UF College of Medicine Equal Access Clinic Network	50	3	\$6,688
Westside Samaritans Clinic	75	29	\$60,687
Total	4,249	1,289	\$6,063,180

Bay County

Clinics and Organizations	Health Care Services	Licensed Volunteers	Value of Contributions ¹
Avicenna Free Clinic	1,964	12	\$310,120
BayCare	573	39	\$622,262
Saint Andrew Community Medical Center	11,531	68	\$4,787,168
Total	14,068	119	\$5,719,550

Bradford County

Clinics and Organizations	Health Care Services	Licensed Volunteers	Value of Contributions ¹
Trinity Baptist (MDU) ²	40	4	\$23,730
Total	40	4	\$23,730

¹ Value of Contributions includes donations and the value of volunteers' services.

² MDU = Mobile Dental Unit, Florida Baptist Convention

Brevard County

Clinics and Organizations	Health Care Services	Licensed Volunteers	Value of Contributions ¹
Adult Volunteer Dental Clinic, Brevard County Health Department (BCHD)	163	22	\$99,101
Brevard Health Alliance	976	219	\$15,032,470
Brevard Hispanic Center, Inc. DBA Delacruz Volunteer Clinic	33	3	\$22,986
Space Coast Volunteers in Medicine	2,916	20	\$2,346,623
Total	4,088	264	\$17,501,180

Broward County

Clinics and Organizations	Health Care Services	Licensed Volunteers	Value of Contributions ¹
Broward Partnership for the Homeless, Inc.	1,373	0	\$0
Light of the World Clinic	3,169	59	\$1,763,011
Light One's Path Foundation	5	5	\$13,786
Living Water Care Center, a Ministry of Immanuel Baptist Church	377	7	\$96,054
Miami Rescue Mission Clinic	1,391	1	\$51,539
Pak-American Clinic ²	0	0	\$0
Total	6,315	72	\$1,924,390

Charlotte County

Clinics and Organizations	Health Care Services	Licensed Volunteers	Value of Contributions ¹
Englewood Community Care Clinic, Inc.	825	51	\$586,373
Virginia B. Andes Volunteer Community Clinic, Inc.	21,836	114	\$8,223,256
Total	22,661	165	\$8,809,629

Citrus County

Clinics and Organizations	Health Care Services	Licensed Volunteers	Value of Contributions ¹
Citrus County Family Resource Center Connections Clinic	137	6	\$21,534
Nature Coast Ministries, Inc., Free Dental Clinic	365	12	\$256,106
We Care, Citrus County	54	16	\$10,348
Total	556	34	\$287,988

¹ Value of Contributions includes donations and the value of volunteers' services.

Clay County

Clinics and Organizations	Health Care Services	Licensed Volunteers	Value of Contributions ¹
Clay County Dental Care, Inc.	233	4	\$65,305
The Way Free Medical Clinic	2,095	19	\$682,346
Total	2,328	23	\$747,651

Collier County

Clinics and Organizations	Health Care Services	Licensed Volunteers	Value of Contributions ¹
Neighborhood Health Clinic	10,618	405	\$16,102,414
Panira Healthcare Clinic, Inc.	235	10	\$32,148
Physician Led Access Network of Collier County	2,263	150	\$1,857,417
Total	13,116	565	\$17,991,979

Duval County

Clinics and Organizations	Health Care Services	Licensed Volunteers	Value of Contributions ¹
City Rescue Mission (Dental Clinic)	259	37	\$74,235
City Rescue Mission (Medical Clinic)	860	10	\$75,499
Community Health Outreach	875	21	\$266,863
I.M. Sulzbacher Center for the Homeless, Inc.	265	11	\$90,329
Jacksonville Myanmar Association ³	0	0	\$0
Lake Shore Baptist Church (MDU) ²	176	48	\$143,615
Legacy of Care Health Center, Inc. ³	0	0	\$0
Mission House Inc.,	1,135	50	\$200,452
Muslim American Social Services	4,516	49	\$2,415,092
Philippine Nurses Association of Northeast Florida	21	15	\$17,415
St. Vincent's Mobile Health Outreach Ministry Mobile Dental Unit	281	4	\$54,900
Vision Is Priceless Council	1,621	60	\$209,694
We Care Jacksonville, Inc.	3,589	530	\$13,045,247
Total	13,598	835	\$16,593,341

¹ Value of Contributions includes donations and the value of volunteers' services.

² MDU = Mobile Dental Unit, Florida Baptist Convention

³ NR = Clinic did not report their annual summary.

Escambia County

Clinics and Organizations	Health Care Services	Licensed Volunteers	Value of Contributions ¹
Escambia County Medical Society Foundation, Inc. ²	0	0	\$0
Health & Hope Clinic	7,221	74	\$2,468,607
Saint Joseph Medical Screening Clinic	2,705	85	\$851,320
Total	9,926	159	\$3,319,927

Flagler County

Clinics and Organizations	Health Care Services	Licensed Volunteers	Value of Contributions ¹
Flagler County Free Clinic, Inc.	1,669	40	\$2,870,124
Total	1,669	40	\$2,870,124

Hernando County

Clinics and Organizations	Health Care Services	Licensed Volunteers	Value of Contributions ¹
Crescent of Hernando, Inc., Crescent Community Clinic	1,866	28	\$751,903
People Helping People in Hernando County, Inc.	71	6	\$8,857
Total	1,937	34	\$760,760

Highlands County

Clinics and Organizations	Health Care Services	Licensed Volunteers	Value of Contributions ¹
Samaritan's Touch Care Center	760	103	\$577,502
Total	760	103	\$577,502

¹ Value of Contributions includes donations and the value of volunteers' services.

² NR = Clinic did not report their annual summary.

Hillsborough County

Clinics and Organizations	Health Care Services	Licensed Volunteers	Value of Contributions ¹
Beth-El Farmworker Ministry, Inc.	105	25	\$26,238
Brandon Outreach Clinic, Inc.	1,146	232	\$1,548,964
BRIDGE Healthcare Clinic	857	81	\$759,569
Calvary Community Clinic Inc.	678	15	\$202,610
Catholic Charities Free Clinics, Diocese of St. Petersburg, Inc.	2,679	26	\$153,614
Center for Family Health	230	5	\$50,106
Gulf Coast Dental Outreach Clinic	301	13	\$276,255
Judeo Christian Health Clinic, Inc.	29,596	263	\$12,882,981
Mission Tampa, Inc. / Mission Smiles	520	120	\$214,522
Peace on Earth Foundation, Inc., Free Clinic of Tampa Bay	129	4	\$72,930
Pioneer Medical Group, Clinic Foundation, Inc.	1,118	31	\$329,848
Red Crescent Clinic of Tampa Bay	2,527	22	\$688,406
St. George Clinic, Inc.	495	26	\$179,846
Tampa Bay Street Medicine Clinic	324	43	\$49,495
Underground Network, Inc., Underground Free Clinic	132	18	\$541,413
Total	40,837	924	\$17,976,797

Indian County

Clinics and Organizations	Health Care Services	Licensed Volunteers	Value of Contributions ¹
We Care Program, Florida Department of Health in Indian River	1,225	156	\$844,870
Total	1,225	156	\$844,870

Jackson County

Clinics and Organizations	Health Care Services	Licensed Volunteers	Value of Contributions ¹
Faith Health Clinic	370	9	\$99,096
Total	370	9	\$99,096

¹ Value of Contributions includes donations and the value of volunteers' services.

Lake County

Clinics and Organizations	Health Care Services	Licensed Volunteers	Value of Contributions¹
AdventHealth Waterman Community Primary Health Clinic	1,439	6	\$4,316,485
Community Medical Care Center, Inc.	4,132	58	\$1,584,583
Lake Baptist Association Dental Van (MDU) ²	82	8	\$52,293
Lazarus Free Dental Clinic, Catholic Charities of Central Florida	65	9	\$7,737
Saint Luke's Free Medical and Dental Clinic-Catholic Charities of Central Florida	734	31	\$98,764
We Care of Lake County	371	40	\$1,614,472
Total	6,823	152	\$7,674,334

Lee County

Clinics and Organizations	Health Care Services	Licensed Volunteers	Value of Contributions¹
Christian Medical Ministries	2,819	15	\$289,148
Epilepsy Services of Southwest Florida	251	3	\$62,750
Florida Lions Club Eye Clinic	1,634	22	\$266,422
Fort Myers (MDU) ²	61	3	\$12,908
Premier Mobile Health Services	72	2	\$95,429
Project Dentists Care of Southwest Florida, Inc.	1,796	58	\$980,582
Senior Friendship Center, Inc.	295	7	\$75,346
United Way of Lee County, Inc., We Care	476	394	\$2,046,305
The Salvation Army, We Care of Lee County	756	382	\$1,462,484
Total	8,160	886	\$5,291,374

Leon County

Clinics and Organizations	Health Care Services	Licensed Volunteers	Value of Contributions¹
Capital Medical Society Foundation, Inc., We Care Network	2,211	340	\$6,762,554
CESC Kearney Center at Tallahassee Leon Shelter, Dental Clinic	1,759	16	\$284,681
CESC Kearney Center at Tallahassee Leon Shelter, Medical Clinic	30	3	\$2,250
Neighborhood Medical Center	120	2	\$14,322
Total	4,120	361	\$7,063,807

¹ Value of Contributions includes donations and the value of volunteers' services.

² MDU = Mobile Dental Unit, Florida Baptist Convention

Levy County

Clinics and Organizations	Health Care Services	Licensed Volunteers	Value of Contributions ¹
Harmony Baptist Association, First Baptist Church, Chiefland (MDU) ²	64	32	\$17,489
Total	64	32	\$17,489

Manatee County

Clinics and Organizations	Health Care Services	Licensed Volunteers	Value of Contributions ¹
Community Coalition on Homelessness	8,197	55	\$3,614,974
Epilepsy Services of Southwest Florida	173	2	\$28,323
Genesis Health Services, Inc. ³	0	0	\$0
We Care Manatee, Inc.	1,004	73	\$1,195,150
Total	9,374	130	\$4,838,447

Marion County

Clinics and Organizations	Health Care Services	Licensed Volunteers	Value of Contributions ¹
Berry Project, LLC	444	2	\$67,512
Deliverance Outreach Ministries, Inc.	754	4	\$49,013
FreeD.O.M Clinic USA	14,333	141	\$1,651,534
Hope Clinic, Inc.	1,352	11	\$281,972
La Guadalupana Clinic, Ocala	93	12	\$13,540
Marion County We Care, Inc.	538	203	\$3,208,593
Project Dentists Care of Marion County	2	4	\$2,646
Three Angels Clinic	331	10	\$114,241
Total	17,847	387	\$5,389,051

Martin County

Clinics and Organizations	Health Care Services	Licensed Volunteers	Value of Contributions ¹
Christian Community Care Center, Inc.	549	6	\$62,215
The Light of the World Charities, Inc.	2,141	2	\$546,810
Volunteers in Medicine Clinic	10,461	201	\$11,818,776
Total	13,151	209	\$12,427,801

¹ Value of Contributions includes donations and the value of volunteers' services.

² MDU = Mobile Dental Unit, Florida Baptist Convention

³ NR = Clinic did not report their annual summary.

Miami-Dade County

Clinics and Organizations	Health Care Services	Licensed Volunteers	Value of Contributions¹
Baptist Health South Florida	9,393	0	\$9,150,000
Brownsville Medical Center	795	26	\$1,130,991
Caring for Miami	1,243	354	\$203,913
Center for Haitian Studies	1,444	11	\$473,570
Community Smiles	24,992	259	\$10,286,658
Doral Pro Health	129	14	\$11,071
Good News Care Center	8,996	272	\$6,086,806
Good Samaritan Community Health	592	6	\$230,773
Iglesia Doral	625	22	\$119,010
League Against Cancer	2,266	136	\$6,627,126
Lotus House Wellness Center ³	0	0	\$0
Miami Baptist Association (MDU) ²	59	11	\$36,136
Miami Rescue Mission Clinic	3,497	34	\$520,433
Ministerio Evangelistico Juana Agulla	54	5	\$11,994
New Life Baptist Church of Carol City	8	2	\$2,327
North Miami Beach Medical Mobil Center	1,611	31	\$1,592,562
Open Door Health Center	10,093	341	\$3,298,664
Robert Morgan Dental Clinic	249	46	\$20,542
South Miami Children's Clinic	39	12	\$13,765
St. John Bosco Clinic	4,250	116	\$2,278,348
Universal Heritage Institute Clinic	6,736	149	\$793,605
University of Miami IDEA Exchange Wound Care Clinic	72	42	\$77,719
University of Miami Night Clinic at CHS	51	16	\$42,151
University of Miami, St. John Bosco Tuesday Night Clinic	244	102	\$161,029
University of Miami-Physical Therapy Clinic	230	58	\$18,433
Urban Mercy Clinic	343	15	\$591,289
WeCare Telehealth ³	0	0	\$0
Total	78,011	2,080	\$43,778,915

¹ Value of Contributions includes donations and the value of volunteers' services.

² MDU = Mobile Dental Unit, Florida Baptist Convention

³ NR = Clinic did not report their annual summary.

Monroe County

Clinics and Organizations	Health Care Services	Licensed Volunteers	Value of Contributions ¹
Florida Keys (MDU) ²	110	5	\$42,751
Good Health Clinic	2,284	397	\$5,107,589
Total	2,394	402	\$5,150,340

Nassau County

Clinics and Organizations	Health Care Services	Licensed Volunteers	Value of Contributions ¹
Barnabas Center, Inc., Medical and Dental	4,784	7	\$3,698,901
Northeast Florida Baptist Association (MDU) ²	74	10	\$30,338
Total	4,858	17	\$3,729,239

Okaloosa County

Clinics and Organizations	Health Care Services	Licensed Volunteers	Value of Contributions ¹
Crossroads Center, Inc.	851	27	\$1,801,466
Hope Medical Clinic ³	0	0	\$0
Total	851	27	\$1,801,466

Okeechobee County

Clinics and Organizations	Health Care Services	Licensed Volunteers	Value of Contributions ¹
Open Hands Health Center, Inc.	208	4	\$144,699
Total	208	4	\$144,699

¹ Value of Contributions includes donations and the value of volunteers' services.

² MDU = Mobile Dental Unit, Florida Baptist Convention

³ NR = Clinic did not report their annual summary.

Orange County

Clinics and Organizations	Health Care Services	Licensed Volunteers	Value of Contributions¹
Adventist University of Health Sciences, Hope Clinic	182	13	\$24,550
Alma Health Ministries Inc.	30	3	\$15,806
Community Care Clinic Florida Hospital	1,541	36	\$214,373
Community Medicine Clinic at Florida Hospital	4,593	36	\$1,249,196
Dental Care Access Foundation	131	15	\$112,282
Epilepsy Foundation of Central Florida	19	1	\$9,545
Five Pillars Free Clinic Inc.	28	15	\$4,180
Grace Medical Home	8,274	344	\$10,347,573
Islamic Society of Central Florida	68	1	\$31,747
Latino Leadership Inc.	458	3	\$100,299
Saint Luke's Coptic Medical Center	486	17	\$57,294
Shepherd's Hope, Inc.	6,949	690	\$9,090,415
SpecialCare of Central Florida, Inc.	1,432	122	\$1,431,152
Total	24,191	1,296	\$22,688,412

Osceola County

Clinics and Organizations	Health Care Services	Licensed Volunteers	Value of Contributions¹
Catholic Charities St. Thomas Aquinas	923	8	\$9,143
Free Clinic of Florida, Inc.	215	3	\$46,965
Osceola Christian Ministry Center, Dental Clinic	81	4	\$24,616
Osceola Christian Ministry Center, Medical Clinic	72	3	\$21,524
Osceola Christian Ministry Center, Pregnancy Center	15	1	\$1,744
Osceola County Council on Aging	1,663	36	\$616,282
Total	2,969	55	\$720,274

¹ Value of Contributions includes donations and the value of volunteers' services.

Palm Beach County

Clinics and Organizations	Health Care Services	Licensed Volunteers	Value of Contributions¹
Arthritis Foundation	362	17	\$91,517
Caridad Health Center, Medical & Dental	30,178	232	\$7,483,705
Community Health Center, Medical & Vision	4,282	19	\$1,868,256
Healing Health Care Center, Inc.	808	2	\$101,424
Jamaicans of the Palm Beaches ²	0	0	\$0
Mission Clinic of Palm Springs ²	0	0	\$0
Mission Medical Clinic, Medical & Dental ²	0	0	\$0
MyClinic, Medical & Dental	3,415	61	\$1,037,625
Project Access	926	210	\$585,931
Saint Mary Coptic Orthodox Clinic ²	0	0	\$0
Save-A-Molar, Dental Program ²	0	0	\$0
Shenandoah Medical Care Center	101	5	\$35,463
We Care Clinic, Inc. ²	0	0	\$0
Total	40,072	546	\$11,203,921

Pasco County

Clinics and Organizations	Health Care Services	Licensed Volunteers	Value of Contributions¹
CARES Senior Health Clinic	1,656	14	\$875,111
Catholic Charities, Diocese of St. Petersburg, Inc., Saint Andre Free Clinic	279	16	\$101,841
Good Samaritan Health Clinic of Pasco County	3,586	66	\$654,355
Sertoma Speech & Hearing Foundation of Florida, Inc.	189	3	\$55,026
St. Verena Clinic, New Port Richey	132	20	\$27,586
Total	5,842	119	\$1,713,919

¹ Value of Contributions includes donations and the value of volunteers' services.

² NR = Clinic did not report their annual summary.

Pinellas County

Clinics and Organizations	Health Care Services	Licensed Volunteers	Value of Contributions ¹
Clearwater Free Clinic	9,033	98	\$7,585,994
Community Dental Clinic	2,752	21	\$1,617,816
Homeless Emergency Project, Free Dental Clinic	1,901	32	\$760,374
La Clinica Guadalupeana	1,867	8	\$709,913
St. Mina Coptic Medical Center, Inc.	350	6	\$42,866
St. Petersburg Free Clinic	2,664	101	\$438,333
Willa Carson Health Resource Center	424	5	\$64,186
Total	18,991	271	\$11,219,482

Polk County

Clinics and Organizations	Health Care Services	Licensed Volunteers	Value of Contributions ¹
Angels Care Center of Eloise	852	142	\$656,810
Lake Wales Care Center	800	12	\$962,161
Lakeland Volunteers in Medicine	9,300	138	\$11,619,320
Mid-Town Dental Clinic / Free Dental Day	110	24	\$70,140
Parkview Outreach Community Center, Inc.	1,181	74	\$509,173
Polk County, Health Care Dental Clinic at Traviss Center	173	4	\$565,288
Project Dentists Care (GKAS) ²	60	12	\$58,904
Talbot House Ministries of Lakeland, Inc. dba Good Samaritan Clinic	2,715	91	\$1,502,849
The Haley Center Inc.	1,374	35	\$1,782,010
We Care of Central Florida, Inc.	3,060	121	\$3,397,978
Total	19,625	653	\$21,124,633

Putnam County

Clinics and Organizations	Health Care Services	Licensed Volunteers	Value of Contributions ¹
Putnam County Medical Mission	638	12	\$147,288
Total	638	12	\$147,288

¹ Value of Contributions includes donations and the value of volunteers' services.

² GKAS = Give Kids A Smile

Saint Johns County

Clinics and Organizations	Health Care Services	Licensed Volunteers	Value of Contributions ¹
Anastasia Church Elkton (MDU) ²	68	5	\$33,120
Old Moultrie Baptist Church & Wildflower Healthcare (MDU) ²	71	2	\$50,351
Wildflower Healthcare	2,932	76	\$1,697,037
Total	3,071	83	\$1,780,508

Saint Lucie County

Clinics and Organizations	Health Care Services	Licensed Volunteers	Value of Contributions ¹
Saint Lucie County Health Access Network, Inc. (HANDS)	6,293	29	\$16,370,407
Total	6,293	29	\$16,370,407

Santa Rosa County

Clinics and Organizations	Health Care Services	Licensed Volunteers	Value of Contributions ¹
Good Samaritan Clinic	1,627	60	\$4,218,958
We Care-Santa Rosa	289	72	\$317,297
Total	1,916	132	\$4,536,255

Sarasota County

Clinics and Organizations	Health Care Services	Licensed Volunteers	Value of Contributions ¹
Epilepsy Foundation of South West Florida	131	3	\$22,715
Good Samaritan Pharmacy & Health Services, Inc.	1,870	19	\$63,914
Universal Crescent Clinic	177	5	\$32,349
Total	2,178	27	\$118,978

Seminole County

Clinics and Organizations	Health Care Services	Licensed Volunteers	Value of Contributions ¹
American Muslim Social Services, Inc.	3,028	41	\$390,431
Shepherd's Hope, Inc., Longwood	3,354	329	\$7,019,121
United Medical & Social Services Inc.	355	9	\$92,539
Total	6,737	379	\$7,502,091

¹ Value of Contributions includes donations and the value of volunteers' services.

² MDU = Mobile Dental Unit, Florida Baptist Convention

Sumter County

Clinics and Organizations	Health Care Services	Licensed Volunteers	Value of Contributions ¹
Lazarus Free Medical Clinic, Catholic Charities of Central Florida	1,619	36	\$336,957
Total	1,619	36	\$336,957

Suwannee County

Clinics and Organizations	Health Care Services	Licensed Volunteers	Value of Contributions ¹
Shepherd's Hands of The Suwannee Valley, Inc.	127	22	\$36,692
Total	127	22	\$36,692

Volusia County

Clinics and Organizations	Health Care Services	Licensed Volunteers	Value of Contributions ¹
Bella Vista Baptist Church (MDU) ²	77	27	\$73,140
Good Samaritan Clinic of West Volusia, Medical & Dental Clinic	1,039	31	\$411,497
Islamic Social Services Inc. ³	0	0	\$0
Jesus Clinic	2,105	106	\$1,012,537
St. George Medical Center	0	0	\$0
Volusia Volunteers in Medicine Clinic	270	15	\$87,158
Total	3,491	179	\$1,584,332

Walton County

Clinics and Organizations	Health Care Services	Licensed Volunteers	Value of Contributions ¹
Hope Medical Clinic Freeport ³	0	0	\$0
We Care, Walton County	48	19	\$116,149
Total	48	19	\$116,149

¹ Value of Contributions includes donations and the value of volunteers' services.

² MDU = Mobile Dental Unit, Florida Baptist Convention

³ NR = Clinic did not report their annual summary.

Appendix C: Summary of Clinics and Organizations that Closed

The following table lists clinics that closed during Fiscal Year 2019–20 and did not provide any volunteer services.

County	Clinics and Organizations
Alachua	Spanish Clinic
Broward	Broward Outreach Centers, Pompano
Duval	Arlington Eye Clinic, Inc.
Holmes	Holmes County Community Health Center
Marion	Help Agency of the Forest, Inc.
Nassau	Nassau Cares
Orange	Florida Hospital Community Impact Dental Program
Osceola	Free Clinic of Central Florida
Osceola	Primary Care Medical Services of Poinciana
Sarasota	Sarasota County Health Department Dental Project
Saint Lucie	The Good Samaritan Free Clinic

Appendix D: Financial Liability Report



CHIEF FINANCIAL OFFICER
JIMMY PATRONIS
STATE OF FLORIDA

July 31, 2020

Christopher P. Gainous, Sr.
Supervisor, Volunteer Health
Services Department of Health
Health Resources and Access
Section 4052 Bald Cypress Way,
BIN #BC15 Tallahassee, Florida
32399-1706

RE: Volunteer Healthcare Provider Program
Dear Mr. Gainous:

Pursuant to s. 766.1115(7), F.S., this is to report that (10) ten claims have been filed against the Volunteer Healthcare Provider Program with the Division of Risk Management. Information on these claims is shown below:

1. Avalos Rafael, our file G0703001 B, reported 6/23/2003, current status "Closed", \$0, paid for settlement, \$0, paid for defense costs, Dade County Health Department.
2. Audwan Gonzalez, our file G0210051 A, reported 4/23/2007, current status "Closed", \$ 9562.62, paid for settlement, \$ 9562.62, paid for defense costs, Brevard County Health Department.
3. Rebecca Gray, our file G0407045 A, reported 08/17/01, current status "Closed", \$ 1983.40 paid for settlement, \$ 1983.40, paid for defense costs, Statewide Health Programs.
4. Charles Leidens, our file G0312018 B, reported 3/6/2012, current status "Closed", \$0, paid for settlement, \$ 90,000.00, paid for defense costs, Palm Beach County Health Department.
5. Flor Leidens, our file G0312018 A, reported 3/6/2012, current status "Closed", \$1,000.00, paid for settlement, \$ 115,240.28, paid for defense costs, Palm Beach County Health Department.

6. Marshall William, our file G1206510 A, reported 6/23/2003, current status "Closed" \$2,619.40, paid for settlement, \$2,619.40, paid for defense costs, Santa Rosa County Health Department
7. Rosa Mercado, our file G0703001 A, reported 03/16/05, current status "Closed", \$82,283.32, paid for settlement, \$125,283.32, paid for defense costs, Dade County Health Department.
8. Shari Ann Mills, our file G0200060 A, reported 2/15/2000, current status "Closed", \$83,416.00, paid for settlement, \$108,416.40, paid for defense costs, Martin County Health Department.
9. Cleveland Payne, our file G0405046 A, reported 3/16/2005, current status "Closed", \$68,469.23, paid for settlement, \$75,969.23, paid for defense costs, Orange County Health Department.
10. Ann Maria Pinto, our file G0801048 A, reported 8/17/2001, current status "Closed", \$164,792.58, paid for settlement, \$239,792.58, paid for defense costs, Dade County Health Department.

The following two claim files involve the same claimant/plaintiff

11. George Leonard, our file G1201521 A, reported 12/11/2001, current status "Closed" \$46,585.25, paid for settlement, \$146,585.25, paid for defense costs, Hernando County Health Department.

George Leonard, our file G1201521 B, reported 6/1/2001, current status "Closed", \$7,072.50, paid for settlement, \$7,072.50, paid for defense costs, Dade County Health Department.

The following three claims files involve the same claimant/plaintiff

12. Karl Wester, our file G0204065 A, reported 8/12/2003, current status "Closed" \$123,472.52, paid for settlement, \$123,472.52, paid for defense costs, Indian River County Health Department

Karl Wester, our file G1103047 A, reported 11/5/2003, current status "Closed" \$3,791.94, paid for settlement, \$3,791.94, paid for defense costs, Indian River County Health Department

Karl Wester, our file G0803066 A, reported 8/12/2003, current status "Closed"
\$104,057.14, paid for settlement, \$104,057.14, paid for defense costs, Indian River
County Health Department.

Please call me if you need additional information.

Sincerely,



Marc L. Stemle, Bureau Chief
Bureau of State Liability and Property Claims

MLS/lh

cc: Kelly Hagenbeck, Division of Risk Management
Brian McGrane Division of Risk Management,
Del Harrison, Division of Risk Management