



ADOPTION INCENTIVE

ANNUAL REPORT

Department of Children and Families

Office of Child Welfare

November 15, 2018

Rebecca Kapusta
Interim Secretary

Rick Scott
Governor

Table of Contents

| | |
|--|--|
| Purpose | 3 |
| Comprehensive Baseline Assessment..... | 4 |
| 2018 Adoption Baseline Data | 5 |
| Adoption Trends & Findings..... | 14 |
| Conclusions | 19 |
| <i>Attachments:</i> | |
| Appendix A..... | Total Adoptions & Number of Families Who Have Adopted |
| Appendix B..... | Total Adoptions & Percent Change in Total Number of Adoptions |
| Appendix C | Number of Children Who are Eligible for Adoption Who Were Adopted & Percent of Eligible Children |
| Appendix D..... | Length of Stay from Last Removal to Termination of Parental Rights & Termination of Parental Rights to Adoption |
| Appendix E..... | Number of Adoptions Finalized Within 5 months of Termination of Parental Rights |
| Appendix F..... | Number of Children Who Were Available (Post-Termination of Parental Rights) for 24 months or Longer |
| Appendix G | Number of Children Adopted Ages 14- to 17-Years-Old |
| Appendix H..... | Number of Children Who Were Placed in a Group Home for a Minimum of 30 Days Within the Year Preceding Placement for Adoption |
| Annual Adoption Survey | |
| Post Adoption Survey | |

Purpose

The Adoption Incentive Program is intended to improve the achievement of permanency, stability, and well-being for children residing in foster care through the development of specific and measurable performance standards. Section 409.1662(4), Florida Statutes (F.S.), requires the Florida Department of Children and Families (department) to provide an annual report to the Governor and Legislature of the established negotiated targets, outcomes achieved, and incentive payments made to each Community-Based Care (CBC) Lead Agency during the previous state fiscal year.

Section 409.1662(2)(a), F.S., requires the completion of a baseline assessment of performance in the areas listed below. In establishing the baseline assessment, some limitations to available data exist, which are described throughout this report. The most recent five years of available data were evaluated for the following adoption performance areas:

1. The number of families attempting to adopt children from foster care and the number of families completing the adoption process.
2. The number of children eligible for adoption and the number of children whose adoptions were finalized.
3. The length of time eligible children waited for adoption.
4. The number of adoptions that resulted in disruption or dissolution and the subset of those disrupted adoptions that were preventable by the CBC Lead Agency or the subcontracted provider.
5. The length of time taken to complete each phase of the adoption process.
6. The expenditures made to recruit adoptive homes and a description of any initiatives to improve adoption performance or streamline the adoption process.
7. The results of any specific effort to gather feedback from prospective adoptive parents, adoptive parents, children in the child welfare system, adoptees, and other stakeholders.
8. The use of evidence-based, evidence-informed, promising, and innovative practices in recruitment, orientation, and preparation of appropriate adoptive families; matching children with families; supporting children during the adoption process; and providing post-adoptive support.

Comprehensive Baseline Assessment

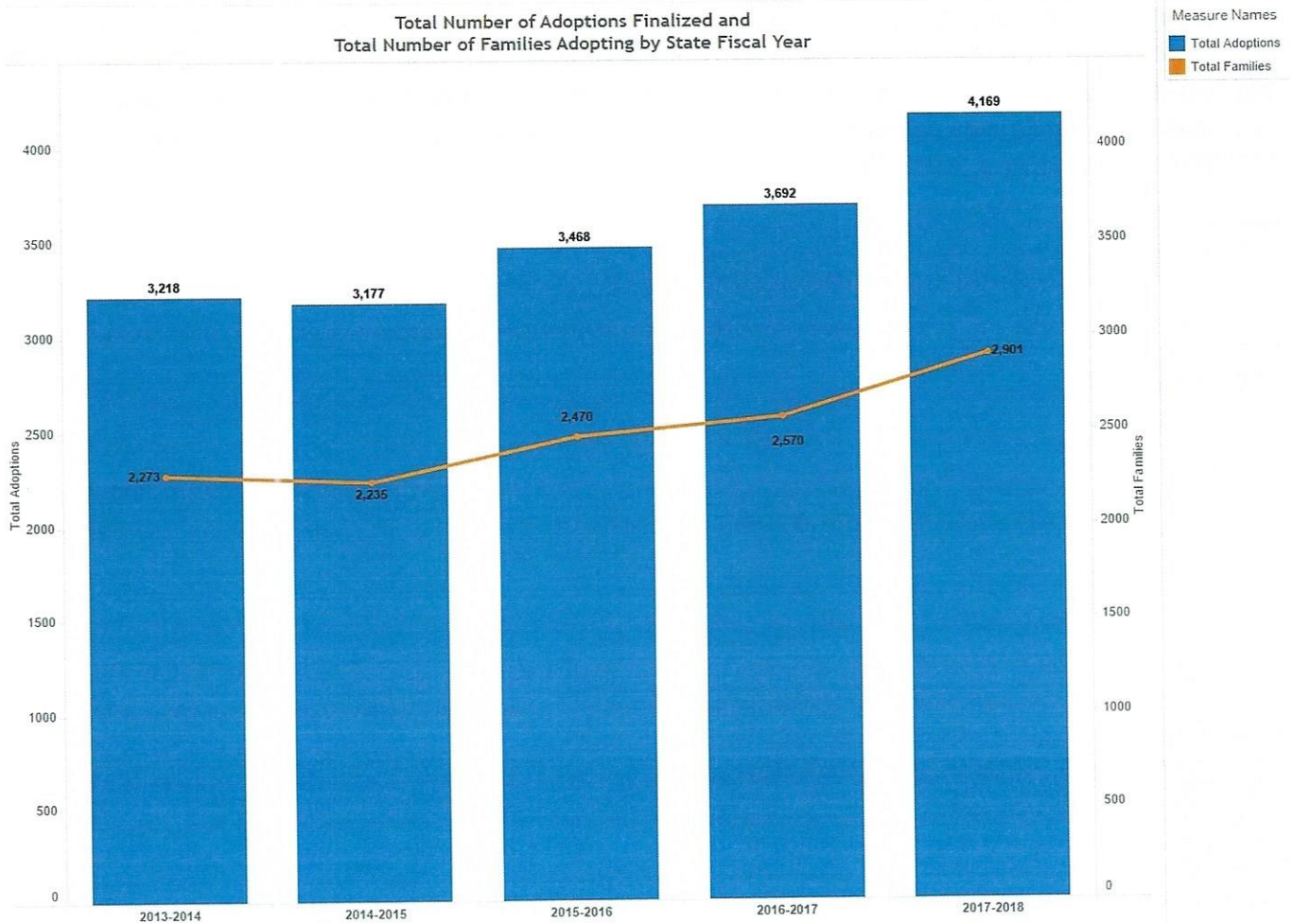
Per statutory requirements (s. 409.1662(2)(a), F.S.), the department conducted a comprehensive baseline assessment of the eight required adoption performance areas. In addition, the department further analyzed adoption trends and selected an additional four areas of performance to assess, which include:

1. Children whose adoption finalized within five months of termination of parental rights;
2. Children available for adoption 24 months or longer;
3. Children adopted between the age of 14- and 17-years-old; and
4. Children adopted who had been residing in group care for 30 days preceding their adoption placement.

Five years of available data were analyzed for each adoption performance standard. The data obtained from the baseline assessment was then used to assist in the determination of adoption outcomes for the Fiscal Year (FY) 2018-19 Adoption Incentive Program. To compile this report, available data was extracted from the Florida Safe Families Network (FSFN), which is Florida's child welfare system of record. Any variation in this data collection methodology is noted in the report.

2018 Adoption Baseline Data

1. The number of families attempting to adopt children from foster care and the number of families completing the adoption process.

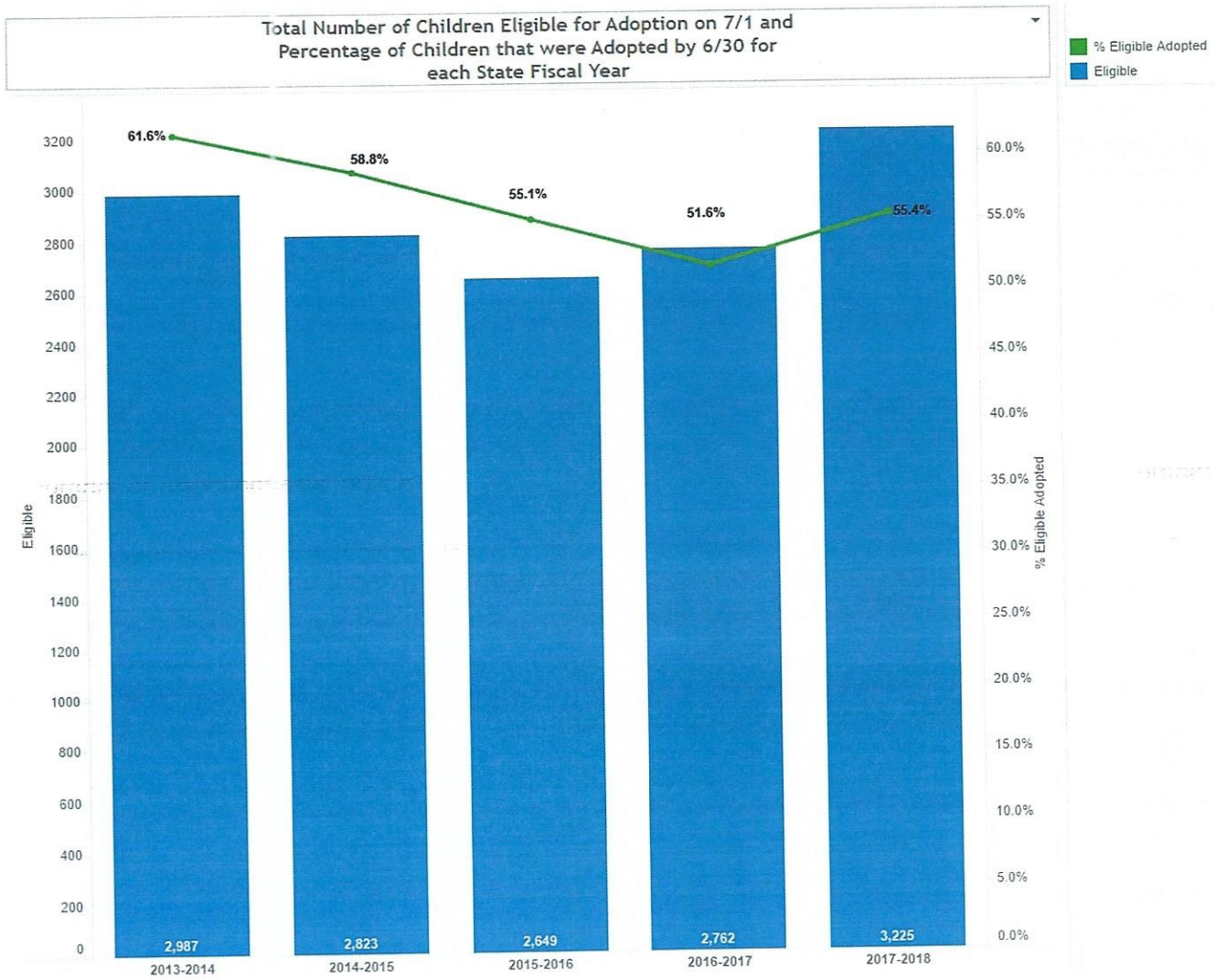


The chart above depicts the total number of adoptions through the department and the actual number of families who adopted at least one child each state fiscal year during the five-year assessment period. (See Appendix A for data at the CBC Lead Agency level.) Families interested in adopting have multiple avenues to assist them in starting the adoption process. Due to the various methods, the department is unable to identify the number of families attempting to adopt children from foster care.

Public adoptions increased from 3,692 in FY 2016-17 to 4,169 in FY 2017-18. The number of families who adopted one or more children from foster care increased from 2,570 to 2,901 for the same time period. Potential factors that likely contributed to the increase in adoption finalizations and families who adopted include the expansion of the Adoption Benefits Program for state and other qualifying employees authorized by s. 409.1664, F.S., as well as the Adoption Incentive Program authorized by s. 409.1662, F.S.

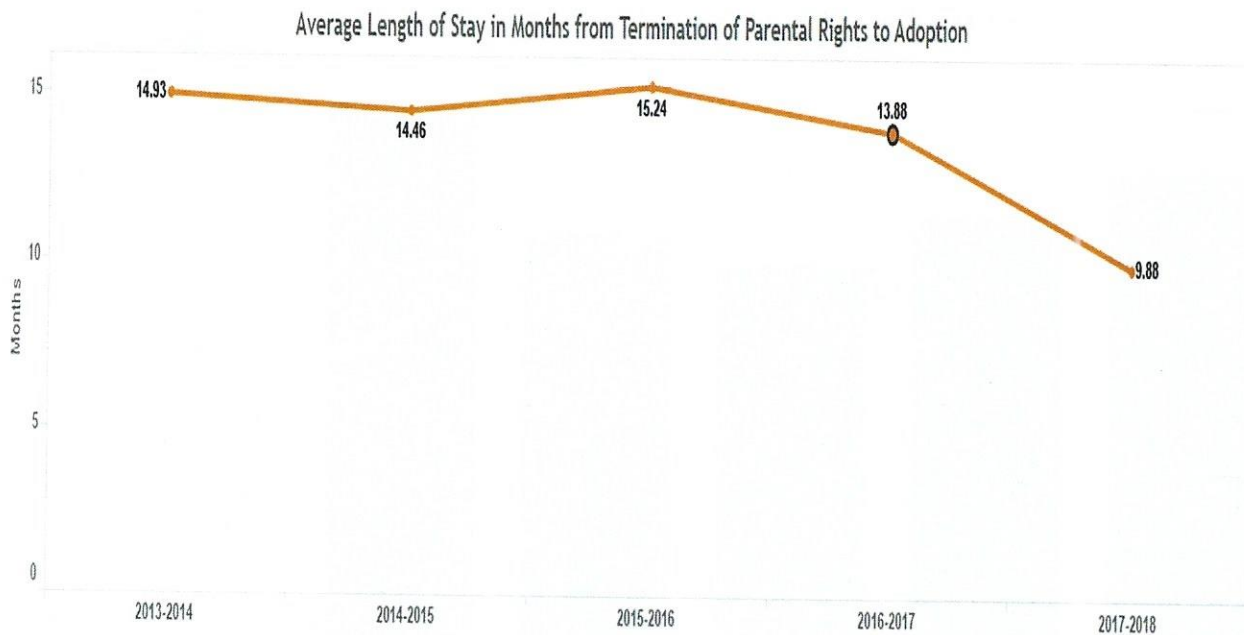
2. The number of children eligible for adoption and the number of children whose adoptions were finalized.

The chart below illustrates the overall trend in the number of children eligible for adoption on July 1 of the particular fiscal year and the subset of those children who were subsequently adopted by June 30 of that fiscal year. The number of children eligible for adoption increased from 2,762 in FY 2016-17 to 3,225 in FY 2017-18 and the percent adopted increased from 51.6% to 55.4% for the same time period. (See Appendix B for CBC Lead Agency level data.)



3. The length of time eligible children waited for adoption.

In Florida, children are not eligible for adoption until the parental rights of their legal and/or biological parents have been terminated. The chart below represents the average length of time from the termination of parental rights (TPR) to finalized adoption for children who had a finalized adoption during the five-year baseline assessment period. The chart shows the statewide average for the length of time from TPR to adoption finalization decreased from 15.24 months FY 2015-16 to 9.88 months in FY 2017-18; a five-month decrease (32.8% improvement). (See Appendix C for CBC Lead Agency level data.)



4. The number of adoptions that resulted in disruption or dissolution and the subset of those disrupted adoptions that were preventable by the lead agency or the subcontracted provider.

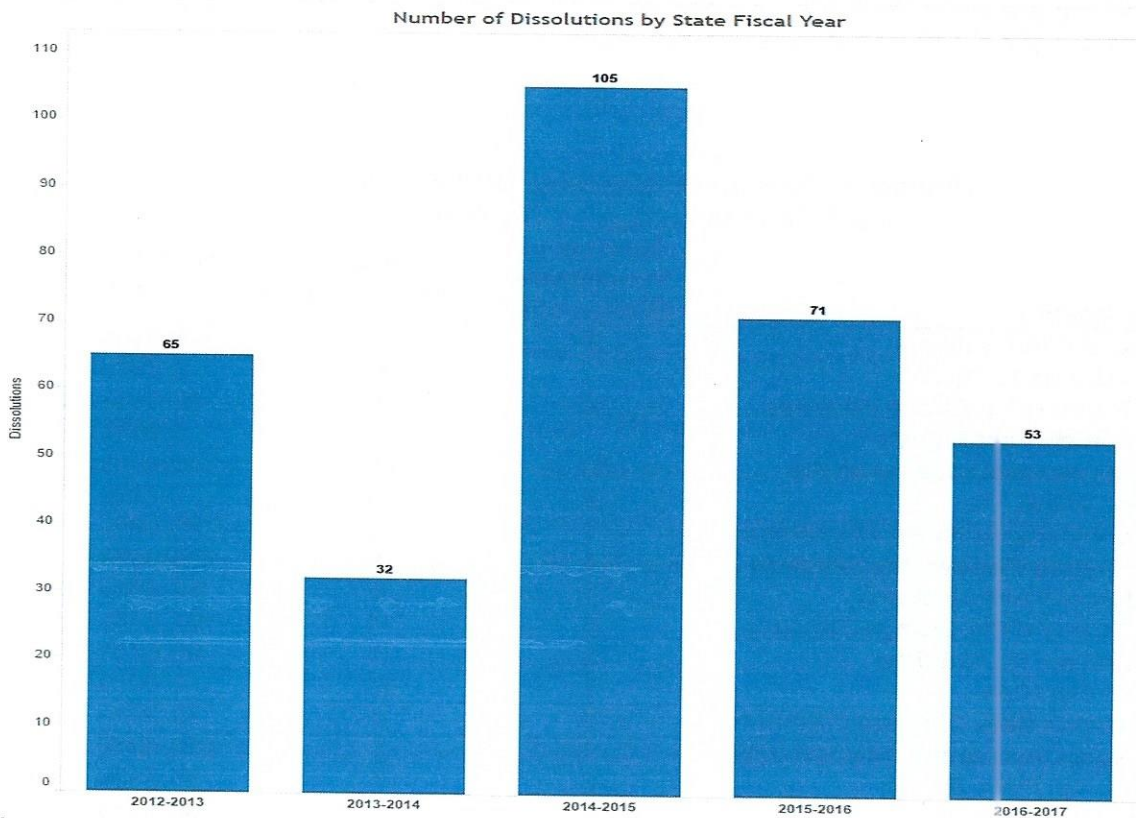
The next chart shows a listing of the total disruptions and those that were preventable by the CBC Lead Agency or the subcontracted provider. A preventable disruption is defined as a family withdrawing their expressed intent to adopt due to the family no longer being interested in adoption prior to the adoption being finalized. The data displayed depicts disruptions from the last reporting period until the end of FY 2017-18. As identified below, there were a total of 66 preventable disruptions out of the 148 total disruptions documented statewide.

Number of Total and Preventable Disruptions
July 1, 2017 through June 30, 2018

| Primary Agency | Number of Preventable Disruptions | Total Disruptions | Percent Preventable |
|---------------------------------------|-----------------------------------|-------------------|---------------------|
| C 1 FamiliesFirst Network | 2 | 2 | 100.00% |
| C 2 & 14 Big Bend CBC | | 5 | 0.00% |
| C 3 & 8 Partnership Strong Families | 2 | 5 | 40.00% |
| C 4 Clay - Kids First Florida | | 1 | 0.00% |
| C 4 Family Support Svcs North Fla | 17 | 68 | 25.00% |
| C 5 Kids Central, Inc. | 8 | 11 | 72.73% |
| C 6 Eckerd Community Pinellas/Pasco | 1 | 5 | 20.00% |
| C 7 Community Partnership Children | 4 | 4 | 100.00% |
| C 7 St. Johns Family Integrity | 1 | 2 | 50.00% |
| C 9 CBC Central Fla Orange-Osceola | 6 | 11 | 54.55% |
| C 10 Heartland for Children | 2 | 3 | 66.67% |
| C 11 & 16 Our Kids | 7 | 10 | 70.00% |
| C 12 Sarasota Safe Children Coalition | 1 | 3 | 33.33% |
| C 13 Eckerd Community Hillsborough | 1 | 1 | 100.00% |
| C 15 ChildNet Palm Beach | 6 | 7 | 85.71% |
| C 17 ChildNet Broward | 4 | 6 | 66.67% |
| C 19 Communities Connected for Kids C | 4 | 4 | 100.00% |
| Statewide | 66 | 148 | 44.59% |

Source: OCWDRU Report #1219 - Expressed Intent to Adopt Withdrawn

Section 65C-16.001(12), Florida Administrative Code, defines dissolution as the return of a child to out-of-home care and the subsequent termination of the parental rights of the adoptive parents. Dissolutions continue to be tracked manually by the CBC Lead Agencies and the department's Statewide Adoption Program Specialist.



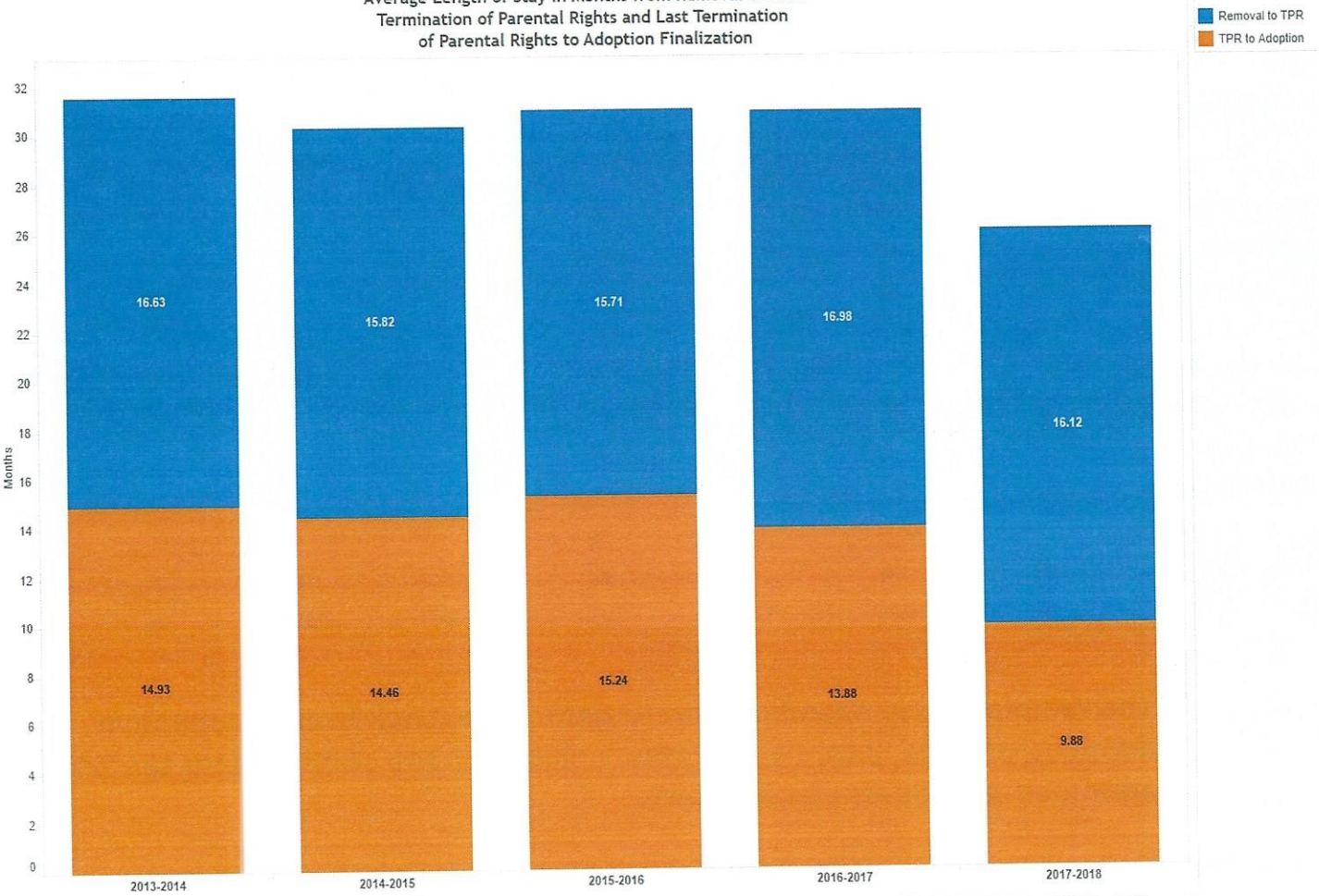
The chart above reflects that the number of adoption dissolutions decreased from 71 in FY 2016-17 to 53 in FY 2017-18, showing steady progress over the past two fiscal years. CBC Lead Agencies reported that adoptions that occurred years ago when the child was at a young age are the population of children who are having dissolutions. This subset of children are now adolescents, and their adoptive parents are unable to manage their behaviors.

5. The time taken to complete each phase of the adoption process.

There are two clear phases of the adoption process. The first phase of the adoption process is the time between the removal of the child from his/her biological and/or legal parents to the termination of paternal rights of both parents. The second phase of the adoption process begins with the termination of parental rights of both parents and ends with the finalized adoption of the child.

The chart below displays the length of time to complete each phase of the adoption process during the last five state fiscal years, as well as the total length of time it took to reach adoption completion (see Appendix D for CBC Lead Agency level data). During FY 2017-18, there was a decrease in the amount of time from removal to TPR by .086 and a decrease in the length of time from TPR to adoption of four months compared to FY 2016-17 for an overall improvement from 30.86 months to 26 months from removal to adoption.

Average Length of Stay in Months from Removal to Last Termination of Parental Rights and Last Termination of Parental Rights to Adoption Finalization



6. The expenditures made to recruit adoptive homes and a description of any initiative to improve adoption performance or streamline the adoption process.

CBC Lead Agencies and their subcontracted providers utilized foster and adoptive parent support groups, churches, community fairs, local media outlets, and social media to recruit adoptive homes for available children throughout the state. From July 2017 through June 2018, 10 of the 19 CBC Lead Agencies covering Florida's 20 judicial circuits reported the use of department contracted dollars, grants, and in-kind donations for the recruitment of adoptive homes in the amount of \$50,142.

Expenditures for Adoption Related Activities, July 1, 2017 to June 30, 2018

| Primary Agency | # Child Specific Activities | Child Specific Expenditures | # General Activities | General Expenditures | # Targeted Activities | Targeted Expenditures | Total Events | Total Expenditures |
|-------------------------------------|-----------------------------|-----------------------------|----------------------|----------------------|-----------------------|-----------------------|--------------|--------------------|
| C 1 FamiliesFirst Network | 78 | \$1,830 | 1 | \$0 | | | 79 | \$1,830 |
| C 2 & 14 Big Bend CBC | 1 | \$500 | 11 | \$6,990 | | | 12 | \$7,490 |
| C 3 & 8 Partnership Strong Families | 2 | \$29 | | | | | 2 | \$29 |
| C 4 Family Support Svcs North Fla | 12 | \$1,775 | 24 | \$25,750 | 22 | \$7,000 | 58 | \$34,525 |
| C 6 Eckerd Community Pinellas/Pas.. | | | 8 | \$0 | 2 | \$3,500 | 10 | \$3,500 |
| C 13 Eckerd Community Hillsborough | 9 | \$178 | | | | | 9 | \$178 |
| C 17 ChildNet Broward | | | 1 | \$0 | | | 2 | \$0 |
| C 18 Brevard Family Partnership | | | 1 | \$1,150 | | | 1 | \$1,150 |
| C 19 Communities Connected for Ki.. | | | 3 | \$0 | | | 3 | \$0 |
| C10 Heartland for Children | 10 | \$943 | 2 | \$427 | 7 | \$70 | 19 | \$1,440 |
| Statewide | 112 | \$5,255 | 51 | \$34,317 | 31 | \$10,570 | 195 | \$50,142 |

7. The results of any specific effort to gather feedback from prospective adoptive parents, adoptive parents, children in the child welfare system, adoptees, and other stakeholders.

The department, in conjunction with the CBC Lead Agencies, conducted an Annual Adoption Survey to gather feedback from prospective adoptive parents, children in the child welfare system, adoptees, and other stakeholders between June 2018 and August 2018.

The survey inquired as to the participants' overall adoption experience, the quality and timeliness of services, and post-adoption services/supports in their area. A total of 705 responses were received. A copy of the survey instrument is attached to this report, as well as the outcomes.

Overall, participants reported that their CBC Lead Agencies excelled in three areas: the timely completion of the adoption home study, offering transparency during the adoption process, and

responsiveness to questions. The majority the of participants expressed that the CBC Lead Agencies could improve in the following areas: post-adoption services/supports, and the assistance in accessing post-adoption services/supports.

The department, in conjunction with the CBC Lead Agencies, also conducted a Post Communication Survey from July 2018 – August 2018, to gather feedback from families that requested and received services as a result of the One-Year Post Communication Contact requirement outlined in s. 39.812(6), F.S.

The intent of the survey was to determine the types of services received by the family and the quality of those services. While 600 families were provided the survey, only 30 responses were received. A copy of the survey instrument is attached to this report as well as the outcomes.

Based on the total number of survey participants, approximately 80% documented receiving Post-Adoption Services and Supports. Medicaid and assistance with adoption subsidy were identified as the most common service requested by adoptive families. Due to the limited number of responses received, the department is unable to determine statewide trends regarding post-adoption services and supports. Nonetheless, the department continues to offer statewide trainings, as well as trainings to CBC Lead Agencies, Case Management Organizations, and adoptive parents on topics that include maintenance adoption subsidy, Medicaid, and post-adoption services and supports.

8. The use of evidence-based, evidence-informed, promising, and innovative practices in recruitment, orientation, and preparation of appropriate adoptive families, matching children with families, supporting children during the adoption process, and providing post-adoptive support.

CBC Lead Agencies throughout the state reported the use of various tools and practices used in the preparation of appropriate adoptive families, matching children with families, and providing post-adoption supports.

Statewide Practices-Family Match Pilot

The Family Match Pilot created by Adoption-Share utilizes data analytics and predictive models to assist adoption staff in their decision regarding matching children available for adoption with prospective adoptive parents. Several CBC Lead Agencies documented their participation in the Family Match Pilot during spring of 2018. Currently, there are 538 prospective adoptive families registered onto the site and 61 available children have been matched to prospective adoptive families.

ChildNet – Broward, Community Partnership for Children, Community Based Care of Central Florida & Family First Network

In partnership with Casey Family Programs and the department, ChildNet-Broward has implemented the use of the Rapid Permanency Review (RPR) process model. The RPR process is a method intended to identify barriers and bright spots related to the permanency efforts of children in care. The focus of the RPR process is children who have been in foster care for two years or more with a goal of adoption who have been in the same family type setting for at least six months. The intent is that these children will achieve permanency in a safe home and that barriers will be mitigated and/or removed, resulting in a positive impact.

Family Support Services of North Florida

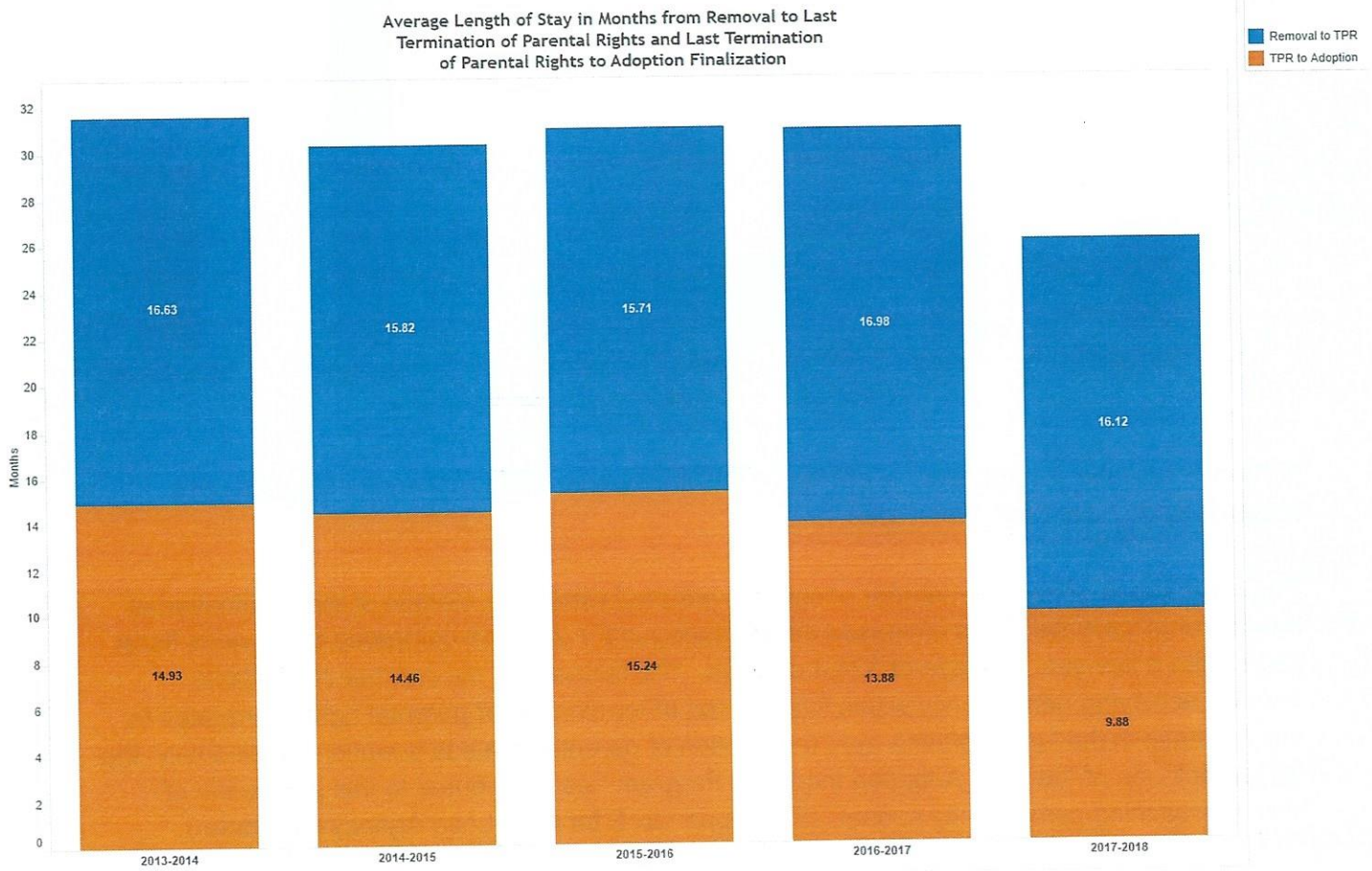
Family Support Services of North Florida has implemented an initiative called “Pop-In for Permanency”- a recruitment event that opens the door for anyone in their adoption journey to learn more about the process, view a comprehensive list of waiting children, and gather information on all aspects of adoption. Family Support Services of North Florida reported that since implementation, approximately 76 families have participated in the recruitment event and nine matches have been completed due to this event.

Adoption Trends and Findings

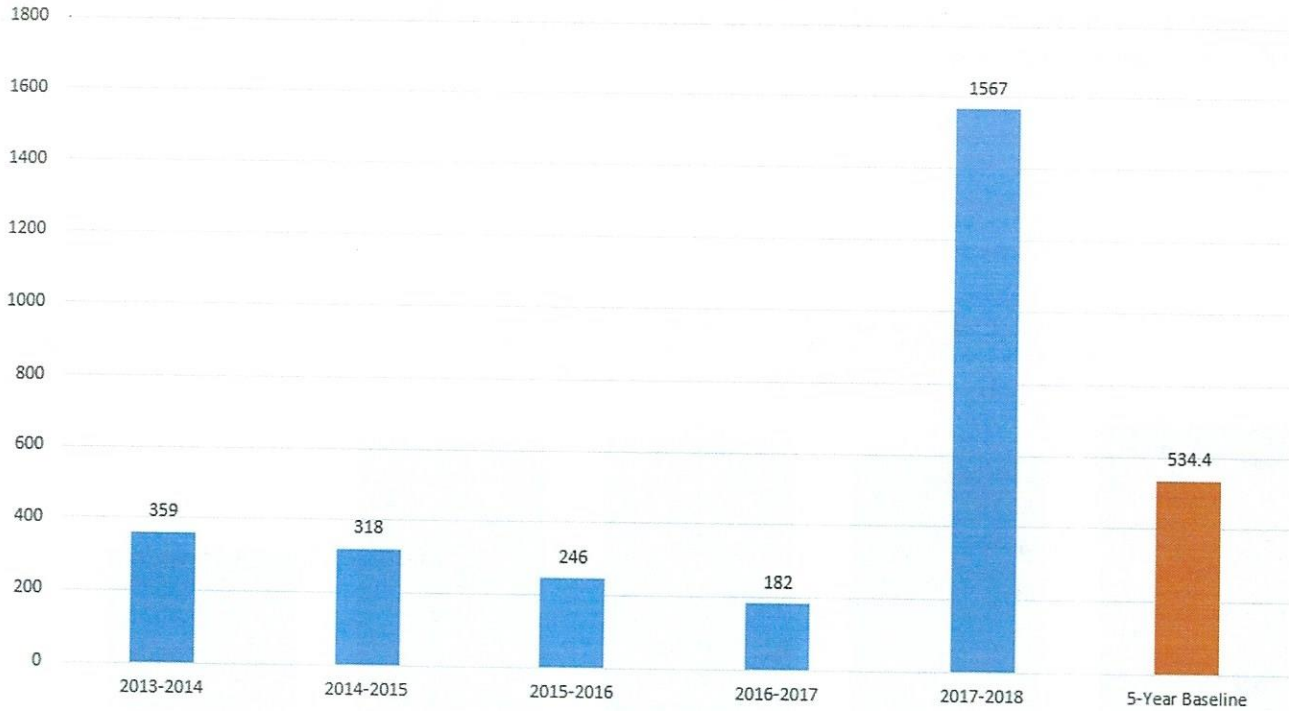
During FY 2017-18, Florida saw its highest number of adoptions within the last five years, achieving 4,169 public adoptions. The implementation of the Adoption Benefits Program for State and Other Qualifying Employees found in s. 409.1664, F.S., and the Adoption Incentive Program located in s. 409.1662, F.S., are potential factors that may have contributed to the rise in the FY 2017-18 adoption trends data and total number of adoptions completed (see pages 15 and 18). The following data depicts adoption trends and additional detail regarding the children who reached adoption finalization within the past five years.

Length of Stay for Available Children

The chart below which was addressed in #5 (the time taken to complete each phase of the adoption process) also highlights the length of time from removal to legal termination of parental rights as well as from legal termination of parental rights to adoption finalization. Fiscal year 2017-18 showed the lowest length of time from TPR to adoption at 9.88 months. (See Appendix D for CBC Lead Agency level data.)



Number of Children Whose Adoption Finalized within 5 Months of Termination of Parental Rights

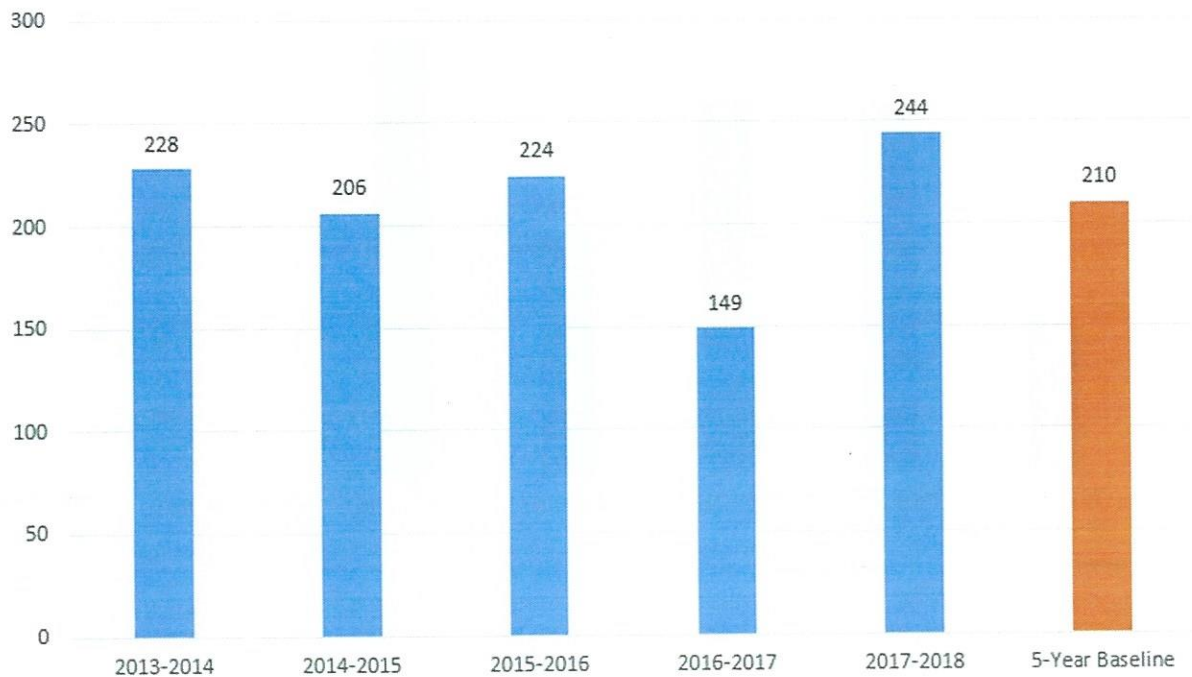


“Children available for adoption” is defined as children whose biological and/or legal parent’s parental rights have been terminated.

The chart above shows the number of children adopted within five months of the termination of their parents’ parental rights increased tremendously in FY 2017-18 compared to previous fiscal years, with a five-year average of 534.4 children. The increase in the number of available children achieving permanency within five months of termination of parental rights correlates to the decrease in the length of time from termination of parental rights to adoption. Additionally, the implementation of the CBC Adoption Incentive Program has contributed to this population of children reaching permanency sooner. (See Appendix E for CBC Lead Agency level data.)

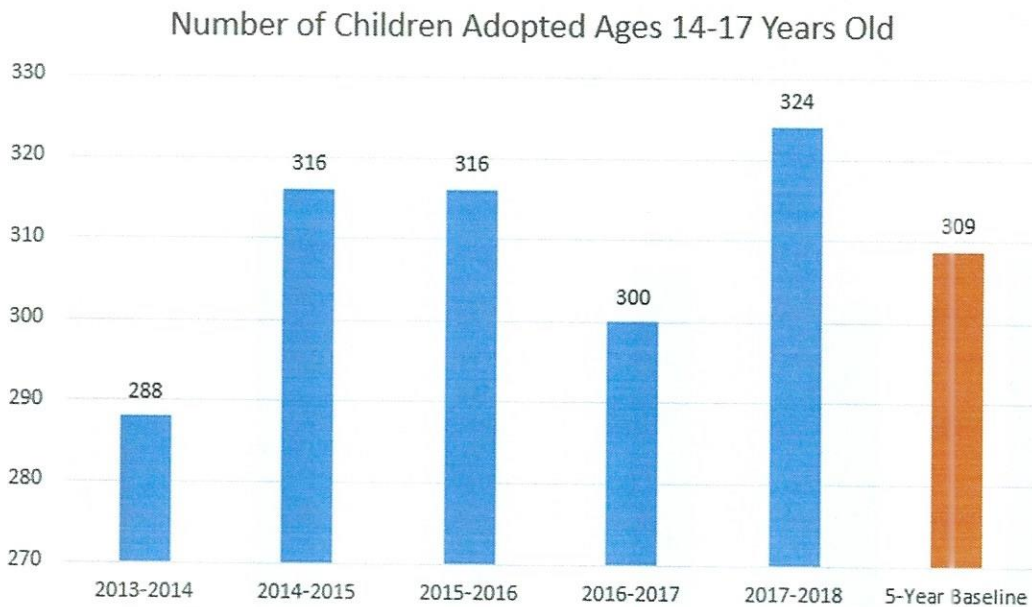
The chart below displays the of number of children who were adopted after being available for adoption for 24 months or longer. While this number has fluctuated over the years, the number of children adopted increased from 149 in FY 2016-17, to 244 in FY 2017-18, an increase of 95 youth. (See Appendix F for CBC Lead Agency level data.)

Number of Children Whose Adoption Finalized 24 Months or More After Termination of Parental Rights

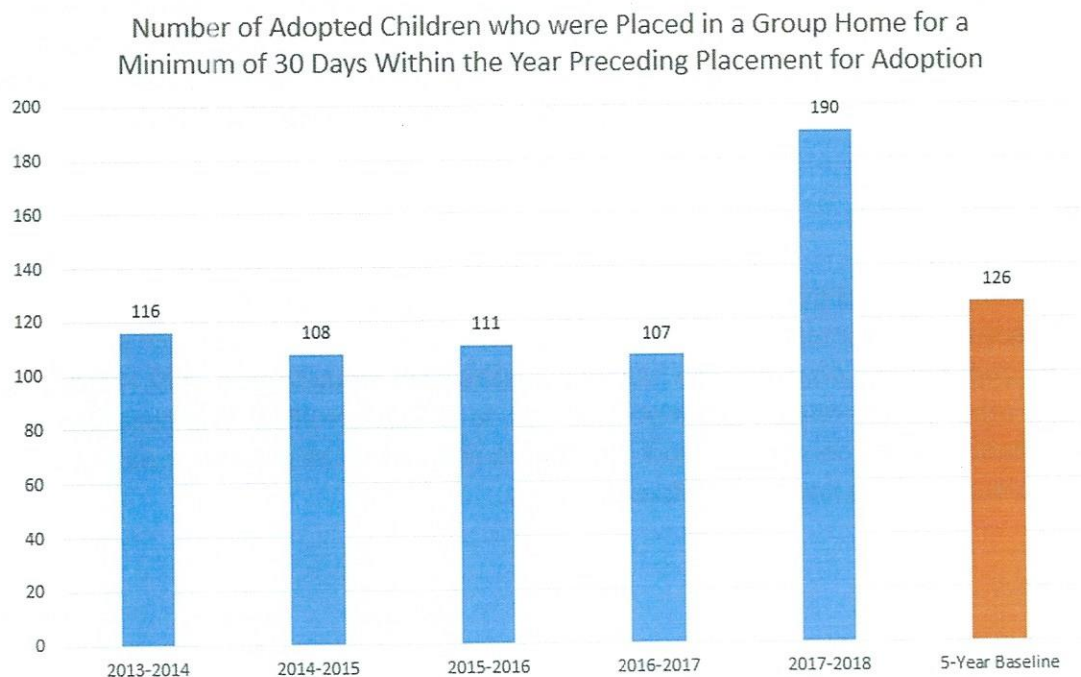


Age and Placement Setting at Finalization: Information and Findings

Over the course of FY 2017-18, the department finalized 4,169 public adoptions. Children between the ages of 14-17 accounted for approximately 7.8 percent of all finalized adoptions in FY 2017-18. (See Appendix G for CBC Lead Agency level data.) The chart below shows an increase of 24 children adopted between the ages of 14-17 from the previous fiscal year.



The chart below indicates that the number of children who were placed in group homes for 30 days within the year preceding their adoption placement has increased. Approximately 4.6 percent of all finalized adoptions in FY 2017-18 had a child's last FSFN placement coded as group care. These group care findings are consistent with the observed data for the last four FYs of the percentage of children who were adopted after having spent 30 days or more in group care. (See Appendix H for CBC Lead Agency level data.)



Implementation

The department is committed to finding permanent homes for children in foster care who cannot be safely returned to their families. The Adoption Incentive Program is intended to improve the achievement of permanency, stability, and well-being for children residing in foster care through the development of specific and measurable adoption performance standards. Additionally, the program will encourage the use of evidence-based, evidence-informed, promising, and innovative practices in the area of adoptions. An increase in the number of children being adopted from the child welfare system will result in improved outcomes for those children and an avoidance of the greater expense of those children remaining in foster care long term.

After reviewing the baseline data and trends, the department believes there are four populations for whom achieving adoption finalization is more complex and challenging. Those populations are:

1. Children whose adoption finalized within five months of termination of parental rights;
 - a. The number of dissolutions occurring after July 1, 2018, will be subtracted from each adoption achieved which occurred within five months of termination of parental rights.

2. Children available for adoption 24 months or longer;
3. Children adopted between the ages of 14- and 17-years-old; and
4. Children adopted who had been residing in group care for 30 days preceding their adoption placement.

The Legislature authorized, and the department implemented a program in which the CBC Lead Agencies will receive incentive payments for achieving specified adoption performance standards. Individualized outcome-based agreements were negotiated with each CBC Lead Agency in May of 2018. The 2018-19 Adoption Incentive Program is projected to occur from July 1, 2018, through June 30, 2019. Established, negotiated targets, outcomes achieved, and incentive payments made to each CBC Lead Agency will be reported in the 2019 Annual Adoption Incentive Report.

Conclusions

The department has implemented the statutory requirements and goals associated with the Comprehensive Baseline Assessment and the Adoption Incentive Program contained in s. 409.1662, F.S. The department completed the baseline assessment required by s. 409.1662(2)(a), F.S., and evaluated other factors related to adoption trends as of October 2018. The department and the CBC Lead Agencies will continue to work together to ensure that all children available for adoption achieve permanency by finding their forever family.



ADOPTION INCENTIVE

ANNUAL REPORT

Appendices A – J

Department of Children and Families

Office of Child Welfare

November 15, 2018

Total Adoptions and the Number of Families who Adopted 1 or More Children by State Fiscal Year

| Agency | 2013-2014 | | 2014-2015 | | 2015-2016 | | 2016-2017 | | 2017-2018 | |
|---------------------------------------|-----------|----------------|-----------|----------------|-----------|----------------|-----------|----------------|-----------|----------------|
| | Adoption | Total Families | Adoption | Total Families | Adoption | Total Families | Adoption | Total Families | Adoption | Total Families |
| C 1 FamiliesFirst Network | 193 | 120 | 213 | 131 | 247 | 165 | 247 | 165 | 307 | 213 |
| C 2 & 14 Big Bend CBC | 191 | 116 | 239 | 154 | 194 | 134 | 194 | 134 | 220 | 157 |
| C 3 & 8 Partnership Strong Families | 164 | 120 | 159 | 115 | 178 | 129 | 178 | 129 | 185 | 131 |
| C 4 Clay - Kids First Florida | 48 | 32 | 51 | 34 | 53 | 36 | 53 | 36 | 73 | 48 |
| C 4 Family Support Svcs North Fla | 297 | 169 | 212 | 151 | 245 | 144 | 245 | 144 | 361 | 221 |
| C 5 Kids Central, Inc. | 144 | 94 | 152 | 89 | 188 | 128 | 188 | 128 | 196 | 141 |
| C 6 Eckerd Community Pinellas/Pasco | 337 | 270 | 287 | 200 | 315 | 218 | 315 | 218 | 319 | 223 |
| C 7 Community Partnership Children | 123 | 94 | 148 | 109 | 208 | 149 | 208 | 149 | 245 | 174 |
| C 7 St. Johns Family Integrity | 28 | 17 | 19 | 12 | 45 | 35 | 45 | 35 | 56 | 36 |
| C 9 & 18 CBC Central Fla (Combined) | 219 | 140 | 195 | 141 | 235 | 169 | 235 | 169 | 300 | 196 |
| C 10 Heartland for Children | 148 | 84 | 122 | 83 | 144 | 98 | 144 | 98 | 145 | 102 |
| C 11 & 16 Our Kids | 210 | 172 | 389 | 293 | 360 | 246 | 360 | 246 | 304 | 218 |
| C 12 Sarasota Safe Children Coalition | 134 | 104 | 126 | 84 | 120 | 90 | 120 | 90 | 134 | 90 |
| C 13 Eckerd Community Hillsborough | 281 | 199 | 290 | 227 | 262 | 184 | 262 | 184 | 296 | 203 |
| C 15 ChildNet Palm Beach | 152 | 126 | 186 | 140 | 171 | 129 | 171 | 129 | 178 | 138 |
| C 17 ChildNet Broward | 186 | 140 | 260 | 200 | 288 | 209 | 288 | 209 | 314 | 232 |
| C 18 Brevard Family Partnership | 77 | 51 | 68 | 46 | 97 | 68 | 97 | 68 | 145 | 109 |
| C 19 Communities Connected for Kids C | 140 | 103 | 172 | 125 | 145 | 97 | 145 | 97 | 186 | 131 |
| C 20 Children's Network of SW Fla | 103 | 86 | 177 | 136 | 196 | 141 | 196 | 141 | 199 | 138 |
| Other (DCF Child Welfare, Manatee) | 2 | 0 | 3 | 3 | 1 | 1 | 1 | 1 | 6 | 3 |
| Statewide | 3,177 | 2,235 | 3,468 | 2,470 | 3,692 | 2,570 | 3,692 | 2,570 | 4,169 | 2,904 |

Number of Children who were Eligible for Adoption on 7/1 who were Adopted by 6/30 and Percent of Children Adopted

| Agency | 2013-2014 | | | 2014-2015 | | | 2015-2016 | | | 2016-2017 | | | 2017-2018 | | |
|---------------------------------------|------------------|--------------------|------------------|--------------------|------------------|--------------------|------------------|--------------------|------------------|--------------------|------------------|--------------------|------------------|--------------------|-------|
| | Eligible Adopted | % Eligible Adopted | Eligible Adopted | % Eligible Adopted | Eligible Adopted | % Eligible Adopted | Eligible Adopted | % Eligible Adopted | Eligible Adopted | % Eligible Adopted | Eligible Adopted | % Eligible Adopted | Eligible Adopted | % Eligible Adopted | |
| C 1 FamiliesFirst Network | 264 | 189 | 59.5% | 220 | 131 | 57.5% | 226 | 130 | 57.5% | 350 | 173 | 49.4% | 145 | 77 | 53.1% |
| C 2 & 14 Big Bend CBC | 100 | 58 | 62.6% | 190 | 119 | 60.6% | 175 | 106 | 60.6% | 154 | 77 | 50.0% | 81 | 35 | 43.2% |
| C 3 & 8 Partnership Strong Families | 127 | 90 | 58.4% | 113 | 66 | 51.2% | 123 | 63 | 51.2% | 133 | 76 | 57.1% | 108 | 69 | 63.9% |
| C 4 Clay - Kids First Florida | 46 | 28 | 66.0% | 47 | 31 | 65.9% | 41 | 27 | 65.9% | 37 | 22 | 59.5% | 15 | 10 | 66.7% |
| C 4 Family Support Svcs North Fla | 163 | 99 | 66.7% | 180 | 120 | 51.6% | 126 | 65 | 51.6% | 121 | 69 | 57.0% | 245 | 131 | 53.5% |
| C 5 Kids Central, Inc. | 152 | 112 | 68.8% | 138 | 95 | 59.7% | 129 | 77 | 59.7% | 166 | 88 | 53.0% | 156 | 75 | 48.1% |
| C 6 Eckerd Community Pinellas/Pasco | 348 | 228 | 69.3% | 293 | 203 | 57.7% | 246 | 142 | 57.7% | 299 | 166 | 55.5% | 103 | 47 | 45.6% |
| C 7 Community Partnership Children | 159 | 110 | 67.0% | 103 | 69 | 56.6% | 99 | 56 | 56.6% | 140 | 90 | 64.3% | 186 | 105 | 56.5% |
| C 7 St. Johns Family Integrity | 26 | 20 | 43.8% | 16 | 7 | 20.0% | 10 | 2 | 20.0% | 17 | 7 | 41.2% | 109 | 74 | 67.9% |
| C 9 CBC Central Fla Orange-Osceola | 146 | 84 | 56.3% | 144 | 81 | 54.8% | 93 | 51 | 54.8% | 86 | 46 | 53.5% | 333 | 178 | 53.5% |
| C 10 Heartland for Children | 116 | 84 | 62.0% | 121 | 75 | 47.8% | 90 | 43 | 47.8% | 90 | 52 | 57.8% | 235 | 98 | 41.7% |
| C 11 & 16 Our Kids | 324 | 187 | 41.9% | 210 | 88 | 58.5% | 359 | 210 | 58.5% | 218 | 83 | 38.1% | 348 | 213 | 61.2% |
| C 12 Sarasota Safe Children Coalition | 201 | 121 | 62.9% | 159 | 100 | 51.7% | 118 | 61 | 51.7% | 114 | 50 | 43.9% | 161 | 93 | 57.8% |
| C 13 Eckerd Community Hillsborough | 195 | 110 | 49.8% | 227 | 113 | 54.5% | 224 | 122 | 54.5% | 167 | 82 | 49.1% | 91 | 62 | 68.1% |
| C 15 ChildNet Palm Beach | 124 | 60 | 55.9% | 102 | 57 | 54.1% | 109 | 59 | 54.1% | 130 | 72 | 55.4% | 223 | 132 | 59.2% |
| C 17 ChildNet Broward | 164 | 68 | 52.5% | 202 | 106 | 47.4% | 175 | 83 | 47.4% | 220 | 109 | 49.5% | 61 | 40 | 65.6% |
| C 18 Brevard Family Partnership | 65 | 46 | 43.5% | 46 | 20 | 44.4% | 54 | 24 | 44.4% | 45 | 16 | 35.6% | 256 | 143 | 55.9% |
| C 18 CBC Central Fla Seminole | 16 | 5 | 74.3% | 35 | 26 | 55.6% | 27 | 15 | 55.6% | 27 | 20 | 74.1% | 162 | 93 | 57.4% |
| C 19 Communities Connected for Kids | 129 | 73 | 65.0% | 140 | 91 | 60.4% | 106 | 64 | 60.4% | 132 | 69 | 52.3% | 29 | 15 | 51.7% |
| C 20 Children's Network of SW Fla | 122 | 69 | 44.5% | 137 | 61 | 50.4% | 119 | 60 | 50.4% | 116 | 58 | 50.0% | 178 | 97 | 54.5% |
| Statewide | 2,987 | 1,841 | 58.8% | 2,823 | 1,659 | 55.1% | 2,649 | 1,460 | 55.1% | 2,762 | 1,425 | 51.6% | 3,225 | 1,787 | 55.4% |

| Agency | Total Adoptions and Percent Change in Total Number of Adoption by State Fiscal Year | | | | | | | | | | | |
|---|---|----------|-----------------------------------|----------|-----------------------------------|----------|-----------------------------------|----------|-----------------------------------|----------|-----------------------------------|----------|
| | 2013-2014 | | 2014-2015 | | 2015-2016 | | 2016-2017 | | 2017-2018 | | | |
| | % Change in Total Adoptions | Adoption | % Change in Total Adoptions | Adoption | % Change in Total Adoptions | Adoption | % Change in Total Adoptions | Adoption | % Change in Total Adoptions | Adoption | % Change in Total Adoptions | Adoption |
| C 1 FamiliesFirst Network | | 256 | -24.61% | 193 | 10.36% | 213 | 15.96% | 247 | 24.29% | 307 | | |
| C 2 & 14 Big Bend CBC | | 150 | 27.33% | 191 | 25.13% | 239 | -18.83% | 194 | 13.40% | 220 | | |
| C 3 & 8 Partnership Strong Families | | 146 | 12.33% | 164 | -3.05% | 159 | 11.95% | 178 | 3.93% | 185 | | |
| C 4 Clay - Kids First Florida | | 43 | 11.63% | 48 | 6.25% | 51 | 3.92% | 53 | 37.74% | 73 | | |
| C 4 Family Support Svcs North Fla | | 275 | 8.00% | 297 | -28.62% | 212 | 15.57% | 245 | 47.35% | 361 | | |
| C 5 Kids Central, Inc. | | 160 | -10.00% | 144 | 5.56% | 152 | 23.68% | 188 | 4.26% | 196 | | |
| C 6 Eckerd Community Pinellas/Pasco | | 370 | -8.92% | 337 | -14.84% | 287 | 9.76% | 315 | 1.27% | 319 | | |
| C 7 Community Partnership Children | | 179 | -31.28% | 123 | 20.33% | 148 | 40.54% | 208 | 17.79% | 245 | | |
| C 7 St. Johns Family Integrity | | 31 | -9.68% | 28 | -32.14% | 19 | 136.84% | 45 | 24.44% | 56 | | |
| C 9 CBC Central Fla (Combined) | | 191 | 14.66% | 219 | -10.96% | 195 | 20.51% | 235 | 27.66% | 300 | | |
| C 10 Heartland for Children | | 161 | -8.07% | 148 | -17.57% | 122 | 18.03% | 144 | 0.69% | 145 | | |
| C 11 & 16 Our Kids | | 275 | -23.64% | 210 | 85.24% | 389 | -7.46% | 360 | -15.56% | 304 | | |
| C 12 Sarasota Safe Children Coalition | | 145 | -7.59% | 134 | -5.97% | 126 | -4.76% | 120 | 11.67% | 134 | | |
| C 13 Eckerd Community Hillsborough | | 267 | 5.24% | 281 | 3.20% | 290 | -9.66% | 262 | 12.98% | 296 | | |
| C 15 ChildNet Palm Beach | | 127 | 19.69% | 152 | 22.37% | 186 | -8.06% | 171 | 4.09% | 178 | | |
| C 17 ChildNet Broward | | 123 | 51.22% | 186 | 39.78% | 260 | 10.77% | 288 | 9.03% | 314 | | |
| C 18 Brevard Family Partnership | | 72 | 6.94% | 77 | -11.69% | 68 | 42.65% | 97 | 49.48% | 145 | | |
| C 19 Communities Connected for Kids CBC | | 96 | 45.83% | 140 | 22.86% | 172 | -15.70% | 145 | 28.28% | 186 | | |
| C 20 Children's Network of SW Fla | | 148 | -30.41% | 103 | 71.84% | 177 | 10.73% | 196 | 1.53% | 199 | | |
| Other (DCF Child Welfare, Manatee) | | 3 | -33.33% | 2 | 50.00% | 3 | -66.67% | 1 | 500.00% | 6 | | |
| Statewide | | 3,218 | -1.27% | 3,177 | 9.16% | 3,468 | 6.46% | 3,692 | 12.92% | 4,169 | | |

Appendix D

Adoption Incentive Report 2018

Length of Stay from Last Removal to Termination of Parental Rights and Termination of Parental Rights to Adoption

| Agency | 2013-2014 | | | 2014-2015 | | | 2015-2016 | | | 2016-2017 | | | 2017-2018 | | |
|---------------------------------------|----------------|-----------------|-----------|----------------|-----------------|-----------|----------------|-----------------|-----------|----------------|-----------------|-----------|----------------|-----------------|-----------|
| | Removal to TPR | TPR to Adoption | Total LOS | Removal to TPR | TPR to Adoption | Total LOS | Removal to TPR | TPR to Adoption | Total LOS | Removal to TPR | TPR to Adoption | Total LOS | Removal to TPR | TPR to Adoption | Total LOS |
| C 1 FamiliesFirst Network | 17.04 | 12.22 | 29.26 | 13.13 | 12.57 | 25.70 | 13.97 | 13.52 | 27.49 | 14.59 | 14.15 | 28.74 | 14.69 | 13.94 | 29.04 |
| C 2 & 14 Big Bend CBC | 16.11 | 11.96 | 28.08 | 13.09 | 11.69 | 24.78 | 14.17 | 14.20 | 28.38 | 16.18 | 12.47 | 28.66 | 14.89 | 9.42 | 24.67 |
| C 3 & 8 Partnership Strong Families | 10.01 | 11.78 | 21.79 | 10.93 | 11.02 | 21.95 | 10.89 | 11.83 | 22.72 | 11.99 | 11.84 | 23.82 | 12.17 | 8.61 | 21.22 |
| C 4 Clay - Kids First Florida | 14.01 | 9.24 | 23.25 | 11.45 | 12.86 | 24.31 | 12.38 | 9.01 | 21.39 | 14.69 | 10.93 | 25.62 | 15.14 | 6.88 | 22.52 |
| C 4 Family Support Svcs North Fla | 10.20 | 10.90 | 21.10 | 8.75 | 10.45 | 19.20 | 11.83 | 14.62 | 26.44 | 14.71 | 10.24 | 24.95 | 11.43 | 7.13 | 19.10 |
| C 5 Kids Central, Inc. | 14.98 | 14.71 | 29.68 | 14.59 | 12.24 | 26.83 | 16.12 | 15.65 | 31.77 | 15.99 | 13.72 | 29.71 | 16.07 | 12.54 | 29.11 |
| C 6 Eckerd Community Pinellas/Pasco | 17.41 | 14.76 | 32.16 | 17.18 | 17.08 | 34.26 | 14.02 | 11.89 | 25.92 | 15.96 | 12.71 | 28.67 | 15.68 | 11.23 | 27.48 |
| C 7 Community Partnership Children | 19.33 | 13.23 | 32.55 | 20.85 | 13.04 | 33.89 | 16.94 | 13.38 | 30.33 | 19.08 | 11.25 | 30.33 | 16.57 | 9.56 | 26.65 |
| C 7 St. Johns Family Integrity | 12.80 | 8.52 | 21.32 | 13.73 | 4.54 | 18.27 | 20.37 | 24.15 | 44.52 | 17.90 | 23.64 | 41.54 | 15.11 | 7.24 | 22.57 |
| C 9 CBC Central Fla Orange-Osceola | 18.61 | 22.04 | 40.65 | 20.46 | 14.46 | 34.92 | 20.87 | 16.56 | 37.43 | 19.66 | 15.72 | 35.38 | 18.04 | 9.71 | 28.19 |
| C 10 Heartland for Children | 19.23 | 16.69 | 35.92 | 17.16 | 13.38 | 30.54 | 17.85 | 17.38 | 35.23 | 19.28 | 16.02 | 35.30 | 18.79 | 10.62 | 29.86 |
| C 11 & 16 Our Kids | 15.87 | 21.70 | 37.57 | 14.23 | 22.48 | 36.71 | 14.26 | 18.03 | 32.30 | 16.18 | 18.83 | 35.02 | 14.16 | 11.13 | 25.57 |
| C 12 Sarasota Safe Children Coalition | 14.25 | 13.28 | 27.53 | 14.92 | 16.36 | 31.28 | 13.46 | 15.43 | 28.88 | 14.80 | 12.46 | 27.26 | 16.08 | 11.81 | 28.36 |
| C 13 Eckerd Community Hillsborough | 21.25 | 18.76 | 40.01 | 20.27 | 15.93 | 36.20 | 19.35 | 18.98 | 38.33 | 18.99 | 19.75 | 38.74 | 20.53 | 10.31 | 31.38 |
| C 15 ChildNet Palm Beach | 17.12 | 13.92 | 31.04 | 12.90 | 16.65 | 29.55 | 15.65 | 15.94 | 31.59 | 18.38 | 10.86 | 29.24 | 16.06 | 9.69 | 26.16 |
| C 17 ChildNet Broward | 17.82 | 12.31 | 30.13 | 16.06 | 14.95 | 31.01 | 18.84 | 14.90 | 33.74 | 19.73 | 16.54 | 36.27 | 18.35 | 8.95 | 27.76 |
| C 18 Brevard Family Partnership | 16.65 | 19.65 | 36.29 | 20.91 | 13.24 | 34.15 | 23.33 | 18.35 | 41.68 | 24.42 | 12.54 | 36.96 | 19.95 | 7.64 | 27.37 |
| C 18 CBC Central Fla Seminole | 25.87 | 11.30 | 37.16 | 19.18 | 15.49 | 34.67 | 23.41 | 15.99 | 39.39 | 13.95 | 16.10 | 30.05 | | | |
| C 19 Communities Connected for Kids | 17.43 | 15.20 | 32.63 | 16.86 | 16.07 | 32.92 | 17.33 | 11.09 | 28.42 | 21.95 | 11.69 | 33.65 | 15.90 | 9.12 | 25.46 |
| C 20 Children's Network of SW Fla | 20.82 | 11.97 | 32.79 | 21.76 | 12.11 | 33.87 | 17.86 | 18.78 | 36.64 | 21.09 | 14.12 | 35.21 | 19.04 | 7.55 | 26.96 |
| Statewide | 16.63 | 14.93 | 31.56 | 15.82 | 14.46 | 30.28 | 15.71 | 15.24 | 30.95 | 16.98 | 13.88 | 30.87 | 16.12 | 9.88 | 26.44 |

**Number of Children Whose Adoption Finalized within 5 Months of
Termination of Parental Rights**

| Primary Agency | 2013-2014 | 2014-2015 | 2015-2016 | 2016-2017 | 2017-2018 |
|---|-----------|-----------|-----------|-----------|-----------|
| C 1 FamiliesFirst Network | 38 | 23 | 10 | 7 | 38 |
| C 2 & 14 Big Bend CBC | 29 | 30 | 20 | 15 | 103 |
| C 3 & 8 Partnership Strong Families | 21 | 21 | 14 | 17 | 80 |
| C 4 Clay - Kids First Florida | 12 | 11 | 13 | 3 | 33 |
| C 4 Family Support Svcs North Fla | 41 | 42 | 14 | 12 | 213 |
| C 5 Kids Central, Inc. | 8 | 14 | 3 | 2 | 18 |
| C 6 Eckerd Community Pinellas/Pasco | 46 | 34 | 39 | 20 | 115 |
| C 7 Community Partnership Children | 30 | 16 | 9 | 11 | 70 |
| C 7 St. Johns Family Integrity | 9 | 6 | 0 | 1 | 41 |
| C 9 & 18 CBC Central Fla (Combined) | 10 | 23 | 7 | 12 | 137 |
| C 10 Heartland for Children | 5 | 9 | 4 | 9 | 41 |
| C 11 & 16 Our Kids | 15 | 9 | 22 | 6 | 121 |
| C 12 Sarasota Safe Children Coalition | 15 | 4 | 4 | 2 | 23 |
| C 13 Eckerd Community Hillsborough | 28 | 21 | 28 | 13 | 141 |
| C 15 ChildNet Palm Beach | 14 | 13 | 13 | 18 | 64 |
| C 17 ChildNet Broward | 15 | 25 | 17 | 7 | 103 |
| C 18 Brevard Family Partnership | 9 | 3 | 3 | 4 | 57 |
| C 19 Communities Connected for Kids CBC | 2 | 6 | 17 | 16 | 77 |
| C 20 Children's Network of SW Fla | 12 | 8 | 9 | 7 | 88 |
| Statewide | 359 | 318 | 246 | 182 | 1567 |

Number of Children Whose Adoption Finalized More than 24 Months After Termination of Parental Rights

| Primary Agency | 2013-2014 2014-2015 2015-2016 2016-2017 2017-2018 | | | | | | | | | |
|---|---|-----------|-----------|-----------|-----------|-----------|-----------|-----------|-----------|-----------|
| | 2013-2014 | 2014-2015 | 2015-2016 | 2016-2017 | 2017-2018 | 2017-2018 | 2017-2018 | 2017-2018 | 2017-2018 | 2017-2018 |
| C 1 FamiliesFirst Network | 16 | 9 | 11 | 21 | 26 | | | | | |
| C 2 & 14 Big Bend CBC | 5 | 10 | 10 | 7 | 18 | | | | | |
| C 3 & 8 Partnership Strong Families | 6 | 3 | 5 | 6 | 6 | | | | | |
| C 4 Clay - Kids First Florida | 1 | 6 | 0 | 1 | 0 | | | | | |
| C 4 Family Support Svcs North Fla | 7 | 10 | 14 | 2 | 14 | | | | | |
| C 5 Kids Central, Inc. | 15 | 6 | 12 | 4 | 7 | | | | | |
| C 6 Eckerd Community Pinellas/Pasco | 28 | 36 | 12 | 17 | 29 | | | | | |
| C 7 Community Partnership Children | 12 | 4 | 7 | 3 | 10 | | | | | |
| C 7 St. Johns Family Integrity | 1 | 0 | 2 | 2 | 5 | | | | | |
| C 9 & 18 CBC Central Fla (Combined) | 20 | 11 | 11 | 11 | 24 | | | | | |
| C 10 Heartland for Children | 5 | 5 | 7 | 8 | 13 | | | | | |
| C 11 & 16 Our Kids | 53 | 31 | 54 | 21 | 23 | | | | | |
| C 12 Sarasota Safe Children Coalition | 8 | 15 | 11 | 2 | 6 | | | | | |
| C 13 Eckerd Community Hillsborough | 15 | 12 | 22 | 18 | 19 | | | | | |
| C 15 ChildNet Palm Beach | 9 | 9 | 10 | 5 | 4 | | | | | |
| C 17 ChildNet Broward | 6 | 18 | 10 | 13 | 12 | | | | | |
| C 18 Brevard Family Partnership | 10 | 3 | 8 | 1 | 5 | | | | | |
| C 19 Communities Connected for Kids CBC | 7 | 15 | 2 | 3 | 14 | | | | | |
| C 20 Children's Network of SW Fla | 4 | 3 | 16 | 4 | 9 | | | | | |
| Statewide | 228 | 206 | 224 | 149 | 244 | | | | | |

Appendix G

Number of Children Adopted Ages 14-17 Years Old

| Primary Agency | 2013-2014 | 2014-2015 | 2015-2016 | 2016-2017 | 2017-2018 |
|---|-----------|-----------|-----------|-----------|-----------|
| C 1 FamiliesFirst Network | 25 | 11 | 30 | 22 | 21 |
| C 2 & 14 Big Bend CBC | 14 | 20 | 33 | 22 | 20 |
| C 3 & 8 Partnership Strong Families | 10 | 17 | 11 | 11 | 13 |
| C 4 Clay - Kids First Florida | 2 | 3 | 3 | 2 | 6 |
| C 4 Family Support Svcs North Fla | 32 | 32 | 31 | 18 | 42 |
| C 5 Kids Central, Inc. | 31 | 12 | 18 | 21 | 18 |
| C 6 Eckerd Community Pinellas/Pasco | 22 | 48 | 19 | 29 | 26 |
| C 7 Community Partnership Children | 13 | 17 | 11 | 16 | 16 |
| C 7 St. Johns Family Integrity | 8 | 2 | 2 | 3 | 8 |
| C 9 CBC Central Fla Orange-Osceola | 23 | 27 | 11 | 21 | 21 |
| C 10 Heartland for Children | 13 | 12 | 11 | 19 | 4 |
| C 11 & 16 Our Kids | 22 | 16 | 21 | 21 | 10 |
| C 12 Sarasota Safe Children Coalition | 11 | 19 | 10 | 6 | 16 |
| C 13 Eckerd Community Hillsborough | 28 | 15 | 36 | 30 | 32 |
| C 15 ChildNet Palm Beach | 12 | 6 | 18 | 17 | 16 |
| C 17 ChildNet Broward | 6 | 18 | 16 | 14 | 15 |
| C 18 Brevard Family Partnership | 3 | 9 | 4 | 4 | 18 |
| C 19 Communities Connected for Kids CBC | 4 | 17 | 12 | 14 | 10 |
| C 20 Children's Network of SW Fla | 9 | 15 | 18 | 9 | 11 |
| Statewide | 288 | 316 | 316 | 300 | 324 |

Number of Adopted Children who were Placed in a Group Home for a Minimum of 30 Days Within the Year Preceding Placement for Adoption

| Primary Agency | 2013-2014 | 2014-2015 | 2015-2016 | 2016-2017 | 2017-2018 |
|--|-----------|-----------|-----------|-----------|-----------|
| C 1 FamiliesFirst Network | 8 | 6 | 4 | 8 | 23 |
| C 2 & 14 Big Bend CBC | 2 | 11 | 17 | 7 | 17 |
| C 3 & 8 Partnership Strong Families | 1 | 0 | 1 | 3 | 7 |
| C 4 Clay - Kids First Florida | 1 | 1 | 0 | 3 | 3 |
| C 4 Family Support Svcs North Fla | 7 | 12 | 9 | 1 | 15 |
| C 5 Kids Central, Inc. | 7 | 7 | 6 | 2 | 5 |
| C 6 Eckerd Community Pinellas/Pasco | 26 | 20 | 1 | 5 | 6 |
| C 7 Community Partnership Children | 7 | 5 | 2 | 5 | 4 |
| C 7 St. Johns Family Integrity | 0 | 1 | 0 | 0 | 8 |
| C 9 & 18 CBC Central Fla (Combined) | 6 | 2 | 4 | 8 | 20 |
| C 10 Heartland for Children | 4 | 3 | 5 | 6 | 8 |
| C 11 & 16 Our Kids | 10 | 9 | 19 | 15 | 14 |
| C 12 Sarasota Safe Children Coalition | 10 | 15 | 2 | 11 | 9 |
| C 13 Eckerd Community Hillsborough | 16 | 7 | 11 | 9 | 24 |
| C 15 ChildNet Palm Beach | 3 | 6 | 12 | 11 | 3 |
| C 17 ChildNet Broward | 0 | 1 | 2 | 4 | 6 |
| C 18 Brevard Family Partnership | 1 | 1 | 1 | 1 | 3 |
| C 19 Communities Connected for Kids CI | 4 | 0 | 10 | 6 | 12 |
| C 20 Children's Network of SW Fla | 3 | 1 | 5 | 2 | 3 |
| Statewide | 116 | 108 | 111 | 107 | 190 |





ANNUAL ADOPTION SURVEY

July 2017 – June 2018

Appendix I to:

Adoption Incentive Annual Report

Department of Children and Families

Office of Child Welfare

November 15, 2018

Rebeca Kapusta

Interim Secretary

Rick Scott

Governor



Faint, illegible text or a title located below the seal.

Faint, illegible text or a title located below the first block of text.

Faint, illegible text or a title located below the second block of text.

Faint, illegible text or a title located below the third block of text.

Faint, illegible text or a title located below the fourth block of text.

Faint, illegible text or a title located below the fifth block of text.

Faint, illegible text or a title located below the sixth block of text.

Faint, illegible text or a title located below the seventh block of text.

Faint, illegible text or a title located below the eighth block of text.

Faint, illegible text or a title located below the ninth block of text.

Faint, illegible text or a title located below the tenth block of text.

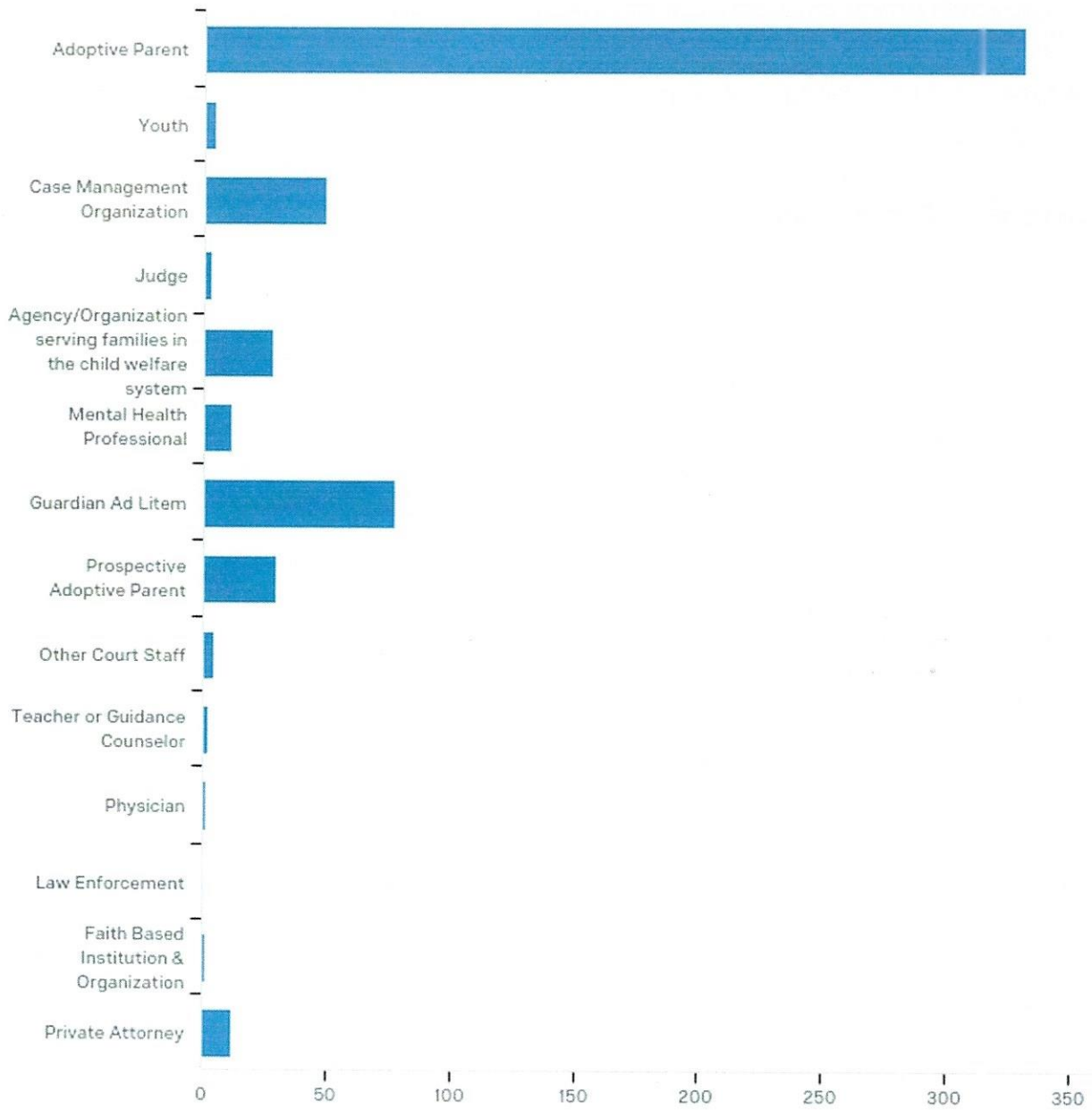
Introduction

In an effort to improve, the Department of Children and Families is soliciting your feedback through the Annual Adoption Survey. Your perspectives, input and support are critical to the continued growth of our child welfare system.

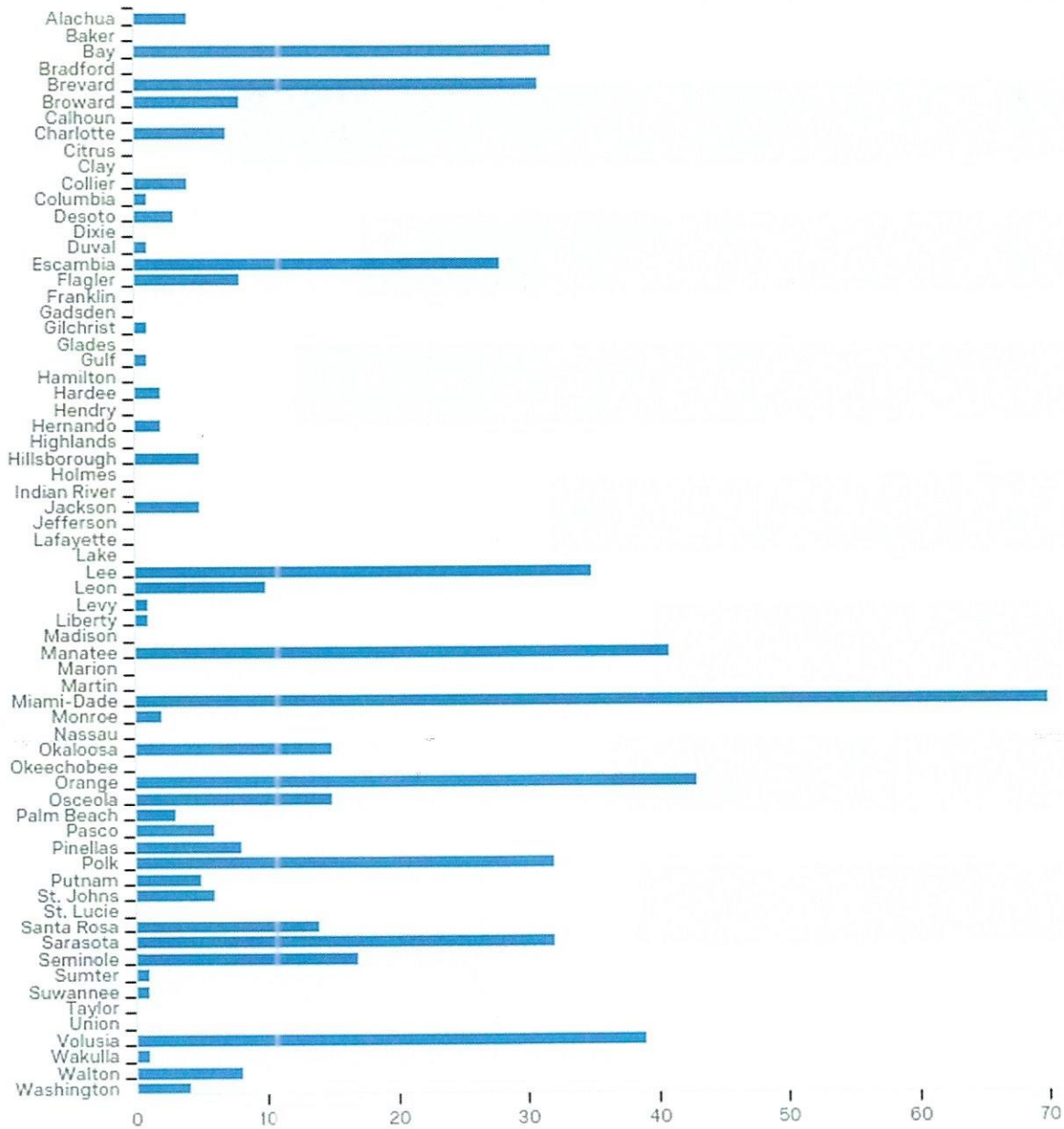
The Annual Adoption Survey should take approximately **7 minutes** to complete. Responses to this survey are anonymous.

Thank you in advance for your response.

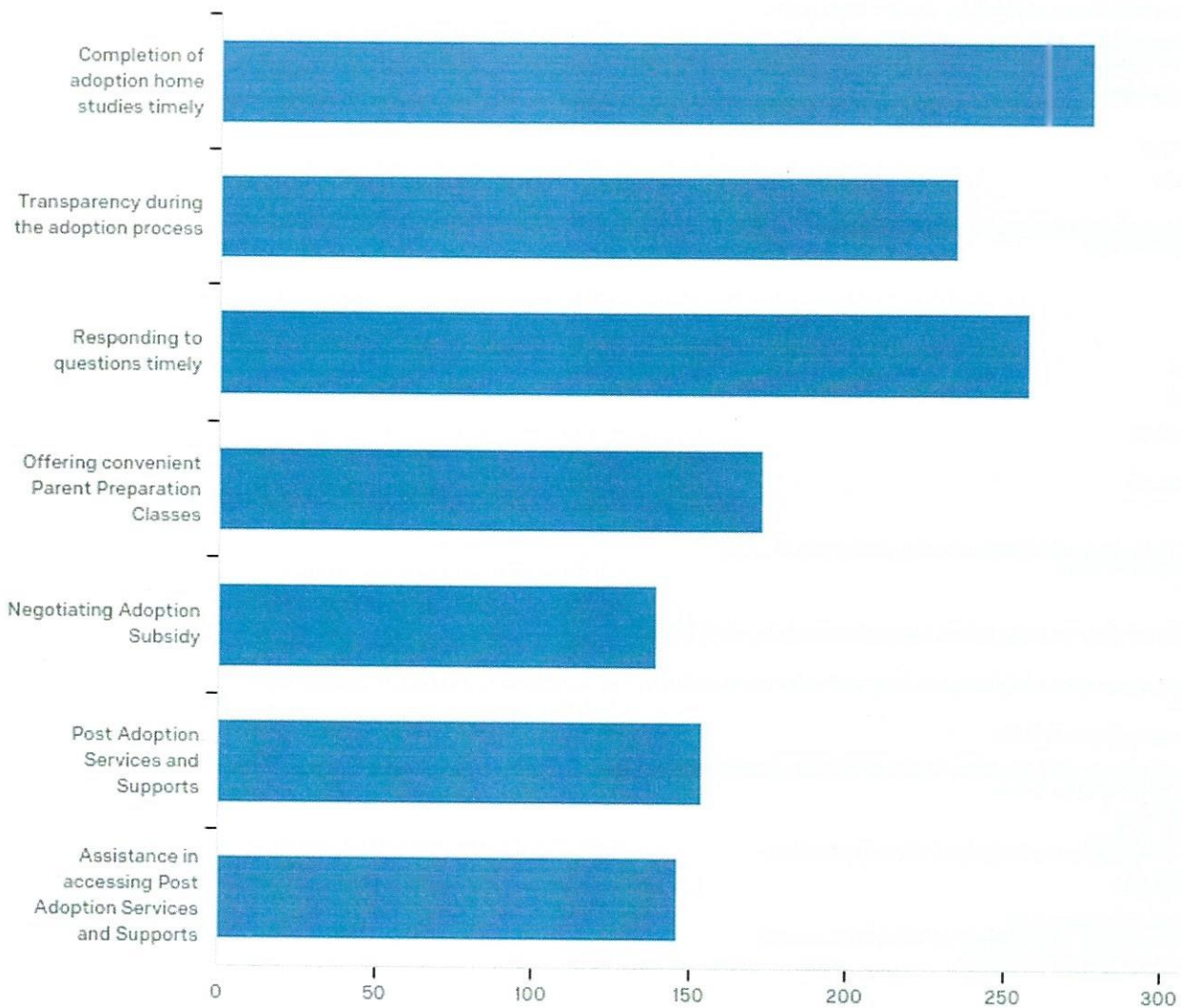
Please select your primary involvement in the adoption process, if any:



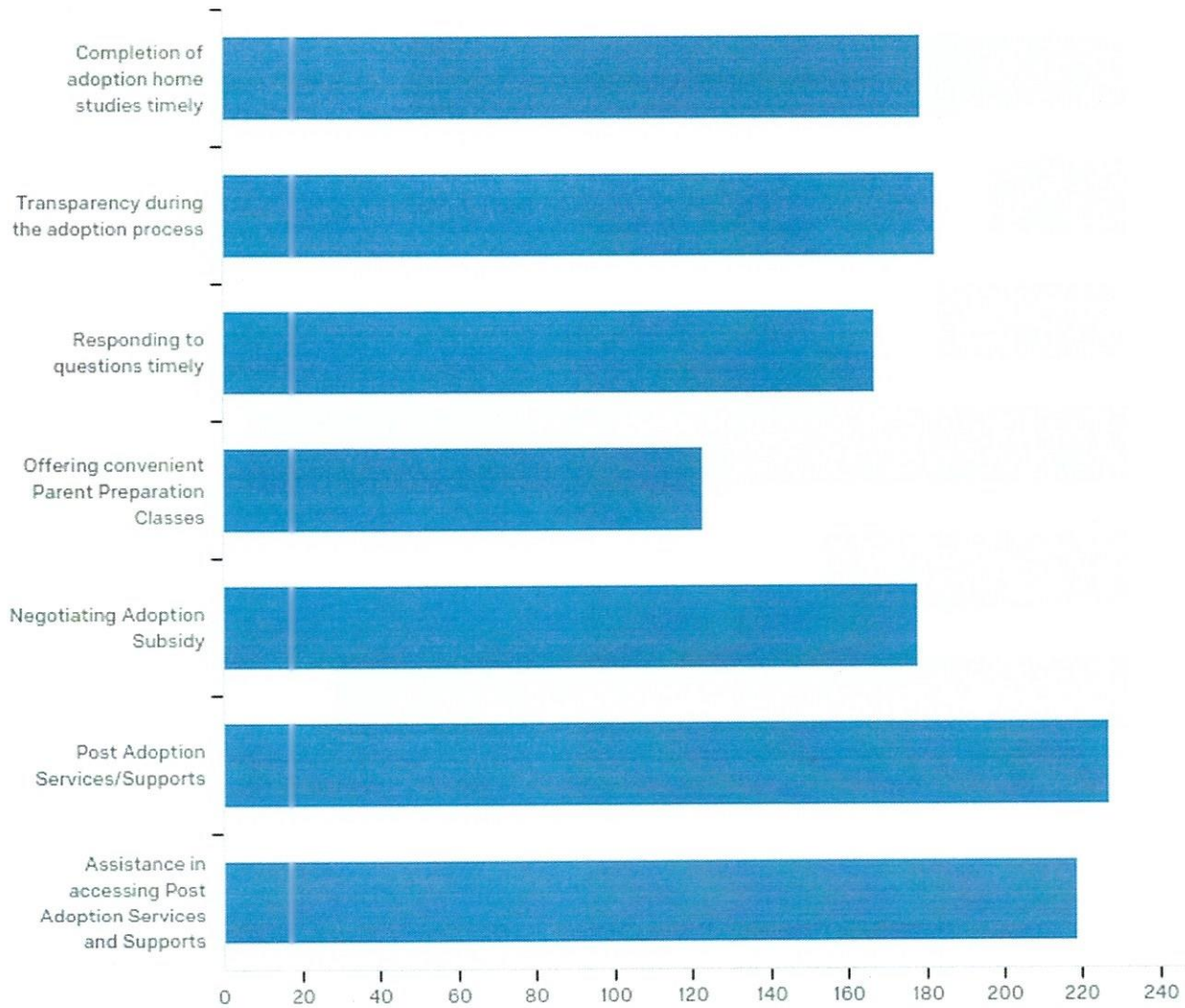
What is the primary county you work in or worked with during your adoption process?



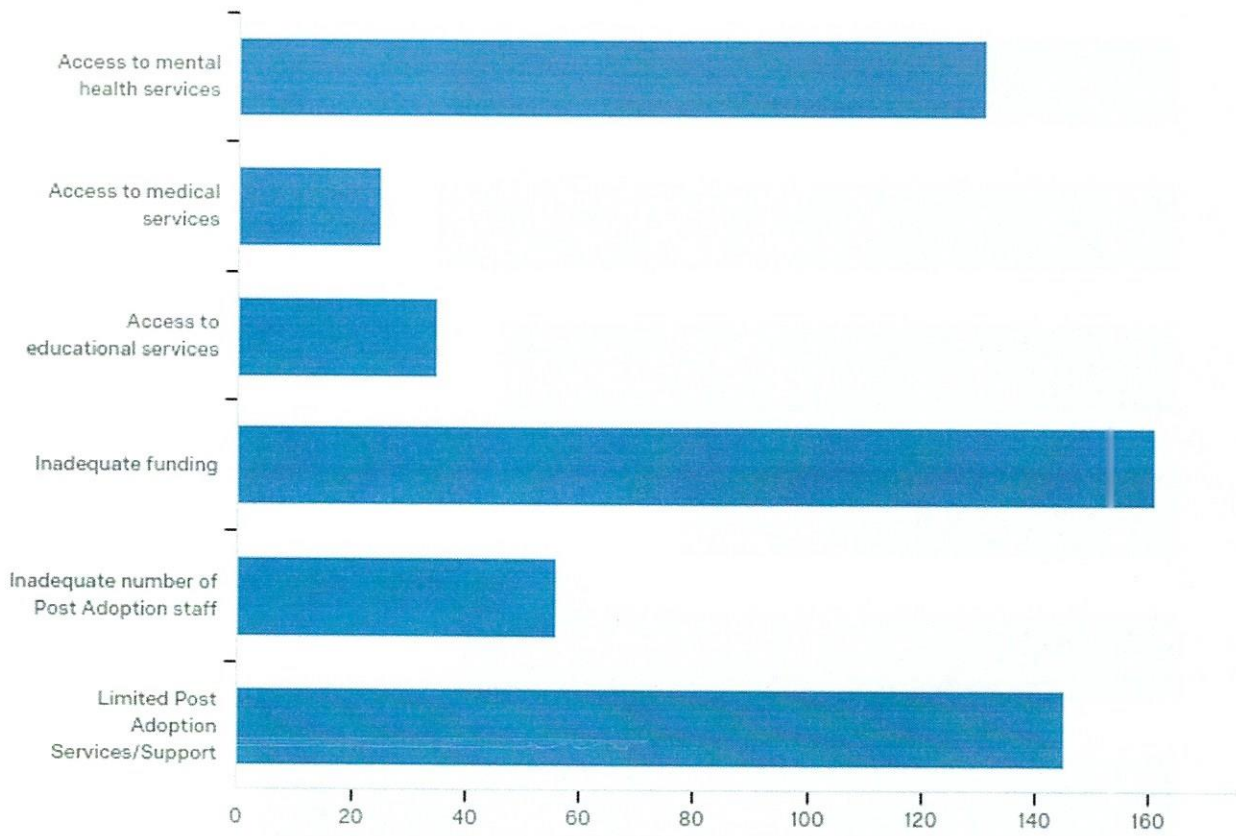
What area(s) does your lead Community Based Care Agency and/or Case Management Organization Agency excel in? Please select all that apply.



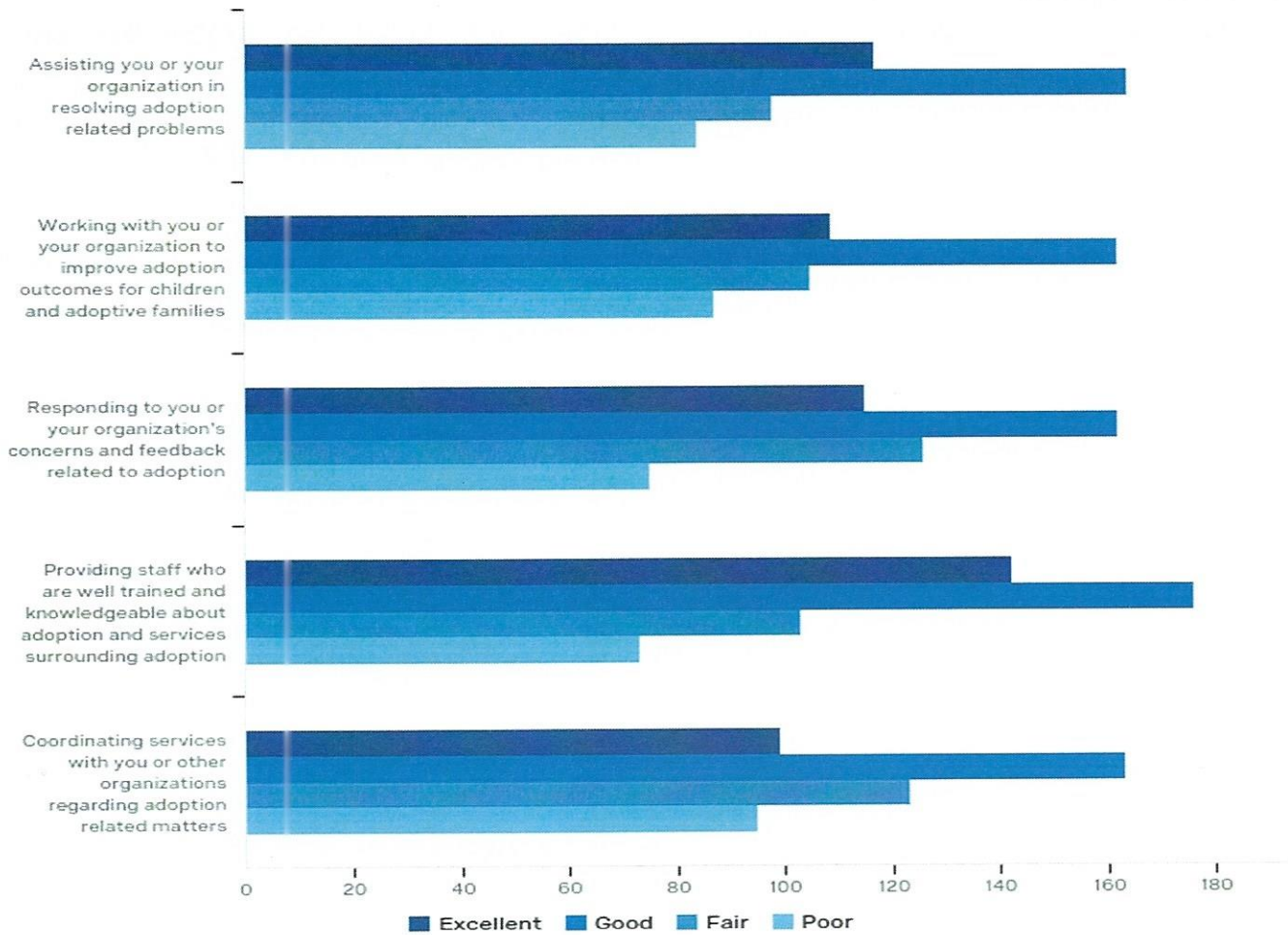
What area(s) does your lead Community Based Care Agency and/or Case Management Organization Agency need to improve in? Please select all that apply.



What do you believe is the number one challenge affecting the stability and well-being of Florida's adoptive children?



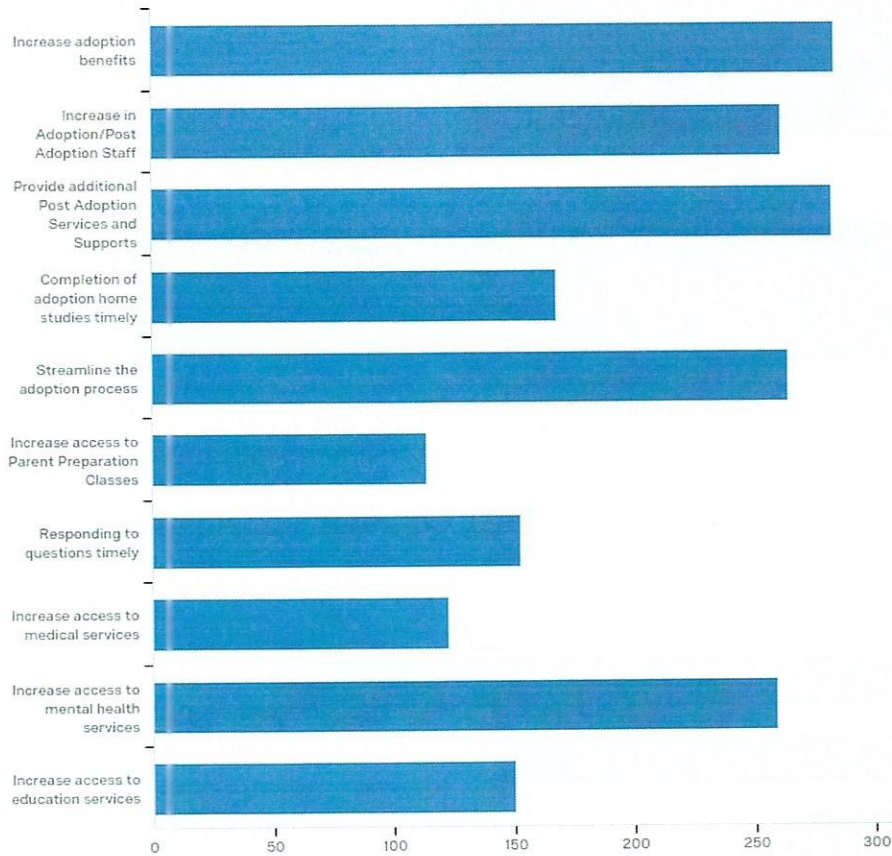
Based on your experience during the last 12 months, please rate the quality and timeliness of the following:



| # | Question | Excellent | Good | Fair | Poor | Total |
|---|---|------------|------------|------------|-----------|-------|
| 1 | Assisting you or your organization in resolving adoption related problems | 25.27% 117 | 35.42% 164 | 21.17% 98 | 18.14% 84 | 463 |
| 2 | Working with you or your organization to improve adoption outcomes for children and adoptive families | 23.54% 109 | 34.99% 162 | 22.68% 105 | 18.79% 87 | 463 |
| 3 | Responding to you or your organization's concerns and feedback related to adoption | 24.06% 115 | 33.89% 162 | 26.36% 126 | 15.69% 75 | 478 |

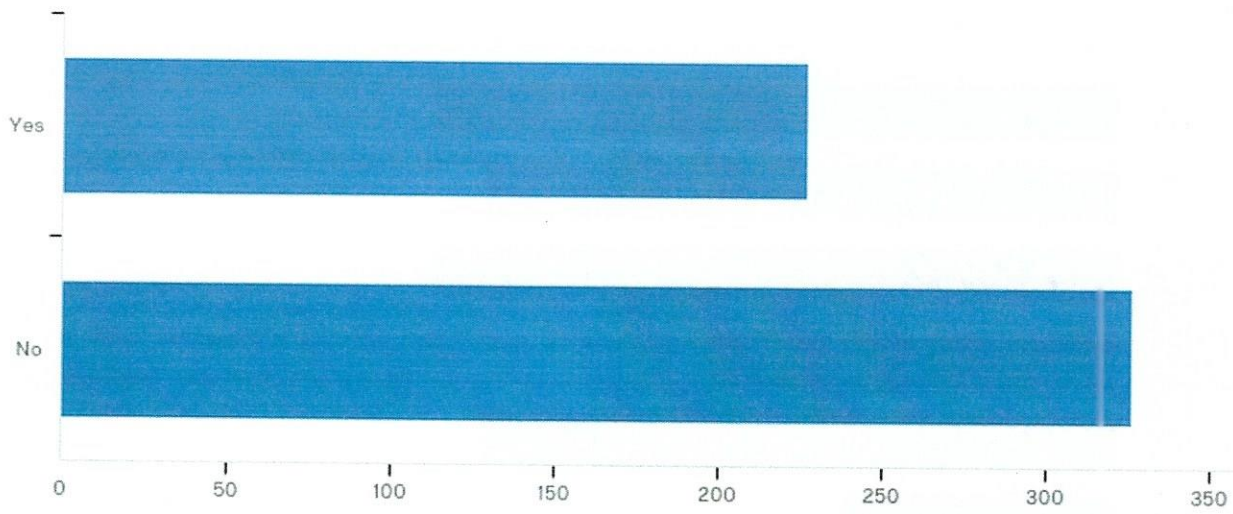
| | | | | | | | | | | |
|---|---|--------|-----|--------|-----|--------|-----|--------|----|-----|
| 4 | Providing staff who are well trained and knowledgeable about adoption and services surrounding adoption | 28.74% | 142 | 35.63% | 176 | 20.85% | 103 | 14.78% | 73 | 494 |
| 5 | Coordinating services with you or other organizations regarding adoption related matters | 20.63% | 99 | 33.96% | 163 | 25.62% | 123 | 19.79% | 95 | 480 |

In what way can the state of Florida improve their adoption service delivery? Please select all that apply.

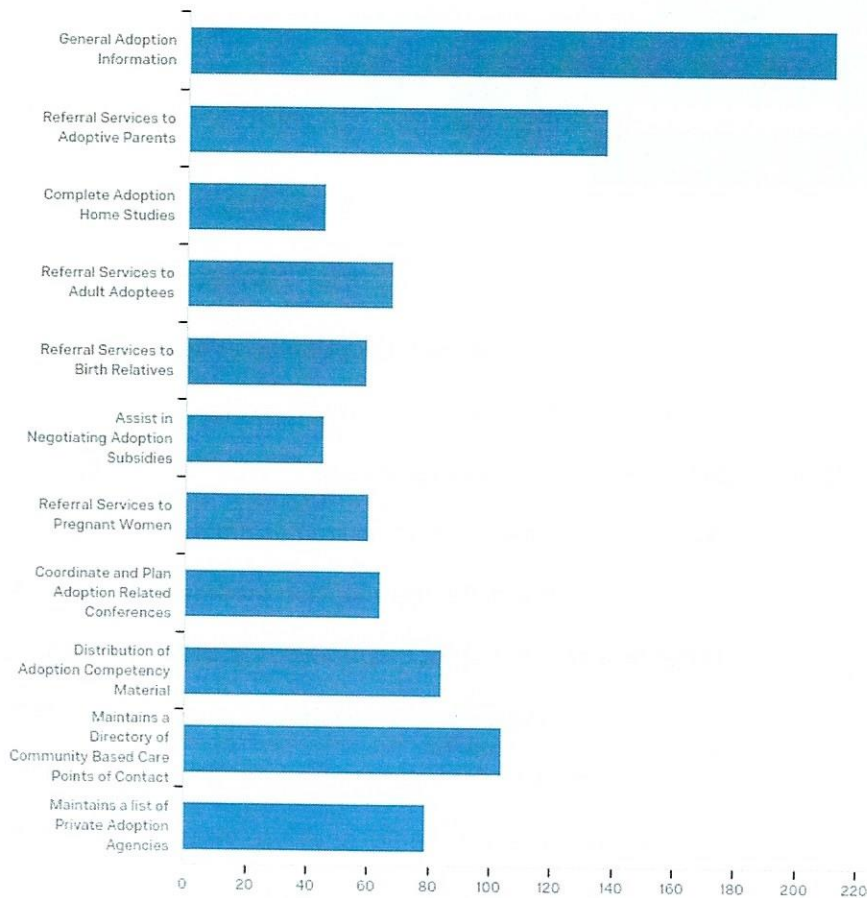


| # | Answer | % | Count |
|----|--|--------|-------|
| 1 | Increase adoption benefits | 13.79% | 284 |
| 2 | Increase in Adoption/Post Adoption Staff | 12.72% | 262 |
| 3 | Provide additional Post Adoption Services and Supports | 13.74% | 283 |
| 4 | Completion of adoption home studies timely | 8.16% | 168 |
| 5 | Streamline the adoption process | 12.82% | 264 |
| 6 | Increase access to Parent Preparation Classes | 5.53% | 114 |
| 7 | Responding to questions timely | 7.43% | 153 |
| 8 | Increase access to medical services | 5.97% | 123 |
| 9 | Increase access to mental health services | 12.57% | 259 |
| 10 | Increase access to education services | 7.28% | 150 |
| | Total | 100% | 2060 |

Are you aware that the State of Florida has an Adoption Information Center?



Based on the knowledge, what services does Florida's Adoption Information Center offer? Please select all that apply.





POST COMMUNICATION SURVEY

Appendix J to:

Adoption Incentive Annual Report

Department of Children and Families

Office of Child Welfare

November 15, 2018

Rebecca Kapusta

Interim Secretary

Rick Scott

Governor

| # | Answer | % | Count |
|----|---|--------|-------|
| 7 | Referral Services to Pregnant Women | 6.28% | 60 |
| 5 | Referral Services to Birth Relatives | 6.17% | 59 |
| 4 | Referral Services to Adult Adoptees | 7.01% | 67 |
| 2 | Referral Services to Adoptive Parents | 14.33% | 137 |
| 11 | Maintains a list of Private Adoption Agencies | 8.26% | 79 |
| 10 | Maintains a Directory of Community Based Care Points of Contact | 10.88% | 104 |
| 1 | General Adoption Information | 22.18% | 212 |
| 9 | Distribution of Adoption Competency Material | 8.79% | 84 |
| 8 | Coordinate and Plan Adoption Related Conferences | 6.69% | 64 |
| 3 | Complete Adoption Home Studies | 4.71% | 45 |
| 6 | Assist in Negotiating Adoption Subsidies | 4.71% | 45 |
| | Total | 100% | 956 |

Florida's Adoption Information Center provides adoption information and referral services to adoptive parents, adult adoptees, birth relatives, pregnant women and professionals. Please visit the Adoption Information Center at adoptflorida.com or contact them at 1-800-96-Adopt.

Thank you for participating in this survey.

Introduction

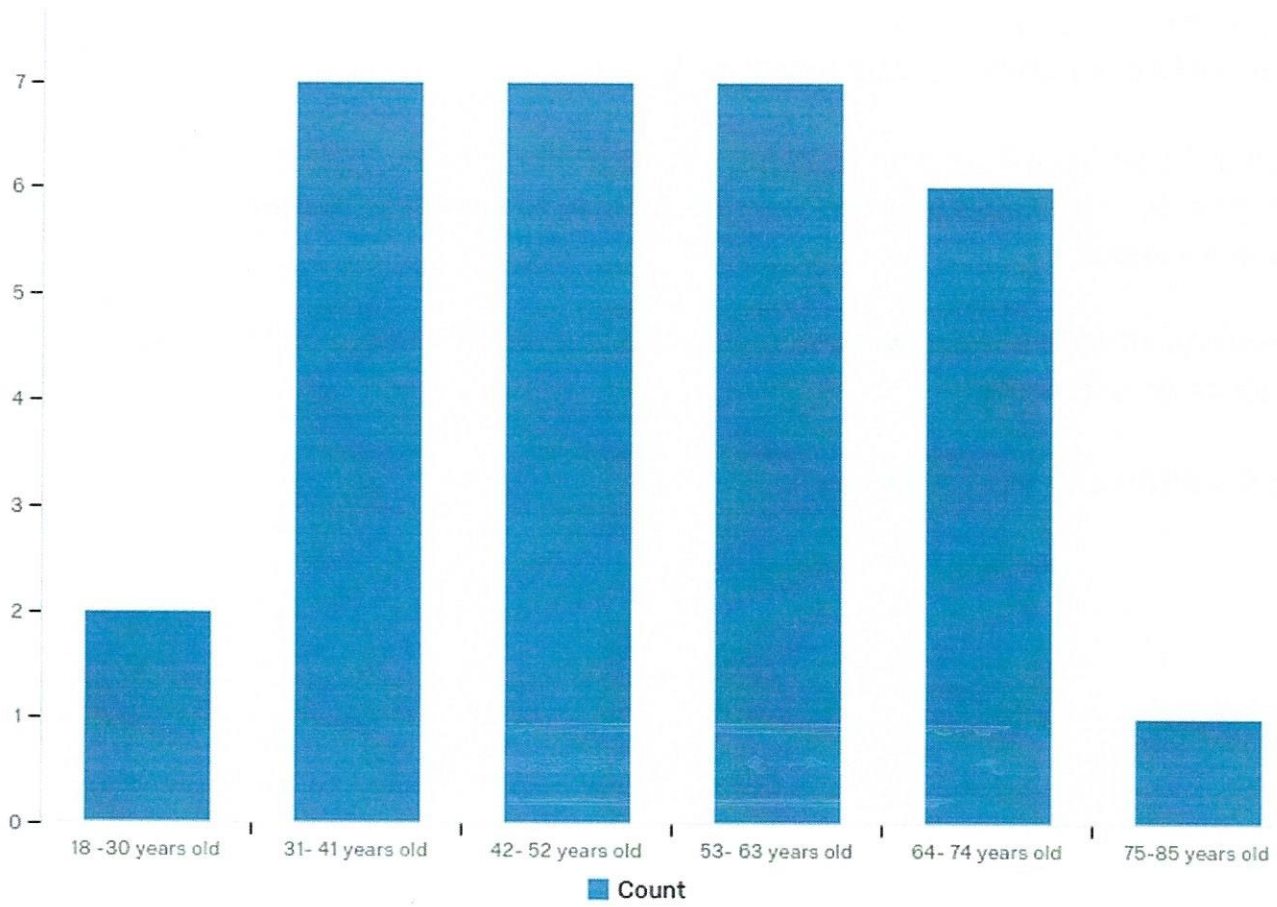
In order to assess the quality and quantity of our post adoption programs, we need to hear from our adoptive parents who are the true customers of post adoption services. Post adoption services include all services and staff available to assist you as an adoptive parent and your adopted child, until the child turns age 18.

Please help us by taking a little time to answer the questions below. The Post Adoption Communication Survey should take less than **15 minutes** to complete. Responses to this survey are anonymous.

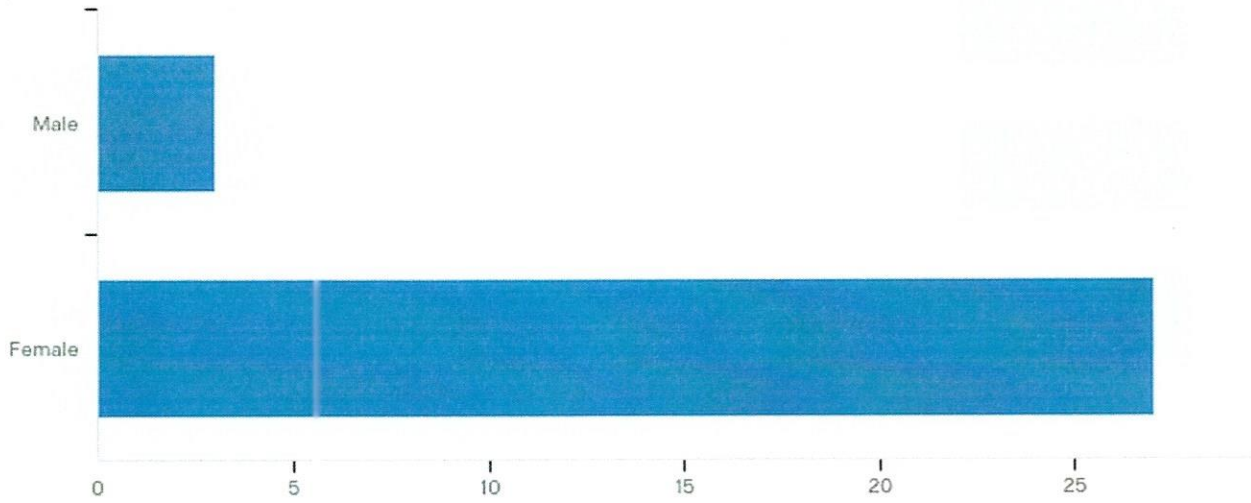
We very much want to hear from you and appreciate your input. Please call 1-800-96-ADOPT if you have questions.

Thank you in advance for your response.


A.1 Please indicate your current age range:



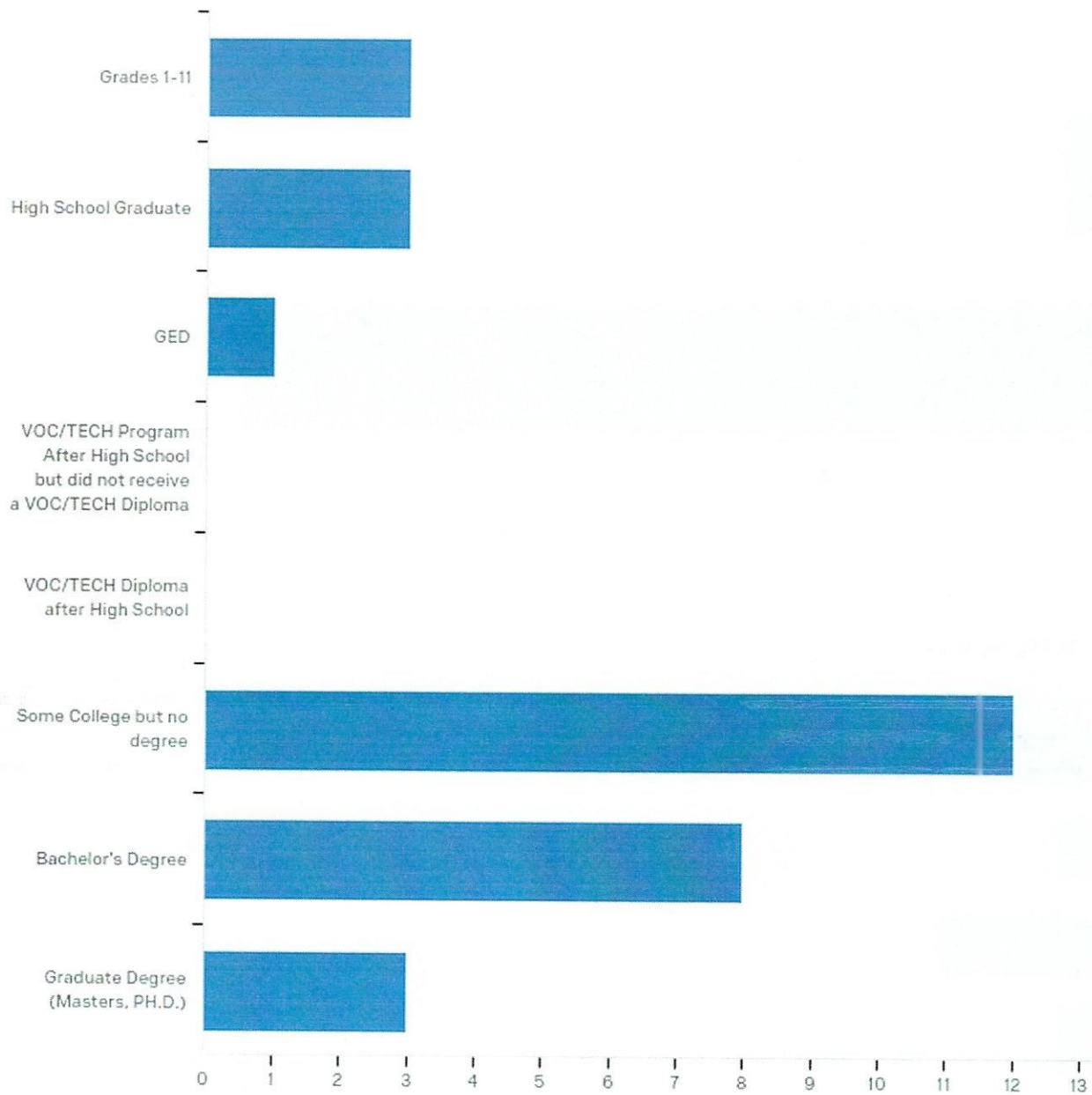
A.2 Please indicate your gender.



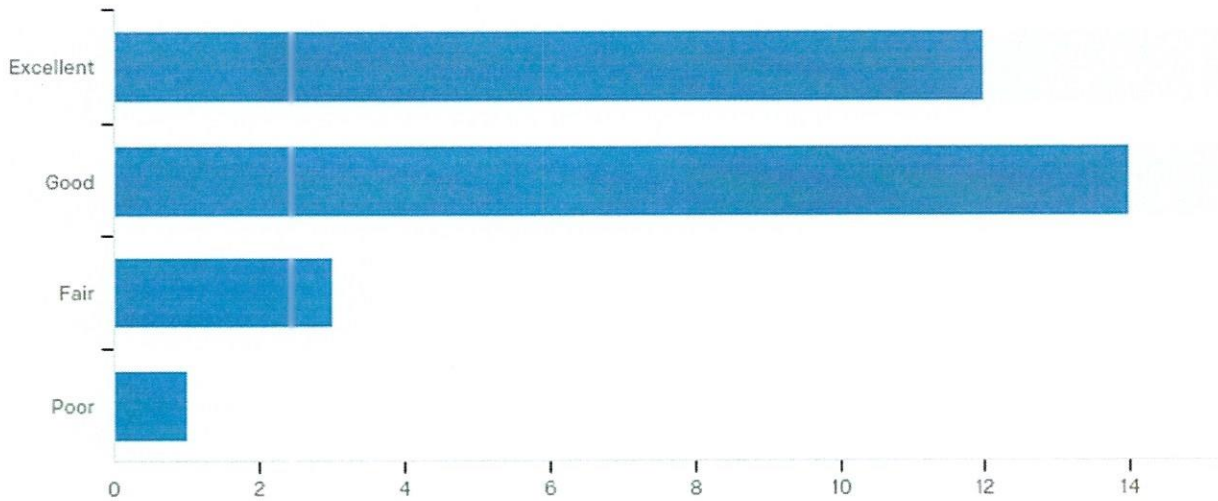
A3. Are you currently ...



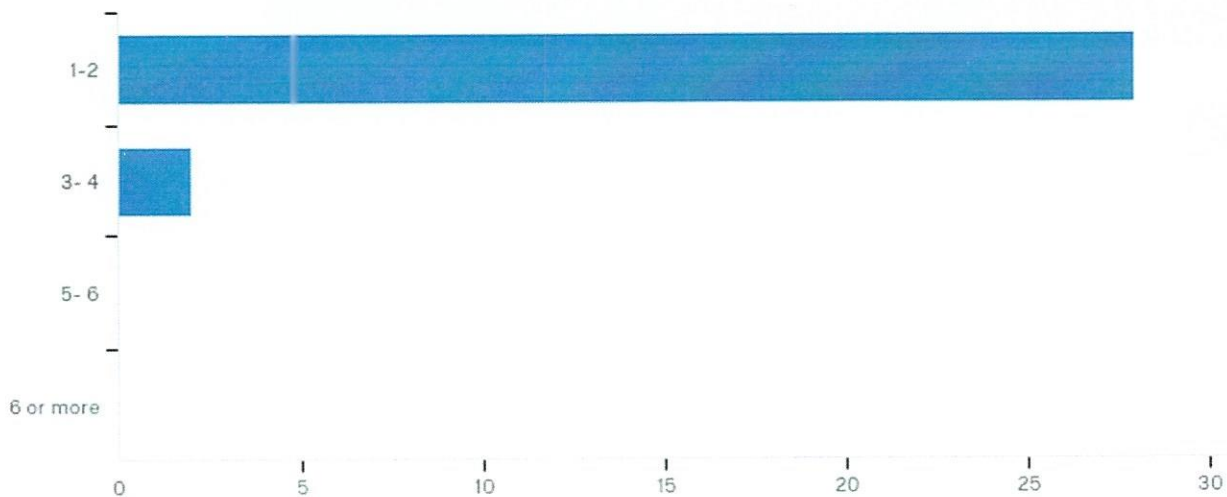
A5. What is the highest level of schooling you have completed?



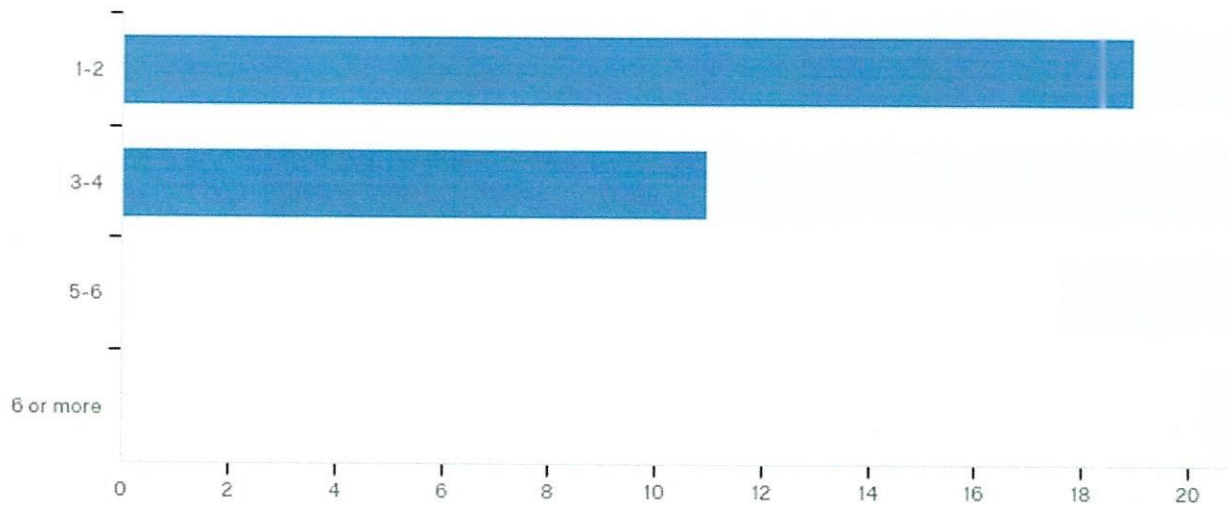
A6. In general, how would you describe your physical health? Would you say it is ...



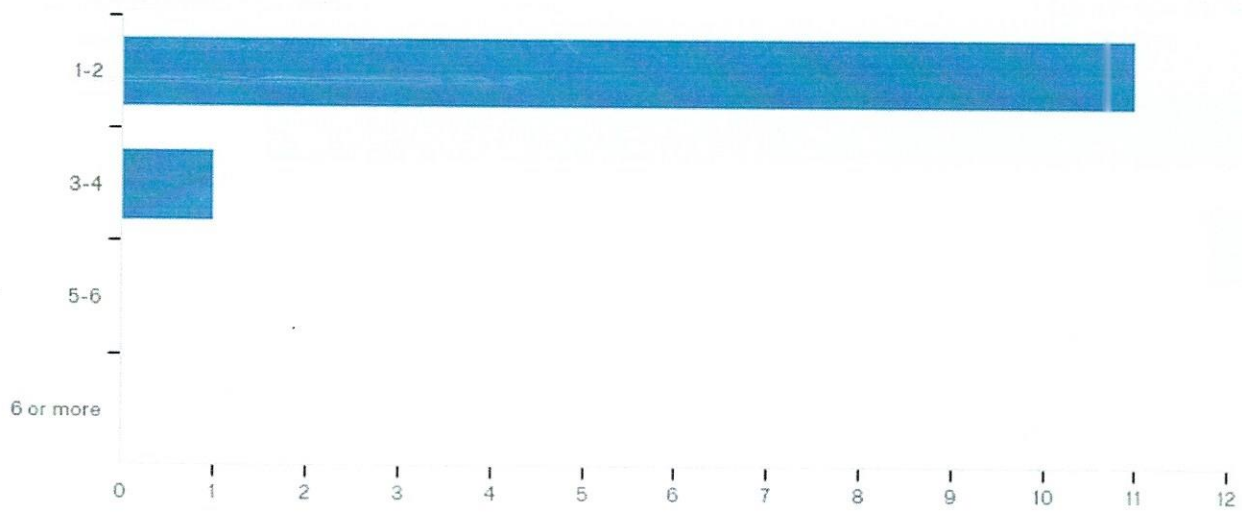
B1. Please indicate how many adults age 18 and older, including yourself, currently reside in your household?



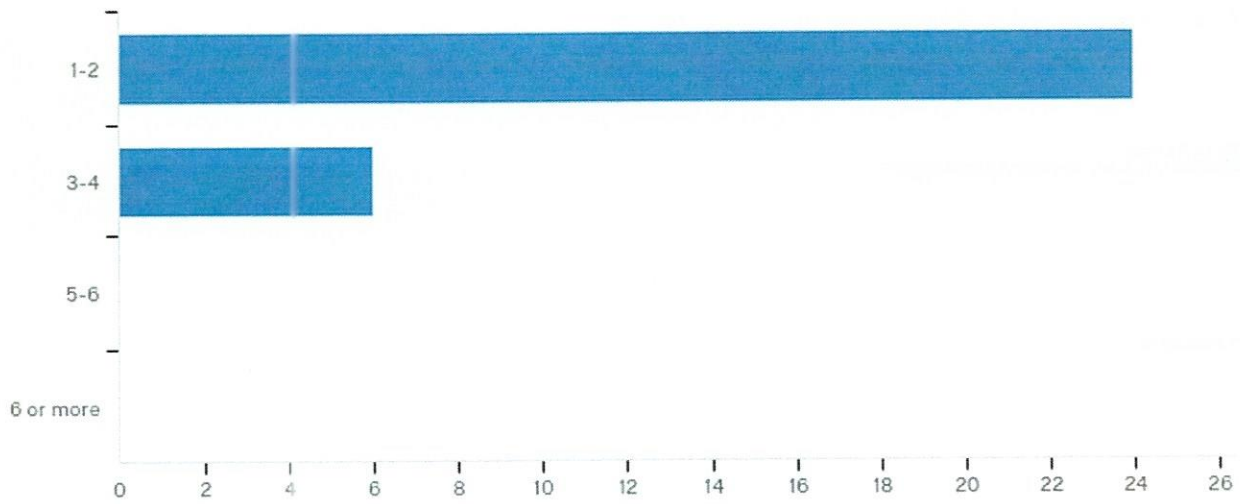
B2. Please indicate how many children (under age 18) currently reside in your home?



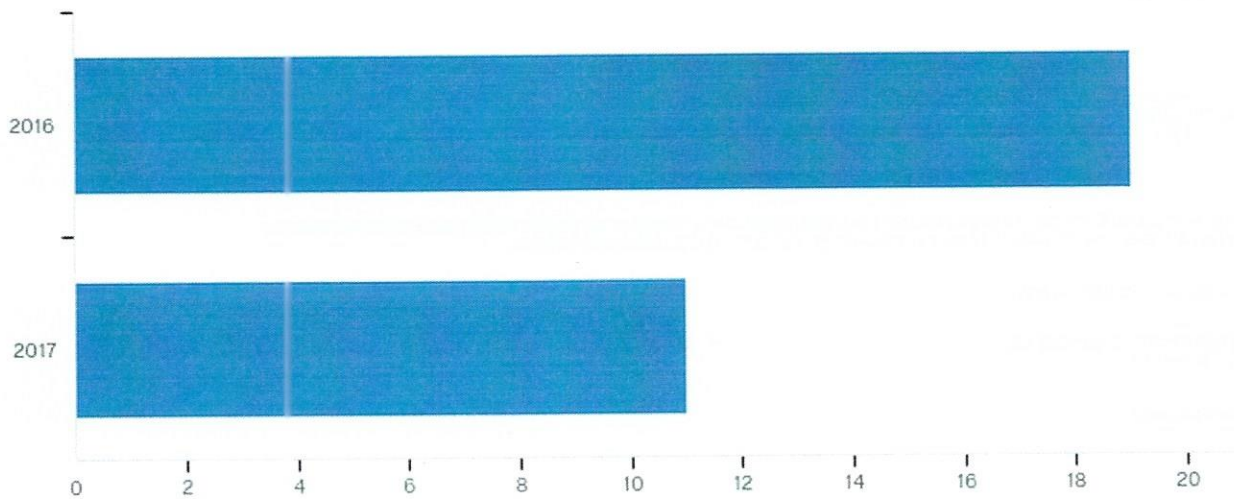
B3. Of the children living in your home, how many are your biological children?



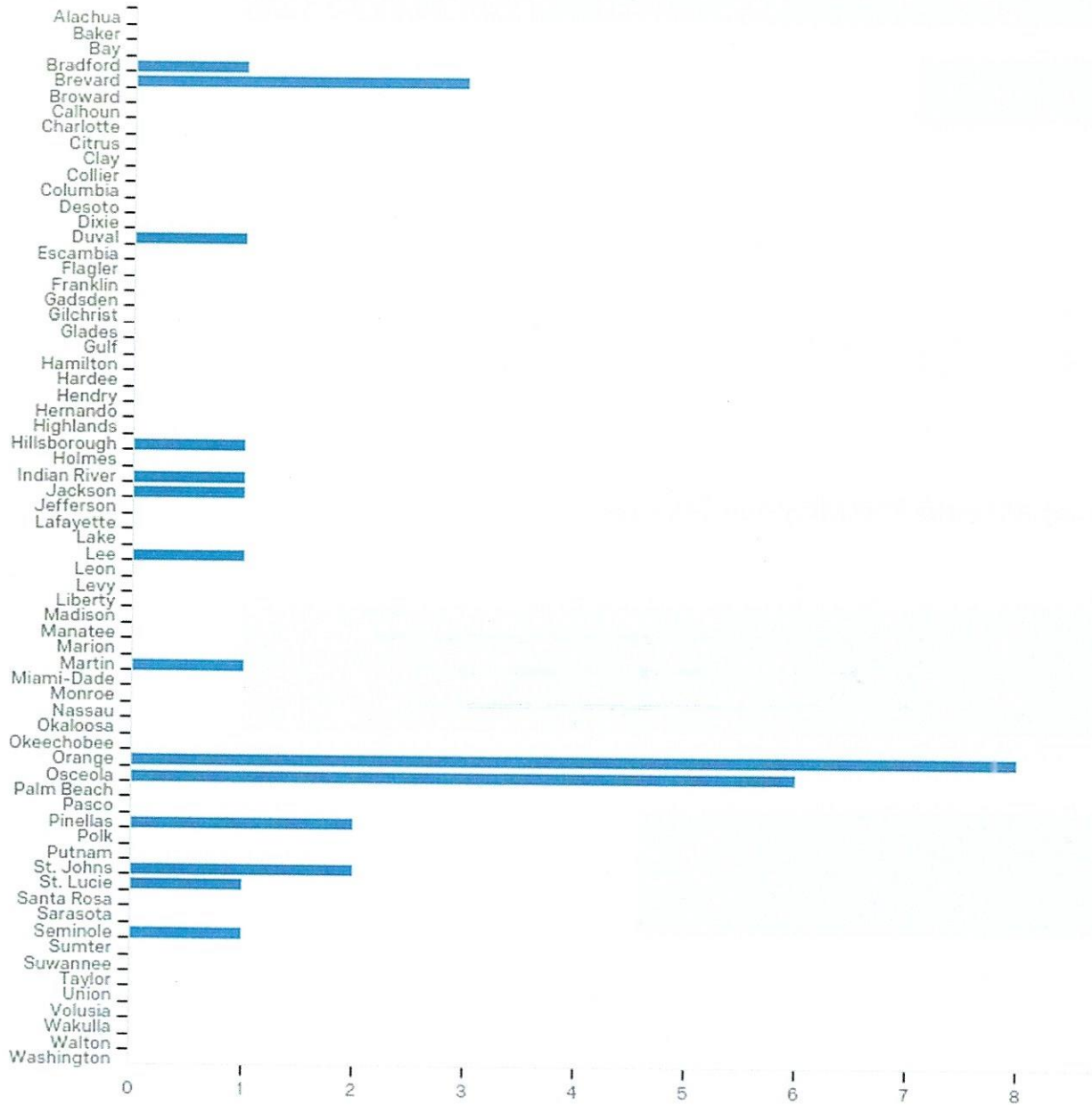
B4. Of the children living in your home, how many were adopted?



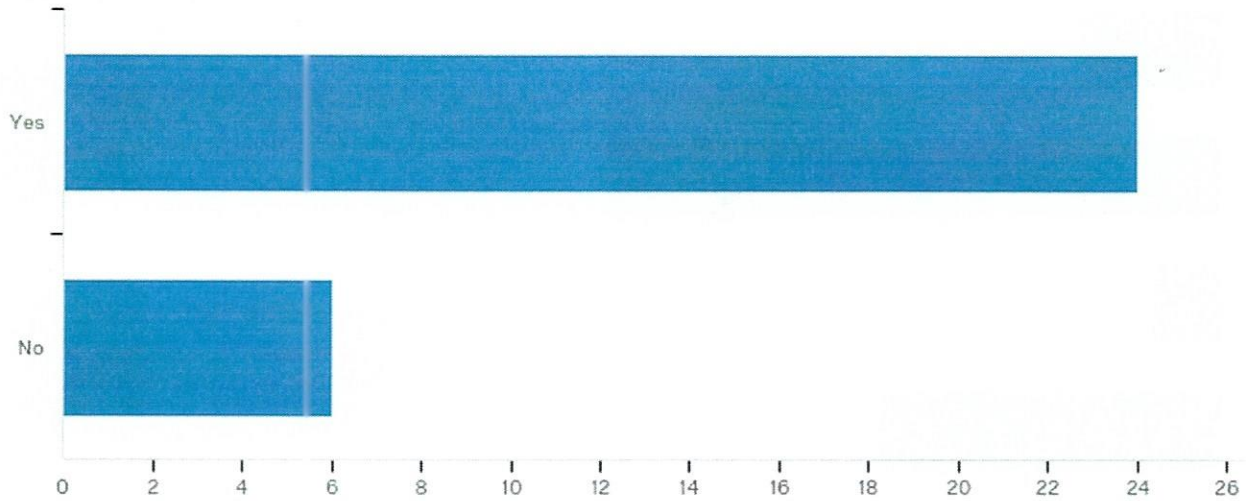
C1. In what year did your first adoption finalize?



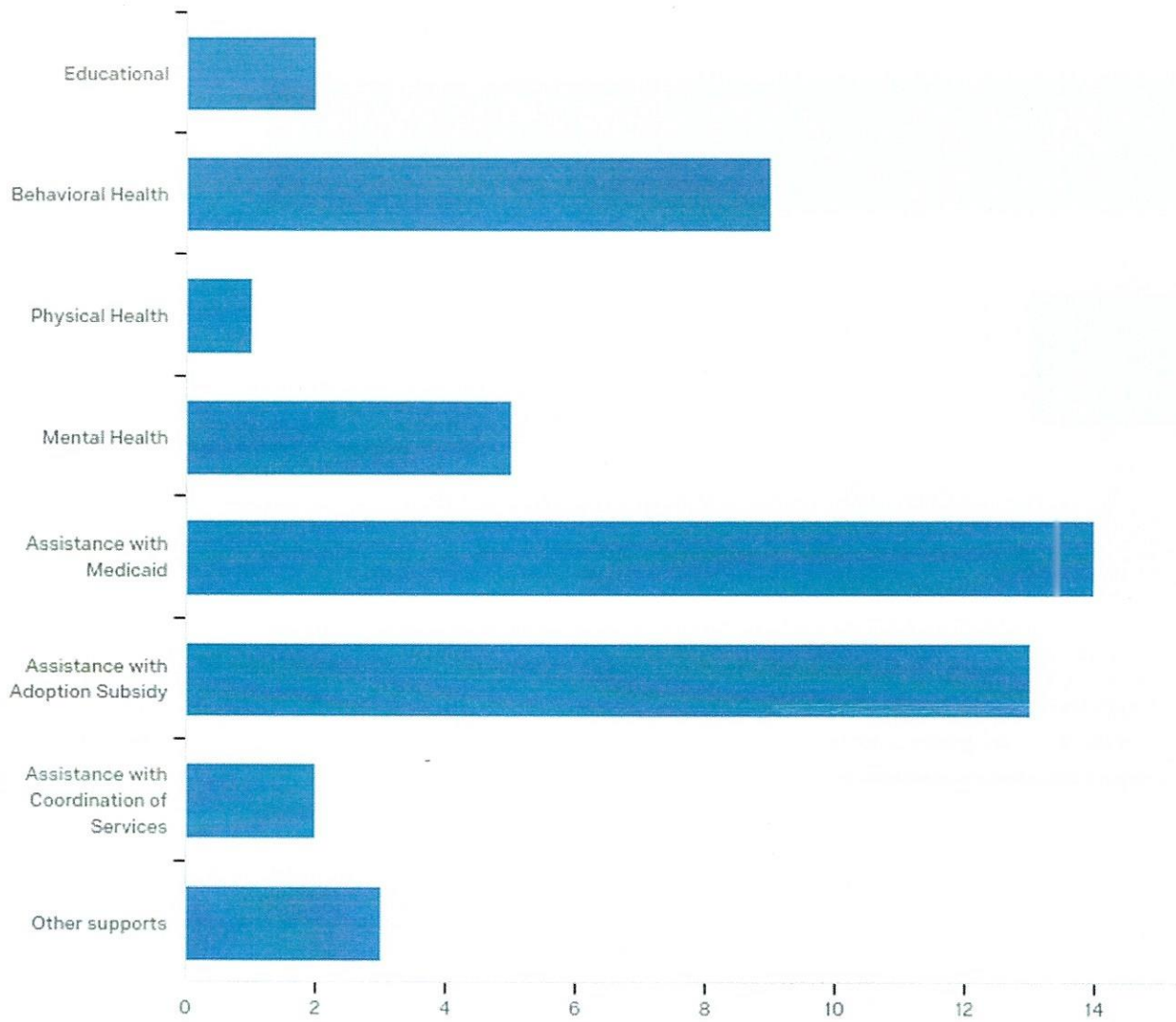
C3. In what county did you finalize your Adoption



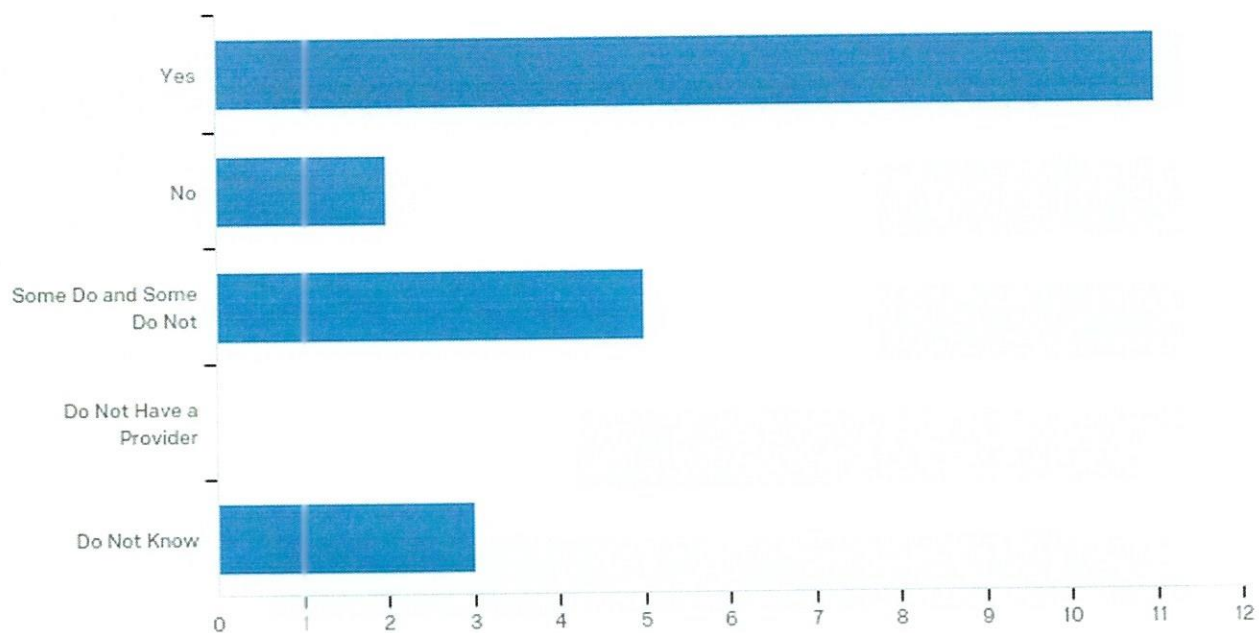
C.4 Has your family received Post Adoption Services/Supports since finalization?



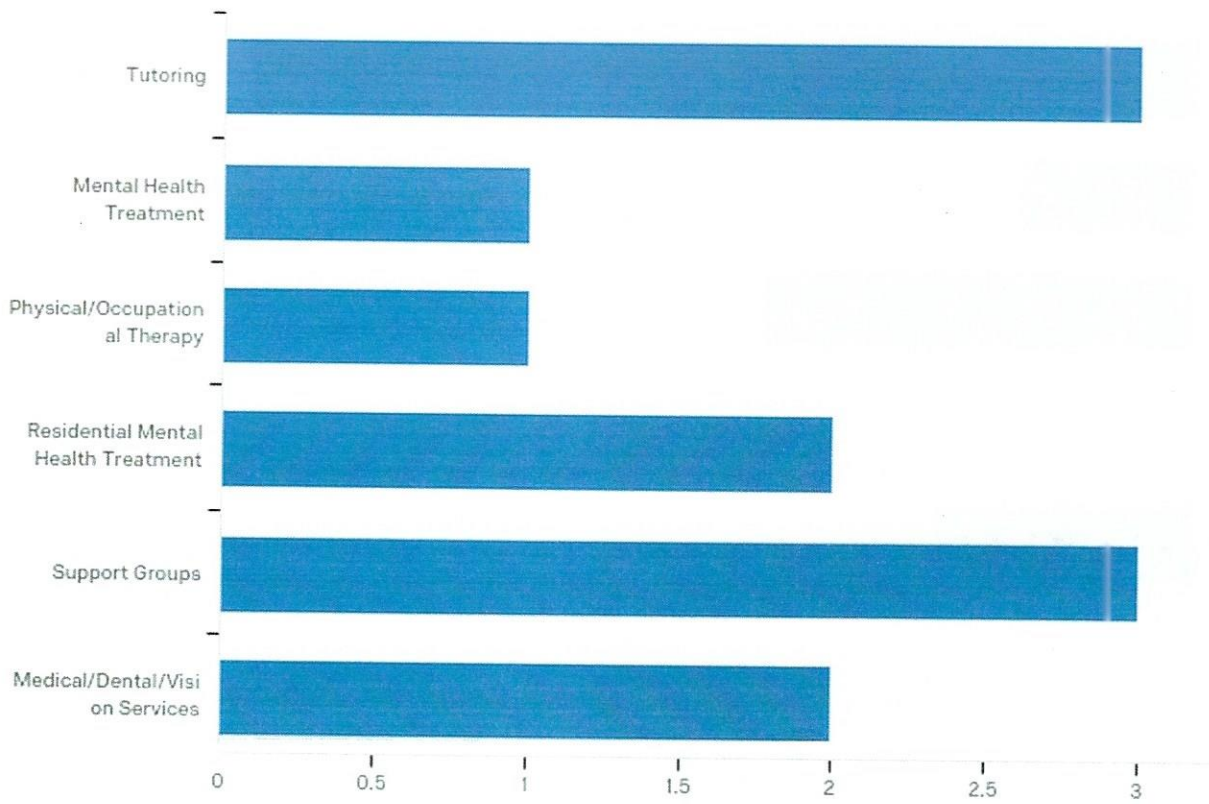
C5. What type of Post Adoption Services has your family received. Please select all that apply.



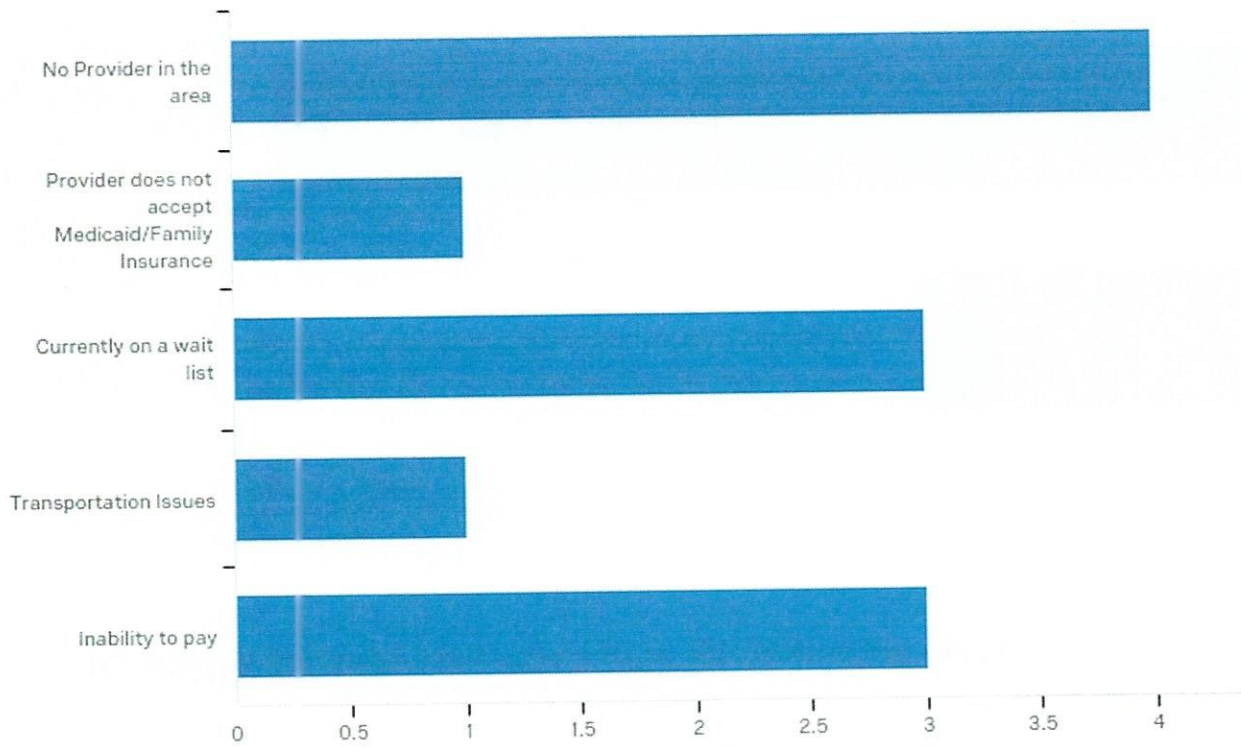
C6. Do you feel the providers of the Post Adoption Services understood the issues that your adopted child and family have related to adoption?



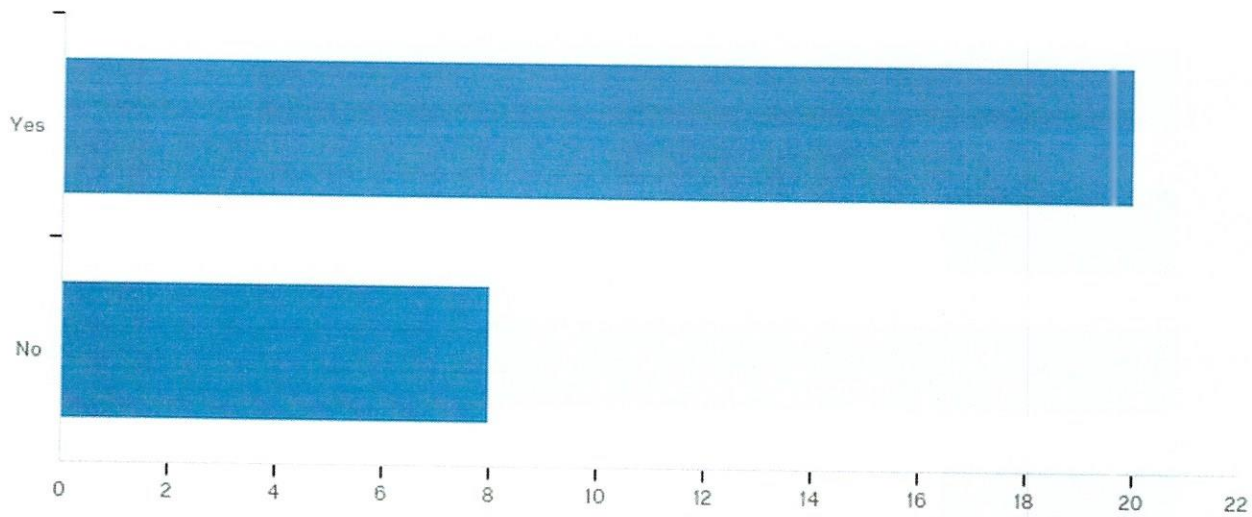
C7. What services have you tried to access but are unable to receive? Please select all that apply.




**C8. A service my child and/or my family needs is unavailable because of the following:
Please select all that apply.**



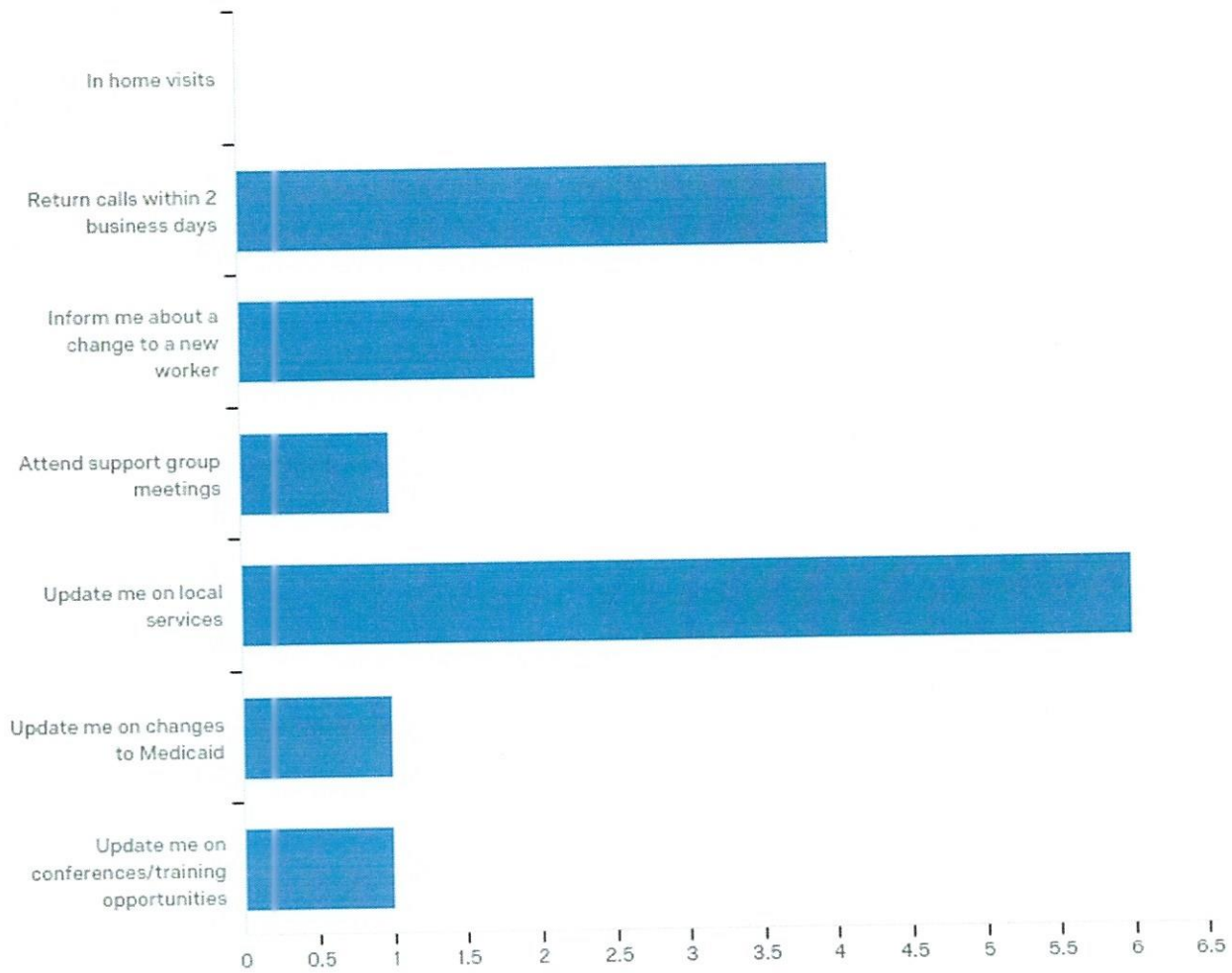
D1. Do you feel comfortable asking your Post Adoption Worker for additional help/assistance?



D2. Please indicate why you are uncomfortable asking your Post Adoption Worker for additional help/assistance?



D 3. Is there a service or support that you want your post adoption worker to provide that is currently not being provided? Please select all that apply.





NOTICE OF FILING

| | |
|--|---|
| Reporting Agency: | Department of Children and Families |
| Recipient Agency: | Governor Speaker of the House of Representatives President of the Senate |
| Subject: | Annual Report for Adoption Incentive Program which is intended to improve the achievement of permanency, stability, and well-being for children residing in foster care through the implementation of an incentive program aimed at community-based care lead agency performance around adoption. |
| Report Due Date: | November 15, 2018 |
| Statutory Requirement: | s. 409.1662(4), F.S. |
| Abstract: | This report provides detail of the statutorily mandated baseline assessment, additional Department driven analysis of adoption trends, and a description of the four (4) adoption indicators which will be incentivized for FY 2018-2019. |
| <p>Copies of this report may be obtained by contacting Courtney Smith at (850) 717-4660 or Courtney.Smith@myflfamilies.com. Lawful recipients will not be charged for copies. Charges for copies requested by others will conform to requirements of Department of Children and Families CFOP 15-9, Requests for Public Records.</p> | |

