



FLORIDA OFFICE OF
INSURANCE REGULATION



Annual Report 2017

David Altmaier
Insurance Commissioner



Table of Contents

Introduction	2
The State of the Florida Insurance Market.....	4
Statistical Information	9
Footnotes.....	88



*The Annual Report contains data from the 2016 calendar year.
2017 data will be available at the end of calendar year 2018.*

INTRODUCTION

The Florida Legislature created the Office of Insurance Regulation (Office) in 2003:

“The Office of Insurance Regulation, which shall be responsible for all activities concerning insurers and other risk bearing entities, including licensing, rates, policy forms, market conduct, claims, issuance of certificates of authority, solvency, viatical settlements, premium financing, and administrative supervision, as provided under the insurance code or chapter 636. The head of the Office of Insurance Regulation is the Director of the Office of Insurance Regulation, who may also be known as the Commissioner of Insurance Regulation.”

-- Section 20.121(3)(a)1, Florida Statutes

The Insurance Commissioner is considered the agency head for purposes of final agency action for all areas within the regulatory authority delegated to [the Office](#). The Insurance Commissioner is appointed by, and reports to, the [Financial Services Commission](#) (FSC). The FSC is comprised of the Governor, the Attorney General, the Chief Financial Officer, and the Commissioner of Agriculture. The FSC serves as agency head for purposes of rulemaking.

The Office is housed within the [Department of Financial Services](#) (DFS) for administrative, personnel, and technology support, and funded through legislative appropriations from the Insurance Regulatory Trust Fund. The Office does not receive state general revenue dollars.

The Office is a member of the National Association of Insurance Commissioners (NAIC), which is the U.S. standard-setting and regulatory support organization created and governed by the chief insurance regulators from the 50 states, District of Columbia, and five U.S. territories. Through the NAIC, state insurance regulators establish standards and best practices, conduct peer review, and coordinate their regulatory [oversight](#).¹ In 2016, the Office served as a member of more than 70 NAIC task forces, working groups, and committees, serving as Chair of six and Vice Chair of six.²

MISSION AND GOALS³

The mission of the Office is to promote a stable and competitive insurance market for consumers. The Office has four primary goals:

Promote insurance markets that offer products to meet the needs of Floridians with fair, understandable coverage priced in a manner that is adequate, but not excessive, or unfairly discriminatory.

Protect the public from illegal, unethical insurance products, and practices.

Monitor the financial condition of licensed insurance companies and take action to address financial issues as early as reasonably possible to prevent unnecessary harm to consumers.

Operate in an efficient, effective, and transparent manner.

ORGANIZATIONAL STRUCTURE

For state budget purposes, the Office is organized into two program areas:

Executive Direction & Support Services

- Carries out administrative & statutory responsibilities of the Office
- Consists of the following Offices:
 - Commissioner
 - Inspector General
 - General Counsel
 - Legal Services

Compliance & Enforcement

- Provides regulatory oversight of company solvency, policy forms and rates, and market conduct.⁴
- Consists of the following Offices:
 - Chief of Staff
 - Deputy Commissioner for Life & Health
 - Deputy Commissioner for Property & Casualty
 - Deputy Commissioner for Market Investigations

INSURANCE AND THE FLORIDA ECONOMY

Insurance-related entities added over 4,000 jobs⁵ and \$638 million in total compensation in 2016 providing additional job opportunities within the growing Florida insurance industry.⁶

Insurance carriers and insurance-related activities accounted for 174,365 jobs, or almost 2 percent of all jobs in Florida.⁷ The average annual salary and benefits in the insurance industry were \$87,834 in 2016.⁸ Florida insurance industry employees received \$15.2 billion in total compensation, or 3 percent of the total compensation received by all Florida employees.⁹ The Florida insurance industry generated approximately \$26.3 billion in total economic output, or 2.8 percent of Florida's gross domestic product.¹⁰

In 2016, Florida domestic insurers remitted over \$1.1 billion in dividends, with \$766 million remitted by life and health insurers and \$341 million remitted by property and casualty insurers. Insurance companies paid \$710 million in premium taxes.¹¹



THE STATE OF THE FLORIDA INSURANCE MARKET

The Office has continued its business development efforts to bring additional life and health and property and casualty insurers to the state. In 2016, the Florida insurance market added 117 new insurance and insurance-related entities, bringing the total number of insurance-related entities operating in Florida to 4,408. This includes 3,111 foreign and 1,204 domestic insurers.¹²

Insurance regulatory costs continued to decline in 2016 due to efforts aimed at increasing efficiencies in the Office. According to the NAIC, the cost of insurance regulation in Florida per \$1,000 of premium dropped from \$0.62 cents to \$0.59 cents from 2015 to 2016, compared to \$1.33 in 2009, a 55 percent decrease.¹³ In 2016, Florida's cost of insurance regulation ranked the lowest among the four most populous states.¹⁴

INSURANCE MARKET TRENDS

In this section, market trends and conditions are assessed against a variety of criteria, which may include market concentration, coverage availability, residual markets, premium volume, premium rates, and company financial condition.

Life and Health Insurance

Health Insurance

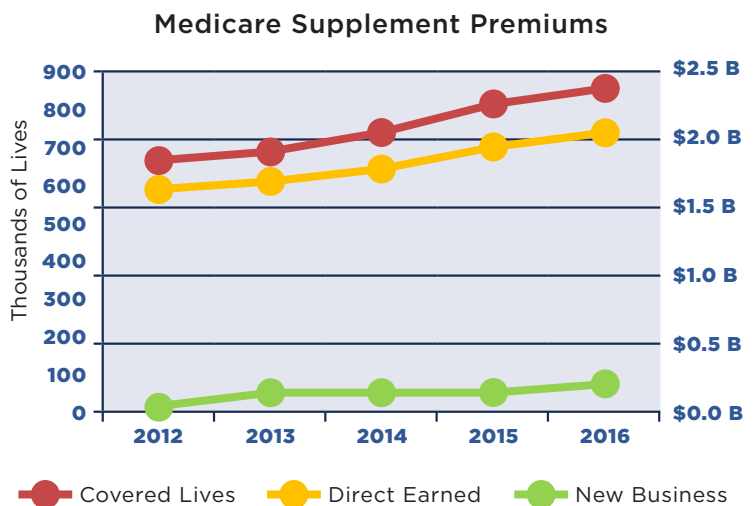
A shift in the participation of several large health insurance companies offering individual market products on the federal Patient Protection & Affordable Care Act (PPACA) Exchange, coupled with contraction in the number of plans offered in Florida counties, resulted in less options available to consumers. This changing dynamic in the health insurance marketplace was being seen on a countrywide basis – not in Florida alone.

The individual health insurance market consisted of approximately 800,000 consumers when PPACA originated in 2010.¹⁵ By 2016, it had grown to almost 1.7 million consumers.¹⁶ In 2016, there were 11 health insurers offering individual market insurance coverage on the federal Exchange compared to 14 in 2015.

Individual market rates also increased for Plan Year 2016 by an average of 9.5 percent. Of the 19 returning insurers in the individual market offering coverage both on and off the federal Exchange, 13 filed average rate increases ranging from 2.3 percent to 26.6 percent, and six filed rate decreases ranging from 0.4 percent to 9.7 percent.¹⁷

Medicare Supplement Insurance

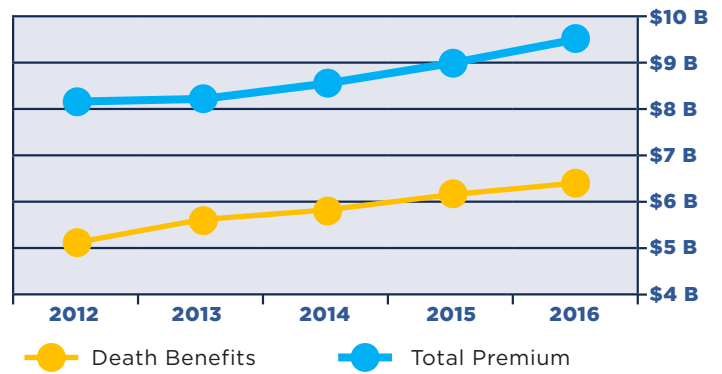
Medicare Supplement insurance is coverage for services that original Medicare does not cover, such as copayments, coinsurance, and deductibles. The Medicare Supplement market in Florida has seen a steady rise in insurance premiums. In 2016, growth in direct premiums was slightly higher than the growth in enrollment reflecting increasing average premiums. Market share allocation has also remained consistent from 2015-2016. There were a total of 853,123 enrollees with \$2.05 billion in direct premiums earned for new and renewal business.¹⁸



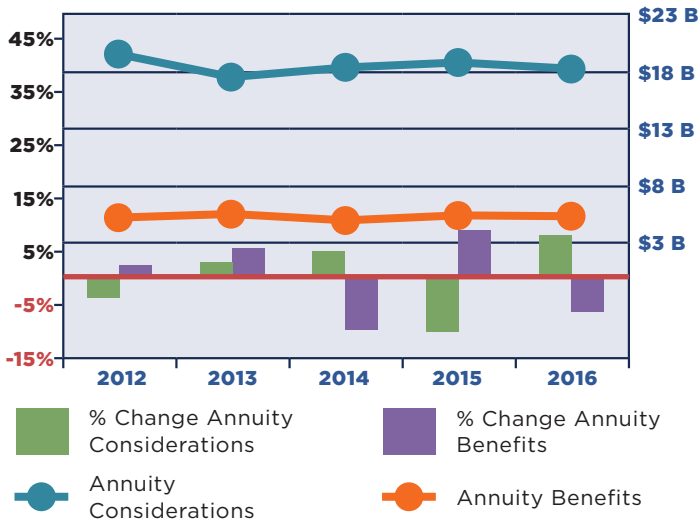
Life Insurance

Over the last five years, the Florida life insurance market continued to grow at an increasing rate. This included increases in total premium, in-force business and new issue business. New issue business continues to exhibit volatility which could be a result of changes in the types of insurance being purchased (term vs. cash value) by consumers. Alternatively, in-force business continues a steady trend upward, partly reflecting an improving economy with increasingly low unemployment. The overall total premiums earned for the life insurance market were \$9.49 billion with \$6.3 billion in death benefits paid.¹⁹

Life Premiums and Death Benefits



Annuity Considerations and Benefits



Annuities

The annuity market in Florida continues to experience some slight volatility. Over the last year there has been contraction in the market. The considerable drop in 2013 along with a smaller drop in 2016 leaves the markets 6.3 percent down from five years ago and this volatility is likely due to a strong performance in equity markets over recent years as consumers opt toward investments that have experienced greater returns. Annuity benefits paid have stayed largely level, exhibiting a slight reduction from 2012-2014 marked by some significant fluctuations from year-to-year. Total annuity considerations (premium) for 2016 were \$18.19 billion with benefits at \$5.42 billion.²⁰

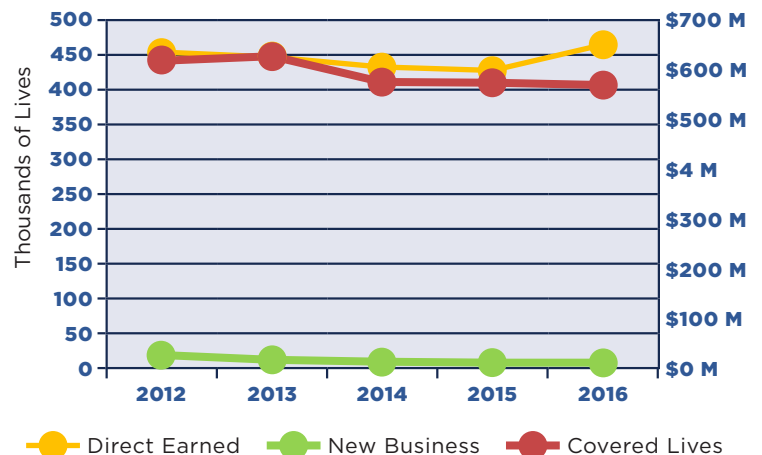
**An Annuity Consideration is also referred to as a premium.*

Long-Term Care Insurance

Long-term care is one of the largest financial risks facing Floridians today. Nationally, long-term care insurance premiums have been rising dramatically and Florida has seen large, sometimes double-digit, rate increases from insurers offering this coverage. With rate indications of this magnitude, market conditions exist that should be addressed to enhance the ability of insurers to reliably offer these products. The Office formulated an innovative solution to address this issue, which included approving rates for insurers that would be phased-in incrementally to reduce the impact of rate increases with subsequent periods of time where policyholders were guaranteed no further increases. The length of the implementation period and the subsequent rate guarantee period is often dependent on the size of the increase. Policyholders were also offered a range of benefit options toward mitigating the rate increase.

Unlike the case in 2015, 2016 direct premiums in the long-term care market are up along with total covered lives. Total market covered lives from 2012-2016 is down eight percent while new business premiums have fallen 63 percent. The reason for this contraction can be attributed to, in large

Long Term Care Premiums



part, the continuing increase in loss ratio observable from 2015-2016. The total market ("All") loss ratio in 2015 was 123 percent; however, in 2016 that number has climbed to 150 percent. The trend in market atrophy and growing loss ratios is likely to continue into the future posing increasing challenges to a vulnerable market. The total direct premiums earned were \$650.21 million with direct losses at \$975.86 million.²¹

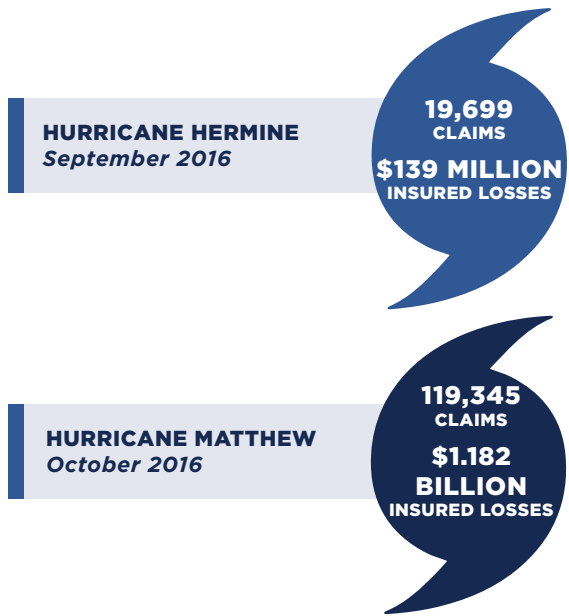
Property and Casualty Insurance

Homeowners

Florida's homeowners insurance market continued to grow in 2016, with more policies written by authorized insurers and fewer policies covered by Citizens Property Insurance Corporation, the state's homeowner's insurer of last resort. Some of the growth of the voluntary market was due to the high level of capacity available in the reinsurance market, which permits insurers to increase writings. Additionally, the cost of reinsurance in 2016 continued to decline, with alternative vehicles such as insurance linked securities accounting for a larger share of the reinsurance market. Florida-based companies took advantage of these market trends and continued to diversify operations and expand writings to other states in 2016.

Hurricane Season 2016

In 2016, the Florida homeowners market was tested by the impact of two hurricanes, the first hurricanes to affect Florida since Hurricane Wilma in 2006. Hurricane Hermine made landfall in the Panhandle of Florida in September as a Category 1 Hurricane, generating almost 20,000 claims and \$140 million in insured losses. Hurricane Matthew grazed the east coast on Florida in October of 2016, generating almost 120,000 claims and \$1.2 billion in insured losses.

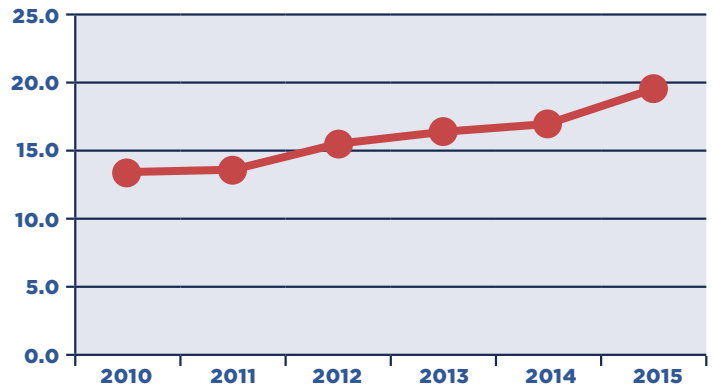


Source: Office's Catastrophe Reporting for Insurance Companies

Assignment of Benefits (AOB)

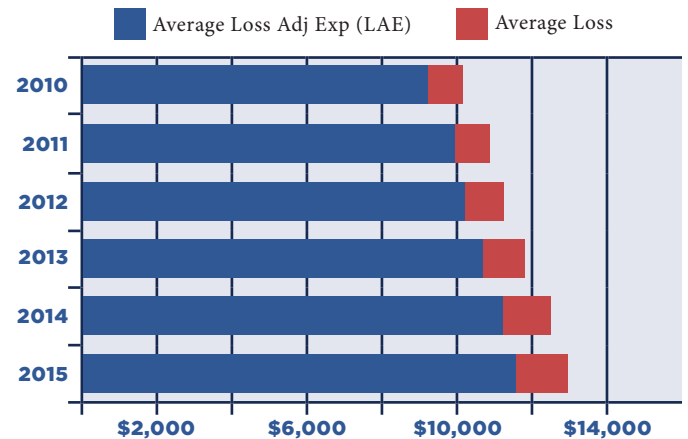
In 2016 the homeowners insurance market showed the impact of the use of assignment of benefits (AOB) for property insurance claims. An AOB allows a third party to "stand in the shoes" of the insured. These agreements typically contain language preventing the insured from communicating with their insurance company about the claim and gives the third party the ability to negotiate and endorse claim payments on insureds behalf, or file suit against insurance company, with or without the knowledge of the insured.

Frequency of water claims has increased 46% since 2010.



Source: Office's Assignment of Benefits Data Call. Data based on claims for voluntary carriers with dates closed between 1/1/2010 and 9/30/2015.

Loss and LAE have increased 28% since 2010.

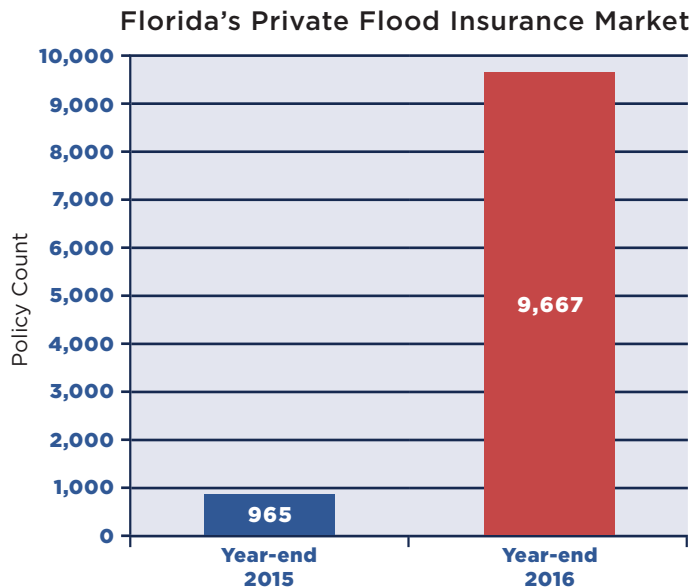


Source: Office's Assignment of Benefits Data Call. Data based on claims for voluntary carriers with dates closed between 1/1/2010 and 9/30/2015.

AOBs have increased dramatically since 2010. Based on the 2016 AOB data call, the percentage of water loss claims utilizing an AOB increased from 5.7 percent in 2010 to 15.9 percent in 2015. The average claims severity with an AOB was approximately 50 percent higher than claims without an AOB. The frequency of water claims increased by 46 percent and severity of the claims by 28 percent. Homeowners could also begin to see 10 percent rate increases every year due to the increase in water loss claims in the marketplace.

Flood Insurance

While a majority of flood insurance coverage is federally regulated and administered by the National Flood Insurance Program (NFIP), Florida's private flood insurance market has been growing. Ten insurers were offering different types of flood coverage at prices similar to, or less than, those of the NFIP. The primary personal flood insurance policy count in Florida was 9,667 as of November 30, 2016, up from 965 at year-end 2015.²²



As a result of federal legislative reforms mandated by the Biggert-Waters Flood Insurance Reform Act of 2012 and the Homeowner Flood Insurance Affordability Act of 2014, the NFIP implemented changes that included price and fee increases for all policies and the elimination of some subsidies for certain lapsed and reinstated Pre-Flood Insurance Rate Map policies. The changes took effect on April 1, 2016.²³

Medical Malpractice Insurance

Florida is the fourth largest U.S. state in terms of total medical malpractice premium, with roughly \$550 million in 2016 direct written premium. There were 27 medical malpractice insurance writers constituting 80 percent of the overall Florida market in 2016. Estimates show this market generated a direct (i.e., before reinsurance) loss on surplus of 11.2 percent in 2016. This return compares negatively with the average countrywide all-lines net return on surplus for Florida's leading medical malpractice writers of 2.8 percent (up from 2.6 percent in 2015). This was different than the positive stock market returns in 2016, but both have shown volatility. It represents the second operating loss over the 13 years since the reform.²⁴

Workers' Compensation Insurance

Based on a comparative analysis across a variety of economic measures, the workers' compensation market in Florida is competitive. This market is served by a large number of independent insurers and none of the insurers have sufficient market share to exercise any meaningful control over the price of workers' compensation insurance. The Herfindahl-Hirschman Index, which measures market concentration, indicates the market is not overly concentrated. There is also no significant barriers for the entry and exit of insurers into the market, which signals that it is well capitalized and competitive. Florida is one of only two states in a survey of the six most populous states, where a private market insurer is the largest insurer rather than a state-created residual market entity.

In April and June of 2016, the Florida Supreme Court released two decisions on workers' compensation cases (*Westphal v. City of St. Petersburg & Castellanos v. Next Door Company*). The National Council on Compensation Insurance (NCCI), which files on behalf of Florida's workers' compensation insurers, submitted a rate filing to the Office that projected rate impacts from both these decisions and updates to the Health Care Reimbursement Provider Manual would be an estimated 19.6 percent increase. These court rulings and others have the potential to significantly impact the workers' compensation system in Florida. The Office issued a [Final Order](#) approving an overall average rate increase of 14.5 percent on October 5, 2016, with an effective date of December 1, 2016. NCCI received this approval after submitting an amended rate filing to the Office on October 4, 2016, which met the stipulations of an [Order](#) issued on September 27, 2016.²⁵

Citizens Property Insurance Corporation (Citizens)

Through the Citizens Depopulation Program, insurance companies assume policies from Citizens to be placed in the private market. Through this program, the Office approved the removal of 667,470 policies in 2016.²⁶ As a result, 88,000 were removed.²⁷ As of December 31, 2016, Citizens had 455,843 policies in force.²⁸

Trade Secret Court Ruling

A Florida property insurance company alleged trade secret protection of its Quarterly & Supplemental Reporting (QUASR) system data available for public review since the first quarter of 2014. On March 30, 2016, the 2nd Judicial Circuit court ruled in favor of the company's claim of trade secret protection for its QUASR data, which is submitted to the Office pursuant to Florida law. This ruling only applies to trade secret protection asserted by this company and not the entire industry. On May 19, 2016, the Office filed a Notice of Appeal with respect to this case.²⁹

EXAMINATIONS AND INVESTIGATIONS

The Office conducted 573 market conduct examinations and investigations in 2016—28 examinations and 545 investigations. Potential violations that were examined or investigated include failure to timely or properly disclose information after receipt of a written request, unlicensed activity, and compliance with Market Conduct Annual Statement reporting and Freedom to Travel Act.³⁰

INSURANCE LEGISLATION

The 2016 Legislative Session convened on January 12, 2016, and ended on March 11, 2016. The Office had several legislative priorities pass including the implementation of the Own Risk and Solvency Assessment, Corporate Governance Annual Disclosure requirement, unclaimed property, and a fix to the balance billing issue. For a list of insurance-related legislation see the 2016 [Legislative Summary](#).



REPORTS

The Office collects data from the insurance industry and creates studies, reports and analyses pursuant to legislative mandate. To access these reports, click [here](#).

STATISTICAL INFORMATION CALENDAR YEAR 2016



This section summarizes the financial information and activities of companies authorized to transact insurance-related business in Florida.

FLORIDA PROPERTY AND CASUALTY INSURANCE EXPERIENCE - CY 2016

PURSUANT TO SECTION 627.915(2), F.S.

DATA REPORTING FORM: OIR-DO-308*

LINE OF BUSINESS TABLE

SHORT LINE OF BUSINESS	LINE OF BUSINESS
FIRE	01 - FIRE
HO	04 - HOMEOWNERS MULTIPLE PERIL
CMP NON LIAB	05.1 - COMMERCIAL MULTIPLE PERIL (NON-LIABILITY PORTION)
CMP LIAB	05.2 - COMMERCIAL MULTIPLE PERIL (LIABILITY PORTION)
MED MAL	11 - MEDICAL MALPRACTICE
WC	16 - WORKERS' COMPENSATION
OTH LIAB	17 - OTHER LIABILITY
D&O	DIRECTORS' AND OFFICERS' LIABILITY ONLY (A SUBSET OF 17 - OTHER LIABILITY)
PROD LIAB	18 - PRODUCTS LIABILITY
PPA PIP	19.1 - PRIVATE PASSENGER AUTO NO-FAULT (PERSONAL INJURY PROTECTION)
PPA OTH LIAB	19.2 - OTHER PRIVATE PASSENGER AUTO LIABILITY
CA PIP	19.3 - COMMERCIAL AUTO NO-FAULT (PERSONAL INJURY PROTECTION)
CA OTH LIAB	19.4 - OTHER COMMERCIAL AUTO LIABILITY
PPA PD	21.1 - PRIVATE PASSENGER AUTO PHYSICAL DAMAGE
CA PD	21.2 - COMMERCIAL AUTO PHYSICAL DAMAGE

*Values in the following tables (except for values in the row labeled 'CY 2016 Direct Premiums Written for All Companies') are attributed to companies that write at least 0.5% of the total premiums written for a given line of business. In order to determine whether a company meets this threshold, the Office divides a company's 2016 premiums written for a specific line of business by the 2015 total premiums written for that line of business. Note that this calculation is stipulated by statute. Additionally, note that the values shown in the following tables are compiled from data filed with the Office by each Property and Casualty insurer, and that it has not been audited or independently verified.

FLORIDA PROPERTY AND CASUALTY INSURANCE EXPERIENCE - CY 2016

PURSUANT TO SECTION 627.915(2), F.S.

LINE OF BUSINESS	FIRE	HO	CMP NON LIAB	CMP LIAB	MED MAL
CY 2016 DIRECT PREMIUMS WRITTEN FOR ALL COMPANIES	\$720,244,601	\$8,541,861,292	\$1,192,629,307	\$552,162,558	\$359,562,697
DIRECT PREMIUMS WRITTEN	\$587,349,159	\$7,865,154,088	\$934,403,291	\$438,777,229	\$339,029,230
DIRECT PREMIUMS EARNED	\$594,271,879	\$7,847,601,637	\$983,546,944	\$421,848,521	\$334,089,603
DIRECT LOSSES PAID	\$151,907,977	\$2,786,411,352	\$150,309,292	\$171,696,302	\$173,349,770
LOSS RESERVES FOR AKC - BEGINNING OF YEAR	\$41,106,955	\$722,940,932	\$78,038,819	\$266,356,153	\$286,373,669
LOSS RESERVES FOR AKC - END OF YEAR	\$43,638,881	\$819,686,145	\$90,037,628	\$280,313,573	\$288,907,155
RESERVES FOR LOSSES IBNR - BEGINNING OF YEAR	\$160,292,730	\$766,294,427	\$123,373,936	\$265,033,992	\$214,069,815
RESERVES FOR LOSSES IBNR - END OF YEAR	\$187,677,228	\$937,373,094	\$149,412,558	\$294,142,061	\$204,985,895
DIRECT LOSSES INCURRED	\$181,824,401	\$3,054,235,232	\$188,346,723	\$214,761,791	\$166,799,336
RATIO DIRECT LOSSES INCURRED TO PREMIUMS EARNED	30.6%	38.9%	19.1%	50.9%	49.9%
ALAE RESERVES - BEGINNING OF YEAR	\$26,139,237	\$265,428,560	\$28,981,704	\$234,947,549	\$210,784,959
ALAE RESERVES - END OF YEAR	\$28,623,077	\$321,045,763	\$33,686,148	\$258,397,689	\$229,769,405
ALAE - PAID	\$8,705,370	\$255,595,410	\$10,979,769	\$64,853,954	\$68,766,252
ALLOCATED LOSS ADJUSTMENT EXPENSE (ALAE) INCURRED	\$11,189,210	\$311,212,612	\$15,684,213	\$88,304,094	\$87,750,698
RATIO ALAE TO PREMIUMS EARNED	1.9%	4.0%	1.6%	20.9%	26.3%
ULAE RESERVES - BEGINNING OF YEAR	\$12,990,935	\$209,120,999	\$15,408,091	\$26,724,944	\$23,877,040
ULAE RESERVES - END OF YEAR	\$8,424,957	\$207,435,146	\$16,089,985	\$28,174,464	\$26,059,124
ULAE - PAID	\$22,936,041	\$480,269,652	\$31,400,727	\$12,036,751	\$15,506,753
UNALLOCATED LOSS ADJUSTED EXPENSE (ULAE) INCURRED	\$18,370,063	\$478,583,800	\$32,082,621	\$13,486,271	\$17,688,837
RATIO ULAE TO PREMIUMS EARNED	3.1%	6.1%	3.3%	3.2%	5.3%
LOSS ADJUSTMENT EXPENSE (LAE) INCURRED	\$29,559,273	\$789,796,411	\$47,766,834	\$101,790,365	\$105,439,535
RATIO LAE TO PREMIUMS EARNED	5.0%	10.1%	4.9%	24.1%	31.6%
OE - OTHER ACQUISITION EXPENSE	\$25,137,574	\$354,696,412	\$44,872,608	\$24,182,619	\$14,303,629
OE - GENERAL EXPENSE	\$62,139,693	\$371,823,792	\$42,608,900	\$23,088,059	\$39,213,656
OE - COMMISSIONS AND BROKERAGE EXPENSES	\$66,360,848	\$1,147,808,172	\$134,761,524	\$71,322,419	\$33,566,516
OE - TAXES, LICENSES AND FEES	\$11,268,779	\$123,630,648	\$20,302,916	\$7,425,707	\$9,743,957
OTHER EXPENSE (OE)	\$164,906,894	\$1,997,959,024	\$242,545,948	\$126,018,804	\$96,827,758
RATIO OE TO PREMIUMS EARNED	27.7%	25.5%	24.7%	29.9%	29.0%
UNDERWRITING GAIN	\$217,981,312	\$2,005,610,969	\$504,887,439	(\$20,722,439)	(\$34,977,026)
RATIO UNDERWRITING GAIN TO PREMIUMS EARNED	36.7%	25.6%	51.3%	-4.9%	-10.5%
POLICYHOLDER DIVIDENDS	\$0	\$26,647,671	\$34,236	\$32,080	\$9,733,267
NET INVESTMENT GAIN AND OTHER INCOME GAIN	\$31,945,778	\$197,377,207	\$19,797,590	\$32,497,046	\$19,500,617
NET INCOME AFTER POLICYHOLDER DIVIDENDS*	\$249,927,090	\$2,176,340,505	\$524,650,793	\$11,742,527	(\$25,209,676)

*BEFORE FEDERAL INCOME TAX

ABBREVIATION LIST

AKC: ALL KNOWN CLAIMS

IBNR: INCURRED BUT NOT REPORTED

IMPORTANT FORMULAS

LAE=ALAE+ULAE

UNDERWRITING GAIN=DIRECT PREMIUMS EARNED–DIRECT LOSSES INCURRED–LAE–OE

NET INCOME AFTER POLICYHOLDER DIVIDENDS=UNDERWRITING GAIN+NET INVESTMENT GAIN AND OTHER INCOME GAIN–POLICYHOLDER DIVIDENDS

FLORIDA PROPERTY AND CASUALTY INSURANCE EXPERIENCE - CY 2016

PURSUANT TO SECTION 627.915(2), F.S.

LINE OF BUSINESS	WC	OTH LIAB	D&O	PROD LIAB	PPA PIP
CY 2016 DIRECT PREMIUMS WRITTEN FOR ALL COMPANIES	\$2,747,769,394	\$3,768,920,448	\$252,530,315	\$126,237,870	\$3,581,975,715
DIRECT PREMIUMS WRITTEN	\$2,271,440,422	\$2,573,635,923	\$243,082,451	\$100,861,845	\$3,284,821,421
DIRECT PREMIUMS EARNED	\$2,237,993,049	\$2,538,964,515	\$240,482,918	\$102,125,461	\$3,182,162,414
DIRECT LOSSES PAID	\$1,042,545,665	\$1,698,076,178	\$152,638,417	\$48,251,990	\$2,183,466,168
LOSS RESERVES FOR AKC - BEGINNING OF YEAR	\$1,481,072,050	\$838,425,372	\$151,779,355	\$62,422,160	\$880,522,914
LOSS RESERVES FOR AKC - END OF YEAR	\$1,604,234,845	\$715,251,129	\$155,683,569	\$75,996,371	\$938,148,780
RESERVES FOR LOSSES IBNR - BEGINNING OF YEAR	\$2,446,980,172	\$1,200,840,769	\$285,348,807	\$147,837,224	\$567,171,871
RESERVES FOR LOSSES IBNR - END OF YEAR	\$2,425,983,852	\$1,335,374,175	\$321,196,647	\$159,746,517	\$622,651,643
DIRECT LOSSES INCURRED	\$1,144,712,140	\$1,709,435,341	\$192,390,471	\$73,735,494	\$2,296,571,806
RATIO DIRECT LOSSES INCURRED TO PREMIUMS EARNED	51.1%	67.3%	80.0%	72.2%	72.2%
ALAE RESERVES - BEGINNING OF YEAR	\$456,765,559	\$406,426,611	\$86,952,613	\$91,457,841	\$482,630,069
ALAE RESERVES - END OF YEAR	\$467,907,580	\$396,380,485	\$65,266,219	\$108,304,386	\$489,703,134
ALAE - PAID	\$139,140,169	\$115,632,043	\$33,417,652	\$33,882,010	\$211,792,466
ALLOCATED LOSS ADJUSTMENT EXPENSE (ALAE) INCURRED	\$150,282,190	\$105,585,917	\$11,731,258	\$50,728,555	\$218,865,531
RATIO ALAE TO PREMIUMS EARNED	6.7%	4.2%	4.9%	49.7%	6.9%
ULAE RESERVES - BEGINNING OF YEAR	\$159,904,415	\$88,136,542	\$23,262,543	\$21,732,977	\$174,108,353
ULAE RESERVES - END OF YEAR	\$169,363,167	\$90,889,121	\$21,779,603	\$23,250,417	\$186,026,242
ULAE - PAID	\$193,551,452	\$38,065,893	\$8,624,854	\$7,546,553	\$315,438,525
UNALLOCATED LOSS ADJUSTED EXPENSE (ULAE) INCURRED	\$203,010,204	\$40,818,472	\$7,141,914	\$9,063,993	\$327,356,414
RATIO ULAE TO PREMIUMS EARNED	9.1%	1.6%	3.0%	8.9%	10.3%
LOSS ADJUSTMENT EXPENSE (LAE) INCURRED	\$353,292,394	\$146,404,389	\$18,873,172	\$59,792,548	\$546,221,945
RATIO LAE TO PREMIUMS EARNED	15.8%	5.8%	7.8%	58.5%	17.2%
OE - OTHER ACQUISITION EXPENSE	\$150,202,943	\$99,059,368	\$16,885,369	\$5,275,806	\$213,934,843
OE - GENERAL EXPENSE	\$128,491,724	\$40,649,154	\$17,857,696	\$2,458,198	\$142,450,960
OE - COMMISSIONS AND BROKERAGE EXPENSES	\$218,059,803	\$190,002,928	\$34,630,813	\$14,017,817	\$250,633,971
OE - TAXES, LICENSES AND FEES	\$84,754,996	\$37,425,733	\$5,719,084	\$1,587,141	\$43,670,388
OTHER EXPENSE (OE)	\$581,509,466	\$367,137,183	\$75,092,962	\$23,338,962	\$650,690,162
RATIO OE TO PREMIUMS EARNED	26.0%	14.5%	31.2%	22.9%	20.4%
UNDERWRITING GAIN	\$158,479,049	\$315,987,602	(\$45,873,687)	(\$54,741,543)	(\$311,321,499)
RATIO UNDERWRITING GAIN TO PREMIUMS EARNED	7.1%	12.4%	-19.1%	-53.6%	-9.8%
POLICYHOLDER DIVIDENDS	\$65,697,769	\$31	\$0	\$14,266	\$3,963,521
NET INVESTMENT GAIN AND OTHER INCOME GAIN	\$101,935,878	\$156,302,497	\$30,526,827	\$31,278,653	\$57,057,737
NET INCOME AFTER POLICYHOLDER DIVIDENDS*	\$194,717,158	\$472,290,068	(\$15,346,860)	(\$23,477,156)	(\$258,227,283)

*BEFORE FEDERAL INCOME TAX

ABBREVIATION LIST

AKC: ALL KNOWN CLAIMS

IBNR: INCURRED BUT NOT REPORTED

IMPORTANT FORMULAS

LAE=ALAE+ULAE

UNDERWRITING GAIN=DIRECT PREMIUMS EARNED–DIRECT LOSSES INCURRED–LAE–OE

NET INCOME AFTER POLICYHOLDER DIVIDENDS=UNDERWRITING GAIN+NET INVESTMENT GAIN AND OTHER INCOME GAIN–POLICYHOLDER DIVIDENDS

FLORIDA PROPERTY AND CASUALTY INSURANCE EXPERIENCE - CY 2016

PURSUANT TO SECTION 627.915(2), F.S.

LINE OF BUSINESS	PPA OTH LIAB	CA PIP	CA OTH LIAB	PPA PD	CA PD
CY 2016 DIRECT PREMIUMS WRITTEN FOR ALL COMPANIES	\$8,941,538,913	\$96,967,200	\$1,795,186,380	\$4,809,846,284	\$342,108,526
DIRECT PREMIUMS WRITTEN	\$8,042,598,962	\$81,661,779	\$1,404,336,407	\$4,352,009,107	\$261,727,875
DIRECT PREMIUMS EARNED	\$7,874,716,949	\$79,077,348	\$1,333,115,711	\$4,207,731,338	\$250,392,814
DIRECT LOSSES PAID	\$5,191,737,362	\$44,988,257	\$801,466,034	\$2,923,452,337	\$150,239,961
LOSS RESERVES FOR AKC - BEGINNING OF YEAR	\$3,800,268,432	\$17,136,453	\$761,673,562	\$170,940,886	\$14,303,184
LOSS RESERVES FOR AKC - END OF YEAR	\$4,105,942,672	\$22,713,335	\$929,610,164	\$218,431,022	\$16,950,090
RESERVES FOR LOSSES IBNR - BEGINNING OF YEAR	\$1,331,150,924	\$33,344,126	\$453,636,190	\$9,676,978	\$6,884,515
RESERVES FOR LOSSES IBNR - END OF YEAR	\$1,518,798,195	\$32,760,873	\$568,244,820	\$34,037,706	\$8,609,469
DIRECT LOSSES INCURRED	\$5,685,058,873	\$49,981,886	\$1,084,011,266	\$2,995,303,201	\$154,611,821
RATIO DIRECT LOSSES INCURRED TO PREMIUMS EARNED	72.2%	63.2%	81.3%	71.2%	61.7%
ALAE RESERVES - BEGINNING OF YEAR	\$735,900,453	\$8,693,265	\$178,675,258	\$18,721,806	\$5,486,766
ALAE RESERVES - END OF YEAR	\$802,222,147	\$8,445,929	\$213,383,258	\$20,155,559	\$4,478,511
ALAE - PAID	\$301,076,777	\$5,411,292	\$87,087,751	\$28,899,713	\$5,353,696
ALLOCATED LOSS ADJUSTMENT EXPENSE (ALAE) INCURRED	\$367,398,471	\$5,163,956	\$121,795,751	\$30,333,466	\$4,345,441
RATIO ALAE TO PREMIUMS EARNED	4.7%	6.5%	9.1%	0.7%	1.7%
ULAE RESERVES - BEGINNING OF YEAR	\$474,258,963	\$5,065,369	\$50,853,185	\$96,084,759	\$3,984,651
ULAE RESERVES - END OF YEAR	\$524,542,102	\$5,017,651	\$59,577,316	\$110,405,012	\$3,951,094
ULAE - PAID	\$581,683,151	\$6,255,234	\$58,284,237	\$366,219,975	\$17,555,246
UNALLOCATED LOSS ADJUSTED EXPENSE (ULAE) INCURRED	\$631,966,290	\$6,207,516	\$67,008,368	\$380,540,228	\$17,521,689
RATIO ULAE TO PREMIUMS EARNED	8.0%	7.8%	5.0%	9.0%	7.0%
LOSS ADJUSTMENT EXPENSE (LAE) INCURRED	\$999,364,761	\$11,371,472	\$188,804,119	\$410,873,694	\$21,867,130
RATIO LAE TO PREMIUMS EARNED	12.7%	14.4%	14.2%	9.8%	8.7%
OE - OTHER ACQUISITION EXPENSE	\$574,241,037	\$4,526,251	\$56,321,453	\$310,094,975	\$10,352,682
OE - GENERAL EXPENSE	\$335,908,117	\$5,381,955	\$73,700,176	\$178,097,094	\$14,168,733
OE - COMMISSIONS AND BROKERAGE EXPENSES	\$493,511,252	\$7,575,090	\$208,201,296	\$263,095,287	\$36,397,411
OE - TAXES, LICENSES AND FEES	\$101,236,954	\$1,112,979	\$21,615,866	\$55,476,329	\$3,911,825
OTHER EXPENSE (OE)	\$1,504,897,360	\$18,596,275	\$359,838,791	\$806,763,685	\$64,830,651
RATIO OE TO PREMIUMS EARNED	19.1%	23.5%	27.0%	19.2%	25.9%
UNDERWRITING GAIN	(\$314,604,045)	(\$872,285)	(\$299,538,465)	(\$5,209,242)	\$9,083,212
RATIO UNDERWRITING GAIN TO PREMIUMS EARNED	-4.0%	-1.1%	-22.5%	-0.1%	3.6%
POLICYHOLDER DIVIDENDS	\$29,569,314	\$72	\$34,538	\$14,927,680	\$445
NET INVESTMENT GAIN AND OTHER INCOME GAIN	\$138,784,547	\$4,530,668	\$37,726,645	\$38,826,073	\$4,289,012
NET INCOME AFTER POLICYHOLDER DIVIDENDS*	(\$205,388,812)	\$3,658,311	(\$261,846,358)	\$18,689,151	\$13,371,779

*BEFORE FEDERAL INCOME TAX

ABBREVIATION LIST

AKC: ALL KNOWN CLAIMS

IBNR: INCURRED BUT NOT REPORTED

IMPORTANT FORMULAS

LAE=ALAE+ULAE

UNDERWRITING GAIN=DIRECT PREMIUMS EARNED–DIRECT LOSSES INCURRED–LAE–OE

NET INCOME AFTER POLICYHOLDER DIVIDENDS=UNDERWRITING GAIN+NET INVESTMENT GAIN AND OTHER INCOME GAIN–POLICYHOLDER DIVIDENDS

Medical Loss Ratios for Florida Health Maintenance Organizations

CALENDAR YEAR 2016

PURSUANT TO SECTION 641.23, F.S.

Company	2016	2015
Aetna Health, Inc.	81.84%	82.82%
AIDS Healthcare Foundation MCO of Florida, Inc.	100.75%	99.71%
Amerigroup Florida, Inc.	89.57%	88.67%
AvMed, Inc.	87.25%	86.16%
BeHealthy Florida, Inc.	89.17%	97.84%
Better Health, Inc.	81.59%	89.10%
Capital Health Plan, Inc.	94.81%	94.07%
CarePlus Health Plans, Inc.	81.19%	76.62%
Cigna Healthcare of Florida, Inc.	90.80%	98.24%
Coventry Health Care of Florida, Inc. (f/k/a Vista Healthplan, Inc.)	80.20%	84.72%
Coventry Health Plan of Florida, Inc. (f/k/a Vista Healthplan of South Florida, Inc.) (A)	-268.72%	82.68%
Florida Health Care Plan, Inc.	82.86%	85.03%
Florida Health Solution HMO Company (B)	-1193.10%	2954.64%
Florida MHS, Inc.	78.68%	96.77%
Florida True Health, Inc. (C)	87.92%	106.98%
Freedom Health, Inc.	84.15%	82.72%
Health First Commercial Plans, Inc. (D)	80.59%	(D)
Health First Health Plans, Inc. (E)	80.99%	(E)
Health Options, Inc.	76.58%	82.01%
Healthspring of Florida, Inc. (f/k/a Leon Medical Centers Health Plans Inc)	81.98%	85.18%
HealthSun Health Plans, Inc.	83.75%	87.94%
Healthy Palm Beaches, Inc. (F)	-144.45%	74.24%
Humana Medical Plan, Inc.	83.73%	81.19%
Medica Health Plans of Florida, Inc. (G)	1676.51%	-205.61%
Medica HealthCare Plans, Inc.	82.88%	87.51%
Molina Healthcare of FL Inc	88.25%	87.43%
Neighborhood Health Partnership, Inc.	74.87%	77.99%
Optimum Healthcare, Inc.	83.25%	83.58%
Preferred Care Partners, Inc.	86.01%	83.60%
Simply Healthcare Plans, Inc.	81.58%	84.47%
Sunshine Health Community Solutions, Inc. (H)	(H)	(H)
Sunshine State Health Plan, Inc.	92.03%	92.92%
Ultimate Health Plans, Inc.	81.01%	79.98%
United Healthcare Of Florida, Inc.	84.89%	89.24%
WellCare of Florida, Inc.	82.91%	86.87%

Medical loss ratios are generally used as an indicator to determine the percentage of the HMO's premium dollars which are used to pay claims. It is calculated by dividing incurred losses by total revenue. Although the medical loss ratio is a ratio which is used to determine the percentage of premium dollars which are spent to pay claims, it is only one indicator among many which address the quality of health care provided by the HMO.

Legend and Notes:

A = No members during 2016; had members during 2015.

B = Release of reserves during 2016 resulted in negative MLR

C = Florida True Health had some membership during 2014 but had zero membership at 12/31/2014 after losing their Medicaid contract. During 2015, Florida True Health merged with Provider Service Network Prestige Health Choice with Florida True Health being the surviving entity. As a result of this merger, Florida True Health acquired substantial membership during 2015 going from zero at 12/31/2014 to 314,783 at 12/31/2015.

D = Licensed as an HMO on 12/29/2015 as part of the Health First reorganization. No business written in 2015.

E = Licensed as an HMO on 12/29/2015 as part of the Health First reorganization. No business written in 2015. Health First Health Plans merged into Health First Government Plans on 1/1/2016 with Health First Government Plans being the surviving entity. Also, on 1/1/2016, Health First Government Plans changed its name to Health First Health Plans.

F = No members during 2016; had members during 2015.

G = Medica Health Plans of Florida had membership during a portion of 2014 but had zero membership at 12/31/2014 after losing its Medicaid contract and non-renewing its individual and small group business. No membership during 2015 or 2016.

H = Licensed as an HMO on 4/8/2016. No business written in 2016.

Preferred Medical Plan and The Public Health Trust of Dade County surrendered their certificate of authorities as HMOs during 2016.

SUMMARY OF DIRECTORS AND OFFICERS LIABILITY CLAIMS
 CALENDAR YEAR 2016
 PURSUANT TO SECTION 627.9122(3), F.S.

NUMBER OF REPORTED CLOSED CLAIMS	596
INDEMNITY PAID BY INSURERS (\$)	51,789,726
DEDUCTIBLES PAID BY DEFENDANTS (\$)	3,360,730
LOSS ADJUSTMENT EXPENSES (\$)	24,146,305
OTHER LOSS ADJUSTMENT EXPENSES (\$)	3,209,383
ECONOMIC LOSSES (\$)	141,638
NON-ECONOMIC LOSSES (\$)	206,125
PUNITIVE DAMAGES (\$)	0

SOURCE: OIR PLCR, December 11, 2017

SUMMARY OF MOTOR VEHICLE SERVICE AGREEMENTS*
 CALENDAR YEAR 2016
 PURSUANT TO SECTION 634.137, F.S.

NUMBER OF REPORTING ENTITIES	86
TOTAL ADMITTED ASSETS (\$)	3,236,992,075
TOTAL FLORIDA GROSS PREMIUMS WRITTEN (\$)	1,563,391,639

**Values do not include Motor Vehicle Manufacturers (exempted in 2008 per Section 634.137(6), F.S.)*
SOURCE: OIR FAME, December 11, 2017

COMPANIES DISCONTINUING OPERATIONS IN FLORIDA

CALENDAR YEAR 2016

PURSUANT TO SECTION 624.315(B), F.S.

COMPANY	DOMICILE	DISPOSITION	DATE	REASON	ASSETS	LIABILITIES
CERTIFIED REINSURER						
MS FRONTIER REINSURANCE LIMITED	ALIEN	SURRENDERED	12/31/2016	Company requested as they are no longer a certified reinsurer in New York.	N/A	N/A
DISCOUNT MEDICAL PLAN ORGANIZATION						
ALAI DENTAL SOLUTIONS, LLC	DOMESTIC	SURRENDERED	7/26/2016	Voluntarily surrendered DMPO license. No 2016 financial information filed with the Office.	N/A	N/A
AMERICAN ASSOCIATION FOR MEDICAL BENEFITS, INC.	FOREIGN	REVOKED	10/5/2016	Had not submitted filings for many years. Order 194052-16 revoked the company's license as a DMPO.	N/A	N/A
CLINICA VENAMER MEDICAL PLANS, LLC	DOMESTIC	SURRENDERED	7/27/2016	Voluntarily surrendered DMPO license.	\$288,558	\$263,999
DONOR ANNUITY						
CENTRAL COAST HOSPICE FOUNDATION	FOREIGN	INACTIVE	9/18/2016	Organization has indicated that it no longer has charitable gift annuities in Florida. Notified Office that it voluntarily surrenders its registration as a DA.	N/A	N/A
CENTRAL FLORIDA BIBLE CAMP	DOMESTIC	INACTIVE	11/10/2016	Organization has indicated that it no longer has charitable gift annuities in Florida. Notified Office that it voluntarily surrenders its registration as a DA.	N/A	N/A
DAVID LAWRENCE FOUNDATION FOR MENTAL HEALTH, INC.	DOMESTIC	INACTIVE	12/14/2016	Organization has indicated that it no longer has charitable gift annuities in Florida. Notified Office that it voluntarily surrenders its registration as a DA.	N/A	N/A
DIOCESE OF PENSACOLA-TALLAHASSEE	DOMESTIC	INACTIVE	12/21/2016	Organization has indicated that it no longer has charitable gift annuities in Florida. Notified Office that it voluntarily surrenders its registration as a DA.	N/A	N/A
FOUNDATION FOR THE CENTER FOR FAMILY SERVICES, INC.	DOMESTIC	INACTIVE	11/15/2016	Organization has indicated that it no longer has charitable gift annuities in Florida. Notified Office that it voluntarily surrenders its registration as a DA.	N/A	N/A
GONZAGA COLLEGE HIGH SCHOOL	FOREIGN	INACTIVE	9/26/2016	Organization has indicated that it no longer has charitable gift annuities in Florida. Notified Office that it voluntarily surrenders its registration as a DA.	N/A	N/A
GRACE UNIVERSITY	FOREIGN	INACTIVE	9/26/2016	Organization has indicated that it no longer has charitable gift annuities in Florida. Notified Office that it voluntarily surrenders its registration as a DA.	N/A	N/A
HOSPICE BY THE SEA, INC.	DOMESTIC	INACTIVE	12/28/2016	Organization has indicated that it no longer has charitable gift annuities in Florida. Notified Office that it voluntarily surrenders its registration as a DA.	N/A	N/A
KETTERING UNIVERSITY	FOREIGN	INACTIVE	9/28/2016	Organization has indicated that it no longer has charitable gift annuities in Florida. Notified Office that it voluntarily surrenders its registration as a DA.	N/A	N/A
MOUNT SAINT MARY'S UNIVERSITY, INC.	FOREIGN	INACTIVE	9/21/2016	Organization has indicated that it no longer has charitable gift annuities in Florida. Notified Office that it voluntarily surrenders its registration as a DA.	N/A	N/A
PALM BEACH COUNTY YOUTH FOR CHRIST, INC.	DOMESTIC	INACTIVE	8/25/2016	Organization has indicated that it no longer has charitable gift annuities in Florida. Notified Office that it voluntarily surrenders its registration as a DA.	N/A	N/A
TEMPLE BETH EL OF BOCA RATON, INC.	DOMESTIC	INACTIVE	9/20/2016	Organization has indicated that it no longer has charitable gift annuities in Florida. Notified Office that it voluntarily surrenders its registration as a DA.	N/A	N/A

COMPANIES DISCONTINUING OPERATIONS IN FLORIDA

CALENDAR YEAR 2016

PURSUANT TO SECTION 624.315(B), F.S.

COMPANY	DOMICILE	DISPOSITION	DATE	REASON	ASSETS	LIABILITIES
DONOR ANNUITY						
WESTERN NEW ENGLAND UNIVERSITY	FOREIGN	INACTIVE	11/14/2016	Organization has indicated that it no longer has charitable gift annuities in Florida. Notified Office that it voluntarily surrenders its registration as a DA.	N/A	N/A
HEALTH FLEX PLAN						
PREFERRED MEDICAL PLAN, INC.	DOMESTIC	SURRENDERED	11/10/2016	Voluntarily surrendered Health Flex Plan authority. Also licensed as an HMO. See below for assets and liabilities.	N/A	N/A
HEALTH MAINTENANCE ORGANIZATION (HMO)						
PREFERRED MEDICAL PLAN, INC.	DOMESTIC	SURRENDERED	8/15/2016	Voluntarily surrendered HMO authority.	\$18,469,587	\$1,423,095
THE PUBLIC HEALTH TRUST OF DADE COUNTY	DOMESTIC	SURRENDERED	8/22/2016	Voluntarily surrendered HMO authority. No 2016 financial information filed with the Office.	N/A	N/A
LIFE AND HEALTH INSURER						
ABILITY INSURANCE COMPANY	FOREIGN	SURRENDERED	4/22/2016	Effective April 22, 2016, Ability Insurance Company voluntarily surrendered its Florida Certificate of Authority concurrent with the execution of Consent Order 181423-15-CO.	\$1,203,362,547	\$1,181,945,137
AMERICAN MEDICAL AND LIFE INSURANCE COMPANY	FOREIGN	EXPIRED - COA	9/29/2016	Effective 9/29/2016 American Medical and Life Insurance Company's Certificate of Authority has expired by operation of law pursuant to Section 624.421(4), Florida Statutes. Company is being liquidated by state of domicile New York. No 12/31/16 financial information was filed.	N/A	N/A
CENTRAL SECURITY LIFE INSURANCE COMPANY	FOREIGN	SURRENDERED	9/20/2016	Effective September 20, 2016, Central Security Life Insurance Company voluntarily surrendered its COA concurrent with the execution of Consent Order 192539-16-CO.	\$91,914,212	\$87,254,368
CONTINENTAL GENERAL INSURANCE COMPANY	FOREIGN	SURRENDERED	8/23/2016	Effective August 23, 2016, Continental General Insurance Company voluntarily surrendered its Florida Certificate of Authority.	\$1,344,137,118	\$1,267,225,359
UNITED TEACHER ASSOCIATES INSURANCE COMPANY	FOREIGN	MERGED	8/23/2016	Effective December 31, 2016, United Teacher Associates Insurance Company was merged with and into Continental General Insurance Company. Continental General Insurance Company is the surviving company.	N/A	N/A
LIFE EXPECTANCY PROVIDER						
EXAMINATION MANAGEMENT SERVICES, INC.	FOREIGN	SURRENDERED	3/10/2016	Voluntarily surrendered its registration. No financial information filed.	N/A	N/A
INSURANCE STRATEGIES SERVICES, LLC	FOREIGN	SURRENDERED	1/25/2016	Voluntarily surrendered its registration. No financial information filed.	N/A	N/A
TENSOR LIFE UNDERWRITERS, LLC	FOREIGN	SURRENDERED	11/23/2016	Voluntarily surrendered its registration. No financial information filed.	N/A	N/A
MOTOR VEHICLE SERVICE AGREEMENT COMPANY						
WARRANTY ACCEPTANCE CORPORATION	DOMESTIC	SURRENDERED	1/19/2016	Company requested as they are no longer writing business.	\$1,934,529	\$41,710
PRE-PAID HEALTH CLINIC						
CARE ACCESS HEALTH PLAN, INC.	DOMESTIC	SURRENDERED	4/1/2016	Voluntarily surrendered PHC authority. No 2016 financial information filed with the Office.	N/A	N/A
PRE-PAID LIMITED HEALTH SERVICE ORGANIZATION						
MAGELLAN BEHAVIORAL HEALTH OF FLORIDA, INC.	DOMESTIC	SURRENDERED	12/22/2016	Voluntarily surrendered PLHSO authority.	\$969,046	\$0
SENIORDENT DENTAL PLAN, INC.	FOREIGN	SURRENDERED	5/6/2016	Voluntarily surrendered PLHSO authority.	\$412,487	\$3,630
PREMIUM FINANCE COMPANY						
ATLANTIC PREMIUM FUNDING GROUP, INC.	DOMESTIC	SURRENDERED	8/3/2016	Company requested	\$61,199	\$25,700
EASY PAY PREMIUM FINANCE LLC	DOMESTIC	SURRENDERED	9/1/2016	Company requested	\$10,000	\$0
NATIONWIDE PREMIUM FINANCE, INC.	DOMESTIC	SURRENDERED	6/30/2016	Company requested	\$56,504	\$73
PLAINVIEW PREMIUM FINANCE COMPANY, INC	FOREIGN	SURRENDERED	6/20/2016	Company requested	\$3,136,987	\$2,132,261
PRO PREMIUM FINANCE COMPANY, INC.	DOMESTIC	REVOKED	11/4/2016	Company failed below the required net worth of \$35,000	\$15,927,921	\$21,761,663

COMPANIES DISCONTINUING OPERATIONS IN FLORIDA

CALENDAR YEAR 2016

PURSUANT TO SECTION 624.315(B), F.S.

COMPANY	DOMICILE	DISPOSITION	DATE	REASON	ASSETS	LIABILITIES
PREMIUM FINANCE COMPANY						
USWC PREMIUM FINANCE COMPANY	DOMESTIC	SURRENDERED	10/10/2016	Company requested	\$2,439,299	\$289,714
PROPERTY AND CASUALTY INSURER						
ACCIDENT INSURANCE COMPANY, INC.	FOREIGN	SUSPENDED	9/30/2016	Company suspended for violation of Consent Order	\$114,635,137	\$101,657,243
AFFIRMATIVE INSURANCE COMPANY	FOREIGN	REVOKED	3/24/2016	Company was liquidated in their State of Domicile, Illinois.	N/A	N/A
ALLMERICA FINANCIAL ALLIANCE INSURANCE COMPANY	FOREIGN	SURRENDERED	1/6/2016	Company requested	\$19,937,160	\$19,161
BEDIVERE INSURANCE COMPANY	FOREIGN	SURRENDERED	8/19/2016	Company requested	\$268,735,218	\$165,125,629
EMPLOYERS FIRE INSURANCE COMPANY	FOREIGN	SURRENDERED	8/19/2016	Company requested	\$13,091,063	\$1,964,092
EXCALIBUR REINSURANCE CORPORATION	FOREIGN	REVOKED	7/18/2016	Company was liquidated in their State of Domicile, Pennsylvania.	N/A	N/A
GALEN INSURANCE COMPANY	FOREIGN	SURRENDERED	6/8/2016	Company requested	\$15,590,336	\$13,072,777
GREAT NORTHWEST INSURANCE COMPANY	FOREIGN	SURRENDERED	3/25/2016	Company requested	N/A	N/A
LAMORAK INSURANCE COMPANY	FOREIGN	SURRENDERED	8/19/2016	Company requested	\$26,032,908	\$2,496,043
LIBERTY AMERICAN INSURANCE COMPANY	DOMESTIC	SURRENDERED	9/30/2016	Company requested	\$8,711,570	\$181,956
LIBERTY AMERICAN SELECT INSURANCE COMPANY	DOMESTIC	SURRENDERED	12/21/2016	Company requested	\$6,055,104	\$11,470
PELEUS INSURANCE COMPANY	FOREIGN	SURRENDERED	1/25/2016	Company requested change to surplus lines company	N/A	N/A
WORKMEN'S AUTO INSURANCE COMPANY	FOREIGN	SURRENDERED	7/7/2016	Company requested	\$41,010,593	\$21,929,264
RISK PURCHASING GROUP						
CONSTRUCTION PROFESSIONALS' RPG, LTD.	FOREIGN	WITHDRAWN	9/27/2016	Company requested	N/A	N/A
FREA PURCHASING GROUP	FOREIGN	WITHDRAWN	6/13/2016	Company requested	N/A	N/A
FULCRUM PROGRAMS PG, LLC	FOREIGN	WITHDRAWN	1/1/2016	Company requested	N/A	N/A
HOME INSPECTION LIABILITY GROUP, INC.	FOREIGN	WITHDRAWN	12/31/2016	Company requested	N/A	N/A
PHYSICIANS PURCHASING GROUP, INC.	FOREIGN	WITHDRAWN	10/7/2016	Company requested	N/A	N/A
PREMIER HOTEL INSURANCE GROUP, INC.	FOREIGN	WITHDRAWN	10/1/2016	Company requested	N/A	N/A
PROFESSIONAL LIABILITY ASSURANCE SOCIETY INC	FOREIGN	WITHDRAWN	12/31/2016	Company requested	N/A	N/A
SPECIALTY UNDERWRITERS RPG, INC.	FOREIGN	WITHDRAWN	12/31/2016	Company requested	N/A	N/A
UNIFIED PROPERTIES PURCHASING GROUP	FOREIGN	WITHDRAWN	12/31/2016	Company requested	N/A	N/A
RISK RETENTION GROUP						
EVERGREEN USA RISK RETENTION GROUP, INC.	FOREIGN	SURRENDERED	7/19/2016	Company requested	\$9,052,724	\$2,229,707
PONCE DE LEON LTC RISK RETENTION GROUP, INC.	DOMESTIC	SURRENDERED	9/16/2016	Company requested	\$7,473,865	\$3,929,814
SERVICE WARRANTY ASSOCIATION						
A-S ENERGY, INC.	FOREIGN	SURRENDERED	6/8/2016	Company requested	N/A	N/A
ADVANCED COOLING AND HEATING, INC.	DOMESTIC	SURRENDERED	9/1/2016	Company requested	N/A	N/A
MOBILE DEVICE PROTECTION ASSOCIATION LLC	DOMESTIC	SURRENDERED	6/21/2016	Company requested	N/A	N/A
MODERN AIR CONDITIONING, INC.	DOMESTIC	SURRENDERED	7/25/2016	Company requested	N/A	N/A
SURPLUS LINES						
AMERICAN SAFETY INDEMNITY COMPANY	FOREIGN	SURRENDERED	6/30/2016	Merged into TIG Insurance Company	N/A	N/A
SURPLUS LINES - FEDERALLY AUTHORIZED						
HAMILTON SPECIALTY INSURANCE COMPANY	FOREIGN	WITHDRAWN	6/16/2016	Converted to a regular surplus lines carrier	N/A	N/A
THIRD PARTY ADMINISTRATOR						
APEX BENEFITS SERVICES, LLC	FOREIGN	SURRENDERED	4/15/2016	Voluntarily surrendered	N/A	N/A
ASSIST-CARD MARKETING (USA), INC.	DOMESTIC	SURRENDERED	1/25/2016	Voluntarily surrendered	N/A	N/A
COVENTRY HEALTH PLAN OF FLORIDA, INC.	DOMESTIC	SURRENDERED	2/16/2016	Voluntarily surrendered	N/A	N/A
CTI ADMINISTRATORS, INC.	FOREIGN	SURRENDERED	2/16/2016	Voluntarily surrendered	N/A	N/A
DENTAL HEALTH & WELLNESS, INC.	FOREIGN	SURRENDERED	8/12/2016	Voluntarily surrendered	N/A	N/A
FFVA-AIM, INC.	DOMESTIC	SURRENDERED	4/15/2016	Voluntarily surrendered	N/A	N/A
FIRST COAST SERVICE OPTIONS, INC.	DOMESTIC	SURRENDERED	5/4/2016	Voluntarily surrendered	N/A	N/A
L.M. REID & COMPANY, INC.	DOMESTIC	SURRENDERED	11/23/2016	Voluntarily surrendered	N/A	N/A
PROTEGRITY SERVICES, INC.	DOMESTIC	SURRENDERED	5/26/2016	Voluntarily surrendered	N/A	N/A
QUANTUM CARE, LLC	DOMESTIC	SURRENDERED	12/20/2016	Voluntarily surrendered	N/A	N/A
ROBINSON INTERNATIONAL, INC.	FOREIGN	SURRENDERED	7/18/2016	Voluntarily surrendered	N/A	N/A

COMPANIES DISCONTINUING OPERATIONS IN FLORIDA

CALENDAR YEAR 2016

PURSUANT TO SECTION 624.315(B), F.S.

COMPANY	DOMICILE	DISPOSITION	DATE	REASON	ASSETS	LIABILITIES
THIRD PARTY ADMINISTRATOR						
TPX, LLC	DOMESTIC	SURRENDERED	11/23/2016	Voluntarily surrendered	N/A	N/A
VIATICAL SETTLEMENT PROVIDER						
PROVERIAN CAPITAL, LLC	FOREIGN	SURRENDERED	11/30/2016	Voluntarily surrendered	N/A	N/A

SUMMARY OF WORKERS' COMPENSATION INSURANCE EXPERIENCE

POLICY PERIOD: 01/01/2014 - 12/31/2014, AT A FIRST REPORT

PURSUANT TO SECTION 627.914, F.S.

COVERAGE	EXPOSURE	MANUAL PREMIUM	STANDARD PREMIUM
FULL	\$245,696,935,093	\$3,337,891,621	\$2,899,331,964
INJURY TYPE	CLAIM COUNT	INDEMNITY LOSSES	MEDICAL LOSSES
DEATH	117	\$11,274,327	\$4,639,174
PERMANENT TOTAL DISABILITY	51	\$8,577,494	\$46,412,826
PERMANENT PARTIAL DISABILITY	10,186	\$112,073,756	\$278,316,830
TEMPORARY TOTAL DISABILITY	32,938	\$265,149,844	\$580,460,607
MEDICAL TREATMENT ONLY	132,400	\$0	\$201,026,727
CONTRACT MEDICAL	7	\$0	\$9,769

Key Terms:

-Full coverage includes workers' compensation and employers' liability coverages.

-Standard premium is equal to the manual premium multiplied by coverage and risk-quality adjustment factors.

-Contract medical refers to when an insurer contracts with a healthcare provider to treat injured workers for a predetermined fee regardless of the number of claims that actually occur.

-Policy period refers to a specified period in which a policy became effective (in this case, 1/1/2014 to 12/31/2014).

-At a first report refers to losses valued as of 18 months after the month in which a policy became effective. Therefore, losses within this report have valuation dates ranging from 6/30/2015 (for a policy with an effective date of 1/1/2014) to 6/30/2016 (for a policy with an effective date of 12/31/2014).

FLORIDA VOLUNTARY PRIVATE PASSENGER AUTOMOBILE EXPERIENCE

ACCIDENT YEARS (AY) 2016, 2015 AND 2014*

PURSUANT TO SECTION 627.915, F.S.

ROW	DESCRIPTION	2016	2015	2014	TOTAL
1	CALENDAR YEAR EARNED PREMIUM	\$16,400,102,984	\$14,870,528,209	\$13,973,558,583	\$45,244,189,776
2	AY PAID LOSSES	\$8,498,294,857	\$9,317,525,212	\$8,760,680,950	\$26,576,501,019
3	AY RESERVES OUTSTANDING	\$2,772,620,738	\$1,215,293,175	\$598,044,457	\$4,585,958,369
4	ALLOCATED LOSS ADJUSTMENT EXPENSE INCURRED	\$423,778,927	\$453,974,228	\$419,965,034	\$1,297,718,189
5	UNALLOCATED LOSS ADJUSTMENT EXPENSE INCURRED	\$1,465,561,154	\$1,367,679,733	\$1,267,356,651	\$4,100,597,538
6	AY INCURRED LOSS AND LOSS ADJUSTMENT EXPENSE	\$13,160,255,676	\$12,354,472,348	\$11,046,047,091	\$36,560,775,115
7	DEVELOPED LOSS AND LOSS ADJUSTMENT EXPENSE INCURRED	\$13,702,256,424	\$12,586,982,336	\$11,163,741,293	\$37,452,980,053
8	POLICYHOLDER DIVIDENDS	\$6,276,179	\$11,947,323	\$14,343,656	\$32,567,158
9	ALL OTHER EXPENSES	\$3,282,334,688	\$3,101,608,005	\$2,963,310,837	\$9,347,253,530
10	UNDERWRITING GAIN (OR LOSS)	\$(590,764,306)	\$(830,009,455)	\$(167,837,204)	\$(1,588,610,965)

*All values are as of March 31, 2017. Rows 1 and 7-9 are used to compute row 10.

SOURCE: DCAM-PPAX, December 19, 2017

Consumer Complaint Indices

as submitted by FL-DFS to NAIC Complaint Database (CDS)

Pursuant to 624.313(1)(i), F.S.

Rule 69O-142.002, F.A.C. implements Section 624.313(1)(i), F.S., which requires the Office to publish complaint ratios for the 10 largest insurers or insurer groups by line of insurance for each insurer or insurer group that has one percent or more of the market share. Although this rule does not apply to private passenger automobile insurance, this report does provide a summary of this coverage.

For purposes of this complaint index reporting:

“**Complaint**” is any written communication by an insured or named beneficiary expressing dissatisfaction with an insurance entity over which the Office has regulatory authority. This does not include complaints against an incorrect entity; complaints against companies providing administrative services for self-funded benefit plans; complaints for properly filed or approved rates; suspected fraudulent claim complaints; and complaints that are duplicative or frivolous. The Office extracts these numbers from the NAIC database; the NAIC receives the data from DFS, and standardizes the definition of complaints across 50 states.

“**Complaint Share**” is the number of complaints received by the Office relative to the insurance industry specified line of insurance complaint total, expressed as a percentage.

“**Premiums**” are consideration paid to an insurer for the issuance and delivery of any binder or policy of insurance or annuity written directly to the consumer.

“**Market Share**” is the company’s direct written premium relative to the insurance industry specified line of insurance premium total, expressed as a percentage.

“**Complaint Index**” is a ratio derived by dividing a company’s complaint share by its market share.

1. A complaint index of greater than 1.00 indicates the company’s complaint share is disproportionately higher than its market share for a specific line of insurance.
2. A complaint index of less than 1.00 indicates the company’s complaint share is disproportionately lower than its market share for a specific line of insurance.

Note: Companies that do not appear in the following tables have zero confirmed complaints.

CONSUMER COMPLAINT INDICES, BY PRODUCT TYPE*
 CALENDAR YEAR 2016
 PURSUANT TO SECTION 624.313(1)(i), F.S.; RULE 690-142.002, F.A.C.

COMPANY INFORMATION		CONFIRMED COMPLAINTS		PREMIUMS		COMPLAINT INDEX	
NAME	NAIC CODE	(#)	SHARE OF PRODUCT TYPE (%)	(\$)	SHARE OF PRODUCT TYPE (%)	(#)	DEVIATION FROM PRODUCT TYPE (%)
COMMERCIAL AUTO / CONFIRMED COMPLAINTS=195 / PREMIUMS=\$2,312,446,741 / COMPLAINT INDEX=1.00							
ALL COMPANIES WITH ZERO COMPLAINTS							
PROGRESSIVE EXPRESS INS CO	10193	44	22.6	358,506,664	15.5	1.46	45.5
AUTO OWNERS INS CO	18988	2	1.0	72,834,021	3.1	0.33	-67.4
WESTFIELD INS CO	24112	1	0.5	63,676,261	2.8	0.19	-81.4
ZURICH AMER INS CO	16535	1	0.5	56,616,009	2.4	0.21	-79.1
OWNERS INS CO	32700	1	0.5	55,073,823	2.4	0.22	-78.5
ALLSTATE INS CO	19232	2	1.0	52,148,073	2.3	0.45	-54.5
NATIONAL IND CO OF THE SOUTH	42137	26	13.3	51,800,332	2.2	5.95	495.2
WESCO INS CO	25011	5	2.6	40,621,761	1.8	1.46	46.0
PHILADELPHIA IND INS CO	18058	2	1.0	35,458,038	1.5	0.67	-33.1
ASCENDANT COMMERCIAL INS INC	13683	5	2.6	34,565,790	1.5	1.72	71.5
FCCI INS CO	10178	1	0.5	34,063,328	1.5	0.35	-65.2
OHIO SECURITY INS CO	24082	4	2.1	34,008,639	1.5	1.39	39.5
STATE NATL INS CO INC	12831	2	1.0	31,720,044	1.4	0.75	-25.2
STATE FARM MUT AUTO INS CO	25178	4	2.1	31,268,448	1.4	1.52	51.7
AMERISURE INS CO	19488	2	1.0	30,168,694	1.3	0.79	-21.4
MAPFRE INS CO OF FL	34932	2	1.0	29,473,675	1.3	0.80	-19.5
GRANADA INS CO	16870	8	4.1	29,090,984	1.3	3.26	226.1
NATIONAL SPECIALTY INS CO	22608	1	0.5	28,077,020	1.2	0.42	-57.8
ACE AMER INS CO	22667	3	1.5	26,472,262	1.1	1.34	34.4
INTEGON PREFERRED INS CO	31488	2	1.0	25,691,194	1.1	0.92	-7.7
NATIONAL UNION FIRE INS CO OF PITT	19445	1	0.5	25,498,678	1.1	0.47	-53.5
GOVERNMENT EMPLOYEES INS CO	22063	2	1.0	25,025,951	1.1	0.95	-5.2
LIBERTY MUT FIRE INS CO	23035	2	1.0	24,019,118	1.0	0.99	-1.3
CANAL INS CO	10464	1	0.5	22,610,216	1.0	0.52	-47.6
NATIONAL LIAB & FIRE INS CO	20052	7	3.6	22,405,382	1.0	3.70	270.5
INFINITY AUTO INS CO	11738	4	2.1	21,348,486	0.9	2.22	122.2
MERCURY IND CO OF AMER	11201	1	0.5	20,517,798	0.9	0.58	-42.2
LANCER INS CO	26077	1	0.5	20,321,254	0.9	0.58	-41.6
UNIVERSAL UNDERWRITERS INS CO	41181	2	1.0	17,946,610	0.8	1.32	32.2
ILLINOIS NATL INS CO	23817	1	0.5	17,457,579	0.8	0.68	-32.1
NATIONAL CAS CO	11991	1	0.5	15,755,935	0.7	0.75	-24.7
STARR IND & LIAB CO	38318	1	0.5	15,127,993	0.7	0.78	-21.6
AMERICAN GUAR & LIAB INS	26247	1	0.5	14,457,825	0.6	0.82	-18.0
OCCIDENTAL FIRE & CAS CO OF NC	23248	2	1.0	12,528,179	0.5	1.89	89.3
OLD REPUBLIC INS CO	24147	1	0.5	11,973,421	0.5	0.99	-1.0
HARTFORD FIRE INS CO	19682	1	0.5	11,717,799	0.5	1.01	1.2
JAMES RIVER INS CO	12203	1	0.5	11,709,149	0.5	1.01	1.3
NORTHLAND INS CO	24015	1	0.5	10,782,936	0.5	1.10	10.0
AMERISURE MUT INS CO	23396	1	0.5	10,313,760	0.4	1.15	15.0
PLAZA INS CO	30945	1	0.5	9,887,735	0.4	1.20	19.9
NEW YORK MARINE & GEN INS CO	16608	1	0.5	9,382,791	0.4	1.26	26.4
GREAT WEST CAS CO	11371	2	1.0	9,296,691	0.4	2.55	155.1
TRAVELERS CAS INS CO OF AMER	19046	1	0.5	9,261,890	0.4	1.28	28.0
COMMERCE & INDUSTRY INS CO	19410	1	0.5	9,160,011	0.4	1.29	29.5
AMERICAN STATES INS CO	19704	3	1.5	7,790,183	0.3	4.57	356.7
INTEGON NATL INS CO	29742	1	0.5	7,244,981	0.3	1.64	63.7
THE CINCINNATI INS CO	10677	1	0.5	7,100,306	0.3	1.67	67.0
SPIRIT COMMERCIAL AUTO RRG INC	14207	1	0.5	4,561,415	0.2	2.60	160.0
MERCURY INS CO OF FL	11202	1	0.5	4,439,571	0.2	2.67	167.1
CHARTER OAK FIRE INS CO	25615	1	0.5	4,224,574	0.2	2.81	180.7
UNITED AUTOMOBILE INS CO	35319	1	0.5	3,652,918	0.2	3.25	224.6
MESA UNDERWRITERS SPECIALTY INS CO	36838	2	1.0	3,297,116	0.1	7.19	619.3
UNITED SPECIALTY INS CO	12537	1	0.5	3,148,108	0.1	3.77	276.7
CAROLINA CAS INS CO	10510	1	0.5	2,222,963	0.1	5.33	433.5
GREAT AMER INS CO	16691	1	0.5	2,208,029	0.1	5.37	437.1
CONIFER INS CO	29734	1	0.5	1,721,346	0.1	6.89	588.9

*ORDERED BY PREMIUMS (DESCENDING) AND COMPANY NAME
 SOURCE: NAIC, 11/21/2017

CONSUMER COMPLAINT INDICES, BY PRODUCT TYPE*
 CALENDAR YEAR 2016
 PURSUANT TO SECTION 624.313(1)(i), F.S.; RULE 690-142.002, F.A.C.

COMPANY INFORMATION		CONFIRMED COMPLAINTS		PREMIUMS		COMPLAINT INDEX	
NAME	NAIC CODE	(#)	SHARE OF PRODUCT TYPE (%)	(\$)	SHARE OF PRODUCT TYPE (%)	(#)	DEVIATION FROM PRODUCT TYPE (%)
COMMERCIAL AUTO / CONFIRMED COMPLAINTS=195 / PREMIUMS=\$2,312,446,741 / COMPLAINT INDEX=1.00							
YEL CO INS	44415	1	0.5	1,198,076	0.1	9.90	889.8
DAILY UNDERWRITERS OF AMER	35483	1	0.5	538,460	0.0	22.02	2,102.3
LIBERTY MUT INS CO	23043	1	0.5	286,530	0.0	41.39	4,038.7
CHEROKEE INS CO	10642	1	0.5	209,561	0.0	56.59	5,558.8
AMERICAN HALLMARK INS CO OF TX	43494	1	0.5	166,495	0.0	71.23	7,022.6
KNIGHTBROOK INS CO	13722	1	0.5	11,580	0.0	1,024.07	102,306.7
CENTURY SURETY CO	36951	1	0.5	6,360	0.0	1,864.58	186,357.6
NATIONAL IND CO	20087	1	0.5	703	0.0	16,868.71	1,686,770.7
AMERICAN SERV INS CO INC	42897	1	0.5	0	0.0	.	.
FEDERATED NATL INS CO	10790	1	0.5	0	0.0	.	.
GEICO GEN INS CO	35882	1	0.5	0	0.0	.	.
GEICO IND CO	22055	1	0.5	0	0.0	.	.
GUIDEONE AMER INS CO	42331	1	0.5	0	0.0	.	.
MERCURY CAS CO	11908	1	0.5	0	0.0	.	.
OCEAN HARBOR CAS INS CO	12360	3	1.5	0	0.0	.	.
PEAK PROP & CAS INS CORP	18139	1	0.5	0	0.0	.	.
PROGRESSIVE AMER INS CO	24252	1	0.5	0	0.0	.	.
PROGRESSIVE CAS INS CO	24260	1	0.5	0	0.0	.	.
REPWEST INS CO	31089	1	0.5	0	0.0	.	.
UNDERWRITERS AT LLOYD'S LONDON	15642	2	1.0	0	0.0	.	.
WINDHAVEN INS CO	12541	1	0.5	0	0.0	.	.
COMMERCIAL LIABILITY / CONFIRMED COMPLAINTS=118 / PREMIUMS=\$1,460,923,367 / COMPLAINT INDEX=1.00							
ALL COMPANIES WITH ZERO COMPLAINTS	.	0	0.0	1,027,549,279	70.3	0.00	-100.0
PHILADELPHIA IND INS CO	18058	4	3.4	73,008,172	5.0	0.68	-32.2
SOUTHERN OWNERS INS CO	10190	11	9.3	37,153,562	2.5	3.67	266.6
OLD DOMINION INS CO	40231	1	0.8	29,246,863	2.0	0.42	-57.7
SCOTTSDALE INS CO	41297	5	4.2	24,093,066	1.6	2.57	156.9
OHIO SECURITY INS CO	24082	2	1.7	21,008,759	1.4	1.18	17.9
GRANADA INS CO	16870	2	1.7	17,469,675	1.2	1.42	41.7
DEPOSITORS INS CO	42587	1	0.8	15,553,348	1.1	0.80	-20.4
AMERISURE MUT INS CO	23396	2	1.7	13,995,313	1.0	1.77	76.9
HARTFORD FIRE INS CO	19682	1	0.8	13,605,756	0.9	0.91	-9.0
ZURICH AMER INS CO	16535	3	2.5	13,559,226	0.9	2.74	173.9
ALLIED PROP & CAS INS CO	42579	2	1.7	12,906,940	0.9	1.92	91.8
AMERISURE INS CO	19488	2	1.7	12,740,775	0.9	1.94	94.3
NATIONWIDE INS CO OF AMER	25453	1	0.8	12,252,566	0.8	1.01	1.0
CONTINENTAL CAS CO	20443	1	0.8	10,911,824	0.7	1.13	13.5
COVINGTON SPECIALTY INS CO	13027	4	3.4	10,209,448	0.7	4.85	385.1
ARCH SPECIALTY INS CO	21199	1	0.8	9,511,822	0.7	1.30	30.2
TRAVELERS PROP CAS CO OF AMER	25674	1	0.8	8,346,710	0.6	1.48	48.3
WESTERN WORLD INS CO	13196	3	2.5	7,879,700	0.5	4.71	371.4
GREAT AMER E&S INS CO	37532	1	0.8	5,781,601	0.4	2.14	114.1
FIRST NATL INS CO OF AMER	24724	1	0.8	5,710,559	0.4	2.17	116.8
ACE AMER INS CO	22667	3	2.5	4,933,591	0.3	7.53	652.8
GRANITE STATE INS CO	23809	3	2.5	4,832,059	0.3	7.69	668.7
CAPITOL SPECIALTY INS CORP	10328	1	0.8	4,710,062	0.3	2.63	162.9
ASPEN SPECIALTY INS CO	10717	1	0.8	4,594,358	0.3	2.69	169.5
ZURICH AMER INS CO OF IL	27855	1	0.8	4,424,225	0.3	2.80	179.8
MARKEL INS CO	38970	1	0.8	4,115,989	0.3	3.01	200.8
FIRST MERCURY INS CO	10657	1	0.8	4,108,521	0.3	3.01	201.3
MAPFRE INS CO OF FL	34932	1	0.8	3,979,367	0.3	3.11	211.1
UNITED SPECIALTY INS CO	12537	4	3.4	3,830,753	0.3	12.93	1,192.8
WESCO INS CO	25011	2	1.7	3,711,693	0.3	6.67	567.1
TRAVELERS IND CO OF CT	25682	2	1.7	3,594,569	0.2	6.89	588.9
NAUTILUS INS CO	17370	1	0.8	3,345,771	0.2	3.70	270.0
GREAT NORTHERN INS CO	20303	1	0.8	3,192,852	0.2	3.88	287.8
JAMES RIVER INS CO	12203	1	0.8	2,739,137	0.2	4.52	352.0
MID CONTINENT CAS CO	23418	1	0.8	2,718,109	0.2	4.55	355.5

*ORDERED BY PREMIUMS (DESCENDING) AND COMPANY NAME
 SOURCE: NAIC, 11/21/2017

CONSUMER COMPLAINT INDICES, BY PRODUCT TYPE*
CALENDAR YEAR 2016
PURSUANT TO SECTION 624.313(1)(i), F.S.; RULE 690-142.002, F.A.C.

COMPANY INFORMATION		CONFIRMED COMPLAINTS		PREMIUMS		COMPLAINT INDEX	
NAME	NAIC CODE	(#)	SHARE OF PRODUCT TYPE (%)	(\$)	SHARE OF PRODUCT TYPE (%)	(#)	DEVIATION FROM PRODUCT TYPE (%)
COMMERCIAL LIABILITY / CONFIRMED COMPLAINTS=118 / PREMIUMS=\$1,460,923,367 / COMPLAINT INDEX=1.00							
LIBERTY MUT FIRE INS CO	23035	1	0.8	2,640,634	0.2	4.69	368.9
AMERICAN AUTOMOBILE INS CO	21849	1	0.8	2,500,141	0.2	4.95	395.2
CAPACITY INS CO	32930	1	0.8	2,328,806	0.2	5.32	431.6
STATE NATL INS CO INC	12831	1	0.8	2,229,585	0.2	5.55	455.3
HDI GLOBAL INS CO	41343	1	0.8	2,080,950	0.1	5.95	495.0
AUTO OWNERS INS CO	18988	2	1.7	1,909,815	0.1	12.97	1,196.5
CRUM & FORSTER IND CO	31348	1	0.8	1,526,591	0.1	8.11	711.0
HERITAGE PROP & CAS INS CO	14407	1	0.8	713,924	0.0	17.34	1,634.2
SENECA SPECIALTY INS CO	10729	1	0.8	705,050	0.0	17.56	1,656.0
ATLANTIC SPECIALTY INS CO	27154	1	0.8	612,264	0.0	20.22	1,922.1
OHIO CAS INS CO	24074	1	0.8	553,647	0.0	22.36	2,136.2
ASPEN AMER INS CO	43460	2	1.7	524,806	0.0	47.18	4,618.2
UNITED STATES LIAB INS CO	25895	3	2.5	473,832	0.0	78.39	7,738.7
LIBERTY MUT INS CO	23043	2	1.7	459,845	0.0	53.85	5,284.7
BURLINGTON INS CO	23620	2	1.7	174,513	0.0	141.89	14,088.9
MOUNT VERNON FIRE INS CO	26522	1	0.8	127,637	0.0	97.00	9,599.9
QBE INS CORP	39217	1	0.8	24,866	0.0	497.90	49,689.7
NATIONAL IND CO OF THE SOUTH	42137	1	0.8	6,174	0.0	2,005.30	200,429.7
NORTH POINTE INS CO	27740	2	1.7	4,267	0.0	5,803.00	580,200.3
ACCIDENT INS CO INC	11573	1	0.8	0	0.0	.	.
AIG SPECIALTY INS CO	26883	1	0.8	0	0.0	.	.
AMERICAN SAFETY INDEMNITY CO	25433	2	1.7	0	0.0	.	.
ATTPRO RRG RECIP RRG	13795	1	0.8	0	0.0	.	.
CHUBB IND INS CO	12777	1	0.8	0	0.0	.	.
CYPRESS PROP & CAS INS CO	10953	3	2.5	0	0.0	.	.
FEDERATED NATL INS CO	10790	5	4.2	0	0.0	.	.
HUDSON INS CO	25054	1	0.8	0	0.0	.	.
RSUI IND CO	22314	1	0.8	0	0.0	.	.
STONINGTON INS CO	10340	1	0.8	0	0.0	.	.
TRAVELERS CAS & SURETY CO OF AMER	31194	1	0.8	0	0.0	.	.
UNDERWRITERS AT LLOYD'S LONDON	15642	1	0.8	0	0.0	.	.
COMMERCIAL PROPERTY / CONFIRMED COMPLAINTS=51 / PREMIUMS=\$3,090,791,765 / COMPLAINT INDEX=1.00							
ALL COMPANIES WITH ZERO COMPLAINTS	.	0	0.0	2,251,751,484	72.9	0.00	-100.0
AMERICAN COASTAL INS CO	12968	3	5.9	250,219,012	8.1	0.73	-27.3
ZURICH AMER INS CO	16535	1	2.0	105,613,713	3.4	0.57	-42.6
FEDERAL INS CO	20281	1	2.0	67,745,198	2.2	0.89	-10.5
STATE FARM FL INS CO	10739	1	2.0	50,912,337	1.6	1.19	19.0
OLD DOMINION INS CO	40231	1	2.0	50,328,851	1.6	1.20	20.4
TRAVELERS PROP CAS CO OF AMER	25674	1	2.0	44,408,452	1.4	1.36	36.5
AMERICAN ZURICH INS CO	40142	2	3.9	41,109,574	1.3	2.95	194.8
SCOTTSDALE INS CO	41297	2	3.9	37,279,855	1.2	3.25	225.1
ROCKHILL INS CO	28053	1	2.0	30,473,482	1.0	1.99	98.9
PHILADELPHIA IND INS CO	18058	1	2.0	22,519,781	0.7	2.69	169.1
PROGRESSIVE EXPRESS INS CO	10193	1	2.0	18,243,370	0.6	3.32	232.2
NATIONWIDE INS CO OF AMER	25453	1	2.0	17,231,645	0.6	3.52	251.7
LIBERTY MUT INS CO	23043	1	2.0	16,817,242	0.5	3.60	260.4
ATLANTIC SPECIALTY INS CO	27154	1	2.0	16,203,282	0.5	3.74	274.0
ALLIED PROP & CAS INS CO	42579	1	2.0	10,940,711	0.4	5.54	453.9
UNITED SERV AUTOMOBILE ASSN	25941	1	2.0	8,899,019	0.3	6.81	581.0
FIRST NATL INS CO OF AMER	24724	1	2.0	8,116,626	0.3	7.47	646.7
COVINGTON SPECIALTY INS CO	13027	1	2.0	7,299,203	0.2	8.30	730.3
CAPACITY INS CO	32930	2	3.9	6,844,561	0.2	17.71	1,670.9
SENTINEL INS CO LTD	11000	1	2.0	5,768,416	0.2	10.51	950.6
UNIVERSAL INS CO OF NA	11986	1	2.0	4,477,113	0.1	13.54	1,253.6
WESTERN WORLD INS CO	13196	1	2.0	4,172,984	0.1	14.52	1,352.3
MAPFRE INS CO OF FL	34932	1	2.0	3,654,804	0.1	16.58	1,558.2
ARCH INS CO	11150	1	2.0	2,367,300	0.1	25.60	2,460.0
GRANADA INS CO	16870	1	2.0	2,100,762	0.1	28.85	2,784.8

*ORDERED BY PREMIUMS (DESCENDING) AND COMPANY NAME
SOURCE: NAIC, 11/21/2017

CONSUMER COMPLAINT INDICES, BY PRODUCT TYPE*

CALENDAR YEAR 2016

PURSUANT TO SECTION 624.313(1)(i), F.S.; RULE 690-142.002, F.A.C.

COMPANY INFORMATION		CONFIRMED COMPLAINTS		PREMIUMS		COMPLAINT INDEX	
NAME	NAIC CODE	(#)	SHARE OF PRODUCT TYPE (%)	(\$)	SHARE OF PRODUCT TYPE (%)	(#)	DEVIATION FROM PRODUCT TYPE (%)
COMMERCIAL PROPERTY / CONFIRMED COMPLAINTS=51 / PREMIUMS=\$3,090,791,765 / COMPLAINT INDEX=1.00							
CATLIN SPECIALTY INS CO	15989	1	2.0	1,738,921	0.1	34.85	3,385.1
CATERPILLAR INS CO	11255	1	2.0	1,455,250	0.0	41.64	4,064.5
ALLSTATE INS CO	19232	2	3.9	843,290	0.0	143.73	14,273.2
NAUTILUS INS CO	17370	1	2.0	434,393	0.0	139.51	13,851.4
QBE INS CORP	39217	1	2.0	348,468	0.0	173.91	17,291.5
MOUNT VERNON FIRE INS CO	26522	1	2.0	279,751	0.0	216.63	21,563.5
ST PAUL FIRE & MARINE INS CO	24767	1	2.0	172,830	0.0	350.66	34,965.5
SOUTHERN FIDELITY INS CO INC	10136	1	2.0	13,625	0.0	4,447.98	444,698.2
NATIONWIDE MUT INS CO	23787	1	2.0	6,458	0.0	9,384.29	938,329.2
UNITED STATES LIAB INS CO	25895	1	2.0	2	0.0	30,301,880.05	3,030,187,904.9
ASCENDANT COMMERCIAL INS INC	13683	1	2.0	0	0.0	.	.
CITIZENS PROP INS CORP	10064	4	7.8	0	0.0	.	.
LIBERTY INS CORP	42404	1	2.0	0	0.0	.	.
REPWEST INS CO	31089	1	2.0	0	0.0	.	.
SCOTTSDALE IND CO	15580	1	2.0	0	0.0	.	.
STATE FARM FIRE & CAS CO	25143	1	2.0	0	0.0	.	.
UNDERWRITERS AT LLOYD'S LONDON	15642	1	2.0	0	0.0	.	.
CREDIT / CONFIRMED COMPLAINTS=6 / PREMIUMS=\$146,720,295 / COMPLAINT INDEX=1.00							
ALL COMPANIES WITH ZERO COMPLAINTS		0	0.0	137,417,288	93.7	0.00	-100.0
MINNESOTA LIFE INS CO	66168	1	16.7	4,433,552	3.0	5.52	451.6
LIFE OF THE SOUTH INS CO	97691	2	33.3	2,580,594	1.8	18.95	1,795.2
CENTRAL STATES H & L CO OF OMAHA	61751	1	16.7	1,616,025	1.1	15.13	1,413.2
PAVONIA LIFE INS CO OF MI	93777	1	16.7	672,836	0.5	36.34	3,534.4
UNIFIED LIFE INS CO	11121	1	16.7	0	0.0	.	.
FIDELITY AND SURETY / CONFIRMED COMPLAINTS=30 / PREMIUMS=\$425,789,778 / COMPLAINT INDEX=1.00							
ALL COMPANIES WITH ZERO COMPLAINTS		0	0.0	312,413,568	73.4	0.00	-100.0
TRAVELERS CAS & SURETY CO OF AMER	31194	2	6.7	67,845,391	15.9	0.42	-58.2
WESTERN SURETY CO	13188	1	3.3	21,917,306	5.1	0.65	-35.2
GREAT AMER INS CO	16691	8	26.7	13,083,287	3.1	8.68	767.9
OLD REPUBLIC SURETY CO	40444	1	3.3	4,691,189	1.1	3.03	202.5
HUDSON INS CO	25054	12	40.0	4,559,944	1.1	37.35	3,635.0
WASHINGTON INTL INS CO	32778	1	3.3	1,069,150	0.3	13.28	1,227.5
NATIONAL SPECIALTY INS CO	22608	1	3.3	198,230	0.0	71.60	7,059.9
NATIONAL BAIL & SURETY CO	13003	1	3.3	11,713	0.0	1,211.73	121,073.0
ALLSTATE NORTHBROOK IND CO	36455	1	3.3	0	0.0	.	.
FIDELITY NATL TITLE INS CO	51586	1	3.3	0	0.0	.	.
WESTCOR LAND TITLE INS CO	50050	1	3.3	0	0.0	.	.
GROUP ACCIDENT AND HEALTH / CONFIRMED COMPLAINTS=1,042 / PREMIUMS=\$16,733,014,568 / COMPLAINT INDEX=1.00							
UNITEDHEALTHCARE INS CO	79413	121	11.6	2,960,009,518	17.7	0.66	-34.4
BCBS OF FL	98167	220	21.1	2,481,459,474	14.8	1.42	42.4
SUNSHINE STATE HLTH PLAN INC	13148	8	0.8	1,816,730,748	10.9	0.07	-92.9
HEALTH OPTIONS INC	95089	39	3.7	1,004,939,006	6.0	0.62	-37.7
AETNA HLTH INC FL CORP	95088	28	2.7	863,504,034	5.2	0.52	-47.9
CIGNA HLTH & LIFE INS CO	67369	84	8.1	854,256,517	5.1	1.58	57.9
AETNA LIFE INS CO	60054	96	9.2	780,015,950	4.7	1.98	97.6
ALL COMPANIES WITH ZERO COMPLAINTS		0	0.0	687,477,659	4.1	0.00	-100.0
HUMANA MEDICAL PLAN INC	95270	20	1.9	687,278,681	4.1	0.47	-53.3
NEIGHBORHOOD HLTH PARTNERSHIP INC	95123	36	3.5	578,723,990	3.5	1.00	-0.1
CAPITAL HLTH PLAN INC	95112	7	0.7	546,623,836	3.3	0.21	-79.4
UNITED HLTHCARE OF FL INC	95264	60	5.8	480,984,544	2.9	2.00	100.3
AVMED INC	95263	14	1.3	408,267,082	2.4	0.55	-44.9
METROPOLITAN LIFE INS CO	65978	28	2.7	346,603,939	2.1	1.30	29.7
GUARDIAN LIFE INS CO OF AMER	64246	8	0.8	234,841,825	1.4	0.55	-45.3
GOLDEN RULE INS CO	62286	14	1.3	228,782,509	1.4	0.98	-1.7
FLORIDA HLTH CARE PLAN INC	13567	3	0.3	180,893,300	1.1	0.27	-73.4
COVENTRY HLTH CARE OF FL INC	95114	6	0.6	165,820,531	1.0	0.58	-41.9
UNUM LIFE INS CO OF AMER	62235	6	0.6	143,397,545	0.9	0.67	-32.8
US BR SUN LIFE ASSUR CO OF CANADA	80802	1	0.1	118,688,825	0.7	0.14	-86.5
LIFE INS CO OF N AMER	65498	8	0.8	99,659,146	0.6	1.29	28.9
HARTFORD LIFE & ACCIDENT INS CO	70815	4	0.4	98,074,764	0.6	0.65	-34.5

*ORDERED BY PREMIUMS (DESCENDING) AND COMPANY NAME
SOURCE: NAIC, 11/21/2017

CONSUMER COMPLAINT INDICES, BY PRODUCT TYPE*
CALENDAR YEAR 2016
PURSUANT TO SECTION 624.313(1)(i), F.S.; RULE 690-142.002, F.A.C.

COMPANY INFORMATION		CONFIRMED COMPLAINTS		PREMIUMS		COMPLAINT INDEX	
NAME	NAIC CODE	(#)	SHARE OF PRODUCT TYPE (%)	(\$)	SHARE OF PRODUCT TYPE (%)	(#)	DEVIATION FROM PRODUCT TYPE (%)
GROUP ACCIDENT AND HEALTH / CONFIRMED COMPLAINTS=1,042 / PREMIUMS=\$16,733,014,568 / COMPLAINT INDEX=1.00							
LINCOLN NATL LIFE INS CO	65676	11	1.1	74,151,328	0.4	2.38	138.2
STANDARD INS CO	69019	5	0.5	70,331,815	0.4	1.14	14.2
PRINCIPAL LIFE INS CO	61271	4	0.4	66,599,042	0.4	0.96	-3.6
RELIANCE STANDARD LIFE INS CO	68381	3	0.3	56,128,396	0.3	0.86	-14.2
AMERICAN HERITAGE LIFE INS CO	60534	8	0.8	55,454,931	0.3	2.32	131.7
TRANSAMERICA LIFE INS CO	86231	2	0.2	54,803,206	0.3	0.59	-41.4
FLORIDA COMBINED LIFE INS CO INC	76031	2	0.2	53,493,519	0.3	0.60	-40.0
PRUDENTIAL INS CO OF AMER	68241	11	1.1	53,096,089	0.3	3.33	232.7
UNITED OF OMAHA LIFE INS CO	69868	7	0.7	51,734,365	0.3	2.17	117.3
TRANSAMERICA PREMIER LIFE INS CO	66281	1	0.1	47,738,129	0.3	0.34	-66.4
FREEDOM LIFE INS CO OF AMER	62324	4	0.4	44,174,198	0.3	1.45	45.4
UNION SECURITY INS CO	70408	3	0.3	43,549,149	0.3	1.11	10.6
LIBERTY LIFE ASSUR CO OF BOSTON	65315	5	0.5	39,097,804	0.2	2.05	105.4
CONTINENTAL AMER INS CO	71730	1	0.1	27,954,593	0.2	0.57	-42.6
NATIONAL UNION FIRE INS CO OF PITT	19445	1	0.1	22,349,986	0.1	0.72	-28.1
HEALTH FIRST HLTH PLANS INC	15880	1	0.1	20,158,182	0.1	0.80	-20.3
JOHN HANCOCK LIFE INS CO USA	65838	3	0.3	16,068,055	0.1	3.00	199.8
HUMANA HLTH INS CO OF FL INC	69671	6	0.6	15,040,648	0.1	6.41	540.6
COLONIAL LIFE & ACCIDENT INS CO	62049	1	0.1	14,918,111	0.1	1.08	7.6
CONSTITUTION LIFE INS CO	62359	1	0.1	13,026,889	0.1	1.23	23.3
UNITEDHEALTHCARE LIFE INS CO	97179	2	0.2	11,698,857	0.1	2.75	174.5
GERBER LIFE INS CO	70939	1	0.1	11,203,169	0.1	1.43	43.3
COMPANION LIFE INS CO	77828	7	0.7	10,638,481	0.1	10.57	956.6
AMERICAN FIDELITY ASSUR CO	60410	1	0.1	10,078,995	0.1	1.59	59.3
ZURICH AMER INS CO	16535	1	0.1	9,415,008	0.1	1.71	70.6
AAA LIFE INS CO	71854	2	0.2	8,903,651	0.1	3.61	260.7
UNITED STATES LIFE INS CO IN THE C	70106	1	0.1	8,647,643	0.1	1.86	85.7
TIME INS CO	69477	7	0.7	8,466,982	0.1	13.28	1,227.6
INTEGON IND CORP	22772	1	0.1	7,891,984	0.0	2.03	103.5
NATIONWIDE LIFE INS CO	66869	1	0.1	6,030,966	0.0	2.66	166.3
4 EVER LIFE INS CO	80985	1	0.1	5,500,292	0.0	2.92	192.0
UNIFIED LIFE INS CO	11121	8	0.8	4,378,921	0.0	29.34	2,833.8
HARTFORD LIFE INS CO	88072	1	0.1	3,841,293	0.0	4.18	318.1
FEDERAL INS CO	20281	1	0.1	3,513,692	0.0	4.57	357.0
COVENTRY HLTH & LIFE INS CO	81973	1	0.1	3,453,267	0.0	4.65	365.0
STANDARD LIFE & ACCIDENT INS CO	86355	1	0.1	3,130,783	0.0	5.13	412.9
CONTINENTAL CAS CO	20443	6	0.6	2,192,548	0.0	43.94	4,294.5
CATLIN INS CO	19518	1	0.1	2,069,792	0.0	7.76	675.9
GUARANTEE TRUST LIFE INS CO	64211	1	0.1	1,342,806	0.0	11.96	1,095.9
CONNECTICUT GEN LIFE INS CO	62308	1	0.1	1,143,640	0.0	14.04	1,304.2
CIGNA HLTHCARE OF FL INC	95136	1	0.1	927,421	0.0	17.32	1,631.5
INDEPENDENCE AMER INS CO	26581	1	0.1	760,745	0.0	21.11	2,010.9
MID WEST NATL LIFE INS CO OF TN	66087	1	0.1	587,808	0.0	27.32	2,631.9
PROVIDENT LIFE & ACCIDENT INS CO	68195	1	0.1	101,519	0.0	158.18	15,718.3
AMERICAN FAMILY LIFE ASSUR CO OF C	60380	1	0.1	80,383	0.0	199.78	19,877.6
UNICARE LIFE & HLTH INS CO	80314	1	0.1	55,496	0.0	289.36	28,836.4
ALLIANZ LIFE INS CO OF N AMER	90611	1	0.1	24,800	0.0	647.52	64,652.2
USAA LIFE INS CO	69663	1	0.1	15,019	0.0	1,069.22	106,821.6
BRIGHTHOUSE LIFE INS CO	87726	1	0.1	6,643	0.0	2,417.36	241,636.5
JACKSON NATL LIFE INS CO	65056	1	0.1	4,614	0.0	3,480.40	347,939.8
AETNA HLTH & LIFE INS CO	78700	6	0.6	2,501	0.0	38,525.12	3,852,412.3
COLONIAL PENN LIFE INS CO	62065	1	0.1	2,047	0.0	7,844.92	784,392.2
COVENTRY HLTH PLAN OF FL INC	95266	2	0.2	944	0.0	34,022.36	3,402,136.3
AETNA HLTH INS CO	72052	2	0.2	0	0.0	.	.
AVMED HEALTH INS CO	82516	4	0.4	0	0.0	.	.
CELTIC INS CO	80799	2	0.2	0	0.0	.	.
CIGNA DENTAL HLTH OF FL INC	52021	1	0.1	0	0.0	.	.

*ORDERED BY PREMIUMS (DESCENDING) AND COMPANY NAME
SOURCE: NAIC, 11/21/2017

CONSUMER COMPLAINT INDICES, BY PRODUCT TYPE*
 CALENDAR YEAR 2016
 PURSUANT TO SECTION 624.313(1)(i), F.S.; RULE 690-142.002, F.A.C.

COMPANY INFORMATION		CONFIRMED COMPLAINTS		PREMIUMS		COMPLAINT INDEX	
NAME	NAIC CODE	(#)	SHARE OF PRODUCT TYPE (%)	(\$)	SHARE OF PRODUCT TYPE (%)	(#)	DEVIATION FROM PRODUCT TYPE (%)
GROUP ACCIDENT AND HEALTH / CONFIRMED COMPLAINTS=1,042 / PREMIUMS=\$16,733,014,568 / COMPLAINT INDEX=1.00							
CIGNA DENTAL HLTH OF KS INC	52024	1	0.1	0	0.0	.	.
COMPBENEFITS CO	52015	4	0.4	0	0.0	.	.
COMPBENEFITS INS CO	60984	4	0.4	0	0.0	.	.
DELTA DENTAL INS CO	81396	23	2.2	0	0.0	.	.
DENTAL BENEFIT PROVIDERS OF IL INC	52053	1	0.1	0	0.0	.	.
ENVISION INS CO	12747	1	0.1	0	0.0	.	.
HARTFORD ACCIDENT & IND CO	22357	1	0.1	0	0.0	.	.
HEALTH FIRST HEALTH PLANS INC	95019	4	0.4	0	0.0	.	.
HUMANA HLTH PLAN INC	95885	5	0.5	0	0.0	.	.
HUMANA INS CO	73288	6	0.6	0	0.0	.	.
HUMANADENTAL INS CO	70580	4	0.4	0	0.0	.	.
MOLINA HLTHCARE OF FL INC	13128	2	0.2	0	0.0	.	.
PROFESSIONAL INS CO	68047	1	0.1	0	0.0	.	.
SAFEGUARD HLTH PLANS INC	52009	2	0.2	0	0.0	.	.
SECURITY LIFE INS CO OF AMERICA	68721	2	0.2	0	0.0	.	.
SOLSTICE BENEFITS INC	12341	11	1.1	0	0.0	.	.
UNITED CONCORDIA DENTAL PLANS OF F	52020	1	0.1	0	0.0	.	.
UNITED CONCORDIA INS CO	85766	2	0.2	0	0.0	.	.
UNITED TEACHER ASSOC INS CO	63479	1	0.1	0	0.0	.	.
UNUM INS CO	67601	1	0.1	0	0.0	.	.
GROUP ANNUITY / CONFIRMED COMPLAINTS=5 / PREMIUMS=\$3,242,393,547 / COMPLAINT INDEX=1.00							
ALL COMPANIES WITH ZERO COMPLAINTS		0	0.0	2,671,013,900	82.4	0.00	-100.0
VARIABLE ANN LIFE INS CO	70238	1	20.0	336,507,876	10.4	1.93	92.7
AXA EQUITABLE LIFE INS CO	62944	1	20.0	233,600,135	7.2	2.78	177.6
GREAT AMER LIFE INS CO	63312	1	20.0	1,271,636	0.0	509.96	50,895.6
FIDELITY SECURITY LIFE INS CO	71870	1	20.0	0	0.0	.	.
PRUDENTIAL RETIREMENT INS & ANN CO	93629	1	20.0	0	0.0	.	.
GROUP LIFE / CONFIRMED COMPLAINTS=61 / PREMIUMS=\$1,730,622,045 / COMPLAINT INDEX=1.00							
ALL COMPANIES WITH ZERO COMPLAINTS		0	0.0	702,461,721	40.6	0.00	-100.0
METROPOLITAN LIFE INS CO	65978	7	11.5	251,322,112	14.5	0.79	-21.0
PRUDENTIAL INS CO OF AMER	68241	10	16.4	167,347,266	9.7	1.70	69.5
NEW YORK LIFE INS CO	66915	1	1.6	115,337,283	6.7	0.25	-75.4
LIFE INS CO OF N AMER	65498	2	3.3	69,048,196	4.0	0.82	-17.8
UNUM LIFE INS CO OF AMER	62235	1	1.6	61,543,658	3.6	0.46	-53.9
AETNA LIFE INS CO	60054	2	3.3	59,588,758	3.4	0.95	-4.8
STANDARD INS CO	69019	1	1.6	47,550,606	2.7	0.60	-40.3
LINCOLN NATL LIFE INS CO	65676	4	6.6	42,133,143	2.4	2.69	169.3
US BR SUN LIFE ASSUR CO OF CANADA	80802	2	3.3	35,164,609	2.0	1.61	61.4
UNITED OF OMAHA LIFE INS CO	69868	1	1.6	31,732,303	1.8	0.89	-10.6
GUARDIAN LIFE INS CO OF AMER	64246	1	1.6	25,658,786	1.5	1.11	10.6
FLORIDA COMBINED LIFE INS CO INC	76031	1	1.6	22,728,330	1.3	1.25	24.8
LIBERTY LIFE ASSUR CO OF BOSTON	65315	1	1.6	20,467,284	1.2	1.39	38.6
AAA LIFE INS CO	71854	1	1.6	16,769,881	1.0	1.69	69.2
RELIASTAR LIFE INS CO	67105	1	1.6	15,669,798	0.9	1.81	81.1
TRANSAMERICA LIFE INS CO	86231	3	4.9	10,602,628	0.6	8.03	702.7
UNITEDHEALTHCARE INS CO	79413	1	1.6	10,069,027	0.6	2.82	181.8
CONNECTICUT GEN LIFE INS CO	62308	2	3.3	8,753,066	0.5	6.48	548.2
AMERICAN HERITAGE LIFE INS CO	60534	1	1.6	5,956,308	0.3	4.76	376.3
SYMETRA LIFE INS CO	68608	1	1.6	3,365,280	0.2	8.43	743.0
CMFG LIFE INS CO	62626	1	1.6	2,842,515	0.2	9.98	898.1
ALLSTATE LIFE INS CO	60186	2	3.3	2,159,962	0.1	26.27	2,527.0
DEARBORN NATL LIFE INS CO	71129	1	1.6	826,450	0.0	34.33	3,332.9
JACKSON NATL LIFE INS CO	65056	1	1.6	767,000	0.0	36.99	3,598.9
RELIASTAR LIFE INS CO OF NY	61360	1	1.6	284,645	0.0	99.67	9,867.1
KANAWHA INS CO	65110	2	3.3	208,305	0.0	272.40	27,139.7
PROVIDENT LIFE & ACCIDENT INS CO	68195	1	1.6	119,563	0.0	237.29	23,628.8
AMERICAN BANKERS LIFE ASSUR CO OF	60275	1	1.6	92,197	0.0	307.72	30,672.0
GENWORTH LIFE & ANN INS CO	65536	1	1.6	36,794	0.0	771.07	77,007.3
WASHINGTON NATL INS CO	70319	1	1.6	14,329	0.0	1,979.96	197,896.0

*ORDERED BY PREMIUMS (DESCENDING) AND COMPANY NAME
 SOURCE: NAIC, 11/21/2017

CONSUMER COMPLAINT INDICES, BY PRODUCT TYPE*

CALENDAR YEAR 2016

PURSUANT TO SECTION 624.313(1)(i), F.S.; RULE 690-142.002, F.A.C.

COMPANY INFORMATION		CONFIRMED COMPLAINTS		PREMIUMS		COMPLAINT INDEX	
NAME	NAIC CODE	(#)	SHARE OF PRODUCT TYPE (%)	(\$)	SHARE OF PRODUCT TYPE (%)	(#)	DEVIATION FROM PRODUCT TYPE (%)
GROUP LIFE / CONFIRMED COMPLAINTS=61 / PREMIUMS=\$1,730,622,045 / COMPLAINT INDEX=1.00							
WILCO LIFE INS CO	65900	1	1.6	183	0.0	155,031.98	15,503,098.5
MANHATTAN LIFE INS CO	65870	1	1.6	59	0.0	480,861.92	48,086,091.9
BRIGHTHOUSE LIFE INS CO	87726	1	1.6	0	0.0	.	.
FIDELITY INVESTMENTS LIFE INS CO	93696	1	1.6	0	0.0	.	.
STONEBRIDGE LIFE INS CO	65021	1	1.6	0	0.0	.	.
HOMEOWNER / CONFIRMED COMPLAINTS=4,730 / PREMIUMS=\$8,805,971,582 / COMPLAINT INDEX=1.00							
UNIVERSAL PROP & CAS INS	10861	530	11.2	781,475,443	8.9	1.26	26.3
STATE FARM FL INS CO	10739	138	2.9	581,448,453	6.6	0.44	-55.8
FEDERATED NATL INS CO	10790	194	4.1	430,041,366	4.9	0.84	-16.0
CITIZENS PROP INS CORP	10064	610	12.9	428,723,564	4.9	2.65	164.9
HERITAGE PROP & CAS INS CO	14407	242	5.1	398,205,621	4.5	1.13	13.1
ALL COMPANIES WITH ZERO COMPLAINTS	.	0	0.0	355,786,464	4.0	0.00	-100.0
HOMEOWNERS CHOICE PROP & CAS INS C	12944	130	2.7	321,567,787	3.7	0.75	-24.7
SECURITY FIRST INS CO	10117	211	4.5	294,492,248	3.3	1.33	33.4
UNITED PROP & CAS INS CO	10969	277	5.9	281,034,338	3.2	1.84	83.5
FLORIDA PENINSULA INS CO	10132	167	3.5	253,873,944	2.9	1.22	22.5
FIRST PROTECTIVE INS CO	10897	47	1.0	244,861,536	2.8	0.36	-64.3
UNITED SERV AUTOMOBILE ASSN	25941	7	0.1	244,399,348	2.8	0.05	-94.7
PEOPLES TRUST INS CO	13125	156	3.3	243,905,349	2.8	1.19	19.1
ST JOHNS INS CO INC	11844	109	2.3	227,150,119	2.6	0.89	-10.7
TOWER HILL PRIME INS CO	11027	108	2.3	211,586,668	2.4	0.95	-5.0
AMERICAN INTEGRITY INS CO OF FL	12841	240	5.1	184,493,005	2.1	2.42	142.2
FEDERAL INS CO	20281	4	0.1	184,393,345	2.1	0.04	-96.0
ASI PREFERRED INS CORP	13142	22	0.5	125,703,484	1.4	0.33	-67.4
USAA CAS INS CO	25968	10	0.2	124,903,574	1.4	0.15	-85.1
OLYMPUS INS CO	12954	85	1.8	116,658,112	1.3	1.36	35.7
TOWER HILL PREFERRED INS CO	29050	75	1.6	112,497,312	1.3	1.24	24.1
TOWER HILL SIGNATURE INS CO	12538	60	1.3	109,617,437	1.2	1.02	1.9
TOWER HILL SELECT INS CO	12011	81	1.7	105,023,614	1.2	1.44	43.6
CASTLE KEY INS CO	30511	84	1.8	99,752,165	1.1	1.57	56.8
AUTO CLUB INS CO OF FL	12813	24	0.5	99,586,380	1.1	0.45	-55.1
LEXINGTON INS CO	19437	4	0.1	93,175,910	1.1	0.08	-92.0
GULFSTREAM PROP & CAS INS CO	12237	20	0.4	89,770,036	1.0	0.41	-58.5
FLORIDA FAMILY INS CO	10688	44	0.9	88,937,702	1.0	0.92	-7.9
PROGRESSIVE PROP INS CO	13038	31	0.7	81,508,688	0.9	0.71	-29.2
SAFEPOINT INS CO	15341	48	1.0	70,421,398	0.8	1.27	26.9
CASTLE KEY IND CO	10835	22	0.5	69,645,087	0.8	0.59	-41.2
SOUTHERN FIDELITY PROP & CAS INC	14166	58	1.2	69,401,346	0.8	1.56	55.6
OMEGA INS CO	38644	23	0.5	69,194,392	0.8	0.62	-38.1
SOUTHERN OAK INS CO	12247	30	0.6	68,728,680	0.8	0.81	-18.7
FLORIDA FARM BUREAU CAS INS CO	31216	9	0.2	64,545,966	0.7	0.26	-74.0
AMERICAN STRATEGIC INS CORP	10872	34	0.7	63,263,497	0.7	1.00	0.1
UNIVERSAL INS CO OF NA	11986	40	0.8	62,659,001	0.7	1.19	18.8
CYPRESS PROP & CAS INS CO	10953	21	0.4	62,134,356	0.7	0.63	-37.1
SAFE HARBOR INS CO	12563	39	0.8	57,788,969	0.7	1.26	25.6
PREPARED INS CO	13687	25	0.5	57,734,874	0.7	0.81	-19.4
SOUTHERN FIDELITY INS CO INC	10136	77	1.6	57,006,496	0.6	2.51	151.5
ACE INS CO OF THE MIDWEST	26417	1	0.0	56,310,602	0.6	0.03	-96.7
GEOVERA SPECIALTY INS CO	10182	3	0.1	54,111,882	0.6	0.10	-89.7
LIBERTY MUT FIRE INS CO	23035	12	0.3	51,432,354	0.6	0.43	-56.6
FLORIDA FARM BUR GEN INS CO	21817	13	0.3	50,543,516	0.6	0.48	-52.1
ELEMENTS PROPERTY INS CO	15312	49	1.0	49,371,569	0.6	1.85	84.8
AMERICAN TRADITIONS INS CO	12359	51	1.1	48,729,981	0.6	1.95	94.8
EDISON INS CO	12482	13	0.3	47,147,063	0.5	0.51	-48.7
FOREMOST INS CO GRAND RAPIDS MI	11185	7	0.1	46,161,093	0.5	0.28	-71.8
ANCHOR PROP & CAS INS CO	15617	27	0.6	45,802,754	0.5	1.10	9.7
AMICA MUT INS CO	19976	6	0.1	43,226,949	0.5	0.26	-74.2
AMERICAN BANKERS INS CO OF FL	10111	20	0.4	42,326,510	0.5	0.88	-12.0

*ORDERED BY PREMIUMS (DESCENDING) AND COMPANY NAME
SOURCE: NAIC, 11/21/2017

CONSUMER COMPLAINT INDICES, BY PRODUCT TYPE*
CALENDAR YEAR 2016
PURSUANT TO SECTION 624.313(1)(i), F.S.; RULE 690-142.002, F.A.C.

COMPANY INFORMATION		CONFIRMED COMPLAINTS		PREMIUMS		COMPLAINT INDEX	
NAME	NAIC CODE	(#)	SHARE OF PRODUCT TYPE (%)	(\$)	SHARE OF PRODUCT TYPE (%)	(#)	DEVIATION FROM PRODUCT TYPE (%)
HOMEOWNER / CONFIRMED COMPLAINTS=4,730 / PREMIUMS=\$8,805,971,582 / COMPLAINT INDEX=1.00							
MODERN USA INS CO	12957	31	0.7	42,241,979	0.5	1.37	36.6
NATIONWIDE INS CO OF FL	10948	13	0.3	40,589,366	0.5	0.60	-40.4
HARTFORD INS CO OF THE MIDWEST	37478	12	0.3	39,153,562	0.4	0.57	-42.9
ASI ASSUR CORP	12196	24	0.5	38,821,299	0.4	1.15	15.1
FIRST COMMUNITY INS CO	13990	14	0.3	37,637,396	0.4	0.69	-30.7
MOUNT BEACON INS CO	15592	24	0.5	36,405,535	0.4	1.23	22.7
SAWGRASS MUTUAL INS CO	13619	33	0.7	33,173,942	0.4	1.85	85.2
CAPITOL PREFERRED INS CO	10908	40	0.8	32,050,270	0.4	2.32	132.4
QBE SPECIALTY INS CO	11515	1	0.0	29,731,429	0.3	0.06	-93.7
FLORIDA SPECIALTY INS CO	17248	8	0.2	27,290,359	0.3	0.55	-45.4
AVATAR PROP & CAS INS CO	13139	25	0.5	26,522,535	0.3	1.75	75.5
FIRST LIBERTY INS CORP	33588	7	0.1	24,055,467	0.3	0.54	-45.8
FIRST FLORIDIAN AUTO & HOME INS CO	10647	11	0.2	21,131,580	0.2	0.97	-3.1
FOREMOST PROP & CAS INS CO	11800	1	0.0	18,942,514	0.2	0.10	-90.2
METROPOLITAN CAS INS CO	40169	7	0.1	15,220,619	0.2	0.86	-14.4
CENTAURI SPECIALTY INS CO	12573	4	0.1	14,672,255	0.2	0.51	-49.2
AMERICAN MODERN INS CO OF FL	12314	1	0.0	14,576,269	0.2	0.13	-87.2
NATIONAL FIRE & MARINE INS CO	20079	2	0.0	13,527,397	0.2	0.28	-72.5
STILLWATER PROP & CAS INS CO	16578	4	0.1	13,053,553	0.1	0.57	-43.0
USAA GEN IND CO	18600	2	0.0	12,188,227	0.1	0.31	-69.5
SCOTTSDALE INS CO	41297	2	0.0	7,906,698	0.1	0.47	-52.9
ARMED FORCES INS EXCH	41459	1	0.0	7,338,547	0.1	0.25	-74.6
AMERICAN SOUTHERN HOME INS CO	41998	2	0.0	6,468,599	0.1	0.58	-42.4
VOYAGER IND INS CO	40428	1	0.0	5,230,702	0.1	0.36	-64.4
PRAETORIAN INS CO	37257	5	0.1	4,241,822	0.0	2.19	119.4
KINSALE INS CO	38920	2	0.0	4,059,469	0.0	0.92	-8.3
NATIONAL SPECIALTY INS CO	22608	2	0.0	3,653,344	0.0	1.02	1.9
IDS PROP CAS INS CO	29068	2	0.0	2,810,798	0.0	1.32	32.5
NEW HAMPSHIRE INS CO	23841	1	0.0	2,767,424	0.0	0.67	-32.7
ASI HOME INS CORP	11072	1	0.0	2,587,724	0.0	0.72	-28.1
CHUBB CUSTOM INS CO	38989	1	0.0	2,009,959	0.0	0.93	-7.4
THE CINCINNATI INS CO	10677	1	0.0	1,689,219	0.0	1.10	10.2
AEGIS SECURITY INS CO	33898	1	0.0	968,662	0.0	1.92	92.2
OLD DOMINION INS CO	40231	1	0.0	946,610	0.0	1.97	96.7
HARTFORD CAS INS CO	29424	3	0.1	270,103	0.0	20.68	1,967.8
STILLWATER INS CO	25180	3	0.1	142,993	0.0	39.06	3,805.9
RESPONSE INS CO	43044	1	0.0	125,850	0.0	14.79	1,379.3
CANOPIUS US INS	12961	1	0.0	36,692	0.0	50.74	4,973.9
AMERICAN SECURITY INS CO	42978	2	0.0	27,067	0.0	137.56	13,656.4
HARTFORD FIRE INS CO	19682	2	0.0	13,860	0.0	268.65	26,764.8
AIG ASSUR CO	40258	1	0.0	0	0.0	.	.
ALLSTATE FIRE & CAS INS CO	29688	1	0.0	0	0.0	.	.
ALLSTATE IND CO	19240	1	0.0	0	0.0	.	.
AMERICAN COLONIAL INS CO	31151	2	0.0	0	0.0	.	.
AMERICAN MERCURY INS CO	16810	1	0.0	0	0.0	.	.
AMERICAN RELIABLE INS CO	19615	3	0.1	0	0.0	.	.
AMERICAN STATES INS CO	19704	2	0.0	0	0.0	.	.
AMERICAN STATES PREFERRED INS CO	37214	1	0.0	0	0.0	.	.
ASSUR CO OF AMERICA	19305	1	0.0	0	0.0	.	.
AUTO OWNERS INS CO	18988	3	0.1	0	0.0	.	.
BALBOA INS CO	24813	1	0.0	0	0.0	.	.
BANKERS INS CO	33162	2	0.0	0	0.0	.	.
BANKERS STANDARD FIRE AND MARINE C	20591	1	0.0	0	0.0	.	.
FRONTLINE INS UNLIMITED CO	10074	9	0.2	0	0.0	.	.
GREAT AMER INS CO OF NY	22136	1	0.0	0	0.0	.	.
GUIDEONE MUT INS CO	15032	1	0.0	0	0.0	.	.
HOMESITE INS CO OF FL	11156	1	0.0	0	0.0	.	.

*ORDERED BY PREMIUMS (DESCENDING) AND COMPANY NAME
 SOURCE: NAIC, 11/21/2017

CONSUMER COMPLAINT INDICES, BY PRODUCT TYPE*
 CALENDAR YEAR 2016
 PURSUANT TO SECTION 624.313(1)(i), F.S.; RULE 690-142.002, F.A.C.

COMPANY INFORMATION		CONFIRMED COMPLAINTS		PREMIUMS		COMPLAINT INDEX	
NAME	NAIC CODE	(#)	SHARE OF PRODUCT TYPE (%)	(\$)	SHARE OF PRODUCT TYPE (%)	(#)	DEVIATION FROM PRODUCT TYPE (%)
HOMEOWNER / CONFIRMED COMPLAINTS=4,730 / PREMIUMS=\$8,805,971,582 / COMPLAINT INDEX=1.00							
INDEMNITY INS CO OF NORTH AMER	43575	1	0.0	0	0.0	.	.
LIBERTY AMERICAN INS CO	10955	1	0.0	0	0.0	.	.
LIBERTY MUT INS CO	23043	19	0.4	0	0.0	.	.
METROMILE INS CO	16187	1	0.0	0	0.0	.	.
METROPOLITAN PROP & CAS INS CO	26298	1	0.0	0	0.0	.	.
NATIONWIDE PROP & CAS INS CO	37877	1	0.0	0	0.0	.	.
PHILADELPHIA IND INS CO	18058	1	0.0	0	0.0	.	.
QBE INS CORP	39217	5	0.1	0	0.0	.	.
SECURITY NATL INS CO	33120	1	0.0	0	0.0	.	.
SELECTIVE INS CO OF THE SOUTHEAST	39926	1	0.0	0	0.0	.	.
STANDARD FIRE INS CO	19070	1	0.0	0	0.0	.	.
STATE FARM FIRE & CAS CO	25143	11	0.2	0	0.0	.	.
STATE FARM GEN INS CO	25151	3	0.1	0	0.0	.	.
TRAVELERS CAS & SURETY CO	19038	1	0.0	0	0.0	.	.
TRAVELERS PROP CAS INS CO	36161	2	0.0	0	0.0	.	.
UNDERWRITERS AT LLOYD'S LONDON	15642	5	0.1	0	0.0	.	.
UNITED CAS INS CO OF AMER	11142	3	0.1	0	0.0	.	.
WRIGHT NATL FLOOD INS CO	11523	2	0.0	0	0.0	.	.
FIREMANS FUND INS CO	21873	1	0.0	-571,460	.	.	.
INDIVIDUAL ACCIDENT AND HEALTH / CONFIRMED COMPLAINTS=3,666 / PREMIUMS=\$10,800,876,770 / COMPLAINT INDEX=1.00							
BCBS OF FL	98167	1,072	29.2	3,438,068,744	31.8	0.92	-8.1
HEALTH OPTIONS INC	95089	347	9.5	1,033,221,757	9.6	0.99	-1.1
HUMANA MEDICAL PLAN INC	95270	306	8.3	1,008,542,794	9.3	0.89	-10.6
COVENTRY HLTH CARE OF FL INC	95114	170	4.6	785,193,523	7.3	0.64	-36.2
MOLINA HLTHCARE OF FL INC	13128	112	3.1	596,396,773	5.5	0.55	-44.7
UNITED HLTHCARE OF FL INC	95264	426	11.6	577,909,589	5.4	2.17	117.2
AMERICAN FAMILY LIFE ASSUR CO OF C	60380	15	0.4	320,851,798	3.0	0.14	-86.2
ALL COMPANIES WITH ZERO COMPLAINTS	.	0	0.0	280,747,856	2.6	0.00	-100.0
CELTIC INS CO	80799	27	0.7	259,553,304	2.4	0.31	-69.4
AETNA HLTH INC FL CORP	95088	45	1.2	168,908,333	1.6	0.78	-21.5
GENWORTH LIFE INS CO	70025	16	0.4	135,317,771	1.3	0.35	-65.2
CIGNA HLTH & LIFE INS CO	67369	67	1.8	135,309,257	1.3	1.46	45.9
CONNECTICUT GEN LIFE INS CO	62308	16	0.4	129,385,695	1.2	0.36	-63.6
AVMED INC	95263	17	0.5	126,619,357	1.2	0.40	-60.4
JOHN HANCOCK LIFE INS CO USA	65838	12	0.3	114,010,422	1.1	0.31	-69.0
UNITED AMER INS CO	92916	10	0.3	96,747,938	0.9	0.30	-69.5
WELLCARE OF FL INC	95081	12	0.3	91,676,326	0.8	0.39	-61.4
COLONIAL LIFE & ACCIDENT INS CO	62049	4	0.1	91,160,550	0.8	0.13	-87.1
FLORIDA HLTH CARE PLAN INC	13567	5	0.1	76,565,475	0.7	0.19	-80.8
UNITEDHEALTHCARE LIFE INS CO	97179	28	0.8	74,208,303	0.7	1.11	11.2
HEALTH FIRST HLTH PLANS INC	15880	3	0.1	73,743,644	0.7	0.12	-88.0
BANKERS LIFE & CAS CO	61263	22	0.6	73,279,752	0.7	0.88	-11.5
AMERIGROUP FL INC	95093	5	0.1	67,599,027	0.6	0.22	-78.2
NORTHWESTERN MUT LIFE INS CO	67091	1	0.0	66,705,643	0.6	0.04	-95.6
COLONIAL PENN LIFE INS CO	62065	8	0.2	65,118,989	0.6	0.36	-63.8
METROPOLITAN LIFE INS CO	65978	16	0.4	60,513,532	0.6	0.78	-22.1
TIME INS CO	69477	53	1.4	52,877,682	0.5	2.95	195.3
PROVIDENT LIFE & ACCIDENT INS CO	68195	1	0.0	49,928,242	0.5	0.06	-94.1
MUTUAL OF OMAHA INS CO	71412	4	0.1	47,537,369	0.4	0.25	-75.2
FLORIDA COMBINED LIFE INS CO INC	76031	35	1.0	45,478,824	0.4	2.27	126.7
AMERICAN HERITAGE LIFE INS CO	60534	13	0.4	44,614,681	0.4	0.86	-14.2
STATE FARM MUT AUTO INS CO	25178	2	0.1	41,318,721	0.4	0.14	-85.7
HUMANA HLTH INS CO OF FL INC	69671	37	1.0	35,105,708	0.3	3.11	210.5
BERKSHIRE LIFE INS CO OF AMER	71714	1	0.0	29,981,094	0.3	0.10	-90.2
MASSACHUSETTS MUT LIFE INS CO	65935	4	0.1	29,185,959	0.3	0.40	-59.6
WASHINGTON NATL INS CO	70319	7	0.2	27,508,757	0.3	0.75	-25.0
TRANSAMERICA LIFE INS CO	86231	9	0.2	26,347,456	0.2	1.01	0.6
TRUSTMARK INS CO	61425	1	0.0	25,951,431	0.2	0.11	-88.6

*ORDERED BY PREMIUMS (DESCENDING) AND COMPANY NAME
 SOURCE: NAIC, 11/21/2017

CONSUMER COMPLAINT INDICES, BY PRODUCT TYPE*
 CALENDAR YEAR 2016
 PURSUANT TO SECTION 624.313(1)(i), F.S.; RULE 690-142.002, F.A.C.

COMPANY INFORMATION		CONFIRMED COMPLAINTS		PREMIUMS		COMPLAINT INDEX	
NAME	NAIC CODE	(#)	SHARE OF PRODUCT TYPE (%)	(\$)	SHARE OF PRODUCT TYPE (%)	(#)	DEVIATION FROM PRODUCT TYPE (%)
INDIVIDUAL ACCIDENT AND HEALTH / CONFIRMED COMPLAINTS=3,666 / PREMIUMS=\$10,800,876,770 / COMPLAINT INDEX=1.00							
CONTINENTAL CAS CO	20443	7	0.2	24,638,207	0.2	0.84	-16.3
BRIGHTHOUSE LIFE INS CO	87726	9	0.2	20,718,865	0.2	1.28	28.0
UNUM LIFE INS CO OF AMER	62235	2	0.1	19,690,312	0.2	0.30	-70.1
CONSTITUTION LIFE INS CO	62359	11	0.3	18,498,527	0.2	1.75	75.2
COMBINED INS CO OF AMER	62146	5	0.1	17,866,263	0.2	0.82	-17.5
RIVERSOURCE LIFE INS CO	65005	2	0.1	17,756,810	0.2	0.33	-66.8
NEW YORK LIFE INS CO	66915	2	0.1	15,803,700	0.1	0.37	-62.7
JOHN HANCOCK LIFE & HLTH INS CO	93610	7	0.2	15,768,009	0.1	1.31	30.8
LIBERTY NATL LIFE INS CO	65331	4	0.1	13,679,950	0.1	0.86	-13.9
STANDARD INS CO	69019	1	0.0	13,446,659	0.1	0.22	-78.1
GUARDIAN LIFE INS CO OF AMER	64246	8	0.2	12,627,710	0.1	1.87	86.7
CHESAPEAKE LIFE INS CO	61832	4	0.1	12,245,940	0.1	0.96	-3.8
GERBER LIFE INS CO	70939	1	0.0	12,036,339	0.1	0.24	-75.5
TRANSAMERICA PREMIER LIFE INS CO	66281	5	0.1	11,740,066	0.1	1.25	25.5
PRUDENTIAL INS CO OF AMER	68241	6	0.2	11,178,794	0.1	1.58	58.1
ALLIANZ LIFE INS CO OF N AMER	90611	3	0.1	10,205,858	0.1	0.87	-13.4
UNION SECURITY INS CO	70408	2	0.1	10,007,406	0.1	0.59	-41.1
UNITED OF OMAHA LIFE INS CO	69868	2	0.1	9,617,690	0.1	0.61	-38.7
CONTINENTAL LIFE INS CO BRENTWOOD	68500	1	0.0	9,212,674	0.1	0.32	-68.0
GOLDEN RULE INS CO	62286	27	0.7	9,044,036	0.1	8.80	779.6
SENIOR HLTH INS CO OF PA	76325	16	0.4	8,186,447	0.1	5.76	475.8
PHYSICIANS MUT INS CO	80578	2	0.1	8,087,097	0.1	0.73	-27.1
MEDICO INS CO	31119	2	0.1	7,662,053	0.1	0.77	-23.1
AMERICAN GEN LIFE INS CO	60488	16	0.4	7,543,456	0.1	6.25	524.9
AMERITAS LIFE INS CORP	61301	1	0.0	5,407,378	0.1	0.54	-45.5
PROTECTIVE LIFE INS CO	68136	3	0.1	5,351,276	0.0	1.65	65.2
HCC LIFE INS CO	92711	8	0.2	4,643,335	0.0	5.08	407.6
AETNA LIFE INS CO	60054	17	0.5	4,353,152	0.0	11.51	1,050.6
CMFG LIFE INS CO	62626	4	0.1	4,304,963	0.0	2.74	173.8
USABLE LIFE	94358	1	0.0	4,216,615	0.0	0.70	-30.1
NATIONAL TEACHERS ASSOC LIFE INS C	87963	1	0.0	4,174,742	0.0	0.71	-29.4
LINCOLN BENEFIT LIFE CO	65595	2	0.1	4,032,380	0.0	1.46	46.1
KANAWHA INS CO	65110	9	0.2	3,934,698	0.0	6.74	573.9
OXFORD LIFE INS CO	76112	1	0.0	3,826,303	0.0	0.77	-23.0
AMERICAN INCOME LIFE INS CO	60577	1	0.0	3,424,830	0.0	0.86	-14.0
LINCOLN NATL LIFE INS CO	65676	4	0.1	3,077,884	0.0	3.83	282.9
GENWORTH LIFE & ANN INS CO	65536	1	0.0	3,049,527	0.0	0.97	-3.4
JACKSON NATL LIFE INS CO	65056	1	0.0	2,959,242	0.0	1.00	-0.4
FAMILY LIFE INS CO	63053	2	0.1	2,711,722	0.0	2.17	117.3
UNITED SECURITY ASSUR CO OF PA	42129	1	0.0	2,664,093	0.0	1.11	10.6
CENTRAL STATES H & L CO OF OMAHA	61751	2	0.1	2,600,442	0.0	2.27	126.6
HEARTLAND NATL LIFE INS CO	66214	1	0.0	2,535,530	0.0	1.16	16.2
GLOBE LIFE & ACCIDENT INS CO	91472	2	0.1	2,247,048	0.0	2.62	162.2
LOYAL AMER LIFE INS CO	65722	2	0.1	2,236,928	0.0	2.63	163.4
PYRAMID LIFE INS CO	68284	2	0.1	1,279,101	0.0	4.61	360.7
UNITED INS CO OF AMER	69930	1	0.0	1,180,993	0.0	2.49	149.5
TIAA CREF LIFE INS CO	60142	1	0.0	895,154	0.0	3.29	229.1
STANDARD SECURITY LIFE INS CO OF N	69078	4	0.1	881,095	0.0	13.38	1,237.5
FREEDOM LIFE INS CO OF AMER	62324	11	0.3	861,015	0.0	37.64	3,664.0
RESERVE NATL INS CO	68462	1	0.0	539,937	0.0	5.46	445.7
STARMOUNT LIFE INS CO	68985	2	0.1	503,749	0.0	11.70	1,069.7
INTEGON IND CORP	22772	4	0.1	456,310	0.0	25.83	2,482.7
GREAT AMER LIFE INS CO	63312	1	0.0	432,450	0.0	6.81	581.3
AETNA HLTH & LIFE INS CO	78700	1	0.0	400,964	0.0	7.35	634.8
ATHENE ANN & LIFE CO	61689	1	0.0	286,100	0.0	10.30	929.8
MANHATTANLIFE ASSUR CO OF AMER	61883	5	0.1	255,742	0.0	57.60	5,660.2
COVENTRY HLTH PLAN OF FL INC	95266	16	0.4	212,772	0.0	221.55	22,055.0

*ORDERED BY PREMIUMS (DESCENDING) AND COMPANY NAME
 SOURCE: NAIC, 11/21/2017

CONSUMER COMPLAINT INDICES, BY PRODUCT TYPE*
 CALENDAR YEAR 2016
 PURSUANT TO SECTION 624.313(1)(i), F.S.; RULE 690-142.002, F.A.C.

COMPANY INFORMATION		CONFIRMED COMPLAINTS		PREMIUMS		COMPLAINT INDEX	
NAME	NAIC CODE	(#)	SHARE OF PRODUCT TYPE (%)	(\$)	SHARE OF PRODUCT TYPE (%)	(#)	DEVIATION FROM PRODUCT TYPE (%)
INDIVIDUAL ACCIDENT AND HEALTH / CONFIRMED COMPLAINTS=3,666 / PREMIUMS=\$10,800,876,770 / COMPLAINT INDEX=1.00							
LIFE INS CO OF N AMER	65498	2	0.1	201,371	0.0	29.26	2,826.2
UNIFIED LIFE INS CO	11121	13	0.4	197,713	0.0	193.72	19,272.0
FEDERAL INS CO	20281	1	0.0	105,926	0.0	27.81	2,681.4
AAA LIFE INS CO	71854	1	0.0	63,790	0.0	46.19	4,518.6
ALLSTATE LIFE INS CO	60186	1	0.0	60,038	0.0	49.07	4,807.3
CIGNA HLTHCARE OF FL INC	95136	1	0.0	53,992	0.0	54.57	5,356.8
LIFE OF THE SOUTH INS CO	97691	1	0.0	37,067	0.0	79.48	7,848.4
HARTFORD LIFE & ACCIDENT INS CO	70815	2	0.1	19,667	0.0	299.61	29,861.1
HARTFORD LIFE INS CO	88072	1	0.0	15,571	0.0	189.21	18,821.3
RELIASTAR LIFE INS CO	67105	1	0.0	10,385	0.0	283.70	28,270.0
RELIANCE STANDARD LIFE INS CO	68381	6	0.2	10,208	0.0	1,731.72	173,071.8
AMERICAN HLTH & LIFE INS CO	60518	1	0.0	6,058	0.0	486.34	48,533.7
COMPANION LIFE INS CO	77828	13	0.4	1,575	0.0	24,318.08	2,431,708.3
LIFE INS CO OF THE SOUTHWEST	65528	1	0.0	211	0.0	13,963.17	1,396,217.2
AETNA HLTH INS CO	72052	2	0.1	0	0.0	.	.
AETNA INS CO OF CT	36153	1	0.0	0	0.0	.	.
AIG PROP CAS CO	19402	1	0.0	0	0.0	.	.
AMERICAN INS CO	21857	1	0.0	0	0.0	.	.
AMERICAN PIONEER LIFE INS CO	60763	2	0.1	0	0.0	.	.
AMERICAN SPECIALTY HLTH INS CO	84697	1	0.0	0	0.0	.	.
BEACON HEALTH STRATEGIES LLC	14267	1	0.0	0	0.0	.	.
BETTER HLTH INC	15480	2	0.1	0	0.0	.	.
BUPA INS CO	81647	2	0.1	0	0.0	.	.
BUPA INS LIMITED CO	13596	1	0.0	0	0.0	.	.
CAPITAL HLTH PLAN INC	95112	2	0.1	0	0.0	.	.
CAREPLUS HLTH PLANS INC	95092	9	0.2	0	0.0	.	.
COMPBENEFITS CO	52015	7	0.2	0	0.0	.	.
COVENTRY SUMMIT HEALTH PLAN INC	10771	4	0.1	0	0.0	.	.
DELTA DENTAL INS CO	81396	22	0.6	0	0.0	.	.
EVEREST REINS CO	26921	1	0.0	0	0.0	.	.
FLORIDA TRUE HLTH INC	14378	3	0.1	0	0.0	.	.
FREEDOM HLTH INC	10119	8	0.2	0	0.0	.	.
HEALTH FIRST HEALTH PLANS INC	95019	9	0.2	0	0.0	.	.
HEALTH OPTIONS CONNECT INC	95014	1	0.0	0	0.0	.	.
HEALTH SUN HLTH PLANS	10122	1	0.0	0	0.0	.	.
HEALTHSPRING LIFE & HLTH INS CO IN	12902	2	0.1	0	0.0	.	.
HUMANA ADVANTAGECARE PLAN INC	10126	1	0.0	0	0.0	.	.
HUMANADENTAL INS CO	70580	8	0.2	0	0.0	.	.
JOHN HANCOCK LIFE INS CO	65099	2	0.1	0	0.0	.	.
LIBERTY LIFE ASSUR CO OF BOSTON	65315	1	0.0	0	0.0	.	.
LIBERTY MUT INS CO	23043	1	0.0	0	0.0	.	.
MEDICA HLTH PLANS OF FL INC	12756	1	0.0	0	0.0	.	.
MEDICA HLTHCARE PLANS INC	12155	2	0.1	0	0.0	.	.
NATIONAL STATES INS CO	60593	2	0.1	0	0.0	.	.
NEIGHBORHOOD HLTH PARTNERSHIP INC	95123	8	0.2	0	0.0	.	.
OPTIMUM HLTHCARE INC	12259	4	0.1	0	0.0	.	.
PENN TREATY NTRK AMER INS CO	63282	4	0.1	0	0.0	.	.
PREFERRED CARE PARTNERS INC	11176	3	0.1	0	0.0	.	.
PREFERRED MEDICAL PLAN INC	95271	27	0.7	0	0.0	.	.
RENAISSANCE LIFE & HLTH INS CO OF	61700	1	0.0	0	0.0	.	.
SAFEGUARD HLTH PLANS INC	52009	4	0.1	0	0.0	.	.
SECURITY LIFE INS CO OF AMERICA	68721	1	0.0	0	0.0	.	.
SILVERSCRIPT INS CO	12575	1	0.0	0	0.0	.	.
SIMPLY HLTHCARE PLANS INC	13726	4	0.1	0	0.0	.	.
SOLSTICE BENEFITS INC	12341	18	0.5	0	0.0	.	.
STATE FARM LIFE INS CO	69108	1	0.0	0	0.0	.	.
STONEBRIDGE LIFE INS CO	65021	1	0.0	0	0.0	.	.

*ORDERED BY PREMIUMS (DESCENDING) AND COMPANY NAME
 SOURCE: NAIC, 11/21/2017

CONSUMER COMPLAINT INDICES, BY PRODUCT TYPE*
 CALENDAR YEAR 2016
 PURSUANT TO SECTION 624.313(1)(i), F.S.; RULE 690-142.002, F.A.C.

COMPANY INFORMATION		CONFIRMED COMPLAINTS		PREMIUMS		COMPLAINT INDEX	
NAME	NAIC CODE	(#)	SHARE OF PRODUCT TYPE (%)	(\$)	SHARE OF PRODUCT TYPE (%)	(#)	DEVIATION FROM PRODUCT TYPE (%)
INDIVIDUAL ACCIDENT AND HEALTH / CONFIRMED COMPLAINTS=3,666 / PREMIUMS=\$10,800,876,770 / COMPLAINT INDEX=1.00							
SUNSHINE HLTH COMM SOLUTIONS INC	15927	4	0.1	0	0.0	.	.
TECHNOLOGY INS CO INC	42376	1	0.0	0	0.0	.	.
THRIVENT FINANCIAL FOR LUTHERANS	56014	1	0.0	0	0.0	.	.
TOTAL HEALTH CHOICE INC	95134	1	0.0	0	0.0	.	.
UNITED STATES FIRE INS CO	21113	1	0.0	0	0.0	.	.
UNITED TEACHER ASSOC INS CO	63479	1	0.0	0	0.0	.	.
UNITEDHEALTHCARE INS CO	79413	81	2.2	0	0.0	.	.
US BR SUN LIFE ASSUR CO OF CANADA	80802	1	0.0	0	0.0	.	.
WELLCARE HLTH INS OF AZ INC	83445	2	0.1	0	0.0	.	.
WELLCARE PRESCRIPTION INS INC	10155	1	0.0	0	0.0	.	.
HUMANA INS CO	73288	55	1.5	-31,950	.	.	.
COVENTRY HLTH & LIFE INS CO	81973	4	0.1	-81,148	.	.	.
SUNSHINE STATE HLTH PLAN INC	13148	102	2.8	-186,118	.	.	.
INDIVIDUAL ANNUITY / CONFIRMED COMPLAINTS=170 / PREMIUMS=\$14,747,739,924 / COMPLAINT INDEX=1.00							
ALL COMPANIES WITH ZERO COMPLAINTS		0	0.0	3,035,150,265	20.6	0.00	-100.0
JACKSON NATL LIFE INS CO	65056	6	3.5	1,135,801,104	7.7	0.46	-54.2
ALLIANZ LIFE INS CO OF N AMER	90611	14	8.2	943,075,691	6.4	1.29	28.8
AMERICAN GEN LIFE INS CO	60488	8	4.7	868,461,595	5.9	0.80	-20.1
LINCOLN NATL LIFE INS CO	65676	3	1.8	776,128,428	5.3	0.34	-66.5
NEW YORK LIFE INS & ANN CORP	91596	4	2.4	718,174,083	4.9	0.48	-51.7
PRUCO LIFE INS CO	79227	1	0.6	595,680,179	4.0	0.15	-85.4
AXA EQUITABLE LIFE INS CO	62944	2	1.2	526,381,467	3.6	0.33	-67.0
ATHENE ANN & LIFE CO	61689	20	11.8	514,383,346	3.5	3.37	237.3
AMERICAN EQUITY INVEST LIFE INS CO	92738	4	2.4	506,543,774	3.4	0.69	-31.5
FORETHOUGHT LIFE INS CO	91642	3	1.8	498,999,276	3.4	0.52	-47.8
MIDLAND NATL LIFE INS CO	66044	1	0.6	446,752,356	3.0	0.19	-80.6
BRIGHTHOUSE LIFE INS CO	87726	2	1.2	404,562,957	2.7	0.43	-57.1
VARIABLE ANN LIFE INS CO	70238	4	2.4	398,549,072	2.7	0.87	-12.9
PACIFIC LIFE INS CO	67466	2	1.2	380,582,417	2.6	0.46	-54.4
GREAT AMER LIFE INS CO	63312	7	4.1	347,346,836	2.4	1.75	74.8
SYMETRA LIFE INS CO	68608	1	0.6	336,382,416	2.3	0.26	-74.2
SECURITY BENEFIT LIFE INS CO	68675	8	4.7	328,661,212	2.2	2.11	111.2
RIVERSOURCE LIFE INS CO	65005	2	1.2	286,743,891	1.9	0.61	-39.5
FIDELITY & GUAR LIFE INS CO	63274	3	1.8	207,371,220	1.4	1.26	25.5
EAGLE LIFE INS CO	13183	1	0.6	177,116,048	1.2	0.49	-51.0
EQUITRUST LIFE INS CO	62510	1	0.6	127,474,888	0.9	0.68	-31.9
VOYA INS & ANN CO	80942	5	2.9	125,000,879	0.8	3.47	247.0
METROPOLITAN LIFE INS CO	65978	2	1.2	115,880,792	0.8	1.50	49.7
SENTINEL SECURITY LIFE INS CO	68802	3	1.8	109,055,809	0.7	2.39	138.6
AMERICAN NATL INS CO	60739	1	0.6	106,086,144	0.7	0.82	-18.2
USAA LIFE INS CO	69663	1	0.6	105,146,855	0.7	0.83	-17.5
BANKERS LIFE & CAS CO	61263	10	5.9	99,553,212	0.7	8.71	771.4
DELAWARE LIFE INS CO	79065	9	5.3	75,615,142	0.5	10.33	932.5
NATIONAL WESTERN LIFE INS CO	66850	4	2.4	72,034,379	0.5	4.82	381.7
RELIANCE STANDARD LIFE INS CO	68381	1	0.6	57,584,898	0.4	1.51	50.6
TRANSAMERICA PREMIER LIFE INS CO	66281	1	0.6	56,659,222	0.4	1.53	53.1
PHL VARIABLE INS CO	93548	2	1.2	54,804,490	0.4	3.17	216.6
UNITED OF OMAHA LIFE INS CO	69868	1	0.6	40,226,836	0.3	2.16	115.7
NATIONWIDE LIFE INS CO	66869	3	1.8	34,932,438	0.2	7.45	645.0
ANNUITY INVESTORS LIFE INS CO	93661	1	0.6	23,526,633	0.2	3.69	268.7
HORACE MANN LIFE INS CO	64513	1	0.6	20,762,288	0.1	4.18	317.8
HARTFORD LIFE & ANN INS CO	71153	1	0.6	16,144,461	0.1	5.37	437.3
PRUDENTIAL INS CO OF AMER	68241	1	0.6	14,522,668	0.1	5.97	497.4
HARTFORD LIFE INS CO	88072	2	1.2	13,675,075	0.1	12.69	1,168.8
OXFORD LIFE INS CO	76112	1	0.6	13,506,807	0.1	6.42	542.3
PENN MUT LIFE INS CO	67644	1	0.6	13,247,369	0.1	6.55	554.9
JOHN HANCOCK LIFE INS CO USA	65838	1	0.6	8,458,850	0.1	10.26	925.6
LINCOLN BENEFIT LIFE CO	65595	2	1.2	6,512,821	0.0	26.64	2,564.0

*ORDERED BY PREMIUMS (DESCENDING) AND COMPANY NAME
 SOURCE: NAIC, 11/21/2017

CONSUMER COMPLAINT INDICES, BY PRODUCT TYPE*

CALENDAR YEAR 2016

PURSUANT TO SECTION 624.313(1)(i), F.S.; RULE 690-142.002, F.A.C.

COMPANY INFORMATION		CONFIRMED COMPLAINTS		PREMIUMS		COMPLAINT INDEX	
NAME	NAIC CODE	(#)	SHARE OF PRODUCT TYPE (%)	(\$)	SHARE OF PRODUCT TYPE (%)	(#)	DEVIATION FROM PRODUCT TYPE (%)
INDIVIDUAL ANNUITY / CONFIRMED COMPLAINTS=170 / PREMIUMS=\$14,747,739,924 / COMPLAINT INDEX=1.00							
ALLSTATE LIFE INS CO	60186	1	0.6	3,934,239	0.0	22.05	2,105.0
WASHINGTON NATL INS CO	70319	3	1.8	185,991	0.0	1,399.28	139,828.4
ATHENE ANNUITY & LIFE ASSUR CO	61492	6	3.5	176,975	0.0	2,941.14	294,014.1
NATIONWIDE LIFE & ANN INS CO	92657	1	0.6	174,130	0.0	498.20	49,719.9
RELIASTAR LIFE INS CO OF NY	61360	1	0.6	8,000	0.0	10,843.93	1,084,292.6
AXA EQUITABLE LIFE & ANN CO	62880	1	0.6	0	0.0	.	.
JOHN HANCOCK LIFE & HLTH INS CO	93610	2	1.2	0	0.0	.	.
MUNICH RE US LIFE CORP	69604	1	0.6	0	0.0	.	.
PHOENIX LIFE & ANN CO	93734	2	1.2	0	0.0	.	.
ROYAL NEIGHBORS OF AMER	57657	1	0.6	0	0.0	.	.
INDIVIDUAL LIFE / CONFIRMED COMPLAINTS=791 / PREMIUMS=\$7,580,077,681 / COMPLAINT INDEX=1.00							
ALL COMPANIES WITH ZERO COMPLAINTS	.	0	0.0	1,411,052,594	18.6	0.00	-100.0
NORTHWESTERN MUT LIFE INS CO	67091	5	0.6	629,382,468	8.3	0.08	-92.4
LINCOLN NATL LIFE INS CO	65676	10	1.3	381,554,537	5.0	0.25	-74.9
JOHN HANCOCK LIFE INS CO USA	65838	7	0.9	336,172,056	4.4	0.20	-80.0
MASSACHUSETTS MUT LIFE INS CO	65935	5	0.6	327,502,570	4.3	0.15	-85.4
TRANSAMERICA LIFE INS CO	86231	24	3.0	278,911,627	3.7	0.82	-17.5
PRUCO LIFE INS CO	79227	1	0.1	230,554,146	3.0	0.04	-95.8
STATE FARM LIFE INS CO	69108	6	0.8	226,678,544	3.0	0.25	-74.6
AMERICAN GEN LIFE INS CO	60488	119	15.0	218,466,329	2.9	5.22	422.0
BRIGHTHOUSE LIFE INS CO	87726	11	1.4	208,850,716	2.8	0.50	-49.5
NEW YORK LIFE INS CO	66915	11	1.4	200,712,009	2.6	0.53	-47.5
NEW YORK LIFE INS & ANN CORP	91596	3	0.4	190,389,659	2.5	0.15	-84.9
AXA EQUITABLE LIFE INS CO	62944	5	0.6	164,202,332	2.2	0.29	-70.8
PRIMERICA LIFE INS CO	65919	5	0.6	154,035,570	2.0	0.31	-68.9
METROPOLITAN LIFE INS CO	65978	17	2.1	141,401,482	1.9	1.15	15.2
MIDLAND NATL LIFE INS CO	66044	6	0.8	128,021,696	1.7	0.45	-55.1
UNITED OF OMAHA LIFE INS CO	69868	21	2.7	106,833,480	1.4	1.88	88.4
PROTECTIVE LIFE INS CO	68136	5	0.6	98,311,765	1.3	0.49	-51.3
LINCOLN BENEFIT LIFE CO	65595	10	1.3	96,400,387	1.3	0.99	-0.6
TRANSAMERICA PREMIER LIFE INS CO	66281	27	3.4	85,481,754	1.1	3.03	202.7
MINNESOTA LIFE INS CO	66168	3	0.4	80,788,504	1.1	0.36	-64.4
SECURITY LIFE OF DENVER INS CO	68713	2	0.3	78,176,938	1.0	0.25	-75.5
NORTH AMER CO LIFE & HLTH INS	66974	7	0.9	72,845,937	1.0	0.92	-7.9
RELIASTAR LIFE INS CO	67105	4	0.5	71,922,030	0.9	0.53	-46.7
GENWORTH LIFE & ANN INS CO	65536	2	0.3	71,314,124	0.9	0.27	-73.1
BANNER LIFE INS CO	94250	3	0.4	70,374,981	0.9	0.41	-59.1
USAA LIFE INS CO	69663	1	0.1	67,972,738	0.9	0.14	-85.9
JACKSON NATL LIFE INS CO	65056	26	3.3	61,032,161	0.8	4.08	308.2
RIVERSOURCE LIFE INS CO	65005	3	0.4	60,689,343	0.8	0.47	-52.6
PRUDENTIAL INS CO OF AMER	68241	16	2.0	56,748,319	0.7	2.70	170.2
HARTFORD LIFE & ANN INS CO	71153	8	1.0	55,287,582	0.7	1.39	38.7
MONY LIFE INS CO OF AMER	78077	2	0.3	51,867,151	0.7	0.37	-63.0
PRINCIPAL LIFE INS CO	61271	3	0.4	51,612,239	0.7	0.56	-44.3
LIFE INS CO OF THE SOUTHWEST	65528	2	0.3	50,802,159	0.7	0.38	-62.3
LIBERTY NATL LIFE INS CO	65331	6	0.8	40,957,246	0.5	1.40	40.4
BANKERS LIFE & CAS CO	61263	18	2.3	39,299,299	0.5	4.39	338.9
SOUTHERN FARM BUREAU LIFE INS CO	68896	3	0.4	38,097,543	0.5	0.75	-24.5
AMERICAN NATL INS CO	60739	9	1.1	37,813,771	0.5	2.28	128.1
US BR SUN LIFE ASSUR CO OF CANADA	80802	2	0.3	36,078,744	0.5	0.53	-46.9
AMERICAN INCOME LIFE INS CO	60577	4	0.5	35,996,422	0.5	1.06	6.5
AMERITAS LIFE INS CORP	61301	2	0.3	35,266,592	0.5	0.54	-45.7
ACCORDIA LIFE & ANN CO	62200	37	4.7	35,207,947	0.5	10.07	907.1
LINCOLN HERITAGE LIFE INS CO	65927	4	0.5	34,173,286	0.5	1.12	12.2
NATIONWIDE LIFE INS CO	66869	2	0.3	33,942,393	0.4	0.56	-43.5
SYMETRA LIFE INS CO	68608	3	0.4	32,958,702	0.4	0.87	-12.8
FIDELITY & GUAR LIFE INS CO	63274	4	0.5	29,660,855	0.4	1.29	29.2
ALLSTATE LIFE INS CO	60186	4	0.5	27,895,539	0.4	1.37	37.4

*ORDERED BY PREMIUMS (DESCENDING) AND COMPANY NAME
SOURCE: NAIC, 11/21/2017

CONSUMER COMPLAINT INDICES, BY PRODUCT TYPE*
CALENDAR YEAR 2016
PURSUANT TO SECTION 624.313(1)(i), F.S.; RULE 690-142.002, F.A.C.

COMPANY INFORMATION		CONFIRMED COMPLAINTS		PREMIUMS		COMPLAINT INDEX	
NAME	NAIC CODE	(#)	SHARE OF PRODUCT TYPE (%)	(\$)	SHARE OF PRODUCT TYPE (%)	(#)	DEVIATION FROM PRODUCT TYPE (%)
INDIVIDUAL LIFE / CONFIRMED COMPLAINTS=791 / PREMIUMS=\$7,580,077,681 / COMPLAINT INDEX=1.00							
CMFG LIFE INS CO	62626	1	0.1	26,801,555	0.4	0.36	-64.2
CM LIFE INS CO	93432	3	0.4	26,261,132	0.3	1.09	9.5
GENWORTH LIFE INS CO	70025	1	0.1	26,062,497	0.3	0.37	-63.2
GLOBE LIFE & ACCIDENT INS CO	91472	22	2.8	26,024,677	0.3	8.10	710.1
GERBER LIFE INS CO	70939	6	0.8	24,754,634	0.3	2.32	132.3
COLONIAL LIFE & ACCIDENT INS CO	62049	4	0.5	23,991,217	0.3	1.60	59.8
GENERAL AMER LIFE INS CO	63665	1	0.1	22,005,081	0.3	0.44	-56.5
NATIONAL GUARDIAN LIFE INS CO	66583	1	0.1	21,185,774	0.3	0.45	-54.8
UNITED INS CO OF AMER	69930	24	3.0	20,704,599	0.3	11.11	1,010.8
AMERICAN MEMORIAL LIFE INS CO	67989	1	0.1	20,546,084	0.3	0.47	-53.4
PHOENIX LIFE INS CO	67814	2	0.3	20,525,423	0.3	0.93	-6.6
AMERICO FIN LIFE & ANN INS CO	61999	3	0.4	20,108,141	0.3	1.43	43.0
AAA LIFE INS CO	71854	2	0.3	18,820,411	0.2	1.02	1.8
AMERICAN HERITAGE LIFE INS CO	60534	6	0.8	17,257,902	0.2	3.33	233.2
COLUMBUS LIFE INS CO	99937	2	0.3	16,593,011	0.2	1.16	15.5
AMERICAN FAMILY LIFE ASSUR CO OF C	60380	4	0.5	14,882,671	0.2	2.58	157.6
SECURITY MUT LIFE INS CO OF NY	68772	1	0.1	13,861,740	0.2	0.69	-30.9
COLUMBIAN LIFE INS CO	76023	5	0.6	13,264,748	0.2	3.61	261.2
COLONIAL PENN LIFE INS CO	62065	3	0.4	13,100,346	0.2	2.19	119.5
WILCO LIFE INS CO	65900	38	4.8	13,068,830	0.2	27.86	2,686.4
UNITED STATES LIFE INS CO IN THE C	70106	2	0.3	9,349,066	0.1	2.05	105.0
US FINANCIAL LIFE INS CO	84530	2	0.3	9,111,233	0.1	2.10	110.4
PHYSICIANS LIFE INS CO	72125	2	0.3	8,456,006	0.1	2.27	126.7
WESTERN & SOUTHERN LIFE INS CO	70483	4	0.5	8,149,410	0.1	4.70	370.4
HARTFORD LIFE INS CO	88072	2	0.3	7,517,153	0.1	2.55	155.0
AUTO OWNERS LIFE INS CO	61190	1	0.1	7,269,909	0.1	1.32	31.8
FIDELITY LIFE ASSN A LEGAL RESERVE	63290	2	0.3	6,954,550	0.1	2.76	175.6
CONNECTICUT GEN LIFE INS CO	62308	4	0.5	6,836,651	0.1	5.61	460.7
VOYA RETIREMENT INS & ANN CO	86509	1	0.1	6,524,205	0.1	1.47	46.9
DIRECT GEN LIFE INS CO	97705	1	0.1	6,050,228	0.1	1.58	58.4
AMERICAN FIDELITY ASSUR CO	60410	1	0.1	5,438,205	0.1	1.76	76.2
PAN AMER ASSUR CO	93459	1	0.1	4,976,382	0.1	1.93	92.6
AMERICAN BANKERS LIFE ASSUR CO OF	60275	1	0.1	4,809,611	0.1	1.99	99.2
PIONEER SECURITY LIFE INS CO	67946	2	0.3	4,665,369	0.1	4.11	310.8
LINCOLN LIFE & ANN CO OF NY	62057	1	0.1	4,554,516	0.1	2.10	110.4
ATHENE ANNUITY & LIFE ASSUR CO	61492	7	0.9	4,554,434	0.1	14.73	1,372.9
ATHENE ANN & LIFE CO	61689	15	1.9	4,457,012	0.1	32.25	3,125.1
SHENANDOAH LIFE INS CO	68845	1	0.1	4,426,783	0.1	2.16	116.5
AMICA LIFE INS CO	72222	1	0.1	4,413,877	0.1	2.17	117.1
RELIASTAR LIFE INS CO OF NY	61360	1	0.1	4,307,744	0.1	2.22	122.5
FARMERS NEW WORLD LIFE INS CO	63177	1	0.1	4,056,190	0.1	2.36	136.3
SENIOR LIFE INS CO	78662	5	0.6	4,033,167	0.1	11.88	1,088.0
WASHINGTON NATL INS CO	70319	9	1.1	3,823,866	0.1	22.55	2,155.5
COLORADO BANKERS LIFE INS CO	84786	1	0.1	3,710,647	0.0	2.58	158.3
COMMONWEALTH ANN & LIFE INS CO	84824	1	0.1	3,630,315	0.0	2.64	164.0
AMERICAN CONTINENTAL INS CO	12321	3	0.4	3,382,554	0.0	8.50	749.9
GREAT AMER LIFE INS CO	63312	2	0.3	3,277,193	0.0	5.85	484.8
WILTON REASSUR LIFE CO OF NY	60704	1	0.1	2,972,185	0.0	3.22	222.4
COTTON STATES LIFE INS CO	62537	1	0.1	2,915,773	0.0	3.29	228.7
LIBERTY BANKERS LIFE INS CO	68543	1	0.1	2,814,051	0.0	3.41	240.5
5 STAR LIFE INS CO	77879	1	0.1	2,758,844	0.0	3.47	247.4
UNION SECURITY INS CO	70408	3	0.4	2,600,999	0.0	11.05	1,005.3
TIME INS CO	69477	3	0.4	2,524,274	0.0	11.39	1,038.9
OHIO STATE LIFE INS CO	67180	1	0.1	2,486,495	0.0	3.85	285.4
OLD AMER INS CO	67199	1	0.1	2,329,308	0.0	4.11	311.4
COMBINED INS CO OF AMER	62146	3	0.4	2,118,650	0.0	13.57	1,256.9
JOHN ALDEN LIFE INS CO	65080	3	0.4	2,100,686	0.0	13.69	1,268.5

*ORDERED BY PREMIUMS (DESCENDING) AND COMPANY NAME
SOURCE: NAIC, 11/21/2017

CONSUMER COMPLAINT INDICES, BY PRODUCT TYPE*
CALENDAR YEAR 2016
PURSUANT TO SECTION 624.313(1)(i), F.S.; RULE 690-142.002, F.A.C.

COMPANY INFORMATION		CONFIRMED COMPLAINTS		PREMIUMS		COMPLAINT INDEX	
NAME	NAIC CODE	(#)	SHARE OF PRODUCT TYPE (%)	(\$)	SHARE OF PRODUCT TYPE (%)	(#)	DEVIATION FROM PRODUCT TYPE (%)
INDIVIDUAL LIFE / CONFIRMED COMPLAINTS=791 / PREMIUMS=\$7,580,077,681 / COMPLAINT INDEX=1.00							
GARDEN STATE LIFE INS CO	63657	3	0.4	2,068,294	0.0	13.90	1,290.0
CONSTITUTION LIFE INS CO	62359	3	0.4	1,935,046	0.0	14.86	1,385.7
FLORIDA COMBINED LIFE INS CO INC	76031	1	0.1	1,894,138	0.0	5.06	405.9
HARTFORD LIFE & ACCIDENT INS CO	70815	3	0.4	1,835,145	0.0	15.67	1,466.6
RESERVE NATL LIFE INS CO	68462	2	0.3	1,781,876	0.0	10.76	975.6
DELAWARE LIFE INS CO	79065	3	0.4	1,780,039	0.0	16.15	1,515.1
PAVONIA LIFE INS CO OF MI	93777	2	0.3	1,746,864	0.0	10.97	997.2
CHESAPEAKE LIFE INS CO	61832	2	0.3	1,660,448	0.0	11.54	1,054.3
FIRST ALLMERICA FIN LIFE INS CO	69140	1	0.1	1,616,483	0.0	5.93	492.8
SURETY LIFE INS CO	69310	1	0.1	1,544,855	0.0	6.20	520.3
GUARANTEE TRUST LIFE INS CO	64211	2	0.3	1,409,303	0.0	13.60	1,259.9
AURORA NATL LIFE ASSUR CO	61182	1	0.1	1,396,486	0.0	6.86	586.2
AXA EQUITABLE LIFE & ANN CO	62880	1	0.1	1,325,289	0.0	7.23	623.1
FAMILY LIFE INS CO	63053	1	0.1	1,051,859	0.0	9.11	811.0
FEDERAL LIFE INS CO	63223	1	0.1	1,041,932	0.0	9.20	819.7
PROFESSIONAL INS CO	68047	1	0.1	890,072	0.0	10.77	976.6
INVESTORS LIFE INS CO N AMER	63487	2	0.3	877,627	0.0	21.84	2,083.8
ATHENE ANN & LIFE ASSUR CO OF NY	68039	1	0.1	807,837	0.0	11.86	1,086.2
UNUM LIFE INS CO OF AMER	62235	2	0.3	807,290	0.0	23.74	2,274.1
RELIANCE STANDARD LIFE INS CO	68381	1	0.1	777,161	0.0	12.33	1,133.1
GREAT WESTERN INS CO	71480	3	0.4	700,408	0.0	41.05	4,004.6
LOYAL AMER LIFE INS CO	65722	1	0.1	576,456	0.0	16.62	1,562.4
FIDELITY SECURITY LIFE INS CO	71870	1	0.1	536,448	0.0	17.86	1,686.4
BANKERS FIDELITY LIFE INS CO	61239	1	0.1	504,743	0.0	18.99	1,798.6
NATIONAL FARMERS UNION LIFE INS CO	66540	1	0.1	326,200	0.0	29.38	2,837.7
AMERICAN REPUBLIC INS CO	60836	2	0.3	304,802	0.0	62.88	6,188.0
TRUSTMARK INS CO	61425	1	0.1	260,742	0.0	36.75	3,575.2
MERIT LIFE INS CO	65951	1	0.1	236,283	0.0	40.56	3,955.7
PACIFIC LIFE & ANN CO	97268	1	0.1	161,792	0.0	59.23	5,823.0
CENTRAL STATES H & L CO OF OMAHA	61751	1	0.1	128,818	0.0	74.39	7,339.1
PRUDENTIAL ANN LIFE ASSUR CORP	86630	1	0.1	108,962	0.0	87.95	8,694.7
AMERICAN HLTH & LIFE INS CO	60518	1	0.1	56,917	0.0	168.37	16,736.6
ATLANTA LIFE INS CO	61093	3	0.4	49,808	0.0	577.19	57,619.1
FAMILY SERV LIFE INS CO	74004	1	0.1	864	0.0	11,091.32	1,109,032.5
COMPANION LIFE INS CO	77828	1	0.1	114	0.0	84,060.57	8,405,956.8
AIG PROP CAS CO	19402	2	0.3	0	0.0	.	.
AMERICAN GENERAL LIFE & ACCIDENT I	66672	2	0.3	0	0.0	.	.
AVIVA LIFE INS CO	62898	1	0.1	0	0.0	.	.
BANKERS LIFE INS CO	81043	1	0.1	0	0.0	.	.
CONSECO INS CO WITHDRAWN 7 2011	60682	2	0.3	0	0.0	.	.
DIRECT GEN INS CO	42781	1	0.1	0	0.0	.	.
HUMANA HLTH INS CO OF FL INC	69671	1	0.1	0	0.0	.	.
INDEPENDENT ORDER OF FORESTERS US	58068	12	1.5	0	0.0	.	.
JOHN HANCOCK LIFE INS CO	65099	1	0.1	0	0.0	.	.
METLIFE INVESTORS USA INS CO	61050	1	0.1	0	0.0	.	.
METROPOLITAN INS AND ANNUITY CO	86428	2	0.3	0	0.0	.	.
MODERN WOODMEN OF AMER	57541	1	0.1	0	0.0	.	.
ROYAL NEIGHBORS OF AMER	57657	3	0.4	0	0.0	.	.
SOUTHERN LIFE & HLTH INS CO	88323	1	0.1	0	0.0	.	.
STONEBRIDGE LIFE INS CO	65021	1	0.1	0	0.0	.	.
THRIVENT FINANCIAL FOR LUTHERANS	56014	1	0.1	0	0.0	.	.
TRANSAMERICA CAS INS CO	10952	1	0.1	0	0.0	.	.
TRUSTMARK LIFE INS CO	62863	1	0.1	0	0.0	.	.
WOODMEN WORLD LIFE INS SOC	57320	2	0.3	0	0.0	.	.
LONG TERM CARE / CONFIRMED COMPLAINTS=169 / PREMIUMS=\$680,327,717 / COMPLAINT INDEX=1.00							
GENWORTH LIFE INS CO	70025	16	9.5	141,844,040	20.8	0.45	-54.6
JOHN HANCOCK LIFE INS CO USA	65838	14	8.3	129,641,901	19.1	0.43	-56.5
ALL COMPANIES WITH ZERO COMPLAINTS	.	0	0.0	106,731,389	15.7	0.00	-100.0

*ORDERED BY PREMIUMS (DESCENDING) AND COMPANY NAME
SOURCE: NAIC, 11/21/2017

CONSUMER COMPLAINT INDICES, BY PRODUCT TYPE*
 CALENDAR YEAR 2016
 PURSUANT TO SECTION 624.313(1)(i), F.S.; RULE 690-142.002, F.A.C.

COMPANY INFORMATION		CONFIRMED COMPLAINTS		PREMIUMS		COMPLAINT INDEX	
NAME	NAIC CODE	(#)	SHARE OF PRODUCT TYPE (%)	(\$)	SHARE OF PRODUCT TYPE (%)	(#)	DEVIATION FROM PRODUCT TYPE (%)
LONG TERM CARE / CONFIRMED COMPLAINTS=169 / PREMIUMS=\$680,327,717 / COMPLAINT INDEX=1.00							
BANKERS LIFE & CAS CO	61263	13	7.7	40,358,989	5.9	1.30	29.7
METROPOLITAN LIFE INS CO	65978	13	7.7	33,544,912	4.9	1.56	56.0
UNUM LIFE INS CO OF AMER	62235	2	1.2	28,349,213	4.2	0.28	-71.6
CONTINENTAL CAS CO	20443	12	7.1	26,830,089	3.9	1.80	80.0
TRANSAMERICA LIFE INS CO	86231	5	3.0	22,026,923	3.2	0.91	-8.6
BRIGHTHOUSE LIFE INS CO	87726	10	5.9	20,241,535	3.0	1.99	98.9
PRUDENTIAL INS CO OF AMER	68241	8	4.7	19,663,782	2.9	1.64	63.8
JOHN HANCOCK LIFE & HLTH INS CO	93610	7	4.1	16,194,106	2.4	1.74	74.0
MUTUAL OF OMAHA INS CO	71412	1	0.6	13,872,617	2.0	0.29	-71.0
NEW YORK LIFE INS CO	66915	1	0.6	13,714,921	2.0	0.29	-70.6
MASSACHUSETTS MUT LIFE INS CO	65935	2	1.2	12,148,432	1.8	0.66	-33.7
RIVERSOURCE LIFE INS CO	65005	2	1.2	10,518,211	1.5	0.77	-23.5
ALLIANZ LIFE INS CO OF N AMER	90611	2	1.2	10,205,858	1.5	0.79	-21.1
SENIOR HLTH INS CO OF PA	76325	15	8.9	8,255,127	1.2	7.31	631.5
TIME INS CO	69477	2	1.2	7,165,945	1.1	1.12	12.4
CMFG LIFE INS CO	62626	4	2.4	4,304,884	0.6	3.74	274.1
UNITED OF OMAHA LIFE INS CO	69868	1	0.6	2,901,241	0.4	1.39	38.8
UNITED SECURITY ASSUR CO OF PA	42129	1	0.6	2,653,749	0.4	1.52	51.7
WASHINGTON NATL INS CO	70319	2	1.2	1,821,453	0.3	4.42	342.0
CONSTITUTION LIFE INS CO	62359	4	2.4	1,738,201	0.3	9.26	826.4
AMERICAN FAMILY LIFE ASSUR CO OF C	60380	1	0.6	1,680,702	0.2	2.40	139.5
KANAWHA INS CO	65110	7	4.1	1,399,525	0.2	20.13	1,913.5
TIAA CREF LIFE INS CO	60142	1	0.6	895,154	0.1	4.50	349.7
JACKSON NATL LIFE INS CO	65056	1	0.6	885,842	0.1	4.54	354.4
PYRAMID LIFE INS CO	68284	1	0.6	227,276	0.0	17.71	1,671.2
UNITED AMER INS CO	92916	1	0.6	172,551	0.0	23.33	2,233.0
ALLSTATE LIFE INS CO	60186	1	0.6	168,764	0.0	23.85	2,285.3
LINCOLN NATL LIFE INS CO	65676	1	0.6	110,112	0.0	36.56	3,555.9
GREAT AMER LIFE INS CO	63312	1	0.6	33,327	0.0	120.79	11,979.1
GENWORTH LIFE & ANN INS CO	65536	1	0.6	26,946	0.0	149.40	14,839.5
BCBS OF FL	98167	2	1.2	0	0.0	.	.
FLORIDA COMBINED LIFE INS CO INC	76031	1	0.6	0	0.0	.	.
HARTFORD LIFE & ACCIDENT INS CO	70815	1	0.6	0	0.0	.	.
JOHN HANCOCK LIFE INS CO	65099	2	1.2	0	0.0	.	.
LINCOLN BENEFIT LIFE CO	65595	2	1.2	0	0.0	.	.
NATIONAL STATES INS CO	60593	1	0.6	0	0.0	.	.
PENN TREATY NTRK AMER INS CO	63282	4	2.4	0	0.0	.	.
STATE FARM LIFE INS CO	69108	1	0.6	0	0.0	.	.
THRIVENT FINANCIAL FOR LUTHERANS	56014	1	0.6	0	0.0	.	.
UNITED TEACHER ASSOC INS CO	63479	1	0.6	0	0.0	.	.
MEDICAL PROFESSIONAL LIABILITY / CONFIRMED COMPLAINTS=1 / PREMIUMS=\$594,491,497 / COMPLAINT INDEX=1.00							
ALL COMPANIES WITH ZERO COMPLAINTS		0	0.0	594,486,681	100.0	0.00	-100.0
PHILADELPHIA IND INS CO	18058	1	100.0	4,816	0.0	123,440.93	12,343,992.5
MEDICARE SUPPLEMENT / CONFIRMED COMPLAINTS=144 / PREMIUMS=\$2,025,743,290 / COMPLAINT INDEX=1.00							
UNITEDHEALTHCARE INS CO	79413	28	19.4	1,130,865,998	55.8	0.35	-65.2
BCBS OF FL	98167	53	36.8	432,233,804	21.3	1.72	72.5
ALL COMPANIES WITH ZERO COMPLAINTS		0	0.0	112,194,884	5.5	0.00	-100.0
UNITED AMER INS CO	92916	8	5.6	104,820,333	5.2	1.07	7.4
COLONIAL PENN LIFE INS CO	62065	9	6.3	64,240,806	3.2	1.97	97.1
BANKERS LIFE & CAS CO	61263	2	1.4	36,872,313	1.8	0.76	-23.7
CONSTITUTION LIFE INS CO	62359	7	4.9	32,513,364	1.6	3.03	202.9
USAA LIFE INS CO	69663	1	0.7	29,307,666	1.4	0.48	-52.0
MUTUAL OF OMAHA INS CO	71412	2	1.4	27,179,245	1.3	1.04	3.5
TRANSAMERICA LIFE INS CO	86231	2	1.4	15,475,450	0.8	1.82	81.8
HUMANA HLTH INS CO OF FL INC	69671	7	4.9	12,968,857	0.6	7.59	659.3
TRANSAMERICA PREMIER LIFE INS CO	66281	1	0.7	8,754,961	0.4	1.61	60.7
CONTINENTAL LIFE INS CO BRENTWOOD	68500	1	0.7	8,175,506	0.4	1.72	72.1
AETNA LIFE INS CO	60054	2	1.4	4,473,393	0.2	6.29	528.9
OXFORD LIFE INS CO	76112	1	0.7	4,361,286	0.2	3.23	222.6

*ORDERED BY PREMIUMS (DESCENDING) AND COMPANY NAME
 SOURCE: NAIC, 11/21/2017

CONSUMER COMPLAINT INDICES, BY PRODUCT TYPE*
 CALENDAR YEAR 2016
 PURSUANT TO SECTION 624.313(1)(i), F.S.; RULE 690-142.002, F.A.C.

COMPANY INFORMATION		CONFIRMED COMPLAINTS		PREMIUMS		COMPLAINT INDEX	
NAME	NAIC CODE	(#)	SHARE OF PRODUCT TYPE (%)	(\$)	SHARE OF PRODUCT TYPE (%)	(#)	DEVIATION FROM PRODUCT TYPE (%)
MEDICARE SUPPLEMENT / CONFIRMED COMPLAINTS=144 / PREMIUMS=\$2,025,743,290 / COMPLAINT INDEX=1.00							
PYRAMID LIFE INS CO	68284	1	0.7	1,008,899	0.0	13.94	1,294.4
AMERICAN GEN LIFE INS CO	60488	1	0.7	203,933	0.0	68.98	6,798.2
UNIFIED LIFE INS CO	11121	1	0.7	92,592	0.0	151.93	15,093.2
AETNA HLTH INS CO	72052	1	0.7	0	0.0	.	.
AMERICAN PIONEER LIFE INS CO	60763	1	0.7	0	0.0	.	.
COVENTRY HLTH CARE OF FL INC	95114	2	1.4	0	0.0	.	.
FAMILY LIFE INS CO	63053	1	0.7	0	0.0	.	.
FREEDOM LIFE INS CO OF AMER	62324	2	1.4	0	0.0	.	.
HUMANA INS CO	73288	7	4.9	0	0.0	.	.
UNITED OF OMAHA LIFE INS CO	69868	1	0.7	0	0.0	.	.
UNITED TEACHER ASSOC INS CO	63479	1	0.7	0	0.0	.	.
WELLCARE PRESCRIPTION INS INC	10155	1	0.7	0	0.0	.	.
PRIVATE PASSENGER / CONFIRMED COMPLAINTS=3,970 / PREMIUMS=\$17,333,354,129 / COMPLAINT INDEX=1.00							
STATE FARM MUT AUTO INS CO	25178	347	8.7	2,752,259,326	15.9	0.55	-45.0
GEICO GEN INS CO	35882	249	6.3	2,211,145,214	12.8	0.49	-50.8
PROGRESSIVE AMER INS CO	24252	147	3.7	1,374,303,438	7.9	0.47	-53.3
GEICO IND CO	22055	205	5.2	1,141,172,170	6.6	0.78	-21.6
PROGRESSIVE SELECT INS CO	10192	129	3.2	1,123,598,240	6.5	0.50	-49.9
ALLSTATE FIRE & CAS INS CO	29688	144	3.6	988,374,171	5.7	0.64	-36.4
GOVERNMENT EMPLOYEES INS CO	22063	70	1.8	599,829,400	3.5	0.51	-49.0
UNITED SERV AUTOMOBILE ASSN	25941	32	0.8	456,464,993	2.6	0.31	-69.4
ALLSTATE INS CO	19232	49	1.2	386,633,567	2.2	0.55	-44.7
WINDHAVEN INS CO	12541	629	15.8	354,136,452	2.0	7.75	675.5
USAA CAS INS CO	25968	39	1.0	353,867,493	2.0	0.48	-51.9
INFINITY AUTO INS CO	11738	141	3.6	287,490,249	1.7	2.14	114.1
SAFECO INS CO OF IL	39012	26	0.7	268,580,627	1.5	0.42	-57.7
USAA GEN IND CO	18600	46	1.2	259,650,966	1.5	0.77	-22.7
STANDARD FIRE INS CO	19070	20	0.5	254,345,327	1.5	0.34	-65.7
ALL COMPANIES WITH ZERO COMPLAINTS	.	0	0.0	222,781,364	1.3	0.00	-100.0
SECURITY NATL INS CO	33120	51	1.3	218,443,275	1.3	1.02	1.9
LM GEN INS CO	36447	34	0.9	205,137,840	1.2	0.72	-27.6
DIRECT GEN INS CO	42781	146	3.7	203,221,482	1.2	3.14	213.7
ALLSTATE PROP & CAS INS CO	17230	21	0.5	190,719,065	1.1	0.48	-51.9
UNITED AUTOMOBILE INS CO	35319	120	3.0	174,930,840	1.0	3.00	199.5
ESURANCE PROP & CAS INS CO	30210	33	0.8	170,626,409	1.0	0.84	-15.6
SOUTHERN OWNERS INS CO	10190	14	0.4	166,288,425	1.0	0.37	-63.2
OCEAN HARBOR CAS INS CO	12360	306	7.7	160,478,033	0.9	8.33	732.5
HARTFORD UNDERWRITERS INS CO	30104	32	0.8	139,100,318	0.8	1.00	0.4
METROPOLITAN CAS INS CO	40169	24	0.6	137,718,537	0.8	0.76	-23.9
21ST CENTURY CENTENNIAL INS CO	34789	26	0.7	132,459,422	0.8	0.86	-14.3
MERCURY IND CO OF AMER	11201	17	0.4	131,191,062	0.8	0.57	-43.4
FLORIDA FARM BUR GEN INS CO	21817	11	0.3	129,905,044	0.7	0.37	-63.0
GARRISON PROP & CAS INS CO	21253	23	0.6	120,492,203	0.7	0.83	-16.7
AUTO CLUB INS CO OF FL	12813	10	0.3	112,016,467	0.6	0.39	-61.0
INFINITY IND INS CO	10061	47	1.2	109,263,434	0.6	1.88	87.8
AMICA MUT INS CO	19976	9	0.2	104,089,019	0.6	0.38	-62.2
ALLSTATE IND CO	19240	19	0.5	99,545,435	0.6	0.83	-16.7
TRAVELERS HOME & MARINE INS CO	27998	12	0.3	92,745,903	0.5	0.56	-43.5
NATIONWIDE INS CO OF AMER	25453	14	0.4	78,482,214	0.5	0.78	-22.1
PEAK PROP & CAS INS CORP	18139	32	0.8	77,860,594	0.4	1.79	79.4
MGA INS CO INC	40150	28	0.7	66,053,729	0.4	1.85	85.1
DEPOSITORS INS CO	42587	6	0.2	63,029,124	0.4	0.42	-58.4
HARTFORD INS CO OF THE SOUTHEAST	38261	5	0.1	61,148,102	0.4	0.36	-64.3
AUTO CLUB S INS CO	41041	4	0.1	58,375,668	0.3	0.30	-70.1
IMPERIAL FIRE & CAS INS CO	44369	14	0.4	55,422,653	0.3	1.10	10.3
STATE FARM FIRE & CAS CO	25143	24	0.6	54,063,050	0.3	1.94	93.8
AIG PROP CAS CO	19402	2	0.1	53,362,579	0.3	0.16	-83.6
OWNERS INS CO	32700	5	0.1	50,924,141	0.3	0.43	-57.1

*ORDERED BY PREMIUMS (DESCENDING) AND COMPANY NAME
 SOURCE: NAIC, 11/21/2017

CONSUMER COMPLAINT INDICES, BY PRODUCT TYPE*
CALENDAR YEAR 2016
PURSUANT TO SECTION 624.313(1)(i), F.S.; RULE 690-142.002, F.A.C.

COMPANY INFORMATION		CONFIRMED COMPLAINTS		PREMIUMS		COMPLAINT INDEX	
NAME	NAIC CODE	(#)	SHARE OF PRODUCT TYPE (%)	(\$)	SHARE OF PRODUCT TYPE (%)	(#)	DEVIATION FROM PRODUCT TYPE (%)
PRIVATE PASSENGER / CONFIRMED COMPLAINTS=3,970 / PREMIUMS=\$17,333,354,129 / COMPLAINT INDEX=1.00							
INTEGON PREFERRED INS CO	31488	21	0.5	48,089,598	0.3	1.91	90.7
PROGRESSIVE EXPRESS INS CO	10193	11	0.3	46,768,685	0.3	1.03	2.7
LIBERTY MUT INS CO	23043	15	0.4	46,127,608	0.3	1.42	42.0
FIRST ACCEPTANCE INS CO INC	10336	117	2.9	44,787,861	0.3	11.41	1,040.6
PERMANENT GEN ASSUR CORP	37648	26	0.7	41,717,932	0.2	2.72	172.1
MENDOTA INS CO	33650	30	0.8	36,378,079	0.2	3.60	260.1
FIRST FLORIDIAN AUTO & HOME INS CO	10647	6	0.2	35,283,613	0.2	0.74	-25.8
PEACHTREE CAS INS CO	25755	25	0.6	30,195,928	0.2	3.61	261.5
CENTURY NATL INS CO	26905	47	1.2	27,927,259	0.2	7.35	634.8
MAPFRE INS CO OF FL	34932	3	0.1	27,824,773	0.2	0.47	-52.9
HORACE MANN PROP & CAS INS CO	22756	3	0.1	27,504,552	0.2	0.48	-52.4
HARTFORD ACCIDENT & IND CO	22357	5	0.1	27,502,926	0.2	0.79	-20.6
ASSURANCEAMERICA INS CO	11558	22	0.6	25,730,380	0.1	3.73	273.3
HARTFORD INS CO OF THE MIDWEST	37478	4	0.1	24,141,800	0.1	0.72	-27.7
RESPONSIVE AUTO INS CO	13131	7	0.2	23,458,881	0.1	1.30	30.3
LIBERTY MUT FIRE INS CO	23035	6	0.2	23,431,513	0.1	1.12	11.8
AUTO OWNERS INS CO	18988	8	0.2	23,184,764	0.1	1.51	50.7
MERCURY INS CO OF FL	11202	16	0.4	22,291,955	0.1	3.13	213.4
IDS PROP CAS INS CO	29068	2	0.1	22,248,706	0.1	0.39	-60.8
ALLIED PROP & CAS INS CO	42579	1	0.0	22,179,079	0.1	0.20	-80.3
FLORIDA FARM BUREAU CAS INS CO	31216	3	0.1	20,337,021	0.1	0.64	-35.6
TRAVELERS COMMERCIAL INS CO	36137	3	0.1	15,707,299	0.1	0.83	-16.6
INFINITY ASSUR INS CO	39497	8	0.2	15,222,422	0.1	2.29	129.5
ESURANCE INS CO	25712	3	0.1	14,753,770	0.1	0.89	-11.2
LYNDON SOUTHERN INS CO	10051	1	0.0	14,175,681	0.1	0.31	-69.2
VICTORIA FIRE & CAS CO	42889	2	0.1	13,377,240	0.1	0.65	-34.7
STAR & SHIELD INS EXCH	13621	6	0.2	13,288,899	0.1	1.97	97.1
LM INS CORP	33600	2	0.1	13,061,284	0.1	0.67	-33.1
ARTISAN & TRUCKERS CAS CO	10194	4	0.1	10,842,497	0.1	1.61	61.1
NATIONAL GENERAL INS ONLINE INC	11044	6	0.2	10,237,002	0.1	2.56	155.9
21ST CENTURY N AMER INS CO	32220	1	0.0	10,136,142	0.1	0.43	-56.9
ALPHA PROP & CAS INS CO	38156	6	0.2	8,759,209	0.1	2.99	199.1
HORACE MANN INS CO	22578	2	0.1	8,471,115	0.0	1.03	3.1
STAR CAS INS CO	32387	10	0.3	8,297,195	0.0	5.26	426.2
FIRST LIBERTY INS CORP	33588	2	0.1	8,054,049	0.0	1.08	8.4
FOREMOST INS CO GRAND RAPIDS MI	11185	10	0.3	7,792,993	0.0	5.60	460.3
CALIFORNIA CAS INS CO	20125	1	0.0	7,663,709	0.0	0.57	-43.0
DAIRYLAND INS CO	21164	4	0.1	7,371,294	0.0	2.37	136.9
OCCIDENTAL FIRE & CAS CO OF NC	23248	7	0.2	6,327,674	0.0	4.83	383.0
INTEGON IND CORP	22772	2	0.1	5,911,576	0.0	1.48	47.7
NATIONAL GEN ASSUR CO	42447	2	0.1	5,602,698	0.0	1.56	55.9
PHILADELPHIA IND INS CO	18058	1	0.0	4,716,542	0.0	0.93	-7.4
TWIN CITY FIRE INS CO CO	29459	1	0.0	4,383,043	0.0	1.00	-0.4
METROPOLITAN GEN INS CO	39950	1	0.0	3,723,411	0.0	1.17	17.3
21ST CENTURY PREFERRED INS CO	22225	2	0.1	3,035,503	0.0	2.88	187.7
INFINITY INS CO	22268	20	0.5	2,542,939	0.0	34.34	3,333.9
21ST CENTURY IND INS CO	43974	3	0.1	1,967,898	0.0	6.66	565.6
FEDERATED NATL INS CO	10790	3	0.1	1,793,711	0.0	7.30	630.2
INTEGON NATL INS CO	29742	1	0.0	1,625,654	0.0	2.69	168.6
BRISTOL W INS CO	19658	1	0.0	1,622,873	0.0	2.69	169.0
LIBERTY INS CORP	42404	1	0.0	1,410,843	0.0	3.09	209.5
TITAN INS CO	36269	2	0.1	1,089,572	0.0	8.01	701.4
HARTFORD CAS INS CO	29424	2	0.1	880,888	0.0	9.91	891.3
FOREMOST PROP & CAS INS CO	11800	2	0.1	871,375	0.0	10.02	902.1
TRAVELERS PROP CAS CO OF AMER	25674	1	0.0	261,331	0.0	16.71	1,570.7
NATIONAL GEN INS CO	23728	2	0.1	88,421	0.0	98.76	9,775.7
SAFECO INS CO OF AMER	24740	5	0.1	6,985	0.0	3,125.33	312,432.9

*ORDERED BY PREMIUMS (DESCENDING) AND COMPANY NAME
SOURCE: NAIC, 11/21/2017

CONSUMER COMPLAINT INDICES, BY PRODUCT TYPE*
 CALENDAR YEAR 2016
 PURSUANT TO SECTION 624.313(1)(i), F.S.; RULE 690-142.002, F.A.C.

COMPANY INFORMATION		CONFIRMED COMPLAINTS		PREMIUMS		COMPLAINT INDEX	
NAME	NAIC CODE	(#)	SHARE OF PRODUCT TYPE (%)	(\$)	SHARE OF PRODUCT TYPE (%)	(#)	DEVIATION FROM PRODUCT TYPE (%)
PRIVATE PASSENGER / CONFIRMED COMPLAINTS=3,970 / PREMIUMS=\$17,333,354,129 / COMPLAINT INDEX=1.00							
TRAVELERS IND CO	25658	1	0.0	5,498	0.0	794.12	79,312.2
SENTRY INS A MUT CO	24988	1	0.0	25	0.0	174,643.37	17,464,236.7
ACCEPTANCE INS CO	37958	2	0.1	0	0.0	.	.
ACCESS INS CO	11711	1	0.0	0	0.0	.	.
ALLSTATE VEHICLE & PROP INS CO	37907	2	0.1	0	0.0	.	.
AMERISURE INS CO	19488	1	0.0	0	0.0	.	.
AMERISURE MUT INS CO	23396	1	0.0	0	0.0	.	.
ARCH IND INS CO	30830	1	0.0	0	0.0	.	.
ASCENDANT COMMERCIAL INS INC	13683	2	0.1	0	0.0	.	.
DIRECT NATL INS CO	23736	1	0.0	0	0.0	.	.
FARMERS SPECIALTY INS CO	43699	1	0.0	0	0.0	.	.
FEDERATED MUT INS CO	13935	1	0.0	0	0.0	.	.
FOUNDERS INS CO	14249	1	0.0	0	0.0	.	.
GEICO CAS CO	41491	21	0.5	0	0.0	.	.
GENERAL INS CO OF AMER	24732	1	0.0	0	0.0	.	.
GRANADA INS CO	16870	2	0.1	0	0.0	.	.
HUDSON INS CO	25054	1	0.0	0	0.0	.	.
ILLINOIS NATL INS CO	23817	1	0.0	0	0.0	.	.
INFINITY SELECT INS CO	20260	1	0.0	0	0.0	.	.
KINGSWAY AMIGO INS CO	21300	3	0.1	0	0.0	.	.
MARKEL INS CO	38970	1	0.0	0	0.0	.	.
MERCURY CAS CO	11908	2	0.1	0	0.0	.	.
MESA UNDERWRITERS SPECIALTY INS CO	36838	1	0.0	0	0.0	.	.
MID CENTURY INS CO	21687	1	0.0	0	0.0	.	.
NATIONAL CAS CO	11991	1	0.0	0	0.0	.	.
NATIONAL IND CO OF THE SOUTH	42137	1	0.0	0	0.0	.	.
NATIONWIDE GEN INS CO	23760	1	0.0	0	0.0	.	.
OHIO SECURITY INS CO	24082	1	0.0	0	0.0	.	.
OLD REPUBLIC INS CO	24147	1	0.0	0	0.0	.	.
PROGRESSIVE BAYSIDE INS CO	17350	1	0.0	0	0.0	.	.
PROGRESSIVE CAS INS CO	24260	4	0.1	0	0.0	.	.
PROGRESSIVE DIRECT INS CO	16322	2	0.1	0	0.0	.	.
PROGRESSIVE SOUTHEASTERN INS CO	38784	1	0.0	0	0.0	.	.
SAFETY NATL CAS CORP	15105	1	0.0	0	0.0	.	.
SELECT INS CO	22233	1	0.0	0	0.0	.	.
STATE AUTOMOBILE MUT INS CO	25135	1	0.0	0	0.0	.	.
STATE FARM FL INS CO	10739	8	0.2	0	0.0	.	.
STATE FARM GEN INS CO	25151	14	0.4	0	0.0	.	.
TRAVELERS CAS INS CO OF AMER	19046	1	0.0	0	0.0	.	.
TRAVELERS IND CO OF CT	25682	1	0.0	0	0.0	.	.
WESCO INS CO	25011	3	0.1	0	0.0	.	.
WESTFIELD INS CO	24112	3	0.1	0	0.0	.	.
ZURICH AMER INS CO	16535	1	0.0	0	0.0	.	.
EQUITY INS CO	28746	1	0.0	-168,630	.	.	.
AMERICAN AUTOMOBILE INS CO	21849	1	0.0	-397,478	.	.	.
TITLE / CONFIRMED COMPLAINTS=34 / PREMIUMS=\$1,363,804,048 / COMPLAINT INDEX=1.00							
OLD REPUBLIC NATL TITLE INS CO	50520	9	26.5	431,451,804	31.6	0.84	-16.3
FIRST AMER TITLE INS CO	50814	3	8.8	289,585,873	21.2	0.42	-58.4
CHICAGO TITLE INS CO	50229	6	17.6	172,707,121	12.7	1.39	39.4
FIDELITY NATL TITLE INS CO	51586	4	11.8	146,678,870	10.8	1.09	9.4
ALL COMPANIES WITH ZERO COMPLAINTS	.	0	0.0	91,838,404	6.7	0.00	-100.0
WESTCOR LAND TITLE INS CO	50050	3	8.8	78,808,562	5.8	1.53	52.7
STEWART TITLE GUAR CO	50121	4	11.8	76,257,418	5.6	2.10	110.4
COMMONWEALTH LAND TITLE INS CO	50083	1	2.9	39,968,699	2.9	1.00	0.4
WFG NATL TITLE INS CO	51152	1	2.9	36,507,297	2.7	1.10	9.9
ATTORNEYS' TITLE INS FUND INC	50687	2	5.9	0	0.0	.	.
OLD REPUBLIC SURETY CO	40444	1	2.9	0	0.0	.	.
WORKERS COMPENSATION / CONFIRMED COMPLAINTS=52 / PREMIUMS=\$2,769,020,557 / COMPLAINT INDEX=1.00							
ALL COMPANIES WITH ZERO COMPLAINTS	.	0	0.0	1,381,664,468	49.9	0.00	-100.0

*ORDERED BY PREMIUMS (DESCENDING) AND COMPANY NAME
 SOURCE: NAIC, 11/21/2017

CONSUMER COMPLAINT INDICES, BY PRODUCT TYPE*

CALENDAR YEAR 2016

PURSUANT TO SECTION 624.313(1)(i), F.S.; RULE 690-142.002, F.A.C.

COMPANY INFORMATION		CONFIRMED COMPLAINTS		PREMIUMS		COMPLAINT INDEX	
NAME	NAIC CODE	(#)	SHARE OF PRODUCT TYPE (%)	(\$)	SHARE OF PRODUCT TYPE (%)	(#)	DEVIATION FROM PRODUCT TYPE (%)
WORKERS COMPENSATION / CONFIRMED COMPLAINTS=52 / PREMIUMS=\$2,769,020,557 / COMPLAINT INDEX=1.00							
BRIDGEFIELD EMPLOYERS INS CO	10701	3	5.8	256,099,724	9.2	0.62	-37.6
ASSOCIATED INDUSTRIES INS CO INC	23140	1	1.9	155,185,317	5.6	0.34	-65.7
FCCI INS CO	10178	1	1.9	140,181,129	5.1	0.38	-62.0
TECHNOLOGY INS CO INC	42376	1	1.9	136,833,420	4.9	0.39	-61.1
RETAILFIRST INS CO	10700	1	1.9	90,854,490	3.3	0.59	-41.4
AMERISURE INS CO	19488	2	3.8	72,744,071	2.6	1.46	46.4
GUARANTEE INS CO	11398	2	3.8	61,028,121	2.2	1.75	74.5
NORGUARD INS CO	31470	2	3.8	57,374,755	2.1	1.86	85.6
TWIN CITY FIRE INS CO CO	29459	1	1.9	49,449,652	1.8	1.08	7.7
TRAVELERS IND CO OF AMER	25666	1	1.9	49,092,611	1.8	1.08	8.5
BRIDGEFIELD CAS INS CO	10335	1	1.9	43,524,924	1.6	1.22	22.3
AMERICAN INTERSTATE INS CO	31895	1	1.9	32,286,238	1.2	1.65	64.9
MARKEL INS CO	38970	2	3.8	26,892,271	1.0	3.96	296.0
OLD REPUBLIC INS CO	24147	1	1.9	24,439,302	0.9	2.18	117.9
ASCENDANT COMMERCIAL INS INC	13683	7	13.5	23,195,885	0.8	16.07	1,507.0
AMERICAN BUILDERS INS CO	11240	1	1.9	22,784,141	0.8	2.34	133.7
SUNZ INS CO	34762	1	1.9	21,263,487	0.8	2.50	150.4
WESCO INS CO	25011	1	1.9	20,623,751	0.7	2.58	158.2
SOUTHERN OWNERS INS CO	10190	2	3.8	14,494,645	0.5	7.35	634.8
HARTFORD UNDERWRITERS INS CO	30104	2	3.8	13,724,418	0.5	7.76	676.0
TRAVELERS CAS & SURETY CO	19038	2	3.8	13,049,679	0.5	8.16	716.1
LION INS CO	11075	1	1.9	12,422,255	0.4	4.29	328.7
STAR INS CO	18023	1	1.9	9,833,180	0.4	5.42	441.5
PROTECTIVE INS CO	12416	1	1.9	8,121,095	0.3	6.56	555.7
SAFETY NATL CAS CORP	15105	1	1.9	6,116,677	0.2	8.71	770.6
ZURICH AMER INS CO OF IL	27855	1	1.9	5,959,151	0.2	8.94	793.6
QBE INS CORP	39217	1	1.9	5,882,795	0.2	9.05	805.2
STATE FARM FIRE & CAS CO	25143	1	1.9	5,542,819	0.2	9.61	860.7
BITCO GEN INS CORP	20095	1	1.9	4,489,280	0.2	11.86	1,086.2
NATIONAL FIRE INS CO OF HARTFORD	20478	1	1.9	3,080,047	0.1	17.29	1,628.9
NATIONAL TRUST INS CO	20141	1	1.9	786,759	0.0	67.68	6,668.3
AETNA LIFE INS CO	60054	1	1.9	0	0.0	.	.
CASTLEPOINT FLORIDA INS CO	13599	1	1.9	0	0.0	.	.
CO OPTIONS INS CO INC	10834	1	1.9	0	0.0	.	.
GENERAL REINS CORP	22039	1	1.9	0	0.0	.	.
TRAVELERS COMMERCIAL INS CO	36137	1	1.9	0	0.0	.	.
UNDERWRITERS AT LLOYD'S LONDON	15642	1	1.9	0	0.0	.	.

*ORDERED BY PREMIUMS (DESCENDING) AND COMPANY NAME
SOURCE: NAIC, 11/21/2017

AUTHORIZED FLORIDA INSURER FINANCIAL ABSTRACTS, BY NAIC STATEMENT TYPE

CALENDAR YEAR 2016

PURSUANT TO SECTION 624.315(1)(a), F.S.

COMPANY	NAIC COMPANY CODE	DOMICILE	NET ADMITTED ASSETS (\$)	LIABILITIES (\$)	CAPITAL AND SURPLUS (\$)	FL DIRECT PREMIUMS WRITTEN (\$)
FRATERNAL, TOTAL FLORIDA DIRECT PREMIUMS WRITTEN: \$409,269,163						
ASSURED LIFE ASSN	56499	FOREIGN	58,565,916	45,813,376	12,752,540	268,191
BAPTIST LIFE ASSN	57223	FOREIGN	30,964,206	29,452,804	1,511,402	37,913
CATHOLIC ASSN OF FORESTERS	58130	FOREIGN	12,838,717	7,134,303	5,704,409	2,546
CATHOLIC FINANCIAL LIFE	56030	FOREIGN	1,417,204,685	1,346,420,874	70,783,811	839,281
CATHOLIC HOLY FAMILY SOCIETY	57770	FOREIGN	142,172,859	136,651,021	5,521,838	519,819
CATHOLIC LIFE INS	57347	FOREIGN	1,153,734,920	1,066,676,175	87,058,745	10,975
CATHOLIC ORDER OF FORESTERS	57487	FOREIGN	1,140,023,815	1,058,224,556	81,799,259	904,497
CROATIAN FRATERNAL UNION OF AMER	56634	FOREIGN	474,311,465	433,437,038	40,874,427	43,555
CSA FRATERNAL LIFE	56138	FOREIGN	139,796,326	136,250,624	3,545,701	657,316
EVERENCE ASSN INC	57991	FOREIGN	439,075,828	331,006,099	108,069,729	1,423,427
FIRST CATH SLOVAK LADIES ASSN USA	56332	FOREIGN	866,267,376	766,876,843	99,390,534	358,347
FIRST CATH SLOVAK UNION OF US & CN	56340	FOREIGN	382,380,128	354,280,731	28,099,397	542,039
GBU FINANCIAL LIFE	56685	FOREIGN	2,192,369,095	2,038,293,966	154,075,129	10,922,388
GCU	56693	FOREIGN	1,549,960,643	1,441,428,668	108,531,975	8,250,358
GLENER LIFE INS SOCIETY	56154	FOREIGN	1,317,259,971	1,226,480,928	90,779,043	3,493,459
INDEPENDENT ORDER OF FORESTERS US BR	58068	ALIEN	3,154,451,812	2,909,752,580	244,699,232	40,373,924
KNIGHTS OF COLUMBUS	58033	FOREIGN	23,626,969,334	21,679,450,353	1,947,518,981	81,975,060
LOYAL CHRISTIAN BENEFIT ASSN	56758	FOREIGN	185,373,374	181,832,550	3,540,824	207,855
MODERN WOODMEN OF AMER	57541	FOREIGN	15,401,301,492	13,768,518,993	1,632,782,498	39,517,372
NATIONAL SLOVAK SOCIETY OF THE USA	56782	FOREIGN	1,025,532,480	981,969,406	43,563,074	8,303,371
ORDER OF UNITED COMMERCIAL TRAVELERS	56383	FOREIGN	16,890,516	7,479,379	9,411,137	2,943,036
POLISH NATL ALLIANCE US OF NA	57622	FOREIGN	435,950,678	416,534,764	19,415,914	120,591
POLISH NATL UNION OF AMER	56839	FOREIGN	26,722,819	25,820,251	902,568	4,770
POLISH ROMAN CATHOLIC UNION OF AMER	57630	FOREIGN	201,573,919	193,865,266	7,708,653	594,190
POLISH WOMENS ALLIANCE OF AMER	57649	FOREIGN	51,899,831	52,868,493	-968,662	0
ROYAL NEIGHBORS OF AMER	57657	FOREIGN	979,305,939	790,204,086	189,101,855	9,420,279
SERB NATL FEDERATION	56936	FOREIGN	42,181,631	39,233,505	2,948,125	0
SLOVENE NATL BENEFIT SOCIETY	57673	FOREIGN	208,816,849	202,628,358	6,188,490	18,052
SONS OF NORWAY	57142	FOREIGN	363,901,744	348,886,232	15,015,512	651,536
SUPREME COUNCIL THE ROYAL ARCANUM	58181	FOREIGN	109,423,179	97,328,093	12,095,086	106,979
THRIVENT FINANCIAL FOR LUTHERANS	56014	FOREIGN	84,833,536,268	77,107,922,344	7,725,613,924	151,420,619
TRAVELERS PROTECTIVE ASSN OF AMER	56006	FOREIGN	14,890,892	1,846,605	13,044,286	1,227
UKRAINIAN NATL ASSN INC	57215	FOREIGN	188,568,492	179,232,628	9,335,863	988,508
UNITED STATES LETTER CARRIERS MUT BE	56456	FOREIGN	243,945,102	212,989,167	30,955,935	974,389
WILLIAM PENN ASSN	57010	FOREIGN	411,862,799	384,364,125	27,498,675	9,400,680
WOMANS LIFE INS SOCIETY	56170	FOREIGN	203,593,650	182,034,893	21,558,757	139,189
WOODMEN WORLD LIFE INS SOC	57320	FOREIGN	10,846,690,311	9,576,454,552	1,270,235,759	33,793,011
WORKMENS BENEFIT FUND OF THE USA	57290	FOREIGN	33,846,428	32,797,371	1,049,057	40,414
HEALTH, TOTAL FLORIDA DIRECT PREMIUMS WRITTEN: \$53,430,428,088						
ACCENDO INS CO	63444	FOREIGN	13,685,092	4,097,829	9,587,263	0
ADVANTICA INS CO	12278	FOREIGN	7,020,952	670,473	6,350,479	3,881,987
AETNA HLTH INC FL CORP	95088	DOMESTIC	541,207,253	291,446,212	249,761,041	1,970,416,380
AETNA HLTH INS CO	72052	FOREIGN	43,106,530	8,344,333	34,762,197	0
AIDS HLTHCARE FOUND MCO OF FL INC	12973	DOMESTIC	37,926,209	30,858,476	7,067,733	122,006,489
AMERICAN SPECIALTY HLTH INS CO	84697	FOREIGN	9,540,985	1,126,166	8,414,819	0
AMERIGROUP FL INC	95093	DOMESTIC	229,044,170	142,914,507	86,129,663	1,431,822,517
AMFIRST INS CO	60250	FOREIGN	52,509,624	7,182,412	45,327,212	62,968
AVMED INC	95263	DOMESTIC	281,059,358	199,373,831	81,685,527	967,519,314
BANKERS RESERVE LIFE INS CO OF WI	71013	FOREIGN	410,427,048	186,734,848	223,692,201	0
BCBS OF FL	98167	DOMESTIC	5,974,580,412	3,702,838,262	2,271,742,150	9,283,694,217
BEHEALTHY FLORIDA INC	15118	DOMESTIC	16,645,317	5,681,629	10,963,689	23,290,614
BETTER HLTH INC	15480	DOMESTIC	72,751,415	41,836,668	30,914,747	322,105,018
BUPA INS CO	81647	DOMESTIC	320,005,130	167,046,555	152,958,575	3,067
CAPITAL HLTH PLAN INC	95112	DOMESTIC	489,865,714	118,862,879	371,002,835	764,555,243

SOURCE: NAIC ANNUAL STATEMENT – EXH. OF ASSETS; EXH. OF LIABILITIES, SURPLUS AND OTHER FUNDS; STATE PAGE

AUTHORIZED FLORIDA INSURER FINANCIAL ABSTRACTS, BY NAIC STATEMENT TYPE

CALENDAR YEAR 2016

PURSUANT TO SECTION 624.315(1)(a), F.S.

COMPANY	NAIC COMPANY CODE	DOMICILE	NET ADMITTED ASSETS (\$)	LIABILITIES (\$)	CAPITAL AND SURPLUS (\$)	FL DIRECT PREMIUMS WRITTEN (\$)
HEALTH, TOTAL FLORIDA DIRECT PREMIUMS WRITTEN: \$53,430,428,088						
CARE IMPROVEMENT PLUS S CENTRAL INS	12567	FOREIGN	1,029,490,809	606,426,571	423,064,238	7,782,734
CAREPLUS HLTH PLANS INC	95092	DOMESTIC	405,644,761	250,969,141	154,675,620	1,721,376,352
CELTIC INS CO	80799	FOREIGN	593,029,861	539,777,964	53,251,897	264,553,842
CIGNA DENTAL HLTH OF FL INC	52021	DOMESTIC	7,745,743	2,840,418	4,905,325	32,835,114
CIGNA HLTHCARE OF FL INC	95136	DOMESTIC	4,151,088	382,407	3,768,681	981,413
CLOVER INS CO	86371	FOREIGN	189,016,904	121,087,567	67,929,336	3,654
COMPBENEFITS CO	52015	DOMESTIC	25,519,710	11,955,908	13,563,802	108,049,701
COMPBENEFITS INS CO	60984	FOREIGN	37,880,349	7,202,513	30,677,836	52,233,576
COVENTRY HLTH & LIFE INS CO	81973	FOREIGN	1,512,484,475	367,156,683	1,145,327,792	3,372,120
COVENTRY HLTH CARE OF FL INC	95114	DOMESTIC	547,748,582	352,127,607	195,620,975	1,380,255,176
COVENTRY HLTH PLAN OF FL INC	95266	DOMESTIC	56,195,148	16,328,412	39,866,736	-53,042
DELTA DENTAL INS CO	81396	FOREIGN	254,433,443	132,963,093	121,470,350	239,578,506
DENTAL BENEFIT PROVIDERS OF IL INC	52053	FOREIGN	4,123,839	1,076,534	3,047,305	1,976,123
DENTEGRA INS CO	73474	FOREIGN	84,451,705	40,979,883	43,471,822	139,054
EDUCATORS HLTH PLANS LIFE ACCIDENT & ENVISION INS CO	12515	FOREIGN	36,014,460	18,089,286	17,925,174	0
FLORIDA HLTH CARE PLAN INC	12747	FOREIGN	309,925,001	260,335,335	49,589,666	5,113,507
FLORIDA HLTH SOLUTION HMO CO	13567	DOMESTIC	166,371,638	78,944,415	87,427,223	430,584,907
FLORIDA HLTH SOLUTION HMO CO	15634	DOMESTIC	3,816,035	615,166	3,200,869	8,436
FLORIDA MHS INC	14447	DOMESTIC	177,464,452	101,389,345	76,075,108	546,845,083
FLORIDA TRUE HLTH INC	14378	DOMESTIC	219,210,013	124,020,580	95,189,433	1,102,822,771
FREEDOM HLTH INC	10119	DOMESTIC	165,473,019	133,230,583	32,242,436	871,338,683
FRESENIUS HLTH PLANS INS CO	85286	FOREIGN	30,913,050	15,160,044	15,753,006	3,516
GROUP DENTAL SERV OF MD INC	95846	FOREIGN	14,575,279	1,746,346	12,828,933	0
HARKEN HLTH INS CO	79480	FOREIGN	112,518,385	71,794,476	40,723,909	0
HCSC INS SERV CO	78611	FOREIGN	581,525,169	391,685,369	189,839,800	0
HEALTH CARE SERV CORP A MUT LEGAL RE	70670	FOREIGN	18,036,100,777	8,500,156,003	9,535,944,774	132,848,066
HEALTH FIRST COMMERCIAL PLANS INC	15882	DOMESTIC	31,872,603	12,735,643	19,136,960	72,758,621
HEALTH FIRST HLTH PLANS INC	15880	DOMESTIC	130,756,525	60,153,322	70,603,203	446,432,897
HEALTH FIRST INS INC	14140	DOMESTIC	6,030,280	1,378,373	4,651,907	5,034,712
HEALTH OPTIONS INC	95089	DOMESTIC	879,774,982	467,788,414	411,986,568	2,590,016,547
HEALTH SUN HLTH PLANS	10122	DOMESTIC	134,768,968	104,857,457	29,911,511	709,048,918
HEALTHSPRING LIFE & HLTH INS CO INC	12902	FOREIGN	602,829,479	322,626,324	280,203,155	-6
HEALTHSPRING OF FL INC	11532	DOMESTIC	156,979,150	67,516,746	89,462,404	860,573,305
HEALTHY PALM BEACHES INC	95827	DOMESTIC	2,977,911	74,400	2,903,511	0
HUMANA HLTH INS CO OF FL INC	69671	DOMESTIC	107,257,171	54,679,642	52,577,529	205,960,911
HUMANA INS CO	73288	FOREIGN	6,870,620,723	2,645,881,401	4,224,739,322	1,610,564,375
HUMANA MEDICAL PLAN INC	95270	DOMESTIC	1,939,005,705	1,170,525,788	768,479,917	8,080,532,751
HUMANADENTAL INS CO	70580	FOREIGN	111,087,918	41,243,855	69,844,063	517,186
MAGNA INS CO	61018	FOREIGN	2,712,132	312,402	2,399,730	0
MEDCO CONTAINMENT LIFE INS CO	63762	FOREIGN	1,688,976,561	1,226,431,923	462,544,638	15,055,935
MEDICA HLTH PLANS OF FL INC	12756	DOMESTIC	4,452,951	53,951	4,399,000	-1,009
MEDICA HLTHCARE PLANS INC	12155	DOMESTIC	139,561,336	78,156,213	61,405,123	534,906,720
MOLINA HLTHCARE OF FL INC	13128	DOMESTIC	802,936,721	602,927,700	200,009,021	1,944,738,940
NEIGHBORHOOD HLTH PARTNERSHIP INC	95123	DOMESTIC	149,027,359	88,848,393	60,178,966	578,723,990
OPTIMUM HLTHCARE INC	12259	DOMESTIC	112,528,873	81,995,250	30,533,623	530,006,273
PENNSYLVANIA LIFE INS CO	67660	FOREIGN	53,981,435	23,444,934	30,536,501	1,184,606
PREFERRED CARE PARTNERS INC	11176	DOMESTIC	325,045,030	242,388,022	82,657,008	1,487,118,238
QCC INS CO	93688	FOREIGN	1,157,626,785	756,578,719	401,048,066	0
RENAISSANCE LIFE & HLTH INS CO OF AM	61700	FOREIGN	86,509,446	20,882,436	65,627,010	6,959,571
SAFEGUARD HLTH PLANS INC	52009	DOMESTIC	9,385,437	1,381,399	8,004,038	18,025,330
SAFEHEALTH LIFE INS CO	79014	FOREIGN	12,220,375	29,073	12,191,302	214,961
SENIORDENT DENTAL PLAN INC	13211	FOREIGN	412,487	3,630	408,857	90
SIERRA HLTH & LIFE INS CO INC	71420	FOREIGN	2,396,904,112	1,219,484,542	1,177,419,570	68,217,398

SOURCE: NAIC ANNUAL STATEMENT – EXH. OF ASSETS; EXH. OF LIABILITIES, SURPLUS AND OTHER FUNDS; STATE PAGE

AUTHORIZED FLORIDA INSURER FINANCIAL ABSTRACTS, BY NAIC STATEMENT TYPE

CALENDAR YEAR 2016

PURSUANT TO SECTION 624.315(1)(a), F.S.

COMPANY	NAIC COMPANY CODE	DOMICILE	NET ADMITTED ASSETS (\$)	LIABILITIES (\$)	CAPITAL AND SURPLUS (\$)	FL DIRECT PREMIUMS WRITTEN (\$)
HEALTH, TOTAL FLORIDA DIRECT PREMIUMS WRITTEN: \$53,430,428,088						
SILVERSCRIPT INS CO	12575	FOREIGN	2,823,572,736	2,024,409,956	799,162,780	154,127,676
SIMPLY HLTHCARE PLANS INC	13726	DOMESTIC	293,971,394	180,576,650	113,394,744	1,230,056,168
SMART INS CO	80055	FOREIGN	24,070,530	364,269	23,706,261	0
SOLSTICE BENEFITS INC	12341	DOMESTIC	2,572,845	2,389,314	183,531	8,872,483
SUNSHINE HLTH COMM SOLUTIONS INC	15927	DOMESTIC	19,061,270	711,418	18,349,852	0
SUNSHINE STATE HLTH PLAN INC	13148	DOMESTIC	676,498,315	318,639,304	357,859,011	3,646,007,818
SYMPHONIX HLTH INS INC	84549	FOREIGN	531,560,641	472,414,347	59,146,294	296,407
THE DENTAL CONCERN INC	54739	FOREIGN	10,901,205	3,240,654	7,660,551	31,926
TRUASSURE INS CO	92525	FOREIGN	7,150,880	1,168,171	5,982,709	336,982
TUFTS INS CO INC	60117	FOREIGN	101,583,097	50,893,416	50,689,682	371,080
ULTIMATE HLTH PLANS INC	14243	DOMESTIC	12,819,349	6,367,497	6,451,852	52,037,416
UNITED CONCORDIA INS CO	85766	FOREIGN	62,234,481	26,823,916	35,410,565	14,079,900
UNITED HLTHCARE OF FL INC	95264	DOMESTIC	792,670,805	443,991,839	348,678,966	3,005,613,023
VISION SERV PLAN INS CO	32395	FOREIGN	75,481,753	41,188,660	34,293,093	57,140,345
WELLCARE HLTH INS OF AZ INC	83445	FOREIGN	223,862,659	126,417,468	97,445,191	0
WELLCARE OF FL INC	95081	DOMESTIC	688,937,468	518,155,815	170,781,653	3,679,723,666
WELLCARE PRESCRIPTION INS INC	10155	DOMESTIC	852,868,255	643,415,202	209,453,053	23,134,832
LIFE, ACCIDENT AND HEALTH, TOTAL FLORIDA DIRECT PREMIUMS WRITTEN: \$46,497,110,896						
4 EVER LIFE INS CO	80985	FOREIGN	207,497,489	124,867,113	82,630,376	5,660,224
5 STAR LIFE INS CO	77879	FOREIGN	286,577,159	246,412,422	40,164,737	12,208,321
AAA LIFE INS CO	71854	FOREIGN	629,205,776	476,475,065	152,730,712	73,678,218
ABILITY INS CO	71471	FOREIGN	1,203,362,547	1,181,945,137	21,417,410	1,874,122
ACCORDIA LIFE & ANN CO	62200	FOREIGN	8,041,033,190	7,375,331,617	665,701,573	35,207,947
ACE LIFE INS CO	60348	FOREIGN	51,706,821	43,036,875	8,669,946	0
AETNA HLTH & LIFE INS CO	78700	FOREIGN	2,388,618,145	2,106,080,750	282,537,396	403,465
AETNA LIFE INS CO	60054	FOREIGN	22,376,187,164	18,896,985,246	3,479,201,918	1,335,861,168
ALFA LIFE INS CORP	79049	FOREIGN	1,375,463,564	1,125,979,821	249,483,743	2,019
ALL SAVERS INS CO	82406	FOREIGN	1,551,506,002	497,349,939	1,054,156,063	16,953,260
ALLIANZ LIFE INS CO OF N AMER	90611	FOREIGN	127,557,707,794	121,392,428,356	6,165,279,438	1,000,809,828
ALLSTATE ASSUR CO	70866	FOREIGN	716,711,385	582,797,788	133,913,598	5,584,383
ALLSTATE LIFE INS CO	60186	FOREIGN	32,126,975,801	29,080,360,147	3,046,615,654	36,556,862
AMALGAMATED LIFE INS CO	60216	FOREIGN	122,944,427	65,155,013	57,789,414	286,400
AMERICAN AMICABLE LIFE INS CO OF TX	68594	FOREIGN	273,037,633	228,561,510	44,476,123	8,125,697
AMERICAN BANKERS LIFE ASSUR CO OF FL	60275	DOMESTIC	378,701,171	324,025,000	54,676,171	6,571,708
AMERICAN CONTINENTAL INS CO	12321	FOREIGN	228,967,524	134,987,089	93,980,435	5,442,487
AMERICAN EQUITY INVEST LIFE INS CO	92738	FOREIGN	47,580,206,852	44,853,543,281	2,726,663,571	510,085,056
AMERICAN FAMILY LIFE ASSUR CO OF COL	60380	FOREIGN	108,871,354,819	97,650,299,555	11,221,055,264	335,876,329
AMERICAN FAMILY LIFE INS CO	60399	FOREIGN	5,497,452,570	4,496,092,136	1,001,360,434	2,147,211
AMERICAN FIDELITY ASSUR CO	60410	FOREIGN	5,446,761,028	5,032,158,571	414,602,457	22,038,225
AMERICAN FIDELITY LIFE INS CO	60429	DOMESTIC	422,530,682	353,606,095	68,924,587	853,656
AMERICAN GEN LIFE INS CO	60488	FOREIGN	170,849,934,111	161,849,414,166	9,000,519,945	1,211,461,209
AMERICAN HERITAGE LIFE INS CO	60534	DOMESTIC	1,885,615,762	1,541,300,602	344,315,160	123,583,868
AMERICAN HLTH & LIFE INS CO	60518	FOREIGN	924,203,272	709,065,266	215,138,006	5,189,627
AMERICAN HOME LIFE INS CO	60542	FOREIGN	254,438,346	232,986,616	21,451,730	296,532
AMERICAN INCOME LIFE INS CO	60577	FOREIGN	3,385,202,219	3,116,355,044	268,847,175	39,715,409
AMERICAN MATURITY LIFE INS CO	81213	FOREIGN	60,601,086	12,541,306	48,059,780	25,003
AMERICAN MEMORIAL LIFE INS CO	67989	FOREIGN	2,962,103,234	2,846,652,730	115,450,504	21,463,287
AMERICAN MODERN LIFE INS CO	65811	FOREIGN	44,677,379	14,149,605	30,527,774	0
AMERICAN NATL INS CO	60739	FOREIGN	18,721,092,181	15,735,183,280	2,985,908,901	159,665,522
AMERICAN NATL LIFE INS CO OF TX	71773	FOREIGN	122,523,153	87,351,585	35,171,568	508,587
AMERICAN PUBLIC LIFE INS CO	60801	FOREIGN	90,286,515	63,872,774	26,413,741	25,479,503
AMERICAN REPUBLIC INS CO	60836	FOREIGN	937,566,473	426,454,321	511,112,152	1,957,704
AMERICAN RETIREMENT LIFE INS CO	88366	FOREIGN	76,891,577	36,237,748	40,653,829	6,342,788
AMERICAN UNITED LIFE INS CO	60895	FOREIGN	24,931,829,175	23,971,375,868	960,453,307	125,059,132

SOURCE: NAIC ANNUAL STATEMENT – EXH. OF ASSETS; EXH. OF LIABILITIES, SURPLUS AND OTHER FUNDS; STATE PAGE

AUTHORIZED FLORIDA INSURER FINANCIAL ABSTRACTS, BY NAIC STATEMENT TYPE

CALENDAR YEAR 2016

PURSUANT TO SECTION 624.315(1)(a), F.S.

COMPANY	NAIC COMPANY CODE	DOMICILE	NET ADMITTED ASSETS (\$)	LIABILITIES (\$)	CAPITAL AND SURPLUS (\$)	FL DIRECT PREMIUMS WRITTEN (\$)
LIFE, ACCIDENT AND HEALTH, TOTAL FLORIDA DIRECT PREMIUMS WRITTEN: \$46,497,110,896						
AMERICO FIN LIFE & ANN INS CO	61999	FOREIGN	4,281,919,166	3,820,145,853	461,773,313	41,197,441
AMERITAS LIFE INS CORP	61301	FOREIGN	18,696,585,738	17,212,519,710	1,484,066,028	106,843,081
AMICA LIFE INS CO	72222	FOREIGN	1,240,659,713	961,838,404	278,821,309	5,022,491
ANNUITY INVESTORS LIFE INS CO	93661	FOREIGN	3,063,427,349	2,793,980,214	269,447,135	24,117,815
ANTHEM LIFE INS CO	61069	FOREIGN	623,258,714	514,374,134	108,884,580	920,583
ASSURITY LIFE INS CO	71439	FOREIGN	2,605,020,410	2,280,110,234	324,910,180	7,844,396
ATHENE ANN & LIFE ASSUR CO OF NY	68039	FOREIGN	3,261,234,878	3,030,197,485	231,037,393	1,415,406
ATHENE ANN & LIFE CO	61689	FOREIGN	47,984,664,271	46,871,325,228	1,113,339,043	521,707,621
ATHENE ANNUITY & LIFE ASSUR CO	61492	FOREIGN	10,350,656,536	9,078,236,580	1,272,419,957	5,394,068
ATHENE LIFE INS CO OF NY	63932	FOREIGN	956,111,175	877,814,720	78,296,455	3,367,071
ATLANTA LIFE INS CO	61093	FOREIGN	46,819,250	32,358,300	14,460,950	56,872
ATLANTIC COAST LIFE INS CO	61115	FOREIGN	348,552,698	326,658,464	21,894,234	51,015,487
AURORA NATL LIFE ASSUR CO	61182	FOREIGN	2,935,377,178	2,808,845,950	126,531,228	1,401,853
AUTO CLUB LIFE INS CO	84522	FOREIGN	705,178,802	622,890,732	82,288,070	156,109
AUTO OWNERS LIFE INS CO	61190	FOREIGN	3,897,931,643	3,474,743,615	423,188,028	14,057,514
AXA EQUITABLE LIFE & ANN CO	62880	FOREIGN	467,322,099	447,560,219	19,761,880	1,325,289
AXA EQUITABLE LIFE INS CO	62944	FOREIGN	174,067,923,580	169,221,225,388	4,846,698,192	945,422,107
BALTIMORE LIFE INS CO	61212	FOREIGN	1,241,746,363	1,160,413,079	81,333,284	11,702,131
BANKERS FIDELITY ASSUR CO	71919	FOREIGN	9,970,722	899,673	9,071,049	12,905
BANKERS FIDELITY LIFE INS CO	61239	FOREIGN	144,259,181	110,828,948	33,430,233	1,945,738
BANKERS LIFE & CAS CO	61263	FOREIGN	17,602,022,841	16,301,679,860	1,300,342,981	220,678,899
BANKERS LIFE INS CO	81043	FOREIGN	447,366,520	419,988,490	27,378,031	10,172,235
BANNER LIFE INS CO	94250	FOREIGN	2,881,946,378	2,400,262,561	481,683,817	292,131,553
BENEFICIAL LIFE INS CO	61395	FOREIGN	2,298,442,267	2,121,079,452	177,362,815	296,270
BERKLEY LIFE & HLTH INS CO	64890	FOREIGN	267,746,003	124,013,556	143,732,448	7,668,453
BERKSHIRE HATHAWAY LIFE INS CO NE	62345	FOREIGN	17,969,607,195	13,571,182,333	4,398,424,862	0
BERKSHIRE LIFE INS CO OF AMER	71714	FOREIGN	3,526,660,056	3,325,021,259	201,638,797	30,864,451
BEST LIFE & HLTH INS CO	90638	FOREIGN	18,783,254	3,903,776	14,879,478	213,133
BEST MERIDIAN INS CO	63886	DOMESTIC	317,191,802	260,653,424	56,538,378	768,799
BOSTON MUT LIFE INS CO	61476	FOREIGN	1,359,711,894	1,181,717,961	177,993,933	5,931,980
BRIGHTHOUSE LIFE INS CO	87726	FOREIGN	170,909,597,066	166,535,146,912	4,374,450,154	683,784,687
CENTRAL SECURITY LIFE INS CO	61735	FOREIGN	91,914,212	87,254,368	4,659,848	11,221
CENTRAL STATES H & L CO OF OMAHA	61751	FOREIGN	420,020,957	285,759,848	134,261,109	5,937,242
CENTRE LIFE INS CO	80896	FOREIGN	1,809,799,993	1,715,994,039	93,805,954	547,541
CENTURION LIFE INS CO	62383	FOREIGN	1,288,219,897	970,488,248	317,731,649	0
CHESAPEAKE LIFE INS CO	61832	FOREIGN	133,324,319	63,604,245	69,720,074	13,908,291
CHRISTIAN FIDELITY LIFE INS CO	61859	FOREIGN	63,906,258	35,894,857	28,011,401	153,082
CHURCH LIFE INS CORP	61875	FOREIGN	297,068,432	240,407,769	56,660,663	3,347,472
CIGNA HLTH & LIFE INS CO	67369	FOREIGN	7,410,885,968	4,020,792,613	3,390,093,355	1,018,928,435
CITIZENS NATL LIFE INS CO	82082	FOREIGN	12,431,294	10,309,110	2,122,184	2,833
CITIZENS SECURITY LIFE INS CO	61921	FOREIGN	24,011,079	9,568,755	14,442,324	594,147
CM LIFE INS CO	93432	FOREIGN	8,462,232,355	6,915,558,560	1,546,673,795	44,326,741
CMFG LIFE INS CO	62626	FOREIGN	16,573,511,521	14,570,841,641	2,002,669,880	118,202,300
COLONIAL LIFE & ACCIDENT INS CO	62049	FOREIGN	3,143,855,416	2,581,723,297	562,132,118	130,849,825
COLONIAL PENN LIFE INS CO	62065	FOREIGN	854,721,105	758,896,015	95,825,090	79,791,726
COLORADO BANKERS LIFE INS CO	84786	FOREIGN	354,054,276	295,565,643	58,488,633	5,340,260
COLUMBIAN LIFE INS CO	76023	FOREIGN	319,555,861	292,710,097	26,845,764	13,783,273
COLUMBIAN MUT LIFE INS CO	62103	FOREIGN	1,397,979,855	1,301,766,800	96,213,055	2,057,279
COLUMBUS LIFE INS CO	99937	FOREIGN	3,769,165,449	3,479,109,702	290,055,747	24,451,679
COMBINED INS CO OF AMER	62146	FOREIGN	1,432,051,226	1,300,554,350	131,496,876	35,171,551
COMMERCIAL TRAVELERS LIFE INS CO	81426	FOREIGN	16,561,397	11,647,270	4,914,127	41,978
COMMONWEALTH ANN & LIFE INS CO	84824	FOREIGN	11,379,079,563	9,223,464,204	2,155,615,359	7,690,877
COMPANION LIFE INS CO	77828	FOREIGN	338,691,623	152,448,127	186,243,496	10,834,440

SOURCE: NAIC ANNUAL STATEMENT – EXH. OF ASSETS; EXH. OF LIABILITIES, SURPLUS AND OTHER FUNDS; STATE PAGE

AUTHORIZED FLORIDA INSURER FINANCIAL ABSTRACTS, BY NAIC STATEMENT TYPE

CALENDAR YEAR 2016

PURSUANT TO SECTION 624.315(1)(a), F.S.

COMPANY	NAIC COMPANY CODE	DOMICILE	NET ADMITTED ASSETS (\$)	LIABILITIES (\$)	CAPITAL AND SURPLUS (\$)	FL DIRECT PREMIUMS WRITTEN (\$)
LIFE, ACCIDENT AND HEALTH, TOTAL FLORIDA DIRECT PREMIUMS WRITTEN: \$46,497,110,896						
CONNECTICUT GEN LIFE INS CO	62308	FOREIGN	17,646,348,971	13,571,962,128	4,074,386,843	147,899,688
CONSTITUTION LIFE INS CO	62359	FOREIGN	444,069,569	388,511,017	55,558,552	33,535,162
CONTINENTAL AMER INS CO	71730	FOREIGN	607,026,336	432,670,787	174,355,549	29,109,804
CONTINENTAL GEN INS CO	71404	FOREIGN	1,344,137,118	1,267,225,359	76,911,759	15,841,793
CONTINENTAL LIFE INS CO BRENTWOOD	68500	FOREIGN	307,080,148	133,249,663	173,830,485	9,465,199
CORVESTA LIFE INS CO	78301	FOREIGN	9,314,494	1,237,651	8,076,843	0
COTTON STATES LIFE INS CO	62537	FOREIGN	336,156,392	267,852,623	68,303,769	2,941,376
COUNTRY INVESTORS LIFE ASSUR CO	94218	FOREIGN	297,281,220	108,361,516	188,919,703	1,578,134
COUNTRY LIFE INS CO	62553	FOREIGN	9,170,467,553	8,031,807,192	1,138,660,362	3,811,807
CSI LIFE INS CO	82880	FOREIGN	19,748,305	5,862,456	13,885,844	20,533
DEARBORN NATL LIFE INS CO	71129	FOREIGN	1,872,506,789	1,375,474,730	497,032,059	2,337,326
DELAWARE AMER LIFE INS CO	62634	FOREIGN	132,754,580	60,204,974	72,549,606	302,142
DELAWARE LIFE INS CO	79065	FOREIGN	37,683,973,521	36,048,076,193	1,635,897,328	84,231,886
DIRECT GEN LIFE INS CO	97705	FOREIGN	25,525,998	10,411,478	15,114,520	6,050,228
EAGLE LIFE INS CO	13183	FOREIGN	527,620,587	361,012,989	166,607,598	177,116,048
EDUCATORS LIFE INS CO OF AMER	62790	FOREIGN	467,090,102	17,769,369	449,320,732	0
ELCO MUT LIFE & ANN	84174	FOREIGN	704,022,769	652,592,401	51,430,364	27,406,636
EMC NATL LIFE CO	62928	FOREIGN	947,884,563	843,906,169	103,978,394	681,869
EMPLOYERS REASSUR CORP	68276	FOREIGN	11,334,914,873	10,356,529,683	978,385,190	0
EPIC LIFE INS CO	64149	FOREIGN	46,203,215	31,625,503	14,577,712	0
EQUITABLE LIFE & CAS INS CO	62952	FOREIGN	313,614,537	268,837,242	44,777,295	759,746
EQUITRUST LIFE INS CO	62510	FOREIGN	17,268,012,692	16,336,402,283	931,610,409	162,758,085
FAMILY HERITAGE LIFE INS CO OF AMER	77968	FOREIGN	1,108,816,313	1,004,588,622	104,227,691	3,999,765
FAMILY LIFE INS CO	63053	FOREIGN	155,846,617	121,888,470	33,958,147	3,765,306
FAMILY SERV LIFE INS CO	74004	FOREIGN	326,401,662	291,762,683	34,638,980	864
FARMERS NEW WORLD LIFE INS CO	63177	FOREIGN	7,155,345,025	6,627,643,258	527,701,767	4,366,031
FEDERAL LIFE INS CO	63223	FOREIGN	227,519,338	212,803,141	14,716,197	1,268,142
FEDERATED LIFE INS CO	63258	FOREIGN	1,776,836,190	1,417,027,730	359,808,460	7,299,667
FIDELITY & GUAR LIFE INS CO	63274	FOREIGN	21,414,228,593	20,091,179,642	1,323,048,951	237,032,075
FIDELITY INVESTMENTS LIFE INS CO	93696	FOREIGN	25,859,639,234	25,029,616,726	830,022,508	142,859,372
FIDELITY LIFE ASSN A LEGAL RESERVE L	63290	FOREIGN	405,013,708	272,788,478	132,225,230	10,554,613
FIDELITY SECURITY LIFE INS CO	71870	FOREIGN	875,125,453	688,279,022	186,846,430	40,176,552
FINANCIAL AMER LIFE INS CO	71455	FOREIGN	6,679,013	4,846,438	1,832,578	-64
FIRST ALLMERICA FIN LIFE INS CO	69140	FOREIGN	3,435,046,095	3,250,281,065	184,765,030	1,732,948
FIRST CONTINENTAL LIFE & ACC	64696	FOREIGN	5,308,977	1,805,766	3,503,211	0
FIRST HLTH LIFE & HLTH INS CO	90328	FOREIGN	454,919,549	243,832,745	211,086,804	46,710,540
FIRST PENN PACIFIC LIFE INS CO	67652	FOREIGN	1,578,933,080	1,377,231,161	201,701,919	6,328,473
FLORIDA COMBINED LIFE INS CO INC	76031	DOMESTIC	50,732,689	21,801,354	28,931,335	123,594,811
FORESTERS LIFE INS ANN CO	63495	FOREIGN	2,142,196,577	2,082,076,324	60,120,253	8,474,155
FORETHOUGHT LIFE INS CO	91642	FOREIGN	24,910,992,470	23,278,823,264	1,632,169,205	556,869,782
FREEDOM LIFE INS CO OF AMER	62324	FOREIGN	100,221,058	49,073,112	51,147,946	50,510,620
FUNERAL DIRECTORS LIFE INS CO	99775	FOREIGN	1,248,024,468	1,137,599,976	110,424,492	1,450,818
GARDEN STATE LIFE INS CO	63657	FOREIGN	129,627,852	60,456,326	69,171,526	2,070,545
GENERAL AMER LIFE INS CO	63665	FOREIGN	12,411,528,606	11,488,782,534	922,746,072	22,879,546
GENERAL FIDELITY LIFE INS CO	93521	FOREIGN	24,525,585	8,074,702	16,450,883	0
GENERAL RE LIFE CORP	86258	FOREIGN	3,504,636,486	2,860,368,459	644,268,027	0
GENWORTH LIFE & ANN INS CO	65536	FOREIGN	22,447,754,567	20,960,304,007	1,487,450,560	85,000,229
GENWORTH LIFE INS CO	70025	FOREIGN	40,225,791,294	37,072,937,544	3,152,853,750	174,584,340
GENWORTH LIFE INS CO OF NY	72990	FOREIGN	8,495,549,011	8,014,391,326	481,157,685	11,984,514
GERBER LIFE INS CO	70939	FOREIGN	3,397,640,374	3,090,662,883	306,977,491	48,054,312
GLOBE LIFE & ACCIDENT INS CO	91472	FOREIGN	3,955,340,023	3,694,721,881	260,618,142	54,496,252
GOLDEN RULE INS CO	62286	FOREIGN	529,488,173	359,437,760	170,050,413	240,676,665
GOVERNMENT PERSONNEL MUT LIFE INS CO	63967	FOREIGN	835,139,443	714,259,111	120,880,332	4,701,226

SOURCE: NAIC ANNUAL STATEMENT – EXH. OF ASSETS; EXH. OF LIABILITIES, SURPLUS AND OTHER FUNDS; STATE PAGE

AUTHORIZED FLORIDA INSURER FINANCIAL ABSTRACTS, BY NAIC STATEMENT TYPE

CALENDAR YEAR 2016

PURSUANT TO SECTION 624.315(1)(a), F.S.

COMPANY	NAIC COMPANY CODE	DOMICILE	NET ADMITTED ASSETS (\$)	LIABILITIES (\$)	CAPITAL AND SURPLUS (\$)	FL DIRECT PREMIUMS WRITTEN (\$)
LIFE, ACCIDENT AND HEALTH, TOTAL FLORIDA DIRECT PREMIUMS WRITTEN: \$46,497,110,896						
GREAT AMER LIFE INS CO	63312	FOREIGN	29,301,505,746	27,325,096,976	1,976,408,770	353,230,546
GREAT SOUTHERN LIFE INS CO	90212	FOREIGN	216,608,302	169,136,013	47,472,289	3,876,016
GREAT W LIFE & ANN INS CO	68322	FOREIGN	56,436,024,826	55,382,691,600	1,053,333,226	324,987,171
GREAT WESTERN INS CO	71480	FOREIGN	1,214,554,018	1,137,433,610	77,120,407	6,748,841
GUARANTEE TRUST LIFE INS CO	64211	FOREIGN	550,718,907	473,712,368	77,006,539	5,529,317
GUARANTY INCOME LIFE INS CO	64238	FOREIGN	503,699,716	452,878,014	50,821,702	3,783,948
GUARDIAN INS & ANN CO INC	78778	FOREIGN	16,780,860,630	16,520,477,827	260,382,803	119,856,421
GUARDIAN LIFE INS CO OF AMER	64246	FOREIGN	51,883,712,174	45,711,224,770	6,172,487,404	511,805,022
GUGGENHEIM LIFE & ANN CO	83607	FOREIGN	13,716,199,017	13,065,082,189	651,116,828	50,631,756
HANNOVER LIFE REASSUR CO OF AMER	88340	DOMESTIC	14,998,510,820	14,667,346,299	331,164,521	0
HARLEYSVILLE LIFE INS CO	64327	FOREIGN	411,847,849	367,605,227	44,242,622	453,943
HARTFORD LIFE & ACCIDENT INS CO	70815	FOREIGN	8,785,878,300	7,162,028,370	1,623,849,930	145,968,276
HARTFORD LIFE & ANN INS CO	71153	FOREIGN	36,793,192,089	34,879,433,741	1,913,758,348	80,691,698
HARTFORD LIFE INS CO	88072	FOREIGN	111,449,826,857	107,051,918,228	4,397,908,629	292,043,175
HCC LIFE INS CO	92711	FOREIGN	981,612,046	379,762,638	601,849,408	24,087,317
HEALTH NET LIFE INS CO	66141	FOREIGN	727,212,204	317,262,163	409,950,041	0
HEARTLAND NATL LIFE INS CO	66214	FOREIGN	12,201,636	5,128,315	7,073,320	2,548,402
HERITAGE LIFE INS CO	64394	FOREIGN	4,471,995,304	3,488,053,294	983,942,010	0
HM LIFE INS CO	93440	FOREIGN	643,307,789	282,569,224	360,738,565	16,597,057
HOMESTEADERS LIFE CO	64505	FOREIGN	2,771,528,463	2,591,044,236	180,484,227	10,703,442
HORACE MANN LIFE INS CO	64513	FOREIGN	8,845,207,345	8,398,193,160	447,014,187	43,070,048
IA AMER LIFE INS CO	91693	FOREIGN	165,435,291	96,262,010	69,173,281	252,573
IDEALIFE INS CO	97764	FOREIGN	20,857,847	5,323,447	15,534,400	398,881
ILLINOIS MUT LIFE INS CO	64580	FOREIGN	1,434,323,781	1,208,372,635	225,951,146	7,425,748
INDEPENDENCE LIFE & ANN CO	64602	FOREIGN	3,028,041,847	2,845,226,259	182,815,588	0
INDIVIDUAL ASSUR CO LIFE HLTH & ACC	81779	FOREIGN	26,210,982	16,914,702	9,296,282	11,466
INTEGRITY LIFE INS CO	74780	FOREIGN	7,999,573,399	7,191,255,211	808,318,188	108,232,302
INTRAMERICA LIFE INS CO	64831	FOREIGN	32,256,934	22,229,658	10,027,275	38,959
INVESTORS HERITAGE LIFE INS CO	64904	FOREIGN	448,992,906	423,034,867	25,958,039	458,163
INVESTORS LIFE INS CO N AMER	63487	FOREIGN	614,817,905	559,950,948	54,866,957	882,723
JACKSON NATL LIFE INS CO	65056	FOREIGN	204,781,178,712	199,862,310,898	4,918,867,814	1,220,542,033
JEFFERSON NATL LIFE INS CO	64017	FOREIGN	4,610,567,423	4,571,535,839	39,031,584	65,481,094
JOHN ALDEN LIFE INS CO	65080	FOREIGN	227,574,931	211,987,197	15,587,734	3,893,229
JOHN HANCOCK LIFE & HLTH INS CO	93610	FOREIGN	11,875,204,106	11,151,646,935	723,557,171	16,341,042
JOHN HANCOCK LIFE INS CO USA	65838	FOREIGN	229,892,290,373	223,738,547,929	6,153,742,444	1,336,227,609
KANAWHA INS CO	65110	FOREIGN	2,342,977,664	2,196,013,339	146,964,325	6,521,396
KANSAS CITY LIFE INS CO	65129	FOREIGN	3,359,087,772	3,035,784,145	323,303,623	15,055,394
LAFAYETTE LIFE INS CO	65242	FOREIGN	4,911,434,820	4,622,779,463	288,655,357	24,334,308
LANDMARK LIFE INS CO	82252	FOREIGN	46,419,442	42,413,356	4,006,086	16,680
LIBERTY BANKERS LIFE INS CO	68543	FOREIGN	1,547,600,575	1,342,741,500	204,859,075	19,499,918
LIBERTY LIFE ASSUR CO OF BOSTON	65315	FOREIGN	17,479,290,194	16,318,329,860	1,160,960,334	114,071,547
LIBERTY NATL LIFE INS CO	65331	FOREIGN	7,820,780,349	7,247,108,328	573,672,021	62,057,264
LIFE INS CO OF AL	65412	FOREIGN	120,837,639	80,208,776	40,628,863	395,764
LIFE INS CO OF N AMER	65498	FOREIGN	8,604,445,127	7,126,687,851	1,477,757,276	169,390,740
LIFE INS CO OF THE SOUTHWEST	65528	FOREIGN	16,805,443,841	15,737,562,378	1,067,881,462	188,947,441
LIFE OF THE SOUTH INS CO	97691	FOREIGN	103,382,496	83,020,525	20,361,973	5,628,131
LIFESURE INS CO	77720	FOREIGN	309,154,669	276,650,195	32,504,474	4,328,956
LIFESHIELD NATL INS CO	99724	FOREIGN	69,761,583	45,269,121	24,492,462	399,854
LINCOLN BENEFIT LIFE CO	65595	FOREIGN	11,517,599,186	10,958,064,527	559,534,659	108,084,195
LINCOLN HERITAGE LIFE INS CO	65927	FOREIGN	935,388,416	823,908,401	111,480,015	34,904,779
LINCOLN LIFE & ANN CO OF NY	62057	FOREIGN	13,729,788,477	12,522,437,830	1,207,350,647	10,083,480
LINCOLN NATL LIFE INS CO	65676	FOREIGN	221,258,928,365	213,785,949,303	7,472,979,062	1,682,091,080
LOMBARD INTL LIFE ASSUR CO	60232	FOREIGN	5,912,319,981	5,885,931,277	26,388,704	33,480,857

SOURCE: NAIC ANNUAL STATEMENT – EXH. OF ASSETS; EXH. OF LIABILITIES, SURPLUS AND OTHER FUNDS; STATE PAGE

AUTHORIZED FLORIDA INSURER FINANCIAL ABSTRACTS, BY NAIC STATEMENT TYPE

CALENDAR YEAR 2016

PURSUANT TO SECTION 624.315(1)(a), F.S.

COMPANY	NAIC COMPANY CODE	DOMICILE	NET ADMITTED ASSETS (\$)	LIABILITIES (\$)	CAPITAL AND SURPLUS (\$)	FL DIRECT PREMIUMS WRITTEN (\$)
LIFE, ACCIDENT AND HEALTH, TOTAL FLORIDA DIRECT PREMIUMS WRITTEN: \$46,497,110,896						
LONDON LIFE REINS CO	76694	FOREIGN	289,306,204	230,767,415	58,538,789	891
LONGEVITY INS CO	68446	FOREIGN	7,809,814	236	7,809,578	7,564
LOYAL AMER LIFE INS CO	65722	FOREIGN	272,856,422	186,582,628	86,273,794	2,797,391
LUMICO LIFE INS CO	73504	FOREIGN	52,568,682	9,285,052	43,283,630	457,287
MADISON NATL LIFE INS CO INC	65781	FOREIGN	329,743,532	150,765,036	178,978,496	3,553,012
MANHATTAN LIFE INS CO	65870	FOREIGN	543,131,707	492,055,020	51,076,687	8,734,710
MANHATTAN NATL LIFE INS CO	67083	FOREIGN	166,415,455	154,848,151	11,567,304	1,170,012
MAPFRE LIFE INS CO	85561	FOREIGN	21,581,212	3,443,959	18,137,253	10,645
MASSACHUSETTS MUT LIFE INS CO	65935	FOREIGN	223,670,465,625	208,246,975,669	15,423,489,956	1,287,966,593
MEDAMERICA INS CO OF FL	12967	DOMESTIC	36,587,283	32,931,986	3,655,297	4,027,201
MEDICO CORP LIFE INS CO	79987	FOREIGN	53,706,213	31,933,119	21,773,094	190,344
MEDICO INS CO	31119	FOREIGN	87,268,815	48,515,924	38,752,891	7,841,038
MEMBERS LIFE INS CO	86126	FOREIGN	73,915,859	50,710,428	23,205,430	27,115,186
MERIT LIFE INS CO	65951	FOREIGN	559,261,444	425,892,504	133,368,940	5,105,877
METROPOLITAN LIFE INS CO	65978	FOREIGN	396,366,830,418	385,172,010,807	11,194,819,611	1,037,911,189
METROPOLITAN TOWER LIFE INS CO	97136	FOREIGN	4,403,664,879	3,735,008,496	668,656,383	9,279,364
MID WEST NATL LIFE INS CO OF TN	66087	FOREIGN	86,085,721	68,967,186	17,118,535	1,655,748
MIDLAND NATL LIFE INS CO	66044	FOREIGN	51,098,305,638	47,999,181,097	3,099,124,541	582,610,210
MIDWESTERN UNITED LIFE INS CO	66109	FOREIGN	234,433,119	103,054,582	131,378,537	115,441
MINNESOTA LIFE INS CO	66168	FOREIGN	40,438,053,170	37,466,451,287	2,971,601,883	424,492,676
MML BAY STATE LIFE INS CO	70416	FOREIGN	4,814,287,017	4,525,992,578	288,294,439	2,363,807
MONITOR LIFE INS CO OF NY	81442	FOREIGN	22,273,344	10,617,803	11,655,542	1,278,937
MONY LIFE INS CO	66370	FOREIGN	7,386,893,667	6,921,905,389	464,988,278	11,834,922
MONY LIFE INS CO OF AMER	78077	FOREIGN	3,155,552,671	2,836,980,544	318,572,127	54,285,912
MOTORISTS LIFE INS CO	66311	FOREIGN	467,352,042	405,151,371	62,200,671	1,589,302
MUNICH AMER REASSUR CO	66346	FOREIGN	7,663,885,484	6,993,645,062	670,240,422	0
MUNICH RE US LIFE CORP	69604	FOREIGN	10,832,622	2,810,895	8,021,727	0
MUTUAL OF AMER LIFE INS CO	88668	FOREIGN	19,041,784,266	18,048,362,675	993,421,591	114,257,271
MUTUAL OF OMAHA INS CO	71412	FOREIGN	7,278,931,188	4,230,646,642	3,048,284,547	55,938,315
MUTUAL SAVINGS LIFE INS CO	66397	FOREIGN	462,360,778	426,090,421	36,270,357	132,651
MUTUAL TRUST LIFE INS CO A PAN AMER	66427	FOREIGN	1,959,783,299	1,814,969,749	144,813,550	8,268,994
NATIONAL BENEFIT LIFE INS CO	61409	FOREIGN	513,917,789	349,602,025	164,315,762	3,571,707
NATIONAL GUARDIAN LIFE INS CO	66583	FOREIGN	3,657,858,820	3,364,593,342	293,265,478	43,752,960
NATIONAL INTEGRITY LIFE INS CO	75264	FOREIGN	4,692,809,344	4,333,547,249	359,262,095	2,093,422
NATIONAL LIFE INS CO	66680	FOREIGN	9,276,886,619	7,351,659,075	1,925,227,544	36,664,329
NATIONAL SECURITY INS CO	66788	FOREIGN	55,230,848	41,123,902	14,106,947	74,257
NATIONAL TEACHERS ASSOC LIFE INS CO	87963	FOREIGN	510,506,381	408,075,846	102,430,535	4,222,181
NATIONAL WESTERN LIFE INS CO	66850	FOREIGN	10,820,603,102	9,569,241,736	1,251,361,366	83,534,113
NATIONWIDE LIFE & ANN INS CO	92657	FOREIGN	14,466,198,988	13,497,950,978	968,248,010	271,992,459
NATIONWIDE LIFE INS CO	66869	FOREIGN	133,344,875,355	128,136,433,174	5,208,442,181	1,392,181,103
NEW ENGLAND LIFE INS CO	91626	FOREIGN	9,801,684,516	9,346,851,932	454,832,584	15,953,642
NEW ERA LIFE INS CO	78743	FOREIGN	504,188,333	429,098,995	75,089,338	1,603,252
NEW ERA LIFE INS CO OF MIDWEST	69698	FOREIGN	116,831,604	104,493,748	12,337,856	0
NEW YORK LIFE INS & ANN CORP	91596	FOREIGN	141,352,943,548	132,628,428,683	8,724,514,865	948,114,080
NEW YORK LIFE INS CO	66915	FOREIGN	170,761,834,718	150,654,273,612	20,107,561,106	442,940,482
NIPPON LIFE INS CO OF AMER	81264	FOREIGN	212,259,256	72,702,780	139,556,476	0
NORTH AMER CO LIFE & HLTH INS	66974	FOREIGN	22,182,254,911	20,772,157,749	1,410,097,162	306,373,676
NORTHWESTERN LONG TERM CARE INS CO	69000	FOREIGN	172,726,124	90,499,151	82,226,973	34,951,088
NORTHWESTERN MUT LIFE INS CO	67091	FOREIGN	250,507,191,101	230,277,606,895	20,229,584,206	842,864,713
NYLIFE INS CO OF AZ	81353	FOREIGN	182,925,507	78,992,583	103,932,924	2,282,723
OCCIDENTAL LIFE INS CO OF NC	67148	FOREIGN	254,588,767	226,022,876	28,565,891	2,238,512
OHIO NATL LIFE ASSUR CORP	89206	FOREIGN	3,956,973,955	3,679,023,277	277,950,678	43,955,343
OHIO NATL LIFE INS CO	67172	FOREIGN	29,061,741,064	27,979,650,464	1,082,090,604	224,540,012

SOURCE: NAIC ANNUAL STATEMENT – EXH. OF ASSETS; EXH. OF LIABILITIES, SURPLUS AND OTHER FUNDS; STATE PAGE

AUTHORIZED FLORIDA INSURER FINANCIAL ABSTRACTS, BY NAIC STATEMENT TYPE

CALENDAR YEAR 2016

PURSUANT TO SECTION 624.315(1)(a), F.S.

COMPANY	NAIC COMPANY CODE	DOMICILE	NET ADMITTED ASSETS (\$)	LIABILITIES (\$)	CAPITAL AND SURPLUS (\$)	FL DIRECT PREMIUMS WRITTEN (\$)
LIFE, ACCIDENT AND HEALTH, TOTAL FLORIDA DIRECT PREMIUMS WRITTEN: \$46,497,110,896						
OHIO STATE LIFE INS CO	67180	FOREIGN	13,414,318	2,820,523	10,593,795	2,507,724
OLD AMER INS CO	67199	FOREIGN	258,567,235	232,253,045	26,314,193	2,419,003
OLD REPUBLIC LIFE INS CO	67261	FOREIGN	124,957,804	93,529,389	31,428,415	682,010
OLD UNITED LIFE INS CO	76007	FOREIGN	81,609,239	37,757,381	43,851,858	269,513
OMAHA HLTH INS CO	88080	FOREIGN	17,085,943	362,870	16,723,073	0
OPTIMUM RE INS CO	88099	FOREIGN	170,051,835	136,055,666	33,996,169	0
OPTUM INS OF OH INC	69647	FOREIGN	87,073,300	46,648,777	40,424,523	46,440
OXFORD LIFE INS CO	76112	FOREIGN	1,684,348,203	1,495,069,378	189,278,825	20,262,008
OZARK NATL LIFE INS CO	67393	FOREIGN	801,855,590	665,568,592	136,286,998	539,326
PACIFIC LIFE & ANN CO	97268	FOREIGN	6,582,775,677	6,043,345,385	539,430,292	1,608,426
PACIFIC LIFE INS CO	67466	FOREIGN	118,628,447,191	110,080,026,927	8,548,420,265	609,900,471
PACIFICARE LIFE & HLTH INS CO	70785	FOREIGN	189,203,330	8,366,491	180,836,839	637,033
PAN AMER ASSUR CO	93459	FOREIGN	24,406,865	6,149,729	18,257,136	4,976,382
PAN AMER ASSUR CO INTL INC	13602	ALIEN	4,901,242	26,209	4,875,033	0
PAN AMER LIFE INS CO	67539	FOREIGN	1,260,900,689	1,016,340,031	244,560,658	9,372,797
PARK AVENUE LIFE INS CO	60003	FOREIGN	267,600,501	204,070,476	63,530,025	28,274
PARKER CENTENNIAL ASSUR CO	71099	FOREIGN	90,785,865	44,301,438	46,484,427	0
PARTNERRE LIFE REINS CO OF AMER	74900	FOREIGN	45,801,223	22,984,669	22,816,554	0
PAUL REVERE LIFE INS CO	67598	FOREIGN	3,790,415,273	3,539,018,942	251,396,331	11,653,237
PAVONIA LIFE INS CO OF MI	93777	FOREIGN	1,057,409,955	994,215,991	63,193,964	2,660,668
PENN INS & ANN CO	93262	FOREIGN	4,371,818,710	3,977,899,274	393,919,436	16,055,049
PENN MUT LIFE INS CO	67644	FOREIGN	19,105,796,954	17,365,180,924	1,740,616,030	121,768,816
PHILADELPHIA AMER LIFE INS CO	67784	FOREIGN	263,269,024	229,050,674	34,218,350	1,859,552
PHL VARIABLE INS CO	93548	FOREIGN	6,386,821,705	6,220,088,765	166,732,940	76,183,383
PHOENIX LIFE & ANN CO	93734	FOREIGN	31,841,275	20,952,426	10,888,849	486,174
PHOENIX LIFE INS CO	67814	FOREIGN	12,450,786,168	12,057,618,427	393,167,741	45,106,317
PHYSICIANS LIFE INS CO	72125	FOREIGN	1,596,430,967	1,445,651,585	150,779,382	9,264,150
PHYSICIANS MUT INS CO	80578	FOREIGN	2,208,570,092	1,289,404,177	919,165,915	8,171,381
PIONEER AMER INS CO	67873	FOREIGN	55,143,139	43,511,157	11,631,982	1,081,998
PIONEER MUT LIFE INS CO	67911	FOREIGN	517,255,353	470,796,056	46,459,297	607,945
PIONEER SECURITY LIFE INS CO	67946	FOREIGN	82,928,858	27,707,887	55,220,971	4,671,318
PLATEAU INS CO	97152	FOREIGN	25,944,557	14,488,932	11,455,625	3,081,279
PRIMERICA LIFE INS CO	65919	FOREIGN	1,431,574,628	858,826,136	572,748,492	154,702,195
PRINCIPAL LIFE INS CO	61271	FOREIGN	171,337,717,794	166,693,927,063	4,643,790,731	944,199,816
PRINCIPAL NATL LIFE INS CO	71161	FOREIGN	239,847,686	111,971,824	127,875,862	47,399,775
PROFESSIONAL INS CO	68047	FOREIGN	110,001,392	68,046,103	41,955,289	3,011,690
PROTECTIVE LIFE & ANNUITY INS CO	88536	FOREIGN	1,959,837,446	1,787,836,824	172,000,622	1,064,846
PROTECTIVE LIFE INS CO	68136	FOREIGN	44,644,937,893	40,408,038,215	4,236,899,677	236,578,493
PROVIDENT AMER LIFE & HLTH INS CO	67903	FOREIGN	19,485,163	1,418,206	18,066,957	27,768
PROVIDENT LIFE & ACCIDENT INS CO	68195	FOREIGN	8,272,593,093	7,544,425,745	728,167,348	68,285,742
PRUCO LIFE INS CO	79227	FOREIGN	111,524,057,216	110,273,970,420	1,250,086,796	831,389,473
PRUDENTIAL ANN LIFE ASSUR CORP	86630	FOREIGN	58,775,749,272	53,057,595,812	5,718,153,460	6,472,691
PRUDENTIAL INS CO OF AMER	68241	FOREIGN	260,294,334,274	249,120,638,357	11,173,695,917	903,292,264
PRUDENTIAL RETIREMENT INS & ANN CO	93629	FOREIGN	71,587,950,909	70,567,460,548	1,020,490,361	169,986,592
PURITAN LIFE INS CO OF AMER	71390	FOREIGN	42,209,790	30,534,327	11,675,463	39,841
PYRAMID LIFE INS CO	68284	FOREIGN	76,841,687	62,070,488	14,771,199	1,632,331
RELIABLE LIFE INS CO	68357	FOREIGN	20,990,037	9,598,266	11,391,771	26,300
RELIANCE STANDARD LIFE INS CO	68381	FOREIGN	10,889,433,720	9,823,342,657	1,066,091,063	139,523,764
RELIASTAR LIFE INS CO	67105	FOREIGN	19,828,482,342	18,166,445,936	1,662,036,406	231,324,887
RELIASTAR LIFE INS CO OF NY	61360	FOREIGN	2,978,004,215	2,664,750,892	313,253,323	7,092,770
RESERVE NATL INS CO	68462	FOREIGN	126,855,475	86,640,290	40,215,185	2,379,652
RESOURCE LIFE INS CO	61506	FOREIGN	7,023,790	349,449	6,674,341	0
RGA REINS CO	93572	FOREIGN	25,432,771,662	23,911,127,895	1,521,643,767	0

SOURCE: NAIC ANNUAL STATEMENT – EXH. OF ASSETS; EXH. OF LIABILITIES, SURPLUS AND OTHER FUNDS; STATE PAGE

AUTHORIZED FLORIDA INSURER FINANCIAL ABSTRACTS, BY NAIC STATEMENT TYPE

CALENDAR YEAR 2016

PURSUANT TO SECTION 624.315(1)(a), F.S.

COMPANY	NAIC COMPANY CODE	DOMICILE	NET ADMITTED ASSETS (\$)	LIABILITIES (\$)	CAPITAL AND SURPLUS (\$)	FL DIRECT PREMIUMS WRITTEN (\$)
LIFE, ACCIDENT AND HEALTH, TOTAL FLORIDA DIRECT PREMIUMS WRITTEN: \$46,497,110,896						
RIVERSOURCE LIFE INS CO	65005	FOREIGN	100,920,660,742	97,949,480,044	2,971,180,698	371,928,781
S USA LIFE INS CO INC	60183	FOREIGN	13,102,299	5,569,180	7,533,119	120,834
SAGICOR LIFE INS CO	60445	FOREIGN	1,086,409,525	1,014,159,471	72,250,054	12,900,274
SCOR GLOBAL LIFE AMER REINS CO	64688	FOREIGN	1,327,603,409	1,123,542,518	204,060,891	0
SCOR GLOBAL LIFE RE INS CO OF DE	87017	FOREIGN	470,462,796	369,419,864	101,042,927	0
SCOR GLOBAL LIFE USA REINS CO	97071	FOREIGN	767,759,930	434,731,198	333,028,732	0
SCOTTISH RE US INC	87572	FOREIGN	1,501,776,685	1,445,057,031	56,719,654	0
SECURIAN LIFE INS CO	93742	FOREIGN	577,115,340	316,862,858	260,252,482	37,529,333
SECURITY BENEFIT LIFE INS CO	68675	FOREIGN	29,812,875,847	28,251,208,324	1,561,667,523	332,633,734
SECURITY LIFE OF DENVER INS CO	68713	FOREIGN	13,294,842,007	12,397,701,882	897,140,125	78,184,270
SECURITY MUT LIFE INS CO OF NY	68772	FOREIGN	2,722,394,387	2,559,657,370	162,737,017	14,764,385
SECURITY NATL LIFE INS CO	69485	FOREIGN	567,108,091	530,318,733	36,789,358	2,893,056
SENIOR HLTH INS CO OF PA	76325	FOREIGN	2,744,535,287	2,716,512,099	28,023,187	8,255,127
SENIOR LIFE INS CO	78662	FOREIGN	50,930,796	42,609,501	8,321,295	4,033,167
SENTINEL AMER LIFE INS CO	77119	FOREIGN	27,877,739	22,912,729	4,965,009	47
SENTINEL SECURITY LIFE INS CO	68802	FOREIGN	617,141,221	576,988,541	40,152,682	114,260,188
SENTRY LIFE INS CO	68810	FOREIGN	6,092,874,171	5,829,902,408	262,971,763	12,484,058
SETTLERS LIFE INS CO	97241	FOREIGN	401,842,888	359,763,272	42,079,616	1,419,033
SHELTERPOINT INS CO	89958	DOMESTIC	8,573,444	458,467	8,114,976	0
SHELTERPOINT LIFE INS CO	81434	FOREIGN	106,532,951	47,737,342	58,795,609	0
SHENANDOAH LIFE INS CO	68845	FOREIGN	1,077,355,210	993,630,102	83,725,108	4,735,779
SOUTHERN FARM BUREAU LIFE INS CO	68896	FOREIGN	13,926,215,441	11,388,865,126	2,537,350,315	50,017,639
SOUTHERN LIFE & HLTH INS CO	88323	FOREIGN	74,970,894	45,446,695	29,524,199	0
SOUTHLAND NATL INS CORP	79057	FOREIGN	385,428,216	348,787,610	36,640,606	21,136
STANDARD INS CO	69019	FOREIGN	21,792,138,976	20,751,767,638	1,040,371,338	273,051,761
STANDARD LIFE & ACCIDENT INS CO	86355	FOREIGN	518,825,685	231,738,397	287,087,288	10,151,141
STANDARD LIFE & CAS INS CO	71706	FOREIGN	29,559,667	25,915,115	3,644,552	556,773
STANDARD SECURITY LIFE INS CO OF NY	69078	FOREIGN	154,942,871	84,322,781	70,620,090	6,608,086
STARMOUNT LIFE INS CO	68985	FOREIGN	76,213,202	43,962,854	32,250,348	1,884,091
STATE FARM LIFE INS CO	69108	FOREIGN	70,061,341,448	59,884,071,623	10,177,269,825	269,644,142
STATE LIFE INS CO	69116	FOREIGN	6,754,114,809	6,294,297,086	459,817,723	63,648,159
STATE MUT INS CO	69132	FOREIGN	279,385,127	253,303,609	26,081,518	3,988,684
STERLING INVESTORS LIFE INS CO	89184	FOREIGN	32,015,344	22,021,034	9,994,310	760,309
STERLING LIFE INS CO	77399	FOREIGN	46,870,548	22,512,674	24,357,874	179,191
SUN LIFE & HLTH INS CO	80926	FOREIGN	485,310,973	286,810,450	198,500,523	2,363,373
SUNSET LIFE INS CO OF AMER	69272	FOREIGN	329,105,863	296,748,524	32,357,341	211,665
SURETY LIFE INS CO	69310	FOREIGN	19,738,471	756,080	18,982,391	1,563,110
SWISS RE LIFE & HLTH AMER INC	82627	FOREIGN	14,226,812,058	12,845,934,340	1,380,877,718	0
SYMETRA LIFE INS CO	68608	FOREIGN	34,289,243,454	32,206,859,500	2,082,383,954	455,395,174
SYMETRA NATL LIFE INS CO	90581	FOREIGN	17,134,704	6,474,427	10,660,277	7,809
TEACHERS INS & ANN ASSOC OF AMER	69345	FOREIGN	282,442,385,515	246,859,296,108	35,583,089,407	490,710,517
TEXAS LIFE INS CO	69396	FOREIGN	1,104,949,199	1,025,296,545	79,652,656	6,484,334
THE CINCINNATI LIFE INS CO	76236	FOREIGN	4,266,450,845	4,066,122,787	200,328,058	8,516,782
THE SAVINGS BANK MUT LIFE INS CO OF	70435	FOREIGN	3,016,369,640	2,790,751,674	225,617,966	15,517,432
THRIVENT LIFE INS CO	97721	FOREIGN	3,615,270,003	3,458,883,742	156,386,262	4,400,777
TIAA CREF LIFE INS CO	60142	FOREIGN	11,882,470,648	11,472,796,918	409,673,730	49,065,311
TIER ONE INS CO	92908	FOREIGN	25,262,844	9,286,731	15,976,113	0
TIME INS CO	69477	FOREIGN	219,768,862	128,741,413	91,027,449	64,033,808
TRANS OCEANIC LIFE INS CO	69523	FOREIGN	70,576,913	37,730,411	32,846,502	3,014
TRANS WORLD ASSUR CO	69566	FOREIGN	354,355,013	267,392,809	86,962,204	462,625
TRANSAMERICA ADVISORS LIFE INS CO	79022	FOREIGN	8,309,562,668	7,613,519,633	696,043,035	3,239,904
TRANSAMERICA FINANCIAL LIFE INS CO	70688	FOREIGN	32,318,394,920	31,226,090,494	1,092,304,426	1,112,864,286
TRANSAMERICA LIFE INS CO	86231	FOREIGN	131,790,026,865	126,555,271,127	5,234,755,738	873,297,818

SOURCE: NAIC ANNUAL STATEMENT – EXH. OF ASSETS; EXH. OF LIABILITIES, SURPLUS AND OTHER FUNDS; STATE PAGE

AUTHORIZED FLORIDA INSURER FINANCIAL ABSTRACTS, BY NAIC STATEMENT TYPE

CALENDAR YEAR 2016

PURSUANT TO SECTION 624.315(1)(a), F.S.

COMPANY	NAIC COMPANY CODE	DOMICILE	NET ADMITTED ASSETS (\$)	LIABILITIES (\$)	CAPITAL AND SURPLUS (\$)	FL DIRECT PREMIUMS WRITTEN (\$)
LIFE, ACCIDENT AND HEALTH, TOTAL FLORIDA DIRECT PREMIUMS WRITTEN: \$46,497,110,896						
TRANSAMERICA PREMIER LIFE INS CO	66281	FOREIGN	41,515,551,779	39,837,874,544	1,677,677,235	203,539,376
TRUSTMARK INS CO	61425	FOREIGN	1,460,155,869	1,165,404,624	294,751,245	61,183,465
TRUSTMARK LIFE INS CO	62863	FOREIGN	308,648,214	145,920,680	162,727,534	3,264,520
UBS LIFE INS CO USA	67423	FOREIGN	40,992,604	990,856	40,001,748	0
UNICARE LIFE & HLTH INS CO	80314	FOREIGN	305,984,845	217,920,024	88,064,821	513,084
UNIFIED LIFE INS CO	11121	FOREIGN	219,032,669	193,173,999	25,858,670	4,756,776
UNIMERICA INS CO	91529	FOREIGN	476,392,240	321,653,779	154,738,461	4,483,477
UNION FIDELITY LIFE INS CO	62596	FOREIGN	19,644,463,183	18,878,624,232	765,838,953	1,656,616
UNION LABOR LIFE INS CO	69744	FOREIGN	3,354,734,395	3,265,570,913	89,163,482	2,290,040
UNION NATL LIFE INS CO	69779	FOREIGN	19,921,853	4,283,848	15,638,004	20,708
UNION SECURITY INS CO	70408	FOREIGN	2,690,261,472	2,531,733,878	158,527,594	65,219,389
UNITED AMER INS CO	92916	FOREIGN	1,563,266,556	1,405,561,850	157,704,706	124,386,903
UNITED HERITAGE LIFE INS CO	63983	FOREIGN	559,098,146	497,137,773	61,960,373	80,274
UNITED HOME LIFE INS CO	69922	FOREIGN	88,215,778	68,140,066	20,075,712	4,689,462
UNITED INS CO OF AMER	69930	FOREIGN	3,775,972,788	3,368,558,444	407,414,345	21,886,155
UNITED LIFE INS CO	69973	FOREIGN	1,524,559,458	1,384,753,616	139,805,842	2,232,006
UNITED OF OMAHA LIFE INS CO	69868	FOREIGN	20,698,229,461	19,268,716,890	1,429,512,571	283,431,657
UNITED STATES LIFE INS CO IN THE CIT	70106	FOREIGN	28,609,893,132	26,772,924,393	1,836,968,739	48,919,897
UNITED WORLD LIFE INS CO	72850	FOREIGN	119,805,752	68,393,490	51,412,262	9,900,452
UNITEDHEALTHCARE INS CO	79413	FOREIGN	17,922,647,014	12,672,200,284	5,250,446,730	5,769,901,661
UNITEDHEALTHCARE LIFE INS CO	97179	FOREIGN	508,126,710	340,622,145	167,504,565	85,960,338
UNITY FINANCIAL LIFE INS CO	63819	FOREIGN	227,033,957	213,731,716	13,302,240	3,823,802
UNUM INS CO	67601	FOREIGN	59,484,460	14,485,711	44,998,748	158,194
UNUM LIFE INS CO OF AMER	62235	FOREIGN	21,077,758,126	19,391,241,171	1,686,516,956	225,438,852
US BR GREAT WEST LIFE ASSUR CO	80705	FOREIGN	77,029,751	54,471,419	22,558,332	704,011
US BR SUN LIFE ASSUR CO OF CANADA	80802	ALIEN	19,562,812,546	18,543,768,661	1,019,043,885	189,932,178
US BUSINESS OF CANADA LIFE ASSUR CO	80659	ALIEN	4,567,189,494	4,410,236,621	156,952,873	4,423,073
US FINANCIAL LIFE INS CO	84530	FOREIGN	599,156,037	490,359,005	108,797,032	9,111,233
USAA LIFE INS CO	69663	FOREIGN	24,028,816,764	21,666,374,222	2,362,442,542	209,675,562
USABLE LIFE	94358	FOREIGN	498,200,972	256,570,637	241,630,334	4,235,936
VANTIS LIFE INS CO	68632	FOREIGN	255,377,677	200,999,226	54,378,450	2,033,628
VARIABLE ANN LIFE INS CO	70238	FOREIGN	76,674,792,671	74,286,968,325	2,387,824,346	875,100,157
VOYA INS & ANN CO	80942	FOREIGN	60,761,895,419	58,855,681,148	1,906,214,271	126,594,900
VOYA RETIREMENT INS & ANN CO	86509	FOREIGN	93,159,736,743	91,200,413,703	1,959,323,040	678,103,157
WASHINGTON NATL INS CO	70319	FOREIGN	5,397,646,217	4,966,502,357	431,143,860	32,566,248
WEST COAST LIFE INS CO	70335	FOREIGN	5,158,402,161	4,710,023,433	448,378,727	32,295,186
WESTERN & SOUTHERN LIFE INS CO	70483	FOREIGN	10,107,674,362	5,292,144,253	4,815,530,109	9,720,941
WESTERN SOUTHERN LIFE ASSUR CO	92622	FOREIGN	12,350,056,775	11,257,218,698	1,092,838,077	26,638,532
WESTERN UNITED LIFE ASSUR CO	85189	FOREIGN	1,157,780,056	1,083,075,378	74,704,678	77,656
WILCAC LIFE INS CO	62413	FOREIGN	2,315,205,223	2,169,235,681	145,969,542	2,135,718
WILCO LIFE INS CO	65900	FOREIGN	3,197,405,331	3,040,516,358	156,888,995	13,537,173
WILLIAM PENN LIFE INS CO OF NY	66230	FOREIGN	1,169,567,176	1,025,301,842	144,265,335	9,237,971
WILTON REASSUR CO	66133	FOREIGN	2,866,569,270	2,192,395,329	674,173,941	0
WILTON REASSUR LIFE CO OF NY	60704	FOREIGN	905,141,578	808,883,750	96,257,825	3,062,735
ZALE LIFE INS CO	71323	FOREIGN	11,752,088	2,050,039	9,702,049	153,899
ZURICH AMER LIFE INS CO	90557	FOREIGN	12,330,200,424	12,205,849,470	124,350,954	28,251,922
PROPERTY AND CASUALTY, TOTAL FLORIDA DIRECT PREMIUMS WRITTEN: \$47,011,714,401						
21ST CENTURY CENTENNIAL INS CO	34789	FOREIGN	593,045,882	4,188,168	588,857,714	132,460,020
21ST CENTURY IND INS CO	43974	FOREIGN	67,946,445	428,726	67,517,719	1,967,898
21ST CENTURY INS CO	12963	FOREIGN	944,964,921	10,097,298	934,867,623	0
21ST CENTURY N AMER INS CO	32220	FOREIGN	584,934,483	21,339,696	563,594,787	10,136,142
21ST CENTURY NATL INS CO	36587	FOREIGN	24,572,152	232,001	24,340,151	0
21ST CENTURY PREFERRED INS CO	22225	FOREIGN	42,166,689	471,645	41,695,044	3,035,503
21ST CENTURY PREMIER INS CO	20796	FOREIGN	285,155,716	2,144,647	283,011,069	9,450

SOURCE: NAIC ANNUAL STATEMENT – EXH. OF ASSETS; EXH. OF LIABILITIES, SURPLUS AND OTHER FUNDS; STATE PAGE

AUTHORIZED FLORIDA INSURER FINANCIAL ABSTRACTS, BY NAIC STATEMENT TYPE

CALENDAR YEAR 2016

PURSUANT TO SECTION 624.315(1)(a), F.S.

COMPANY	NAIC COMPANY CODE	DOMICILE	NET ADMITTED ASSETS (\$)	LIABILITIES (\$)	CAPITAL AND SURPLUS (\$)	FL DIRECT PREMIUMS WRITTEN (\$)
PROPERTY AND CASUALTY, TOTAL FLORIDA DIRECT PREMIUMS WRITTEN: \$47,011,714,401						
21ST CENTURY SECURITY INS CO	23833	FOREIGN	199,667,796	2,107,344	197,560,452	0
ACA FIN GUAR CORP	22896	FOREIGN	309,357,530	267,250,796	42,106,734	0
ACADEMIC MEDICAL PROFESSIONALS INS E	12934	FOREIGN	4,498,735	1,433,169	3,065,566	50,303
ACCEPTANCE IND INS CO	20010	FOREIGN	297,366,846	157,533,927	139,832,919	3,353,014
ACCESS INS CO	11711	FOREIGN	181,261,951	147,944,987	33,316,964	0
ACCIDENT FUND GEN INS CO	12304	FOREIGN	272,125,115	202,248,702	69,876,413	1,965,521
ACCIDENT FUND INS CO OF AMER	10166	FOREIGN	3,114,132,876	2,216,761,874	897,371,002	4,627,922
ACCIDENT FUND NATL INS CO	12305	FOREIGN	283,481,379	202,644,372	80,837,007	2,144,142
ACCIDENT INS CO INC	11573	FOREIGN	100,317,175	87,265,088	13,052,086	3,521,845
ACCREDITED SURETY & CAS CO INC	26379	DOMESTIC	46,001,527	22,930,883	23,070,644	903,163
ACE AMER INS CO	22667	FOREIGN	13,035,791,582	10,223,425,255	2,812,366,327	278,778,742
ACE FIRE UNDERWRITERS INS CO	20702	FOREIGN	114,294,201	37,415,473	76,878,728	985,696
ACE INS CO OF THE MIDWEST	26417	FOREIGN	99,244,479	32,659,443	66,585,036	96,702,455
ACE PROP & CAS INS CO	20699	FOREIGN	8,192,211,568	6,034,628,945	2,157,582,623	47,016,560
ACIG INS CO	19984	FOREIGN	460,352,638	326,611,908	133,740,727	1,766,573
ACSTAR INS CO	22950	FOREIGN	58,543,280	31,422,233	27,121,047	114,419
ADDISON INS CO	10324	FOREIGN	118,202,980	71,171,292	47,031,688	9,811,644
ADM INS CO	33987	FOREIGN	638,060,879	614,186,965	23,873,914	0
ADMIRAL IND CO	44318	FOREIGN	57,708,133	16,035,142	41,672,991	0
ADMIRAL INS CO	24856	FOREIGN	737,311,304	85,241,287	652,070,017	32,199,652
ADRIATIC INS CO	39381	FOREIGN	88,172,154	18,599,380	69,572,774	3,046,842
ADVANCED PROVIDERS INS RRG INC	12166	FOREIGN	1,478,868	76,632	1,402,236	0
ADVANTAGE WORKERS COMP INS CO	40517	FOREIGN	491,477,936	280,870,553	210,607,383	370,350
AEGIS SECURITY INS CO	33898	FOREIGN	127,437,630	71,897,565	55,540,065	2,446,274
AETNA INS CO OF CT	36153	FOREIGN	16,103,951	458,083	15,645,868	0
AFFILIATED FM INS CO	10014	FOREIGN	2,992,883,000	1,374,231,235	1,618,651,765	22,745,890
AFFILIATES INS RECIP A RRG	13677	FOREIGN	6,839,353	1,599,878	5,239,475	32,452
AGCS MARINE INS CO	22837	FOREIGN	326,584,046	138,407,206	188,176,840	36,615,887
AGENCY INS CO OF MD INC	35173	FOREIGN	145,302,440	105,160,747	40,141,693	6,115,795
AGENT ALLIANCE INS CO	10389	FOREIGN	58,373,074	8,406,669	49,966,405	159,093
AGRI GEN INS CO	42757	FOREIGN	120,543,907	9,065,750	111,478,157	11,430,426
AGRINATIONAL INS CO	10541	FOREIGN	1,034,554,634	771,508,821	263,045,810	0
AIG ASSUR CO	40258	FOREIGN	34,446,201	1,315,191	33,131,010	321,147
AIG PROP CAS CO	19402	FOREIGN	4,179,989,808	3,228,296,720	951,693,088	253,717,756
AIG SPECIALTY INS CO	26883	FOREIGN	106,306,227	59,468,191	46,838,036	36,987,272
AIU INS CO	19399	FOREIGN	72,144,724	6,248,475	65,896,249	339,824
AIX SPECIALTY INS CO	12833	FOREIGN	54,228,963	6,532,679	47,696,284	11,779,110
ALAMANCE INS CO	10957	FOREIGN	475,029,484	103,433,888	371,595,596	0
ALASKA NATL INS CO	38733	FOREIGN	951,411,306	513,407,916	438,003,390	284,148
ALEA NORTH AMERICA INS CO	24899	FOREIGN	101,202,856	19,535,983	81,666,873	0
ALFA MUT INS CO	19135	FOREIGN	1,251,217,413	799,400,830	451,816,583	0
ALLEGHENY CAS CO	13285	FOREIGN	34,944,159	12,100,181	22,843,978	1,099,332
ALLEGHANT INS CO INC A RRG	11965	FOREIGN	25,967,701	16,389,691	9,578,010	758,018
ALLIANCE OF NONPROFITS FOR INS RRG	10023	FOREIGN	99,198,518	64,034,304	35,164,213	3,708,281
ALLIANZ GLOBAL RISKS US INS CO	35300	FOREIGN	8,002,547,196	6,070,698,710	1,931,848,486	18,144,050
ALLIANZ UNDERWRITERS INS CO	36420	FOREIGN	93,739,626	23,024,634	70,714,992	3,277,929
ALLIED EASTERN IND CO	11242	FOREIGN	77,337,918	60,458,819	16,879,099	125,730
ALLIED INS CO OF AMER	10127	FOREIGN	50,114,062	35,940,195	14,173,867	22,949,029
ALLIED PROFESSIONALS INS CO RRG	11710	FOREIGN	48,261,462	28,439,466	19,821,996	1,426,236
ALLIED PROP & CAS INS CO	42579	FOREIGN	390,671,077	331,687,059	58,984,018	76,095,744
ALLIED WORLD ASSUR CO US INC	19489	FOREIGN	337,442,688	196,661,829	140,780,862	30,692,151
ALLIED WORLD INS CO	22730	FOREIGN	1,713,438,807	682,767,904	1,030,670,903	8,052,776
ALLIED WORLD NATL ASSUR CO	10690	FOREIGN	306,193,787	150,719,352	155,474,434	18,047,152

SOURCE: NAIC ANNUAL STATEMENT – EXH. OF ASSETS; EXH. OF LIABILITIES, SURPLUS AND OTHER FUNDS; STATE PAGE

AUTHORIZED FLORIDA INSURER FINANCIAL ABSTRACTS, BY NAIC STATEMENT TYPE

CALENDAR YEAR 2016

PURSUANT TO SECTION 624.315(1)(a), F.S.

COMPANY	NAIC COMPANY CODE	DOMICILE	NET ADMITTED ASSETS (\$)	LIABILITIES (\$)	CAPITAL AND SURPLUS (\$)	FL DIRECT PREMIUMS WRITTEN (\$)
PROPERTY AND CASUALTY, TOTAL FLORIDA DIRECT PREMIUMS WRITTEN: \$47,011,714,401						
ALLIED WORLD SPECIALTY INS CO	16624	FOREIGN	795,181,092	382,075,989	413,105,102	4,754,353
ALLIED WORLD SURPLUS LINES INS CO	24319	FOREIGN	265,485,962	168,305,254	97,180,707	21,664,560
ALLMERICA FIN ALLIANCE INS CO	10212	FOREIGN	20,254,414	29,699	20,224,715	0
ALLMERICA FIN BENEFIT INS CO	41840	FOREIGN	40,536,835	33,092	40,503,743	3,608,158
ALLSTATE FIRE & CAS INS CO	29688	FOREIGN	261,958,503	3,253,436	258,705,067	988,550,508
ALLSTATE IND CO	19240	FOREIGN	121,677,726	10,877,786	110,799,940	118,582,887
ALLSTATE INS CO	19232	FOREIGN	45,624,230,940	30,064,283,316	15,559,947,624	517,053,288
ALLSTATE NORTHBROOK IND CO	36455	FOREIGN	58,155,190	343,907	57,811,283	0
ALLSTATE PROP & CAS INS CO	17230	FOREIGN	250,646,632	14,170,517	236,476,115	204,308,731
ALLSTATE VEHICLE & PROP INS CO	37907	FOREIGN	59,379,662	4,775,770	54,603,892	0
ALPHA PROP & CAS INS CO	38156	FOREIGN	29,899,532	16,477,374	13,422,158	8,759,209
ALTERRA AMER INS CO	21296	FOREIGN	421,790,999	228,813,313	192,977,686	11,781,204
AMALGAMATED CAS INS CO	13293	FOREIGN	56,744,363	13,922,892	42,821,470	1,232,031
AMBAC ASSUR CORP	18708	FOREIGN	5,450,295,797	4,473,818,601	976,477,196	259,079
AMCO INS CO	19100	FOREIGN	951,707,161	750,378,961	201,328,200	1,837
AMERICAN AGRI BUSINESS INS CO	12548	FOREIGN	675,831,664	645,605,374	30,226,290	16,360,821
AMERICAN AGRICULTURAL INS CO	10103	FOREIGN	1,249,233,575	673,317,543	575,916,032	0
AMERICAN ALT INS CORP	19720	FOREIGN	535,314,682	336,893,341	198,421,341	43,384,365
AMERICAN ASSOC OF OTHODONTISTS RRG	10232	FOREIGN	46,341,394	31,814,577	14,526,817	633,409
AMERICAN AUTOMOBILE INS CO	21849	FOREIGN	134,486,508	58,584,810	75,901,698	15,771,045
AMERICAN BANKERS INS CO OF FL	10111	DOMESTIC	1,986,257,225	1,457,728,206	528,529,019	1,701,339,038
AMERICAN BUILDERS INS CO	11240	FOREIGN	132,524,357	91,823,759	40,700,598	27,785,431
AMERICAN CAPITAL ASSUR CORP	12601	DOMESTIC	115,509,333	50,043,912	65,465,421	71,190,994
AMERICAN CAS CO OF READING PA	20427	FOREIGN	139,574,400	71,531	139,502,868	31,441,244
AMERICAN COASTAL INS CO	12968	DOMESTIC	320,792,870	143,975,216	176,817,655	250,212,939
AMERICAN COMMERCE INS CO	19941	FOREIGN	336,139,140	227,877,822	108,261,319	1,328,509
AMERICAN COMPENSATION INS CO	45934	FOREIGN	71,475,451	17,909,384	53,566,067	3,152,299
AMERICAN CONTRACTORS IND CO	10216	FOREIGN	302,094,195	184,994,969	117,099,226	1,824,089
AMERICAN CONTRACTORS INS CO RRG	12300	FOREIGN	24,285,423	14,555,405	9,730,018	2,059,124
AMERICAN ECONOMY INS CO	19690	FOREIGN	69,540,410	2,166,180	67,374,231	18,869,414
AMERICAN EMPIRE INS CO	37990	FOREIGN	50,562,074	30,812,253	19,749,821	0
AMERICAN EMPIRE SURPLUS LINES INS CO	35351	FOREIGN	417,846,191	274,452,624	143,393,566	6,636,305
AMERICAN EQUITY INS CO	43117	FOREIGN	100,658,414	259,074	100,399,340	0
AMERICAN EQUITY SPECIALTY INS CO	10819	FOREIGN	77,641,484	49,167,879	28,473,604	0
AMERICAN EXCESS INS EXCH RRG	10903	FOREIGN	313,796,899	143,203,338	170,593,561	0
AMERICAN FAMILY HOME INS CO	23450	DOMESTIC	404,651,785	218,031,598	186,620,187	3,044,400
AMERICAN FAMILY MUT INS CO SI	19275	FOREIGN	16,193,740,217	9,326,765,768	6,866,974,449	0
AMERICAN FIRE & CAS CO	24066	FOREIGN	42,352,840	2,277,568	40,075,271	3,852,213
AMERICAN GUAR & LIAB INS	26247	FOREIGN	253,582,968	74,798,499	178,784,470	90,386,420
AMERICAN HALLMARK INS CO OF TX	43494	FOREIGN	417,721,324	278,538,927	139,182,397	166,495
AMERICAN HLTHCARE IND CO	39152	FOREIGN	21,559,090	212,175	21,346,915	0
AMERICAN HOME ASSUR CO	19380	FOREIGN	29,684,870,445	23,237,278,874	6,447,591,571	77,673,111
AMERICAN INDEPENDENT INS CO	17957	FOREIGN	114,386,072	104,502,722	9,883,350	0
AMERICAN INS CO	21857	FOREIGN	141,762,716	77,801,918	63,960,798	7,102,031
AMERICAN INTEGRITY INS CO OF FL	12841	DOMESTIC	221,401,064	148,541,258	72,859,806	262,360,433
AMERICAN INTERSTATE INS CO	31895	FOREIGN	1,225,519,934	831,503,968	394,015,966	32,286,238
AMERICAN MERCURY INS CO	16810	FOREIGN	362,692,663	200,980,067	161,712,596	203,587
AMERICAN MILLENNIUM INS CO	26140	FOREIGN	30,856,025	22,580,737	8,275,288	0
AMERICAN MINING INS CO	15911	FOREIGN	36,934,749	10,848,905	26,085,844	0
AMERICAN MODERN HOME INS CO	23469	FOREIGN	1,115,147,397	708,252,565	406,894,832	11,847,258
AMERICAN MODERN INS CO OF FL	12314	DOMESTIC	39,192,787	28,828,862	10,363,925	14,576,269
AMERICAN MODERN SELECT INS CO	38652	FOREIGN	325,272,887	267,790,700	57,482,186	4,860
AMERICAN MODERN SURPLUS LINES INS CO	12489	FOREIGN	67,903,770	37,833,398	30,070,373	143,014

SOURCE: NAIC ANNUAL STATEMENT – EXH. OF ASSETS; EXH. OF LIABILITIES, SURPLUS AND OTHER FUNDS; STATE PAGE

AUTHORIZED FLORIDA INSURER FINANCIAL ABSTRACTS, BY NAIC STATEMENT TYPE

CALENDAR YEAR 2016

PURSUANT TO SECTION 624.315(1)(a), F.S.

COMPANY	NAIC COMPANY CODE	DOMICILE	NET ADMITTED ASSETS (\$)	LIABILITIES (\$)	CAPITAL AND SURPLUS (\$)	FL DIRECT PREMIUMS WRITTEN (\$)
PROPERTY AND CASUALTY, TOTAL FLORIDA DIRECT PREMIUMS WRITTEN: \$47,011,714,401						
AMERICAN NATL GEN INS CO	39942	FOREIGN	103,160,491	35,895,802	67,264,689	0
AMERICAN NATL LLOYDS INS CO	10043	FOREIGN	86,047,285	18,189,071	67,858,214	119,777
AMERICAN NATL PROP & CAS CO	28401	FOREIGN	1,320,141,989	693,156,536	626,985,453	9,228,522
AMERICAN PET INS CO	12190	FOREIGN	55,169,163	24,718,629	30,450,534	11,486,419
AMERICAN PLATINUM PROP & CAS INS CO	13563	DOMESTIC	21,923,186	4,643,114	17,280,072	6,651,776
AMERICAN PROP INS CO	21806	FOREIGN	21,729,965	14,250,064	7,479,901	809,092
AMERICAN RELIABLE INS CO	19615	FOREIGN	236,996,118	145,361,584	91,634,534	9,728,553
AMERICAN ROAD INS CO	19631	FOREIGN	658,824,105	410,908,445	247,915,660	15,115,610
AMERICAN SAFETY INS CO	33103	FOREIGN	17,478,551	580,886	16,897,665	2,215,316
AMERICAN SAFETY RRG INC	25448	FOREIGN	7,978,653	2,365,967	5,612,687	10,440
AMERICAN SECURITY INS CO	42978	FOREIGN	1,552,539,216	997,337,225	555,201,991	269,073,095
AMERICAN SENTINEL INS CO	17965	FOREIGN	36,280,215	19,330,748	16,949,467	0
AMERICAN SERV INS CO INC	42897	FOREIGN	152,776,879	102,300,830	50,476,049	0
AMERICAN SOUTHERN HOME INS CO	41998	DOMESTIC	171,431,164	123,952,115	47,479,049	20,304,580
AMERICAN SOUTHERN INS CO	10235	FOREIGN	110,919,738	69,430,872	41,488,866	9,921,519
AMERICAN STATES INS CO	19704	FOREIGN	139,686,891	7,294,070	132,392,820	31,915,286
AMERICAN STRATEGIC INS CORP	10872	DOMESTIC	1,079,987,187	590,627,933	489,359,254	142,241,798
AMERICAN SUMMIT INS CO	19623	FOREIGN	48,747,253	18,285,006	30,462,247	0
AMERICAN SURETY CO	31380	FOREIGN	14,605,750	3,664,496	10,941,254	995,632
AMERICAN TRADITIONS INS CO	12359	DOMESTIC	50,974,637	30,960,529	20,014,108	51,579,035
AMERICAN WESTERN HOME INS CO	35912	FOREIGN	156,774,490	83,367,682	73,406,808	1,168,834
AMERICAN ZURICH INS CO	40142	FOREIGN	315,945,797	85,211,038	230,734,759	129,001,307
AMERIGUARD RRG INC	12171	FOREIGN	15,198,923	6,829,830	8,369,093	816,340
AMERISURE INS CO	19488	FOREIGN	836,429,639	590,604,053	245,825,586	136,521,791
AMERISURE MUT INS CO	23396	FOREIGN	2,231,781,160	1,293,834,461	937,946,699	85,818,303
AMERISURE PARTNERS INS CO	11050	FOREIGN	84,793,896	60,306,090	24,487,806	9,078,396
AMERITRUST INS CORP	10665	FOREIGN	41,193,709	11,061,845	30,131,865	2,478,957
AMEX ASSUR CO	27928	FOREIGN	227,781,855	46,375,066	181,406,789	18,579,300
AMGUARD INS CO	42390	FOREIGN	600,335,289	459,442,205	140,893,084	12,555,368
AMICA MUT INS CO	19976	FOREIGN	5,120,643,548	2,536,969,367	2,583,674,181	152,161,897
ANCHOR GEN INS CO	40010	FOREIGN	104,299,727	82,093,201	22,206,526	0
ANCHOR PROP & CAS INS CO	15617	DOMESTIC	72,399,289	49,203,429	23,195,860	57,514,707
APPALACHIAN INS CO	10316	FOREIGN	322,533,473	105,125,667	217,407,806	4,733,316
APPLIED MEDICO LEGAL SOLUTIONS RRG	11598	FOREIGN	151,969,317	112,563,625	39,405,692	4,848,076
ARAG INS CO	34738	FOREIGN	76,086,487	18,958,041	57,128,446	6,878,346
ARCH EXCESS & SURPLUS INS CO	10946	FOREIGN	68,268,620	1,274,896	66,993,724	0
ARCH IND INS CO	30830	FOREIGN	81,054,076	51,937,733	29,116,343	0
ARCH INS CO	11150	FOREIGN	3,729,306,618	2,840,704,123	888,602,495	75,842,868
ARCH MORTGAGE GUAR CO	18732	FOREIGN	51,292,182	1,714,873	49,577,309	10,857
ARCH MORTGAGE INS CO	40266	FOREIGN	547,478,669	391,972,047	155,506,622	8,135,555
ARCH REINS CO	10348	FOREIGN	2,040,379,886	756,272,030	1,284,107,856	0
ARCH SPECIALTY INS CO	21199	FOREIGN	481,027,766	179,154,220	301,873,546	100,677,426
ARCOA RRG INC	13177	FOREIGN	15,865,889	9,068,213	6,797,676	4,241,815
ARGONAUT GREAT CENTRAL INS CO	19860	FOREIGN	37,807,457	12,107,857	25,699,600	0
ARGONAUT INS CO	19801	FOREIGN	1,675,030,580	875,359,859	799,670,721	13,670,290
ARGONAUT MIDWEST INS CO	19828	FOREIGN	21,689,280	4,184,630	17,504,650	585,648
ARISE BOILER INSPECTION & INS CO RRG	13580	FOREIGN	4,081,306	832,267	3,249,039	6,498
ARMED FORCES INS EXCH	41459	FOREIGN	139,924,052	73,292,351	66,631,701	8,291,124
ARROWOOD IND CO	24678	FOREIGN	1,322,412,445	1,103,117,791	219,294,654	178
ARROWOOD SURPLUS LINES INS CO	41807	FOREIGN	87,510,559	5,701,043	81,809,516	0
ARTISAN & TRUCKERS CAS CO	10194	FOREIGN	324,222,591	261,561,181	62,661,410	10,842,497
ASCENDANT COMMERCIAL INS INC	13683	DOMESTIC	54,164,752	43,537,984	10,626,768	62,744,581
ASHMERE INS CO	40398	DOMESTIC	9,352,103	201,158	9,150,945	35,892

SOURCE: NAIC ANNUAL STATEMENT – EXH. OF ASSETS; EXH. OF LIABILITIES, SURPLUS AND OTHER FUNDS; STATE PAGE

AUTHORIZED FLORIDA INSURER FINANCIAL ABSTRACTS, BY NAIC STATEMENT TYPE

CALENDAR YEAR 2016

PURSUANT TO SECTION 624.315(1)(a), F.S.

COMPANY	NAIC COMPANY CODE	DOMICILE	NET ADMITTED ASSETS (\$)	LIABILITIES (\$)	CAPITAL AND SURPLUS (\$)	FL DIRECT PREMIUMS WRITTEN (\$)
PROPERTY AND CASUALTY, TOTAL FLORIDA DIRECT PREMIUMS WRITTEN: \$47,011,714,401						
ASI ASSUR CORP	12196	DOMESTIC	135,230,300	85,594,241	49,636,059	67,372,149
ASI HOME INS CORP	11072	DOMESTIC	18,825,614	1,914,503	16,911,111	2,587,724
ASI PREFERRED INS CORP	13142	DOMESTIC	102,395,837	59,333,969	43,061,868	145,534,211
ASPEN AMER INS CO	43460	FOREIGN	881,080,732	426,590,029	454,490,703	9,047,834
ASPEN SPECIALTY INS CO	10717	FOREIGN	373,612,219	229,824,167	143,788,052	78,570,665
ASSOC OF CERT MORTG ORIGINATORS RRG	14425	FOREIGN	2,705,702	1,604,218	1,101,484	0
ASSOCIATED IND CORP	21865	FOREIGN	111,861,842	23,280,148	88,581,694	2,786,042
ASSOCIATED INDUSTRIES INS CO INC	23140	DOMESTIC	379,128,545	259,800,727	119,327,819	155,314,000
ASSURANCEAMERICA INS CO	11558	FOREIGN	55,030,383	41,809,297	13,221,086	26,020,692
ASSURED GUAR CORP	30180	FOREIGN	3,271,971,296	1,376,393,939	1,895,577,357	0
ASSURED GUAR MUNICIPAL CORP	18287	FOREIGN	5,333,521,963	3,012,517,065	2,321,004,898	3,191,210
ATAIN INS CO	29033	FOREIGN	82,937,356	33,442,298	49,495,058	29,739
ATAIN SPECIALTY INS CO	17159	FOREIGN	364,164,854	189,747,490	174,417,364	4,059,727
ATLANTA INTL INS CO	20931	FOREIGN	42,237,644	19,922,405	22,315,239	0
ATLANTIC CAS INS CO	42846	FOREIGN	263,648,721	164,166,901	99,481,820	5,112,807
ATLANTIC SPECIALTY INS CO	27154	FOREIGN	2,232,654,787	1,607,807,119	624,847,668	41,014,488
ATRADIUS TRADE CREDIT INS CO	25422	FOREIGN	112,385,102	49,142,684	63,242,418	2,015,402
ATTORNEYS LIAB ASSUR SOCIETY INC RRG	10639	FOREIGN	1,933,513,422	1,329,001,997	604,511,425	15,044,752
ATTPRO RRG RECIP RRG	13795	FOREIGN	3,021,030	1,946,801	1,074,229	1,629,618
AUSTIN MUT INS CO	13412	FOREIGN	57,617,184	11,732,016	45,885,168	0
AUTO CLUB INS ASSOC	21202	FOREIGN	4,074,567,662	2,265,171,452	1,809,396,210	0
AUTO CLUB INS CO OF FL	12813	DOMESTIC	373,208,720	199,919,566	173,289,154	214,775,858
AUTO CLUB S INS CO	41041	DOMESTIC	123,074,689	66,934,670	56,140,019	75,505,964
AUTO OWNERS INS CO	18988	FOREIGN	14,313,470,644	4,623,394,187	9,690,076,457	132,654,630
AUTOMOBILE INS CO OF HARTFORD CT	19062	FOREIGN	1,006,619,163	690,215,970	316,403,193	29,028
AVATAR PROP & CAS INS CO	13139	DOMESTIC	49,605,350	25,221,004	24,384,346	32,514,068
AVEMCO INS CO	10367	FOREIGN	80,255,943	27,630,301	52,625,642	1,220,843
AVENTUS INS CO	22390	FOREIGN	35,557,825	16,701,841	18,855,984	0
AVIATION ALLIANCE INS RRG INC	13791	FOREIGN	3,227,538	2,210,448	1,017,090	454,355
AXA ART INS CORP	29530	FOREIGN	14,820,552	5,124,477	9,696,075	0
AXA INS CO	33022	FOREIGN	226,000,759	97,734,998	128,265,761	6,514,179
AXIS INS CO	37273	FOREIGN	1,505,391,751	930,866,710	574,525,041	32,057,244
AXIS REINS CO	20370	FOREIGN	3,003,194,977	2,106,947,664	896,247,313	285,608
AXIS SPECIALTY INS CO	15610	FOREIGN	65,233,973	13,522,488	51,711,485	0
AXIS SURPLUS INS CO	26620	FOREIGN	434,745,842	258,145,992	176,599,850	51,730,482
BALBOA INS CO	24813	FOREIGN	87,652,784	9,821,501	77,831,283	-52,661
BANKERS INS CO	33162	DOMESTIC	149,478,987	65,308,700	84,170,286	2,979,064
BANKERS SPECIALTY INS CO	13041	FOREIGN	59,094,047	10,832,252	48,261,795	1,644,545
BANKERS STANDARD INS CO	18279	FOREIGN	636,326,525	470,188,843	166,137,682	957,274
BAR VERMONT RRG INC	10174	FOREIGN	27,978,670	10,042,315	17,936,355	421,870
BAY INS RRG INC	15582	FOREIGN	801,699	196,833	604,866	0
BCS INS CO	38245	FOREIGN	269,416,276	114,263,113	155,153,163	7,416,300
BEAZLEY INS CO INC	37540	FOREIGN	300,199,260	178,126,837	122,072,423	6,655,155
BEDIVERE INS CO	21970	FOREIGN	259,254,977	152,651,848	106,603,129	0
BENCHMARK INS CO	41394	FOREIGN	275,883,887	187,700,662	88,183,225	1,989,022
BERKLEY ASSUR CO	39462	FOREIGN	71,883,420	18,133,768	53,749,652	14,293,885
BERKLEY INS CO	32603	FOREIGN	17,940,465,401	12,447,421,669	5,493,043,732	17,966,449
BERKLEY NATL INS CO	38911	FOREIGN	127,177,997	76,206,006	50,971,990	4,312,254
BERKLEY REGIONAL INS CO	29580	FOREIGN	748,237,221	41,314,928	706,922,293	1,481,561
BERKLEY REGIONAL SPECIALTY INS CO	31295	FOREIGN	62,075,955	5,840,100	56,235,855	337,443
BERKSHIRE HATHAWAY ASSUR CORP	13070	FOREIGN	2,351,354,658	557,593,300	1,793,761,358	0
BERKSHIRE HATHAWAY DIRECT INS CO	10391	FOREIGN	132,894,791	15,180,821	117,713,968	167,802
BERKSHIRE HATHAWAY HOMESTATE INS CO	20044	FOREIGN	2,467,209,462	1,209,736,720	1,257,472,742	6,031,939

SOURCE: NAIC ANNUAL STATEMENT – EXH. OF ASSETS; EXH. OF LIABILITIES, SURPLUS AND OTHER FUNDS; STATE PAGE

AUTHORIZED FLORIDA INSURER FINANCIAL ABSTRACTS, BY NAIC STATEMENT TYPE

CALENDAR YEAR 2016

PURSUANT TO SECTION 624.315(1)(a), F.S.

COMPANY	NAIC COMPANY CODE	DOMICILE	NET ADMITTED ASSETS (\$)	LIABILITIES (\$)	CAPITAL AND SURPLUS (\$)	FL DIRECT PREMIUMS WRITTEN (\$)
PROPERTY AND CASUALTY, TOTAL FLORIDA DIRECT PREMIUMS WRITTEN: \$47,011,714,401						
BERKSHIRE HATHAWAY SPECIALTY INS CO	22276	FOREIGN	4,086,473,140	749,333,659	3,337,139,481	10,051,390
BITCO GEN INS CORP	20095	FOREIGN	851,809,433	556,238,471	295,570,962	13,628,509
BITCO NATL INS CO	20109	FOREIGN	501,302,737	355,928,851	145,373,886	6,776,121
BLUE HILL SPECIALTY INS CO INC	15643	FOREIGN	15,467,134	88,543	15,378,591	0
BLUESHORE INS CO	22250	FOREIGN	73,707,949	56,536,673	17,171,276	0
BOND SAFEGUARD INS CO	27081	FOREIGN	88,533,143	47,867,592	40,665,551	610,787
BOSTON IND CO INC	30279	FOREIGN	7,394,402	2,262,764	5,131,638	108,428
BRIDGEFIELD CAS INS CO	10335	DOMESTIC	55,355,028	9,522,808	45,832,220	43,524,924
BRIDGEFIELD EMPLOYERS INS CO	10701	DOMESTIC	122,627,020	9,164,158	113,462,862	256,099,724
BRIERFIELD INS CO	10993	FOREIGN	13,216,250	4,301,086	8,915,164	11,342,660
BRISTOL W INS CO	19658	FOREIGN	130,272,187	83,725,712	46,546,475	1,622,873
BROTHERHOOD MUT INS CO	13528	FOREIGN	600,708,650	355,993,466	244,715,184	288,650
BUILD AMER MUT ASSUR CO	14380	FOREIGN	496,685,983	65,204,037	431,481,946	796,053
BUILDERS INS	10704	FOREIGN	579,329,534	324,379,639	254,949,895	0
BUILDERS MUT INS CO	10844	FOREIGN	779,790,484	469,758,054	310,032,430	8,207,118
BURLINGTON INS CO	23620	FOREIGN	360,671,289	181,274,114	179,397,175	16,511,039
BUSINESSFIRST INS CO	11697	DOMESTIC	37,280,783	20,735,332	16,545,451	26,795,178
C A R RRG INC	15921	FOREIGN	1,289,443	253,374	1,036,069	9,928
CALIFORNIA CAS IND EXCH	20117	FOREIGN	582,839,711	309,811,799	273,027,912	0
CALIFORNIA CAS INS CO	20125	FOREIGN	102,517,327	34,679,276	67,838,050	7,663,709
CAMICO MUT INS CO	36340	FOREIGN	90,925,277	50,743,545	40,181,732	1,154,720
CAMPMED CAS & IND CO INC	12260	FOREIGN	20,861,438	20,415	20,841,023	364,229
CANAL IND CO	27790	FOREIGN	47,006,087	2,926,415	44,079,672	0
CANAL INS CO	10464	FOREIGN	818,978,644	379,277,426	439,701,218	24,046,673
CANOPIUS US INS	12961	FOREIGN	203,792,124	88,963,141	114,828,983	6,746,226
CAPACITY INS CO	32930	DOMESTIC	21,836,452	11,806,549	10,029,903	15,166,241
CAPITOL IND CORP	10472	FOREIGN	520,005,597	285,765,169	234,240,428	987,631
CAPITOL PREFERRED INS CO	10908	DOMESTIC	58,238,709	31,234,024	27,004,685	54,249,020
CAPITOL SPECIALTY INS CORP	10328	FOREIGN	131,940,168	76,497,795	55,442,373	21,719,271
CARE RRG INC	11825	FOREIGN	19,357,090	14,673,528	4,683,562	1,068,533
CARING COMMUNITIES RECIP RRG	12373	FOREIGN	79,390,003	28,447,207	50,942,796	1,362,248
CAROLINA CAS INS CO	10510	FOREIGN	171,346,997	70,049,601	101,297,396	5,288,334
CASTLE KEY IND CO	10835	FOREIGN	13,683,768	2,571,451	11,112,317	70,232,833
CASTLE KEY INS CO	30511	FOREIGN	370,460,752	156,097,201	214,363,551	103,538,652
CATERPILLAR INS CO	11255	FOREIGN	687,246,446	371,047,350	316,199,096	12,730,458
CATLIN IND CO	24503	FOREIGN	133,338,778	64,726,423	68,612,355	1,151,952
CATLIN INS CO	19518	FOREIGN	230,503,293	173,840,791	56,662,502	8,860,671
CATLIN SPECIALTY INS CO	15989	FOREIGN	743,994,023	509,749,428	234,244,595	17,810,162
CENSTAT CAS CO	11499	FOREIGN	24,518,165	7,017,512	17,500,654	0
CENTAURI SPECIALTY INS CO	12573	DOMESTIC	128,737,684	90,997,416	37,740,268	18,589,520
CENTENNIAL CAS CO	34568	FOREIGN	115,137,270	43,752,313	71,384,957	281,210
CENTRAL STATES IND CO OF OMAHA	34274	FOREIGN	447,853,650	69,843,912	378,009,738	762,829
CENTRE INS CO	34649	FOREIGN	58,415,510	37,925,968	20,489,543	0
CENTURION CAS CO	42765	FOREIGN	34,421,173	459,726	33,961,447	0
CENTURION MEDICAL LIAB PROTECT RRG	11976	FOREIGN	20,793,113	8,321,305	12,471,808	1,902,981
CENTURY NATL INS CO	26905	FOREIGN	513,705,806	265,676,435	248,029,371	28,160,567
CENTURY SURETY CO	36951	FOREIGN	235,461,824	54,826,610	180,635,214	358,311
CHARTER OAK FIRE INS CO	25615	FOREIGN	918,008,622	675,118,463	242,890,159	83,094,557
CHEROKEE GUAR CO INC A RRG	14388	FOREIGN	15,874,080	12,390,133	3,483,947	145,072
CHEROKEE INS CO	10642	FOREIGN	498,493,820	317,758,174	180,735,646	616,709
CHICAGO INS CO	22810	FOREIGN	80,880,428	15,277,349	65,603,079	-14,924
CHUBB CUSTOM INS CO	38989	FOREIGN	372,881,351	157,925,272	214,956,079	31,424,907
CHUBB IND INS CO	12777	FOREIGN	378,127,379	214,459,765	163,667,614	10,386,886

SOURCE: NAIC ANNUAL STATEMENT – EXH. OF ASSETS; EXH. OF LIABILITIES, SURPLUS AND OTHER FUNDS; STATE PAGE

AUTHORIZED FLORIDA INSURER FINANCIAL ABSTRACTS, BY NAIC STATEMENT TYPE

CALENDAR YEAR 2016

PURSUANT TO SECTION 624.315(1)(a), F.S.

COMPANY	NAIC COMPANY CODE	DOMICILE	NET ADMITTED ASSETS (\$)	LIABILITIES (\$)	CAPITAL AND SURPLUS (\$)	FL DIRECT PREMIUMS WRITTEN (\$)
PROPERTY AND CASUALTY, TOTAL FLORIDA DIRECT PREMIUMS WRITTEN: \$47,011,714,401						
CHUBB NATL INS CO	10052	FOREIGN	343,508,732	180,580,055	162,928,677	164,945
CHURCH INS CO	10669	FOREIGN	24,196,713	8,221,460	15,975,253	0
CHURCH MUT INS CO	18767	FOREIGN	1,625,578,887	961,815,465	663,763,422	14,779,079
CIM INS CORP	22004	FOREIGN	17,744,953	442,661	17,302,292	-340,658
CIRCLE STAR INS CO RRG	11839	FOREIGN	3,010,621	1,131,631	1,878,990	0
CITIZENS PROP INS CORP	10064	DOMESTIC	12,268,817,439	4,867,015,124	7,401,802,315	973,840,305
CITY NATL INS CO	41335	FOREIGN	11,436,789	126,504	11,310,285	0
CLAIM PROFESSIONALS LIAB INS CO RRG	12172	FOREIGN	4,165,031	1,614,157	2,550,874	291,192
CLARENDON NATL INS CO	20532	FOREIGN	704,024,935	537,577,455	166,447,480	0
CLEAR BLUE INS CO	28860	FOREIGN	29,991,232	2,264,766	27,726,466	667,639
CLEAR BLUE SPECIALTY INS CO	37745	FOREIGN	64,454,056	763,020	63,691,036	688,195
CM VANTAGE SPECIALTY INS CO	15872	FOREIGN	55,007,911	2,513,458	52,494,453	37,931
COAST NATL INS CO	25089	FOREIGN	583,311,936	156,269,594	427,042,342	0
COFACE N AMER INS CO	31887	FOREIGN	162,761,749	116,651,991	46,109,758	6,780,799
COLISEUM REINS CO	36552	FOREIGN	261,810,846	102,412,225	159,398,621	0
COLLEGE RRG INC	13613	FOREIGN	27,664,556	17,840,500	9,824,056	100,382
COLONIAL AMER CAS & SURETY CO	34347	FOREIGN	25,220,474	2,374,820	22,845,654	351,207
COLONIAL SURETY CO	10758	FOREIGN	57,829,662	21,671,643	36,158,019	777,033
COLONY INS CO	39993	FOREIGN	1,494,738,799	1,125,794,255	368,944,544	58,582,900
COLONY SPECIALTY INS CO	36927	FOREIGN	62,205,718	41,335,559	20,870,159	1,326,955
COLORADO CAS INS CO	41785	FOREIGN	24,602,347	3,730	24,598,616	0
COLUMBIA CAS CO	31127	FOREIGN	238,827,226	332,709	238,494,518	41,967,339
COLUMBIA INS CO	27812	FOREIGN	20,706,516,164	5,218,437,026	15,488,079,136	0
COLUMBIA NATL RRG INC	10803	FOREIGN	1,850,334	640,811	1,209,523	36,360
COMMERCE & INDUSTRY INS CO	19410	FOREIGN	387,283,798	5,358,507	381,925,291	73,042,794
COMMERCE INS CO	34754	FOREIGN	2,183,748,081	1,562,473,570	621,274,510	0
COMMERCIAL CAS INS CO	32280	FOREIGN	67,580,891	4,940,636	62,640,255	0
COMMERCIAL HIRECAR INS CO RRG	15836	FOREIGN	3,388,857	1,872,074	1,516,783	0
COMMONWEALTH INS CO OF AMER	10220	FOREIGN	10,979,749	378,856	10,600,893	0
COMMUNITY BLOOD CNTR EXCH RRG	13893	FOREIGN	19,375,370	4,323,785	15,051,585	40,956
COMPUTER INS CO	34711	FOREIGN	23,439,027	-505,724	23,944,751	0
CONIFER INS CO	29734	FOREIGN	93,143,637	63,604,207	29,539,430	8,375,840
CONSTITUTION INS CO	32190	FOREIGN	26,189,837	4,535,608	21,654,229	0
CONSUMER SPECIALTIES INS CO RRG	10075	FOREIGN	4,284,568	1,739,018	2,545,550	6,000
CONTINENTAL CAS CO	20443	FOREIGN	43,519,515,223	32,771,190,968	10,748,324,256	421,201,937
CONTINENTAL HERITAGE INS CO	39551	DOMESTIC	17,264,744	933,222	16,331,522	432,212
CONTINENTAL IND CO	28258	FOREIGN	200,385,157	102,953,307	97,431,850	7,985,188
CONTINENTAL INS CO	35289	FOREIGN	1,667,485,489	167,142,922	1,500,342,567	55,365,688
CONTRACTORS BONDING & INS CO	37206	FOREIGN	210,168,601	93,074,418	117,094,183	1,889,218
CONTRACTORS INS CO OF N AMER INC RRG	11603	FOREIGN	40,055,246	14,224,333	25,830,913	109,602
COREPOINTE INS CO	10499	FOREIGN	90,911,604	35,008,617	55,902,987	595,010
CORNERSTONE NATL INS CO	10783	FOREIGN	31,829,602	21,578,716	10,250,886	0
COUNTY HALL INS CO INC A RRG	15947	FOREIGN	6,375,080	4,437,268	1,937,812	194,227
COURTESY INS CO	26492	DOMESTIC	789,575,857	411,735,706	377,840,151	298,553,649
COVERYS SPECIALTY INS CO	15686	FOREIGN	58,640,313	7,852,681	50,787,632	2,132,913
COVINGTON SPECIALTY INS CO	13027	FOREIGN	99,944,547	53,584,352	46,360,195	49,811,157
CPA MUT INS CO OF AMER RRG	10164	FOREIGN	16,735,269	11,467,922	5,267,347	499,935
CRESTBROOK INS CO	18961	FOREIGN	133,096,065	50,458,921	82,637,144	0
CROSSFIT RRG INC	13720	FOREIGN	7,093,511	4,314,718	2,778,793	179,780
CRUDEN BAY RRG INC	11676	FOREIGN	15,242,693	8,150,931	7,091,762	1,454,253
CRUM & FORSTER IND CO	31348	FOREIGN	52,147,210	35,595,964	16,551,246	3,801,839
CRUM & FORSTER SPECIALTY INS CO	44520	FOREIGN	62,556,001	12,556,703	49,999,298	7,636,483
CUMIS INS SOCIETY INC	10847	FOREIGN	1,832,590,088	963,350,025	869,240,063	19,809,759

SOURCE: NAIC ANNUAL STATEMENT – EXH. OF ASSETS; EXH. OF LIABILITIES, SURPLUS AND OTHER FUNDS; STATE PAGE

AUTHORIZED FLORIDA INSURER FINANCIAL ABSTRACTS, BY NAIC STATEMENT TYPE

CALENDAR YEAR 2016

PURSUANT TO SECTION 624.315(1)(a), F.S.

COMPANY	NAIC COMPANY CODE	DOMICILE	NET ADMITTED ASSETS (\$)	LIABILITIES (\$)	CAPITAL AND SURPLUS (\$)	FL DIRECT PREMIUMS WRITTEN (\$)
PROPERTY AND CASUALTY, TOTAL FLORIDA DIRECT PREMIUMS WRITTEN: \$47,011,714,401						
CUMIS SPECIALTY INS CO INC	12758	FOREIGN	56,955,455	3,934,073	53,021,383	45,213
CYPRESS PROP & CAS INS CO	10953	DOMESTIC	87,942,368	58,104,627	29,837,741	82,979,975
DAILY UNDERWRITERS OF AMER	35483	FOREIGN	43,019,501	11,098,455	31,921,046	621,321
DAIRYLAND INS CO	21164	FOREIGN	1,272,807,050	797,376,419	475,430,631	7,371,294
DAKOTA TRUCK UNDERWRITERS	34924	FOREIGN	116,103,742	70,818,312	45,285,430	0
DAN RRG INC	15928	FOREIGN	2,573,766	1,590,459	983,308	175,333
DEALERS ASSUR CO	16705	FOREIGN	106,511,961	45,295,016	61,216,945	17,602,419
DEPOSITORS INS CO	42587	FOREIGN	302,278,497	265,239,372	37,039,125	119,776,888
DEVELOPERS SURETY & IND CO	12718	FOREIGN	140,414,650	42,267,642	98,147,007	3,391,242
DIAMOND STATE INS CO	42048	FOREIGN	122,010,961	58,087,719	63,923,242	1,435,726
DIRECT GEN INS CO	42781	FOREIGN	384,570,517	271,590,958	112,979,559	203,221,482
DIRECT NATL INS CO	23736	FOREIGN	14,812,224	9,330,246	5,481,978	0
DISCOVER PROP & CAS INS CO	36463	FOREIGN	136,370,601	73,349,070	63,021,531	30,737
DISCOVER SPECIALTY INS CO	10213	FOREIGN	107,117,189	68,850,277	38,266,912	0
DOCTORS CO AN INTERINS EXCH	34495	FOREIGN	4,132,177,433	2,206,316,791	1,925,860,641	118,287,443
DOCTORS PROFESSIONAL LIABILITY RRG INC	15893	FOREIGN	2,047,724	931,824	1,115,900	174,137
DORINCO REINS CO	33499	FOREIGN	1,522,889,454	990,931,562	531,957,892	2,632
EASTERN ADVANTAGE ASSUR CO	13019	FOREIGN	49,550,875	34,598,995	14,951,880	10,535
EASTERN ALLIANCE INS CO	10724	FOREIGN	278,514,610	174,991,738	103,522,872	88,165
EASTERN ATLANTIC INS CO	28649	FOREIGN	66,897,372	35,949,964	30,947,408	0
EASTGUARD INS CO	14702	FOREIGN	136,007,482	92,370,135	43,637,347	385,729
ECONOMY FIRE & CAS CO	22926	FOREIGN	502,014,924	120,333,586	381,681,338	0
ECONOMY PREFERRED INS CO	38067	FOREIGN	44,356,851	33,307,724	11,049,127	1,449,731
ECONOMY PREMIER ASSUR CO	40649	FOREIGN	85,190,833	36,111,293	49,079,540	921,675
EDISON INS CO	12482	DOMESTIC	49,847,514	28,636,855	21,210,658	47,147,063
ELECTRIC INS CO	21261	FOREIGN	1,488,572,045	954,513,576	534,058,471	18,704,437
ELEMENTS PROPERTY INS CO	15312	DOMESTIC	49,060,686	33,683,999	15,376,687	65,221,200
ELITE TRANSPORTATION RRG INC	10125	FOREIGN	10,202,723	9,293,298	909,425	0
EMC PROP & CAS INS CO	25186	FOREIGN	97,527,686	8,707,080	88,820,606	6,445
EMC REINS CO	40509	FOREIGN	467,205,175	258,647,158	208,558,017	0
EMERGENCY MEDICINE PROFESSIONAL ASR	12003	FOREIGN	21,915,806	13,737,180	8,178,626	277,362
EMERGENCY PHYSICIANS INS EXCHANGE RR	11714	FOREIGN	26,698,286	17,174,057	9,524,229	18,561
EMPIRE FIRE & MARINE INS CO	21326	FOREIGN	112,904,933	74,185,325	38,719,608	38,245,658
EMPIRE IND INS CO	21334	FOREIGN	60,099,863	8,520,779	51,579,084	47,442,371
EMPLOYERS ASSUR CO	25402	DOMESTIC	460,669,798	280,830,866	179,838,932	15,983,751
EMPLOYERS COMPENSATION INS CO	11512	FOREIGN	1,083,822,882	725,536,163	358,286,719	156,647
EMPLOYERS FIRE INS CO	20648	FOREIGN	11,681,775	174,518	11,507,257	0
EMPLOYERS INS OF WAUSAU	21458	FOREIGN	5,614,331,777	4,028,494,960	1,585,836,820	10,963,239
EMPLOYERS INS CO OF NV	10640	FOREIGN	529,516,648	375,372,983	154,143,665	0
EMPLOYERS MUT CAS CO	21415	FOREIGN	3,197,977,764	1,819,415,502	1,378,562,262	3,937,579
EMPLOYERS PREFERRED INS CO	10346	DOMESTIC	899,819,965	763,398,215	136,421,750	21,574,598
ENDURANCE AMER INS CO	10641	FOREIGN	1,293,278,769	1,010,202,198	283,076,571	0
ENDURANCE AMER SPECIALTY INS CO	41718	FOREIGN	373,159,649	267,878,719	105,280,930	83,907,352
ENDURANCE ASSUR CORP	11551	FOREIGN	1,786,383,761	999,574,681	786,809,080	24,287,528
EQUITY INS CO	28746	FOREIGN	77,732,723	47,786,930	29,945,793	-168,630
ESSENT GUAR INC	13634	FOREIGN	1,323,609,865	744,722,730	578,887,135	28,785,251
ESSENTIA INS CO	37915	FOREIGN	85,726,868	59,276,385	26,450,483	17,640,408
ESURANCE INS CO	25712	FOREIGN	179,014,289	14,795,535	164,218,754	14,824,795
ESURANCE PROP & CAS INS CO	30210	FOREIGN	112,578,098	70,283,062	42,295,036	171,672,314
EULER HERMES N AMER INS CO	20516	FOREIGN	417,970,566	269,901,181	148,069,385	25,122,509
EVANSTON INS CO	35378	FOREIGN	4,413,721,219	3,129,277,735	1,284,443,484	137,629,292
EVEREST IND INS CO	10851	FOREIGN	164,195,896	105,236,257	58,959,639	25,103,077
EVEREST NATL INS CO	10120	FOREIGN	1,101,773,845	968,474,790	133,299,055	44,000,164

SOURCE: NAIC ANNUAL STATEMENT – EXH. OF ASSETS; EXH. OF LIABILITIES, SURPLUS AND OTHER FUNDS; STATE PAGE

AUTHORIZED FLORIDA INSURER FINANCIAL ABSTRACTS, BY NAIC STATEMENT TYPE

CALENDAR YEAR 2016

PURSUANT TO SECTION 624.315(1)(a), F.S.

COMPANY	NAIC COMPANY CODE	DOMICILE	NET ADMITTED ASSETS (\$)	LIABILITIES (\$)	CAPITAL AND SURPLUS (\$)	FL DIRECT PREMIUMS WRITTEN (\$)
PROPERTY AND CASUALTY, TOTAL FLORIDA DIRECT PREMIUMS WRITTEN: \$47,011,714,401						
EVEREST REINS CO	26921	FOREIGN	10,224,828,895	6,589,707,587	3,635,121,309	1,958,000
EVERGREEN NATL IND CO	12750	FOREIGN	47,551,507	14,268,287	33,283,220	820,455
EVERGREEN USA RRG INC	38466	FOREIGN	10,046,233	5,179,342	4,866,891	0
EVERSPAN FIN GUAR CORP	24961	FOREIGN	230,081,618	2,428,037	227,653,581	0
EXCESS SHARE INS CORP	10003	FOREIGN	52,360,897	31,065,643	21,295,254	92,503
EXECUTIVE RISK IND INC	35181	FOREIGN	2,901,396,557	1,650,431,250	1,250,965,307	7,841,309
EXECUTIVE RISK SPECIALTY INS CO	44792	FOREIGN	289,309,121	112,955,167	176,353,954	734,598
EXPLORER INS CO	40029	FOREIGN	356,079,482	231,018,673	125,060,809	0
FACTORY MUT INS CO	21482	FOREIGN	16,764,262,160	5,244,906,593	11,519,355,567	109,569,154
FAIR AMER INS & REINS CO	35157	FOREIGN	205,595,062	17,927,205	187,667,857	2,611,321
FAIR AMERICAN SELECT INS CO	15201	FOREIGN	108,178,590	4,948,601	103,229,989	2,919,925
FALLS LAKE NATL INS CO	31925	FOREIGN	369,332,861	312,626,931	56,705,930	3,266,550
FAMILY SECURITY INS CO INC	14432	FOREIGN	32,870,705	16,601,392	16,269,313	0
FARMERS INS EXCH	21652	FOREIGN	16,057,239,778	11,838,399,959	4,218,839,820	0
FARMERS MUT HAIL INS CO OF IA	13897	FOREIGN	703,565,351	279,736,205	423,829,146	0
FARMERS SPECIALTY INS CO	43699	FOREIGN	59,454,340	42,443,290	17,011,050	0
FARMINGTON CAS CO	41483	FOREIGN	1,017,706,366	728,211,664	289,494,702	0
FARMLAND MUT INS CO	13838	FOREIGN	566,652,983	395,275,516	171,377,467	1,175,760
FCCI ADVANTAGE INS CO	12842	DOMESTIC	7,276,647	957,557	6,319,090	3,509
FCCI COMMERCIAL INS CO	33472	DOMESTIC	14,718,038	-2,566,039	17,284,077	-33,868
FCCI INS CO	10178	DOMESTIC	1,920,879,342	1,348,891,798	571,987,544	230,714,829
FD INS CO	12441	DOMESTIC	37,939,503	17,245,138	20,694,365	12,268,185
FEDERAL INS CO	20281	FOREIGN	27,371,174,675	15,947,366,060	11,423,808,615	477,328,306
FEDERATED MUT INS CO	13935	FOREIGN	5,456,754,111	2,365,653,534	3,091,100,577	39,437,430
FEDERATED NATL INS CO	10790	DOMESTIC	531,447,602	389,908,271	141,539,331	497,085,385
FEDERATED RURAL ELECTRIC INS EXCH	11118	FOREIGN	522,717,616	337,245,843	185,471,773	7,575,655
FEDERATED SERV INS CO	28304	FOREIGN	488,844,942	260,503,179	228,341,764	8,496,024
FFVA MUT INS CO	10385	DOMESTIC	328,046,035	171,900,282	156,145,753	68,990,887
FHM INS CO	10699	DOMESTIC	80,600,271	41,708,936	38,891,335	18,406,430
FIDELITY & DEPOSIT CO OF MD	39306	FOREIGN	208,973,641	41,090,121	167,883,520	29,396,234
FIDELITY & GUAR INS CO	35386	FOREIGN	21,928,732	2,727,509	19,201,223	-2,685
FIDELITY & GUAR INS UNDERWRITERS INC	25879	FOREIGN	153,260,550	63,265,030	89,995,520	0
FINANCIAL AMER PROP & CAS INS CO	21075	FOREIGN	13,294,461	4,428,911	8,865,550	1,102,291
FINANCIAL CAS & SURETY INC	35009	FOREIGN	24,640,978	7,873,544	16,767,434	214,982
FINANCIAL PACIFIC INS CO	31453	FOREIGN	232,264,336	137,184,277	95,080,055	0
FINIAL REINS CO	39136	FOREIGN	1,486,966,669	511,421,778	975,544,891	0
FIRE INS EXCH	21660	FOREIGN	2,429,380,679	1,652,157,240	777,223,438	0
FIREMANS FUND INS CO	21873	FOREIGN	2,811,288,777	1,140,730,501	1,670,558,276	6,950,920
FIRST ACCEPTANCE INS CO INC	10336	FOREIGN	246,664,480	187,774,050	58,890,430	44,787,861
FIRST AMER PROP & CAS INS CO	37710	FOREIGN	101,435,089	57,847,050	43,588,039	2,451,601
FIRST AMER SPECILATY INS CO	34525	FOREIGN	119,066,718	63,423,295	55,643,423	32,857
FIRST COLONIAL INS CO	29980	DOMESTIC	349,668,613	196,812,168	152,856,445	14,366,743
FIRST COMMUNITY INS CO	13990	DOMESTIC	98,841,498	58,022,527	40,818,972	107,406,108
FIRST DAKOTA IND CO	10351	FOREIGN	47,617,013	33,019,347	14,597,666	0
FIRST FIN INS CO	11177	FOREIGN	551,118,914	118,533,123	432,585,791	0
FIRST FLORIDIAN AUTO & HOME INS CO	10647	DOMESTIC	263,597,252	72,666,506	190,930,746	56,717,601
FIRST GUARD INS CO	10676	FOREIGN	27,785,815	2,289,401	25,496,414	809,956
FIRST LIBERTY INS CORP	33588	FOREIGN	22,262,828	37,465	22,225,362	40,910,438
FIRST MERCURY INS CO	10657	FOREIGN	114,888,730	63,961,762	50,926,968	13,257,059
FIRST NATL INS CO OF AMER	24724	FOREIGN	56,760,566	336,723	56,423,843	19,764,281
FIRST NONPROFIT INS CO	10859	FOREIGN	69,444,017	40,258,340	29,185,677	3,351,600
FIRST PROFESSIONALS INS CO	33383	DOMESTIC	277,908,508	77,763,877	200,144,631	-70,569
FIRST PROTECTIVE INS CO	10897	DOMESTIC	213,052,859	151,254,996	61,797,863	265,922,707

SOURCE: NAIC ANNUAL STATEMENT – EXH. OF ASSETS; EXH. OF LIABILITIES, SURPLUS AND OTHER FUNDS; STATE PAGE

AUTHORIZED FLORIDA INSURER FINANCIAL ABSTRACTS, BY NAIC STATEMENT TYPE

CALENDAR YEAR 2016

PURSUANT TO SECTION 624.315(1)(a), F.S.

COMPANY	NAIC COMPANY CODE	DOMICILE	NET ADMITTED ASSETS (\$)	LIABILITIES (\$)	CAPITAL AND SURPLUS (\$)	FL DIRECT PREMIUMS WRITTEN (\$)
PROPERTY AND CASUALTY, TOTAL FLORIDA DIRECT PREMIUMS WRITTEN: \$47,011,714,401						
FIRST SPECIALTY INS CORP	34916	FOREIGN	178,891,985	106,711,434	72,180,551	41,414,809
FLORIDA FAMILY INS CO	10688	DOMESTIC	109,314,397	52,049,866	57,264,531	113,195,609
FLORIDA FARM BUR GEN INS CO	21817	DOMESTIC	10,258,856	47,549	10,211,307	209,377,926
FLORIDA FARM BUREAU CAS INS CO	31216	DOMESTIC	557,357,708	271,596,982	285,760,726	95,407,727
FLORIDA LAWYERS MUT INS CO	34150	DOMESTIC	83,714,440	37,963,304	45,751,136	16,318,084
FLORIDA PENINSULA INS CO	10132	DOMESTIC	321,386,898	190,845,313	130,541,584	253,937,771
FLORIDA SPECIALTY INS CO	17248	DOMESTIC	57,039,890	36,749,340	20,290,551	27,294,241
FLORISTS INS CO	33278	FOREIGN	6,066,153	429,238	5,636,915	1,887,750
FLORISTS MUT INS CO	13978	FOREIGN	123,694,848	100,983,803	22,711,045	3,400,595
FMH AG RISK INS CO	36781	FOREIGN	124,023,838	11,825,196	112,198,642	23,365
FOREMOST INS CO GRAND RAPIDS MI	11185	FOREIGN	2,269,454,754	1,137,808,280	1,131,646,474	67,491,620
FOREMOST PROP & CAS INS CO	11800	FOREIGN	63,158,185	45,044,974	18,113,211	24,654,823
FOREMOST SIGNATURE INS CO	41513	FOREIGN	64,879,268	44,834,980	20,044,288	8,915,492
FORESTRY MUT INS CO	10941	FOREIGN	56,339,870	33,855,026	22,484,843	0
FORTRESS INS CO	10801	FOREIGN	135,429,686	72,659,257	62,770,429	2,732,222
FOUNDERS INS CO	14249	FOREIGN	161,046,308	89,580,194	71,466,114	113,923
FRANK WINSTON CRUM INS CO	11600	DOMESTIC	82,510,493	62,817,972	19,692,521	17,053,958
FRANKENMUTH MUT INS CO	13986	FOREIGN	1,259,528,829	703,568,742	555,960,087	191,601
FREEDOM SPECIALTY INS CO	22209	FOREIGN	55,911,679	34,693,234	21,218,445	4,255,410
FRONTLINE INS UNLIMITED CO	10074	FOREIGN	32,452,962	6,257,778	26,195,184	10,751,230
GABLES RRG INC	14032	FOREIGN	9,309,209	3,962,589	5,346,620	3,306,956
GALEN INS CO	12361	FOREIGN	10,025,941	12,104,350	-2,078,410	0
GARRISON PROP & CAS INS CO	21253	FOREIGN	1,981,542,926	1,229,982,668	751,560,258	121,389,579
GATEWAY INS CO	28339	FOREIGN	64,288,547	46,739,189	17,549,358	0
GEICO CAS CO	41491	FOREIGN	2,920,520,473	1,996,039,994	924,480,479	0
GEICO GEN INS CO	35882	FOREIGN	154,074,677	202,679	153,871,998	2,211,145,213
GEICO IND CO	22055	FOREIGN	8,166,875,658	3,568,667,174	4,598,208,484	1,141,172,170
GEICO MARINE INS CO	37923	FOREIGN	119,433,494	71,480,527	47,952,967	52,435,840
GEMINI INS CO	10833	FOREIGN	116,775,529	61,386,321	55,389,208	31,801,942
GENERAL CAS CO OF WI	24414	FOREIGN	873,513,199	592,841,920	280,671,279	972,708
GENERAL INS CO OF AMER	24732	FOREIGN	111,577,315	3,922,258	107,655,057	7,709,669
GENERAL REINS CORP	22039	FOREIGN	14,780,096,702	4,119,578,573	10,660,518,129	0
GENERAL SECURITY IND CO OF AZ	20559	FOREIGN	360,957,916	307,430,842	53,527,074	34,906,643
GENERAL SECURITY NATL INS CO	39322	FOREIGN	346,086,287	207,661,570	138,424,717	1,256,478
GENERAL STAR IND CO	37362	FOREIGN	840,986,715	245,813,985	595,172,730	16,800,197
GENERAL STAR NATL INS CO	11967	FOREIGN	234,101,706	55,985,002	178,116,704	443,859
GENERALI US BRANCH	11231	FOREIGN	57,998,791	33,250,694	24,748,097	5,902,552
GENESIS INS CO	38962	FOREIGN	184,241,279	58,815,343	125,425,936	314,886
GENWORTH FINANCIAL ASSUR CORP	37095	FOREIGN	7,965,348	7,780	7,957,568	0
GENWORTH MORTGAGE INS CORP	38458	FOREIGN	2,944,689,580	1,757,666,126	1,187,023,454	44,186,968
GENWORTH MORTGAGE INS CORP OF NC	16675	FOREIGN	344,241,096	182,759,170	161,481,926	0
GEOVERA SPECIALTY INS CO	10182	FOREIGN	129,158,900	108,536,320	20,622,580	56,100,685
GLOBAL LIBERTY INS CO OF NY	11092	FOREIGN	65,926,062	45,068,987	20,857,076	2,241,010
GOLDEN INS CO RRG	11145	FOREIGN	13,171,303	10,444,803	2,726,500	102,678
GOTHAM INS CO	25569	FOREIGN	228,068,860	154,180,707	73,888,153	2,920,664
GOVERNMENT EMPLOYEES INS CO	22063	FOREIGN	27,197,917,293	11,495,351,339	15,702,565,954	640,028,395
GOVERNMENT TECHNOLOGY INS CO RRG INC	13973	FOREIGN	1,333,208	529,884	803,324	1,200
GRANADA INS CO	16870	DOMESTIC	32,502,116	22,880,669	9,621,447	49,184,590
GRANITE RE INC	26310	FOREIGN	46,596,386	24,065,030	22,531,356	205,243
GRANITE STATE INS CO	23809	FOREIGN	34,707,167	2,676,275	32,030,892	41,828,835
GRAPHIC ARTS MUT INS CO	25984	FOREIGN	148,463,188	90,446,373	58,016,815	97,366
GRAY INS CO	36307	FOREIGN	283,685,728	170,922,732	112,762,995	1,333,602
GREAT AMER ALLIANCE INS CO	26832	FOREIGN	30,368,646	5,733	30,362,913	6,733,886

SOURCE: NAIC ANNUAL STATEMENT – EXH. OF ASSETS; EXH. OF LIABILITIES, SURPLUS AND OTHER FUNDS; STATE PAGE

AUTHORIZED FLORIDA INSURER FINANCIAL ABSTRACTS, BY NAIC STATEMENT TYPE

CALENDAR YEAR 2016

PURSUANT TO SECTION 624.315(1)(a), F.S.

COMPANY	NAIC COMPANY CODE	DOMICILE	NET ADMITTED ASSETS (\$)	LIABILITIES (\$)	CAPITAL AND SURPLUS (\$)	FL DIRECT PREMIUMS WRITTEN (\$)
PROPERTY AND CASUALTY, TOTAL FLORIDA DIRECT PREMIUMS WRITTEN: \$47,011,714,401						
GREAT AMER ASSUR CO	26344	FOREIGN	19,752,034	1,878	19,750,156	51,621,860
GREAT AMER CAS INS CO	39896	FOREIGN	10,903,370	230	10,903,140	0
GREAT AMER CONTEMPORARY INS CO	10646	FOREIGN	10,584,593	3,789	10,580,804	0
GREAT AMER E&S INS CO	37532	FOREIGN	47,074,272	38,842	47,035,430	20,673,375
GREAT AMER FIDELITY INS CO	41858	FOREIGN	47,120,350	19,092	47,101,258	818,519
GREAT AMER INS CO	16691	FOREIGN	6,851,230,772	4,852,363,624	1,998,867,148	83,168,921
GREAT AMER INS CO OF NY	22136	FOREIGN	48,238,250	60,457	48,177,793	20,342,214
GREAT AMER SECURITY INS CO	31135	FOREIGN	15,337,005	3,576	15,333,429	0
GREAT AMER SPIRIT INS CO	33723	FOREIGN	16,878,878	13,352	16,865,526	1,804,726
GREAT DIVIDE INS CO	25224	FOREIGN	248,763,733	181,029,340	67,734,393	18,934,268
GREAT MIDWEST INS CO	18694	FOREIGN	215,754,553	110,935,700	104,818,853	279,143
GREAT NORTHERN INS CO	20303	FOREIGN	1,607,603,966	1,103,442,233	504,161,733	22,309,437
GREAT NORTHWEST INS CO	26654	FOREIGN	18,932,039	11,499,647	7,432,392	0
GREAT WEST CAS CO	11371	FOREIGN	2,015,895,179	1,393,587,452	622,307,728	13,357,053
GREEN HILLS INS CO RRG	11941	FOREIGN	13,172,503	7,756,671	5,415,832	367,455
GREENWICH INS CO	22322	FOREIGN	1,202,510,098	838,334,591	364,175,507	35,093,268
GREYHAWK INS CO	23752	FOREIGN	20,057,227	1,011,568	19,045,659	0
GUARANTEE CO OF N AMER USA	36650	FOREIGN	217,833,140	37,279,005	180,554,134	3,239,296
GUARANTEE INS CO	11398	DOMESTIC	417,471,243	366,685,170	50,786,073	61,028,121
GUIDEONE AMER INS CO	42331	FOREIGN	12,545,144	1,743,751	10,801,393	589,737
GUIDEONE ELITE INS CO	42803	FOREIGN	30,316,412	5,262,329	25,054,083	18,489,981
GUIDEONE MUT INS CO	15032	FOREIGN	1,214,660,024	792,880,707	421,779,317	14,664,840
GUIDEONE NATL INS CO	14167	FOREIGN	52,185,269	4,430,025	47,755,244	4,565,627
GUIDEONE SPECIALTY MUT INS CO	14559	FOREIGN	267,988,284	173,750,506	94,237,778	3,272,910
GUILFORD INS CO	10956	FOREIGN	377,928,389	103,664,659	274,263,730	0
GULF UNDERWRITERS INS CO	42811	FOREIGN	52,667,102	585,729	52,081,372	0
GULFSTREAM PROP & CAS INS CO	12237	DOMESTIC	110,773,680	79,291,386	31,482,294	105,628,692
HALLMARK INS CO	34037	FOREIGN	308,729,680	204,998,905	103,730,775	3,006,856
HALLMARK NATL INS CO	19530	FOREIGN	85,463,262	59,723,362	25,739,900	0
HALLMARK SPECIALTY INS CO	26808	FOREIGN	230,216,451	171,102,454	59,113,997	6,764,678
HAMILTON INS CO	26611	FOREIGN	31,912,117	10,254,111	21,658,006	422,108
HAMILTON SPECIALTY INS CO	13551	FOREIGN	101,729,257	51,531,198	50,198,059	26,915,105
HANOVER AMER INS CO	36064	FOREIGN	30,625,473	33,947	30,591,526	15,698,387
HANOVER INS CO	22292	FOREIGN	7,409,276,518	5,241,116,307	2,168,160,211	34,534,832
HARCO NATL INS CO	26433	FOREIGN	437,050,033	267,874,021	169,176,012	11,895,364
HARLEYSVILLE INS CO	23582	FOREIGN	158,473,533	132,068,519	26,405,014	395,969
HARLEYSVILLE PREFERRED INS CO	35696	FOREIGN	128,734,778	80,737,238	47,997,540	643,657
HARLEYSVILLE WORCESTER INS CO	26182	FOREIGN	196,820,342	139,618,977	57,201,365	920,240
HARTFORD ACCIDENT & IND CO	22357	FOREIGN	11,604,545,372	8,450,090,394	3,154,454,978	36,776,346
HARTFORD CAS INS CO	29424	FOREIGN	2,267,157,801	1,373,121,850	894,035,951	63,463,005
HARTFORD FIRE INS CO	19682	FOREIGN	25,540,585,746	13,025,964,735	12,514,621,011	98,266,496
HARTFORD INS CO OF THE MIDWEST	37478	FOREIGN	617,181,474	125,755,977	491,425,496	131,580,858
HARTFORD INS CO OF THE SOUTHEAST	38261	FOREIGN	184,120,708	127,675,796	56,444,912	71,556,256
HARTFORD STEAM BOIL INSPEC & INS CO	11452	FOREIGN	1,256,107,698	657,233,289	598,874,409	5,265,641
HARTFORD STEAM BOIL INSPEC INS CO CT	29890	FOREIGN	80,949,423	40,495,636	40,453,787	324
HARTFORD UNDERWRITERS INS CO	30104	FOREIGN	1,594,063,540	1,002,160,194	591,903,346	162,984,067
HDI GLOBAL INS CO	41343	FOREIGN	290,156,110	151,531,452	138,624,658	18,618,313
HEALTH CARE CAS RRG INC	12236	FOREIGN	12,042,645	9,906,681	2,135,964	1,800,767
HEALTH CARE IND INC	35904	FOREIGN	355,998,267	247,205,053	108,793,214	4,890,244
HEALTHCARE UNDERWRITERS GRP INC	12233	FOREIGN	86,720,066	38,602,665	48,117,401	5,869,155
HERITAGE CAS INS CO	32077	FOREIGN	18,431,658	3,884,503	14,547,155	0
HERITAGE IND CO	39527	FOREIGN	117,020,483	66,520,348	50,500,135	6,708,008
HERITAGE PROP & CAS INS CO	14407	DOMESTIC	626,109,050	426,412,570	199,696,480	570,078,142

SOURCE: NAIC ANNUAL STATEMENT – EXH. OF ASSETS; EXH. OF LIABILITIES, SURPLUS AND OTHER FUNDS; STATE PAGE

AUTHORIZED FLORIDA INSURER FINANCIAL ABSTRACTS, BY NAIC STATEMENT TYPE

CALENDAR YEAR 2016

PURSUANT TO SECTION 624.315(1)(a), F.S.

COMPANY	NAIC COMPANY CODE	DOMICILE	NET ADMITTED ASSETS (\$)	LIABILITIES (\$)	CAPITAL AND SURPLUS (\$)	FL DIRECT PREMIUMS WRITTEN (\$)
PROPERTY AND CASUALTY, TOTAL FLORIDA DIRECT PREMIUMS WRITTEN: \$47,011,714,401						
HIGHMARK CAS INS CO	35599	FOREIGN	274,711,477	95,508,169	179,203,308	0
HISCOX INS CO INC	10200	FOREIGN	246,476,332	180,693,766	65,782,566	19,142,419
HOMELAND INS CO OF NY	34452	FOREIGN	115,215,365	1,544,838	113,670,527	12,082,323
HOMEOWNERS CHOICE PROP & CAS INS CO	12944	DOMESTIC	408,747,871	225,547,118	183,200,753	353,991,156
HOMESITE INS CO	17221	FOREIGN	147,455,385	60,408,462	87,046,923	13,007,807
HOMESITE INS CO OF THE MIDWEST	13927	FOREIGN	402,545,788	299,953,704	102,592,084	0
HORACE MANN INS CO	22578	FOREIGN	456,116,259	269,786,030	186,330,229	8,471,115
HORACE MANN PROP & CAS INS CO	22756	FOREIGN	289,205,072	166,523,427	122,681,645	27,504,552
HOUSING AUTHORITY PROP A MUT CO	10069	FOREIGN	167,405,076	50,036,146	117,368,930	0
HOUSING AUTHORITY RRG INC	26797	FOREIGN	301,751,334	125,560,792	176,190,542	987,629
HOUSING ENTERPRISE INS CO INC	11206	FOREIGN	77,613,852	45,221,597	32,392,255	332,372
HOUSING SPECIALTY INS CO INC	15381	FOREIGN	16,802,585	1,135,207	15,667,378	1,685,661
HOUSTON CAS CO	42374	FOREIGN	3,329,643,445	1,416,652,470	1,912,990,975	23,831,003
HOUSTON SPECIALTY INS CO	12936	FOREIGN	458,016,149	197,219,014	260,797,135	16,521,943
HSB SPECIALTY INS CO	14438	FOREIGN	53,096,505	2,875,657	50,220,848	246,686
HUDSON EXCESS INS CO	14484	FOREIGN	67,776,939	11,666,711	56,110,228	958,155
HUDSON INS CO	25054	FOREIGN	1,159,904,797	706,747,514	453,157,283	18,392,341
HUDSON SPECIALTY INS CO	37079	FOREIGN	365,747,342	164,802,157	200,945,185	15,042,467
ICI MUT INS CO RRG	11268	FOREIGN	355,581,722	100,574,626	255,007,096	101,975
IDS PROP CAS INS CO	29068	FOREIGN	1,826,317,319	1,025,996,380	800,320,940	24,523,967
ILLINOIS INS CO	35246	FOREIGN	50,962,664	18,778,695	32,183,969	1,650,969
ILLINOIS NATL INS CO	23817	FOREIGN	48,061,313	9,267,673	38,793,640	64,587,807
ILLINOIS UNION INS CO	27960	FOREIGN	377,710,884	251,932,133	125,778,751	34,847,309
IMPERIAL FIRE & CAS INS CO	44369	FOREIGN	79,946,842	54,317,903	25,628,939	61,447,167
IMPERIUM INS CO	35408	FOREIGN	379,256,551	201,579,286	177,677,265	19,107,453
INDEMNITY INS CO OF NORTH AMER	43575	FOREIGN	463,694,045	334,039,606	129,654,439	43,276,579
INDEPENDENCE AMER INS CO	26581	FOREIGN	114,369,954	47,558,069	66,811,885	2,667,692
INDEPENDENT SPECIALTY INS CO	39640	FOREIGN	48,779,488	1,753,901	47,025,587	0
INDIAN HARBOR INS CO	36940	FOREIGN	191,767,933	144,721,623	47,046,310	73,752,863
INDIANA INS CO	22659	FOREIGN	69,491,041	3,616,512	65,874,528	0
INDIANA LUMBERMENS MUT INS CO	14265	FOREIGN	54,550,453	38,910,297	15,640,156	13,203
INFINITY ASSUR INS CO	39497	FOREIGN	6,970,755	1,393,164	5,577,591	24,436,961
INFINITY AUTO INS CO	11738	FOREIGN	10,407,088	2,777,118	7,629,970	308,838,735
INFINITY CAS INS CO	21792	FOREIGN	7,549,009	1,403,451	6,145,558	-2
INFINITY IND INS CO	10061	FOREIGN	6,149,252	1,618,805	4,530,447	109,263,434
INFINITY INS CO	22268	FOREIGN	2,012,728,138	1,352,109,517	660,618,621	2,542,939
INFINITY SELECT INS CO	20260	FOREIGN	7,269,578	1,920,592	5,348,986	0
INFINITY STANDARD INS CO	12599	FOREIGN	7,149,799	1,532,668	5,617,131	0
INSURANCE CO OF N AMER	22713	FOREIGN	944,214,424	694,054,528	250,159,896	524,799
INSURANCE CO OF THE STATE OF PA	19429	FOREIGN	253,292,950	137,372,633	115,920,317	47,404,490
INSURANCE CO OF THE WEST	27847	FOREIGN	2,252,845,608	1,350,893,134	901,952,475	23,830,482
INTEGON CAS INS CO	27930	FOREIGN	39,342,969	32,989,423	6,353,546	0
INTEGON GEN INS CORP	22780	FOREIGN	41,919,176	35,458,010	6,461,166	715,511
INTEGON IND CORP	22772	FOREIGN	102,229,068	78,791,655	23,437,413	14,259,898
INTEGON NATL INS CO	29742	FOREIGN	2,489,206,551	1,894,769,723	594,436,828	17,333,456
INTEGON PREFERRED INS CO	31488	FOREIGN	73,510,191	66,820,441	6,689,750	72,824,120
INTERINS EXCH OF THE AUTOMOBILE CLUB	15598	FOREIGN	9,326,946,802	3,415,891,265	5,911,055,537	0
INTERNATIONAL FIDELITY INS CO	11592	FOREIGN	214,415,720	125,306,898	89,108,820	6,255,705
INTERSTATE FIRE & CAS CO	22829	FOREIGN	137,166,378	69,001,568	68,164,810	17,763,936
INTREPID INS CO	10749	FOREIGN	10,180,057	96,269	10,083,789	0
IRONSHORE IND INC	23647	FOREIGN	424,948,058	259,304,312	165,643,746	12,133,816
IRONSHORE RRG (DC) INC	14375	FOREIGN	2,705,170	2,024,155	681,015	9,932
IRONSHORE SPECIALTY INS CO	25445	FOREIGN	1,082,888,614	733,573,532	349,315,083	91,569,505

SOURCE: NAIC ANNUAL STATEMENT – EXH. OF ASSETS; EXH. OF LIABILITIES, SURPLUS AND OTHER FUNDS; STATE PAGE

AUTHORIZED FLORIDA INSURER FINANCIAL ABSTRACTS, BY NAIC STATEMENT TYPE

CALENDAR YEAR 2016

PURSUANT TO SECTION 624.315(1)(a), F.S.

COMPANY	NAIC COMPANY CODE	DOMICILE	NET ADMITTED ASSETS (\$)	LIABILITIES (\$)	CAPITAL AND SURPLUS (\$)	FL DIRECT PREMIUMS WRITTEN (\$)
PROPERTY AND CASUALTY, TOTAL FLORIDA DIRECT PREMIUMS WRITTEN: \$47,011,714,401						
JAMES RIVER INS CO	12203	FOREIGN	568,985,394	440,832,308	128,153,086	35,764,544
JEFFERSON INS CO	11630	FOREIGN	91,441,332	34,064,401	57,376,931	37,777,620
JEWELERS MUT INS CO	14354	FOREIGN	397,808,608	150,501,222	247,307,386	23,768,834
JM WOODWORTH RRG INC	12594	FOREIGN	7,014,051	5,928,059	1,085,992	0
KEY RISK INS CO	10885	FOREIGN	47,778,853	16,945,107	30,833,746	147,343
KINGSWAY AMIGO INS CO	21300	DOMESTIC	12,919,209	7,883,374	5,035,836	0
KINSALE INS CO	38920	FOREIGN	508,630,748	315,330,711	193,300,037	19,873,323
KNIGHT SPECIALTY INS CO	15366	FOREIGN	73,334,366	25,547,090	47,787,276	2,808,512
KNIGHTBROOK INS CO	13722	FOREIGN	209,330,475	148,344,107	60,986,368	17,584
LAFAYETTE INS CO	18295	FOREIGN	202,356,008	114,939,625	87,416,383	0
LAKEVIEW INS CO	13648	DOMESTIC	34,812,654	17,378,544	17,434,110	0
LAMORAK INS CO	20621	FOREIGN	24,908,926	651,138	24,257,788	4,744
LANCER IND CO	38148	FOREIGN	28,453,342	17,240,788	11,212,554	0
LANCER INS CO	26077	FOREIGN	674,447,935	474,759,871	199,688,064	22,043,001
LANCER IND RRG INC	13014	FOREIGN	20,674,058	18,221,004	2,453,054	5,377,604
LANDMARK AMER INS CO	33138	FOREIGN	379,986,470	151,188,659	228,797,811	79,193,719
LEXINGTON INS CO	19437	FOREIGN	25,179,962,643	19,322,917,705	5,857,044,938	433,974,169
LEXINGTON NATL INS CORP	37940	DOMESTIC	58,216,824	40,741,648	17,475,176	1,155,969
LEXON INS CO	13307	FOREIGN	236,337,651	173,123,937	63,213,714	3,944,677
LIBERTY INS CORP	42404	FOREIGN	241,964,759	1,180,700	240,784,059	41,743,503
LIBERTY INS UNDERWRITERS INC	19917	FOREIGN	209,482,688	82,282,552	127,200,136	145,310,046
LIBERTY MUT FIRE INS CO	23035	FOREIGN	5,650,731,746	4,176,150,733	1,474,581,013	200,460,088
LIBERTY MUT INS CO	23043	FOREIGN	44,001,881,687	27,473,676,194	16,528,205,493	111,672,053
LIBERTY MUT MID ATLANTIC INS CO	14486	FOREIGN	20,498,131	848,453	19,649,678	0
LIBERTY SURPLUS INS CORP	10725	FOREIGN	136,406,132	33,619,377	102,786,755	38,213,672
LION INS CO	11075	DOMESTIC	253,512,944	163,525,808	89,987,135	12,422,255
LM GEN INS CO	36447	FOREIGN	11,691,352	1,030,233	10,661,119	205,137,840
LM INS CORP	33600	FOREIGN	119,057,519	1,861,670	117,195,849	50,337,014
LM PROP & CAS INS CO	32352	FOREIGN	67,220,597	30,830,396	36,390,200	0
LONE STAR ALLIANCE RRG	15211	FOREIGN	9,075,340	5,978,874	3,096,466	7,797,154
LYNDON SOUTHERN INS CO	10051	FOREIGN	152,176,351	100,041,360	52,134,991	38,090,944
MACHINERY INS INC ASSESSABLE MUT CO	33502	DOMESTIC	2,551,595	158,932	2,392,663	410,249
MAG MUT INS CO	42617	FOREIGN	1,773,882,917	858,936,553	914,946,364	59,154,708
MAIDEN REINS N AMER INC	11054	FOREIGN	1,302,634,415	1,011,531,125	291,103,290	0
MAIN ST AMER ASSUR CO	29939	DOMESTIC	43,134,833	6,980	43,127,853	0
MAIN STREET AMER PROTECTION INS CO	13026	DOMESTIC	15,789,591	107,506	15,682,085	0
MANUFACTURERS ALLIANCE INS CO	36897	FOREIGN	200,011,213	135,135,721	64,875,492	6,252,656
MAPFRE INS CO	23876	FOREIGN	78,187,236	55,896,245	22,290,992	0
MAPFRE INS CO OF FL	34932	DOMESTIC	106,382,776	75,387,174	30,995,600	66,005,424
MARATHON FIN INS CO INC RRG	11117	FOREIGN	5,526,354	3,437,629	2,088,725	0
MARKEL AMER INS CO	28932	FOREIGN	433,410,415	288,620,207	144,790,208	20,506,471
MARKEL GLOBAL REINS CO	10829	FOREIGN	1,692,903,837	888,800,554	804,103,283	0
MARKEL INS CO	38970	FOREIGN	1,564,030,003	1,185,263,296	378,766,707	55,991,620
MASSACHUSETTS BAY INS CO	22306	FOREIGN	65,752,888	29,492	65,723,396	15,078,583
MAXUM CAS INS CO	10784	FOREIGN	51,940,969	34,985,404	16,955,565	0
MAXUM IND CO	26743	FOREIGN	278,238,267	175,250,606	102,987,661	15,948,404
MBIA INS CORP	12041	FOREIGN	514,897,253	276,653,932	238,243,321	319,441
MCIC VT A RECIP RRG	10697	FOREIGN	1,649,966,173	1,096,459,400	553,506,773	8,724,076
MEDICAL MUT INS CO OF NC	32522	FOREIGN	555,011,219	300,165,842	254,845,377	0
MEDICAL PROFESSIONAL MUT INS CO	10206	FOREIGN	3,176,667,170	1,582,269,609	1,594,397,561	0
MEDICAL PROTECTIVE CO	11843	FOREIGN	2,996,140,967	1,286,662,850	1,709,478,117	51,057,132
MEDICAL SECURITY INS CO	33090	FOREIGN	27,660,351	10,049,687	17,610,664	2,649,762
MEDICUS INS CO	12754	FOREIGN	54,943,163	19,254,527	35,688,636	2,370,391

SOURCE: NAIC ANNUAL STATEMENT – EXH. OF ASSETS; EXH. OF LIABILITIES, SURPLUS AND OTHER FUNDS; STATE PAGE

AUTHORIZED FLORIDA INSURER FINANCIAL ABSTRACTS, BY NAIC STATEMENT TYPE

CALENDAR YEAR 2016

PURSUANT TO SECTION 624.315(1)(a), F.S.

COMPANY	NAIC COMPANY CODE	DOMICILE	NET ADMITTED ASSETS (\$)	LIABILITIES (\$)	CAPITAL AND SURPLUS (\$)	FL DIRECT PREMIUMS WRITTEN (\$)
PROPERTY AND CASUALTY, TOTAL FLORIDA DIRECT PREMIUMS WRITTEN: \$47,011,714,401						
MEDMAL DIRECT INS CO	13793	DOMESTIC	43,284,913	22,039,153	21,245,760	14,097,163
MEDMARC CAS INS CO	22241	FOREIGN	290,178,071	88,132,733	202,045,338	5,127,625
MEMIC CAS CO	14164	FOREIGN	47,201,786	27,109,184	20,092,602	0
MEMIC IND CO	11030	FOREIGN	453,449,993	319,851,552	133,598,441	16,844,003
MENDOTA INS CO	33650	FOREIGN	125,875,277	84,545,467	41,329,810	36,378,079
MENTAL HLTH RRG	44237	FOREIGN	28,110,516	11,716,050	16,394,466	2,275,452
MERASTAR INS CO	31968	FOREIGN	33,483,831	22,683,225	10,800,606	1,158,724
MERCHANTS BONDING CO A MUT	14494	FOREIGN	179,174,187	70,755,916	108,418,271	4,624,720
MERCHANTS NATL BONDING INC	11595	FOREIGN	29,853,553	16,091,895	13,761,658	1,208,776
MERCURY CAS CO	11908	FOREIGN	1,889,036,047	963,273,914	925,762,133	0
MERCURY IND CO OF AMER	11201	DOMESTIC	58,149,859	19,808,703	38,341,156	151,717,488
MERCURY INS CO OF FL	11202	DOMESTIC	42,701,910	1,097,307	41,604,603	26,731,526
MERIDIAN SECURITY INS CO	23353	FOREIGN	122,956,573	50,800,272	72,156,301	0
MERITPLAN INS CO	24821	FOREIGN	13,751,425	482,480	13,268,945	0
MESA UNDERWRITERS SPECIALTY INS CO	36838	FOREIGN	329,292,340	244,065,023	85,227,317	12,718,591
METROMILE INS CO	16187	FOREIGN	18,495,889	5,268,312	13,227,578	0
METROPOLITAN CAS INS CO	40169	FOREIGN	202,188,711	145,536,956	56,651,754	153,190,088
METROPOLITAN DRT PROP & CAS INS CO	25321	FOREIGN	142,688,452	110,130,819	32,557,633	0
METROPOLITAN GEN INS CO	39950	FOREIGN	43,390,957	4,795,603	38,595,352	3,723,411
METROPOLITAN GRP PROP & CAS INS CO	34339	FOREIGN	695,724,945	282,004,814	413,720,131	10,729
METROPOLITAN PROP & CAS INS CO	26298	FOREIGN	5,630,703,169	3,359,613,893	2,271,089,276	4,053,534
MGA INS CO INC	40150	FOREIGN	263,897,601	160,592,493	103,305,108	66,053,729
MGIC ASSUR CORP GEN ACCOUNT	22594	FOREIGN	13,432,318	1,878,483	11,553,835	0
MGIC IND CORP	18740	FOREIGN	140,014,573	50,089,919	89,924,654	2,274,849
MIC GEN INS CORP	38660	FOREIGN	37,355,607	20,094,705	17,260,902	0
MIC PROP & CAS INS CORP	38601	FOREIGN	93,778,186	38,902,471	54,875,715	8,543,399
MICHIGAN COMMERCIAL INS MUT	10998	FOREIGN	75,402,710	57,793,069	17,609,641	12,848,491
MID CENTURY INS CO	21687	FOREIGN	3,980,551,857	2,927,801,024	1,052,750,833	44,399
MID CONTINENT ASSUR CO	15380	FOREIGN	20,379,698	255,346	20,124,352	0
MID CONTINENT CAS CO	23418	FOREIGN	499,830,821	348,812,760	151,018,061	6,998,000
MID CONTINENT EXCESS AND SURPLUS INS	13794	FOREIGN	17,796,802	8,334	17,788,468	189,141
MIDDLESEX INS CO	23434	FOREIGN	717,686,455	470,869,299	246,817,156	3,235,024
MIDVALE IND CO	27138	FOREIGN	12,103,313	-1,016,318	13,119,631	720,953
MIDWEST EMPLOYERS CAS CO	23612	FOREIGN	155,725,033	49,617,428	106,107,604	5,400,556
MINNESOTA LAWYERS MUT INS CO	42234	FOREIGN	176,780,228	87,816,779	88,963,449	0
MISSISSIPPI FARM BUREAU CAS INS CO	27669	FOREIGN	426,243,446	150,432,955	275,810,491	535,287
MITSUI SUMITOMO INS CO OF AMER	20362	FOREIGN	929,646,994	581,470,897	348,176,097	5,548,692
MITSUI SUMITOMO INS USA INC	22551	FOREIGN	135,037,009	71,117,484	63,919,525	6,359,849
MMIC RRG INC	14062	FOREIGN	703,582	146,723	556,859	0
MODERN USA INS CO	12957	DOMESTIC	50,155,349	30,076,603	20,078,746	44,573,732
MONARCH NATL INS CO	15715	DOMESTIC	41,357,858	10,826,729	30,531,129	13,112,834
MONROE GUAR INS CO	32506	FOREIGN	51,522,294	-1,562,423	53,084,717	26,801,094
MONTGOMERY MUT INS CO	14613	FOREIGN	53,597,312	1,901,101	51,696,213	0
MORTGAGE GUAR INS CORP	29858	FOREIGN	4,475,661,514	2,970,932,327	1,504,729,187	66,105,932
MOTORS INS CORP	22012	FOREIGN	2,037,991,393	1,292,530,738	745,460,655	31,317,254
MOUNT VERNON FIRE INS CO	26522	FOREIGN	642,998,577	197,604,691	445,393,888	27,551,632
MOUNTAIN LAKE RRG INC	13812	FOREIGN	1,610,823	472,915	1,138,083	0
MOUNTAIN LAUREL RRG INC	11547	FOREIGN	18,731,429	12,666,989	6,064,440	0
MSA INS CO	11066	FOREIGN	18,616,022	177,854	18,438,168	6,914,562
MT HAWLEY INS CO	37974	FOREIGN	884,618,172	432,116,401	452,501,771	40,411,570
MUNICH REINS AMER INC	10227	FOREIGN	17,710,281,113	12,890,747,126	4,819,533,987	0
MUNICIPAL ASSUR COR	13559	FOREIGN	1,104,819,451	617,872,955	486,946,496	82,584
NASW RRG INC	14366	FOREIGN	13,937,954	3,848,139	10,089,815	325,371

SOURCE: NAIC ANNUAL STATEMENT – EXH. OF ASSETS; EXH. OF LIABILITIES, SURPLUS AND OTHER FUNDS; STATE PAGE

AUTHORIZED FLORIDA INSURER FINANCIAL ABSTRACTS, BY NAIC STATEMENT TYPE

CALENDAR YEAR 2016

PURSUANT TO SECTION 624.315(1)(a), F.S.

COMPANY	NAIC COMPANY CODE	DOMICILE	NET ADMITTED ASSETS (\$)	LIABILITIES (\$)	CAPITAL AND SURPLUS (\$)	FL DIRECT PREMIUMS WRITTEN (\$)
PROPERTY AND CASUALTY, TOTAL FLORIDA DIRECT PREMIUMS WRITTEN: \$47,011,714,401						
NATIONAL AMER INS CO	23663	FOREIGN	194,379,817	126,280,004	68,099,813	898,978
NATIONAL AMER INS CO OF CA	23671	FOREIGN	27,196,728	18,479,699	8,717,029	0
NATIONAL ASSISTED LIVING RRG INC	11806	FOREIGN	8,005,267	3,746,230	4,259,036	1,609,688
NATIONAL BUILDERS INS CO	16632	FOREIGN	86,135,410	57,163,334	28,972,076	22,254,517
NATIONAL CAS CO	11991	FOREIGN	487,070,932	348,984,452	138,086,480	59,137,989
NATIONAL CONTINENTAL INS CO	10243	FOREIGN	135,121,544	71,082,576	64,038,968	0
NATIONAL FIRE & IND EXCH	15679	FOREIGN	10,695,111	4,890,330	5,804,781	1,003,330
NATIONAL FIRE & MARINE INS CO	20079	FOREIGN	8,875,161,458	3,359,482,796	5,515,678,662	103,272,316
NATIONAL FIRE INS CO OF HARTFORD	20478	FOREIGN	120,522,438	5,130,179	115,392,259	19,408,508
NATIONAL GEN ASSUR CO	42447	FOREIGN	39,739,110	22,719,802	17,019,308	5,602,698
NATIONAL GEN INS CO	23728	FOREIGN	54,482,804	29,163,363	25,319,440	97,212
NATIONAL GENERAL INS ONLINE INC	11044	FOREIGN	45,498,553	34,159,240	11,339,313	10,237,002
NATIONAL GUARDIAN RRG INC	36072	FOREIGN	12,805,861	6,378,252	6,427,609	0
NATIONAL HOME INS CO RRG	44016	FOREIGN	17,096,433	9,681,197	7,415,236	0
NATIONAL IND CO	20087	FOREIGN	178,623,327,600	77,337,421,540	101,285,906,060	120,336
NATIONAL IND CO OF THE SOUTH	42137	FOREIGN	378,498,869	180,153,613	198,345,256	55,779,333
NATIONAL INDEPENDENT TRUCKERS IC RRG	11197	FOREIGN	13,974,829	6,121,902	7,852,927	2,494,177
NATIONAL INTERSTATE INS CO	32620	FOREIGN	1,286,548,943	949,583,395	336,965,548	20,221,010
NATIONAL LIAB & FIRE INS CO	20052	FOREIGN	2,605,368,509	1,478,746,368	1,126,622,141	39,708,931
NATIONAL MEDICAL PROFESSIONAL RRG IN	12529	FOREIGN	3,099,608	580,567	2,519,043	1,122
NATIONAL MORTGAGE INS CORP	13695	FOREIGN	634,838,622	247,801,192	387,037,430	6,246,992
NATIONAL PUBLIC FINANCE GUAR CORP	23825	FOREIGN	4,355,203,051	1,624,364,396	2,730,838,655	870,785
NATIONAL SECURITY FIRE & CAS CO	12114	FOREIGN	75,664,706	40,422,502	35,242,206	0
NATIONAL SPECIALTY INS CO	22608	FOREIGN	86,550,499	37,660,346	48,890,153	38,940,649
NATIONAL SURETY CORP	21881	FOREIGN	133,015,991	61,499,881	71,516,110	9,823,336
NATIONAL TRUST INS CO	20141	FOREIGN	36,562,254	-818,282	37,380,536	67,538,448
NATIONAL UNION FIRE INS CO OF PITTS	19445	FOREIGN	26,517,335,821	20,549,926,673	5,967,409,148	186,281,816
NATIONWIDE AFFINITY CO OF AMER	26093	FOREIGN	409,202,745	396,464,205	12,738,540	-460
NATIONWIDE AGRIBUSINESS INS CO	28223	FOREIGN	586,794,503	516,453,399	70,341,104	6,436,973
NATIONWIDE ASSUR CO	10723	FOREIGN	145,162,092	83,116,980	62,045,112	0
NATIONWIDE GEN INS CO	23760	FOREIGN	435,223,096	412,155,911	23,067,185	0
NATIONWIDE INS CO OF AMER	25453	FOREIGN	449,941,739	296,367,128	153,574,611	124,210,192
NATIONWIDE INS CO OF FL	10948	FOREIGN	51,036,050	17,485,373	33,550,677	41,444,687
NATIONWIDE MUT FIRE INS CO	23779	FOREIGN	6,121,629,237	3,450,007,702	2,671,621,535	13,755,216
NATIONWIDE MUT INS CO	23787	FOREIGN	37,185,212,855	24,494,875,046	12,690,337,809	16,662,987
NATIONWIDE PROP & CAS INS CO	37877	FOREIGN	662,826,032	617,063,923	45,762,109	-2,366
NAU COUNTRY INS CO	25240	FOREIGN	1,342,316,168	1,005,069,211	337,246,957	10,729,084
NAUTILUS INS CO	17370	FOREIGN	270,218,759	106,640,589	163,578,169	54,454,709
NAVIGATORS INS CO	42307	FOREIGN	2,808,119,132	1,781,300,380	1,026,818,752	21,121,211
NAVIGATORS SPECIALTY INS CO	36056	FOREIGN	169,410,320	30,393,049	139,017,271	18,865,420
NCMIC INS CO	15865	FOREIGN	732,655,730	440,275,469	292,380,261	1,045,907
NCMIC RRG INC	14130	FOREIGN	7,321,295	3,072,843	4,248,452	4,634,845
NEW ENGLAND INS CO	21830	FOREIGN	19,242,831	1,787,083	17,455,748	0
NEW ENGLAND REINS CORP	41629	FOREIGN	38,243,314	1,361,651	36,881,663	0
NEW HAMPSHIRE INS CO	23841	FOREIGN	204,198,270	28,493,081	175,705,189	72,543,491
NEW HOME WARRANTY INS CO A RRG	13792	FOREIGN	21,377,194	14,801,789	6,575,405	1,934,177
NEW JERSEY RE INS CO	35432	FOREIGN	548,560,259	135,798,273	412,761,987	0
NEW YORK MARINE & GEN INS CO	16608	FOREIGN	1,277,932,740	922,567,231	355,365,508	32,988,601
NGM INS CO	14788	DOMESTIC	2,468,023,160	1,428,616,097	1,039,407,063	5,902,731
NOETIC SPECIALTY INS CO	17400	FOREIGN	120,303,839	45,749,118	74,554,721	735,944
NORCAL MUT INS CO	33200	FOREIGN	1,562,059,633	856,954,475	705,105,158	15,538,266
NORCAL SPECIALTY INS CO	35114	FOREIGN	58,709,926	14,650,290	44,059,636	1,388,659
NORGUARD INS CO	31470	FOREIGN	760,653,411	562,258,709	198,394,702	57,374,755

SOURCE: NAIC ANNUAL STATEMENT – EXH. OF ASSETS; EXH. OF LIABILITIES, SURPLUS AND OTHER FUNDS; STATE PAGE

AUTHORIZED FLORIDA INSURER FINANCIAL ABSTRACTS, BY NAIC STATEMENT TYPE

CALENDAR YEAR 2016

PURSUANT TO SECTION 624.315(1)(a), F.S.

COMPANY	NAIC COMPANY CODE	DOMICILE	NET ADMITTED ASSETS (\$)	LIABILITIES (\$)	CAPITAL AND SURPLUS (\$)	FL DIRECT PREMIUMS WRITTEN (\$)
PROPERTY AND CASUALTY, TOTAL FLORIDA DIRECT PREMIUMS WRITTEN: \$47,011,714,401						
NORMANDY INS CO	13012	DOMESTIC	41,916,098	30,943,017	10,973,081	31,566,650
NORTH AMER CAPACITY INS CO	25038	FOREIGN	141,251,699	92,848,892	48,402,807	9,188,946
NORTH AMER ELITE INS CO	29700	FOREIGN	133,984,838	92,675,628	41,309,210	4,381,806
NORTH AMER SPECIALTY INS CO	29874	FOREIGN	488,064,028	174,423,498	313,640,530	11,807,688
NORTH LIGHT SPECIALTY INS CO	13167	FOREIGN	90,436,777	37,369,789	53,066,988	0
NORTH POINTE INS CO	27740	FOREIGN	19,083,324	5,076,032	14,007,292	281,572
NORTH RIVER INS CO	21105	FOREIGN	1,051,367,095	766,414,237	284,952,858	22,598,788
NORTHFIELD INS CO	27987	FOREIGN	387,976,784	262,643,681	125,333,103	5,344,266
NORTHLAND CAS CO	24031	FOREIGN	108,750,345	70,588,682	38,161,663	0
NORTHLAND INS CO	24015	FOREIGN	1,176,903,365	641,799,934	535,103,431	12,467,823
NOVA CAS CO	42552	FOREIGN	95,857,001	49,845	95,807,156	6,392,861
NUTMEG INS CO	39608	FOREIGN	825,378,897	243,904,764	581,474,133	0
OAK RIVER INS CO	34630	FOREIGN	665,625,166	435,582,332	230,042,834	7,247,660
OAKWOOD INS CO	31208	FOREIGN	61,758,012	33,777,290	27,980,723	0
OBI AMER INS CO	15645	FOREIGN	15,336,937	35,738	15,301,199	0
OBI NATL INS CO	14190	FOREIGN	13,157,395	22,249	13,135,146	321,955
OCCIDENTAL FIRE & CAS CO OF NC	23248	FOREIGN	602,812,300	430,121,985	172,690,315	29,446,527
OCEAN HARBOR CAS INS CO	12360	DOMESTIC	252,842,563	194,555,475	58,287,088	160,478,033
OCEANUS INS CO A RRG	12189	FOREIGN	54,902,948	47,237,054	7,665,894	1,111,972
ODYSSEY REINS CO	23680	FOREIGN	7,162,637,808	3,968,705,000	3,193,932,808	0
OHIO CAS INS CO	24074	FOREIGN	5,641,631,457	3,919,720,661	1,721,910,797	21,591,791
OHIO FARMERS INS CO	24104	FOREIGN	2,964,703,740	752,835,972	2,211,867,768	302,591
OHIO IND CO	26565	FOREIGN	151,999,923	106,444,454	45,555,469	3,592,661
OHIO SECURITY INS CO	24082	FOREIGN	15,859,101	108,207	15,750,893	79,561,173
OLD DOMINION INS CO	40231	DOMESTIC	35,483,777	71,898	35,411,879	117,884,377
OLD REPUBLIC GEN INS CORP	24139	FOREIGN	2,021,157,535	1,464,367,675	556,789,860	6,671,911
OLD REPUBLIC INS CO	24147	FOREIGN	2,813,767,678	1,706,888,065	1,106,879,613	95,343,000
OLD REPUBLIC SECURITY ASSUR CO	35424	FOREIGN	1,056,640,081	859,875,950	196,764,131	0
OLD REPUBLIC SURETY CO	40444	FOREIGN	122,947,467	58,712,565	64,234,902	4,691,189
OLD REPUBLIC UNION INS CO	31143	FOREIGN	60,496,052	8,908,105	51,587,947	262,000
OLD UNITED CAS CO	37060	FOREIGN	605,347,651	395,646,041	209,701,610	10,175,837
OLYMPUS INS CO	12954	DOMESTIC	65,029,221	34,609,032	30,420,188	132,365,611
OMEGA INS CO	38644	DOMESTIC	42,876,326	27,068,302	15,808,024	69,374,438
OMNI IND CO	34940	FOREIGN	90,035,934	81,839,804	8,196,129	1,059,359
OMNI INS CO	39098	FOREIGN	118,324,409	96,247,350	22,077,058	0
OMS NATL INS CO RRG	44121	FOREIGN	418,975,162	180,719,122	238,256,040	5,707,439
ONECIS INS CO	15385	FOREIGN	21,463,635	2,306,960	19,156,676	0
OOIDA RRG INC	10353	FOREIGN	94,217,084	71,533,672	22,683,412	6,323,263
OPHTHALMIC MUT INS CO RRG	44105	FOREIGN	281,977,102	76,167,543	205,809,559	5,478,888
ORTHOFORUM INS CO RRG	14260	FOREIGN	22,924,625	20,075,090	2,849,535	1,185,819
OWNERS INS CO	32700	FOREIGN	3,924,577,923	2,227,787,679	1,696,790,244	112,243,847
PACIFIC EMPLOYERS INS CO	22748	FOREIGN	3,774,235,596	2,454,363,318	1,319,872,278	82,828
PACIFIC IND CO	20346	FOREIGN	6,555,131,608	3,628,513,102	2,926,618,506	33,142,713
PACIFIC INS CO LTD	10046	FOREIGN	660,679,852	441,450,132	219,229,720	842,277
PACIFIC SPECIALTY INS CO	37850	FOREIGN	314,192,590	182,166,480	132,026,111	519,079
PACO ASSUR CO INC	10222	FOREIGN	68,090,051	34,799,436	33,290,615	1,664,992
PALMETTO SURETY CORP	13121	FOREIGN	13,707,847	9,183,868	4,523,979	3,967,867
PARATRANSIT INS CO MUT RRG	44130	FOREIGN	27,570,086	14,611,712	12,958,374	0
PARTNER REINS CO OF THE US	38636	FOREIGN	4,822,929,020	3,359,124,267	1,463,804,753	0
PARTNERRE AMER INS CO	11835	FOREIGN	370,944,522	254,989,719	115,954,803	3,449,943
PARTNERRE INS CO OF NY	10006	FOREIGN	125,576,284	14,237,873	111,338,411	0
PATRIOT GEN INS CO	23442	FOREIGN	25,719,469	550,562	25,168,907	3,523,513
PCH MUT INS CO INC RRG	11973	FOREIGN	6,815,299	3,774,467	3,040,832	49,844

SOURCE: NAIC ANNUAL STATEMENT – EXH. OF ASSETS; EXH. OF LIABILITIES, SURPLUS AND OTHER FUNDS; STATE PAGE

AUTHORIZED FLORIDA INSURER FINANCIAL ABSTRACTS, BY NAIC STATEMENT TYPE

CALENDAR YEAR 2016

PURSUANT TO SECTION 624.315(1)(a), F.S.

COMPANY	NAIC COMPANY CODE	DOMICILE	NET ADMITTED ASSETS (\$)	LIABILITIES (\$)	CAPITAL AND SURPLUS (\$)	FL DIRECT PREMIUMS WRITTEN (\$)
PROPERTY AND CASUALTY, TOTAL FLORIDA DIRECT PREMIUMS WRITTEN: \$47,011,714,401						
PEACE CHURCH RRG INC	11846	FOREIGN	20,863,777	5,373,271	15,490,501	83,672
PEACHTREE CAS INS CO	25755	DOMESTIC	18,256,674	13,159,198	5,097,476	30,195,928
PEAK PROP & CAS INS CORP	18139	FOREIGN	46,998,734	8,028,888	38,969,846	77,860,594
PEERLESS IND INS CO	18333	FOREIGN	192,431,548	4,885,193	187,546,354	0
PEERLESS INS CO	24198	FOREIGN	13,330,782,532	9,791,896,798	3,538,885,731	12,251
PELEUS INS CO	34118	FOREIGN	102,008,701	51,513,593	50,495,108	214,015
PENN AMER INS CO	32859	FOREIGN	138,689,080	58,794,790	79,894,290	10,468,106
PENN MILLERS INS CO	14982	FOREIGN	91,894,813	50,878,700	41,016,113	381,878
PENNSYLVANIA INS CO	21962	FOREIGN	63,191,374	18,566,558	44,624,816	0
PENNSYLVANIA LUMBERMENS MUT INS	14974	FOREIGN	466,278,859	347,185,454	119,093,405	14,996,525
PENNSYLVANIA MANUFACTURERS ASSOC INS	12262	FOREIGN	929,588,206	645,860,362	283,727,844	34,291,505
PENNSYLVANIA MANUFACTURERS IND CO	41424	FOREIGN	211,349,243	136,420,414	74,928,829	2,321,418
PENNSYLVANIA NATL MUT CAS INS CO	14990	FOREIGN	1,279,710,567	667,756,839	611,953,728	482,235
PEOPLES TRUST INS CO	13125	DOMESTIC	217,036,375	165,128,660	51,907,715	266,552,943
PERMANENT GEN ASSUR CORP	37648	FOREIGN	417,927,019	285,952,220	131,974,799	41,717,932
PETROLEUM CAS CO	12297	FOREIGN	34,186,763	10,147,141	24,039,622	-69,390
PHARMACISTS MUT INS CO	13714	FOREIGN	291,129,828	175,890,053	115,239,775	1,465,965
PHILADELPHIA IND INS CO	18058	FOREIGN	8,081,000,333	5,809,503,620	2,271,496,712	192,084,378
PHOENIX INS CO	25623	FOREIGN	4,184,070,936	2,465,675,561	1,718,395,376	43,205,069
PHYSICIANS CAS RRG INC	13995	FOREIGN	13,911,987	10,777,957	3,134,027	4,632,326
PHYSICIANS IND RRG	12746	FOREIGN	5,880,691	4,137,250	1,743,441	2,628,802
PHYSICIANS INS CO	11588	DOMESTIC	13,838,664	7,531,988	6,306,676	6,170,950
PHYSICIANS PROFESSIONAL LIAB RRG	11514	FOREIGN	36,165,227	17,392,505	18,772,722	4,420,916
PHYSICIANS SPECIALTY LTD RRG	11513	FOREIGN	11,871,935	6,237,558	5,634,377	0
PLANS LIAB INS CO	26794	FOREIGN	73,334,587	40,768,328	32,566,259	0
PLATEAU CAS INS CO	10817	FOREIGN	44,477,130	24,354,032	20,123,098	2,417,601
PLATTE RIVER INS CO	18619	FOREIGN	140,046,252	96,677,810	43,368,442	3,265,434
PLAZA INS CO	30945	FOREIGN	69,869,414	42,606,925	27,262,489	11,040,665
PODIATRY INS CO OF AMER	14460	FOREIGN	300,975,336	180,749,450	120,225,886	5,518,066
PONCE DE LEON LTC RRG INC	11809	DOMESTIC	5,960,101	1,546,353	4,413,748	265,495
PRAETORIAN INS CO	37257	FOREIGN	492,016,349	265,228,953	226,787,396	58,711,390
PREFERRED CONTRACTORS INS CO RRG LLC	12497	FOREIGN	105,328,428	95,293,459	10,034,969	2,358,798
PREFERRED PHYSICIANS MEDICAL RRG A M	44083	FOREIGN	221,499,687	90,514,899	130,984,788	2,057,737
PREFERRED PROFESSIONAL INS CO	36234	FOREIGN	325,640,507	155,463,536	170,176,971	524,047
PREMIER GRP INS CO INC	10800	FOREIGN	55,400,884	20,404,545	34,996,339	2,915,360
PREPARED INS CO	13687	DOMESTIC	58,262,535	38,157,307	20,105,228	61,320,753
PRIME INS CO	12588	FOREIGN	82,258,711	40,769,654	41,489,057	3,551,766
PRIME PROP & CAS INS INC	14371	FOREIGN	25,612,541	13,300,110	12,312,431	4,165,200
PRINCETON EXCESS & SURPLUS LINES INS	10786	FOREIGN	155,209,968	89,686,839	65,523,129	24,246,857
PRIVILEGE UNDERWRITERS RECP EXCH	12873	DOMESTIC	410,796,667	253,706,325	157,090,342	114,967,561
PROASSURANCE AMER MUT A RRG	15647	FOREIGN	10,736,577	515,201	10,221,376	3,196
PROASSURANCE CAS CO	38954	FOREIGN	1,092,912,418	686,066,902	406,845,516	15,777,115
PROASSURANCE IND CO INC	33391	FOREIGN	1,247,230,903	782,477,123	464,753,780	1,354,478
PROASSURANCE SPECIALTY INS CO	10179	FOREIGN	50,394,999	19,966,675	30,428,324	5,110,140
PROBUILDERS SPECIALTY INS CO RRG	11671	FOREIGN	13,024,859	580,193	12,444,666	0
PRODUCERS AGRICULTURE INS CO	34312	FOREIGN	377,872,127	316,534,168	61,337,959	1,774,814
PROFESSIONAL SECURITY INS CO	11811	FOREIGN	82,179,973	14,081,275	68,098,698	3,262,088
PROFESSIONALS ADVOCATE INS CO	29017	FOREIGN	136,792,227	28,093,676	108,698,551	0
PROGRESSIVE ADVANCED INS CO	11851	FOREIGN	467,638,855	268,655,529	198,983,326	0
PROGRESSIVE AMER INS CO	24252	FOREIGN	493,843,386	284,515,902	209,327,484	1,418,901,641
PROGRESSIVE BAYSIDE INS CO	17350	FOREIGN	127,156,891	90,251,812	36,905,079	0
PROGRESSIVE CAS INS CO	24260	FOREIGN	6,967,107,398	5,148,217,049	1,818,890,349	3,311
PROGRESSIVE DIRECT INS CO	16322	FOREIGN	6,727,474,907	4,662,115,010	2,065,359,897	0

SOURCE: NAIC ANNUAL STATEMENT – EXH. OF ASSETS; EXH. OF LIABILITIES, SURPLUS AND OTHER FUNDS; STATE PAGE

AUTHORIZED FLORIDA INSURER FINANCIAL ABSTRACTS, BY NAIC STATEMENT TYPE

CALENDAR YEAR 2016

PURSUANT TO SECTION 624.315(1)(a), F.S.

COMPANY	NAIC COMPANY CODE	DOMICILE	NET ADMITTED ASSETS (\$)	LIABILITIES (\$)	CAPITAL AND SURPLUS (\$)	FL DIRECT PREMIUMS WRITTEN (\$)
PROPERTY AND CASUALTY, TOTAL FLORIDA DIRECT PREMIUMS WRITTEN: \$47,011,714,401						
PROGRESSIVE EXPRESS INS CO	10193	FOREIGN	222,155,796	152,131,052	70,024,744	426,647,539
PROGRESSIVE PROP INS CO	13038	DOMESTIC	97,193,147	55,360,534	41,832,613	109,030,067
PROGRESSIVE SELECT INS CO	10192	FOREIGN	686,644,673	487,960,747	198,683,926	1,146,629,790
PROGRESSIVE SOUTHEASTERN INS CO	38784	FOREIGN	179,886,055	113,333,529	66,552,526	0
PROGRESSIVE SPECIALTY INS CO	32786	FOREIGN	943,046,635	679,615,558	263,431,077	0
PROPERTY & CAS INS CO OF HARTFORD	34690	FOREIGN	249,662,410	131,439,675	118,222,735	31,206,148
PROSELECT INS CO	10638	FOREIGN	83,084,522	58,608,063	24,476,459	0
PROTECTIVE INS CO	12416	FOREIGN	785,370,653	387,381,032	397,989,621	14,931,013
PROTECTIVE PROP & CAS INS CO	35769	FOREIGN	377,763,638	209,146,207	168,617,431	11,716,549
PROVIDENCE WASHINGTON INS CO	24295	FOREIGN	188,433,818	131,703,991	56,729,827	0
PUBLIC SERV INS CO	15059	FOREIGN	295,096,916	266,832,069	28,264,847	-24,771
PURE INS CO	13204	DOMESTIC	290,606,842	135,524,839	155,082,003	0
QBE INS CORP	39217	FOREIGN	2,324,967,879	1,576,023,326	748,944,553	87,150,359
QBE REINS CORP	10219	FOREIGN	1,171,085,174	307,491,785	863,593,389	0
QBE SPECIALTY INS CO	11515	FOREIGN	363,006,803	237,676,206	125,330,597	120,794,944
RADIANT GUAR INC	33790	FOREIGN	3,900,132,081	2,550,456,680	1,349,675,401	68,855,531
RADIANT MORTGAGE ASSUR INC	30872	FOREIGN	8,643,468	20,135	8,623,333	0
REGENT INS CO	24449	FOREIGN	34,951,341	3,091,409	31,859,932	682,934
RELIAMAX SURETY CO	12623	FOREIGN	62,683,048	42,591,955	20,091,092	40,230
RENAISSANCE REINS US INC	10357	FOREIGN	1,492,763,536	969,423,951	523,339,585	0
REPUBLIC IND CO OF AMER	22179	FOREIGN	2,300,334,614	1,767,998,583	532,336,031	0
REPUBLIC MORT ASSUR CO	32174	DOMESTIC	23,313,880	14,363,461	8,950,419	0
REPUBLIC MORTGAGE GUAR INS CORP	31275	FOREIGN	157,589,985	138,044,947	19,545,038	0
REPUBLIC MORTGAGE INS CO	28452	FOREIGN	652,423,358	601,216,941	51,206,417	10,332,409
REPUBLIC VANGUARD INS CO	40479	FOREIGN	24,893,538	178,542	24,714,996	2,850,224
RESPONSE INS CO	43044	FOREIGN	38,536,857	2,634,134	35,902,723	125,850
RESPONSE WORLDWIDE DIRECT AUTO INS C	20133	FOREIGN	7,007,244	25,168	6,982,076	0
RESPONSE WORLDWIDE INS CO	26050	FOREIGN	11,399,707	31,807	11,367,900	0
RESPONSIVE AUTO INS CO	13131	DOMESTIC	24,354,626	15,280,072	9,074,554	23,458,881
RESTORATION RRG INC	12209	FOREIGN	79,109,296	47,755,879	31,353,417	902,821
RETAILFIRST INS CO	10700	DOMESTIC	303,007,977	157,965,980	145,041,997	90,854,490
RIVERPORT INS CO	36684	FOREIGN	96,397,135	54,481,469	41,915,666	73,818
RLI INS CO	13056	FOREIGN	1,753,351,921	893,375,721	859,976,200	43,219,881
ROCHE SURETY & CAS CO INC	42706	DOMESTIC	23,988,033	14,503,289	9,484,744	1,182,073
ROCKHILL INS CO	28053	FOREIGN	155,241,543	66,042,647	89,198,896	81,398,304
ROCKINGHAM CAS CO	42595	FOREIGN	30,724,994	1,577,874	29,147,120	808,642
ROCKWOOD CAS INS CO	35505	FOREIGN	248,573,997	161,556,899	87,017,098	23,880
ROMULUS INS RRG INC	15744	FOREIGN	2,299,241	633,134	1,666,107	0
RPX RRG INC	14135	FOREIGN	4,856,111	646,380	4,209,731	0
RSUI IND CO	22314	FOREIGN	3,401,650,967	1,872,367,789	1,529,283,178	14,499,335
RURAL COMM INS CO	39039	FOREIGN	1,753,728,360	1,486,734,277	266,994,083	5,373,586
RVI AMER INS CO	23132	FOREIGN	106,616,031	35,098,060	71,517,971	500
SAFE HARBOR INS CO	12563	DOMESTIC	78,568,940	51,933,992	26,634,947	69,465,153
SAFECO INS CO OF AMER	24740	FOREIGN	4,485,053,022	2,987,188,549	1,497,864,470	15,813,760
SAFECO INS CO OF IL	39012	FOREIGN	190,512,493	6,922,215	183,590,279	268,580,627
SAFECO NATL INS CO	24759	FOREIGN	15,090,018	405,285	14,684,732	0
SAFEPOINT INS CO	15341	DOMESTIC	138,959,852	89,286,273	49,673,579	116,061,189
SAFETY FIRST INS CO	11123	FOREIGN	71,737,285	4,100,746	67,636,539	128,055
SAFETY NATL CAS CORP	15105	FOREIGN	6,450,443,409	4,637,862,915	1,812,580,494	28,965,174
SAFETY SPECIALTY INS CO	13815	FOREIGN	68,959,914	1,328,558	67,631,356	0
SAFEWAY INS CO	12521	FOREIGN	468,266,012	180,340,499	287,925,513	0
SAGAMORE INS CO	40460	FOREIGN	157,825,177	28,761,451	129,063,726	81,926
SAMARITAN RRG INC	12511	FOREIGN	35,505,059	16,466,163	19,038,896	9,443,506

SOURCE: NAIC ANNUAL STATEMENT – EXH. OF ASSETS; EXH. OF LIABILITIES, SURPLUS AND OTHER FUNDS; STATE PAGE

AUTHORIZED FLORIDA INSURER FINANCIAL ABSTRACTS, BY NAIC STATEMENT TYPE

CALENDAR YEAR 2016

PURSUANT TO SECTION 624.315(1)(a), F.S.

COMPANY	NAIC COMPANY CODE	DOMICILE	NET ADMITTED ASSETS (\$)	LIABILITIES (\$)	CAPITAL AND SURPLUS (\$)	FL DIRECT PREMIUMS WRITTEN (\$)
PROPERTY AND CASUALTY, TOTAL FLORIDA DIRECT PREMIUMS WRITTEN: \$47,011,714,401						
SAMSUNG FIRE & MARINE INS CO LTD	38300	FOREIGN	273,793,286	202,252,756	71,540,530	503,649
SAN FRANCISCO REINS CO	21911	FOREIGN	3,539,797,746	2,925,932,015	613,865,731	0
SAVERS PROP & CAS INS CO	16551	FOREIGN	58,677,478	786,599	57,890,879	148,800
SAWGRASS MUTUAL INS CO	13619	DOMESTIC	32,579,654	18,762,979	13,816,675	33,187,838
SCOR REINS CO	30058	FOREIGN	3,163,123,539	2,060,255,132	1,102,868,407	0
SCOTTSDALE IND CO	15580	FOREIGN	88,742,686	49,918,406	38,824,280	14,623,195
SCOTTSDALE INS CO	41297	FOREIGN	2,683,325,113	1,908,044,931	775,280,182	186,822,289
SCRUBS MUT ASSUR CO RRG	12988	FOREIGN	12,120,809	9,219,735	2,901,071	164,435
SEABRIGHT INS CO	15563	FOREIGN	29,557,017	3,302,730	26,254,287	150
SEAVIEW INS CO	10004	FOREIGN	23,656,203	10,373,523	13,282,680	0
SECURIAN CAS CO	10054	FOREIGN	275,760,796	155,660,792	120,100,004	18,025,137
SECURITY AMER RRG INC	11267	FOREIGN	4,283,864	2,861,551	1,422,313	79,643
SECURITY FIRST INS CO	10117	DOMESTIC	261,096,954	189,703,542	71,393,412	360,519,222
SECURITY NATL INS CO	33120	DOMESTIC	111,004,876	75,552,530	35,452,346	218,443,275
SECURITY NATL INS CO	19879	FOREIGN	1,204,877,995	987,716,203	217,161,792	23,946,710
SELECT INS CO	22233	FOREIGN	78,476,462	389,642	78,086,820	0
SELECTIVE INS CO OF THE SOUTHEAST	39926	FOREIGN	490,749,738	381,701,966	109,047,772	32,122,599
SENECA INS CO INC	10936	FOREIGN	194,129,597	52,902,007	141,227,590	2,477,881
SENECA SPECIALTY INS CO	10729	FOREIGN	51,381,933	880,261	50,501,672	12,028,511
SENTINEL INS CO LTD	11000	FOREIGN	260,994,596	78,445,420	182,549,176	33,191,131
SENTRUITY CAS CO	12870	FOREIGN	192,249,106	144,283,939	47,965,167	14,662
SENTRY CAS CO	28460	FOREIGN	296,164,831	224,387,916	71,776,914	3,437,006
SENTRY INS A MUT CO	24988	FOREIGN	7,587,291,179	2,863,778,155	4,723,513,024	12,558,518
SENTRY SELECT INS CO	21180	FOREIGN	706,950,590	475,567,168	231,383,422	42,045,642
SERVICE INS CO	36560	DOMESTIC	49,448,690	7,666,973	41,781,717	26,704,182
SEVEN SEAS INS CO INC	37672	DOMESTIC	21,880,703	2,412,701	19,468,002	19,043,275
SFM MUT INS CO	11347	FOREIGN	574,318,631	438,219,515	136,099,116	107,934
SIRIUS AMER INS CO	38776	FOREIGN	1,395,066,346	850,761,372	544,304,975	715,138
SOMPO JAPAN FIRE & MAR INS CO AMER	38997	FOREIGN	78,503,022	4,523,202	73,979,820	0
SOMPO JAPAN INS CO OF AMER	11126	FOREIGN	1,229,521,502	670,786,282	558,735,221	7,535,463
SOUTHERN FARM BUREAU CAS INS CO	18325	FOREIGN	2,161,621,215	874,185,224	1,287,435,991	0
SOUTHERN FARM BUREAU PROP	10058	FOREIGN	56,351,431	214,970	56,136,461	0
SOUTHERN FIDELITY INS CO INC	10136	DOMESTIC	192,485,326	106,196,409	86,288,917	84,390,396
SOUTHERN FIDELITY PROP & CAS INC	14166	DOMESTIC	107,612,626	74,352,857	33,259,769	94,668,556
SOUTHERN INS CO	19216	FOREIGN	38,645,421	9,534,931	29,110,490	1,670
SOUTHERN OAK INS CO	12247	DOMESTIC	115,347,267	61,087,942	54,259,325	91,013,387
SOUTHERN OWNERS INS CO	10190	FOREIGN	739,281,579	507,063,532	232,218,047	344,671,872
SOUTHWEST MARINE & GEN INS CO	12294	FOREIGN	119,395,658	57,926,999	61,468,659	14,915
SPARTA INS CO	20613	FOREIGN	305,306,120	232,478,408	72,827,712	3,551
SPIRIT COMMERCIAL AUTO RRG INC	14207	FOREIGN	93,465,156	80,129,607	13,335,549	4,561,415
SPIRIT MOUNTAIN INS CO RRG INC	10754	FOREIGN	6,602,926	2,866,344	3,736,582	157,420
ST JOHNS INS CO INC	11844	DOMESTIC	124,768,381	73,243,891	51,524,490	249,457,778
ST PAUL FIRE & MARINE INS CO	24767	FOREIGN	18,558,671,505	13,000,440,163	5,558,231,343	16,476,577
ST PAUL GUARDIAN INS CO	24775	FOREIGN	74,806,258	50,516,066	24,290,192	18,452
ST PAUL MERCURY INS CO	24791	FOREIGN	331,489,487	210,198,948	121,290,539	1,862,514
ST PAUL PROTECTIVE INS CO	19224	FOREIGN	513,737,446	290,934,968	222,802,478	806,136
ST PAUL SURPLUS LINES INS CO	30481	FOREIGN	648,127,522	455,223,562	192,903,960	1,268,604
STANDARD FIRE INS CO	19070	FOREIGN	3,679,128,192	2,477,306,490	1,201,821,702	257,774,177
STANDARD GUAR INS CO	42986	FOREIGN	350,741,721	207,429,888	143,311,833	-117,063
STAR & SHIELD INS EXCH	13621	DOMESTIC	9,853,176	5,672,065	4,181,111	13,288,899
STAR CAS INS CO	32387	DOMESTIC	11,939,470	7,896,435	4,043,035	8,306,470
STAR INS CO	18023	FOREIGN	1,915,390,185	1,407,064,678	508,325,507	13,171,230
STARNET INS CO	40045	FOREIGN	239,217,622	122,770,485	116,447,137	10,677,819

SOURCE: NAIC ANNUAL STATEMENT – EXH. OF ASSETS; EXH. OF LIABILITIES, SURPLUS AND OTHER FUNDS; STATE PAGE

AUTHORIZED FLORIDA INSURER FINANCIAL ABSTRACTS, BY NAIC STATEMENT TYPE

CALENDAR YEAR 2016

PURSUANT TO SECTION 624.315(1)(a), F.S.

COMPANY	NAIC COMPANY CODE	DOMICILE	NET ADMITTED ASSETS (\$)	LIABILITIES (\$)	CAPITAL AND SURPLUS (\$)	FL DIRECT PREMIUMS WRITTEN (\$)
PROPERTY AND CASUALTY, TOTAL FLORIDA DIRECT PREMIUMS WRITTEN: \$47,011,714,401						
STARR IND & LIAB CO	38318	FOREIGN	4,442,324,605	2,519,862,213	1,922,462,392	78,598,727
STARR SURPLUS LINES INS CO	13604	FOREIGN	375,974,854	261,625,637	114,349,217	26,215,125
STARSTONE NATL INS CO	25496	FOREIGN	379,303,636	285,168,842	94,134,794	17,134,916
STARSTONE SPECIALTY INS CO	44776	FOREIGN	189,962,219	80,542,722	109,419,497	10,049,821
STATE AUTO PROP & CAS INS CO	25127	FOREIGN	2,482,632,411	1,800,108,241	682,524,170	225,885
STATE AUTOMOBILE MUT INS CO	25135	FOREIGN	2,461,059,714	1,638,507,472	822,552,242	210,132
STATE FARM FIRE & CAS CO	25143	FOREIGN	38,352,517,909	21,997,797,052	16,354,720,857	63,556,420
STATE FARM FL INS CO	10739	DOMESTIC	2,096,020,078	1,012,363,521	1,083,656,557	669,924,873
STATE FARM GEN INS CO	25151	FOREIGN	7,112,139,093	3,036,113,537	4,076,025,556	700
STATE FARM MUT AUTO INS CO	25178	FOREIGN	147,697,211,254	60,123,313,999	87,573,897,256	2,836,299,604
STATE NATL INS CO INC	12831	FOREIGN	369,721,367	100,306,255	269,415,112	60,205,712
STATES SELF INSURERS RRG	44075	FOREIGN	26,371,557	17,668,124	8,703,433	0
STEADFAST INS CO	26387	FOREIGN	605,929,847	107,184,904	498,744,942	58,559,677
STICO MUT INS CO RRG	10476	FOREIGN	22,215,976	10,350,342	11,865,636	41,416
STILLWATER INS CO	25180	FOREIGN	363,054,749	177,047,061	186,007,688	3,830,372
STILLWATER PROP & CAS INS CO	16578	FOREIGN	128,338,636	7,937,790	120,400,846	13,413,964
STONINGTON INS CO	10340	FOREIGN	15,263,646	1,053,156	14,210,490	564,839
STRATFORD INS CO	40436	FOREIGN	145,642,558	60,811,817	84,830,741	672,420
SU INS CO	10130	FOREIGN	23,214,271	10,351,490	12,862,781	0
SUECIA INS CO	39187	FOREIGN	45,735,816	24,138,419	21,597,397	0
SUN SURETY INS CO	10909	FOREIGN	20,383,416	10,554,593	9,828,823	439,245
SUNLAND RRG INC	14026	FOREIGN	4,150,598	2,856,693	1,293,905	1,364,547
SUNZ INS CO	34762	DOMESTIC	125,755,599	105,492,820	20,262,779	21,263,487
SURETEC INS CO	10916	FOREIGN	227,898,290	133,403,503	94,494,787	2,306,665
SUSSEX INS CO	12157	FOREIGN	658,714,857	527,997,581	130,717,276	4,338,800
SWISS REINS AMER CORP	25364	FOREIGN	12,927,241,287	9,574,945,393	3,352,295,894	0
SYNERGY INS CO	12773	FOREIGN	62,709,608	39,608,591	23,101,017	43,130
T H E INS CO	12866	FOREIGN	204,936,112	152,638,466	52,297,645	12,242,080
TDC SPECIALTY INS CO	34487	FOREIGN	78,170,796	25,578,148	52,592,648	737,309
TEACHERS INS CO	22683	FOREIGN	347,723,585	196,621,926	151,101,659	2,412,323
TECHNOLOGY INS CO INC	42376	FOREIGN	2,349,954,235	1,772,833,492	577,120,743	141,026,564
TERRA INS CO RRG	10113	FOREIGN	29,801,692	11,471,870	18,329,822	0
TERRAFIRMA RRG LLC	14395	FOREIGN	6,486,613	1,840,859	4,645,754	7,937
TEXAS FARMERS INS CO	21695	FOREIGN	320,466,065	232,895,407	87,570,658	0
TEXAS MEDICAL INS CO	10393	FOREIGN	54,284,596	22,198,447	32,086,149	0
THE BAR PLAN MUT INS CO	29513	FOREIGN	43,597,382	26,036,065	17,561,317	48,276
THE CINCINNATI CAS CO	28665	FOREIGN	408,281,041	48,382,266	359,898,775	645,259
THE CINCINNATI IND CO	23280	FOREIGN	130,336,161	37,156,801	93,179,360	24,012,076
THE CINCINNATI INS CO	10677	FOREIGN	12,092,696,643	7,406,735,128	4,685,961,515	38,162,170
THE CINCINNATI SPECIALTY UNDERWRITER	13037	FOREIGN	719,228,554	347,126,984	372,101,570	8,179,304
THE DOCTORS CO RRG A RECIP EXCH	14347	FOREIGN	8,346,862	4,576,287	3,770,575	666,072
THE HLTHCARE UNDERWRITING CO RRG	10152	FOREIGN	139,425,488	115,974,977	23,450,511	35,154,698
THE NATL CATHOLIC RRG INC	10083	FOREIGN	66,947,057	51,490,557	15,456,500	0
THE TRAVELERS CAS CO	41769	FOREIGN	204,879,937	142,606,691	62,273,246	0
TIG INS CO	25534	FOREIGN	2,818,449,339	2,082,482,617	735,966,722	130,114
TITAN IND CO	13242	FOREIGN	215,662,820	69,934,644	145,728,176	4,239,385
TITAN INS CO	36269	FOREIGN	111,127,457	9,645,035	101,482,422	1,089,572
TITLE INDUSTRY ASSUR CO RRG	10084	FOREIGN	7,060,919	2,081,155	4,979,764	180,895
TNUS INS CO	32301	FOREIGN	65,195,385	8,616,300	56,579,085	186,316
TOA RE INS CO OF AMER	42439	FOREIGN	1,775,216,740	1,105,949,491	669,267,249	0
TOKIO MARINE AMER INS CO	10945	FOREIGN	1,444,630,947	905,329,553	539,301,394	19,625,395
TOKIO MARINE SPECIALTY INS CO	23850	FOREIGN	569,892,225	372,290,708	197,601,518	11,407,448
TOKIO MILLENNIUM RE AG (US BRANCH)	15529	FOREIGN	1,011,744,661	816,995,250	194,749,411	0

SOURCE: NAIC ANNUAL STATEMENT – EXH. OF ASSETS; EXH. OF LIABILITIES, SURPLUS AND OTHER FUNDS; STATE PAGE

AUTHORIZED FLORIDA INSURER FINANCIAL ABSTRACTS, BY NAIC STATEMENT TYPE

CALENDAR YEAR 2016

PURSUANT TO SECTION 624.315(1)(a), F.S.

COMPANY	NAIC COMPANY CODE	DOMICILE	NET ADMITTED ASSETS (\$)	LIABILITIES (\$)	CAPITAL AND SURPLUS (\$)	FL DIRECT PREMIUMS WRITTEN (\$)
PROPERTY AND CASUALTY, TOTAL FLORIDA DIRECT PREMIUMS WRITTEN: \$47,011,714,401						
TOPA INS CO	18031	FOREIGN	184,062,357	105,376,415	78,685,942	69,465
TOWER HILL PREFERRED INS CO	29050	DOMESTIC	100,543,727	53,064,618	47,479,109	137,497,869
TOWER HILL PRIME INS CO	11027	DOMESTIC	186,984,087	96,023,655	90,960,432	281,368,393
TOWER HILL SELECT INS CO	12011	DOMESTIC	77,426,079	47,337,921	30,088,158	105,388,064
TOWER HILL SIGNATURE INS CO	12538	DOMESTIC	121,150,579	76,994,042	44,156,537	135,487,083
TOYOTA MOTOR INS CO	37621	FOREIGN	518,572,411	271,721,971	246,850,440	15,471,398
TRADERS INS CO	42749	FOREIGN	71,076,738	48,143,273	22,933,465	0
TRANS PACIFIC INS CO	41238	FOREIGN	70,963,497	18,270,186	52,693,312	1,401,472
TRANSAMERICA CAS INS CO	10952	FOREIGN	395,516,234	216,007,543	179,508,691	35,224,540
TRANSATLANTIC REINS CO	19453	FOREIGN	14,019,363,965	9,110,655,180	4,908,708,785	0
TRANSGUARD INS CO OF AMER INC	28886	FOREIGN	299,191,980	162,090,049	137,101,931	4,401,370
TRANSPORTATION INS CO	20494	FOREIGN	77,502,251	163,539	77,338,712	18,124,656
TRAVCO INS CO	28188	FOREIGN	216,428,471	147,064,363	69,364,109	0
TRAVELERS CAS & SURETY CO	19038	FOREIGN	16,564,340,144	10,078,496,703	6,485,843,440	18,072,211
TRAVELERS CAS & SURETY CO OF AMER	31194	FOREIGN	4,195,751,503	2,107,562,219	2,088,189,284	108,776,512
TRAVELERS CAS CO OF CT	36170	FOREIGN	321,495,317	231,648,746	89,846,571	0
TRAVELERS CAS INS CO OF AMER	19046	FOREIGN	1,937,020,123	1,377,012,178	560,007,945	9,261,890
TRAVELERS COMMERCIAL CAS CO	40282	FOREIGN	326,775,982	231,505,993	95,269,989	0
TRAVELERS COMMERCIAL INS CO	36137	FOREIGN	354,847,681	260,900,727	93,946,954	15,707,300
TRAVELERS EXCESS & SURPLUS LINES CO	29696	FOREIGN	208,350,331	143,815,827	64,534,504	23,243,229
TRAVELERS HOME & MARINE INS CO	27998	FOREIGN	374,851,798	264,710,005	110,141,793	92,828,861
TRAVELERS IND CO	25658	FOREIGN	21,180,359,072	14,176,892,199	7,003,466,873	47,086,764
TRAVELERS IND CO OF AMER	25666	FOREIGN	615,422,642	428,724,858	186,697,784	77,884,413
TRAVELERS IND CO OF CT	25682	FOREIGN	1,084,067,809	738,965,470	345,102,339	32,933,520
TRAVELERS PROP CAS CO OF AMER	25674	FOREIGN	837,147,237	400,260,190	436,887,046	149,947,277
TRAVELERS PROP CAS INS CO	36161	FOREIGN	253,746,709	182,651,491	71,095,217	0
TRI STATE INS CO OF MN	31003	FOREIGN	49,754,537	16,873,604	32,880,933	0
TRINITY UNIVERSAL INS CO	19887	FOREIGN	1,900,775,370	1,129,327,758	771,447,612	0
TRITON INS CO	41211	FOREIGN	426,127,909	286,665,885	139,462,024	316,936
TRIUMPHE CAS CO	41106	FOREIGN	60,947,013	40,987,316	19,959,697	2,070,387
TRUCK INS EXCH	21709	FOREIGN	2,143,563,965	1,527,890,706	615,673,259	67,383
TRUMBULL INS CO	27120	FOREIGN	226,829,477	131,323,196	95,506,281	3,120,483
TUDOR INS CO	37982	FOREIGN	263,025,826	77,767,696	185,258,130	1,730,358
TWIN CITY FIRE INS CO CO	29459	FOREIGN	675,475,171	394,213,606	281,261,565	73,234,785
TYPTAP INS CO	15885	DOMESTIC	26,583,857	1,857,123	24,726,734	2,549,924
UNION INS CO	25844	FOREIGN	137,099,564	92,312,070	44,787,494	15,416
UNITED AUTOMOBILE INS CO	35319	DOMESTIC	297,135,704	248,896,163	48,239,541	178,583,758
UNITED CAS & SURETY INS CO	36226	FOREIGN	9,149,163	2,779,395	6,369,768	23,814
UNITED CAS INS CO OF AMER	11142	FOREIGN	13,079,864	2,825,247	10,254,617	3,943,002
UNITED EDUCATORS INS RRG INC	10020	FOREIGN	903,208,122	611,960,116	291,248,006	4,884,053
UNITED FINANCIAL CAS CO	11770	FOREIGN	2,896,656,105	2,232,257,512	664,398,593	0
UNITED FIRE & CAS CO	13021	FOREIGN	1,893,910,347	1,123,002,021	770,908,325	20,901,233
UNITED FIRE & IND CO	19496	FOREIGN	54,319,428	34,401,589	19,917,839	4,817
UNITED GUAR COMM INS CO OF NC	16659	FOREIGN	69,058,455	10,252,423	58,806,032	0
UNITED GUAR MORTGAGE IND CO	26999	FOREIGN	445,222,547	141,504,447	303,718,100	216,249
UNITED GUAR RESIDENTIAL INS CO	15873	FOREIGN	3,307,929,353	2,121,420,246	1,186,509,107	35,093,203
UNITED GUAR RESIDENTIAL INS CO OF NC	16667	FOREIGN	338,499,772	17,747,953	320,751,819	56,814
UNITED NATL INS CO	13064	FOREIGN	426,777,185	248,613,603	178,163,582	13,234,462
UNITED PROP & CAS INS CO	10969	DOMESTIC	603,936,096	448,349,439	155,586,657	341,371,560
UNITED SERV AUTOMOBILE ASSN	25941	FOREIGN	33,796,523,820	8,455,502,507	25,341,021,313	736,838,512
UNITED SPECIALTY INS CO	12537	FOREIGN	200,479,954	71,783,696	128,696,259	87,121,547
UNITED STATES FIDELITY & GUAR CO	25887	FOREIGN	3,252,085,863	2,208,802,630	1,043,283,232	11,529
UNITED STATES FIRE INS CO	21113	FOREIGN	3,949,601,255	2,730,740,244	1,218,861,011	65,764,885

SOURCE: NAIC ANNUAL STATEMENT – EXH. OF ASSETS; EXH. OF LIABILITIES, SURPLUS AND OTHER FUNDS; STATE PAGE

AUTHORIZED FLORIDA INSURER FINANCIAL ABSTRACTS, BY NAIC STATEMENT TYPE

CALENDAR YEAR 2016

PURSUANT TO SECTION 624.315(1)(a), F.S.

COMPANY	NAIC COMPANY CODE	DOMICILE	NET ADMITTED ASSETS (\$)	LIABILITIES (\$)	CAPITAL AND SURPLUS (\$)	FL DIRECT PREMIUMS WRITTEN (\$)
PROPERTY AND CASUALTY, TOTAL FLORIDA DIRECT PREMIUMS WRITTEN: \$47,011,714,401						
UNITED STATES LIAB INS CO	25895	FOREIGN	1,015,343,740	368,081,722	647,262,017	33,326,201
UNITED STATES SURETY CO	10656	FOREIGN	69,992,485	22,912,576	47,079,909	2,028,399
UNITED WI INS CO	29157	FOREIGN	415,641,429	298,114,462	117,526,967	7,199,041
UNITRIN AUTO & HOME INS CO	16063	FOREIGN	76,843,999	43,232,058	33,611,941	0
UNITRIN DIRECT PROP & CAS CO	10915	FOREIGN	14,339,271	4,311,454	10,027,817	4,013,808
UNIVERSAL FIRE & CAS INS CO	32867	FOREIGN	15,414,592	8,134,843	7,279,749	260,497
UNIVERSAL INS CO	31704	FOREIGN	832,069,662	579,118,707	252,950,955	0
UNIVERSAL INS CO OF NA	11986	DOMESTIC	111,034,941	78,298,868	32,736,073	88,366,254
UNIVERSAL PROP & CAS INS	10861	DOMESTIC	889,347,671	575,595,133	313,752,537	853,994,909
UNIVERSAL SURETY OF AMER	13200	FOREIGN	14,623,380	22,080	14,601,300	952,165
UNIVERSAL UNDERWRITERS INS CO	41181	FOREIGN	328,858,520	6,228,465	322,630,055	55,200,638
UPPER HUDSON NATL INS CO	29998	FOREIGN	3,101,586	1,988,977	1,112,609	0
URGENT CARE ASSUR CO RRG INC	12915	FOREIGN	4,945,684	3,268,739	1,676,945	177,039
US COASTAL PROP & CAS INS CO	15900	DOMESTIC	29,779,329	6,339,573	23,439,756	1,687,628
US SPECIALTY INS CO	29599	FOREIGN	1,792,143,025	1,273,990,421	518,152,604	20,434,010
USAA CAS INS CO	25968	FOREIGN	10,315,437,132	5,825,649,002	4,489,788,130	489,316,455
USAA GEN IND CO	18600	FOREIGN	4,001,369,164	2,519,360,337	1,482,008,827	303,850,297
USPLATE GLASS INS CO	28497	FOREIGN	28,143,620	6,054,662	22,088,958	10,975,711
UTICA FIRST INS CO	15326	FOREIGN	275,019,015	143,237,165	131,781,850	3,168
UTICA MUT INS CO	25976	FOREIGN	2,382,250,200	1,516,165,599	866,084,601	389,433
UV INS RRG INC	13988	FOREIGN	1,148,733	227,286	921,447	0
VALLEY FORGE INS CO	20508	FOREIGN	70,258,564	74,628	70,183,936	26,589,098
VANLINER INS CO	21172	FOREIGN	405,998,439	265,651,868	140,346,571	11,166,838
VELOCITY INS CO RRG	15956	FOREIGN	2,513,710	1,005,863	1,507,847	0
VERLAN FIRE INS CO MD	10815	FOREIGN	26,550,857	26,560	26,524,297	116,525
VERTERRA INS CO	10024	FOREIGN	73,974,981	22,979,798	50,995,183	141,871
VICTORIA AUTOMOBILE INS CO	10644	FOREIGN	30,119,432	19,163,300	10,956,132	0
VICTORIA FIRE & CAS CO	42889	FOREIGN	122,933,105	80,255,030	42,678,075	13,375,672
VICTORIA SELECT INS CO	10105	FOREIGN	23,407,871	14,830,915	8,576,956	4,675,848
VIGILANT INS CO	20397	FOREIGN	508,049,216	188,544,462	319,504,754	13,588,420
VIRGINIA SURETY CO INC	40827	FOREIGN	1,169,795,980	759,798,345	409,997,635	28,807,277
VOYAGER IND INS CO	40428	FOREIGN	112,943,795	50,118,329	62,825,466	90,892,505
WARNER INS CO	26085	FOREIGN	12,319,279	150,830	12,168,449	0
WARRANTY UNDERWRITERS INS CO	43486	FOREIGN	31,685,926	16,154,227	15,531,699	0
WASHINGTON INTL INS CO	32778	FOREIGN	100,242,374	20,190,184	80,052,190	1,069,150
WATFORD INS CO	25585	FOREIGN	29,716,065	9,052,831	20,663,234	0
WATFORD SPECIALTY INS CO	15824	FOREIGN	69,932,857	4,824,919	65,107,938	567,245
WAUSAU BUSINESS INS CO	26069	FOREIGN	34,832,948	6,153,636	28,679,311	-34,612
WAUSAU UNDERWRITERS INS CO	26042	FOREIGN	115,976,280	48,392,518	67,583,763	752,819
WESCO INS CO	25011	FOREIGN	1,903,659,688	1,540,152,899	363,506,789	116,407,289
WEST AMER INS CO	44393	FOREIGN	51,406,833	1,122,599	50,284,233	2,291,118
WESTCHESTER FIRE INS CO	10030	FOREIGN	1,764,444,470	1,061,597,827	702,846,643	35,584,318
WESTCHESTER SURPLUS LINES INS CO	10172	FOREIGN	304,643,083	186,148,168	118,494,915	118,601,019
WESTERN GEN INS CO	27502	FOREIGN	82,894,311	62,084,895	20,809,416	2,018
WESTERN HERITAGE INS CO	37150	FOREIGN	142,568,379	30,356,011	112,212,368	8,869,434
WESTERN PACIFIC MUT INS CO RRG	40940	FOREIGN	138,525,308	26,058,484	112,466,824	115,235
WESTERN SURETY CO	13188	FOREIGN	1,998,783,969	546,372,979	1,452,410,990	22,131,694
WESTERN WORLD INS CO	13196	FOREIGN	868,939,320	452,193,604	416,745,716	45,090,223
WESTFIELD INS CO	24112	FOREIGN	2,739,569,528	1,562,272,936	1,177,296,592	138,067,304
WESTFIELD NATL INS CO	24120	FOREIGN	659,496,994	359,116,674	300,380,320	1,173
WESTON INS CO	14930	DOMESTIC	83,071,102	38,049,884	45,021,218	88,289,417
WESTPORT INS CORP	39845	FOREIGN	4,730,102,545	3,171,541,265	1,558,561,280	78,175,921
WHITE PINE INS CO	11932	FOREIGN	78,491,281	46,100,113	32,391,168	15,535,289

SOURCE: NAIC ANNUAL STATEMENT – EXH. OF ASSETS; EXH. OF LIABILITIES, SURPLUS AND OTHER FUNDS; STATE PAGE

AUTHORIZED FLORIDA INSURER FINANCIAL ABSTRACTS, BY NAIC STATEMENT TYPE

CALENDAR YEAR 2016

PURSUANT TO SECTION 624.315(1)(a), F.S.

COMPANY	NAIC COMPANY CODE	DOMICILE	NET ADMITTED ASSETS (\$)	LIABILITIES (\$)	CAPITAL AND SURPLUS (\$)	FL DIRECT PREMIUMS WRITTEN (\$)
PROPERTY AND CASUALTY, TOTAL FLORIDA DIRECT PREMIUMS WRITTEN: \$47,011,714,401						
WILLIAMSBURG NATL INS CO	25780	FOREIGN	82,092,328	49,667,229	32,425,099	0
WILSHIRE INS CO	13234	FOREIGN	291,606,987	182,530,637	109,076,350	22,957,296
WINDHAVEN INS CO	12541	DOMESTIC	200,245,266	152,707,501	47,537,765	354,136,452
WINDHAVEN NATL INS CO	37001	FOREIGN	5,903,018	278,467	5,624,551	0
WORK FIRST CAS CO	31232	FOREIGN	42,264,745	29,603,243	12,661,502	199,837
WORKMENS AUTO INS CO	13250	FOREIGN	44,888,828	26,260,121	18,628,707	-1,032
WRIGHT NATL FLOOD INS CO	11523	FOREIGN	30,650,606	7,144,768	23,505,838	219,353,992
WRM AMER IND CO INC	20273	FOREIGN	15,250,587	101,413	15,149,174	0
X L INS CO OF NY	40193	FOREIGN	240,365,321	165,509,299	74,856,021	0
XL INS AMER INC	24554	FOREIGN	825,361,283	632,013,231	193,348,052	30,425,591
XL REINS AMER INC	20583	FOREIGN	6,274,096,334	4,197,811,942	2,076,284,392	0
XL SELECT	19607	FOREIGN	151,390,179	104,204,669	47,185,510	0
XL SPECIALTY INS CO	37885	FOREIGN	920,432,332	637,122,316	283,310,016	98,252,728
YEL CO INS	44415	DOMESTIC	15,587,329	4,674,014	10,913,315	1,198,076
YOSEMITE INS CO	26220	FOREIGN	156,490,817	93,687,569	62,803,248	1,132,726
ZALE IND CO	30325	FOREIGN	54,336,404	37,030,252	17,306,152	12,504,070
ZENITH INS CO	13269	FOREIGN	1,824,568,556	1,261,005,974	563,562,581	139,756,749
ZURICH AMER INS CO	16535	FOREIGN	31,002,884,451	23,151,205,837	7,851,678,614	368,569,136
ZURICH AMER INS CO OF IL	27855	FOREIGN	49,746,624	15,541,968	34,204,657	11,826,423
TITLE, TOTAL FLORIDA DIRECT PREMIUMS WRITTEN: \$1,363,804,047						
ACE CAPITAL TITLE REINS CO	50028	FOREIGN	49,146,287	3,694,610	45,451,677	0
ALLIANT NATL TITLE INS CO INC	12309	FOREIGN	27,471,703	19,692,183	7,779,520	25,207,109
AMERICAN GUAR TITLE INS CO	51411	FOREIGN	36,811,049	10,251,988	26,559,061	0
CHICAGO TITLE INS CO	50229	DOMESTIC	1,904,578,784	926,572,661	978,006,123	172,707,120
COMMONWEALTH LAND TITLE INS CO	50083	DOMESTIC	672,111,957	315,268,865	356,843,092	39,968,699
ENTITLE INS CO	51632	FOREIGN	15,735,429	7,225,474	8,509,955	465,826
FIDELITY NATL TITLE INS CO	51586	DOMESTIC	1,290,013,277	823,450,986	466,562,291	146,678,869
FIRST AMER TITLE GUAR CO	51624	FOREIGN	24,972,851	6,392,248	18,580,603	0
FIRST AMER TITLE INS CO	50814	FOREIGN	2,592,919,509	1,405,481,678	1,187,437,831	289,585,873
FIRST NATL TITLE INS CO	14240	FOREIGN	13,938,525	4,758,173	9,180,352	24,211
INVESTORS TITLE INS CO	50369	FOREIGN	167,031,598	82,180,911	84,850,687	1,188,229
NATIONAL INVESTORS TITLE INS CO	50377	FOREIGN	15,791,634	3,370,605	12,421,029	0
NATIONAL TITLE INS OF NY INC	51020	FOREIGN	129,927,795	67,173,555	62,754,240	5,517,673
NORTH AMER TITLE INS CO	50130	FOREIGN	122,094,050	48,094,313	73,999,737	24,732,680
OLD REPUBLIC NATL TITLE INS CO	50520	DOMESTIC	1,187,320,632	668,699,835	518,620,797	431,451,804
PREMIER LAND TITLE INS CO	50026	FOREIGN	16,218,333	7,627,108	8,591,225	7,399,737
STEWART TITLE GUAR CO	50121	FOREIGN	1,054,247,286	544,317,803	509,929,483	76,257,418
TITLE RESOURCES GUAR CO	50016	FOREIGN	78,738,866	56,309,605	22,429,262	27,302,940
WESTCOR LAND TITLE INS CO	50050	FOREIGN	133,170,635	96,510,974	36,659,661	78,808,562
WFG NATL TITLE INS CO	51152	FOREIGN	118,004,385	90,366,494	27,637,891	36,507,297

SOURCE: NAIC ANNUAL STATEMENT – EXH. OF ASSETS; EXH. OF LIABILITIES, SURPLUS AND OTHER FUNDS; STATE PAGE

TOP INSURANCE WRITERS*, BY PRODUCT TYPE

CALENDAR YEAR 2016

PURSUANT TO SECTION 624.313(1)(f), F.S.

RANK	COMPANY	NAIC COMPANY CODE	STATEMENT TYPE	DIRECT PREMIUMS WRITTEN (\$)	MARKET SHARE (%)
ACCIDENT AND HEALTH, TOTAL PREMIUMS: \$66,547,194,985					
1	BCBS OF FL	98167	X	9,283,694,217	14.0
2	HUMANA MEDICAL PLAN INC	95270	X	8,080,532,751	12.1
3	UNITEDHEALTHCARE INS CO	79413	L	5,759,832,634	8.7
4	WELLCARE OF FL INC	95081	X	3,679,723,666	5.5
5	SUNSHINE STATE HLTH PLAN INC	13148	X	3,646,007,818	5.5
6	UNITED HLTHCARE OF FL INC	95264	X	3,005,613,023	4.5
7	HEALTH OPTIONS INC	95089	X	2,590,016,547	3.9
8	AETNA HLTH INC FL CORP	95088	X	1,970,416,380	3.0
9	MOLINA HLTHCARE OF FL INC	13128	X	1,944,738,940	2.9
10	CAREPLUS HLTH PLANS INC	95092	X	1,721,376,352	2.6
11	HUMANA INS CO	73288	X	1,606,785,964	2.4
12	PREFERRED CARE PARTNERS INC	11176	X	1,487,118,238	2.2
13	AMERIGROUP FL INC	95093	X	1,431,822,517	2.2
14	COVENTRY HLTH CARE OF FL INC	95114	X	1,380,255,176	2.1
15	AETNA LIFE INS CO	60054	L	1,249,370,440	1.9
16	SIMPLY HLTHCARE PLANS INC	13726	X	1,230,056,168	1.8
17	FLORIDA TRUE HLTH INC	14378	X	1,102,822,771	1.7
18	CIGNA HLTH & LIFE INS CO	67369	L	1,018,916,113	1.5
19	AVMED INC	95263	X	967,519,314	1.5
20	FREEDOM HLTH INC	10119	X	871,338,683	1.3
21	HEALTHSPRING OF FL INC	11532	X	860,573,305	1.3
22	CAPITAL HLTH PLAN INC	95112	X	764,555,243	1.1
23	HEALTH SUN HLTH PLANS	10122	X	709,048,918	1.1
AGGREGATE WRITE-INS FOR OTHER LINES OF BUSINESS, TOTAL PREMIUMS: \$124,655,294					
1	JEFFERSON INS CO	11630	P	37,777,620	30.3
2	COURTESY INS CO	26492	P	28,080,917	22.5
3	CATERPILLAR INS CO	11255	P	11,275,208	9.0
4	AMERICAN ROAD INS CO	19631	P	7,355,814	5.9
5	ARAG INS CO	34738	P	6,878,346	5.5
6	MIDWEST EMPLOYERS CAS CO	23612	P	5,067,218	4.1
7	INDIAN HARBOR INS CO	36940	P	5,010,427	4.0
8	GENERALI US BRANCH	11231	P	4,985,171	4.0
9	AMERICAN MODERN HOME INS CO	23469	P	3,654,706	2.9
10	ARCH INS CO	11150	P	3,193,703	2.6
11	INDEPENDENCE AMER INS CO	26581	P	1,607,573	1.3
12	BCS INS CO	38245	P	1,461,495	1.2
AIRCRAFT (ALL PERILS), TOTAL PREMIUMS: \$103,009,768					
1	NATIONAL UNION FIRE INS CO OF PITTS	19445	P	14,819,561	14.4
2	XL SPECIALTY INS CO	37885	P	10,045,227	9.8
3	STARR IND & LIAB CO	38318	P	8,996,320	8.7
4	AMERICAN ALT INS CORP	19720	P	6,710,912	6.5
5	OLD REPUBLIC INS CO	24147	P	6,701,029	6.5
6	ALLIANZ GLOBAL RISKS US INS CO	35300	P	6,252,661	6.1
7	QBE INS CORP	39217	P	5,205,244	5.1
8	US SPECIALTY INS CO	29599	P	4,020,824	3.9
9	STARNET INS CO	40045	P	4,015,157	3.9
10	ACE AMER INS CO	22667	P	4,007,080	3.9
11	LIBERTY MUT INS CO	23043	P	3,536,706	3.4
12	ENDURANCE ASSUR CORP	11551	P	3,463,937	3.4
13	INSURANCE CO OF THE STATE OF PA	19429	P	3,022,670	2.9
14	CATLIN INS CO	19518	P	2,588,810	2.5

*WITH RANK 10 OR LESS, OR AT LEAST 1% MARKET SHARE
SOURCE: NAIC ANNUAL STATEMENT, STATE PAGE

TOP INSURANCE WRITERS*, BY PRODUCT TYPE

CALENDAR YEAR 2016

PURSUANT TO SECTION 624.313(1)(f), F.S.

RANK	COMPANY	NAIC COMPANY CODE	STATEMENT TYPE	DIRECT PREMIUMS WRITTEN (\$)	MARKET SHARE (%)
AIRCRAFT (ALL PERILS), TOTAL PREMIUMS: \$103,009,768					
15	NATIONAL IND CO OF THE SOUTH	42137	P	2,139,682	2.1
16	STARR SURPLUS LINES INS CO	13604	P	1,801,807	1.7
17	FEDERAL INS CO	20281	P	1,690,835	1.6
18	GREAT AMER INS CO	16691	P	1,621,115	1.6
19	NATIONAL SPECIALTY INS CO	22608	P	1,415,016	1.4
20	HALLMARK INS CO	34037	P	1,313,957	1.3
21	TOKIO MARINE AMER INS CO	10945	P	1,227,022	1.2
22	NORTH AMER ELITE INS CO	29700	P	1,204,933	1.2
23	AVEMCO INS CO	10367	P	1,105,907	1.1
24	WESTCHESTER FIRE INS CO	10030	P	1,101,158	1.1
ALLIED LINES, TOTAL PREMIUMS: \$2,272,410,460					
1	CITIZENS PROP INS CORP	10064	P	507,328,595	22.3
2	AMERICAN SECURITY INS CO	42978	P	198,935,783	8.8
3	LEXINGTON INS CO	19437	P	110,340,459	4.9
4	WESTON INS CO	14930	P	88,289,417	3.9
5	WESTCHESTER SURPLUS LINES INS CO	10172	P	83,718,959	3.7
6	AMERICAN INTEGRITY INS CO OF FL	12841	P	64,544,012	2.8
7	WESTPORT INS CORP	39845	P	54,937,977	2.4
8	UNIVERSAL PROP & CAS INS	10861	P	54,864,301	2.4
9	QBE INS CORP	39217	P	52,113,887	2.3
10	ZURICH AMER INS CO	16535	P	49,770,642	2.2
11	QBE SPECIALTY INS CO	11515	P	43,311,493	1.9
12	HERITAGE PROP & CAS INS CO	14407	P	42,956,688	1.9
13	SCOTTSDALE INS CO	41297	P	41,795,021	1.8
14	NATIONAL FIRE & MARINE INS CO	20079	P	39,189,429	1.7
15	LANDMARK AMER INS CO	33138	P	37,390,521	1.6
16	SAFEPOINT INS CO	15341	P	36,387,566	1.6
17	FACTORY MUT INS CO	21482	P	35,956,944	1.6
18	ENDURANCE AMER SPECIALTY INS CO	41718	P	24,915,227	1.1
ANNUITY CONSIDERATIONS, TOTAL PREMIUMS: \$18,169,906,794					
1	LINCOLN NATL LIFE INS CO	65676	L	1,181,174,188	6.5
2	JACKSON NATL LIFE INS CO	65056	L	1,154,351,927	6.4
3	ALLIANZ LIFE INS CO OF N AMER	90611	L	943,075,691	5.2
4	AMERICAN GEN LIFE INS CO	60488	L	872,910,900	4.8
5	AXA EQUITABLE LIFE INS CO	62944	L	759,981,602	4.2
6	VARIABLE ANN LIFE INS CO	70238	L	735,056,948	4.0
7	NEW YORK LIFE INS & ANN CORP	91596	L	729,739,933	4.0
8	VOYA RETIREMENT INS & ANN CO	86509	L	663,601,246	3.7
9	PRUCO LIFE INS CO	79227	L	595,680,179	3.3
10	FORETHOUGHT LIFE INS CO	91642	L	518,736,062	2.9
11	ATHENE ANN & LIFE CO	61689	L	514,768,937	2.8
12	AMERICAN EQUITY INVEST LIFE INS CO	92738	L	506,543,774	2.8
13	TEACHERS INS & ANN ASSOC OF AMER	69345	L	467,940,948	2.6
14	MIDLAND NATL LIFE INS CO	66044	L	453,874,350	2.5
15	METLIFE INS CO USA	87726	L	404,673,271	2.2
16	PACIFIC LIFE INS CO	67466	L	403,896,218	2.2
17	PRUDENTIAL INS CO OF AMER	68241	L	356,890,630	2.0
18	GREAT AMER LIFE INS CO	63312	L	348,618,471	1.9
19	SYMETRA LIFE INS CO	68608	L	339,319,107	1.9
20	SECURITY BENEFIT LIFE INS CO	68675	L	330,781,157	1.8
21	PRINCIPAL LIFE INS CO	61271	L	326,353,873	1.8

*WITH RANK 10 OR LESS, OR AT LEAST 1% MARKET SHARE
SOURCE: NAIC ANNUAL STATEMENT, STATE PAGE

TOP INSURANCE WRITERS*, BY PRODUCT TYPE

CALENDAR YEAR 2016

PURSUANT TO SECTION 624.313(1)(f), F.S.

RANK	COMPANY	NAIC COMPANY CODE	STATEMENT TYPE	DIRECT PREMIUMS WRITTEN (\$)	MARKET SHARE (%)
ANNUITY CONSIDERATIONS, TOTAL PREMIUMS: \$18,169,906,794					
22	TRANSAMERICA LIFE INS CO	86231	L	311,760,268	1.7
23	RIVERSOURCE LIFE INS CO	65005	L	292,046,049	1.6
24	MASSACHUSETTS MUT LIFE INS CO	65935	L	230,797,694	1.3
25	NORTH AMER CO LIFE & HLTH INS	66974	L	229,767,126	1.3
26	METROPOLITAN LIFE INS CO	65978	L	223,430,526	1.2
27	BANNER LIFE INS CO	94250	L	221,756,185	1.2
28	FIDELITY & GUAR LIFE INS CO	63274	L	207,371,220	1.1
29	GREAT W LIFE & ANN INS CO	68322	L	203,494,490	1.1
BOILER AND MACHINERY, TOTAL PREMIUMS: \$68,364,340					
1	FACTORY MUT INS CO	21482	P	22,123,433	32.4
2	LEXINGTON INS CO	19437	P	6,880,796	10.1
3	HARTFORD STEAM BOIL INSPEC & INS CO	11452	P	4,873,170	7.1
4	TRAVELERS PROP CAS CO OF AMER	25674	P	4,869,959	7.1
5	CONTINENTAL CAS CO	20443	P	4,253,420	6.2
6	FEDERAL INS CO	20281	P	3,183,871	4.7
7	NATIONAL UNION FIRE INS CO OF PITTS	19445	P	1,400,503	2.0
8	XL INS AMER INC	24554	P	1,375,924	2.0
9	LIBERTY MUT FIRE INS CO	23035	P	1,340,903	2.0
10	ZURICH AMER INS CO	16535	P	1,168,719	1.7
11	AMERICAN GUAR & LIAB INS	26247	P	1,132,542	1.7
12	WESTPORT INS CORP	39845	P	1,082,932	1.6
13	AMERICAN HOME ASSUR CO	19380	P	929,045	1.4
14	TRAVELERS IND CO OF AMER	25666	P	755,509	1.1
BURGLARY AND THEFT, TOTAL PREMIUMS: \$18,549,555					
1	TRAVELERS CAS & SURETY CO OF AMER	31194	P	2,959,328	16.0
2	HISCOX INS CO INC	10200	P	2,061,704	11.1
3	NATIONAL UNION FIRE INS CO OF PITTS	19445	P	1,615,889	8.7
4	FEDERAL INS CO	20281	P	1,582,950	8.5
5	ASPEN SPECIALTY INS CO	10717	P	1,126,470	6.1
6	ZURICH AMER INS CO	16535	P	1,046,996	5.6
7	CUMIS INS SOCIETY INC	10847	P	941,333	5.1
8	UNITED CAS INS CO OF AMER	11142	P	810,649	4.4
9	US SPECIALTY INS CO	29599	P	728,132	3.9
10	MASSACHUSETTS BAY INS CO	22306	P	604,278	3.3
11	CONTINENTAL CAS CO	20443	P	522,082	2.8
12	HARTFORD FIRE IN CO	19682	P	299,899	1.6
13	UNIVERSAL UNDERWRITERS INS CO	41181	P	298,713	1.6
14	STEADFAST INS CO	26387	P	290,555	1.6
15	ALLIED PROP & CAS INS CO	42579	P	286,197	1.5
16	FIDELITY & DEPOSIT CO OF MD	39306	P	254,209	1.4
17	UNITED STATES LIAB INS CO	25895	P	243,280	1.3
18	HANOVER INS CO	22292	P	229,597	1.2
19	COLUMBIA CAS CO	31127	P	197,963	1.1
COMMERCIAL AUTO, TOTAL PREMIUMS: \$2,305,554,724					
1	PROGRESSIVE EXPRESS INS CO	10193	P	358,506,664	15.5
2	AUTO OWNERS INS CO	18988	P	72,834,021	3.2
3	WESTFIELD INS CO	24112	P	63,676,261	2.8
4	ZURICH AMER INS CO	16535	P	56,616,009	2.5
5	OWNERS INS CO	32700	P	55,073,823	2.4
6	ALLSTATE INS CO	19232	P	52,148,073	2.3
7	NATIONAL IND CO OF THE SOUTH	42137	P	51,800,332	2.2
8	WESCO INS CO	25011	P	40,621,761	1.8

*WITH RANK 10 OR LESS, OR AT LEAST 1% MARKET SHARE
SOURCE: NAIC ANNUAL STATEMENT, STATE PAGE

TOP INSURANCE WRITERS*, BY PRODUCT TYPE

CALENDAR YEAR 2016

PURSUANT TO SECTION 624.313(1)(f), F.S.

RANK	COMPANY	NAIC COMPANY CODE	STATEMENT TYPE	DIRECT PREMIUMS WRITTEN (\$)	MARKET SHARE (%)
COMMERCIAL AUTO, TOTAL PREMIUMS: \$2,305,554,724					
9	EMPIRE FIRE & MARINE INS CO	21326	P	35,863,707	1.6
10	PHILADELPHIA IND INS CO	18058	P	35,458,038	1.5
11	ASCENDANT COMMERCIAL INS INC	13683	P	34,565,790	1.5
12	FCCI INS CO	10178	P	34,063,328	1.5
13	OHIO SECURITY INS CO	24082	P	34,008,639	1.5
14	STATE NATL INS CO INC	12831	P	31,720,044	1.4
15	STATE FARM MUT AUTO INS CO	25178	P	31,268,448	1.4
16	AMERISURE INS CO	19488	P	30,168,694	1.3
17	MAPFRE INS CO OF FL	34932	P	29,473,675	1.3
18	GRANADA INS CO	16870	P	29,090,984	1.3
19	NATIONAL SPECIALTY INS CO	22608	P	28,077,020	1.2
20	SENTRY SELECT INS CO	21180	P	27,131,402	1.2
21	ACE AMER INS CO	22667	P	26,472,262	1.1
22	INTEGON PREFERRED INS CO	31488	P	25,691,194	1.1
23	NATIONAL UNION FIRE INS CO OF PITTS	19445	P	25,498,678	1.1
24	GOVERNMENT EMPLOYEES INS CO	22063	P	25,025,951	1.1
25	LIBERTY MUT FIRE INS CO	23035	P	24,019,118	1.0
26	TRAVELERS IND CO	25658	P	23,303,081	1.0
COMMERCIAL MULTIPLE PERIL, TOTAL PREMIUMS: \$2,141,134,995					
1	AMERICAN COASTAL INS CO	12968	P	250,219,012	11.7
2	HERITAGE PROP & CAS INS CO	14407	P	119,896,778	5.6
3	ZURICH AMER INS CO	16535	P	96,697,840	4.5
4	PHILADELPHIA IND INS CO	18058	P	95,067,424	4.4
5	OLD DOMINION INS CO	40231	P	79,492,569	3.7
6	AMERICAN CAPITAL ASSUR CORP	12601	P	71,190,994	3.3
7	SCOTTSDALE INS CO	41297	P	58,019,373	2.7
8	ACE AMER INS CO	22667	P	47,082,032	2.2
9	SOUTHERN OWNERS INS CO	10190	P	44,247,298	2.1
10	ROCKHILL INS CO	28053	P	42,712,646	2.0
11	FIRST COMMUNITY INS CO	13990	P	41,595,229	1.9
12	UNITED SPECIALTY INS CO	12537	P	40,046,932	1.9
13	FEDERAL INS CO	20281	P	38,570,493	1.8
14	WESTFIELD INS CO	24112	P	38,452,710	1.8
15	STEADFAST INS CO	26387	P	33,491,600	1.6
16	PRAETORIAN INS CO	37257	P	30,844,205	1.4
17	OHIO SECURITY INS CO	24082	P	30,647,919	1.4
18	ASPEN SPECIALTY INS CO	10717	P	30,245,340	1.4
19	DEPOSITORS INS CO	42587	P	29,219,407	1.4
20	NATIONWIDE INS CO OF AMER	25453	P	27,914,210	1.3
21	TOWER HILL PRIME INS CO	11027	P	27,588,656	1.3
22	LIBERTY SURPLUS INS CORP	10725	P	26,734,969	1.2
23	STATE FARM FL INS CO	10739	P	21,764,172	1.0
24	HARTFORD FIRE IN CO	19682	P	21,528,693	1.0
CREDIT, TOTAL PREMIUMS: \$114,833,834					
1	EULER HERMES N AMER INS CO	20516	P	25,122,509	21.9
2	GREAT AMER ASSUR CO	26344	P	21,488,556	18.7
3	OLD REPUBLIC INS CO	24147	P	11,099,801	9.7
4	AMERICAN NATL PROP & CAS CO	28401	P	7,411,178	6.5
5	GREAT AMER E&S INS CO	37532	P	7,286,616	6.3
6	COFACE N AMER INS CO	31887	P	6,780,799	5.9
7	ARCH INS CO	11150	P	5,551,390	4.8

*WITH RANK 10 OR LESS, OR AT LEAST 1% MARKET SHARE
SOURCE: NAIC ANNUAL STATEMENT, STATE PAGE

TOP INSURANCE WRITERS*, BY PRODUCT TYPE

CALENDAR YEAR 2016

PURSUANT TO SECTION 624.313(1)(f), F.S.

RANK	COMPANY	NAIC COMPANY CODE	STATEMENT TYPE	DIRECT PREMIUMS WRITTEN (\$)	MARKET SHARE (%)
CREDIT, TOTAL PREMIUMS: \$114,833,834					
8	QBE INS CORP	39217	P	5,034,936	4.4
9	FIRST COLONIAL INS CO	29980	P	4,020,996	3.5
10	AMERICAN BANKERS INS CO OF FL	10111	P	3,481,059	3.0
11	OHIO IND CO	26565	P	2,812,197	2.4
12	ATLANTIC SPECIALTY INS CO	27154	P	2,688,617	2.3
13	ATRADIUS TRADE CREDIT INS CO	25422	P	2,015,402	1.8
14	ALLIED WORLD ASSUR CO US INC	19489	P	1,343,223	1.2
15	INDIAN HARBOR INS CO	36940	P	1,328,637	1.2
16	GREAT AMER INS CO	16691	P	1,249,412	1.1
DEPOSIT-TYPE CONTRACT FUNDS, TOTAL PREMIUMS: \$1,517,486,926					
1	PRINCIPAL LIFE INS CO	61271	L	450,682,460	29.7
2	MASSACHUSETTS MUT LIFE INS CO	65935	L	254,570,070	16.8
3	PRUDENTIAL RETIREMENT INS & ANN CO	93629	L	169,983,253	11.2
4	HARTFORD LIFE INS CO	88072	L	155,924,911	10.3
5	VARIABLE ANN LIFE INS CO	70238	L	140,043,209	9.2
6	KNIGHTS OF COLUMBUS	58033	F	44,805,793	3.0
7	NEW YORK LIFE INS & ANN CORP	91596	L	25,969,367	1.7
8	AETNA LIFE INS CO	60054	L	25,039,568	1.7
9	PHOENIX LIFE INS CO	67814	L	24,354,168	1.6
10	AMERICAN GEN LIFE INS CO	60488	L	22,989,116	1.5
11	PRUDENTIAL INS CO OF AMER	68241	L	21,581,362	1.4
12	UNITED OF OMAHA LIFE INS CO	69868	L	20,465,927	1.3
13	SYMETRA LIFE INS CO	68608	L	16,992,925	1.1
EARTHQUAKE, TOTAL PREMIUMS: \$22,174,684					
1	LEXINGTON INS CO	19437	P	6,585,437	29.7
2	EVANSTON INS CO	35378	P	1,986,256	9.0
3	ENDURANCE AMER SPECIALTY INS CO	41718	P	1,080,200	4.9
4	NATIONAL FIRE & MARINE INS CO	20079	P	966,861	4.4
5	ZURICH AMER INS CO	16535	P	907,647	4.1
6	TRAVELERS EXCESS & SURPLUS LINES CO	29696	P	889,728	4.0
7	ROCKHILL INS CO	28053	P	764,599	3.4
8	XL INS AMER INC	24554	P	741,209	3.3
9	IRONSHORE SPECIALTY INS CO	25445	P	660,648	3.0
10	ARCH SPECIALTY INS CO	21199	P	574,350	2.6
11	AMERICAN GUAR & LIAB INS	26247	P	557,016	2.5
12	LIBERTY MUT FIRE INS CO	23035	P	528,048	2.4
13	ALLIED WORLD ASSUR CO US INC	19489	P	484,093	2.2
14	TRAVELERS PROP CAS CO OF AMER	25674	P	389,095	1.8
15	ALLIANZ GLOBAL RISKS US INS CO	35300	P	388,812	1.8
16	AXIS SURPLUS INS CO	26620	P	368,489	1.7
17	WESTCHESTER SURPLUS LINES INS CO	10172	P	358,731	1.6
18	WESTPORT INS CORP	39845	P	319,270	1.4
19	TRAVELERS IND CO	25658	P	295,093	1.3
EXCESS WORKERS' COMPENSATION, TOTAL PREMIUMS: \$60,622,445					
1	SAFETY NATL CAS CORP	15105	P	17,933,415	29.6
2	NEW YORK MARINE & GEN INS CO	16608	P	9,317,436	15.4
3	ACE AMER INS CO	22667	P	8,032,150	13.2
4	COLONY INS CO	39993	P	5,656,505	9.3
5	LM INS CORP	33600	P	4,417,316	7.3
6	ARCH INS CO	11150	P	3,495,056	5.8
7	STATE NATL INS CO INC	12831	P	2,586,701	4.3
8	XL SPECIALTY INS CO	37885	P	1,751,894	2.9

*WITH RANK 10 OR LESS, OR AT LEAST 1% MARKET SHARE
SOURCE: NAIC ANNUAL STATEMENT, STATE PAGE

TOP INSURANCE WRITERS*, BY PRODUCT TYPE

CALENDAR YEAR 2016

PURSUANT TO SECTION 624.313(1)(f), F.S.

RANK	COMPANY	NAIC COMPANY CODE	STATEMENT TYPE	DIRECT PREMIUMS WRITTEN (\$)	MARKET SHARE (%)
EXCESS WORKERS' COMPENSATION, TOTAL PREMIUMS: \$60,622,445					
9	WESCO INS CO	25011	P	1,706,600	2.8
10	NATIONAL UNION FIRE INS CO OF PITTS	19445	P	1,378,405	2.3
11	EVEREST NATL INS CO	10120	P	1,294,597	2.1
12	TRAVELERS PROP CAS CO OF AMER	25674	P	944,739	1.6
13	FEDERATED RURAL ELECTRIC INS EXCH	11118	P	640,853	1.1
FARMOWNERS MULTIPLE PERIL, TOTAL PREMIUMS: \$22,819,608					
1	GREAT AMER ASSUR CO	26344	P	6,469,226	28.3
2	GREAT AMER INS CO	16691	P	4,033,211	17.7
3	GREAT AMER INS CO OF NY	22136	P	2,743,294	12.0
4	FCCI INS CO	10178	P	1,991,705	8.7
5	TRAVELERS IND CO OF AMER	25666	P	1,466,728	6.4
6	SCOTTSDALE INS CO	41297	P	1,274,987	5.6
7	INDEMNITY INS CO OF NORTH AMER	43575	P	908,504	4.0
8	TRAVELERS IND CO	25658	P	872,580	3.8
9	CHARTER OAK FIRE INS CO	25615	P	823,857	3.6
10	MARKEL INS CO	38970	P	632,273	2.8
11	TRAVELERS IND CO OF CT	25682	P	590,567	2.6
12	NATIONAL TRUST INS CO	20141	P	478,903	2.1
13	GEMINI INS CO	10833	P	273,949	1.2
14	GREAT AMER ALLIANCE INS CO	26832	P	259,824	1.1
FEDERAL FLOOD, TOTAL PREMIUMS: \$822,360,841					
1	WRIGHT NATL FLOOD INS CO	11523	P	218,760,765	26.6
2	AMERICAN BANKERS INS CO OF FL	10111	P	95,330,293	11.6
3	ALLSTATE INS CO	19232	P	70,569,055	8.6
4	HARTFORD INS CO OF THE MIDWEST	37478	P	64,455,708	7.8
5	AMERICAN STRATEGIC INS CORP	10872	P	60,419,670	7.3
6	USAA GEN IND CO	18600	P	30,008,699	3.6
7	SELECTIVE INS CO OF THE SOUTHEAST	39926	P	29,852,402	3.6
8	FIRST COMMUNITY INS CO	13990	P	25,206,982	3.1
9	TOWER HILL PRIME INS CO	11027	P	24,768,470	3.0
10	TOWER HILL PREFERRED INS CO	29050	P	24,675,158	3.0
11	SERVICE INS CO	36560	P	20,702,290	2.5
12	AUTO CLUB S INS CO	41041	P	17,130,296	2.1
13	NATIONWIDE MUT FIRE INS CO	23779	P	13,755,216	1.7
14	PHILADELPHIA IND INS CO	18058	P	13,623,150	1.7
15	OLD DOMINION INS CO	40231	P	12,666,446	1.5
16	FEDERATED NATL INS CO	10790	P	9,946,801	1.2
17	UNITED PROP & CAS INS CO	10969	P	9,854,461	1.2
18	NATIONWIDE MUT INS CO	23787	P	9,607,787	1.2
FIDELITY, TOTAL PREMIUMS: \$64,151,938					
1	TRAVELERS CAS & SURETY CO OF AMER	31194	P	12,374,131	19.3
2	FEDERAL INS CO	20281	P	9,953,943	15.5
3	NATIONAL UNION FIRE INS CO OF PITTS	19445	P	4,930,832	7.7
4	GREAT AMER INS CO	16691	P	4,493,628	7.0
5	LIBERTY MUT INS CO	23043	P	3,596,279	5.6
6	HARTFORD FIRE IN CO	19682	P	3,058,174	4.8
7	CUMIS INS SOCIETY INC	10847	P	2,747,138	4.3
8	CONTINENTAL CAS CO	20443	P	2,648,215	4.1
9	ZURICH AMER INS CO	16535	P	1,718,525	2.7
10	WESTERN SURETY CO	13188	P	1,226,012	1.9
11	FIDELITY & DEPOSIT CO OF MD	39306	P	1,221,734	1.9
12	HANOVER INS CO	22292	P	1,010,639	1.6

*WITH RANK 10 OR LESS, OR AT LEAST 1% MARKET SHARE
SOURCE: NAIC ANNUAL STATEMENT, STATE PAGE

TOP INSURANCE WRITERS*, BY PRODUCT TYPE

CALENDAR YEAR 2016

PURSUANT TO SECTION 624.313(1)(f), F.S.

RANK	COMPANY	NAIC COMPANY CODE	STATEMENT TYPE	DIRECT PREMIUMS WRITTEN (\$)	MARKET SHARE (%)
FIDELITY, TOTAL PREMIUMS: \$64,151,938					
13	MASSACHUSETTS BAY INS CO	22306	P	802,116	1.3
14	RLI INS CO	13056	P	794,528	1.2
15	OLD REPUBLIC SURETY CO	40444	P	685,045	1.1
16	COLONIAL SURETY CO	10758	P	678,347	1.1
17	BEAZLEY INS CO INC	37540	P	654,039	1.0
FINANCIAL GUARANTY, TOTAL PREMIUMS: \$5,519,152					
1	ASSURED GUAR MUNICIPAL CORP	18287	P	3,191,210	57.8
2	NATIONAL PUBLIC FINANCE GUAR CORP	23825	P	870,785	15.8
3	BUILD AMER MUT ASSUR CO	14380	P	796,053	14.4
4	MBIA INS CORP	12041	P	319,441	5.8
5	AMBAC ASSUR CORP	18708	P	259,079	4.7
6	MUNICIPAL ASSUR COR	13559	P	82,584	1.5
FIRE, TOTAL PREMIUMS: \$1,242,304,845					
1	LEXINGTON INS CO	19437	P	101,084,674	8.1
2	AMERICAN SECURITY INS CO	42978	P	69,263,308	5.6
3	SECURITY FIRST INS CO	10117	P	66,026,974	5.3
4	VOYAGER IND INS CO	40428	P	61,786,383	5.0
5	ARCH SPECIALTY INS CO	21199	P	54,109,851	4.4
6	FEDERATED NATL INS CO	10790	P	41,617,132	3.3
7	UNITED PROP & CAS INS CO	10969	P	40,671,771	3.3
8	CITIZENS PROP INS CORP	10064	P	37,788,146	3.0
9	GENERAL SECURITY IND CO OF AZ	20559	P	33,561,094	2.7
10	HOMEOWNERS CHOICE PROP & CAS INS CO	12944	P	31,993,284	2.6
11	QBE SPECIALTY INS CO	11515	P	31,974,119	2.6
12	EMPIRE IND INS CO	21334	P	28,309,126	2.3
13	SOUTHERN FIDELITY INS CO INC	10136	P	27,352,473	2.2
14	INDIAN HARBOR INS CO	36940	P	26,979,701	2.2
15	SOUTHERN FIDELITY PROP & CAS INC	14166	P	25,267,210	2.0
16	PEOPLES TRUST INS CO	13125	P	22,647,594	1.8
17	SOUTHERN OAK INS CO	12247	P	22,284,707	1.8
18	LIBERTY MUT FIRE INS CO	23035	P	22,118,167	1.8
19	UNIVERSAL INS CO OF NA	11986	P	19,880,488	1.6
20	FLORIDA FAMILY INS CO	10688	P	18,829,213	1.5
21	CAPITOL PREFERRED INS CO	10908	P	18,345,814	1.5
22	FACTORY MUT INS CO	21482	P	18,010,627	1.4
23	UNIVERSAL PROP & CAS INS	10861	P	15,581,788	1.3
24	WESTCHESTER SURPLUS LINES INS CO	10172	P	15,028,528	1.2
25	LANDMARK AMER INS CO	33138	P	14,521,302	1.2
26	FIRST PROTECTIVE INS CO	10897	P	14,120,993	1.1
27	AMERICAN INTEGRITY INS CO OF FL	12841	P	13,300,368	1.1
28	CHUBB CUSTOM INS CO	38989	P	13,249,763	1.1
29	IRONSHORE SPECIALTY INS CO	25445	P	12,656,930	1.0
HOMEOWNERS MULTIPLE PERIL, TOTAL PREMIUMS: \$8,769,566,047					
1	UNIVERSAL PROP & CAS INS	10861	P	781,475,443	8.9
2	STATE FARM FL INS CO	10739	P	581,448,453	6.6
3	FEDERATED NATL INS CO	10790	P	430,041,366	4.9
4	CITIZENS PROP INS CORP	10064	P	428,723,564	4.9
5	HERITAGE PROP & CAS INS CO	14407	P	398,205,621	4.5
6	HOMEOWNERS CHOICE PROP & CAS INS CO	12944	P	321,567,787	3.7
7	SECURITY FIRST INS CO	10117	P	294,492,248	3.4
8	UNITED PROP & CAS INS CO	10969	P	281,034,338	3.2
9	FLORIDA PENINSULA INS CO	10132	P	253,873,944	2.9

*WITH RANK 10 OR LESS, OR AT LEAST 1% MARKET SHARE
SOURCE: NAIC ANNUAL STATEMENT, STATE PAGE

TOP INSURANCE WRITERS*, BY PRODUCT TYPE

CALENDAR YEAR 2016

PURSUANT TO SECTION 624.313(1)(f), F.S.

RANK	COMPANY	NAIC COMPANY CODE	STATEMENT TYPE	DIRECT PREMIUMS WRITTEN (\$)	MARKET SHARE (%)
HOMEOWNERS MULTIPLE PERIL, TOTAL PREMIUMS: \$8,769,566,047					
10	FIRST PROTECTIVE INS CO	10897	P	244,861,536	2.8
11	UNITED SERV AUTOMOBILE ASSN	25941	P	244,399,348	2.8
12	PEOPLES TRUST INS CO	13125	P	243,905,349	2.8
13	ST JOHNS INS CO INC	11844	P	227,150,119	2.6
14	TOWER HILL PRIME INS CO	11027	P	211,586,668	2.4
15	AMERICAN INTEGRITY INS CO OF FL	12841	P	184,493,005	2.1
16	FEDERAL INS CO	20281	P	184,393,345	2.1
17	AIG PROP CAS CO	19402	P	156,966,840	1.8
18	ASI PREFERRED INS CORP	13142	P	125,703,484	1.4
19	USAA CAS INS CO	25968	P	124,903,574	1.4
20	OLYMPUS INS CO	12954	P	116,658,112	1.3
21	TOWER HILL PREFERRED INS CO	29050	P	112,497,312	1.3
22	TOWER HILL SIGNATURE INS CO	12538	P	109,617,437	1.2
23	TOWER HILL SELECT INS CO	12011	P	105,023,614	1.2
24	CASTLE KEY INS CO	30511	P	99,752,165	1.1
25	AUTO CLUB INS CO OF FL	12813	P	99,586,380	1.1
26	LEXINGTON INS CO	19437	P	93,175,910	1.1
27	GULFSTREAM PROP & CAS INS CO	12237	P	89,770,036	1.0
28	FLORIDA FAMILY INS CO	10688	P	88,937,702	1.0
INLAND MARINE, TOTAL PREMIUMS: \$1,281,535,331					
1	CONTINENTAL CAS CO	20443	P	229,951,161	17.9
2	LIBERTY INS UNDERWRITERS INC	19917	P	113,286,207	8.8
3	AMERICAN ZURICH INS CO	40142	P	40,483,808	3.2
4	FEDERAL INS CO	20281	P	36,109,345	2.8
5	AMERICAN HOME ASSUR CO	19380	P	35,772,502	2.8
6	TRANSAMERICA CAS INS CO	10952	P	33,528,715	2.6
7	STATE FARM FL INS CO	10739	P	33,043,952	2.6
8	AMERICAN BANKERS INS CO OF FL	10111	P	32,628,065	2.5
9	PROGRESSIVE AMER INS CO	24252	P	32,406,305	2.5
10	LEXINGTON INS CO	19437	P	27,799,514	2.2
11	NEW HAMPSHIRE INS CO	23841	P	26,186,552	2.0
12	AGCS MARINE INS CO	22837	P	23,664,410	1.8
13	FACTORY MUT INS CO	21482	P	21,997,194	1.7
14	JEWELERS MUT INS CO	14354	P	21,842,814	1.7
15	NATIONAL CAS CO	11991	P	21,551,098	1.7
16	GEICO MARINE INS CO	37923	P	18,951,248	1.5
17	PROGRESSIVE SELECT INS CO	10192	P	18,367,138	1.4
18	TRAVELERS PROP CAS CO OF AMER	25674	P	18,267,629	1.4
19	PROGRESSIVE EXPRESS INS CO	10193	P	18,243,370	1.4
20	UNITED STATES FIRE INS CO	21113	P	17,828,217	1.4
21	ZURICH AMER INS CO	16535	P	17,086,293	1.3
22	NATIONAL UNION FIRE INS CO OF PITTS	19445	P	16,997,027	1.3
23	SECURIAN CAS CO	10054	P	16,742,413	1.3
24	LYNDON SOUTHERN INS CO	10051	P	14,897,468	1.2
25	OLD REPUBLIC INS CO	24147	P	14,135,683	1.1
26	LIBERTY MUT INS CO	23043	P	13,270,908	1.0
LIFE, TOTAL PREMIUMS: \$9,468,703,294					
1	NORTHWESTERN MUT LIFE INS CO	67091	L	629,382,468	6.6
2	MASSACHUSETTS MUT LIFE INS CO	65935	L	498,691,080	5.3
3	LINCOLN NATL LIFE INS CO	65676	L	423,687,680	4.5
4	METROPOLITAN LIFE INS CO	65978	L	392,723,594	4.1

*WITH RANK 10 OR LESS, OR AT LEAST 1% MARKET SHARE
SOURCE: NAIC ANNUAL STATEMENT, STATE PAGE

TOP INSURANCE WRITERS*, BY PRODUCT TYPE

CALENDAR YEAR 2016

PURSUANT TO SECTION 624.313(1)(f), F.S.

RANK	COMPANY	NAIC COMPANY CODE	STATEMENT TYPE	DIRECT PREMIUMS WRITTEN (\$)	MARKET SHARE (%)
LIFE, TOTAL PREMIUMS: \$9,468,703,294					
5	JOHN HANCOCK LIFE INS CO USA	65838	L	336,177,053	3.6
6	NEW YORK LIFE INS CO	66915	L	316,049,292	3.3
7	AMERICAN GEN LIFE INS CO	60488	L	304,755,176	3.2
8	TRANSAMERICA LIFE INS CO	86231	L	290,538,846	3.1
9	GUARDIAN LIFE INS CO OF AMER	64246	L	262,322,288	2.8
10	PRUCO LIFE INS CO	79227	L	230,554,146	2.4
11	STATE FARM LIFE INS CO	69108	L	228,777,756	2.4
12	PRUDENTIAL INS CO OF AMER	68241	L	224,095,585	2.4
13	METLIFE INS CO USA	87726	L	208,850,716	2.2
14	PACIFIC LIFE INS CO	67466	L	195,691,151	2.1
15	NEW YORK LIFE INS & ANN CORP	91596	L	192,404,780	2.0
16	MINNESOTA LIFE INS CO	66168	L	169,423,207	1.8
17	AXA EQUITABLE LIFE INS CO	62944	L	164,202,332	1.7
18	PRIMERICA LIFE INS CO	65919	L	154,035,570	1.6
19	UNITED OF OMAHA LIFE INS CO	69868	L	138,565,783	1.5
20	MIDLAND NATL LIFE INS CO	66044	L	128,187,702	1.4
21	GREAT W LIFE & ANN INS CO	68322	L	118,926,296	1.3
22	PROTECTIVE LIFE INS CO	68136	L	99,133,841	1.0
23	LINCOLN BENEFIT LIFE CO	65595	L	96,848,563	1.0
MEDICAL PROFESSIONAL LIABILITY, TOTAL PREMIUMS: \$594,491,497					
1	DOCTORS CO AN INTERINS EXCH	34495	P	117,162,317	19.7
2	MAG MUT INS CO	42617	P	57,871,090	9.7
3	MEDICAL PROTECTIVE CO	11843	P	50,921,458	8.6
4	THE HLTHCARE UNDERWRITING CO RRG	10152	P	35,154,698	5.9
5	NATIONAL FIRE & MARINE INS CO	20079	P	17,896,734	3.0
6	PROASSURANCE CAS CO	38954	P	15,777,115	2.7
7	NORCAL MUT INS CO	33200	P	15,538,266	2.6
8	EVANSTON INS CO	35378	P	15,451,557	2.6
9	MEDMAL DIRECT INS CO	13793	P	14,097,163	2.4
10	AMERICAN CAS CO OF READING PA	20427	P	12,876,979	2.2
11	FD INS CO	12441	P	12,268,185	2.1
12	LEXINGTON INS CO	19437	P	9,926,238	1.7
13	SAMARITAN RRG INC	12511	P	9,443,506	1.6
14	MCIC VT A RECIP RRG	10697	P	8,375,113	1.4
15	LONE STAR ALLIANCE RRG	15211	P	7,797,154	1.3
16	CONTINENTAL CAS CO	20443	P	7,755,631	1.3
17	COLUMBIA CAS CO	31127	P	6,918,913	1.2
18	PHYSICIANS INS CO	11588	P	6,170,950	1.0
19	LANDMARK AMER INS CO	33138	P	5,989,263	1.0
MORTGAGE GUARANTY, TOTAL PREMIUMS: \$270,243,796					
1	RADIAN GUAR INC	33790	P	68,855,531	25.5
2	MORTGAGE GUAR INS CORP	29858	P	66,105,932	24.5
3	GENWORTH MORTGAGE INS CORP	38458	P	44,186,968	16.4
4	UNITED GUAR RESIDENTIAL INS CO	15873	P	35,093,203	13.0
5	ESSENT GUAR INC	13634	P	28,785,251	10.7
6	REPUBLIC MORTGAGE INS CO	28452	P	10,332,409	3.8
7	ARCH MORTGAGE INS CO	40266	P	8,135,555	3.0
8	NATIONAL MORTGAGE INS CORP	13695	P	6,246,992	2.3
9	MGIC IND CORP	18740	P	2,274,849	0.8
10	UNITED GUAR MORTGAGE IND CO	26999	P	216,249	0.1
MULTIPLE PERIL CROP, TOTAL PREMIUMS: \$92,342,003					
1	GREAT AMER INS CO	16691	P	23,290,303	25.2

*WITH RANK 10 OR LESS, OR AT LEAST 1% MARKET SHARE
SOURCE: NAIC ANNUAL STATEMENT, STATE PAGE

TOP INSURANCE WRITERS*, BY PRODUCT TYPE

CALENDAR YEAR 2016

PURSUANT TO SECTION 624.313(1)(f), F.S.

RANK	COMPANY	NAIC COMPANY CODE	STATEMENT TYPE	DIRECT PREMIUMS WRITTEN (\$)	MARKET SHARE (%)
MULTIPLE PERIL CROP, TOTAL PREMIUMS: \$92,342,003					
2	ACE PROP & CAS INS CO	20699	P	20,206,740	21.9
3	AMERICAN AGRI BUSINESS INS CO	12548	P	16,355,840	17.7
4	AGRI GEN INS CO	42757	P	11,430,426	12.4
5	NAU COUNTRY INS CO	25240	P	10,697,381	11.6
6	RURAL COMM INS CO	39039	P	4,175,977	4.5
7	GUIDEONE MUT INS CO	15032	P	2,104,882	2.3
8	PRODUCERS AGRICULTURE INS CO	34312	P	1,774,814	1.9
9	ASPEN AMER INS CO	43460	P	1,090,899	1.2
10	ACCEPTANCE IND INS CO	20010	P	1,082,637	1.2
OCEAN MARINE, TOTAL PREMIUMS: \$317,726,100					
1	GEICO MARINE INS CO	37923	P	33,484,592	10.5
2	XL SPECIALTY INS CO	37885	P	31,144,986	9.8
3	NATIONAL UNION FIRE INS CO OF PITTS	19445	P	30,237,596	9.5
4	TRAVELERS PROP CAS CO OF AMER	25674	P	19,322,673	6.1
5	ACE AMER INS CO	22667	P	17,226,426	5.4
6	SEVEN SEAS INS CO INC	37672	P	16,549,070	5.2
7	FEDERAL INS CO	20281	P	14,042,185	4.4
8	ATLANTIC SPECIALTY INS CO	27154	P	13,764,432	4.3
9	NATIONAL LIAB & FIRE INS CO	20052	P	13,595,416	4.3
10	NAVIGATORS INS CO	42307	P	13,142,778	4.1
11	GREAT AMER INS CO	16691	P	10,135,034	3.2
12	AIG PROP CAS CO	19402	P	8,549,555	2.7
13	STARR IND & LIAB CO	38318	P	8,238,224	2.6
14	CONTINENTAL INS CO	35289	P	7,388,868	2.3
15	AGCS MARINE INS CO	22837	P	7,238,774	2.3
16	MARKEL AMER INS CO	28932	P	5,652,128	1.8
17	UNITED STATES FIRE INS CO	21113	P	5,110,301	1.6
18	ENDURANCE ASSUR CORP	11551	P	4,229,314	1.3
19	TOKIO MARINE AMER INS CO	10945	P	4,173,706	1.3
20	AXIS INS CO	37273	P	3,940,121	1.2
21	AMERICAN SOUTHERN HOME INS CO	41998	P	3,461,906	1.1
22	INDEMNITY INS CO OF NORTH AMER	43575	P	3,306,929	1.0
23	LIBERTY MUT INS CO	23043	P	3,294,577	1.0
24	IRONSHORE IND INC	23647	P	3,198,313	1.0
OTHER CONSIDERATIONS, TOTAL PREMIUMS: \$4,834,714,700					
1	NATIONWIDE LIFE INS CO	66869	L	1,262,538,057	26.1
2	TRANSAMERICA FINANCIAL LIFE INS CO	70688	L	1,103,775,615	22.8
3	JOHN HANCOCK LIFE INS CO USA	65838	L	860,989,318	17.8
4	MASSACHUSETTS MUT LIFE INS CO	65935	L	274,721,790	5.7
5	PRUDENTIAL INS CO OF AMER	68241	L	236,449,805	4.9
6	NATIONWIDE LIFE & ANN INS CO	92657	L	209,078,160	4.3
7	TRANSAMERICA LIFE INS CO	86231	L	186,902,731	3.9
8	MUTUAL OF AMER LIFE INS CO	88668	L	112,870,353	2.3
9	HARTFORD LIFE INS CO	88072	L	110,068,953	2.3
10	MINNESOTA LIFE INS CO	66168	L	103,288,960	2.1
11	STANDARD INS CO	69019	L	97,646,850	2.0
12	NEW YORK LIFE INS CO	66915	L	87,220,480	1.8
OTHER LIABILITY, TOTAL PREMIUMS: \$4,899,231,326					
1	AMERICAN BANKERS INS CO OF FL	10111	P	1,515,985,321	30.9
2	ACE AMER INS CO	22667	P	126,210,161	2.6
3	CONTINENTAL CAS CO	20443	P	111,825,821	2.3
4	SOUTHERN OWNERS INS CO	10190	P	92,418,839	1.9

*WITH RANK 10 OR LESS, OR AT LEAST 1% MARKET SHARE
SOURCE: NAIC ANNUAL STATEMENT, STATE PAGE

TOP INSURANCE WRITERS*, BY PRODUCT TYPE

CALENDAR YEAR 2016

PURSUANT TO SECTION 624.313(1)(f), F.S.

RANK	COMPANY	NAIC COMPANY CODE	STATEMENT TYPE	DIRECT PREMIUMS WRITTEN (\$)	MARKET SHARE (%)
OTHER LIABILITY, TOTAL PREMIUMS: \$4,899,231,326					
5	FEDERAL INS CO	20281	P	84,638,908	1.7
6	EVANSTON INS CO	35378	P	74,109,090	1.5
7	SCOTTSDALE INS CO	41297	P	63,944,306	1.3
8	ZURICH AMER INS CO	16535	P	59,144,073	1.2
9	NATIONAL UNION FIRE INS CO OF PITTS	19445	P	56,305,687	1.1
10	LEXINGTON INS CO	19437	P	42,723,824	0.9
PRIVATE CROP, TOTAL PREMIUMS: \$448,524					
1	RURAL COMM INS CO	39039	P	248,785	55.5
2	GUIDEONE MUT INS CO	15032	P	80,218	17.9
3	HUDSON INS CO	25054	P	78,973	17.6
4	NAU COUNTRY INS CO	25240	P	31,703	7.1
5	AMERICAN AGRI BUSINESS INS CO	12548	P	4,981	1.1
6	GREAT AMER INS CO	16691	P	3,864	0.9
PRIVATE FLOOD, TOTAL PREMIUMS: \$47,796,186					
1	AMERICAN HOME ASSUR CO	19380	P	12,078,821	25.3
2	FACTORY MUT INS CO	21482	P	11,480,957	24.0
3	LEXINGTON INS CO	19437	P	7,191,285	15.0
4	WESTPORT INS CORP	39845	P	2,930,495	6.1
5	WESTERN WORLD INS CO	13196	P	2,500,825	5.2
6	LANDMARK AMER INS CO	33138	P	2,040,512	4.3
7	AFFILIATED FM INS CO	10014	P	1,503,786	3.1
8	ILLINOIS UNION INS CO	27960	P	1,402,465	2.9
9	VOYAGER IND INS CO	40428	P	1,243,673	2.6
10	AMERICAN STRATEGIC INS CORP	10872	P	1,130,057	2.4
11	BANKERS INS CO	33162	P	944,128	2.0
12	AIG PROP CAS CO	19402	P	906,081	1.9
13	FIRST SPECIALTY INS CORP	34916	P	823,577	1.7
PRIVATE PASSENGER AUTO, TOTAL PREMIUMS: \$17,333,359,880					
1	STATE FARM MUT AUTO INS CO	25178	P	2,752,259,326	15.9
2	GEICO GEN INS CO	35882	P	2,211,145,214	12.8
3	PROGRESSIVE AMER INS CO	24252	P	1,374,303,438	7.9
4	GEICO IND CO	22055	P	1,141,172,170	6.6
5	PROGRESSIVE SELECT INS CO	10192	P	1,123,598,240	6.5
6	ALLSTATE FIRE & CAS INS CO	29688	P	988,374,171	5.7
7	GOVERNMENT EMPLOYEES INS CO	22063	P	599,829,400	3.5
8	UNITED SERV AUTOMOBILE ASSN	25941	P	456,464,993	2.6
9	ALLSTATE INS CO	19232	P	386,633,567	2.2
10	WINDHAVEN INS CO	12541	P	354,136,452	2.0
11	USAA CAS INS CO	25968	P	353,867,493	2.0
12	INFINITY AUTO INS CO	11738	P	287,490,249	1.7
13	SAFECO INS CO OF IL	39012	P	268,580,627	1.5
14	USAA GEN IND CO	18600	P	259,650,966	1.5
15	STANDARD FIRE INS CO	19070	P	254,345,327	1.5
16	SECURITY NATL INS CO	33120	P	218,443,275	1.3
17	LM GEN INS CO	36447	P	205,137,840	1.2
18	DIRECT GEN INS CO	42781	P	203,221,482	1.2
19	ALLSTATE PROP & CAS INS CO	17230	P	190,719,065	1.1
20	UNITED AUTOMOBILE INS CO	35319	P	174,930,840	1.0
PRODUCTS LIABILITY, TOTAL PREMIUMS: \$215,733,913					
1	NATIONAL TRUST INS CO	20141	P	10,606,211	4.9
2	HARTFORD FIRE IN CO	19682	P	9,165,379	4.2
3	COLONY INS CO	39993	P	8,699,386	4.0
4	FEDERAL INS CO	20281	P	8,363,862	3.9

*WITH RANK 10 OR LESS, OR AT LEAST 1% MARKET SHARE
SOURCE: NAIC ANNUAL STATEMENT, STATE PAGE

TOP INSURANCE WRITERS*, BY PRODUCT TYPE

CALENDAR YEAR 2016

PURSUANT TO SECTION 624.313(1)(f), F.S.

RANK	COMPANY	NAIC COMPANY CODE	STATEMENT TYPE	DIRECT PREMIUMS WRITTEN (\$)	MARKET SHARE (%)
PRODUCTS LIABILITY, TOTAL PREMIUMS: \$215,733,913					
5	ENDURANCE AMER SPECIALTY INS CO	41718	P	8,080,189	3.7
6	FCCI INS CO	10178	P	6,159,976	2.9
7	AMERISURE INS CO	19488	P	5,694,253	2.6
8	EVANSTON INS CO	35378	P	5,649,151	2.6
9	GREAT AMER E&S INS CO	37532	P	5,647,857	2.6
10	AMERISURE MUT INS CO	23396	P	5,250,817	2.4
11	AMERICAN HOME ASSUR CO	19380	P	4,781,594	2.2
12	WESTERN WORLD INS CO	13196	P	4,452,107	2.1
13	ARCH SPECIALTY INS CO	21199	P	4,437,685	2.1
14	ADMIRAL INS CO	24856	P	3,708,551	1.7
15	COVINGTON SPECIALTY INS CO	13027	P	3,327,200	1.5
16	SECURITY NATL INS CO	19879	P	3,319,450	1.5
17	ZURICH AMER INS CO	16535	P	3,111,227	1.4
18	WESCO INS CO	25011	P	3,056,445	1.4
19	FIRST MERCURY INS CO	10657	P	2,874,137	1.3
20	NORTH RIVER INS CO	21105	P	2,864,516	1.3
21	ALLIANZ GLOBAL RISKS US INS CO	35300	P	2,750,131	1.3
22	MID CONTINENT CAS CO	23418	P	2,718,109	1.3
23	TRAVELERS PROP CAS CO OF AMER	25674	P	2,666,575	1.2
24	LIBERTY MUT FIRE INS CO	23035	P	2,640,634	1.2
25	LEXINGTON INS CO	19437	P	2,552,003	1.2
26	JAMES RIVER INS CO	12203	P	2,503,037	1.2
27	GEMINI INS CO	10833	P	2,389,580	1.1
28	MONROE GUAR INS CO	32506	P	2,291,727	1.1
29	KINSALE INS CO	38920	P	2,270,813	1.1
30	OHIO SECURITY INS CO	24082	P	2,265,090	1.0
31	AMERICAN GUAR & LIAB INS	26247	P	2,201,559	1.0
32	FEDERATED MUT INS CO	13935	P	2,190,226	1.0
SURETY, TOTAL PREMIUMS: \$361,620,054					
1	TRAVELERS CAS & SURETY CO OF AMER	31194	P	55,471,260	15.3
2	LIBERTY MUT INS CO	23043	P	34,747,862	9.6
3	FIDELITY & DEPOSIT CO OF MD	39306	P	25,988,104	7.2
4	WESTERN SURETY CO	13188	P	20,691,294	5.7
5	FEDERAL INS CO	20281	P	12,376,008	3.4
6	BERKLEY INS CO	32603	P	11,602,573	3.2
7	WESTCHESTER FIRE INS CO	10030	P	10,814,762	3.0
8	ARCH INS CO	11150	P	9,397,046	2.6
9	GREAT AMER INS CO	16691	P	8,589,659	2.4
10	HARTFORD FIRE IN CO	19682	P	8,303,718	2.3
11	UNITED STATES FIRE INS CO	21113	P	7,294,475	2.0
12	INTERNATIONAL FIDELITY INS CO	11592	P	6,247,181	1.7
13	PHILADELPHIA IND INS CO	18058	P	5,585,236	1.5
14	ATLANTIC SPECIALTY INS CO	27154	P	5,240,060	1.4
15	LYNDON SOUTHERN INS CO	10051	P	5,055,340	1.4
16	TRAVELERS CAS & SURETY CO	19038	P	5,022,532	1.4
17	NORTH AMER SPECIALTY INS CO	29874	P	4,568,315	1.3
18	HUDSON INS CO	25054	P	4,559,944	1.3
19	WESTFIELD INS CO	24112	P	4,477,551	1.2
20	FCCI INS CO	10178	P	4,388,570	1.2
21	RLI INS CO	13056	P	4,308,558	1.2

*WITH RANK 10 OR LESS, OR AT LEAST 1% MARKET SHARE
SOURCE: NAIC ANNUAL STATEMENT, STATE PAGE

TOP INSURANCE WRITERS*, BY PRODUCT TYPE

CALENDAR YEAR 2016

PURSUANT TO SECTION 624.313(1)(f), F.S.

RANK	COMPANY	NAIC COMPANY CODE	STATEMENT TYPE	DIRECT PREMIUMS WRITTEN (\$)	MARKET SHARE (%)
SURETY, TOTAL PREMIUMS: \$361,620,054					
22	OHIO CAS INS CO	24074	P	4,200,168	1.2
23	MERCHANTS BONDING CO A MUT	14494	P	4,162,104	1.2
24	OLD REPUBLIC SURETY CO	40444	P	4,006,144	1.1
25	PALMETTO SURETY CORP	13121	P	3,967,867	1.1
26	LEXON INS CO	13307	P	3,936,183	1.1
27	US SPECIALTY INS CO	29599	P	3,814,934	1.1
TITLE, TOTAL PREMIUMS: \$1,363,804,047					
1	OLD REPUBLIC NATL TITLE INS CO	50520	T	431,451,804	31.6
2	FIRST AMER TITLE INS CO	50814	T	289,585,873	21.2
3	CHICAGO TITLE INS CO	50229	T	172,707,120	12.7
4	FIDELITY NATL TITLE INS CO	51586	T	146,678,869	10.8
5	WESTCOR LAND TITLE INS CO	50050	T	78,808,562	5.8
6	STEWART TITLE GUAR CO	50121	T	76,257,418	5.6
7	COMMONWEALTH LAND TITLE INS CO	50083	T	39,968,699	2.9
8	WFG NATL TITLE INS CO	51152	T	36,507,297	2.7
9	TITLE RESOURCES GUAR CO	50016	T	27,302,940	2.0
10	ALLIANT NATL TITLE INS CO INC	12309	T	25,207,109	1.8
11	NORTH AMER TITLE INS CO	50130	T	24,732,680	1.8
WARRANTY, TOTAL PREMIUMS: \$468,934,174					
1	COURTESY INS CO	26492	P	270,466,892	57.7
2	WESCO INS CO	25011	P	32,224,142	6.9
3	CONTINENTAL INS CO	35289	P	24,878,513	5.3
4	MOTORS INS CORP	22012	P	24,002,745	5.1
5	DEALERS ASSUR CO	16705	P	17,602,419	3.8
6	UNIVERSAL UNDERWRITERS INS CO	41181	P	16,918,125	3.6
7	TOYOTA MOTOR INS CO	37621	P	14,650,896	3.1
8	ZALE IND CO	30325	P	12,052,918	2.6
9	OLD UNITED CAS CO	37060	P	9,191,934	2.0
10	FIRST COLONIAL INS CO	29980	P	8,757,104	1.9
11	PROTECTIVE PROP & CAS INS CO	35769	P	8,653,841	1.8
12	AMERICAN ROAD INS CO	19631	P	7,117,790	1.5
13	HERITAGE IND CO	39527	P	6,708,008	1.4
14	MIC PROP & CAS INS CORP	38601	P	6,119,421	1.3
WORKERS' COMPENSATION, TOTAL PREMIUMS: \$2,769,020,557					
1	BRIDGEFIELD EMPLOYERS INS CO	10701	P	256,099,724	9.2
2	ASSOCIATED INDUSTRIES INS CO INC	23140	P	155,185,317	5.6
3	FCCI INS CO	10178	P	140,181,129	5.1
4	ZENITH INS CO	13269	P	139,756,749	5.0
5	TECHNOLOGY INS CO INC	42376	P	136,833,420	4.9
6	RETAILFIRST INS CO	10700	P	90,854,490	3.3
7	AMERICAN ZURICH INS CO	40142	P	75,827,722	2.7
8	AMERISURE INS CO	19488	P	72,744,071	2.6
9	FFVA MUT INS CO	10385	P	68,990,887	2.5
10	GUARANTEE INS CO	11398	P	61,028,121	2.2
11	ZURICH AMER INS CO	16535	P	60,053,536	2.2
12	NORGUARD INS CO	31470	P	57,374,755	2.1
13	TWIN CITY FIRE INS CO CO	29459	P	49,449,652	1.8
14	TRAVELERS IND CO OF AMER	25666	P	49,092,611	1.8
15	CHARTER OAK FIRE INS CO	25615	P	48,440,614	1.7
16	BRIDGEFIELD CAS INS CO	10335	P	43,524,924	1.6
17	AMERISURE MUT INS CO	23396	P	35,263,026	1.3
18	HARTFORD CAS INS CO	29424	P	32,984,201	1.2

*WITH RANK 10 OR LESS, OR AT LEAST 1% MARKET SHARE
SOURCE: NAIC ANNUAL STATEMENT, STATE PAGE

TOP INSURANCE WRITERS*, BY PRODUCT TYPE

CALENDAR YEAR 2016

PURSUANT TO SECTION 624.313(1)(f), F.S.

RANK	COMPANY	NAIC COMPANY CODE	STATEMENT TYPE	DIRECT PREMIUMS WRITTEN (\$)	MARKET SHARE (%)
WORKERS' COMPENSATION, TOTAL PREMIUMS: \$2,769,020,557					
19	INDEMNITY INS CO OF NORTH AMER	43575	P	32,501,200	1.2
20	AMERICAN INTERSTATE INS CO	31895	P	32,286,238	1.2
21	NORMANDY INS CO	13012	P	31,566,650	1.1
22	INSURANCE CO OF THE STATE OF PA	19429	P	29,340,340	1.1
23	TRAVELERS PROP CAS CO OF AMER	25674	P	28,502,920	1.0
24	LM INS CORP	33600	P	27,772,762	1.0

*WITH RANK 10 OR LESS, OR AT LEAST 1% MARKET SHARE
SOURCE: NAIC ANNUAL STATEMENT, STATE PAGE

FOOTNOTES

1. National Association of Insurance Commissioners (NAIC), About the NAIC.
2. National Association of Insurance Commissioners (NAIC), Committees & Activities.
3. Florida Office of Insurance Regulation, Long Range Program Plan, FY 2017-18 through FY 2021-22, (September 30, 2016).
4. Market Investigations is included under Compliance and Enforcement for state budgetary purposes. Operationally, it is under the Office of the General Counsel.
5. U.S. Department of Commerce, Bureau of Economic Analysis. SA27N Full-Time and Part-Time Wage and Salary Employment by NAICS Industry, 10/3/2017.
6. U.S. Department of Commerce, Bureau of Economic Analysis. SA6N Compensation of Employees by NAICS Industry, 10/3/2017.
7. U.S. Department of Commerce, Bureau of Economic Analysis. SA27N Full-Time and Part-Time Wage and Salary Employment by NAICS Industry, 10/3/2017.
8. Calculated based on U.S. Department of Commerce, Bureau of Economic Analysis (BEA) SA27N Full-Time and Part-Time Wage and Salary Employment by NAICS Industry, 10/3/2017 and U.S. Department of Commerce, Bureau of Economic Analysis. SA6N Compensation of Employees by NAICS Industry, 10/3/2017.
9. U.S. Department of Commerce, Bureau of Economic Analysis. SA6N Compensation of Employees by NAICS Industry, 10/3/2017.
10. U.S. Department of Commerce, Bureau of Economic Analysis (BEA). Gross Domestic Product by State for “Insurance carriers and related activities” and all Industries Florida.
11. Compiled by the Florida Office of Insurance Regulation from data maintained by the Florida Department of Revenue.
12. Florida Office of Insurance Regulation.
13. National Association of Insurance Commissioners, State Insurance Regulation in Florida: Key Facts and Trends.
14. National Association of Insurance Commissioners: State Insurance Regulation in California: Key Facts and Trends; State Insurance Regulation in New York: Key Facts and Trends; and State Insurance Regulation in Texas Key Facts and Trends.
15. CY 2010 Accident and Health Markets Gross Annual Premium and Enrollment Report Summary, September 20, 2011.
16. CY 2016 Accident and Health Markets Gross Annual Premium and Enrollment Report Summary, July 31, 2017
17. Florida Office of Insurance Regulation Individual PPACA Market Monthly Premiums for Plan Years 2015 and 2016.
18. 2016 Life and Health Market Overview Report, Medicare Supplement Insurance.
19. 2016 Life and Health Market Overview Report, Life Insurance.
20. 2016 Life and Health Market Overview Report, Annuities.
21. 2016 Life and Health Market Overview Report, Long-Term Care Insurance.
22. Florida Office of Insurance Regulation, Property and Casualty Product Review.
23. Florida Office of Insurance Regulation Press Release March 31, 2016
24. Medical Malpractice Closed Claim Database and Rate Filing Annual Report October 2017 for Calendar Year 2016.
25. Workers’ Compensation Annual Report January 2017 for Calendar Year 2016.
26. Florida Office of Insurance Regulation 2016 Take-Out Summary.
27. Citizens Property Insurance Corporation 2016 Depopulation Statistics.
28. Citizens Property Insurance Corporation Policies in Force December 31, 2016.
29. Florida Office of Insurance Regulation, Legal Services.
30. Florida Office of Insurance Regulation, Budget Office.



Florida Office of Insurance Regulation

**J. Edwin Larson Building
200 E. Gaines Street
Tallahassee, Florida 32399**

**Phone: (850) 413-3140
www.floir.com**

