

# FLORIDA FIRES

## 2017 Annual Report





# Table of Contents

## 2017 ANNUAL REPORT

CFO and State Fire Marshal Jimmy Patronis	2
SFM Division Director Julius Halas	4
DIFS Division Director Simon Blank	5
Office of the Director	6
Bureau of Fire Standards & Training	9
Bureau of Fire Prevention	18
Bureau of Forensic Services	27
Bureau of Fire & Arson Investigations	33

## 2017 FLORIDA FIRES APPENDIX

Bureau of Fire & Arson Investigations Field Operations	43
Florida Fire Incident Reporting System	46
Civilian Deaths from Fires/Civilian Deaths from Fires by Property Use	47
Civilian Deaths by County	48
Civilian Fire Deaths by Age & Sex/Civilian Injuries from Fires by Property Use	49
Florida Counties Fire & Non-Fire Totals	50
Florida Wildfires by County & Acres Burned	54
2017 Summary Statistics	58
Total Breakdown of Fires by Property Use/Total State Dollar Loss	59
Percentage of Fires & Dollar Loss Compared to Five Year Average by Property Use	60
2017 Heat Source & Cause of Ignition Percentages	62
Total Dollar Loss, Area of Origin & Fire Cause Percentages for Residential Structures	64
Smoke Detector Use Data	65
Fire Sprinkler Use Data	66
Average Response Frequencies	67
Frequency & Number of Civilian & Fire Service Injuries in High Rise Structure Fires	70
2017 Fallen Firefighters	72
Firefighter Injuries vs Number of Fire Incidents	74
Fire Incidents & Firefighter Fire Related Injuries by Peak Hour & Day of the Week	76
Fire Incidents & Firefighter Fire Related Injuries by Month & Quarter of the Year	78
2017 Assistance to Firefighters' Grant Awards	80
2017 FFIRS Reporting Fire Departments	82
2017 Florida Fire Service Awards Recipients	86
Florida Fire Incident Reporting System Survey	88



# FLORIDA FIRES



DIVISION OF STATE FIRE MARSHAL  
FLORIDA DEPARTMENT OF FINANCIAL SERVICES

[www.MyFloridaCFO.com/SFM](http://www.MyFloridaCFO.com/SFM)



## JIMMY PATRONIS

State Fire Marshal,  
Chief Financial Officer

### Dear Floridians:

As Florida's Chief Financial Officer and State Fire Marshal, I have the opportunity and honor to serve among one of the strongest communities in Florida – the fire service community. Florida's fire service community is unique and often faced with a myriad of danger and risk stemming from both man-made and natural disasters. With each risk comes a call for service, a call answered by modern-day heroes. Every day, fire service professionals from across Florida work to protect our communities, risking their lives for the well-being of their fellow Floridians.



## LINE OF DUTY DEATHS

During 2017, we saw more fire-related injuries and deaths, and an uptick in property losses when compared to previous years. In total, there were 52,895 fires, 2,042,876 emergency medical incidents, 519,824 other incidents, and 160,372 false alarms reported to the Florida Fire Incident Reporting System, totaling more than \$446,456,251.00 in property losses. Of those fires, 14,994 were accidental, 3,155 were intentional and, tragically, there were 200 civilian fatalities and 1,312 injuries. Sadly, we lost three firefighters in line of duty deaths (LODD): Lieutenant James F. Dorminy, Reedy Creek Emergency Services, DOD: May 18, 2017; Firefighter Paramedic Steven R. Terry, Hernando County Fire Rescue, DOD: October 16, 2017; and Driver Engineer Jeffrey Atkinson, Tallahassee Fire Department, DOD: December 15, 2017. An additional 1,185 firefighters were injured on duty. We will remain steadfast in our mission to increase resources, training, and fire safety awareness so we can see these numbers decline.

The men and women who make up the fire service profession work in one of the most unpredictable fields, never knowing when they will be called to duty or how severe the situation may be. In 2017, an active hurricane season tested our state, the threat of wildfire persisted, and catastrophic events continued to challenge the fire service and the entire first responder community. Through collaborative efforts and the emergency support functions they perform, our fire service professionals play an integral role in providing a sense of safety and security to Florida communities, citizens, and visitors.

Hurricane Irma's landfall caused catastrophic flooding, destructive winds, and a variety of challenges to Florida. Immediately after the storm moved north, Emergency Support Functions 4 (firefighting) and 9 (urban search & rescue) had boots on the ground in the most heavily impacted areas. The life-saving measures I witnessed from members of our fire service community were nothing short of heroic and their sacrifices will forever be remembered.

I've spent time stopping by and breaking bread at fire houses across Florida. I've met with firefighters and their families to hear first-hand the issues that impact them most. We shared stories, we celebrated, we paid tribute, and we shed tears. With each conversation, we find ways to better serve the needs of this community and what I can do to support Florida's fire service professionals. It's critical for them to work in an environment that allows them to answer the call to duty efficiently, effectively, and safely.

In 2017, four states, including Texas, passed measures increasing access to mental health benefits for first responders, with three of those states doing it through the workers' compensation system. In late 2017, I announced that securing mental health for first responders suffering from post-traumatic stress disorder (PTSD) was my top priority. I'll be focusing, too, on securing cancer coverage for our firefighters so they can receive treatment without shouldering the enormous cost. Together, we can combat the staggering suicide rate and prevalence of cancer that currently exists in the fire service.

Members of the fire service community show up for us every day without questioning our politics, economic status, or where we are from. They only care about helping us when we need them most. Whether it is through fighting fires, investigating, training or one of the many other ways they serve, they sacrifice time with friends and family for the betterment of their communities. We thank them for their dedication and service.



Jimmy Patronis  
Chief Financial Officer and State Fire Marshal





# SFM Division Director Julius Halas



**JULIUS HALAS**  
Division Director  
State Fire Marshal

The Division of State Fire Marshal has accomplished many of its goals this year despite dealing with the devastating 2017 Hurricane Season which proved to be the costliest season on record, surpassing that of 2005, with damages of more than \$280 billion. In August and September of 2017, Hurricane Harvey caused tremendous flooding in Texas and was quickly followed by Hurricanes Irma, Maria, and Nate. Florida's Task Force Teams were ready and responded to assist our neighbors in Texas and our citizens in Florida.

The Florida Fire College hosted the first Florida Fire Services Mental Health Symposium along with the second annual Firefighter Cancer Symposium at our campus in Ocala. The mental and physical health of the men and women of the fire service is of paramount concern to their employers, and their loved ones. It is our job to facilitate increased awareness of the hazards faced daily by our brave firefighters. We will continue partnering with the University of Miami and several other firefighter health and safety organizations to achieve these important goals.

Other changes in 2017, include increased appropriation of legislative funds totaling over seven million dollars that will assist 10 local governments with purchasing fire apparatus, equipment, and renovations and construction of new fire stations. These grants are a tremendous contribution to the recipients, some of which sustained damage during the recent hurricanes and were in desperate need of these funds.

The men and women of the Florida Division of State Fire Marshal remain dedicated to providing quality service to the State of Florida and our primary goal is to serve this great State with honor, integrity, and professionalism. It is my honor to work daily with these dedicated and talented employees of the State Fire Marshal's Office.

Under the direction of Florida Chief Financial Officer and State Fire Marshal, Jimmy Patronis, and his leadership team, we proudly continue our mission to improve service and performance to Florida's residents, visitors, businesses, and the fire service throughout the great State of Florida!

Sincerely,

Julius E. Halas  
Division Director  
State Fire Marshal





# Division of Investigative and Forensic Services

The newly formed Division of Investigative and Forensic Services (DIFS), which merged all DFS law enforcement personnel, the forensic laboratory, and related services met many new challenges in 2017. As a nationally recognized leader in our investigative efforts, our ability to share information, intelligence, and resources was easily recognized as paramount in meeting the needs of our customers. Our mission statement is “Serving and safeguarding the public and businesses operating in the State of Florida against acts of fraud, arson, and the misuse of state funds.” To accomplish this, leadership from the following areas continue to work tirelessly to maintain the common goals of the Bureau of Insurance Fraud, Bureau of Fire and Arson Investigations, Bureau of Forensic Fire and Explosive Analysis, and the Office of Fiscal Integrity.

The new Division of Investigative and Forensic Services continues to collaborate and support the mission and goals of the CFO and State Fire Marshal, including assistance with the management and coordination of ESF 4 & 9 at the State Emergency Operations Center (EOC). In addition, DIFS continues to assist FDLE and other law enforcement agencies which manage and coordinate ESF 16. Needless to say, the activation of the State EOC in 2017, for Hurricanes Harvey, Irma, Maria, and Nate certainly involved many of the DIFS staff working at the State EOC, as well as in-the-field in support of ESF 4, 9, & 16. Many of our personnel responded at the early stages of each event to assist with search and rescue and Special Operations Group (SOG) missions, as well as law enforcement protection services, from Pensacola to Jacksonville to Key West.

During 2017, the Bureau of Fire and Arson Investigations maintained an arrest rate for the crime of arson well above the national average. The Bureau of Forensic Services maintained accreditation with two independent accrediting organizations. It is my privilege to work with the men and women of this division who devote their talents to the pursuit of justice for their fellow citizens.

Sincerely,

Simon Blank  
Division Director  
Investigative and Forensic Services



**SIMON BLANK**  
DIFS Division Director





# Office of the Director

## Assistant Director

During 2017, the Division of State Fire Marshal (DSFM) proudly maintained accreditation status for each of its bureaus, thus assuring the quality controls which are nationally recognized as standards of excellence throughout the industry. This has been accomplished through the hard work and dedication of the men and women of the Division Office, the Bureau of Fire Prevention, and the Bureau of Fire Standards and Training, who continuously strive to maintain these professional accreditation goals. Each one is to be commended for ongoing efforts that always meet and often exceed these standards of excellence. As the Assistant Director for the Division of State Fire Marshal, I am proud to work alongside these dedicated state employees whose extensive knowledge and professionalism ensures our mission remains successful.

The division touts its long-established relationships between the fire service, law enforcement, and related professional associations, which are paramount to keeping open lines of communication. During times of natural disaster, the missions of local, state, and federal agencies which are our partners, often over-lap in scope, making communication an essential element of success. Keeping subject matter experts serving on technical advisory committees ensures Florida stays at the forefront of improvement and innovation in our industry. Maintaining the relationship between the DSFM and the International Fire Marshals' Association (IFMA) has been the catalyst for many ground-breaking ideas to enhance serving the varied needs of Florida's Fire and Emergency Services.

The level of dedication, enthusiasm and commitment of each member of the division's team of employees who come to work each day striving for excellence in serving the fire service and citizens of Florida is unparalleled. As you read this 2017 Annual Report, please take a moment to learn about each bureau and its mission of service. We are very proud of their work and the accomplishments they have achieved. Also note the detail and analysis of the statistical data provided by our local partners through the Florida Fire Incident Reporting System (FFIRS). This information provides highly useful and important decision making data to our fire and emergency services, the citizens and state and local governments of Florida seeking to become better informed about the services their agencies provide.

Florida Statute 633.135 and Florida Administrative Code 69A-37.502 established the Firefighter Assistance Grant Program to improve the emergency response capability of volunteer fire departments, providing financial assistance to increase firefighter safety and enable them to deliver firefighting and emergency medical services to their communities. Grant funding is available for training, personal protective equipment, self-contained breathing apparatus and cost share subsidy for the United States Fire Administration's Assistance to Firefighters Grant (AFG) apparatus award recipients. Ten Firefighter Assistance Grants were awarded in the year 2017. Grant applications are available on the Division of State Fire Marshal's website. We hope these grants will help our fire service partners be better prepared to address the needs and safety concerns of all first responders, and the citizens and visitors of Florida.

Sincerely,

Melvin M. Stone  
Assistant Director



**MELVIN STONE**  
Assistant Director

# Emergency Management and Response

During 2017, Florida and ESF 4 & 9 experienced our busiest year since 2005, with a very active wildfire season followed by Hurricanes Harvey, Irma, and Maria. Our preparation, training, and experience paid off. Hurricane Harvey tied with 2005's Hurricane Katrina as the costliest tropical cyclone on record, primarily from catastrophic rainfall-triggered flooding in the metropolitan area of Houston, Texas. The resulting floods swamped hundreds of thousands of homes, displacing more than 30,000 people and necessitated more than 17,000 rescues, several thousand of which were made by swift water elements from Florida Task Forces 4 and 3 in the Beaumont area and Task Force 1 in and around Houston.

Hurricane Harvey initially formed as a tropical storm on August 17, 2017, deteriorated into a tropical wave on August 19 and redeveloped into a hurricane on August 23. On August 25, Harvey made landfall as a Category 4 hurricane with winds of 130 mph near Rockport, Texas. It was the first major hurricane to make landfall in the United States since Hurricane Wilma in 2005, ending a 12-year period with no hurricane making landfall at the force of a major hurricane nationwide. Over a four-day span, many areas received more than 40 inches of rain as the system slowly moved over eastern Texas and its waterways, causing record flooding. With peak rainfall of 60.58 inches, Harvey was the wettest tropical cyclone ever recorded in the United States. Harvey caused at least 107 confirmed deaths: 1 in Guyana, and 106 in the United States. Total damage was estimated at \$125 billion, making it one of the costliest natural disasters ever in the United States. All-time tropical cyclone rain records were broken. Before dissipating over the Southeast, Harvey generated flash flooding in parts of Arkansas, Kentucky, and Tennessee from August 31 through September 1.

Next, Hurricane Irma formed August 30, 2017, and was an extremely powerful and catastrophic Cape Verde hurricane. Irma was the strongest observed in the Atlantic in terms of maximum sustained winds since Wilma, and the strongest storm on record to exist in the open Atlantic region. All of Florida's 8 Urban Search & Rescue (US&R) Task Forces, 128 Technical Rescue Teams (TRT), and 10 federal US&R teams were actively engaged in numerous rescue and search operations throughout the state, particularly in Collier and Monroe Counties. Embedded with these elements were Special Operations Group (SOG) teams comprised of the Florida Division of Forensic and Investigative Services, Fish and Wildlife Conservation Commission, and Florida National Guard and Incident Management Teams (IMT) from the Florida Forest Service. Over 60,000 structures were searched and cleared, and more than 200 people were rescued along with 125 small animals. Irma was the first Category 5 hurricane to strike the Leeward Islands on record, and is the second most expensive Caribbean hurricane on record. The ninth named storm, fourth hurricane, second major hurricane, and first Category 5 hurricane of the 2017 Atlantic hurricane season, Irma caused extensive and disastrous damage throughout its long life, principally in the northeastern Caribbean and the Florida Keys. It was also the most intense hurricane to strike the continental United States since Katrina in 2005, the first major hurricane to make landfall in Florida since Wilma in that same year, and the first Category 4 hurricane to strike the state since Hurricane Charley in 2004. Harvey dissipated on September 13, 2017; damages were \$64.76 billion, and total confirmed fatalities were 134 souls.

We always hope there will be no major events affecting our state each year, but we ceaselessly work to be prepared for their occurrence as evidenced by our response to this year's challenges.



Wayne E. Watts, Jr. MPA  
Fire and Search & Rescue (ESF 4 & 9) Coordinator



**WAYNE WATTS**  
Senior Management  
Analyst - Supervisor





**JOHN KOHNKE**  
Domestic Security

## Domestic Security Grant Programs

The Domestic Security Program works in conjunction with various federal, state, and local agencies, as well as constituent groups, to support and enhance the state's specialized teams providing the capabilities of Urban Search and Rescue, Hazardous Materials Response, and mobile Mutual Aid Radio communications responses across the state. Since the state does not physically house these resources, the State Fire Marshal's Office partners with local departments through the Florida Fire Chiefs' Association State Emergency Response Plan (SERP) to provide these capabilities. The coordination team supports local specialized response teams through developing grant funded projects, response planning, deployment during activations, reimbursement claims eligibility, documentation, and submittal for reimbursement.

Over the past fifteen years, the Domestic Security Program helped secure and oversee the Fire Rescue allocations of the Federal Homeland Security Grant Funds to the 8 Urban Search & Rescue (US&R) teams, 29 Chemical, Biological, Radiological, Nuclear and Explosive (CBRNE) capable Hazardous Materials teams (18 SHS Grant funded), 8 Mutual Aid Radio Cache (MARC) units, and local Light Technical Rescue Teams (LTRT).

To accomplish this, the Domestic Security Coordinator works in concert with the Emergency Support Function (ESF) 4 – Firefighting and ESF 9 - Search and Rescue Coordinator; the Florida State Fire College; the State Division of Emergency Management; the Florida Forestry Service; the Department of Environmental Protection; the Florida Fish and Wildlife Commission; the Florida Fire Chiefs' Regional Coordinators, the Florida Fire Chiefs Association's subcommittees of Domestic Security Resource; the Florida Association of Search & Rescue; and the Florida Hazardous Materials Response. In addition, the Coordinator is a member of the State Emergency Response Commission on Hazardous Materials.

The Domestic Security Program works to ensure the integration of various committees, commissions, funding sources, and response agencies to support the statewide capabilities of ESF 4&9 in response to major emergencies and disasters.





# Bureau of Fire Standards and Training

The mission of the Bureau of Fire Standards and Training (BFST) continues to be one of enabling the success of Florida's fire service in meeting the needs of the respective communities. This is possible through an intentional and active process of understanding the needs of our constituents and in turn ensuring every function of the BFST is geared to support those needs. BFST's efforts to manage quality training programs, an effective certifications process, and effective safety programs are at the heart of meeting these requirements.

To facilitate quality training programs, BFST has worked to redesign a variety of curricula and improve the instructional experiences of individuals attending the Florida State Fire College. In 2017, BFST staff began providing all training centers in the state with access to a variety of "standard" training videos developed by the University of Miami as part of the multi-year, multi-million-dollar grant provided by the Florida State Fire Marshal's Office to conduct cancer research specific to Florida's fire service. These videos serve to train Florida's incoming and incumbent firefighters about occupational exposure to carcinogens, potential transmission paths, and techniques to reduce the exposures to carcinogens following fire incidents.

In addition to the University of Miami Cancer Research grant, BFST is actively involved in managing a \$1 million grant focused on improving the health and safety of Florida's volunteer firefighters and a separate \$1 million grant to reduce the exposure of all Florida's firefighters to carcinogens. This health and safety grant initiative has proven highly successful in ensuring Florida's volunteer firefighters have access to current personal protective equipment and self-contained breathing apparatus. Additionally, the grant program to reduce the exposure of firefighters to carcinogens will be completed in 2018, and is focused on providing on-scene decontamination kits and additional training materials to all Florida fire service providers.

In 2015, BFST began utilizing contract instructors on the campus of the Florida State Fire College to augment its staff instructors. The intent behind this initiative was to allow subject matter experts in the industry an opportunity to train future leaders in Florida's fire service and ensure the learning environment offered current information impacting our industry. In 2017, feedback from this initiative remains very positive with students indicating their ability to immediately apply what they have learned when they return to the respective agencies. An added benefit to using these instructors is not only enhanced quality instruction and increased student count, but also an increase to the number of classes being delivered at FSFC facilitating students' ability to earn desired certifications in a timely manner.

In 2017, the Florida State Fire College served as host to the "first-ever" Florida Fire Service Mental Health Symposium. During the symposium, members of Florida's Safety and Health Collaborative ([www.FloridaFirefighterSafety.org](http://www.FloridaFirefighterSafety.org)) presented a variety of topics encompassing stress management, suicide prevention, and industry best practices which participants can apply to ensure a "safe" environment exists within their agencies. There were more than 100 attendees. Along with the annual Cancer Symposium, BFST staff will continue enabling delivery of an annual Mental Health Symposium at the Florida State Fire College, and other mental health initiatives across the state.

Rulemaking continues to be a significant aspect in meeting the mission of the BFST. Successful rulemaking provides all affected parties an opportunity to provide input and feedback into the process. All BFST programs are developed through an open rulemaking process. Rulemaking may be initiated at the request of our fire service stakeholders or by the bureau. The BFST serves as the organizer of the process, receiving input from others to reach consensus on rule language.



**MICHAEL TUCKER**  
Bureau Chief

**MARK HARPER**  
Assistant Superintendent





The BFST strongly encourages participation by individuals and constituents to frame a consensus on rules, which creates a truly participative process by inviting both pro and con comments. To stay informed, please subscribe to the Florida Administrative Weekly site at [www.flrules.org/](http://www.flrules.org/) to receive notifications of any BFST rulemaking.

As in previous years, the BFST is grateful to receive continued funding to update the Fire College campus. In 2017, BFST began construction of new burn simulator and fire ground rehabilitation (rehab) center. These two projects, totaling nearly \$2 million, demonstrate a clear commitment on the part of the State Fire Marshal's Office and the Florida Legislature to deliver training and improve safety for Florida's fire service. The fire ground rehab building, is the only known building of its type in the state and serves to drive a culture of safety among Florida's firefighters. The continued investment in the Florida State Fire College campus is the direct result of support received from our various constituent groups and stakeholders.

The BFST strives to regularly remind everyone that **THE** Florida State Fire College is **YOUR** Fire College. We look forward to seeing you for future classes!

## Student Services Section

**REGINA SAUERACKER**

Operations Manager

**ANGELA CAIN**

Registrar

The Bureau of Firefighter Standards and Training (BFST) Student Services Section at the Florida State Fire College reaches all members of fire and emergency service organizations throughout the state. As the first line of communication for the BFST, we are proud to assist students both by telephone and internet support to answer questions related to fire certifications, registration, and dormitories. We also provide guidance to all guests on campus.

Exceptional customer service is our focus to ensure the learning experience at the Florida State Fire College exceeds the expectations of our students and their organizations. There is an average of 4,500 students on campus annually and over half utilize the fire college dormitories. We strive to meet the needs of our students by encouraging input through participant surveys. These surveys let us know if students were satisfied with their stay on campus and solicits information on areas we can improve. Continuous improvements are made to the dormitories and campus as funding permits.

Upcoming improvements include paving the roads and parking lots on campus, replacing windows and air conditioning units in the dormitories and new training props being constructed. The new burn simulator and student rehab center are now complete.



**Figure 1:** New Fire Ground Rehab Center at the Florida State Fire College



**Figure 2:** New Burn Simulator at the Florida State Fire College

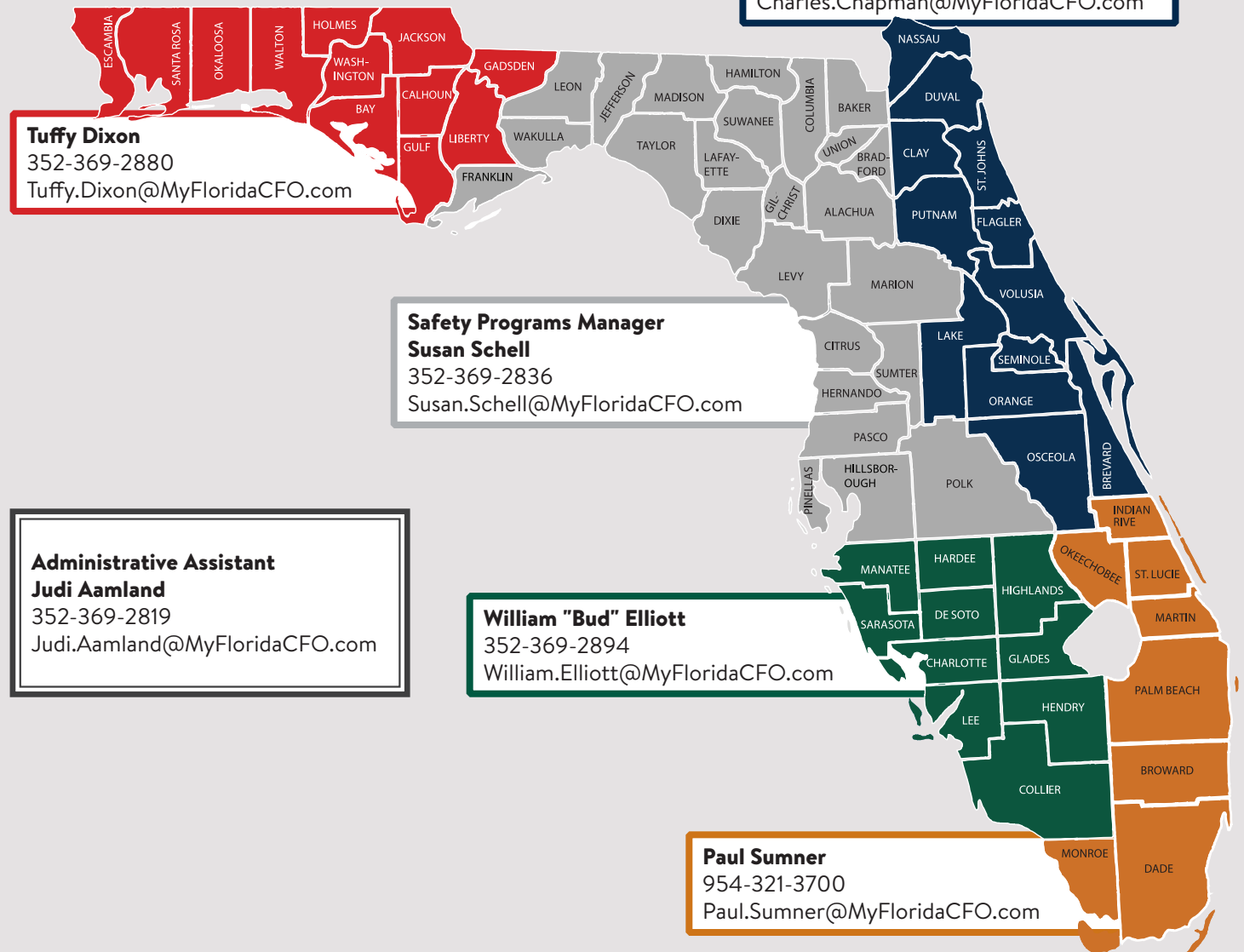
# Safety Section

**SUSAN SCHELL**  
Safety Programs Manager

Safety is integral to the well-being of Florida's emergency services. Whether responding to emergencies, training, or conducting routine functions within the station, safety must be a part the culture. The Safety Section is responsible for overseeing the safety of emergency service providers in their places of employment, whether in the station or while on an emergency call. The Safety Section continues to increase awareness of safety issues at all levels in fire departments across the state.

Florida recognizes the importance of safety for its fire service personnel by providing funds for firefighter cancer initiatives. Sylvester Cancer Center was again provided a grant to continue its very important work in the field of firefighter cancer. Besides conducting research, Sylvester is developing tools like an exposure reporting process and providing updates at conferences throughout the state. They participated in the Health and Safety Conference held in Orlando in December and have been providing updates to the various Health and Safety Collaboratives statewide.

## Safety Section Team's Geographical Areas of Responsibility





The bureau continues its cooperative ventures with the Health and Safety Collaboratives and has seen an increase in regional collaboratives throughout the state. Field representatives attend these meetings to maintain contact with fire service safety personnel and assist with safety initiatives. The bureau continues to support and participate in the Florida Fire Chiefs' Association Health and Safety Conference held annually in December.

The State of Florida also provided a \$1 million Local Fire Service Cancer Mitigation Grant Program which will provide every responding apparatus in Florida with a decontamination kit. The kit provides all the necessary equipment to conduct gross decon on scene, yet another step in protecting firefighters from carcinogens. The kits will be delivered in 2018.

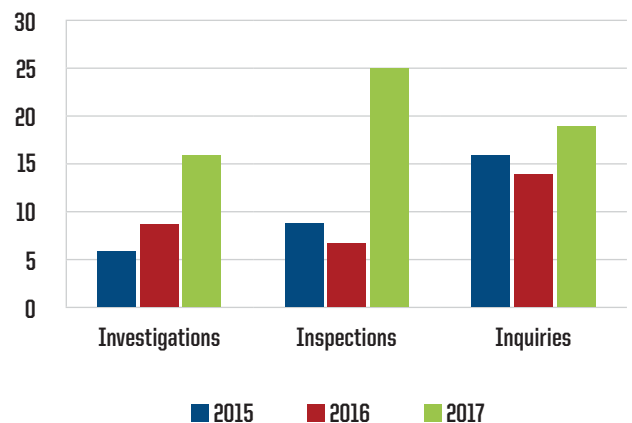
Training opportunities on safety issues are also a very important factor. The first Mental Health Symposium was held in May 2017. Eighty-nine attendees were provided information on topics such as: Suicide Among the Fire Service; Post Traumatic Stress in Emergency Responders; PEER Counseling and Critical Incident Stress Management; Keeping Retirees Active; and Preparing Families for Firefighter Life.

The bureau remains committed to annual delivery of the Annual Cancer Symposium. Unfortunately, the bureau had to postpone its Annual Cancer Symposium scheduled for September when hurricanes visited the state. Our emergency responders were extremely active handling emergencies and recovery activities, so the event was postponed until the spring.

While the section is tasked with conducting inquiries, inspections, and investigations, it educates fire department personnel on safety regulations that have been adopted by the state. Part of the inspections conducted during the year are an integral part of the Volunteer Firefighters Assistance Grant. Recipients of the grant are required to meet safety compliance regulations. Grants have been awarded throughout the state, keeping regional representatives busy conducting compliance inspections.

Regional representatives regularly attend events regarding safety issues and act as a resource for departments' questions and concerns. Many departments have requested voluntary compliance inspections to assure their department meets current regulations. Any department chief or governmental authority may request an inspection by contacting their regional representative or our main office.

### Safety Section Activity



The Safety Section saw an increase of approximately 50% in the number of inspections and investigations from 2016 to 2017.

This year, investigations and inquiries centered on properly trained personnel, violation of the 2-in 2-out regulation, and facilities concerns. There have also been several firefighters hospitalized more than 24 hours, requiring an investigation to be completed. Several cases requiring investigation were for injuries during training events. These injuries resulted from overexertion and dehydration.

Another area causing injuries is overhaul, where firefighters may tend to let their guard down. This has caused foot injuries and burns when firefighters stepped into burning materials. These incidents clearly highlight the necessity for safety during both training and emergency responses. The need for properly trained safety officers to observe both firefighters and fire scene conditions during training and emergencies cannot be over emphasized.

The purpose of any investigation, inspection, or inquiry is to assure safety policies and procedures are in place, policies are followed, and future infractions do not occur. This process does not place blame, but rather ensures that safety is fostered from management down to employees.

The Safety Section's goal is to provide information on safety issues that lead to all firefighters enjoying a healthy and safe working environment. Instilling safety in all department functions will continue to help protect the emergency services providers of the state.

# Standards Section

**SCOTT STITES**  
Standards Supervisor

The Standards Section has eight full-time employees who manage the Florida Fire Service certification programs, consisting of more than 100,000 certifications for over 70,000 firefighters. The full-time positions are supplemented with seven OPS personnel who assist with periodic field examination testing and annual inspections of the 44 certified training centers.

The Standards Section has the responsibility for oversight and maintenance of the Florida Fire Service certification programs as defined in Florida Statute and Administrative Code. In total, the Standards Section certified 8,602 candidates during 2017. This is a 23 percent increase in overall state certifications issued in 2016.

Candidates for Pro Board certification come from students in the Florida fire service and military personnel participating in technical training. The training of military personnel takes place at designated military bases in the southeast region or at the Florida State Fire College. In 2017, the Standards Section issued 4,860 Pro Board certifications; a 23 percent increase over the previous year.

The Minimum Standards written and practical examination evaluates an applicant’s ability to maintain currency with the education and skills required of a firefighter. A Certificate of Compliance is awarded to applicants who complete the required training, achieve a passing score on a comprehensive examination and meet all statutory requirements for certification. In 2017, there were 2,273 certificates issued for Firefighter II. This is an 8 percent increase from 2016.

For a firefighter to retain a Firefighter Certificate of Compliance, every four years, he or she must:

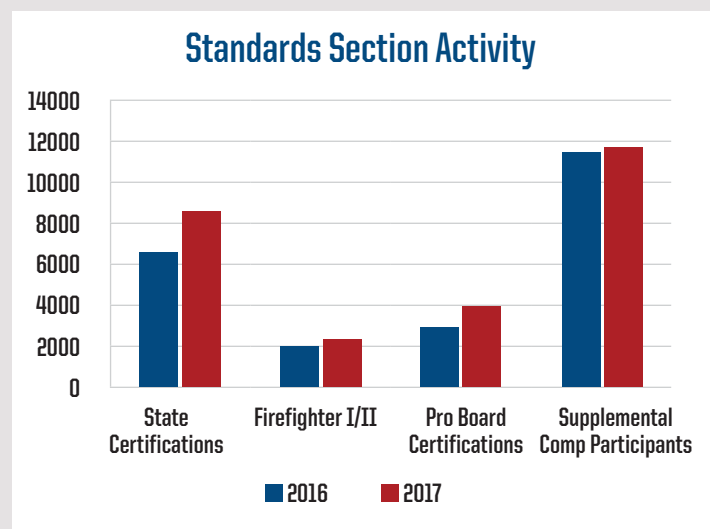
- 1) Be active as a firefighter, or
- 2) maintain a current and valid fire service instructor certificate, instructing at least 40 hours during the four-year period, or
- 3) successfully complete a refresher course consisting of a minimum of 40 hours of training, or
- 4) successfully retake and pass the Minimum Standards Course examination within six months before the four-year period expires, or
- 5) be employed full time as a fire safety inspector or fire investigator, regardless of her or his employment status as a firefighter, or
- 6) provide service as a volunteer firefighter for a cumulative six months within a four-year period.

The bureau filled a vacant Standards Supervisor position this year. This addition allows a significant amount of work to be taken over and given the attention it deserves. There were a few key personnel changes in 2017, and this position has taken the lead to restructure the section and ensure the highest level of customer service.

Through an effort of several personnel, the bureau updated the Performance Objectives (PO’s) for the Minimum Standards classes. These PO’s assist the academy with a standardized set of practical skills taught during the firefighting academy. The 44 Certified Training Centers across the state now have a method of instruction which considers their input, ensuring whether a student attends training in the Panhandle of Florida or the Florida Keys, the training is consistent with what our future firefighters are expected to know from the first day of their new job following the academy. Our goal is to train the best firefighters in the country and lead the industry in training and standardized practices.

A significant component in meeting the requirements above is that each firefighter and fire service provider maintain their information within FCDICE. Fire Service Providers must maintain accurate rosters to ensure their firefighters (volunteer and career) are properly credited with the service that allows them to retain certification. Inaccurate records may negatively impact their staff by having their certifications shown as expired. The presence of accurate contact information in FCDICE also allows the BFST to effectively communicate with everyone for specific issues pertaining to their certifications.

The Standards Section also manages the Firefighter Supplemental Compensation Program, which awards an education incentive to fire department personnel with qualifying degrees. In 2017, the office processed a total of \$9,886,158.70; a disbursement to 11,701 participants in the program. This is an increase of \$416,834.70 and 231 more participants over 2016.





# Training Section - Experiential Learning

**FRANCIS ENNIST**

Training Supervisor

**EUGENIA TUCKER**

Fire College Instructor

**JUDI AAMLAND**

Government Analyst

The Florida State Fire College continues to deliver high quality, professional instruction to firefighters, inspectors, our U.S. Military, law enforcement, and other customers. We achieve this mission by using full-time instructors supplemented by part-time and contract instructors in the classroom. Our full-time instructors also function as Program Managers who coordinate, review, update, and develop all courses, and provide supervision and support for the part-time and contract instructors.

The BFST Training function has taken on a new look with the establishment of two distinct areas of focus; Experiential Learning and Executive Development. The Experiential Learning focus consists of the Program of Study for the following certifications; Minimum Standards for Firefighters, Fire Officer I, Fire Officer II, Pump Operator, Technical Rescue, Hazardous Materials Technician, Fire Safety Inspector, and Fire Investigator.

Through collaborative efforts with training providers and professionals, the Training Section provides state-of-the-art educational and training opportunities. The section supports 4,000 instructors and training providers in serving the Florida fire service by providing a variety of resources and information.

The Florida State Fire College, through the Training Section, also delivers instruction in various disciplines through a contract with Marion Technical College (MTC). MTC is contracted to teach Firefighter Minimum Standards, Pump Operator, Urban Search and Rescue, and Hazardous Materials courses. The Florida State Fire College also supports MTC in the training of United States Army personnel in all urban search and rescue disciplines.

In 2017, the Fire College continued collaborating with MTC in the firefighter bridge course enabling our military veterans to qualify for firefighter certification. This program, named "Operation Dispatch," is a statewide initiative to assist military personnel returning to the workforce after service to our country. This initiative is the only

known program of its kind in the United States. Through a collaboration with the Florida Fire Chiefs Association (FFCA) and the BFST Safety Section, fire service instructors around the state were given the opportunity to complete train-the-trainer courses in Incident Safety Officer, Health and Safety, and Legal Issues for Safety Officers. This effort continues providing firefighters with the opportunity to take advantage of local training to meet the requirements for Safety Officer certification.

Your Training Section continues working with constituent groups to maintain the currency of curriculum. Updating syllabi is an ongoing effort critical to maintaining current information for course delivery. Once these are done they are placed on the bureau's website along with plans of instruction that have been developed for instructors teaching the curriculum. The next challenge will be to work with our constituent base and subject matter experts to incorporate the new addition of NFPA 1403 Live Fire Training and update the current Live Fire Instructor curriculum with a projected completion date of December 2018.

The Training Section continues working with the Bureau of Fire and Arson Investigations by supporting delivery of arson courses and the updated student manual which encompasses four of the arson courses leading to certification.

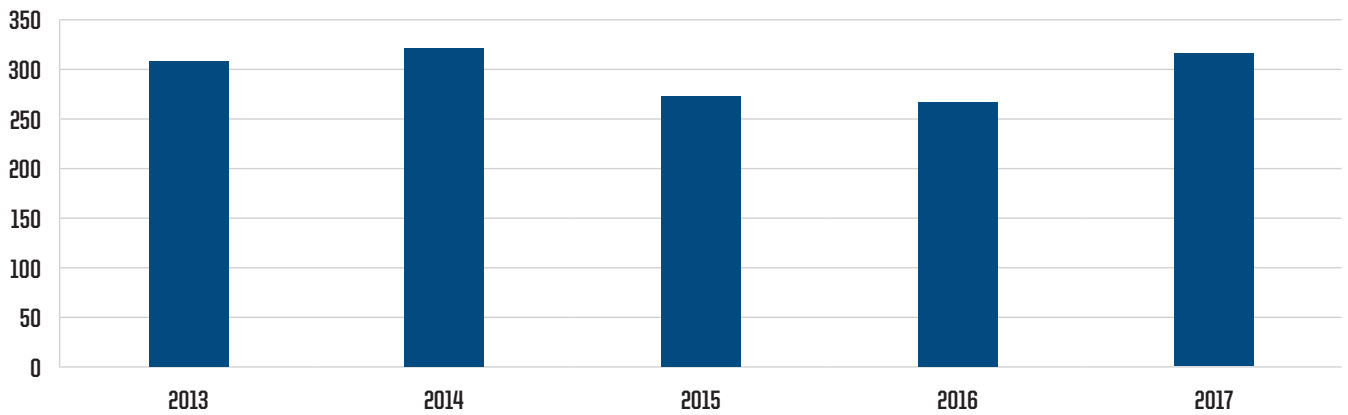
The Training Section staff works with the Standards Section to assure all certification exams are current with all applicable NFPA Standards. Subject matter experts are routinely involved to validate the state exams being offered for certification. The section continues evaluation and approval of all online courses leading to certification. Continued development of this alternate teaching methodology provides flexibility to emergency services personnel. The staff of the Training Section tirelessly leads the charge to update course prefixes to maximize the way courses are identified and recognized by training providers.

The Training Section's goal is to provide personnel with the most current information and tools to achieve training for all emergency services personnel utilizing a variety of methodologies. The section is unceasingly focused on introducing new methods to meet the emerging needs of instructors and the fire service. By knowing their needs, we are better able to provide quality service to our customers and students and better prepare them to serve the needs of their communities.

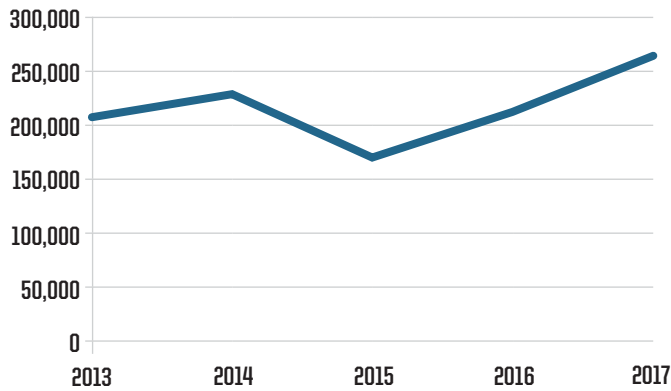
The Florida State Fire College is committed to offering courses leading to certification and professional development. The following charts compare the last five years of classes offered and number of students attending classes at Florida State Fire College. The training staff is most proud of the fact that even with the landfall of Hurricane Irma and the following weeks of class cancellations and the housing of resources for storm recovery, both sides of the ever-vigilant Training Section delivered valuable training to 6,336 students through 316 courses, accumulating 260, 235 student contact hours.



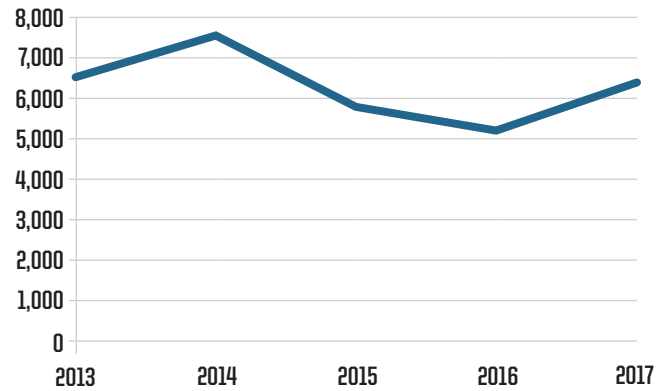
Number of Classes Offered



Student Contact Hours



Number of Students





## Executive Development Section

### **PATRICK GIACOBBE**

Section Supervisor  
State Coordinator, NFA Training

### **MARY-ELLEN HARPER**

Fire College Instructor

The Bureau of Fire Standards and Training continues providing educational leadership through its coordination of Fire Service Higher Education programs in the State of Florida. Through its relationships with the Florida Department of Education (FLDOE) and the National Fire Academy, and in partnership with the Florida Fire Service Educator's Consortium (Florida public and private colleges and universities offering Fire Science degree programs), the bureau plays an integral role in the administration and coordination of college level fire and emergency services programs.

A very important function of BFST's Executive Development Team is to provide counseling to students wishing to pursue an associates or bachelor's degree in a fire service related degree program. Many of the courses taken in pursuit of Florida fire certifications can be applied to accredited degree programs, saving time and money for firefighters as they pursue higher education.

To assist with developing the leadership and critical thinking skills required at the supervisory and managing officer level, the bureau ensures the availability of the National Fire Academy Leadership in Supervision courses as well as the Shaping the Future course. These courses are prerequisites for attending the National Fire Academy's Managing Officer Program. This NFA program is comprised of a multiyear curriculum that introduces emerging fire and emergency services leaders to personal and professional skills in change management, risk reduction, and adaptive leadership.

Recognizing the importance of critical thinking, analytical skills and executive leadership training for chief fire officers, a formalized executive development process becomes paramount. During the upcoming year, the bureau has plans to sponsor an executive level series of classes for fire chiefs in partnership with the National Fire Academy. The bureau is proud of its position in developing and positioning itself to provide needed leadership skills within the higher education framework for Florida's fire service.

## Volunteer Fire Section

### **CHARLIE FRANK**

State Volunteer Fire Coordinator

Established in July 2016, the Volunteer Fire Section is located at the Florida State Fire College. The section is managed by the State Volunteer Fire Coordinator whose responsibility is to assist volunteer and combination fire departments with training, Florida Statute and Administrative Code (F.A.C.) requirements, recruitment and retention, resources, grants, and manage the BFST "Grow as You Go" Online Firefighter I Training Program and Florida Firefighter Assistance Grant Program.

The BFST "Grow as You Go" Online Firefighter I Training Program was created in March 2016, to provide new recruits the ability to complete the classroom portion of Firefighter I at their own pace and at no cost to their fire department. The program is modularly designed and provides a means for new members to assist their department at five different Completion Points while working to complete the Volunteer Firefighter Certificate of Completion. The Completion Points are: Support Personnel; Tender Driver/Operator; Wildland Firefighting; Vehicle Collisions; and Exterior Firefighting. To receive their Volunteer Firefighter Certificate of Completion (206 hours), the recruit successfully completes the online course along with associated skill sheets, Florida Firefighter I Practical Skills Task Book, Live Fire Evolutions, and remaining requirements in F.A.C. 69A-37.055(2)(b).

### **BFST "Grow as You Go" Online Firefighter I Program January 2017 thru December 2017**

Number of Enrolled Students	94
Support Personnel	17
Tender Driver/Operator	0
Wildland Firefighting	8
Vehicle Collision	3
Exterior Firefighting	7
Firefighter I	6

The Florida Firefighter Assistance Grant Program was established by Section 633.135, F.S. on July 1, 2016. The purpose of the Grant Program is improving the emergency response capability of volunteer and combination fire departments by providing financial assistance to improve firefighter safety and enable such fire departments to provide firefighting, emergency medical and rescue services to their communities.

In July of each of year, the total available funding amount, grant period, start and end dates, and application instructions are published on the BFST Volunteer Section webpage, and grant applications will be accepted for a thirty (30) day period. In accordance with F.A.C. 69A-37.502(3) eligibility requirements include: Being a fire service provider, organized for not less than five years, recorded in the division's online electronic database, have a Florida Fire Department Identification (FDID) number, submitting the online Florida Fire Service Needs Assessment survey, compliant with Safety Compliance Inspection, and submitting fire incident data for a period of twelve months following the date of grant award. Grant funding is available

for several purposes including: reimbursement cost to conduct practical skill training contained in the volunteer firefighter curriculum; to purchase personal protective equipment and self-contained breathing apparatus; and subsidize the cost share match for the FEMA Assistance to Firefighters Grant (AFG) to obtain a pumper fire apparatus. Grant funding is 100% so there is no match required from the department awarded. In 2017, the grant assisted over 30 volunteer and combination fire departments in purchasing 11 sets of personal protective equipment and 26 self-contained breathing apparatus, assisted one volunteer department with AFG cost-share match to purchase a tender, and assisted one county (eight volunteer fire departments) with reimbursement of instructor cost for Firefighter I training.

The State Volunteer Fire Coordinator is available to assist volunteer and combination fire departments with meeting their needs in providing the best fire service to their communities. The State Volunteer Fire Coordinator has met with over 75 volunteer fire departments in 2017. Contact your State Volunteer Fire Coordinator, Charlie Frank, at 352-369-2808, or [VolunteerFirefighter@myfloridacfo.com](mailto:VolunteerFirefighter@myfloridacfo.com).







# Bureau of Fire Prevention



**CASIA SINCO**  
Bureau Chief

The Bureau of Fire Prevention focuses on reducing loss of life and property damages due to fire. The bureau's multiple compliance and enforcement programs, including boiler inspections, licensure of fire related industries, explosives and fire code development are constantly updated to improve efficiency, ensure customer service and safety and remain current with statutorily mandated changes. The bureau manages its programs through four functional areas: Plans Review, Inspections, Regulatory Licensing and Boiler Safety.

## Efficiency Measures

The bureau always seeks new methods to improve efficiency within each of its functional areas. In the coming year, the bureau will begin implementation of an electronic plans review system. The system will allow agencies and architects to upload and apply for plans review online, saving the state and users valuable printing, storage, and postage costs, as well as decreasing review time.

## Public Safety

The bureau continues expanding our public safety education efforts. We offer fire extinguisher training to state employees and members of the public, utilizing digital trainers which allow indoor and outdoor training. The bureau delivers fire safety education to audiences and venues throughout the state including the Florida State Fair, Fire Prevention Week and Campus Fire Safety Week, and has begun implementing a Greek Fire Safety Program geared towards members of fraternities and sororities on state university campuses.

## Staff Development and Training

The bureau's professional and administrative staff completes hundreds of hours of continuing education and professional development courses annually to maintain currency with the changing conditions in the regulated industries. The bureau continues its support of initiatives of the National Fire Academy and Federal assistance programs aimed at fire and life safety improvement. Our staff works with key fire service leaders in code development and interpretation in addition to serving on technical and regional code development committees, as well as the Florida Building Commission. The bureau's staff also performs administrative and field operations roles in support of ESF 4&9 (Fire Fighting and Search and Rescue) during periods of natural or man-made disasters.

## State Fire Marshal - Compliance and Enforcement Bureau of Fire Prevention FY 2016/17

Number of boiler inspections completed by department inspectors	820
Number of construction plans reviewed	379
Number of entity requests for licenses, permits and certifications processed within statutorily mandated time frames	10,052
Number of recurring inspections completed	6,855
Number of high hazard inspections completed	7,620
Number of construction inspections completed	1,950
Number of regulatory inspections completed	1,062

# Boiler Safety Program

The Boiler Safety Program is responsible for enforcement of the Boiler Safety Act, as outlined in Chapter 554 of the Florida Statutes. The Department of Financial Services adopts by rule a State Boiler Code for the safe construction, installation, inspection, maintenance, and repair of boilers installed throughout Florida. The program issues a certificate of competency annually to qualified applicants who work for licensed boiler insurance companies as special inspectors. Examinations are given quarterly to qualified individuals desiring to inspect boilers, when requested.

Boiler Safety Section staff consist of the chief, five deputy boiler inspectors and two administrative support staff. Boiler insurance companies employ about 140 special inspectors who conduct inspections and submit inspection reports to the program.

## Operations

There are more than 14,000 registered boilers located in Florida public assembly locations in active service. For the 2017 calendar year, the deputy boiler inspectors, program staff and insurance company special inspectors conducted and/or recorded 8,825 boiler inspections, identified 1,664 violations and closed 791 violations (See Chart).

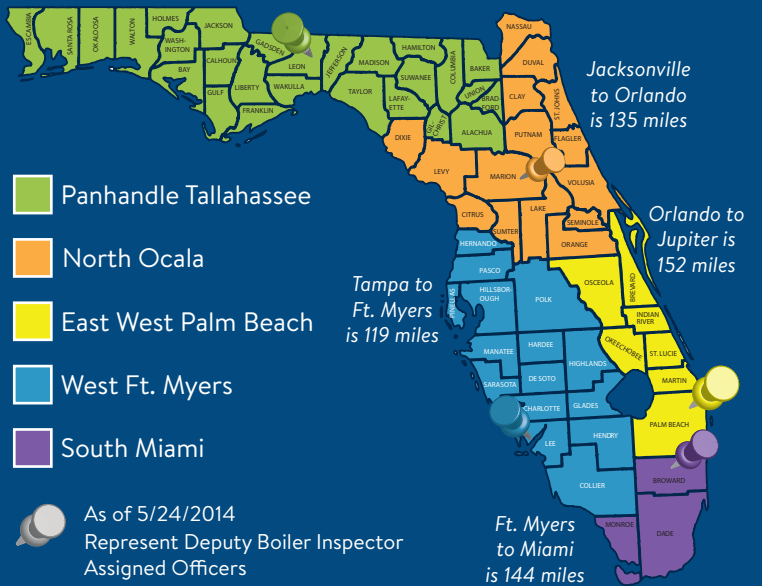
The owner of a boiler located in a place of public assembly, must fulfill three criteria to obtain a certificate of compliance as described in the Boiler Safety Act. First, the boiler must have a current certificate of inspection performed by the chief, deputy or special inspector documented on an inspection report described within the boiler safety rules and submitted for processing to the boiler safety program. Boiler safety program staff process the information, create an invoice for the statutory certificate fee and create a violation letter if needed. Once payment

has posted for the fee, and any documented violations have been cleared by the appropriate inspector, the certificate is issued and mailed via a daily batch process.

The Boiler Safety Section’s efforts continue being directed toward getting the right inspector to the right boiler. This means if the boiler is insured, the insurer has the obligation to complete the inspection. State deputy inspectors do not inspect insured boilers; could in effect subsidize one insurance company over another.

Want more information? The Boiler Safety Program has a robust website, public portal and report generator that contains information and statistics about currently registered boilers in the state. Visit us at [www.myfloridacfo.com/boiler](http://www.myfloridacfo.com/boiler) to see for yourself.

## Boiler Territories



## Inspector Activity Report 2017

	Re-Inspections			1st Inspections			Follow-Up			Total Inspections			Violations Found	Violations Closed	
	External	Internal	Combination	External	Internal	Combination	External	Internal	Combination	External	Internal	Combination			
SFM Deputy INSPECTORS	459	377	22	60	113	106	3	3	248	171	26	51	820	357	131
AGENCY INSPECTORS TOTAL	6,636	5,483	1,127	26	660	628	28	2	709	621	87	1	8,005	1,307	660
Program Total	7,095	5,860	1,149	86	773	734	31	5	957	792	113	52	8,825	1,664	791



# Plans Review Section

## JOHN S. GATLIN

Engineer IV  
Plans Review Chief

As a section within the Bureau of Fire Prevention, our primary mission is “to protect human life from fire and products of combustion as well as reduce state government and taxpayers’ losses due to fire.” Our timely and thorough compliance reviews of proposed building designs, help internal and external stakeholders identify effective fire protection features and life safety systems that detect, extinguish, or control fire, and allow for the safe and timely exit of occupants from state owned and state leased buildings during an emergency. Section team members also serve as subject matter experts and assist other members within the bureau and division on a variety of subjects and projects.

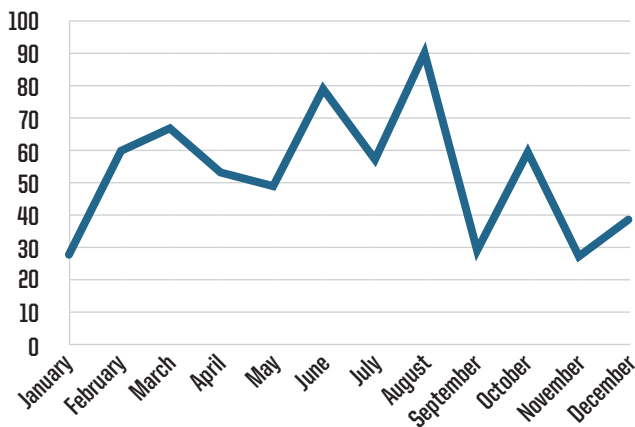
The section worked with agencies, owners, designers, engineers, contractors and other code enforcement officials to ensure all 375 formal state-owned and state-leased building projects, along with the 273 associated activities, totaling over \$260 million during 2017, met compliance with the Florida Fire Prevention Code. These reviews

range from the fire protective system shop drawings to complex university research facilities. Both prescriptive and performance based codes are applied, enabling the customer to meet their needs without restricting the design professionals’ creativity. As our state must also build in isolated and non-traditional locations, some projects require the use of performance-based codes, and thus require sound engineering analysis, equivalency concepts, redundancy, and detailed review.

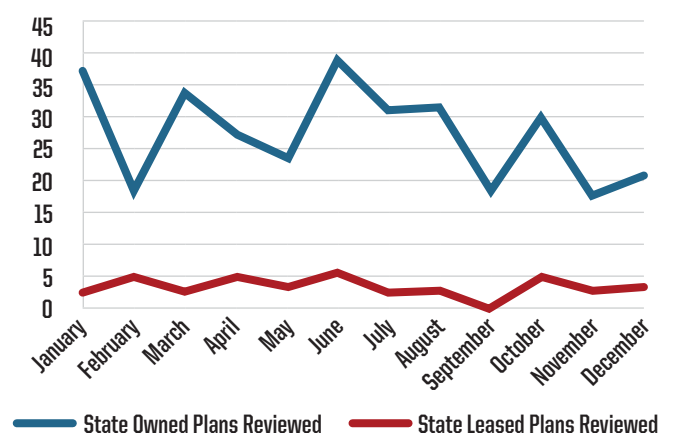
Plan review is a vital, cost effective and value-added engineering tool that provides guidance when buildings are in the design phase and throughout the construction cycle. Identifying potential code problems early in the process allows designers, state agencies, and taxpayers to avoid costly construction changes and delays. This year’s reviewed plans benefited hundreds of direct customers by facilitating timely project completion and hundreds of thousands of indirect customers by ensuring buildings are designed to the appropriate fire prevention code for those who work in and visit them.

During 2017, section staff continued its work toward implementing electronic plans review and digitizing all legacy plans and documents. With full implementation of electronic plans review scheduled for 2018, the section anticipates enhanced efficiency in the review process.

### 2017 Total Activities by Month



### 2017 Formal Plan Reviews by Type



# Inspections Section

## JOHN WALKER

Senior Management Analyst - Supervisor

The Inspections Section is the largest of the four code compliance sections within the Bureau of Fire Prevention. We are a customer oriented, multi-faceted unit with statutory authority to conduct fire safety inspections in state-owned properties and applicable regulated industries throughout the state. There are nine field offices located in six multi-county regions. The purpose of our inspections is to identify, advise, and ensure correction of fire code violations and licensing renewal requirements, to prevent or reduce the probability of fires through code compliance. The section assists with development of the Florida Administrative Code which includes regulations for occupancies classified by law as “uniform” buildings and structures. These occupancies include, hospitals, nursing homes, restaurants, public lodging

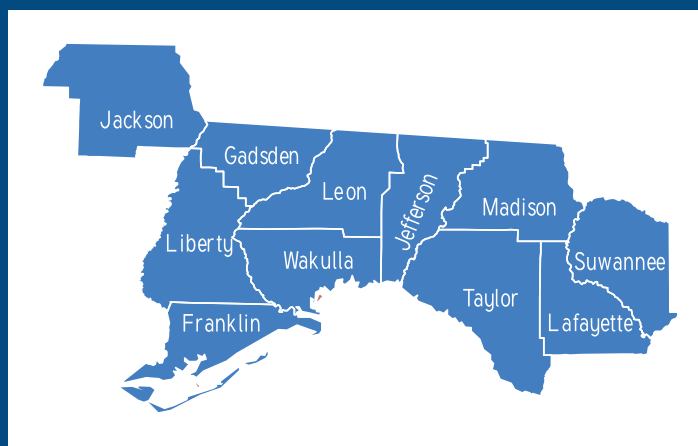
establishments and childcare facilities among others. The section’s staff also respond to calls for code interpretation and assistance; other members continue participation with the Florida Building Commission and administration of the Department’s Loss Control and Safety Program.

The section’s mission is “*strive to improve fire safety for Florida’s citizens and visitors through gathering, storing and the retrieval of related critical data that is one of the core responsibilities of the bureau.*” Another equally important aspect of our mission is preventing fires through public education regarding fire safety and fire hazards.

Throughout the year, section team members are involved in numerous public education and outreach activities ranging from fire prevention presentations, assistance to local government officials and other state agencies, code development, complaint and regulatory licensing investigations, disaster training, and mitigation duties.

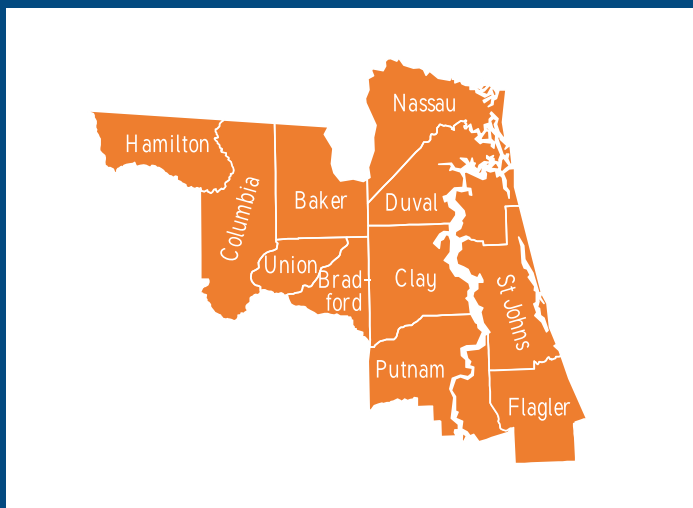
## North Region

The North Region is under the command of District Chief Paul Dyer. The region encompasses 11 counties including Jackson, Gadsden, Leon, Liberty, Jefferson, Madison, Suwanee, Lafayette, Taylor, Wakulla and Franklin. Field operations are conducted by the region’s 5 Fire Protection Specialists. The North Region conducts inspections on over 2,300 buildings per year, not including construction, regulatory or lease spaces. Examples of the high hazard buildings inspected in this region include the 22-story Florida State Capitol, Florida State University, including Doak Campbell Stadium, Florida A&M University, several prisons and a hospital.



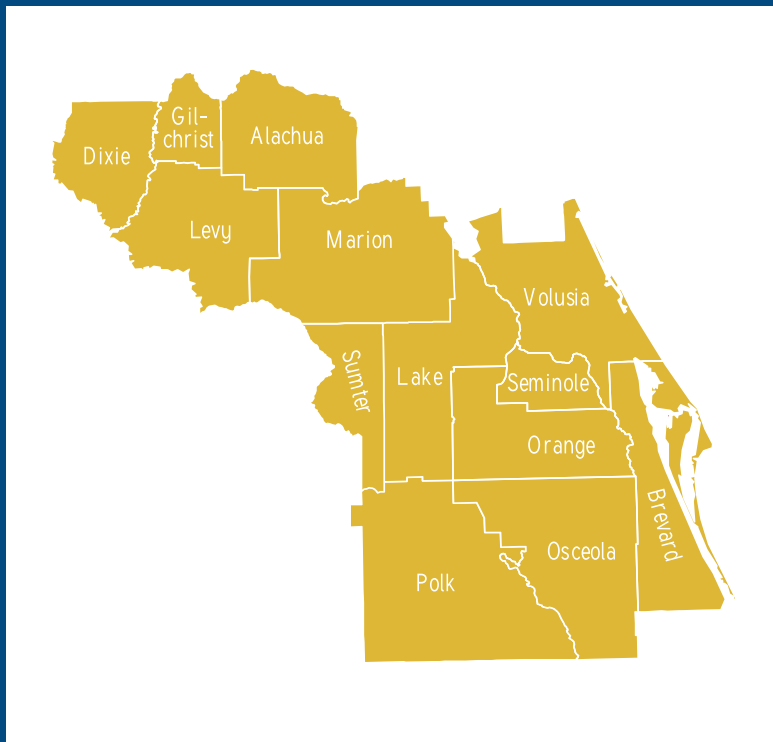
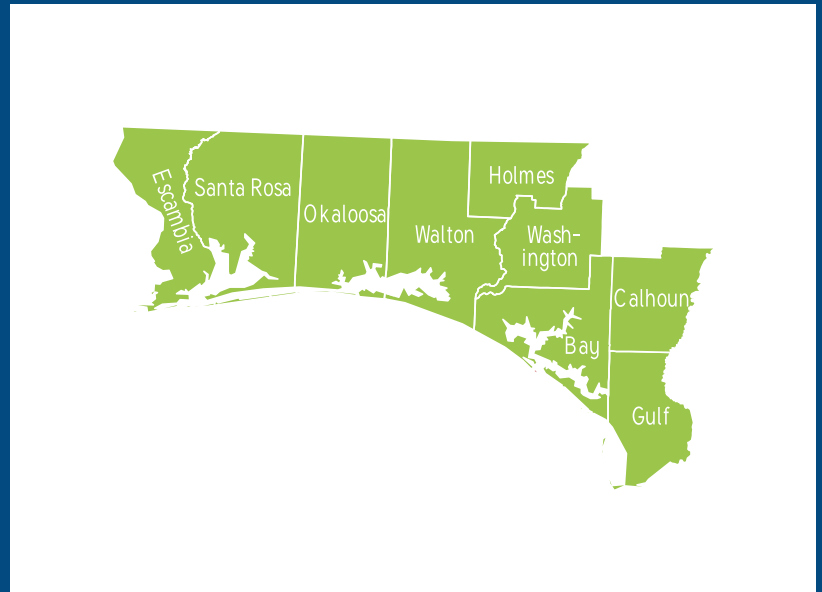
## Northeast Region

The Northeast Region is under the command of District Chief Van Patterson. The region encompasses 11 counties including; Baker, Flagler, Hamilton, Columbia, Union, Bradford, Putnam, Clay, St. Johns, Duval and Nassau. Field operations are conducted by the region’s 5 Fire Protection Specialists. The region has 1 License and Registration Inspector. The Northeast Region conducts inspections on over 2,300 buildings annually, not including construction, regulatory or lease spaces. Examples of the high hazard buildings inspected in this region include Florida State Hospital, one of the state’s largest, University of North Florida, Camp Blanding (the Training facilities for the Florida National Guard), many of the historical buildings in the City of Saint Augustine and several prisons.



## Northwest Region

The Northwest Region is under the command of District Chief William Tate. The region encompasses 9 counties including Escambia, Santa Rosa, Okaloosa, Walton, Bay, Gulf, Calhoun, Holmes, and Washington. Field operations are conducted by the region's 3 Fire Protection Specialists. The region has 1 License and Registration Inspector, which serves as a training position for future inspectors. The Northwest Region conducts inspections on over 1100 buildings annually, not including construction, regulatory or lease spaces. Examples of the high hazard buildings inspected in this region include the University of West Florida, several state correction facilities and numerous state parks.



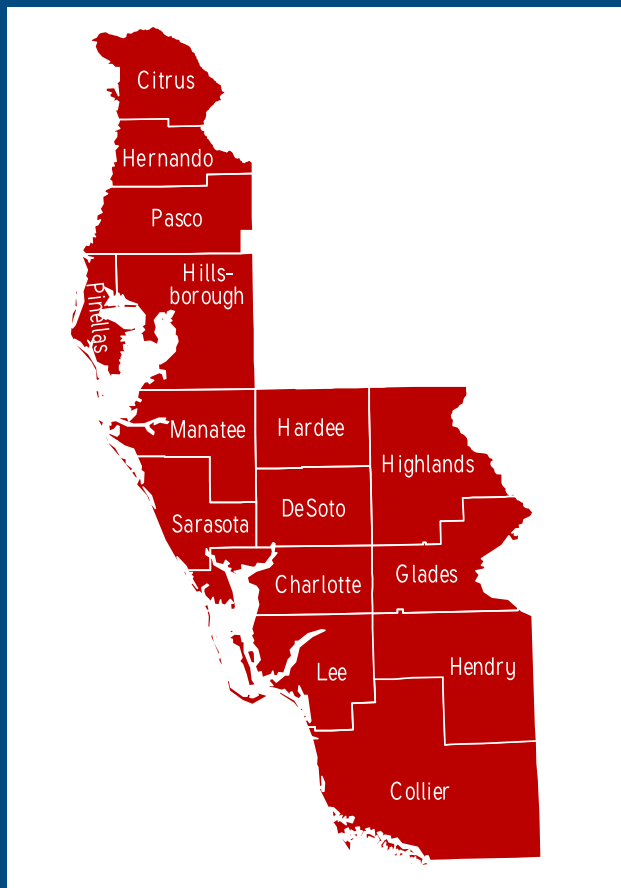
## Central Region

The Central Region is under the command of District Chief Kimberly Mendoza. The region encompasses 13 counties including Volusia, Brevard, Seminole, Orange, Osceola, Lake, Polk, Sumter, Marion, Alachua, Gilchrist, Dixie and Levy. Field operations are conducted by the region's 6 Fire Protection Specialists. The region has 1 License and Registration Inspector. The Central Region conducts inspections on over 3,300 buildings annually, not including construction, regulatory or lease spaces. Examples of the high hazard buildings inspected in this region include Shand's Patient Care & Shand's Teaching Hospital, University of Florida, University of Central Florida, Polytechnic University, numerous state parks and several prisons.



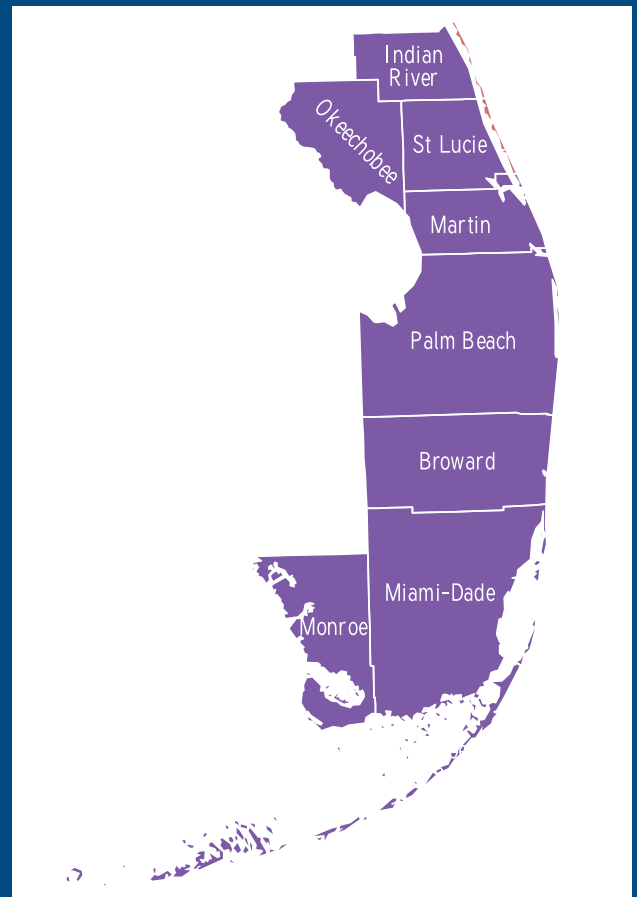
## Southeast Region

The Southeast Region is under the command of District Chief Michael W. Long. The region encompasses 8 counties including Indian River, St. Lucie, Martin, Okeechobee, Palm Beach, Broward, Dade and Monroe. The field operations are conducted by the region’s 6 Fire Protection Specialists. The region has 1 License & Registration Inspector. The Southeast Region conducts inspections on over 2,300 buildings per year, not including construction, regulatory or lease spaces. Examples of the high hazard buildings inspected in this region include the Miami Tunnel, Florida Atlantic University, Florida International University, several state parks and prisons.



## Southwest Region

The Southwest Region is under the command of District Chief Agustin “Augie” Valdes. The region encompasses 15 counties including Hillsborough, Pinellas, Highlands, Manatee, Sarasota, Charlotte, Lee, Collier, Hernando, Pasco, Citrus, Glades, Hendry, Desoto and Hardee. Field operations are conducted by the region’s 6 Fire Protection Specialists. The region has 1 License and Registration Inspector. The Southwest Region conducts inspections on over 2,306 buildings per year, not including construction, regulatory or lease spaces. Examples of the high hazard buildings inspected in this region include the University of South Florida, University of South Florida St. Pete Campus, University of South Florida Sarasota/Manatee Campus, New College, Ringling Museum, Florida Gulf Coast University, Florida Agriculture and Mechanical University at Chinsegut Campus, and several prisons and state parks.



## Inspections Required by Law

Statutory inspections required of the section are divided into two types: annual and recurring. These inspections are designed to identify and ensure the correction of any identified fire code violations to reduce the propensity for ignition or spread of any uncontrolled fire through prescriptive and performance-based code application.

Properties inspected include, all state office buildings, universities, prisons, hospitals, specific public and charter schools, and several other classes. All state-owned properties classified by statute as High-Hazard Occupancies are required to be inspected annually. Working in conjunction with other state agencies, we can ensure that as space requirements change, we are not leaving uninspected spaces, thus providing the best fire safety possible for the workers and citizens of Florida.

Fire Protection Specialists from the section also inspect other life safety systems and processes, including: storage locations for explosives; fire protection systems; licensing activities for fire equipment dealers; conduct investigations of construction mining sites; and citizen complaints. The section also conducts follow-up inspections of fire incidents to identify associated fire damage which may have been caused or impacted by fire safety code violations.

## Public outreach

The Bureau of Fire Prevention (BFP) performs various fire safety outreach programs throughout the year. This includes conducting general fire safety and fire extinguishing classes for state agencies and organizations in the private sector. BFP participates in safety fairs, festivals and other safety related events in the community. During the past year, the BFP was instrumental in starting a Greek fire safety program targeting college students who are members of fraternities and sororities.



# Regulatory Licensing Section

**KEITH MCCARTHY**  
Safety Program Manager

The Regulatory Licensing Section is charged with providing licensing, certification, and regulatory enforcement for the Fire Equipment Industry (portable extinguishers and pre-engineered systems), the Engineered Fire Protection System Industry, the Explosives Industry (manufacture, distribution, and use), the Construction Materials Mining Industry, and the Sparkler Industry (manufacture, distribution, wholesale and retail sales) pursuant to Chapters 552, 633, and 791, Florida Statutes.

The Section is staffed with six personnel supporting the activities that surround the five industries statewide.

## Licensing of Regulated Industries

The Section's main focus within the year was the implementation of an online internet-based, updated licensing system that will enable all licensing functions to be completed by applicants and regulated entities online. Additional features include an expansion of the ability for the public to search for licensed fire equipment dealers and fire protection system contractors on the division's website.

## Construction Mining and Explosives Industries

The Regulatory Licensing Section is responsible for issuing permits to firms engaged in the mining of road base material used for building roads statewide and to individuals and firms who wish to manufacture, distribute, purchase, use and store explosives in the State of Florida. Construction mining permits are issued for ten years and are subject to an annual inspection of records and the mine site. Explosives licenses and permits expire on September 30th annually and are subject to annual inspection of records and explosive storage facilities.

License Type	2017
Manufacturer-Distributor of Explosives	33
Dealer of Explosives	13
User of Explosives	192
Blaster Permits	315
Construction Mining Permits	90
<b>Total Licenses and Permits</b>	<b>643</b>

## Fire Prevention Industries

The Regulatory Licensing Section is the first point of contact for individuals who want the certification necessary to service and maintain portable fire extinguishers, pre-engineered fire systems, and engineered fire sprinkler systems. The Section maintains a database of all current licensed entities, including 1,707 fire protection system contractors and 623 fire equipment dealers. The staff is also responsible for producing photo identification cards for 1,619 fire equipment permittees, 722 pre-engineered system permittees and 818 water-based inspectors employed by certified Fire Protection System Contractors I and II.

License/Permit Type	2017
Class A Fire Equipment Dealer	119
Class B Fire Equipment Dealer	48
Class C Fire Equipment Dealer	197
Class D Fire Equipment Dealer	259
Portable Extinguisher Permits	1,619
Pre-engineered System Permits	722
<b>Total</b>	<b>2,964</b>

Fire Protection System Contractor I	209
Fire Protection System Contractor II	446
Fire Protection System Contractor III	30
Fire Protection System Contractor IV	3
Fire Protection System Contractor V	376
Inactive Contractors	4
Water-Based Protection System Inspectors	818
<b>Total</b>	<b>1,886</b>

The Section also receives and processes continuing education courses for the fire equipment industry and the fire protection system industry while tracking approvals of those courses attended by industry members and provides technical staff support to the Florida Fire Safety Board. This board, appointed by the Chief Financial Officer and State Fire Marshal, serves in an advisory capacity to the State Fire Marshal on matters related to the fire equipment and fire protection industries. In addition to the normal responsibilities of this board during 2017, the board reviewed 406 continuing education courses approving 370 in addition to approving 230 instructors. Continuing education coursework for both industries is available by mail or via the division's website at [www.myfloridacfo.com/division/SFM/](http://www.myfloridacfo.com/division/SFM/)





## Sparkler Industry

The Section issues registrations for individuals or companies wishing to sell sparklers at retail to the public. These registrations expire annually on January 31st.

The regulatory licensing staff, in conjunction with the Bureau of Forensic Fire and Explosives Analysis, receives and processes products from licensed wholesalers and distributors of sparkler products nationwide. The staff jointly documents and maintains a database of the products submitted, review chemical analysis reports, weigh and perform a functional test on each item to ensure compliance with Chapter 791, Florida Statutes. 76 new products were approved during the 2017 product testing. The approved list was updated and is comprised of 2,404 approved products and is available on the division's website at [www.myfloridacfo.com/division/SFM/](http://www.myfloridacfo.com/division/SFM/)

## Enforcement Actions

This Section is the first point of contact for members of the public wishing to lodge a complaint regarding any of the regulated industries, including the construction materials and mining activities in their area. The staff are responsible for fielding phone calls, noting all relevant information, and passing the complaints to the appropriate inspection Section personnel for review and inspection. This section also continues its ongoing role in developing and monitoring the Florida Administrative Code related to the industries regulated working jointly with inspection section staff to ensure proper inspection and regulation of the licensed entities.

### Registration Type

2017

Manufacturer of Sparklers	17
Distributor of Sparklers	157
Wholesaler of Sparklers	2,721
Seasonal Retailer of Sparklers	803
Retail of Sparklers	3,401
Retail Location of Sparklers	4,350
<b>Total</b>	<b>11,449</b>

### Product Submission

2017

Sparkler Products Submitted	76
-----------------------------	----





# Bureau of Forensic Services

## Mission

The Bureau's Mission is:

"To provide the highest quality of relevant and reliable forensic services, while maintaining the most efficient fiscal impact possible."

The Bureau has a commitment to providing credible, high-quality services for its customers. The Bureau also recognizes the citizens and visitors to the State of Florida are also its customers. As such, the Bureau is obligated to them to ensure its findings and reports are accurate and the Bureau has exercised due diligence when developing opinions of its analyses.

Bureau staff consists of the Chief of Forensic Services, two Senior Crime Laboratory Analysts, three Crime Laboratory Analysts, one Forensic Technologist, one Maintenance Mechanic, one Administrative Assistant, and one part-time Receptionist. The Bureau is located outside of Tallahassee, Florida, on the grounds of the Florida Public Safety Institute, off Highway 90 West between Midway and Quincy, Florida. Florida is one of only three States in the United States (Florida, Ohio, and Texas) to have their own dedicated forensic laboratory specializing in the analysis of evidence from fires or explosions.

## Bureau Services Chemical Analyses

The Bureau of Forensic Services (BFS) is the forensic laboratory within the Division of Investigative and Forensic Services. The Bureau processes forensic evidence and images related to crime scenes. The primary work of the Bureau is the analysis of evidence collected within a fire scene. The presence of ignitable liquids or specific chemical compounds may be an indicator that they were used to commit a crime. It is also possible their presence may be the result of an accidental contamination or, in some cases, an artifact of the manufacture of certain products. Fire debris analysis is conducted by the Bureau's two Senior Crime Laboratory Analysts: Carl Lugviel, BS, and Perry "Mike" Koussiafes, MS, and two Crime Laboratory Analysts: Dee Ann Turner, PhD, and Samuel Blittman, BS. Mr. Koussiafes received his Master's degree in Analytical Chemistry from the University of Alabama with a thesis on predicting the usefulness of pattern matching software programs with fire debris. He joined the Bureau in 1997. Mr. Lugviel retired from the Michigan State Police Laboratory System and joined the Bureau in 1995. Dr. Turner received her PhD in Analytical Chemistry from Purdue University with a dissertation on the effects of microbial degradation of ignitable liquids. Mr. Blittman, the Bureau's newest Analyst, came to us with extensive experience in fire debris analysis following 17 years at the Walnut Creek Laboratory of the Federal Bureau of Alcohol, Tobacco, Firearms, and Explosives (ATF) and three years with the State of Alaska Crime Laboratory.



**CARL CHASTEEN**  
Bureau Chief



The Bureau also analyzes evidence collected from explosions, incendiary events, and situations where a potentially hazardous chemical is found. The potential exposure to fires, explosions, or other hazardous situations for first responders, should they encounter these chemicals, is a primary motivation for the Bureau's analysts.

Fire debris analysis, identification of unknown chemicals, and explosives analysis are exclusive to the Chemistry Section. The Imaging Section is where forensic video analysis, photographic/image archiving, and reproduction of records for public or investigatory requests are housed.

Evidence from fire and explosions, compared to other forensic evidence analysis disciplines, is regarded by most as highly difficult to examine and interpret. The Bureau's methods attempt to extract and identify a post-burn or post-explosion mixture of chemical residues from a background substrate after it also has burned or has been affected by an explosion. The background substrate often contains a mixture of many of the same compounds as are found in the ignitable liquids or other chemical residues of interest. The difficulty lies in determining what is extraneous (or added by the criminal) and what is inherent to the substrate. The Bureau's Analysts must have the correct combination of skill, equipment, and knowledge to characterize ignitable liquids or explosive residues.

The key tool in performing all analyses is the expertise of the Bureau's laboratory staff. All Analysts in the Chemistry Section have a minimum of a Bachelor's degree in chemistry or other natural sciences, with a heavy emphasis on chemistry. Most have completed additional graduate level studies, with one holding a Master's Degree in Analytical Chemistry and a second with a Doctorate in Analytical Chemistry. All have had additional training from one or more of the following: The National Center for Forensic Science; the Federal Bureau of Investigation; the Bureau of Alcohol, Tobacco, Firearms, and Explosives; American Academy of Forensic Science; the National Fire Academy; and others.

Various analytical instruments are required for the chemical tests the Bureau performs. The key instrument for fire debris analysis is the gas chromatograph with mass spectrometric detector (GC/MS). For explosives and unknown chemical analysis, a single analytical test will not tell the full story. The Bureau may use the GC/MS on some items such as fire debris, but will



*Analyst Dr. Dee Ann Turner performing extractions of fire debris*



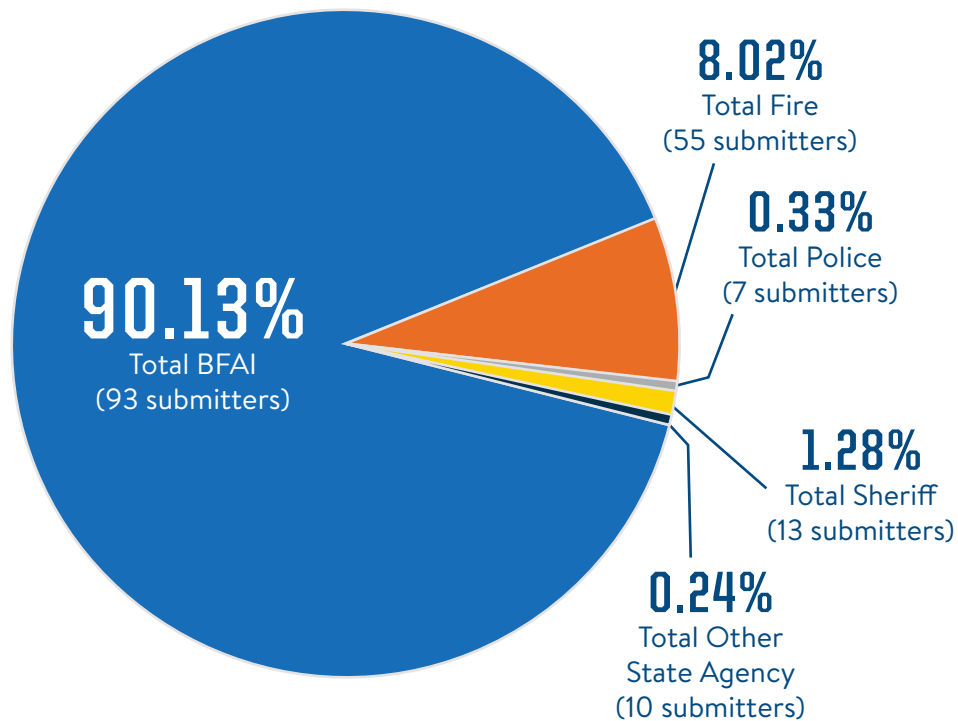
*Analyst Sam Blittman placing vials of extracted fire debris on the GC-MS for analysis*



*Senior Analyst Carl Lugviel preparing to perform interpretations of GC-MS data*



## Percent of all Submissions 2017



also perform tests using other instruments such as ion chromatographs with mass spectrometric detector (IC/MS), X-Ray fluorescence spectrometer (XRF), Fourier transform infrared spectrometer (FTIR), Raman spectrometer (Raman), and ion mobility spectrometer (IMS). In addition, various classical wet chemical techniques may be employed to determine the level of acidity or alkalinity of the sample or extracts of the sample.

In the calendar year 2017, the Bureau performed 369 chemical analyses related to explosives or unknown hazardous chemicals with 2,675 fire debris sample analyses. A total of 2,828 separate quality control/quality assurance (QA/QC) analyses were completed for fire debris and explosives/hazardous chemical samples. These test the efficiency and quality of the laboratory's extraction, analysis, and interpretation procedures.

The Bureau's largest submitter is the Bureau of Fire and Arson Investigations, which accounts for 90% of all submissions (80% of Chemical Analyses, 100% of Digital Image Archives, and 33% of Forensic Video Requests). The remaining items are submitted by Fire Departments, Sheriff's Offices, Police Departments, and other State of Florida agencies performing law enforcement investigations.



Senior Analyst, Perry "Mike" Koussiafes performing Ion Chromatography-Mass Spectrometry on Explosives

When a fire debris or explosives sample was submitted to the Bureau, the average turnaround time to complete the analysis in 2017 was 6.8 days. All laboratory services are provided without charge to law enforcement, fire department, or public investigative agencies. Analysts provide expert testimony at deposition or trial on request through a subpoena. For 2017, Bureau Analysts provided testimony under oath 24 times.

## Imaging

The Bureau's Imaging Section has multiple duties. First, as the central archive of digital images of crime scene investigations conducted by the Bureau of Fire and Arson Investigations (BFAI). The Bureau stores images collected since 1992, when it was the film processing laboratory for BFAI. This archive allows for retrieval of images and photographs from cases even if the detective who conducted the investigation is no longer with BFAI. When digital cameras were first issued to BFAI in 1998, the Bureau transitioned to working with and archiving digital images. Second, the Bureau is often requested to provide copies of images or laboratory case files as part of a public records requests or subpoena. These special reproduction requests are performed by Administrative Assistant Pamela Kenon.

Last, the Bureau operates a section where forensic video processing is performed. Since video surveillance and recordings have become commonplace, the occasions where video has captured some aspect of a crime have also increased. These videos are often of poor quality or are presented in a confusing multi-camera or multiplexed format. With the assistance of Detective Brock Dietz from the Bureau of Fire and Arson Investigation and Crime Laboratory Analyst Melissa Stephens from BFS, the Forensic Video Section can de-multiplex, separate cameras, filter, stabilize, and clean the videos so that investigators can review them to determine if information present has value in concluding their investigation.

In the Bureau's Imaging Section, digital images of crime scenes are transferred from the BFAI server and archived on the secure BFS server dedicated to that purpose. The dedicated server is also backed up regularly so that data can be recovered should the main server malfunction. Coordination of the archival of images and receipt, storage, and return of physical evidence is coordinated by Forensic Technologist Amy Pearson.

The Bureau can also scan conventionally developed photographs into a digital format for archival and processing purposes. The imaging section archived 2,599 cases in the calendar year 2017, containing over 225,000 separate images. In 2017, 43 videos were processed by Detective Dietz and Crime Laboratory Analyst Stephens.



*Administrative Assistant Pamela Kenon processing photographic prints for public records requests*



*Forensic Technologist Amy Pearson receiving evidence into the evidence intake room*



*Ms. Sharon Taylor marking boxes of evidence with time and date when they are delivered to the lab by courier*

## Submitting Samples

Forensic evidence must be submitted to the Bureau either by hand delivery or by a certified carrier (United States Postal Service - registered mail only, Federal Express, United Parcel Service, etc.) Should you need to submit forensic evidence for review please use the submission form available through the Bureau's portion of the Department's website.

Please be aware that there are federal and courier-specific restrictions regarding the shipment of certain materials. Specifically, you should be aware that certain items must be listed as "dangerous goods" and thus have special labeling requirements. Other items may have an "excepted quantities" variation. The Bureau has a guide on its website providing more details on the submission of samples to the lab.



## Training and Professional Representation

Bureau staff are available to train personnel from other agencies in various aspects of forensic science, digital imaging, and evidence preservation. The Bureau is also a training ground for new forensic scientists. Since 1995, the Bureau has offered and provided internships to students from various universities to learn forensic science and be exposed to the work and required instrumentation. These internships also help us by assisting in many experiments or projects at the Bureau. The Bureau has hosted students from:

- Florida State University
- Florida Agricultural and Mechanical University
- University of Central Florida
- Eastern Kentucky University
- University of Wisconsin at Platteville
- West Virginia University
- University of Pennsylvania
- Auburn University
- University of Lausanne (Switzerland)

The Bureau's employees contribute to the profession of forensic science through involvement in professional organizations. Often, the Bureau is more than simply members of the organization and rise to leadership positions. These organizations and leadership positions include:

- The International Association of Arson Investigators (IAAI) - Former Chair of the Forensic Science Committee
- The American Society of Crime Laboratory Directors (ASCLD)
- The American Society for Testing and Materials (ASTM) - Members E30 Criminalistics
- The American Academy of Forensic Science
- The Technical Working Group on Fire and Explosions (TWGFEX) - Former Facilitator, Chair, and current Vice-Chair
- The American Board of Criminalistics (ABC) - Fellow
- The Organization of Scientific Area Committees (Chemistry and Instrumental Analysis)
- The Ignitable Liquids Resource Committee of the National Center for Forensic Science



## Accreditation

The Bureau has long insisted on customer service and quality. To enhance this, the Bureau identified forensic laboratory accreditation as a major goal. The Bureau is accredited by both the American Society of Crime Laboratory Director's Laboratory Accrediting Board International (ASCLD/LAB) and the American Association for Laboratory Accreditation (A2LA). Both accrediting bodies use the International Organization for Standardization's (ISO) Standard for Testing Laboratories #17025 as their foundation. The Bureau is accredited by both in the forensic sub-disciplines of fire debris analysis, explosives analysis, and analysis of chemical unknowns. The process to maintain accreditation is detailed and time consuming as it requires continual observance and review of all laboratory quality documents: quality manual, standard operating procedures, test methods, compliance manual, training programs, forms, etc. In addition, the Bureau regularly completes an internal audit of one to two laboratory sections or processes each month as well as a comprehensive audit of all items required by the ISO/IEC 17025:2005 standard.



AN AMERICAN ASSOCIATION FOR LABORATORY ACCREDITATION accredited TESTING Laboratory, meeting ISO 17025 and A2LA requirements (SINCE February 9, 2017 in the subdisciplines of Fire Debris Analysis, Low Explosives, and Analysis of Unknowns Chemicals from Clandestine Laboratories)



AN ASCLD/LAB-International ACCREDITED TESTING LABORATORY

(SINCE July 20, 2010 in the sub-disciplines of Explosives, Analysis of Unknowns, and Fire Debris)

## Facility

The facility where the Bureau operates is owned by the Department of Financial Services (DFS) and the Bureau Chief is the de facto facility administrator. This means that the Bureau must maintain the facility (maintenance, repairs, remodeling) without any funding from the Department of Management Services. The Bureau has a Maintenance Superintendent who oversees the care, maintenance, repairs, and upkeep of the facility and its grounds.



Maintenance Superintendent, Lynn Lee repairing the Water Deionizer used for Explosives Analysis



# Bureau of Fire and Arson Investigations

The Bureau of Fire and Arson Investigations (BFAI) is a law enforcement branch of the Division of Investigative and Forensic Services and conducts fire, arson, and explosives investigations and other related criminal investigations statewide. The core mission of the bureau is:

“To effectively prevent, discourage, investigate and prosecute arson and arson-related crimes for the protection of Florida citizens and their property.”

The field of fire and arson investigation is a challenging one for law enforcement officers because fire investigations are inherently complex, arduous, and quite often dangerous. All fires occurring within the State of Florida are not investigated by BFAI detectives, but they do respond to requests for service 24 hours a day, 7 days a week to investigate fire and explosion-related incidents. BFAI detectives are highly trained experts in the field of arson and post-blast investigations and are backed by a team of equally skilled crime intelligence analysts.

In 2017, the Bureau of Fire and Arson Investigations has continued to take an active role in targeting arson for profit rings in the State of Florida. Perpetrators of these elaborately staged crimes receive payouts from insurance companies that often result in higher insurance premiums for law abiding citizens.

During calendar year 2017, the Bureau of Fire and Arson Investigations received 3,824 new requests for investigative assistance from fire departments, law enforcement agencies, federal and state agencies, individuals, and insurance companies. This year, the bureau conducted investigations on properties that resulted

in estimated losses of nearly \$137 million. Of this estimated property loss, nearly \$21 million was attributed to the crime of arson. Detectives made arrests in 393 investigative cases in 2017, and 236 of these investigations were classified as “incendiary” fires. As a result, 275 defendants were arrested for the crime of arson. Holding arsonists accountable for their actions is our primary goal, and this mission is driven by our highly-trained detectives. The investigative support provided by our skilled crime intelligence analysts and dedicated support staff is second to none and ensures that we continue to reach our goals. We continue to not only meet our mission, but we annually exceed the national average in case clearances. During 2017, our arrest clearance rate for incendiary fires was 33%, which is well above the reported national arrest percentage of 21%. This is the result of a perfect combination of experience and conscientious attention to duty, driven by the desire to reduce victimization and arson incidents throughout the State of Florida.

Our detectives work diligently to bring criminals to justice. As a prime example of this tireless dedication, Detective Jeff Batz was chosen as the Florida Fire Investigator of the Year for 2017, by Florida Advisory Committee on Arson Prevention (FACAP), the International Association of Arson Investigators (IAAI), and the Florida Fire Marshals and Inspectors Association (FFMIA). We wish to extend our congratulations to Detective Batz for these well-deserved recognitions of his hard work on behalf of the citizens of Florida.

The bureau is staffed statewide by 123 members, including: 1 Chief, 2 Majors, 6 Regional Captains, 1 Special Operations Captain, 17 Lieutenants, 75 Detectives, 7 Crime Intelligence Analysts and 13 civilian support personnel. The bureau is under the direction of Chief Joseph Steadman.



**JOSEPH STEADMAN**  
Bureau Chief

# Special Operations

Special Operations supports field operations and coordinates the following specialty teams:

- 4 Hazardous Device/Explosive Ordnance Disposal Teams (EOD)
- 6 Accelerant Detection K-9 Teams (ADC)
- 1 Explosive Detection K-9 Team (EDC)
- 1 Forensic Investigative Support Team (FIST)
- 10 Computer Voice Stress Analysis Operators (CVSA)
- 1 State Fire Marshal Honor Guard

Additionally, BFAI investigators respond to man-made and natural disasters in conjunction with Emergency Support Functions 4 (Firefighting), 9 (Search and Rescue), and 16 (Law Enforcement).

## Computerized Voice Stress Analysis Unit

The Computerized Voice Stress Analyzer (CVSA) with a specially trained operator is thought to be one of the most acceptable, less intimidating, and less intrusive means to verify truthfulness. These units are utilized as a tool to assist with determining truthfulness in criminal investigations performed by the bureau. The bureau has 10 CVSA units and certified operators.

## Forensic Investigative Support Team and Statewide Arson Task Forces

Since the early years of the bureau, the task force concept has been considered the most efficient and effective method of investigating large or complex fire or explosion scenes. In the past, a task force was comprised of available investigators who worked in close proximity to the fire scene. In 2001, the bureau recognized the need to develop and train a specialized team to provide a complete and thorough investigation of large or complex fire and explosion scenes and established the Forensic Investigative Support Team (FIST). The primary objective of FIST is to reduce the occurrence of incendiary fires through effective investigation techniques and the prosecution of those who commit arson. The FIST also provides the necessary personnel to conduct the preliminary investigation to determine the origin, cause, and circumstances of a fire so the resources of the local bureau offices are not significantly burdened. This is done by providing an immediate and sustained statewide response team to large or complex fires and explosions, where state-of-the-art equipment and the most qualified personnel are used to assist the citizens of Florida at the city, county, or state level.

## Crime Intelligence Analysis Unit

The Bureau of Fire and Arson Investigations formed the Crime Intelligence Analyst Unit (CIAU) in 1994 to support the enforcement efforts of the bureau in tracking organized criminal activities within the state and to assist bureau detectives with arson investigations.

The CIAU provides two types of analysis: Intelligence Analysis – The study of criminal organizations and enterprises to support investigation and prosecution, and Investigative Analysis – crime scene, psychological, and forensic analysis used in arson cases.

Three levels of analysis are also provided daily to law enforcement agencies throughout the state: tactical, operational, and strategic.

- Tactical analysis pertains to the day-to-day crime analysis; looking for series, patterns, sprees, and hot spots immediately affecting the arson problem.
- Operational analysis aims to achieve a specific law enforcement outcome. This might be arrests, seizure or forfeiture of assets, or the disruption of criminal activities offering a more immediate benefit.
- Strategic analysis is intended to inform higher level decision making and the benefits are realized over the longer term. It is usually aimed at managers and policy-makers rather than individual detectives.

The CIAU processes information received from a variety of sources, which is collated, verified, classified, stored, and disseminated on a right-to-know, need-to-know basis on criminal activities. All information is processed in a manner consistent with law requiring it to be criminal predicate driven and used to support ongoing investigations. Once processed this information becomes actionable intelligence pertaining to individuals, organized crime groups, emerging criminal groups, public disorder, and terrorist groups suspected of being involved in the actual or attempted planning, organizing, and financing of the crime of arson.

The CIAU is currently comprised of seven (7) certified crime intelligence analysts. These analysts are located statewide with one (1) analyst serving in each of the six regions and one (1) analyst assigned to Headquarters in Tallahassee. The crime intelligence analyst works towards gaining an understanding of who is doing what with whom by their focus on the relationship between persons and organizations involved in illegal and conspiratorial activities. They can efficiently analyze crime data using state of the art information systems.

The CIAU analysts are carefully screened and selected for their education, skills, and ability to work as a team. Possessing the necessary skills from the start, combined with ongoing training and professional development, ensures that they remain at the highest level of competence.





## Hazardous Device/Explosive Ordnance Disposal Unit (EOD)

The Bomb Squad is comprised of four teams throughout the State of Florida providing rapid responses to hazardous incidents. During 2017, the teams responded to 1066 incidents/activities that included render safe operations of suspicious items, disposal of hazardous materials, operational stand-by, and integrated bomb/SWAT (special weapons and tactics) responses. SWAT integration with an EOD component has become an increasingly valuable asset to the unit. SWAT teams continue to rely heavily on specialized robotic and surveillance equipment provided by our Bomb Squad, along with EOD specialists to provide real time intelligence and surveillance in support of ongoing SWAT operations to enhance officer safety.

The team also assists with various domestic dignitary operations including foreign heads of state and the President of the United States. Routinely, the teams are required to provide bomb-related protection at massive spectator venues, including NASCAR races, air shows, Grand Prix races, and other heavily attended events. Community outreach and education is also an important mission for the teams statewide. Last year they provided numerous classes to public safety agencies such as Post Blast Investigations, Explosives Awareness, and Improvised Explosives Device Recognition. Additionally, the team hosts educational courses to private sector businesses in the area of bomb threat management and protection. The bureau also works closely with the Florida Department of Environmental Protection Emergency Response Team as well and their “Easy as One” initiative for the disposal of flares, fireworks, and ammunition utilizing the bureau’s thermal destruction units.

During 2017, the Florida State Fire Marshal’s Office Bomb Squad conducted numerous hours of EOD activities across the state. Our teams perform these functions while continuing to work their primary job of fire and arson investigation. Team members receive specialized training annually to keep up with emerging crime trends and ever-changing technologies, and continue working closely with local, state, and federal partners in the safe resolution of hazardous devices for the citizens of this state.



# Bureau of Fire and Arson Investigations K-9 Unit

## Accelerant Detection Canine Unit (K-9)

In 1998, the Bureau implemented an Accelerant Detection K-9 program with financial and technical support from State Farm Insurance Company. The assistance provided by State Farm funds scholarships for training fees, canine acquisitions, lodging during training, chemist certification of canines, and all transportation expenses related to training the teams in Alford, Maine. Arson dogs are trained to detect common accelerants at fire scenes. If the dogs' highly sensitive noses uncover the scent of one of these chemicals, they will signal to their handlers, who will remove a sample to send for lab analysis. Arson dogs have been instrumental in the arrest and eventual prosecution of thousands of arsonists and have helped curb rates of this deadly crime that costs hundreds of lives and billions of dollars in property damage a year.

## Six Accelerant Detection K9 Teams



Detective Young  
ADK9 Fresca



Detective Stafford  
ADK9 Ginger



Detective Gray  
ADK9 Mumsie



Captain Holt  
ADK9 Icy



Detective Hitchcock  
ADK9 Penzy



Detective Batz  
ADK9 Booker

## One Explosive Detection K9 Team



Detective Taylor  
EODK9 Oregon



# Bureau of Fire and Arson Investigations Cases of Interest

## NORTHWEST REGION

### Suicide at Government Center



On July 13, 2017, the Bureau of Fire and Arson was requested by the Bay County Fire Department at the scene of a vehicle fire involving a civilian fatality. The incident was located outside the Bay County Government Center, which houses several local government offices. Detective Rudy Cintron responded and determined the S10 pickup drove on the walkway leading to the office complex and attempted to drive through the glass doorway. Surveillance video showed, after the victim was unable to breach the door, he backed up a few feet and appeared to pour something in the cab of the truck while he was still inside. Soon after, the entire cab became engulfed in flames. With the truck apparently still in reverse and on fire, it rolled backwards eventually coming to rest just above the front steps to the building. Panama City Police Department personnel found a letter left by the victim at his residence indicating his desire to end his life.

## NORTH REGION

### Daffin Food Service Arson

On March 16, 2017, the Marianna Police Department requested the assistance of the Bureau of Fire and Arson Investigations at the scene of a commercial structure fire. The structure, built in 1908, was not currently in use, but in its prime housed an independent food distributor for many years. Early investigative efforts by BFAI Detective Brian Mitchell indicated the fire had been intentionally started and

identified two males as possible suspects. An anonymous tip was received which ultimately led to the arrest of a 16-year-old and 18-year-old, both of whom were charged with Arson and Burglary.



## Northeast Region

### Arson and Criminal Mischief to Church



On November 17th, 2017, the Marion County Sheriff's Office requested the assistance of the Bureau of Fire and Arson Investigations about an incident that occurred on November 12, 2017 at the Congregational Church located at 15421 S US HWY 301 Summerfield, Florida. The incident involved the burning of two American flags, and arson of the church building. Upon responding, MCSO advised that the initial call for service came in on November 12th from the church pastor, who advised that two flags placed on the front lawn for Veteran's Day had been burned sometime



during the night by an unknown person or persons. The church surveillance video showed the entire incident, as well as what appeared to be a white male subject lighting what was later found to be papers behind the exterior breaker box of the church within minutes of burning the flags. The suspect could be seen attempting to hide from passing cars. The burnt remains of papers behind the breaker box caused minor damage to the building.



With assistance from MCSO, the suspect was identified as Joseph Michael Allegretto. On Sunday, November 19, 2017, at approximately 1000 hours, during routine patrol in the area, contact was made with the suspect in this case at the RaceTrac store located at 1525 SW 135th Street, Ocala, Florida. Allegretto was interviewed and admitted to setting fire to the flags, but denied setting fire to the church exterior. Ultimately, the video surveillance obtained by investigators provided them with the evidence needed to charge Allegretto with arson in addition to criminal mischief. Allegretto was subsequently arrested for Arson and Criminal Mischief and booked into the Marion County Jail.

## Arlington Serial Arsonist Arrest - 26 Arsons

On June 10, 2017, Detective James Little was on duty when he was requested to respond to a fire scene located in the Arlington area of Jacksonville, where BFAI had responded to numerous fires to structures and vehicles within the weeks prior to this incident. This particular scene had several vehicle fires and a structure fire at a separate location. Two other locations had fires involving vehicles within walking distance, totaling four separate fire locations. Detective Little obtained video footage of the suspect, who appeared to be the same person as the suspect from the previous fires investigated by other detectives. Detective Little was informed of a witness who saw the suspect fleeing the area. Detective Little coordinated a perimeter and search of the area with the Jacksonville Sheriff's Office and the Florida Highway Patrol. The Jacksonville Sheriff's Office's K-9 unit responded to the area. The efforts resulted in the suspect being found and detained by a Florida Highway Patrol officer involved in the search.



The suspect, Kyle Edward Highsmith was positively identified by the witness. Highsmith was wearing the same clothing as in the video at the time and location of the fires. He was transported to the Duval County Jail by the Jacksonville Sheriff's Office. Highsmith was arrested and charged with multiple counts of Arson to a conveyance. Detective Little and Detective Jeff More with the Jacksonville Sheriff's Office Intelligence Unit conducted an in-depth recorded interview with Highsmith who confessed to not only all the fires that night, but also to numerous other fires, including structures totaling 26 separate fires. Highsmith has been formally charged with the Arson and is currently confined awaiting trial.

## North Central Region

### Triple Fatality in Daytona



On June 10, 2017, the Malabar Fire Department requested the assistance of the Bureau of Fire and Arson at the scene of a two-story residential structure fire involving one confirmed fatality. Upon arrival, the second story had collapsed onto the first floor. During the investigation, it was discovered there was a total of three fatalities. The Bureau of Fire and Arson Investigations Daytona Office, were on scene for two days using their New Holland front-end loader to clear the area so the victims could be recovered and evidence obtained. Detectives from the Jacksonville, Ocala, and West Palm Beach offices responded to assist. It was determined through the investigation that the male and female homeowners had been involved in a domestic

disturbance the night before the fire. Sufficient probable cause was established and an arrest warrant was issued for one of the homeowners.

## South Central Region

### Homicide and Arson arrest in Arcadia



On March 11, 2017, the Bureau of Fire and Arson Investigations was requested to determine the origin and cause of a residential structure fire at 229 South Lee Avenue in Arcadia, Florida. There were three known fatalities. All were juveniles between the ages of four and ten. One adult male occupant was transported to a medical facility with severe injuries. Bureau of Fire and Arson Investigation detectives responded and processed the scene with Arcadia Police Department detectives. The fire was determined to be incendiary. Detective Batz and the Arcadia Police Department continued the investigation and concluded that Marion Williams, a former girlfriend of the surviving victim, had set fire to the residence with the house still occupied. The injured occupant sustained significant injuries as he attempted to reach his grandchildren who were trapped in the home. Marion Williams was charged with two counts of Attempted Murder, three counts of Murder, Burglary of a Structure, and Arson.

### Arson Arrests in Manatee County

On May 4, 2017, The Bureau of Fire and Arson Investigations, Manatee County Sheriff's Office, and the Bureau of Alcohol, Tobacco, Firearms & Explosives (ATF), arrested Shawn M. Vincent. This arrest was the result of a two-year long investigation by a task force of the agencies. The investigation involved thirty-eight (38) incendiary fires in the Bradenton neighborhoods of Cedar Hammock and Oneco. Shawn M. Vincent is a person of interest in the 38 fires. The arrest is related to a 2015 fire, where Vincent reached through the window of a neighbor's duplex and lit curtains on fire in the children's room.

On July 17, 2017, Detectives Shane Gaghan and Randy St. Clair arrested Shawn Vincent at the Manatee County Jail charging him with two counts of Arson and three counts of Attempted Murder tied to a 2013 occupied residential duplex fire that also occurred in Manatee County. He remains in custody with a \$250,000 bond.

## South Region



### Structure, Boat and Commercial Lobster Traps Fire

On June 5, 2017, Monroe County Fire Rescue requested the assistance of the Bureau of Fire and Arson Investigations at a fire which occurred at a boat dock involving a two story, single-family structure, a boat and numerous commercial lobster traps. This incident was located at the "Vaca Key Marina", 1300 Overseas Highway, Marathon.





On arrival, fire personnel found the fire had started on a boat docked at the Marina. It had subsequently spread to the lobster traps and then the structure. There were approximately 2500 lobster traps destroyed by fire which covered nearly 60,000 square feet of land area. The damages were estimated to be approximately \$1.5 million.




Due to extensive fire damage, the fire was classified as "Undetermined." Surveillance video was collected and a location for the origin of the fire was discovered near a small shack used to repair and manufacture of lobster traps. The heat source and first materials ignited were not discovered. The occupant of the structure was not injured from the fire. A Monroe County Deputy helped her with evacuation from the property.

## Vehicle vs Building Crash Fire

On July 4, 2017, at around 1254 hours, St. Lucie County Fire District and Ft. Pierce Police responded to a vehicle vs building crash at 410 Palm Ave in Ft. Pierce. A vehicle reportedly struck an apartment building and caught fire. An explosion occurred moments later from inside the vehicle. The fire spread to the two-story apartment building, but the occupants of the building managed to escape without injury. Four propane tanks were inside the vehicle and were removed by firefighters.



Based on the fire scene examination and information received during the investigation, the fire has been classified as incendiary. The vehicle crashed into the building and caused the fire which led to the death of the driver, Carl Philibert.





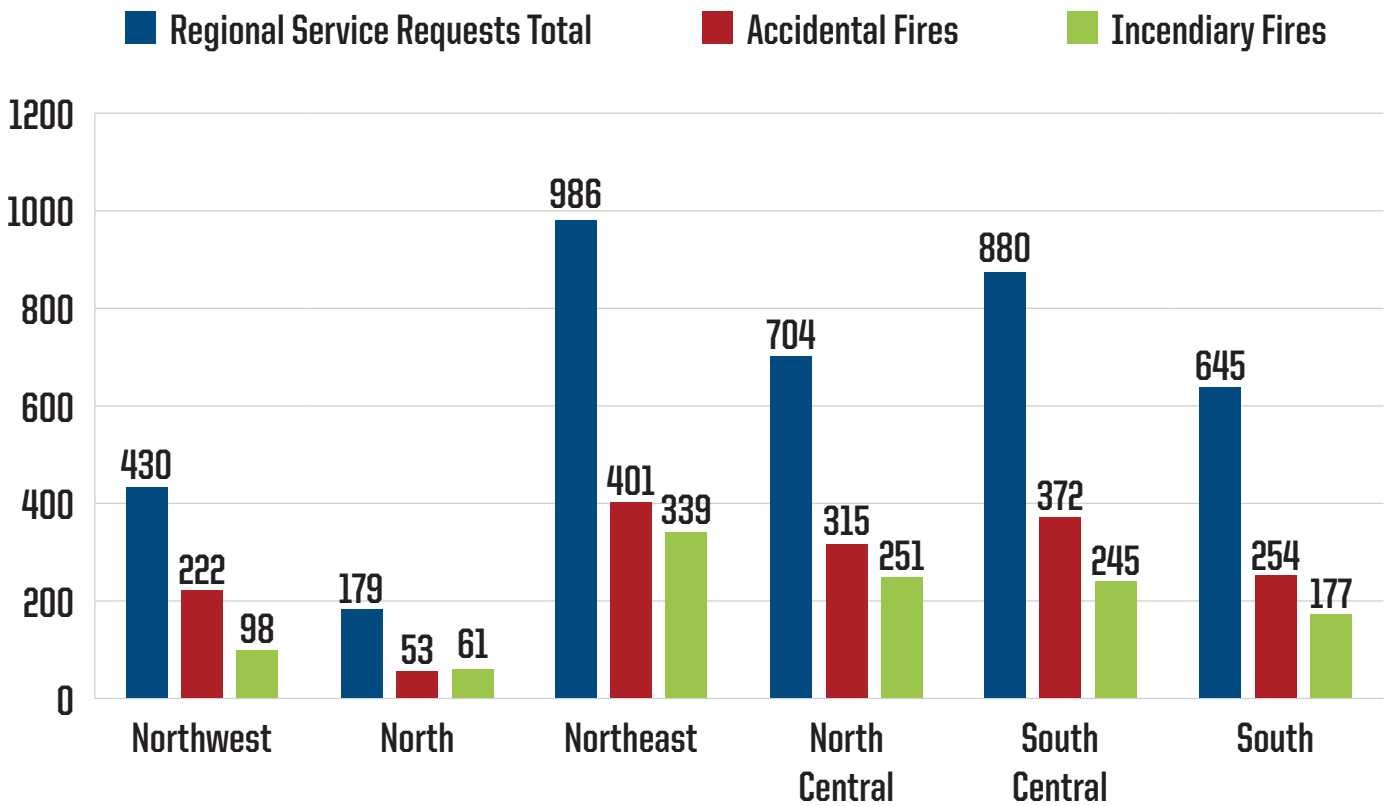
# Bureau of Fire and Arson Investigations 2017 Bureau Statistics

During 2017, the Bureau of Fire and Arson Investigations received 3,824 new requests for investigative assistance from fire departments, law enforcement agencies, federal and state agencies, individuals and insurance companies.

Investigative responses are classified according to type of incident:

Attempted Explosion	37
Attempted Fire	11
Explosion	23
Fire	3,420
Miscellaneous - EOD	94
Miscellaneous - Other	239

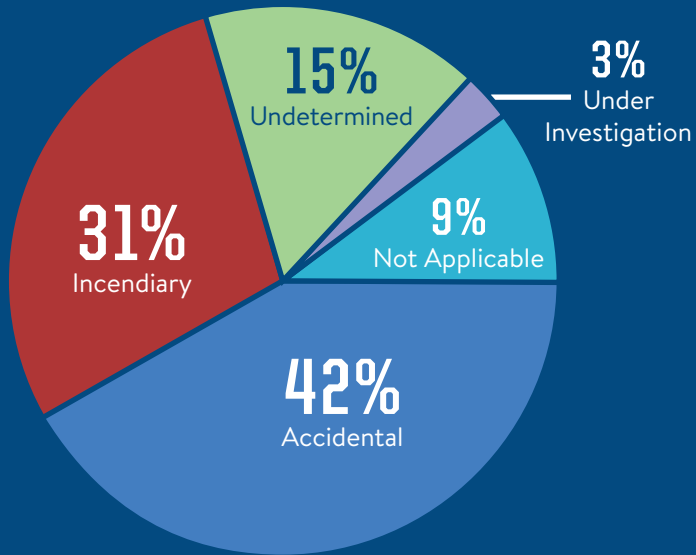
## Overview of 2017 Bureau Statistics



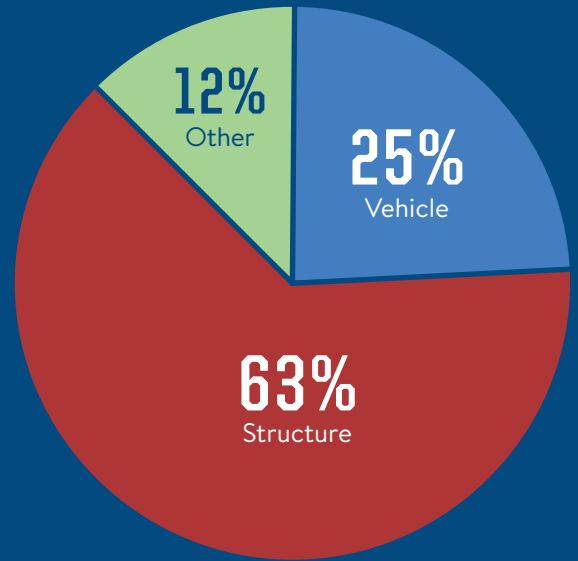
This year, the bureau conducted investigations on properties that resulted in estimated losses of \$136,728,627. Of this estimated property loss, \$20,603,311 was attributed to the crime of arson.

The bureau classifies their investigative findings as – **Incendiary, Accidental, Undetermined or Not Applicable**. An **Incendiary** fire is defined as “**a willfully and unlawfully set fire.**” A **Not Applicable** finding is used when an investigation involves a non-fire related incident such as outstanding warrants, suspicious packages, or other non-fire requests for assistance.

2017 Investigations Causes Reported



2017 Types of Incidents Investigated



## Arrests

Sworn personnel of the bureau made arrests in 393 investigative cases during 2017, resulting in the arrests of 444 defendants. This information is based on an arrest date occurring in 2017 and often includes on-going investigations from previous years, not just cases initiated in 2017. Of the 393 cases with arrests, 236 of these were classified as “Incendiary” fires and resulted in the arrest of 275 defendants. This represents an arrest clearance rate for incendiary fires of 33%, which is above the reported national arrest percentage of 21 percent. Charges against the perpetrator(s) included Arson, Burning to Defraud the Insurer, False/Fraud Insurance Claim, Murder/Arson, Grand Theft, Criminal Mischief, and Possession/Placement/Discharge of a Destructive Device, along with other related crimes.

In addition to arrests made in association with “Incendiary” fire cases, our sworn investigators will often encounter situations that may result in additional arrests, often not associated with arson-related crimes. (I.e. burglary, fraud, assault, probation violation, drug/drug paraphernalia and wanted persons). Bureau detectives arrested 169 defendants for these types of criminal activity in 2017.



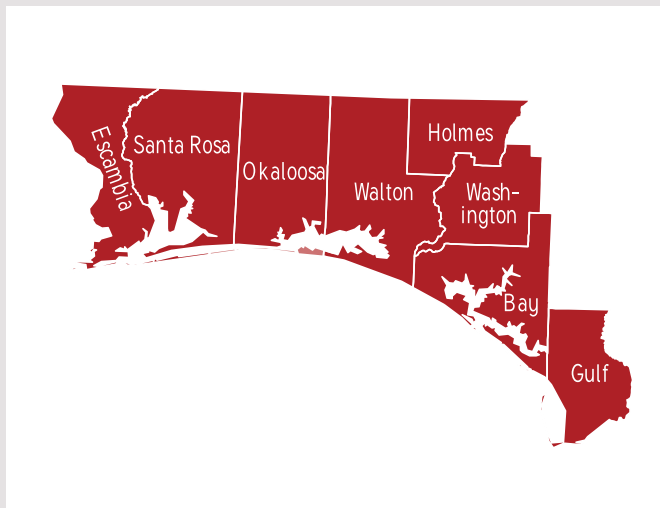
# Bureau of Fire and Arson Investigations Field Operations

## District 1

Major Karl Morgan is Commander of Field Operations for District One, which is comprised of three geographic regions (Northwest, North and Northeast). Major Morgan is headquartered in Tallahassee and can be contacted by phone at (850) 413-3663.

### NORTHWEST REGION

The Northwest Region is under the command of Captain Chris Welch. The region has three field offices that service twenty-one Florida counties. Lieutenant David O’Dell supervises the Pensacola office. He and 6 law enforcement detectives cover calls for service in Escambia, Santa Rosa, Okaloosa, and north Walton Counties. Lieutenant Matt Streichert supervises the Panama City field office and coordinates the activities of 4 law enforcement detectives assigned to the Panama City office. This office covers south Walton, Bay, Holmes, Washington, and Gulf Counties. The region is supported by an administrative secretary and a crime intelligence analyst located in Pensacola. The Pensacola and Panama City offices responded to 463 requests for service this year. Of those requests, 218 accidental fires and 148 incendiary fires were investigated.

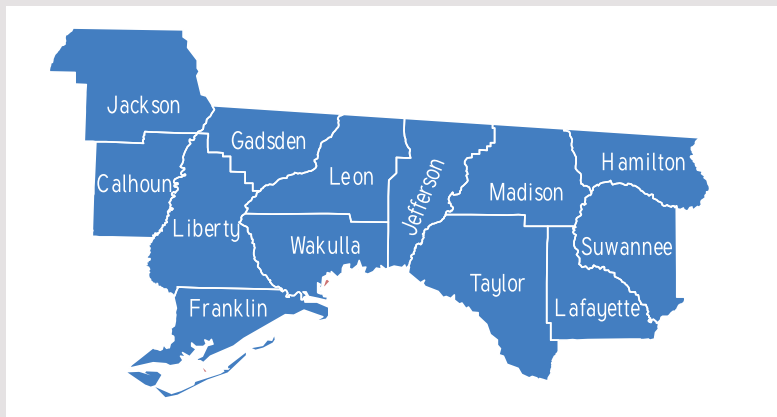


**Pensacola Office:** (850) 453-7803

**Panama City Office:** (850) 747-5888

Counties of Assignment: Escambia, Santa Rosa, Okaloosa, Walton, Bay, Holmes, Washington, and Gulf.

Specialized Units: Explosive Ordinance Disposal Team (EOD), Accelerant Detection Canine Team (ADC), Computer Voice Stress Analyzer (CVSA), and Crime Intelligence Analyst (CIA).



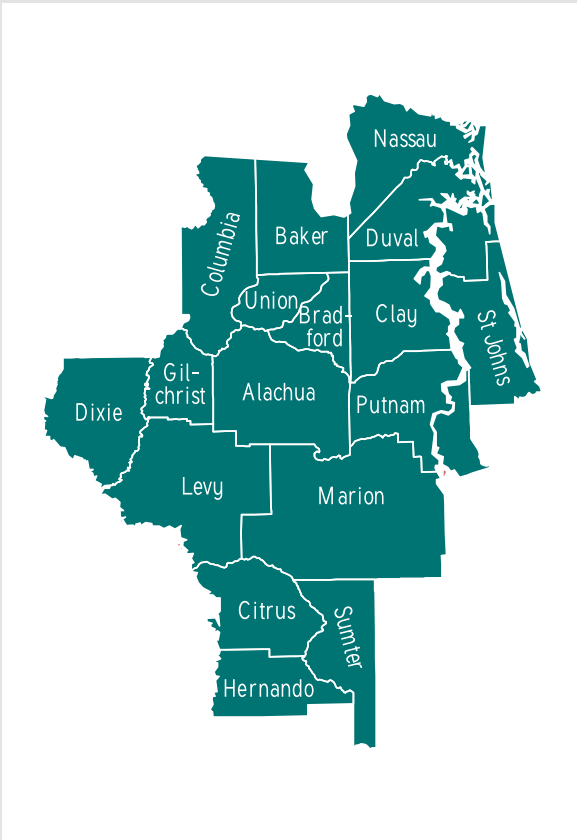
The Tallahassee Field Office is comprised of 13 counties. The field operations of the office’s 6 detectives are coordinated by Lieutenant Jason Roberts. The region has 1 Administrative Secretary and 1 Crime Intelligence Analyst. The Tallahassee office responded to 241 requests for service this year. Of those requests 66 accidental fires and 77 incendiary fires were investigated.

**Tallahassee Field Office:** (850) 413-3900

Counties of Assignment: Calhoun, Franklin, Gadsden, Hamilton, Jefferson, Jackson, Lafayette, Leon, Liberty, Madison, Suwannee, Taylor and Wakulla

Specialized Units: Explosive Ordinance Disposal Unit (EOD), Computer Voice Stress Analyzer (CVSA), Accelerant Detection Canine (ADC) Team, Crime Intelligence Analyst





## NORTHEAST REGION

The Northeast Region is under the command of Captain Robby Stephens and consists of 14 counties in the Northeast Florida area. The region is divided into 2 field offices, Jacksonville and Ocala. Both field offices are supported by Administrative Secretaries. The region has 1 Crime Intelligence Analyst. Lieutenants Ernest Cooper and Joseph Pietrafesa lead the Jacksonville squads of detectives serving 7 counties. There are 8 law enforcement detectives assigned to the Jacksonville Field Office. The Ocala Field Office is under the supervision of Lieutenant Matt Legler and serves 9 counties. There are 7 law enforcement detectives assigned to the Ocala Field Office. The Northeast region responded to 991 requests for service this year. Of those requests, 391 accidental fires and 306 incendiary fires were investigated.

**Jacksonville Field Office:** (904) 798-5804

Counties of Assignment: Baker, Bradford, Clay, Duval, Nassau, Putnam, and St. Johns

**Ocala Field Office:** (352) 369-2801

Counties of Assignment: Alachua, Citrus, Columbia, Dixie, Gilchrist, Levy, Marion, Sumter, and Union

Specialized Units: Accelerant Detection Canine (ADC) Team, Computerized Voice Stress Analyzer (CVSA), Crime Intelligence Analyst

# District 2

Major Brandon Ball is the Commander of Field Operations for District Two, which is comprised of three geographic regions (North Central, South Central and South). Major Ball is headquartered in Lake Wales and may be contacted by phone at (863) 679-4185.

## NORTH CENTRAL REGION

The North Central region is under the command of Captain Jason Herrman and consists of 7 counties. The Orlando Field Office is under the supervision of Lieutenant Cindy Campina. Lieutenant Paul Patterson leads the Daytona Beach Field Office. Both field offices are supported by administrative secretaries. The Orlando Field Office covers a 3 county territory and is supported by 9 law enforcement detectives. The Daytona Beach Field Office covers a 4 county area and is supported by 5 law enforcement detectives. The North Central region responded to 625 requests for service this year. Of those requests 219 accidental fires and 249 incendiary fires were investigated.

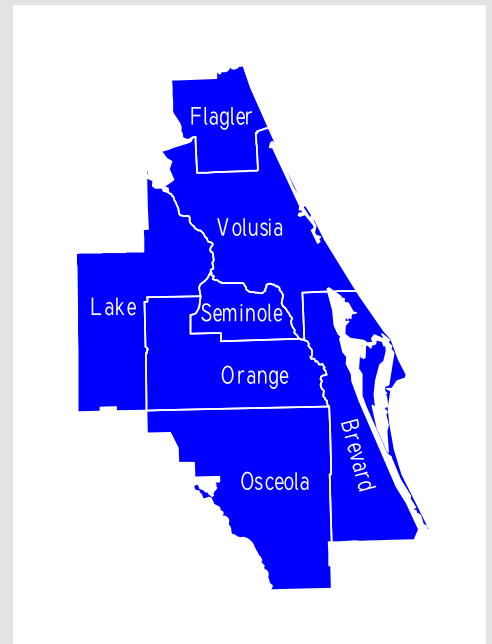
**Orlando Field Office:** (407) 893-3654

Counties of Assignment: Orange, Osceola and Lake

**Daytona Beach Field Office:** (386) 323-0904

Counties of Assignment: Brevard, Seminole, Volusia and Flagler

Specialized Units: Computer Voice Stress Analyzer (CVSA), Crime Intelligence Analyst, Accelerant Detection Canine (ADC) Team



## SOUTH CENTRAL REGION

The South Central Region is under the command of Captain Phil Roman and consists of 13 counties. The region is comprised of field offices in Tampa, Lake Wales and Ft Myers.

The Tampa Field Office is under the supervision of Lieutenant Randy St. Clair and is supported by 7 law enforcement detectives, an administrative secretary and a crime intelligence analyst supervisor, with a service area of 6 counties. The Lake Wales Field Office is supervised by Lieutenant Stacy McIntyre and is supported by 7 law enforcement detectives and an administrative secretary, with a coverage area of 4 counties. The Fort Myers Field Office is supervised by Lieutenant Joseph Minervini and is supported by 5 law enforcement detectives and an administrative secretary, with a coverage area of 3 counties. The South Central Region responded to 803 requests for service in 2017. Of those requests, 262 fires were classified as accidental and 281 were classified as incendiary. The SC Region Bomb Squad (EOD Team) responded to nearly 83 requests for service.

**Tampa Field Office:** (813) 972-8604

Counties of Assignment: Hernando, Hillsborough, Manatee, Pasco, Pinellas, and Sarasota.

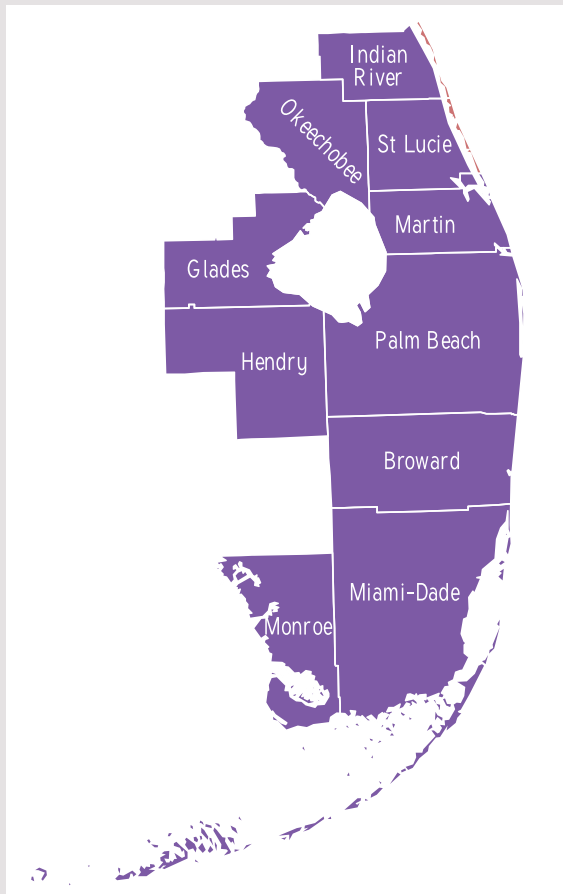
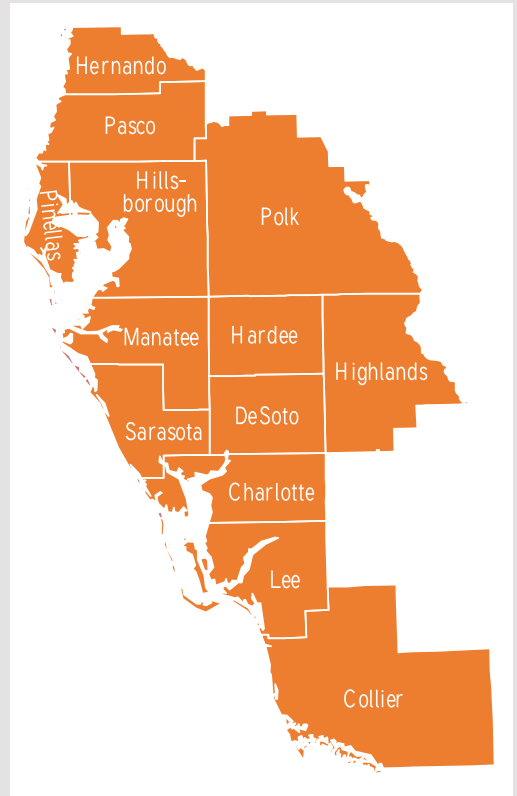
**Lake Wales Field Office:** (863) 679-4180

Counties of Assignment: Polk, Highlands, Hardee, and DeSoto.

**Ft. Myers Field Office:** (239) 278-7525

Counties of Assignment: Charlotte, Collier, and Lee.

Specialized Units: Computerized Voice Stress Analyzer (CVSA), Explosive Ordinance Disposal Team (EOD), Accelerant Detection Canine Team (ADC), Explosives Ordinance Disposal Canine Team (EODC) a Criminal Intelligence Analyst Supervisor (CIAS) and a Criminal Intelligence Analyst.



## SOUTH REGION

The South Region is supervised by Captain Ross Holt and consists of 10 counties, with field offices located in West Palm Beach, Miami, and Plantation.

The Plantation Field Office is under the supervision of Lieutenant James Milton and consists of 6 law enforcement detectives responsible for providing service to Broward County. The West Palm Beach Office has 3 law enforcement detectives, under the direction of Lieutenant Anthony Stafford, that are responsible for providing service to 7 counties. The Miami Office has 4 law enforcement detectives, under the command of Lieutenant Edwin Tapanes that are responsible for providing service to 2 counties. The South region responded to 650 requests for service this year. Of those requests, 248 accidental fires and 198 incendiary fires were investigated.

**Plantation Field Office:** (954) 321-3704

Counties of Assignment: Broward

**West Palm Beach Office:** (561) 640-6704

Counties of Assignment: Glades, Hendry, Indian River, Martin, Okeechobee, Palm Beach and St. Lucie

**Miami Field Office:** (954) 321-3704

Counties of Assignment: Dade, and Monroe

Specialized Units: Computerized Voice Stress Analyzer (CVSA), Criminal Intelligence Analyst and an Accelerant Detection Canine (ADC) Team.



# Fire Incident Reporting System



**WAYNE WATTS**  
State Program Manager

Established under Florida Statute 633.136 within the Division of State Fire Marshal (DSFM), the Florida Fire Incident Reporting System (FFIRS) Section is responsible for establishing and maintaining an electronic database and communication system. The section is tasked with receiving fire and emergency incident information from local fire departments and preparing and disseminating annual reports to the Governor, Senate President, Speaker of the House of Representatives, fire protection agencies, and the public.

The FFIRS Section also provides state and federal agencies with fire and emergency response data, establishes procedures and a consistent reporting format for state and local fire protection stakeholders, and uses an electronic information database to help protect the citizens and fire and emergency responders of the State of Florida. The Section also offers free, on-site training in using the database.

The Section manages the FFIRS in conjunction with the National Fire Incident Reporting System (NFIRS). The state program manager sits on the board of the National Fire Information Council (NFIC), which is committed to enhancing public safety through the collection and dissemination of timely, accurate and useable fire-related and emergency response data. Their vision is to be the leading subject matter experts for NFIRS and their goal is to encourage every fire service organization's participation in the NFIRS program.

Information is based primarily on data submitted from local fire service agencies and each bureau within the DSFM. In 2017, FFIRS collected over 2.85 million individual fire and EMS incident reports throughout Florida in 2017. This is a continuation of the steady increase in reporting and

data collection since the database was established in 1998, with approximately 775,000 incidents reported statewide that year. The Division also uses privileged information obtained from the Florida Forest Service (FFS) and the Florida Department of Health (DOH). Their data provides FFIRS information on Florida county wildfire statistics and civilian fire related deaths.

Although FFIRS is a voluntary program, the section has maintained over a 90% reporting rate over the last five years, thanks to the support and efforts of the DSFM, the Fire & Emergency Incident Information System Technical Advisory Panel (FEIISTAP), and fire service professionals at the state and local level. The FEIISTAP members are appointed by the State Fire Marshal to assist the Division with program improvements. In making appointments, the State Fire Marshal considers geography, population, and other factors, offering representation to the entire state rather than any single region. The 15 required members include: one from DOH, one from FFS, and 13 from the Firefighters' Employment, Standards, and Training Council. Their combined input is used to improve efforts in reducing the state's fire problem and making Florida a safer place. The Section is staffed by Ms. Dalfnie Burt—Records Specialist, and Dr. Xia Xu—Statistician II.

The United States Fire Administration (USFA) Data Entry Tool Software is available to National Fire Incident Reporting System users and is accessible from the NFIRS website, [www.nfirs.fema.gov/webtools](http://www.nfirs.fema.gov/webtools). Access to the tools is still granted through user accounts, and the accounts are still created and managed by your state NFIRS program manager. Join the DSFM and FFIRS in its endeavor to Fight Fires with Facts! If assistance is needed, please contact FFIRS at (850) 413-3698 or [ffirs@myfloridacfo.com](mailto:ffirs@myfloridacfo.com).





# Civilian Deaths from Fires

Department of Health, Vital Statistics Section

The following civilian fire death statistics are based on death certificates received from the 24 Regional Medical Examiner offices in the State of Florida, identifying the underlying or sub-causes of fire-related deaths. The Department of Health (DOH), Office of Vital Statistics, then applies the proper codes for the cause of death, using codes defined by the tenth revision of the International Classification of Disease (ICD).

Based on the National Fire Protection Association (NFPA), fire deaths and only fire deaths are primarily identified by the code range for accidental fire exposure X00-X09. The X00-X09 range includes most, but not all, fire deaths. The code refers to uncontrolled vs. controlled building/structure or non-building/structure fires. Using these guidelines, the State of Florida had a total of **125** civilian fire deaths.

Deaths due to homicides (X97) and suicides (X76) involving smoke, fire or flames; pathological fire-setting (F63.1); discharge of fireworks (W39); and exposures to smoke, fire or

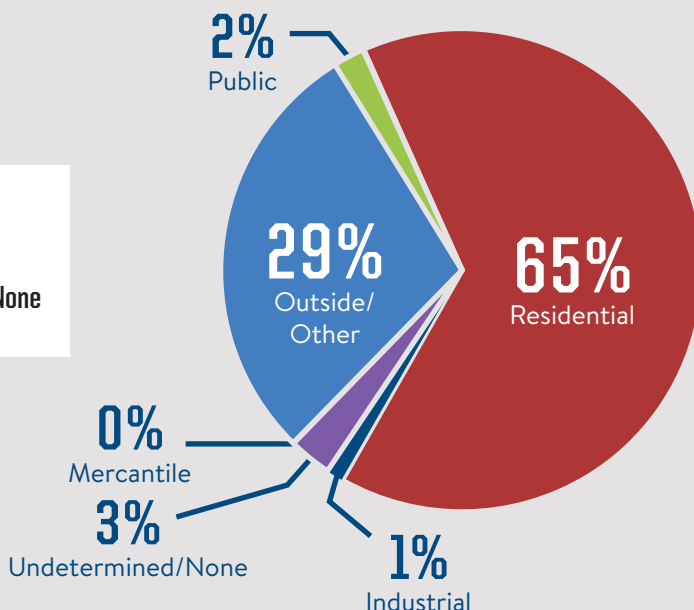

flame with undetermined intent (Y26) are not included in the NFPA standards, but are included by Consumer Product Safety Commission (CPSC), Tri-Data and the United States Fire Administration (USFA) when performing state-by-state analysis. Utilizing the five additional categories based on their methodology, the State of Florida civilian fire fatalities would increase to **152**.

Excluded from NFPA, CPSC, Tri-Data and USFA analyses are fire deaths in vehicles, which would increase the civilian fire deaths in 2017 to **193**. The State of Florida has included in its analysis deaths due to explosions (code range W35-W40), intentional self-harm by explosive materials (X75), assault by explosive materials (X96) and contact with explosive materials, undetermined intent (Y25). These deaths are not readily identifiable in the DOH Vital Statistics Database. The additional 8 categories bring Florida civilian fire and explosion fatalities to **200**.



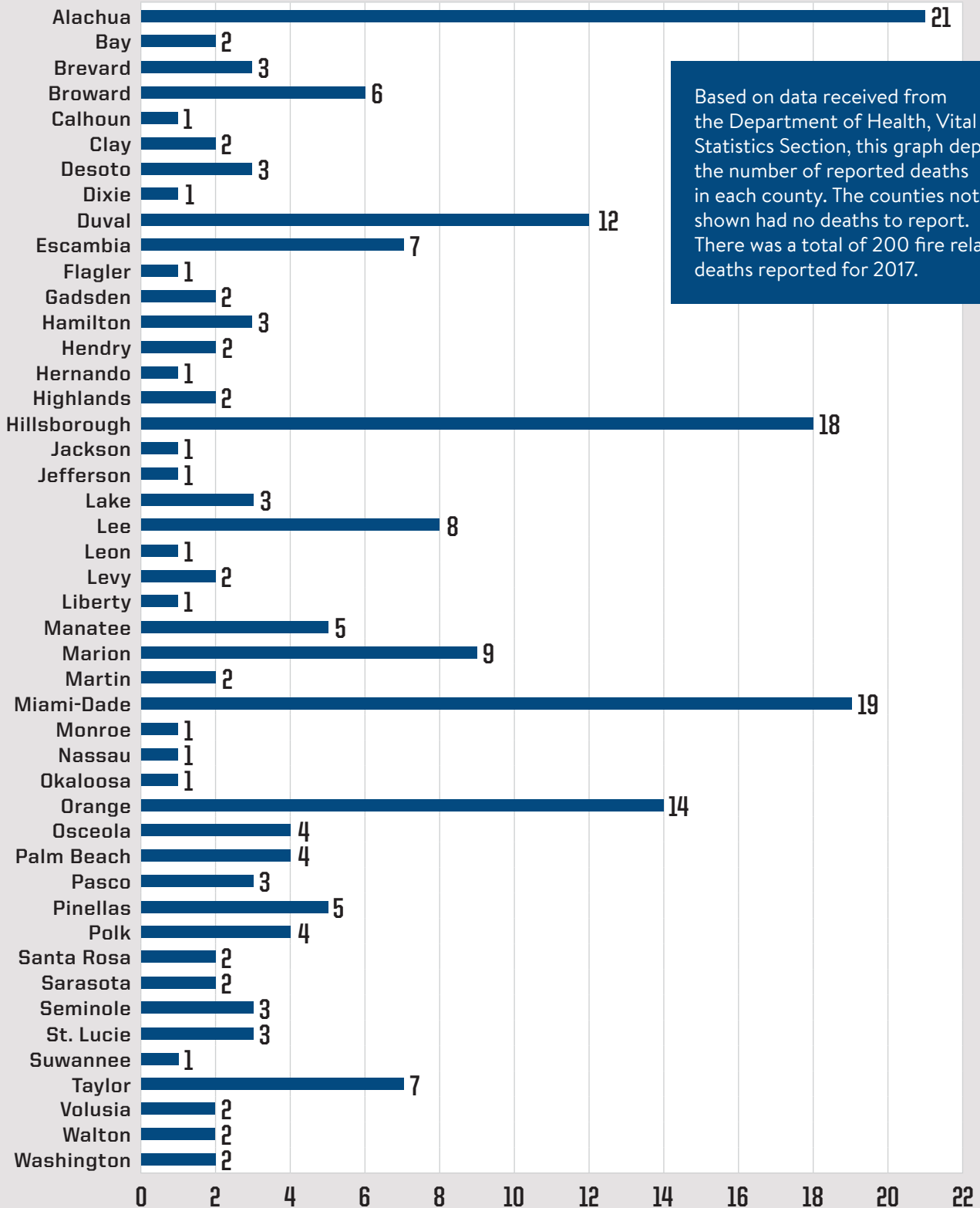
# Civilian Deaths from Fires by Property Use

The following graph depicts **200** civilians that died in 2017 from fire related incidents based on data received from the Department of Health, Vital Statistics Section.





# Civilian Deaths by County

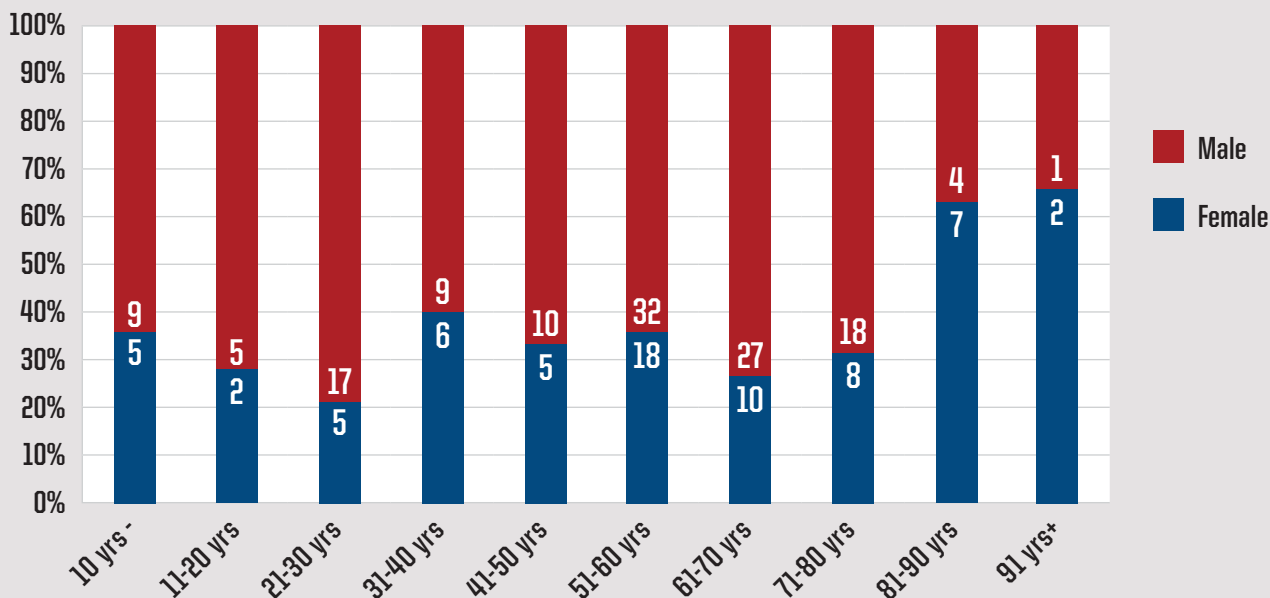


Based on data received from the Department of Health, Vital Statistics Section, this graph depicts the number of reported deaths in each county. The counties not shown had no deaths to report. There was a total of 200 fire related deaths reported for 2017.



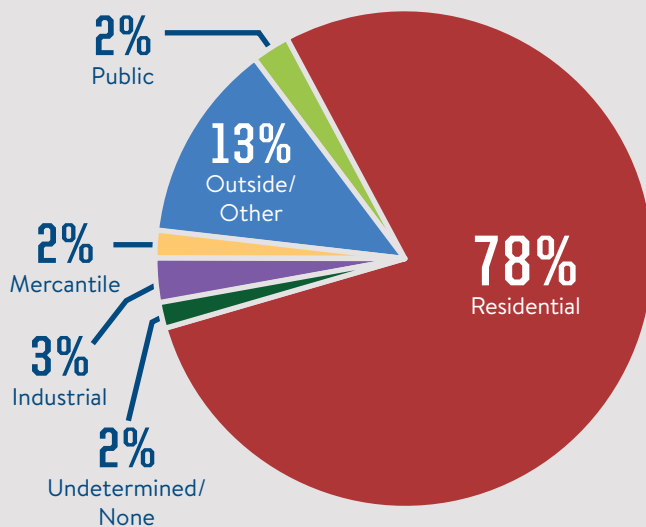
# Civilian Fire Deaths by Age and Sex

Fire education is extremely important. There was a total of **200** fire deaths in 2017 (based on data received from the Department of Health, Vital Statistics Section). People age 41 and older account for **71%** of Florida's reported deaths from fire. Small children under the age of 10 make up over **7%**.



# Civilian Injuries from Fires by Property Use

During 2017, **1,312** civilians were injured from fires (based on data received by the State Fire Marshal's office). Residential properties continue to have the greatest number of fire injuries among structure fires. Each year, many factors contribute to the number of fire-related injuries, but cooking remains one of the most prominent factors, with **15%** of residential property fires originating in the kitchen.



- Residential
- Mercantile
- Industrial
- Outside/Other
- Public
- Undetermined/None





# Florida Counties Fire

Counties	Structure Fires	Vehicle Fires	Other Fires	Exposures	Total Fires	Rescue EMS	Other Calls	False Alarms
Alachua	215	134	627	0	976	37,120	6,551	2,082
Baker	30	29	69	0	128	1,758	688	51
Bay	189	98	250	2	539	15,436	4,874	1,539
Bradford	22	9	54	0	85	839	369	82
Brevard	336	243	1,087	20	1,686	102,543	16,028	3,865
Broward	1,368	807	1,166	22	3,363	197,623	66,783	19,046
Calhoun	17	6	32	0	55	216	167	6
Charlotte	93	84	375	21	573	26,309	6,762	962
Citrus	91	59	355	25	530	6,638	4,613	419
Clay	86	70	257	7	420	16,253	3,547	720
Collier	89	42	277	20	428	17,568	7,236	3,084
Columbia	79	65	303	3	450	3,750	1,465	251
Desoto	33	25	255	0	313	3,563	1,086	168
Dixie	40	35	109	0	184	848	252	24
Duval	480	561	1,319	2	2,362	118,262	20,487	9,394
Escambia	365	185	523	30	1,103	12,915	6,804	2,665
Flagler	53	40	158	2	253	10,622	6,273	650
Franklin	4	2	8	0	14	100	60	7
Gadsden	77	54	134	3	268	549	2,379	311
Gilchrist	10	7	55	0	72	792	323	21
Glades	6	9	50	0	65	193	113	5
Gulf	8	4	10	0	22	65	20	17
Hamilton	32	33	96	1	162	296	293	21
Hardee*	0	0	0	0	0	0	0	0
Hendry	92	40	307	0	439	4,108	5,189	322
Hernando	125	103	313	10	551	25,977	7,233	1,270
Highlands	87	53	275	16	431	6,091	1,828	392
Hillsborough	747	637	2,220	22	3,626	126,889	23,435	8,878
Holmes	13	12	23	4	52	115	181	15
Indian River	73	66	327	2	468	22,560	1,649	1,232
Jackson	76	66	166	0	308	7,516	853	193
Jefferson	25	20	72	1	118	199	234	61
Lafayette	0	0	0	0	0	0	0	0
Lake	296	187	789	17	1,289	41,275	11,574	2,308
Lee	426	290	1,129	19	1,864	63,307	30,186	5,619
Leon	286	129	533	29	977	15,667	8,233	2,238
Levy	26	25	194	1	246	7,730	424	60
Liberty	7	6	14	0	27	6	13	1

# and Non-Fire Totals

Total Incidents	Add Mutual Aid Given	Total Responses	Approximate Total Dollar Loss	Civilian Injuries	Firefighter Injuries
46,729	696	47,425	\$8,656,100	2	1
2,625	299	2,924	\$636,995	1	0
22,388	496	22,884	\$5,452,990	7	0
1,375	664	2,039	\$851,400	1	0
124,122	2,090	126,212	\$14,510,649	40	31
286,815	5,390	292,205	\$29,723,147	86	105
444	19	463	\$3,040,700	0	0
34,606	138	34,744	\$8,203,404	2	1
12,200	195	12,395	\$2,728,780	3	0
20,940	623	21,563	\$4,347,835	9	16
28,316	1,665	29,981	\$13,378,134	6	16
5,916	35	5,951	\$3,154,934	2	2
5,130	10	5,140	\$481,275	1	0
1,308	185	1,493	\$1,333,845	10	0
150,505	950	151,455	\$16,243,524	17	23
23,487	228	23,715	\$6,260,675	19	7
17,798	518	18,316	\$2,047,952	5	4
181	0	181	\$0	0	0
3,507	246	3,753	\$2,853,117	3	1
1,208	68	1,276	\$151,000	389	0
376	53	429	\$190,800	4	0
124	21	145	\$498,987	21	0
772	227	999	\$313,570	0	0
0	0	0	\$0	0	0
10,058	121	10,179	\$510,849	3	2
35,031	335	35,366	\$3,523,149	10	4
8,742	495	9,237	\$1,827,153	10	0
162,828	771	163,599	\$38,600,213	46	66
363	134	497	\$328,211	0	0
25,909	6	25,915	\$1,852,883	0	0
8,870	319	9,189	\$2,567,800	0	0
612	57	669	\$1,392,560	1	0
0	0	0	\$0	0	0
56,446	3,565	60,011	\$6,633,055	2	38
100,976	3,990	104,966	\$19,967,828	25	30
27,115	604	27,719	\$9,997,490	23	5
8,460	1,597	10,057	\$613,496	49	0
47	1	48	\$581,750	0	1



# Florida Counties Fire

Counties	Structure Fires	Vehicle Fires	Other Fires	Exposures	Total Fires	Rescue EMS	Other Calls	False Alarms
Madison	33	10	64	1	108	277	326	65
Manatee	186	101	480	7	774	17,280	4,286	2,678
Marion	344	259	988	0	1,591	20,104	11,161	2,279
Martin	93	66	269	0	428	18,692	4,821	1,257
Miami-Dade	1,764	1,157	2,374	132	5,427	225,011	45,655	24,843
Monroe	50	39	80	0	169	7,300	1,220	789
Nassau	21	34	199	64	318	3,547	687	201
Okaloosa	183	70	175	7	435	16,763	4,062	1,492
Okeechobee	38	35	184	1	258	6,491	1,592	183
Orange	1,086	782	2,202	6	4,076	156,241	30,530	15,784
Osceola	173	86	333	21	613	18,059	3,741	1,270
Palm Beach	993	576	1,298	10	2,877	183,751	40,856	15,084
Pasco	323	211	562	36	1,132	56,065	13,754	2,276
Pinellas	726	344	1,107	48	2,225	164,296	32,331	7,577
Polk	406	198	836	25	1,465	39,174	11,665	2,340
Putnam	15	13	29	0	57	2,310	492	147
Santa Rosa	180	69	275	0	524	10,637	3,854	751
Sarasota	46	59	282	0	387	13,341	2,801	924
Seminole	277	174	576	27	1,054	43,050	13,150	3,694
St. Johns	231	128	395	9	763	21,966	6,106	1,643
St. Lucie	147	157	432	0	736	40,055	2,599	1,846
Sumter	85	84	268	3	440	9,420	4,901	374
Suwannee	55	51	185	1	292	4,698	567	159
Taylor	27	32	84	2	145	266	1,089	65
Union	0	0	0	0	0	0	0	0
Volusia	467	287	990	17	1,761	58,986	27,100	3,836
Wakulla	0	0	0	0	0	0	0	0
Walton	98	57	214	1	370	9,383	2,206	828
Washington	7	3	13	0	23	15	67	8
<b>Total Incidents</b>	<b>14,056</b>	<b>9,317</b>	<b>28,825</b>	<b>697</b>	<b>52,895</b>	<b>2,042,876</b>	<b>519,824</b>	<b>160,372</b>
<b>Mutual Aid</b>	<b>2,878</b>	<b>520</b>	<b>2,387</b>			<b>32,239</b>	<b>24,673</b>	<b>2,754</b>
<b>Total Responses</b>	<b>16,934</b>	<b>9,837</b>	<b>31,212</b>	<b>697</b>	<b>52,895</b>	<b>2,075,115</b>	<b>544,497</b>	<b>163,126</b>

\* No Data Received

The above statistics are based on the data submitted by 483 fire departments that reported to the Florida Fire Incident Reporting System (FFIRS) in 2017.



# and Non-Fire Totals

Total Incidents	Add Mutual Aid Given	Total Responses	Approximate Total Dollar Loss	Civilian Injuries	Firefighter Injuries
776	76	852	\$921,941	0	0
25,018	583	25,601	\$4,471,138	57	4
35,135	338	35,473	\$11,726,744	16	2
25,198	690	25,888	\$3,265,165	20	6
300,936	303	301,239	\$72,837,323	73	227
9,478	55	9,533	\$3,221,480	0	3
4,753	87	4,840	\$2,244,561	1	0
22,752	2,380	25,132	\$2,390,134	2	2
8,524	109	8,633	\$1,726,198	3	1
206,631	3,978	210,609	\$22,833,404	14	124
23,683	1,420	25,103	\$4,107,415	26	21
242,568	2,694	245,262	\$24,302,608	47	176
73,227	4,303	77,530	\$12,345,465	17	11
206,429	7,202	213,631	\$23,369,740	90	101
54,644	1,688	56,332	\$7,988,559	36	4
3,006	36	3,042	\$461,290	2	0
15,766	704	16,470	\$3,623,164	7	1
17,453	1,050	18,503	\$3,078,157	9	7
60,948	4,154	65,102	\$10,771,909	37	56
30,478	370	30,848	\$2,633,260	9	5
45,236	6	45,242	\$3,147,085	3	3
15,135	445	15,580	\$2,895,567	4	26
5,716	72	5,788	\$2,906,526	5	2
1,565	45	1,610	\$1,413,662	0	0
0	0	0	\$0	0	0
91,683	6,359	98,042	\$11,780,734	36	32
0	0	0	\$0	0	0
12,787	599	13,386	\$5,447,091	1	1
113	15	128	\$34,450	0	0
2,775,967	66,572	2,842,539	\$459,401,020	1,312	1,168
	65,451				
2,775,967	132,023	2,842,539	\$459,401,020	1,312	1,168

\* Departments must be compliant under the Firefighter’s Occupational Safety and Health Act, Rule Chapter 69A-62 and Florida Statutes 633.801 – 633.821, as well as other Florida statutes and rules to be recognized as a fire department.



# Florida Wildfires by

County	Total Fires		0.1 - 0.2 Acres		0.3 - 9 Acres	
	# fires	# acres	# fires	# acres	# fires	# acres
All Counties	2,918	201,157.2	610	71.2	1,713	3,856.2
Alachua	56	384.2	9	1.1	40	95.1
Baker	35	2,951.8	8	0.9	22	37.9
Bay	35	329.3	7	0.8	22	34.5
Bradford	29	599.3	8	0.8	19	45.5
Brevard	64	11,389	5	0.6	38	85.4
Broward	10	62,330.1	3	0.3	2	4.8
Calhoun	20	211.9	1	0.1	12	29.8
Charlotte	60	5,217.7	9	1.3	23	77.8
Citrus	63	1,223.9	7	0.8	44	99.6
Clay	44	1,268.9	15	1.8	20	15.6
Collier	60	14,899.9	14	1.6	37	78.3
Columbia	75	181.7	30	3.2	43	56.5
DeSoto	12	1,065.9	1	0.1	6	17.8
Dixie	59	130.1	20	2.2	36	73.9
Duval	25	178.1	4	0.4	18	55.2
Escambia	13	102.3	2	0.2	8	18.2
Flagler	52	953.4	17	2.3	22	33.3
Franklin	11	396.7	3	0.4	4	17
Gadsden	26	96.3	3	0.3	19	33
Gilchrist	22	88.3	2	0.2	19	28.1
Glades	61	8,368.4	17	1.8	25	73.4
Gulf	14	240	0	0	11	25
Hamilton	48	147.6	22	2.4	23	47.9
Hardee	25	318.8	3	0.4	14	54.3
Hendry	39	1,262	4	0.4	23	63.6
Hernando	44	1,563.5	6	0.6	29	57.9
Highlands	124	2,224.5	35	5	72	167.6
Hillsborough	41	416.7	6	0.9	28	72.8
Holmes	13	88.7	2	0.2	10	18.5
Indian River	24	950.7	3	0.4	14	27.3
Jackson	43	263.9	11	1.1	24	48.8
Jefferson	26	321.4	3	0.5	20	28.4
Lafayette	24	53.4	7	0.9	14	21.5
Lake	59	2,941.3	9	1.1	35	102.9

# County and Acres Burned

10 - 99 Acres		100 - 299 Acres		300 - 999 Acres		1,000 - 4,999 Acres		5,000 Acres & Up	
# fires	# acres	# fires	# acres	# fires	# acres	# fires	# acres	# fires	# acres
455	12,947	70	11,213.8	46	23,813.5	15	35,574.5	9	113,681
6	148	1	140	0	0	0	0	0	0
3	35	1	100	0	0	1	2,778	0	0
6	294	0	0	0	0	0	0	0	0
0	0	1	162	1	391	0	0	0	0
18	401	1	120	0	0	1	4,500	1	6,282
1	88	0	0	0	0	1	2,000	3	60,237
7	182	0	0	0	0	0	0	0	0
16	507.3	4	648.3	7	2,943	1	1,040	0	0
11	273.5	0	0	1	850	0	0	0	0
6	179.5	2	361	1	711	0	0	0	0
6	172	0	0	1	350	0	0	2	14,298
2	122	0	0	0	0	0	0	0	0
1	25	3	408	1	615	0	0	0	0
3	54	0	0	0	0	0	0	0	0
3	122.5	0	0	0	0	0	0	0	0
3	83.9	0	0	0	0	0	0	0	0
11	282.8	1	200	1	435	0	0	0	0
3	164.3	1	215	0	0	0	0	0	0
4	63	0	0	0	0	0	0	0	0
1	60	0	0	0	0	0	0	0	0
12	428.7	3	666	2	788	2	6,410.5	0	0
2	55	1	160	0	0	0	0	0	0
3	97.3	0	0	0	0	0	0	0	0
8	264.1	0	0	0	0	0	0	0	0
9	307	2	441	1	450	0	0	0	0
6	136	2	269	0	0	1	1,100	0	0
13	381.9	2	212	2	1,458	0	0	0	0
6	143	1	200	0	0	0	0	0	0
1	70	0	0	0	0	0	0	0	0
6	213	0	0	1	710	0	0	0	0
8	214	0	0	0	0	0	0	0	0
1	12.5	2	280	0	0	0	0	0	0
3	31	0	0	0	0	0	0	0	0
10	324.3	1	151	4	2,362	0	0	0	0





# Florida Wildfires by

County	Total Fires		0.1 - 0.2 Acres		0.3 - 9 Acres	
	# fires	# acres	# fires	# acres	# fires	# acres
Lee	72	1,169.9	6	0.6	56	146.3
Leon	14	176.7	4	0.4	8	18.3
Levy	98	706.3	25	3	59	120.3
Liberty	9	163.6	1	0.1	6	14.5
Madison	50	578.6	19	1.9	27	43.5
Manatee	28	153.2	2	0.2	22	74.5
Marion	54	1,143.6	9	1.2	29	64.4
Martin	37	845	4	0.4	18	50.1
Miami-Dade	79	6,418.8	9	0.9	46	134.9
Monroe	2	0.2	2	0.2	0	0
Nassau	54	896.8	12	1.8	36	65.4
Okaloosa	20	471.6	4	0.5	12	29.1
Okeechobee	71	1,975.6	21	2.1	30	83.9
Orange	57	10,939.8	6	0.7	35	73.1
Osceola	45	4,081.2	2	0.2	19	37
Palm Beach	20	23,133.6	3	0.3	9	16.3
Pasco	43	2,863.4	4	0.4	25	72
Pinellas	11	144.3	0	0	7	18.3
Polk	159	10,604.9	13	1.6	91	267.3
Putnam	79	1,830.5	11	1.1	59	82.4
Santa Rosa	45	169.4	12	1.4	28	73
Sarasota	35	3,226	8	0.9	22	42.5
Seminole	10	335.3	0	0	5	10.8
St. Johns	68	175.4	24	2.6	41	61.8
St. Lucie	44	1,247.8	7	1	23	67.8
Sumter	15	1,944.6	1	0.1	7	22
Suwannee	71	304	24	3.6	37	76.4
Taylor	53	457.9	25	2.8	24	57.1
Union	16	12.8	4	0.4	12	12.4
Volusia	132	1,149.8	27	3.2	85	174.2
Wakulla	13	169.5	4	0.4	7	9.1
Walton	36	463.5	16	1.6	15	46.9
Washington	22	43.9	5	0.5	17	43.4



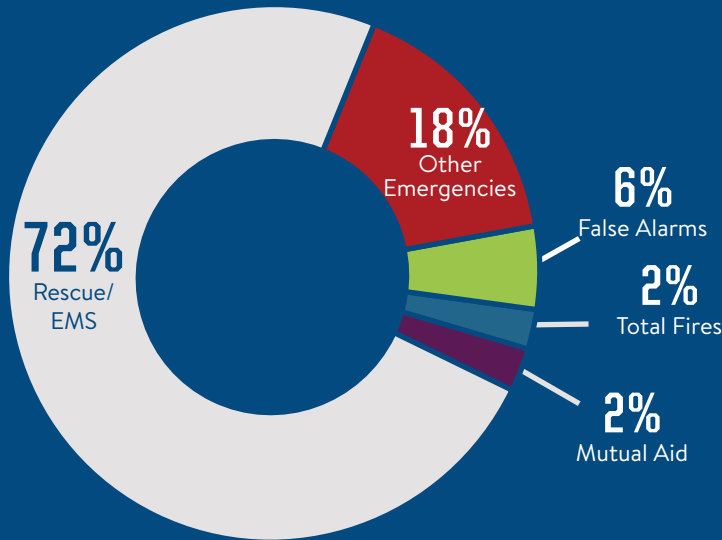


# 2017 Summary Statistics

In 2017, fire departments responded to a total of 2,775,967 incidents. When mutual aid calls were added, the total number of reported responses increased to 2,842,539, which generated slightly more requests for fire department services than in 2016. Total fire response incidents increased by 12% and total dollar loss increased by 11% compared to the prior years' data. The number of fire departments that reported to the Florida Fire Incident Reporting System (FFIRS) was 483, which is an increase of 3% from the previous year.

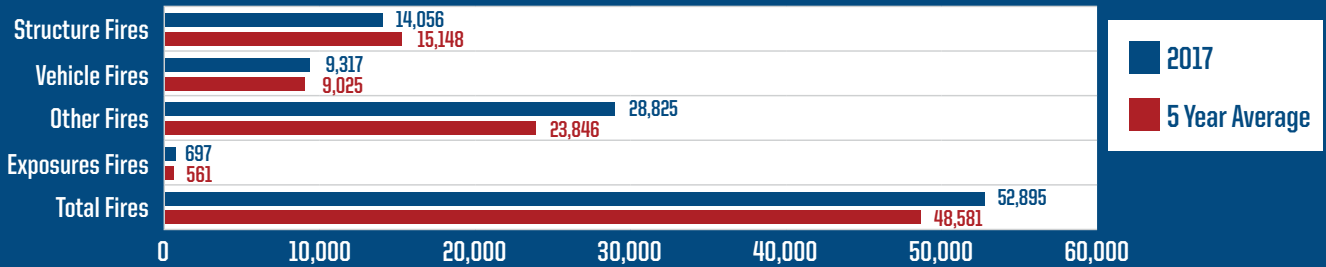
## 2017 State Incident Summary

Structure Fires	14,056
Vehicle Fires	9,317
Other Fires	28,825
Exposures Fires	697
<b>Total Fire Incidents</b>	<b>52,895</b>
Rescue/EMS	2,042,876
Other Emergencies	519,824
False Alarms	160,372
<b>Total Non-Fire Incidents</b>	<b>2,723,072</b>
Mutual Aid Given	66,572
<b>*Total Incidents plus Mutual Aid Given</b>	<b>2,842,539</b>

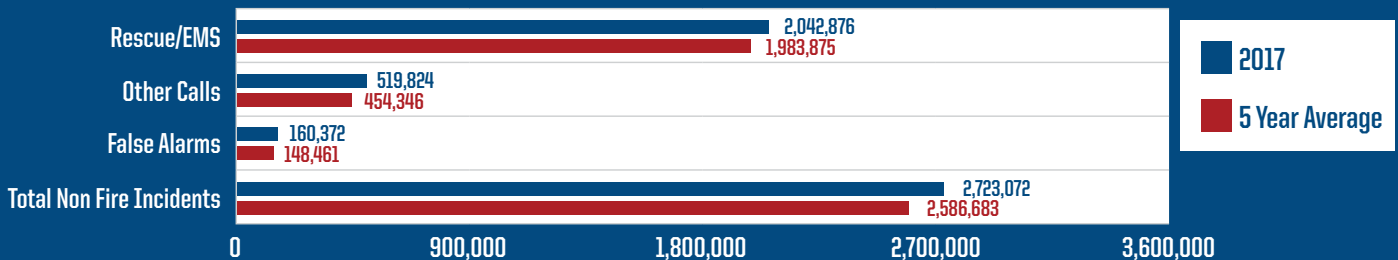


## 2017 State Incident Summary Compared to (2013-2017) 5 Yr. Avg.

### 2017 Fires



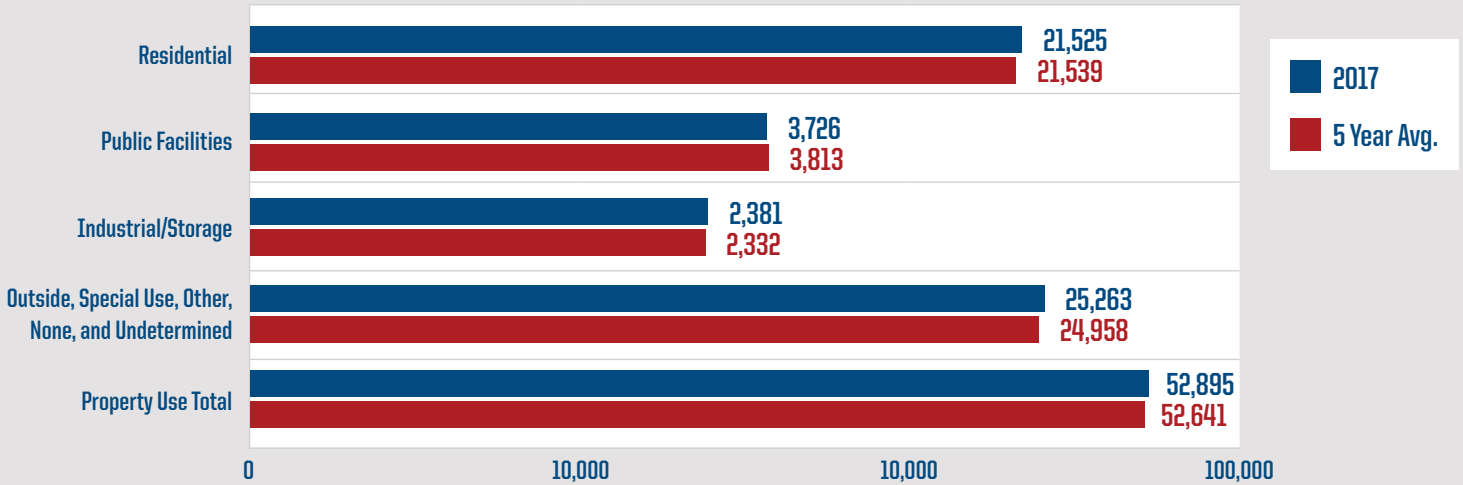
### 2017 Non Fire Related Incidents







# Total Breakdown of Fires by Property Use

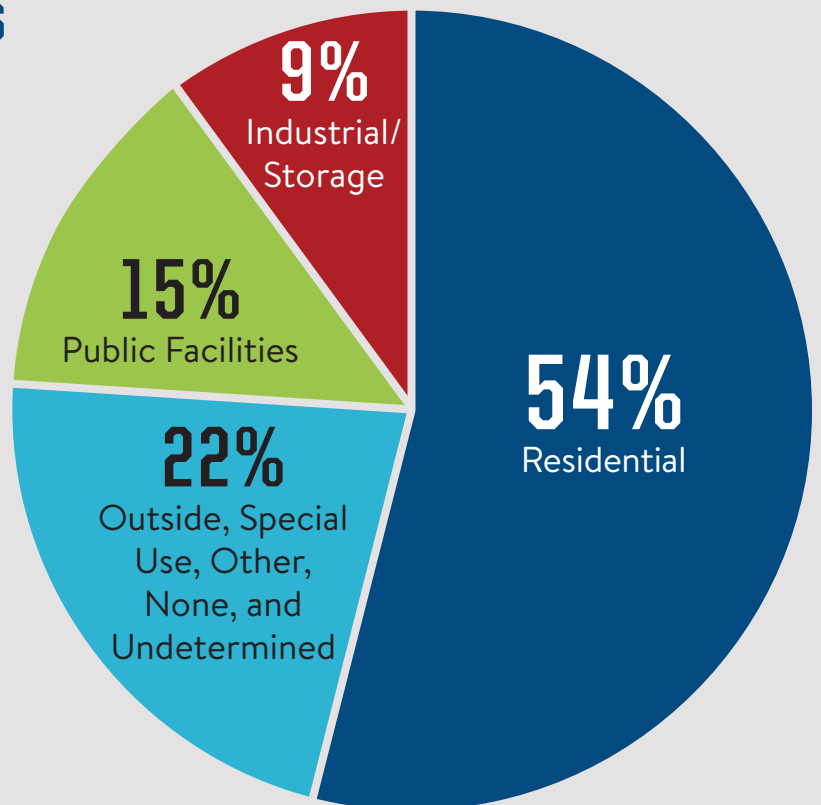


## Total State Dollar Loss

Reported Value of Property Loss for 2017:

**\$446,456,251**

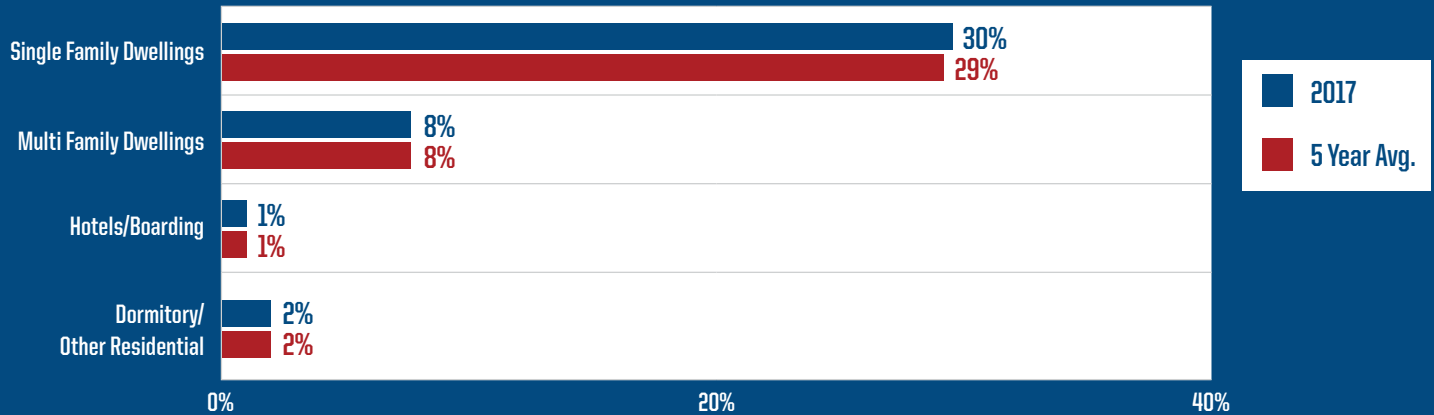
Residential:	\$239,762,046
Outside, Special Use, Other, None, and Undetermined	\$100,388,875
Public Facilities	\$64,607,629
Industrial/Storage	\$41,697,701





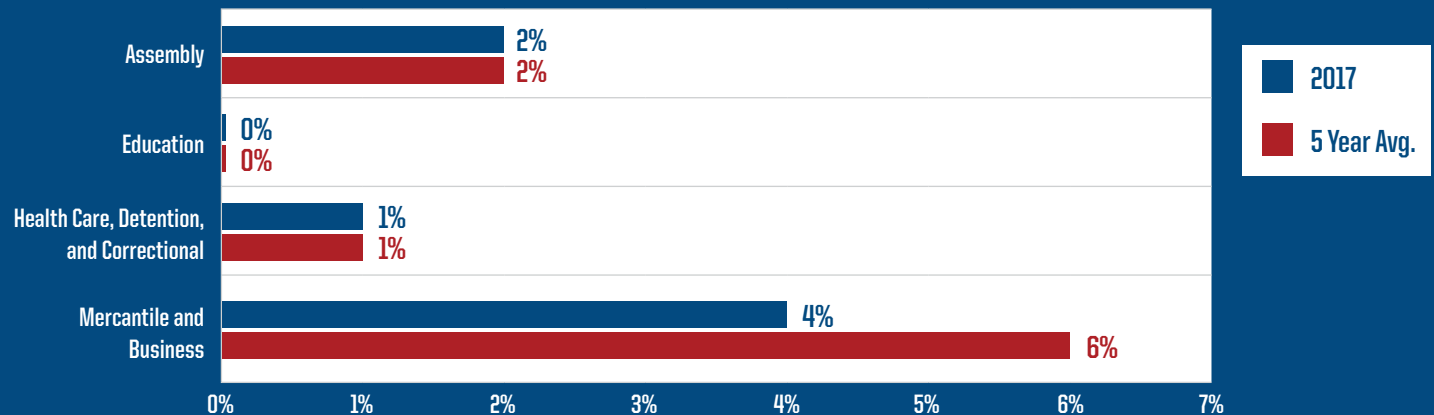
# Percentage of Fires and Dollar Loss Compared to Five Year Average by Property Use

## Residential



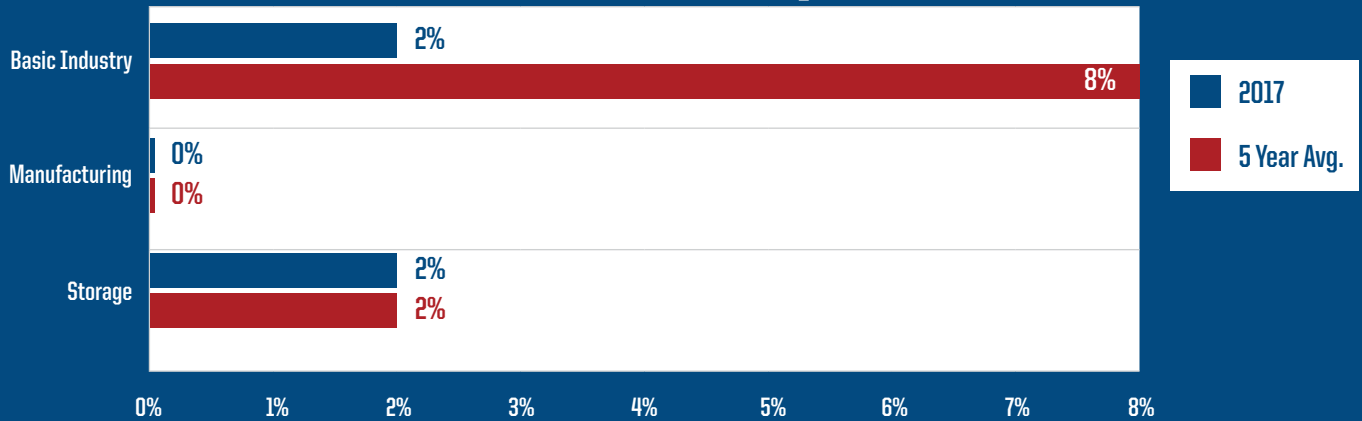
Residential Property Type	2017 Number of Incidents	5 Year Avg. Number of Incidents	2017 Total Dollar Loss	5 Year Avg. Total Dollar Loss
Single Family Dwellings	16,004	15,841	\$193,016,868	\$182,859,668.80
Multi Family Dwellings	4,028	4,307	\$34,754,795	\$40,852,401
Hotels/Boarding	369	420	\$5,100,116	\$3,885,197.80
Dormitory/Other Residential	1,124	972	\$6,890,267	\$6,596,471.60
<b>Total</b>	<b>21,525</b>	<b>21,539</b>	<b>\$239,762,046</b>	<b>\$234,229,739</b>

## Public Facilities



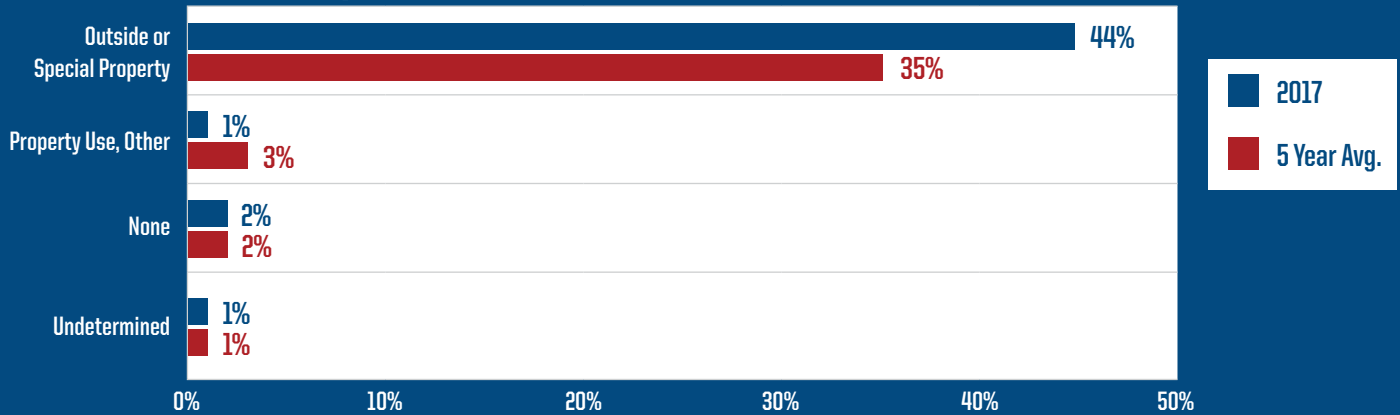
Public Facilities Property Type	2017 Number of Incidents	5 Year Avg. Number of Incidents	2017 Total Dollar Loss	5 Year Avg. Total Dollar Loss
Assembly	1,206	1,256	\$24,332,494	\$16,421,594
Education	221	243	\$4,502,244	\$1,759,880.80
Health Care, Detention and Correctional	293	334	\$2,221,773	\$3,145,194.80
Mercantile and Business	2,006	1,979	\$33,551,118	\$42,570,205.40
<b>Total</b>	<b>3,726</b>	<b>3,813</b>	<b>\$64,607,629</b>	<b>\$63,896,875</b>

## Industrial/Storage



Industrial Property Type	2017 Number of Incidents	5 Year Avg. Number of Incidents	2017 Total Dollar Loss	5 Year Avg. Total Dollar Loss
Basic Industry	1,162	1,076	\$6,870,347	\$64,400,275
Manufacturing	165	160	\$5,695,834	\$7,443,003.20
Storage	1,054	1,095	\$29,131,520	\$30,786,866.80
<b>Total</b>	<b>2,381</b>	<b>2,332</b>	<b>\$41,697,701</b>	<b>\$102,630,145</b>

## Outside, Special Use, Other, None, and Undetermined



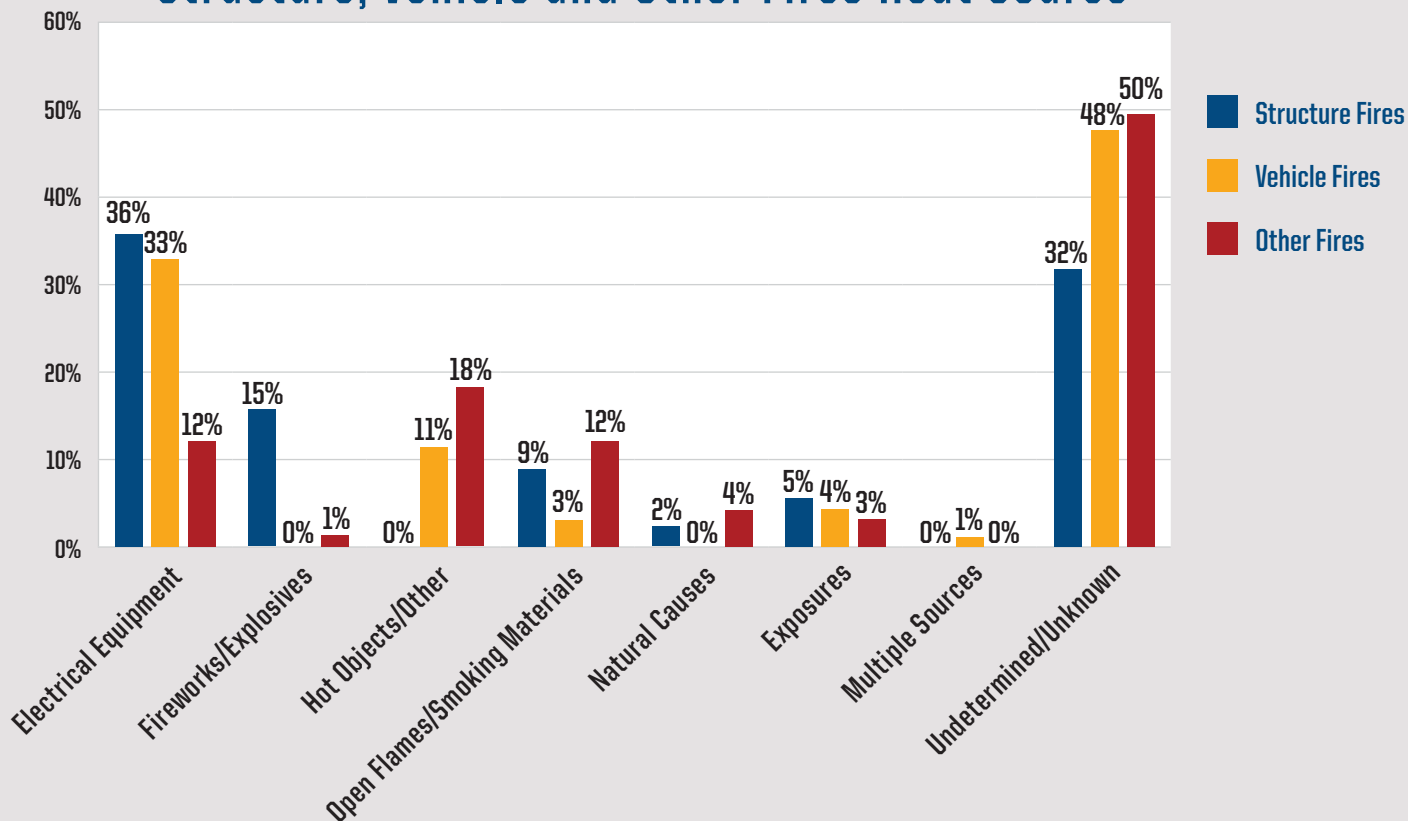
Outside, Special Use, Other, None, and Undetermined Property Type	2017 Number of Incidents	5 Year Avg. Number of Incidents	2017 Total Dollar Loss	5 Year Avg. Total Dollar Loss
Outside or Special Property	23,032	17,959	\$90,447,806	\$62,029,582.20
Property Use, Other	630	5,636	\$2,890,348	\$20,503,658.80
None	1,193	1,062	\$6,254,318	\$5,339,289.40
Undetermined	408	300	\$796,403	\$637,994.20
<b>Total</b>	<b>25,263</b>	<b>24,958</b>	<b>\$100,388,875</b>	<b>\$88,510,524.60</b>



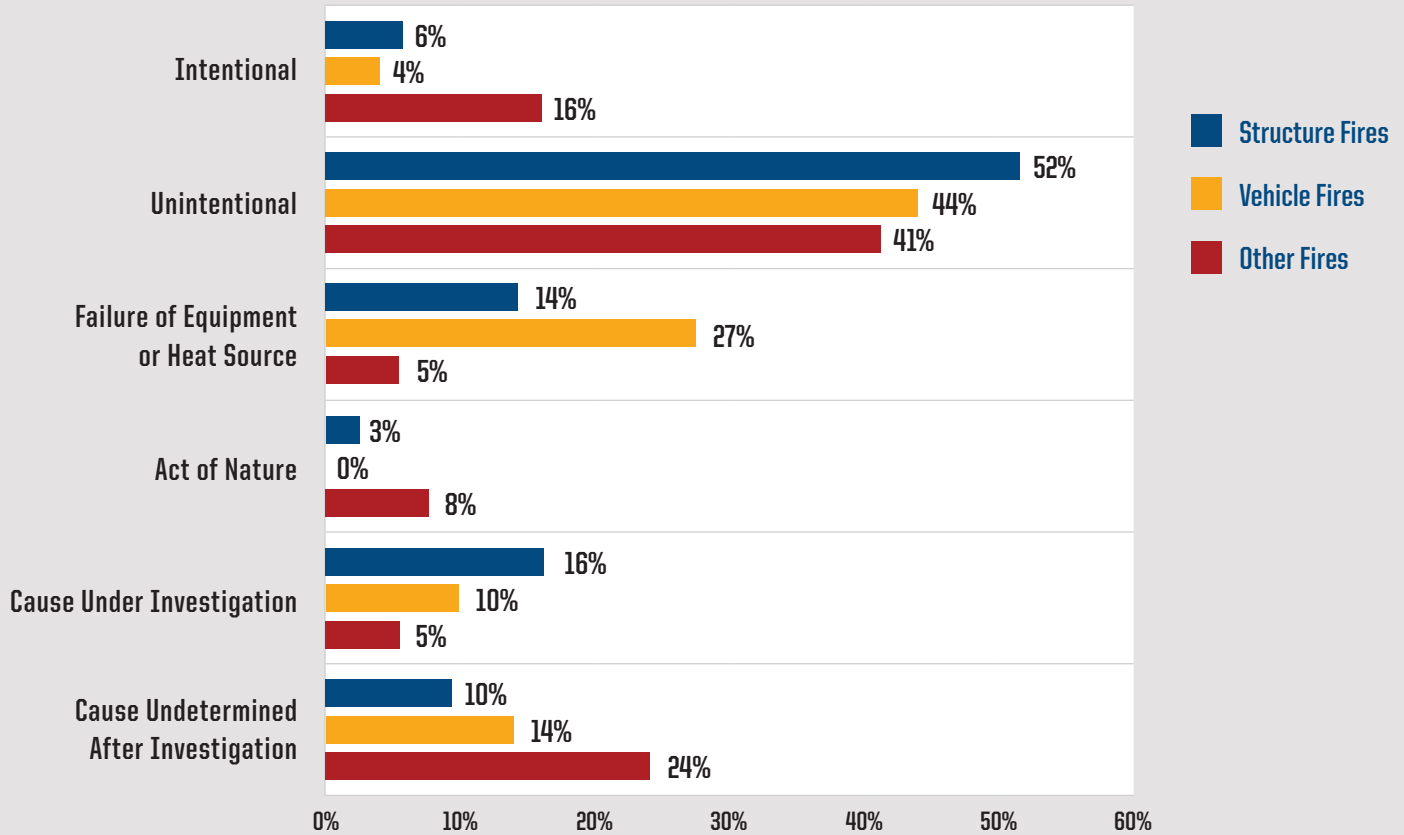


# 2017 Heat Source and Cause of Ignition Percentages

## Structure, Vehicle and Other Fires Heat Source



## Structure, Vehicle and Other Fires Cause of Ignition



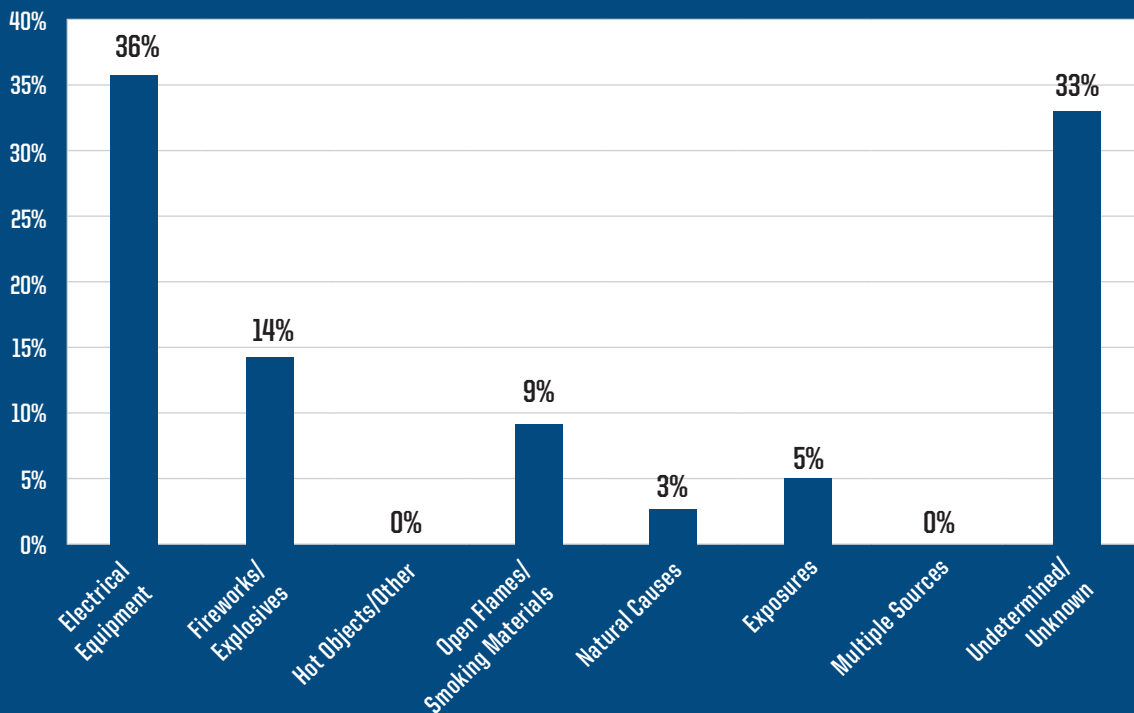
\*Other Fires include: Natural Vegetation, Trash and Rubbish, Outside Special Property, Vegetation and Crops







# Total Dollar Loss, Area of Origin and Fire Cause Percentages for Residential Structures

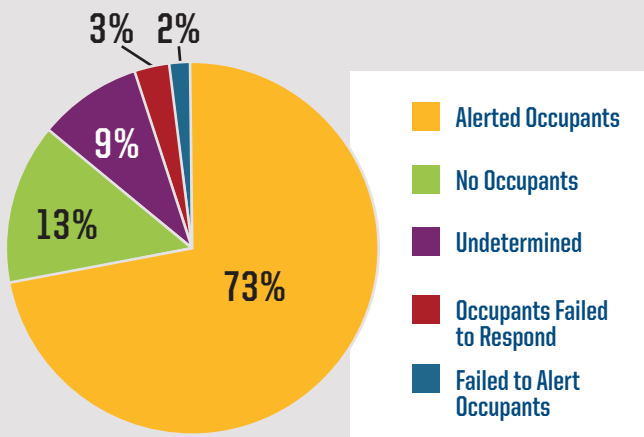




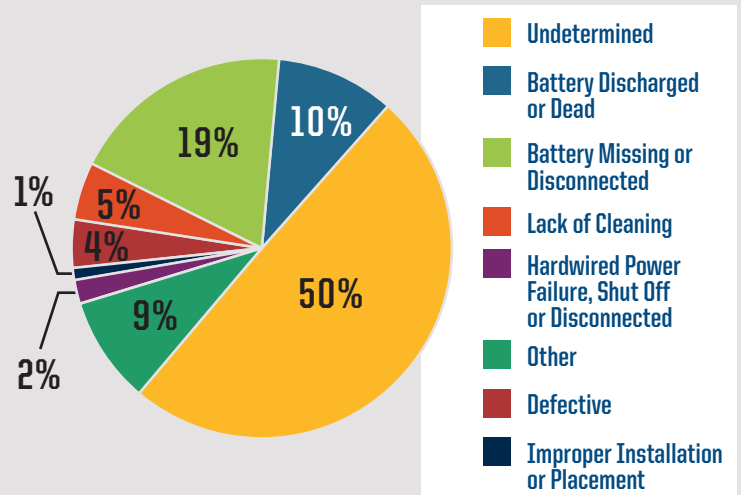
# Smoke Detector Use Data

Smoke detectors were present in **37** percent of reported structure fires, in which the presence or absence of detectors were reported, with **51** percent of those operational. **21** percent were reported as undetermined and **10** percent did not operate due to a variety of reasons such as no batteries, lack of maintenance, etc. In **15** percent, the fire was too small for the detector to operate. Unfortunately, **42** percent of the structures did not have smoke detectors and **21** percent of the structures reported as undetermined.

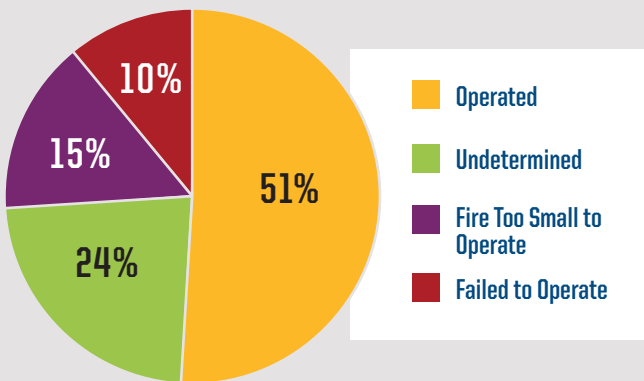
## Detector Effectiveness



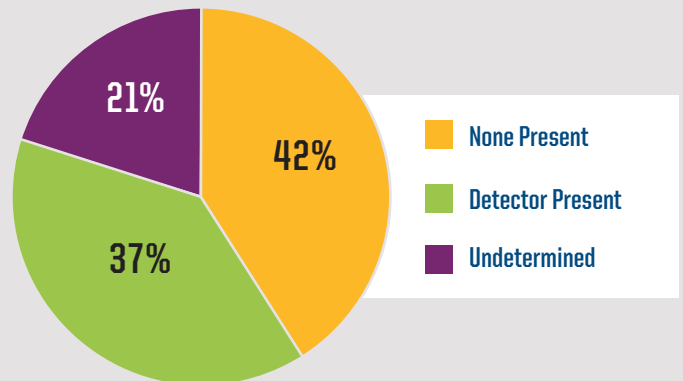
## Smoke Detector Failure



## Detector Operation



## Detector Present



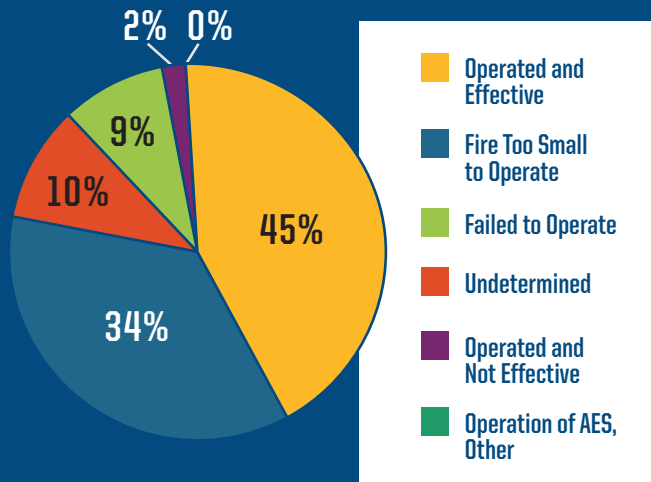




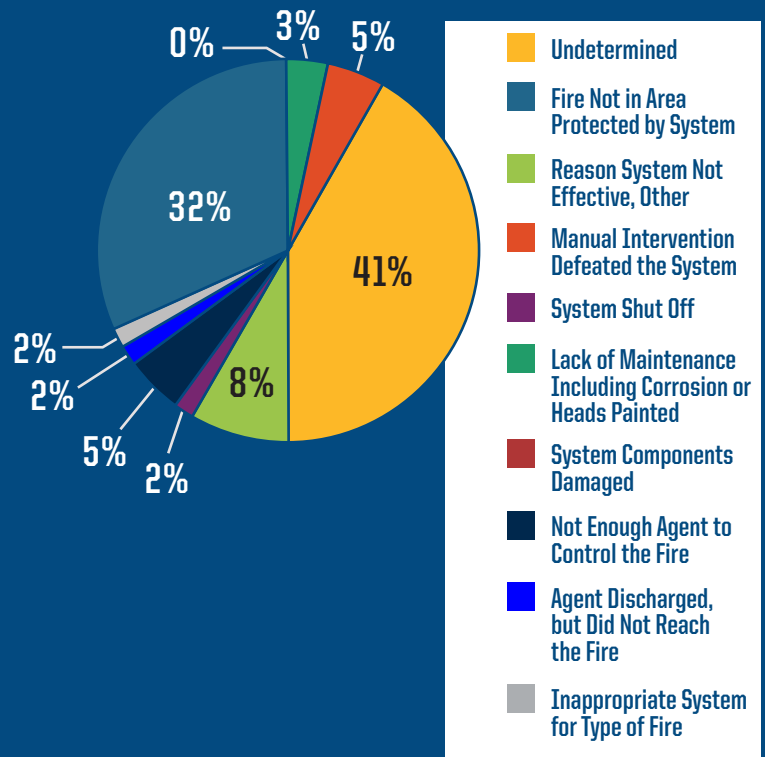
# Fire Sprinkler Use Data

Automatic Extinguishing Systems (AES) were present in **8%** of reported structure fires with **45%** of those operational. **7%** were reported as undetermined and **9%** did not operate due to a variety of reasons, such as manual intervention, agent discharged but did not reach the fire, etc. In **36%** of structure fires, the fire was not close enough to the AES for it to be effective. Unfortunately, in **85%** of the structure fires there was not an AES present and **7%** were reported as undetermined.

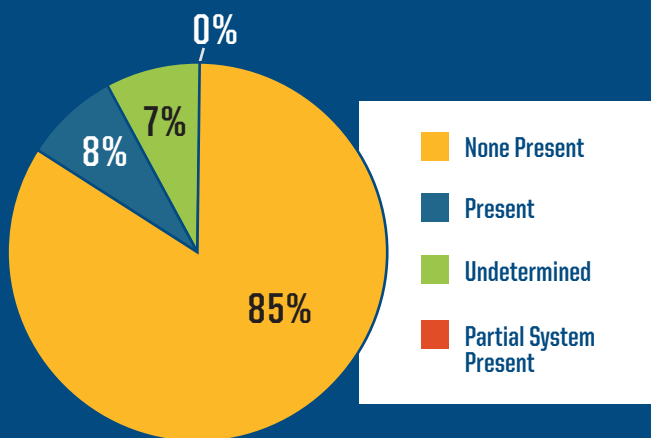
## AES Operation



## AES Failure



## AES Presence





# Average Response Frequencies

REPORTED BY FLORIDA FIRE DEPARTMENTS

\*These statistics do not include exposures or automatic / mutual aid given responses.



ONE FIRE  
DEPARTMENT  
RESPONDS  
EVERY **22**  
SECONDS

ONE ACTUAL  
FIRE OCCURS  
EVERY **8**  
MINUTES AND  
**7** SECONDS







ONE EMS /  
RESCUE CALL  
OCCURS EVERY  
**29** SECONDS

ONE VEHICLE  
FIRE OCCURS  
EVERY **52**  
MINUTES AND  
**7** SECONDS



ONE STRUCTURE  
FIRE OCCURS  
EVERY **31**  
MINUTES  
AND **5**  
SECONDS



ONE FALSE  
ALARM  
OCCURS  
EVERY 3  
MINUTES  
AND 8  
SECONDS



ONE OTHER  
FIRE OCCURS  
EVERY 15  
MINUTES  
AND 8  
SECONDS



ONE OTHER  
EMERGENCY CALL  
OCCURS EVERY 1  
MINUTES AND  
3 SECONDS





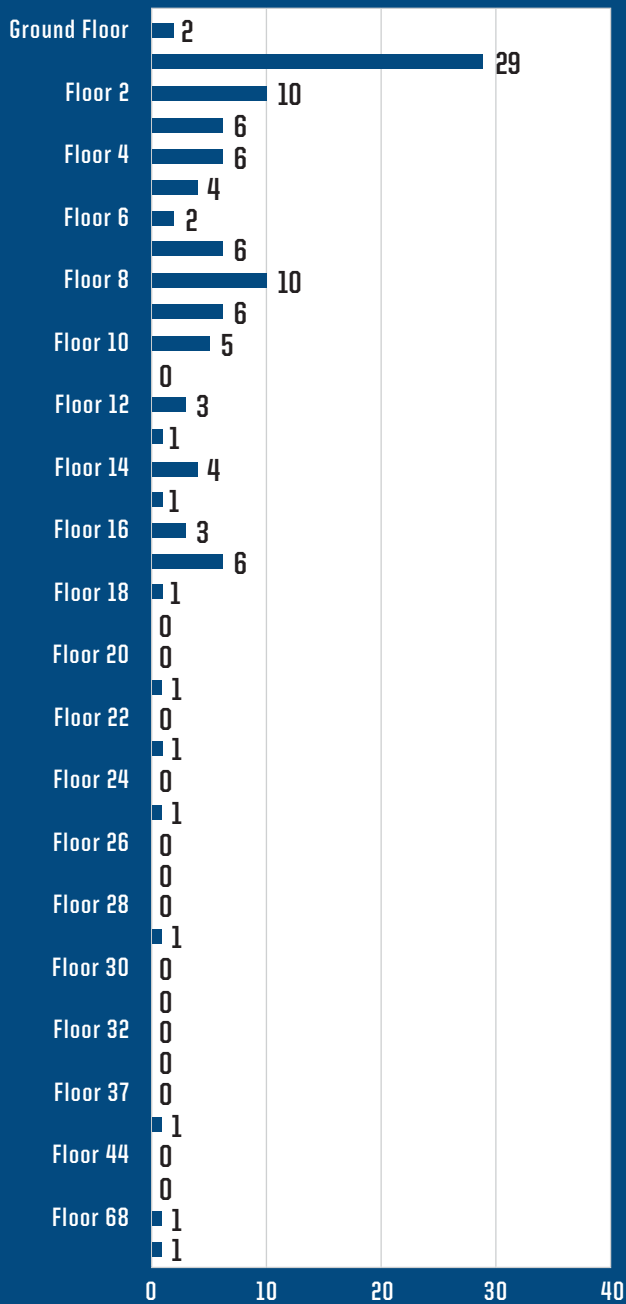


# Frequency and Number of Civilian & Fire Service Injuries in High Rise Structure Fires

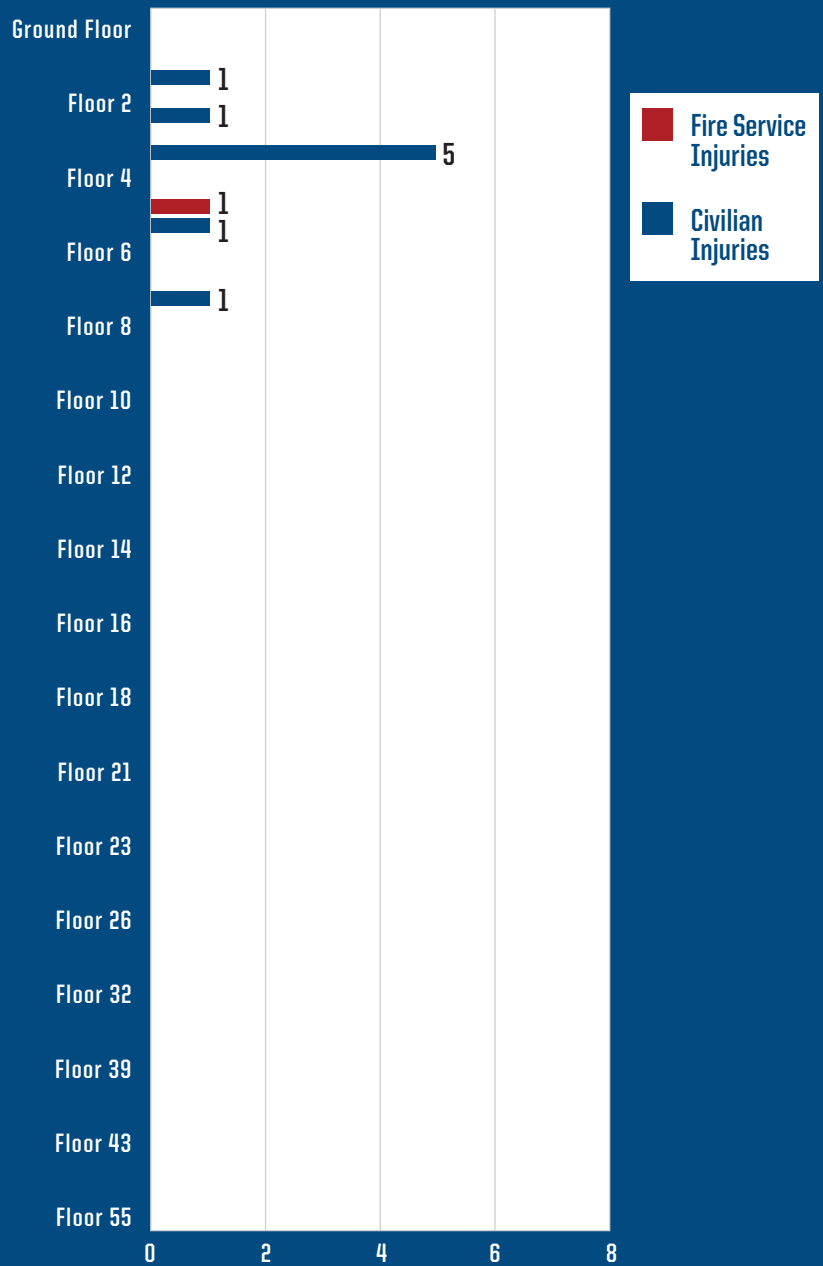
The National Fire Protection Association reports there are more than 13,000 structure fires in high rise buildings each year in the United States.

The State of Florida had a total of **112** structure fire incidents in high rise structures with **1** fire service injury and **9** civilian injuries in 2017.

### High Rise Structure Fire Incidents by Frequency



### Civilian and Fire Service Injuries in High Rise Structure Fires







TRAILERS  
CONTAINERS  
(352) 867-056  
TOLL FREE  
1-888-644-





# 2017 Fallen Firefighters


More than 6,000 people, including members of Congress, Administration Officials and other dignitaries, members of the fire service, and families and friends of fallen firefighters attend the Annual National Firefighters Memorial Service event each year in Emmitsburg, Maryland at the National Fire Academy. Families receive flags that were flown over the U. S. Capitol and the National Memorial. Members of the fire service, honor guard units and pipe and drum units from across the U.S. participate in this national tribute. Three Florida Firefighters died in the line of duty in 2017.



**Florida Fallen Firefighter Memorial in Ocala, Florida**



**Florida Wildland Firefighter Memorial in Brooksville, Florida**



**Florida Fallen Firefighter Memorial Monument at the Capitol in Tallahassee, Florida**

The Firefighter Safety and Health Program Section is charged with the implementation of the "Florida Firefighters Occupational Safety and Health Act (FFOSHA)" (Florida Statute 633.801-633.821) and "Firefighter Employment Standards" (Florida Administrative Code 69A-62).





COURAGE

FOR THE

HONOR

RESPECT

FALLEN

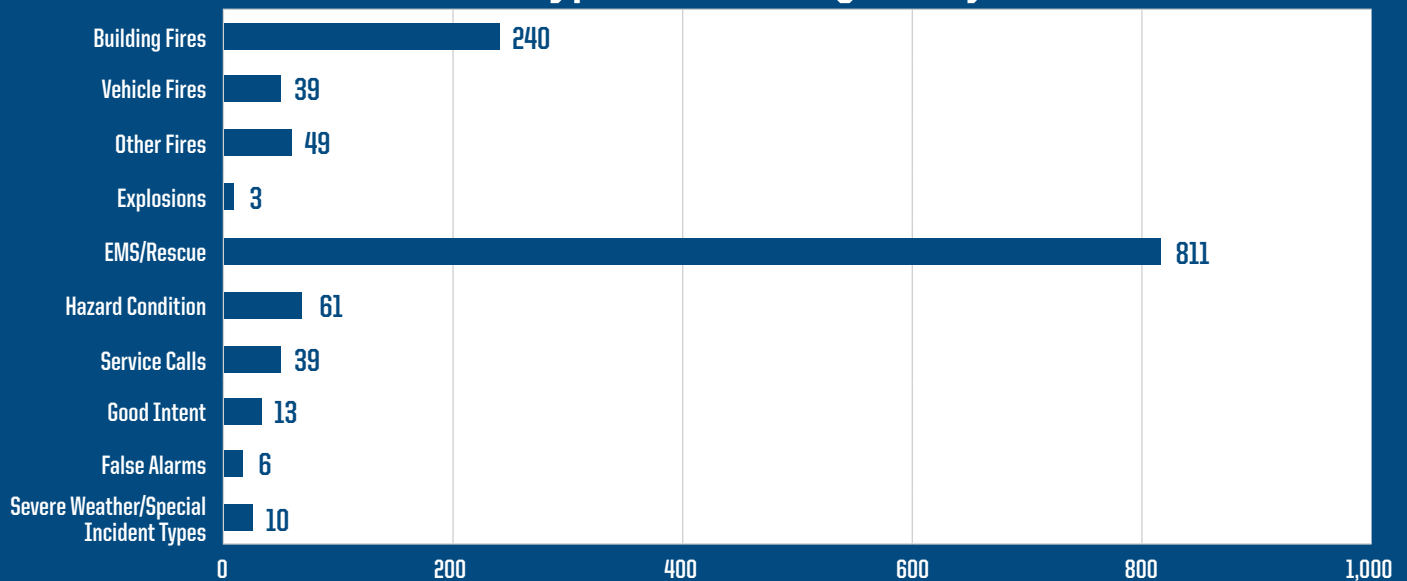
TRADITION



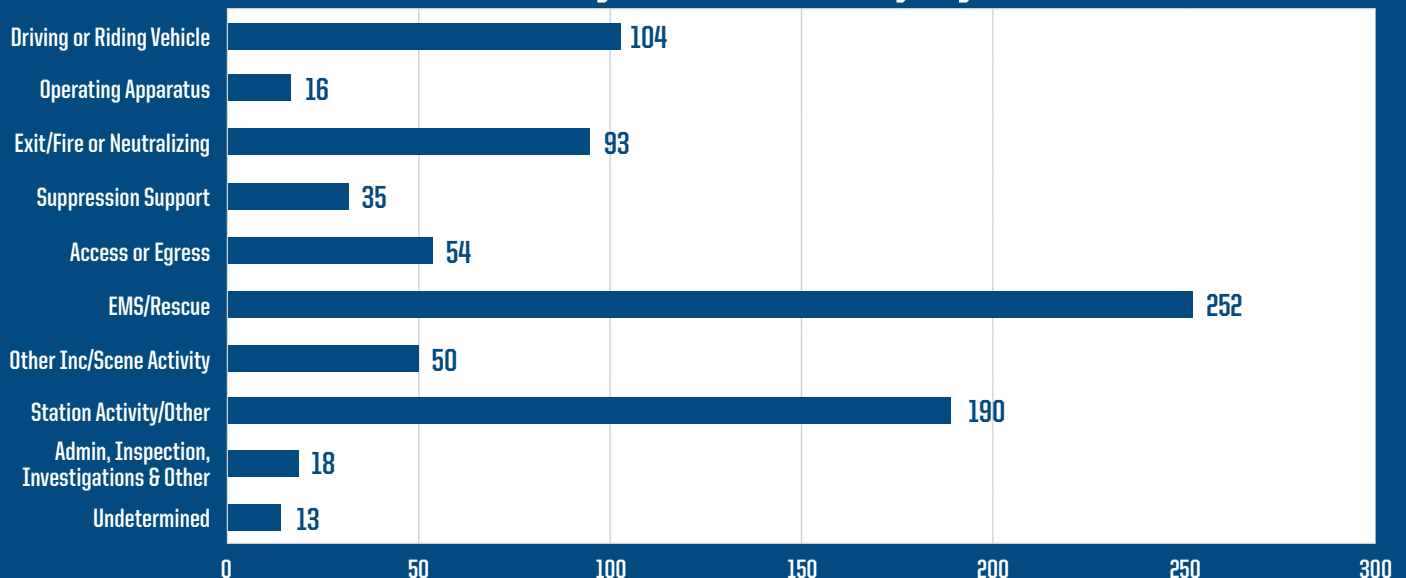
# Firefighter Injuries vs. Number of Fire Incidents

Firefighters throughout Florida deal with a variety of hazards while performing their duties. These hazards include, but are not limited to, smoke inhalation, burns, straining of body parts, exposure to chemicals and stress. In 2017, there were 328 fire related injuries to firefighters.

## Incident Types Resulting in Injuries

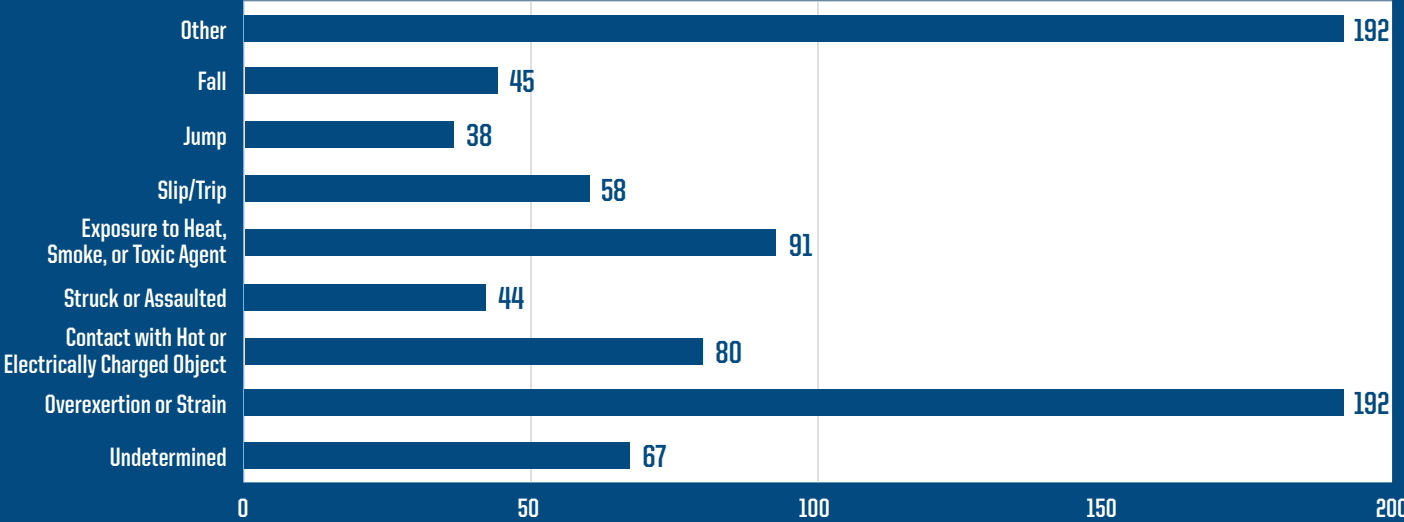


## Activity at Time of Injury





### Cause of Fire Related Injury

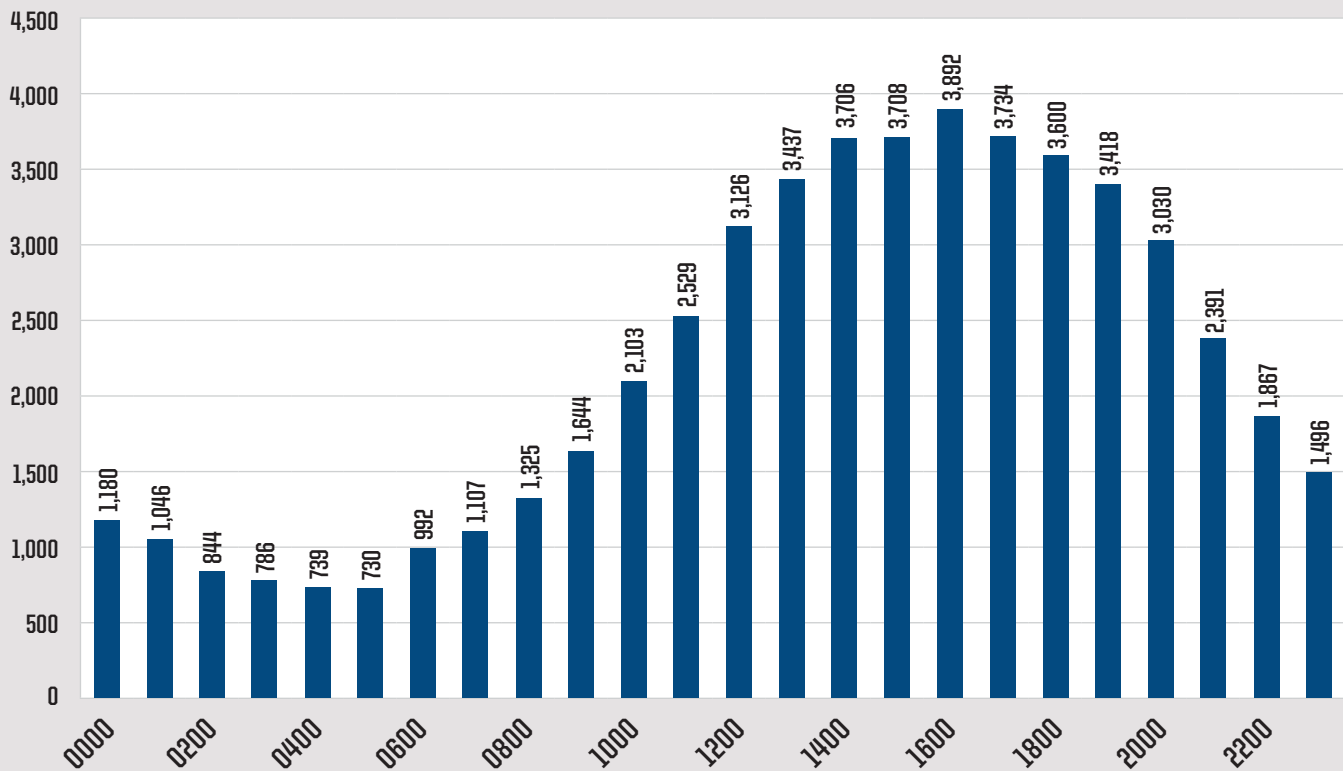




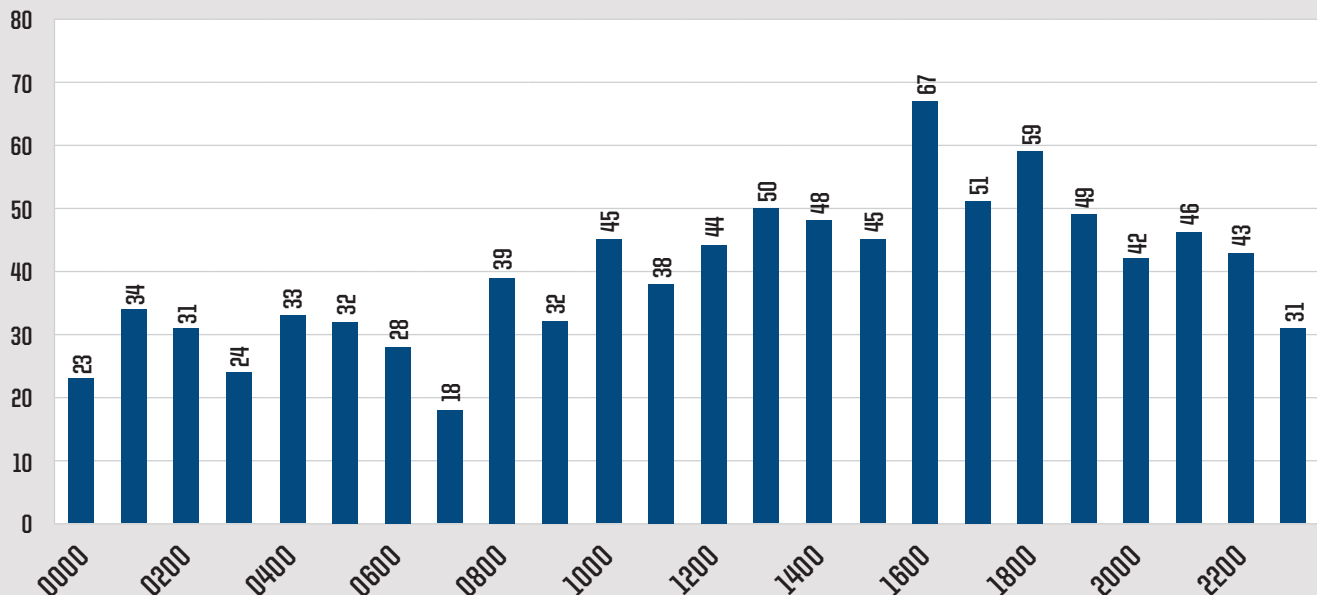


# Fire Incidents and Firefighter Fire Related Injuries by Peak Hour and Day of the Week

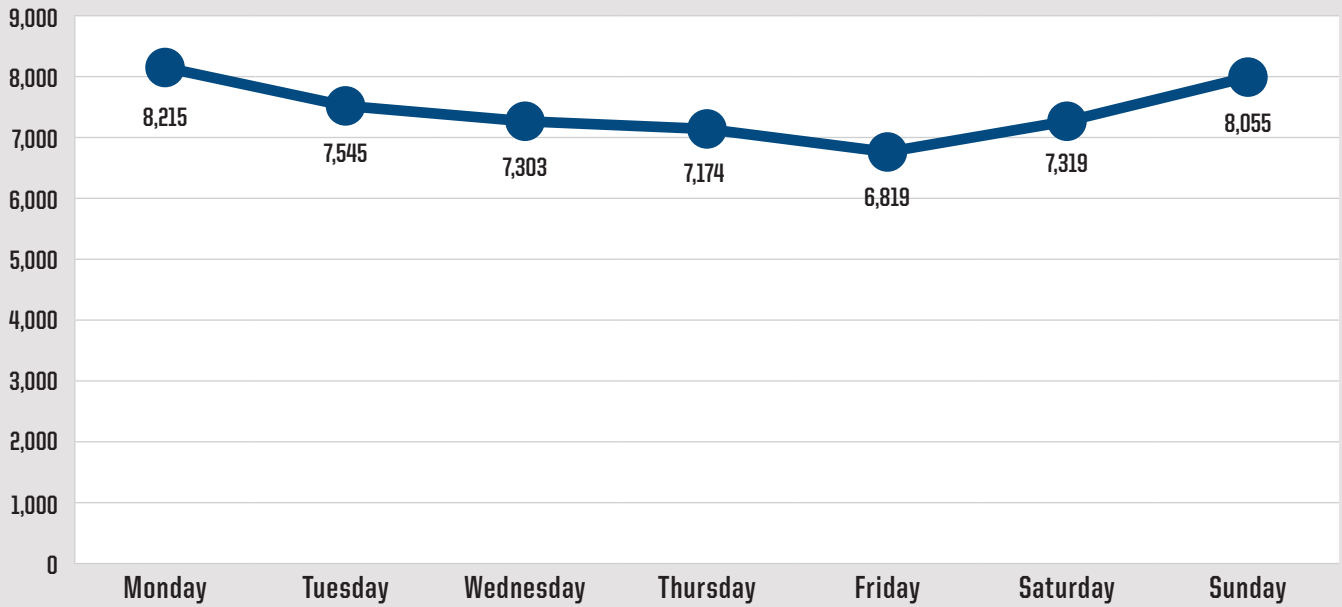
## Fire Incidents by Hour of the Day



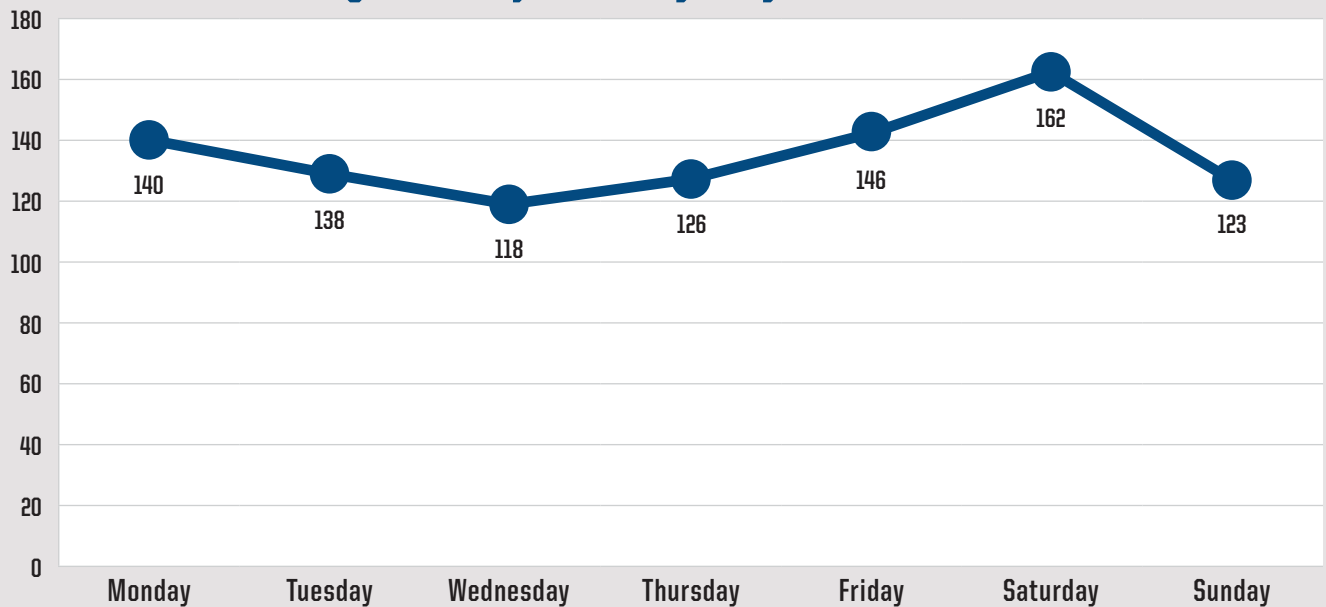
## Fire Related Injuries to Firefighters by Hour of the Day



### Fires by Day of the Week



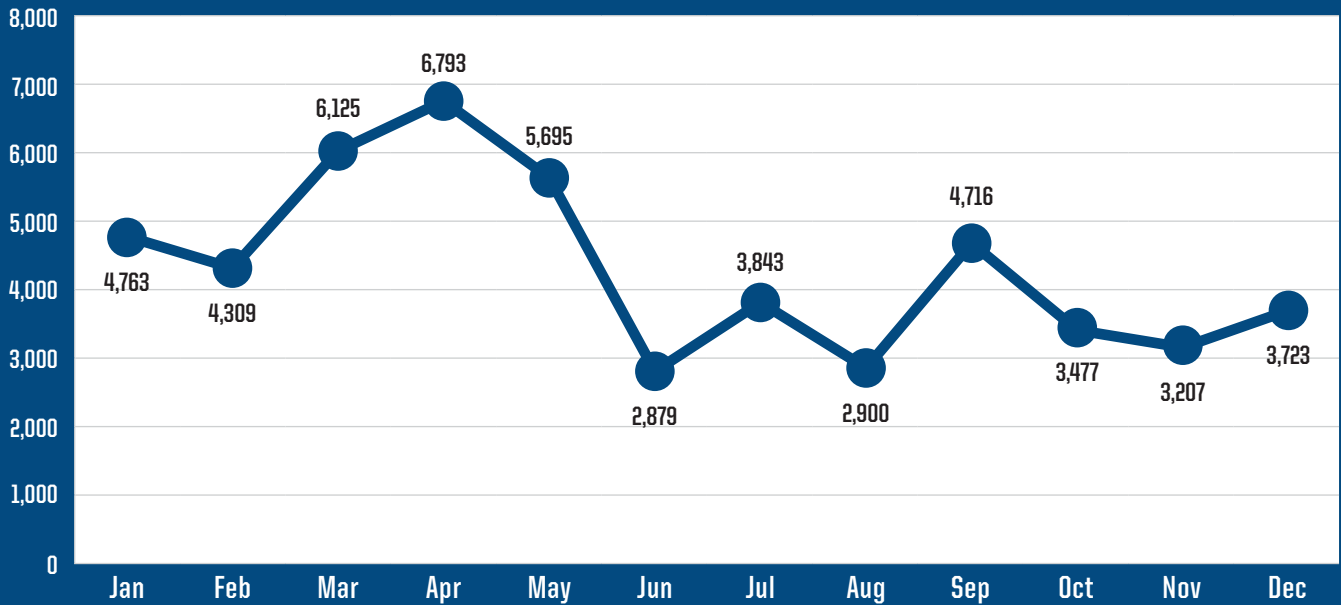
### Firefighter Injuries by Day of the Week



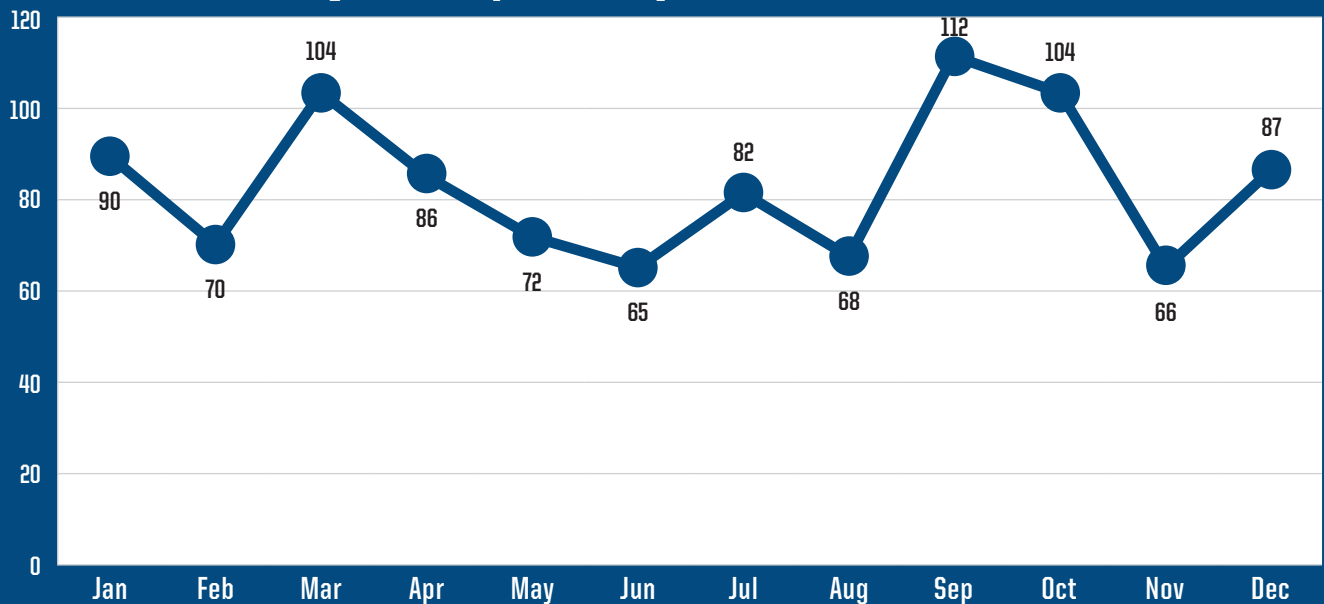


# Fire Incidents and Firefighter Fire Related Injuries by Month and Quarter of the Year

## Fires by Month of the Year

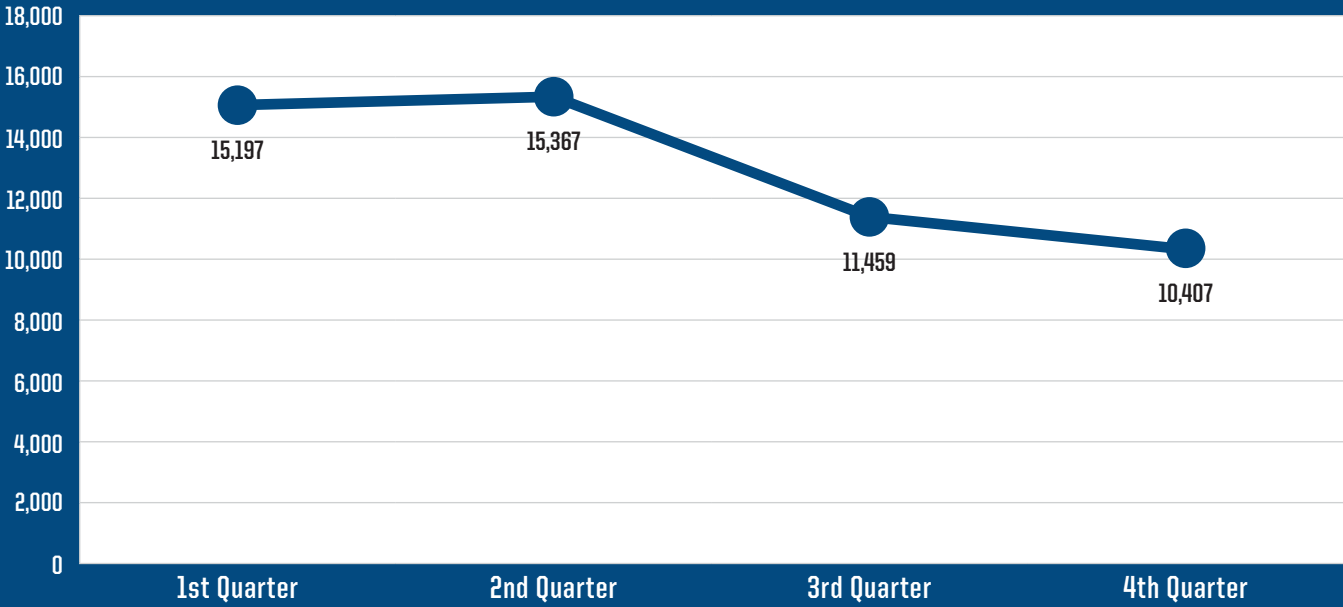


## Firefighter Injuries by Month of the Year

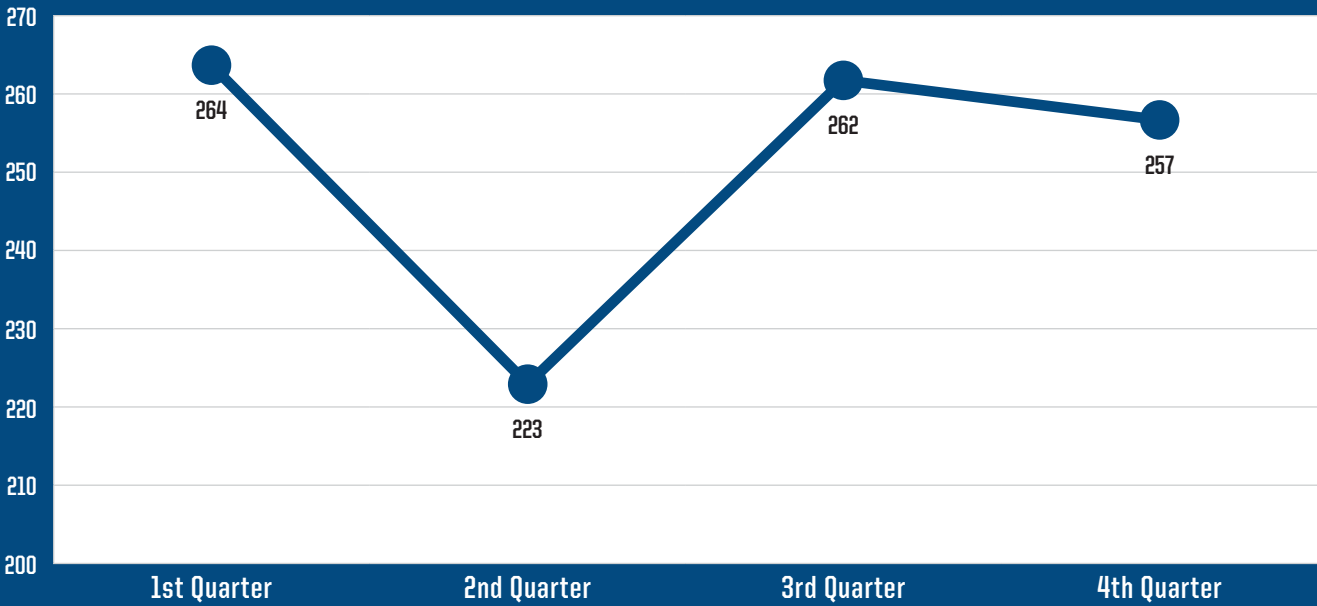




### Fires by Quarter of the Year



### Firefighter Injuries by Quarter of the Year





# 2017 Assistance to Firefighters Grant Awards

The United States Fire Administration (USFA) has reported that the following departments received Assistance to Firefighters Grant (AFG) Awards for 2017. The AFG assists firefighters and other first responders in obtaining critically needed equipment, gear, vehicles, training, and facilities that are necessary for protecting the public and first responders from fire and other hazards. One of the requirements placed upon grantees under this award is that recipients "agree to provide information, through established reporting channels, to the USFA's National Fire Incident Reporting System (NFIRS) for the period covered by the assistance if the grantee is a fire department."

The award announcement dates for the 2017 recipients may be reviewed by entering the following link into your web browser: [www.fema.gov/assistance-firefighters-grant-awards](http://www.fema.gov/assistance-firefighters-grant-awards).

Please contact the FFIRS Section at (850) 413-3698 for assistance in helping your department comply with this reporting requirement.

Date	FDID#	Organization	City	Program	Activity Level
7/13/2018	06032	Boynton Beach Fire Rescue	Boynton Beach	Operations and Safety	MF/E: \$81,931
7/13/2018	18092	City of Fort Myers Fire Department	Fort Myers	Operations and Safety	E/PPE: \$348,526
7/13/2018	10052	City of Hollywood	Hollywood	Operations and Safety	E: \$104,546
7/13/2018	01042	City of Miami Department of Fire Rescue	Miami	Operations and Safety	E: \$90,910
7/13/2018	03072	City of Tampa	Tampa	Regional Request	PPE: \$422,609
7/13/2018	04022	Clearwater Fire & Rescue	Clearwater	Operations and Safety	T: \$304,257
7/13/2018	10192	Fort Lauderdale Fire Rescue	Fort Lauderdale	Operations and Safety	E: \$639,756
7/13/2018	14162	Marion County Fire-Rescue	Ocala	Operations and Safety	MF: \$573,182
7/13/2018	20012	St Augustine Fire Department	St Augustine	Operations and Safety	E: \$20,000
7/20/2018	03072	City of Tampa	Tampa	Operations and Safety	E: \$281,611
7/20/2018	51101	Esto Fire Department	Esto	Operations and Safety	E: 42,858
7/27/2018	01032	Miami-Dade Fire Rescue	Doral	Vehicle Acquisition	VA: \$869,567
7/27/2018	11012	City of Gainesville, Gainesville Fire Rescue	Gainesville	Operations and Safety	WFP: \$66,700
7/27/2018	23042	Parker Volunteer Fire Department	Panama City	Operations and Safety	MF: \$36,994

## Activity Levels:

**T:** Training      **PPE:** Personal Protective Equipment      **MF:** Modify Facility  
**WFP:** Wellness and Fitness Programs      **VA:** Vehicle Acquisition      **E:** Equipment



A total **483** fire departments throughout the State of Florida reported incidents to FFIRS for 2017, and of those departments, **14** received grants. A few were recipients of multiple awards.





# 2017 FFIRS Reporting Fire Departments

The Following is a Listing of the Fire Departments that Reported to the Florida Fire Incidents Reporting System (FFIRS) Section During 2017

## ALACHUA COUNTY

Gainesville Fire Rescue {5.0}  
Newberry Fire Rescue {5.0}  
Melrose VFD {5.0}  
Lacrosse Fire Dept. {5.0}  
Cross Creek VFD {5.0}  
Windsor VFD {5.0}  
Alachua County Dept. of Public Safety {5.0}

- Hawthorne Fire Dept.

Micanopy Fire Rescue {5.0}

## BAKER COUNTY

City of Macclenny Fire Dept. {5.0}  
Baker County VFD {5.0}

## BAY COUNTY

Panama City Beach Fire Dept. {5.0}  
Lynn Haven Fire & EMS {5.0}  
Panama City Fire Dept. {5.0}  
Parker Fire Dept. {5.0}  
Springfield Fire Dept. {5.0} OFF  
Callaway Fire Dept. {5.0}  
Mexico Beach Dept. of Public Safety {5.0}  
Bay County Fire Rescue {5.0}

## BRADFORD COUNTY

Starke Fire Dept. {5.0}  
Brooker VFD {5.0}  
New River FD {5.0}  
Heilbron Springs VFD {5.0}  
Lawtey VFD {5.0}  
Theressa VFD {5.0}  
Sampson City Fire Dept. {5.0}

## BREVARD COUNTY

Cape Canaveral Fire Rescue {5.0}  
Indialantic Fire Rescue {5.0}  
CCAFS/KSC Fire Rescue {5.0}  
Palm Bay Fire Dept. {5.0}  
Cocoa Fire Dept. {5.0}  
Cocoa Beach Fire Dept. {5.0}  
Melbourne Fire Dept. {5.0}  
Indian Harbour Beach VFD {5.0}  
Malabar VFD {5.0}  
Melbourne Beach VFD {5.0}  
Satellite Beach Fire Dept. {5.0}  
Space Coast Regional FEMS {5.0}  
Rockledge Fire & EMS {5.0}  
Titusville Fire & EMS {5.0}

## Brevard County Fire Rescue {5.0}

- Scottsmoor VFD
- South Melbourne Beach VFD
- Bellwood VFD
- Four Communities Fire Dept.
- Mims VFD
- Merritt Island VFD
- Canaveral Port Fire Dept.
- Canova Beach/Patrick Shores Fire Dept.
- District Four VFD
- Lake Washington VFD
- Micco VFD
- Suntree/Viera VFD

## BROWARD COUNTY

Hallendale Beach Fire Rescue {5.0}  
Southwest Ranches VFR {5.0}  
Plantation Fire Dept. {5.0}  
Hollywood Fire Rescue {5.0}  
Lauderhill Fire Rescue {5.0}  
Pembroke Pines Fire Rescue {5.0}  
Margate Fire Rescue {5.0}  
Lauderdale By The Sea VFD {5.0}  
North Lauderdale Fire Rescue {5.0}  
Coral Springs Fire Dept. {5.0}

- Parkland Fire Dept.

Sunrise Fire Rescue {5.0}  
Pompano Beach Fire Rescue {5.0}  
Oakland Park Fire Rescue {5.0}  
Fort Lauderdale Fire Dept. {5.0}  
Tamarac Fire Dept. {5.0}  
Miramar Fire Rescue {5.0}  
Davie Fire Rescue {5.0}  
Lighthouse Point Fire Rescue {5.0}  
Broward Sheriff's Office Dept. of Fire Rescue & EMS {5.0}

- Dania Beach Fire Dept.
- Deerfield Beach Fire Rescue
- Carver Ranches VFD
- Southwest Broward VFD
- Port Everglades Dept. of Public Safety
- Wilton Manors Fire Dept.

## CALHOUN COUNTY

Blountstown FD {5.0}  
Magnolia VFD {5.0}  
Kinard VFD {5.0}  
Scott's Ferry VFD {5.0}  
Mossy Pond VFD {5.0}  
Nettle Ridge VFD {5.0}

## CHARLOTTE COUNTY

Punta Gorda Fire Dept. {5.0}  
Charlotte County Fire & EMS {5.0}

## CITRUS COUNTY

Citrus County Fire Services {5.0}  
Crystal River Fire Dept. {5.0}

## CLAY COUNTY

Clay County Public Safety & Fire Rescue {5.0}

## COLLIER COUNTY

Ochopee FCD {5.0} OFF  
Immokalee FCD {5.0}  
Greater Naples Fire Rescue Dist. {5.0}  
North Collier FC & Rescue Dist. {5.0}  
City of Naples Fire Rescue {5.0}  
Marco Island Fire Dept. {5.0}

## COLUMBIA COUNTY

Lake City Fire Dept. {5.0}  
Columbia County Fire Dept. {5.0}

## DESOTO COUNTY

Desoto County Fire Rescue {5.0}

## DIXIE COUNTY

Cross City Fire Dept. {5.0}  
Horseshoe Beach Fire Dept. {5.0}  
Dixie County EMS {5.0}

- Suwannee VFD
- Old Town Fire Rescue
- Jena VFD

## DUVAL COUNTY

Jacksonville Beach Fire Dept. {5.0}  
Jacksonville Fire Rescue {5.0}

- Jacksonville Intn'l Airport
- Neptune Beach Fire Dept.
- Baldwin Fire Dept.

## ESCAMBIA COUNTY

Pensacola Fire Dept. {5.0}  
Escambia County Fire Rescue {5.0}

## FLAGLER COUNTY

Flagler Beach Fire Dept. {5.0}  
Bunnell VFD {5.0} OFF  
Palm Coast Fire Dept. {5.0}  
Flagler County Fire Rescue {5.0}

- Korona Fire Dept.
- St Johns Park VFD
- Hammock Community VFD
- Rima Ridge Fire Rescue
- Espanola VFD

**FRANKLIN COUNTY**

Apalachicola Fire Dept. {5.0}  
St. George Island VFD {5.0}

**GADSDEN COUNTY**

Chattahoochee VFD {5.0}  
Florida State Hospital Fire Dept. {5.0}  
Greensboro VFD {5.0}  
Quincy Fire Dept. {5.0}  
Gretna VFD {5.0}  
Robertsville VFD {5.0} OFF  
Havana Fire Dept. {5.0}  
Mt. Pleasant VFD {5.0}  
Wetumpka Vol Fire Dept. {5.0}  
Concord VFD {5.0}  
Midway VFD {5.0}  
Sycamore VFD {5.0}

**GILCHRIST COUNTY**

Trenton Fire Rescue {5.0}  
Fanning Springs VFD {5.0}

**GLADES COUNTY**

Moore Haven VFD {5.0}  
Glades County VFD {5.0}  
Lake Port VFD {5.0}  
Buckhead Ridge VFD {5.0}  
Muse VFD {5.0}  
Ortona VFD {5.0}

**GULF COUNTY**

South Gulf County Fire Dept. {5.0}  
Wewahitchka VFD {5.0}  
Wetappo Creek VFD {5.0}  
Port St. Joe VFD {5.0}  
Gulf County Beaches VFD {5.0}  
Howards Creek VFD {5.0} OFF  
Dalkeith VFD {5.0} OFF  
Stone Mill Creek VFD {5.0}

**HAMILTON COUNTY**

Jennings VFD {5.0}  
Jasper Fire Rescue {5.0}  
Crossroads VFD {5.0}  
White Springs Fire Dept. {5.0}  
Genoa VFD {5.0}  
Bellville Fire Dept. {5.0}

**HARDEE COUNTY****HENDRY COUNTY**

Clewiston VFD {5.0}  
Labelle VFD {5.0}  
Montura Fire Dept. {5.0}  
Pioneer Plantation VFD {5.0}  
Seminole Tribe's Fire Rescue {5.0}

**HERNANDO COUNTY**

Brooksville Fire Dept. {5.0}  
Hernando County Fire Rescue {5.0}

- Springhill Fire Rescue
- Tri County VFD

Hernando Beach VFD {5.0}

**HIGHLANDS COUNTY**

Sebring Fire Dept. {5.0}  
Highland Lakes VFD {5.0}  
West Sebring VFD {5.0}  
Avon Park Fire Dept. {5.0}  
Highlands County Fire Admin. {5.0}  
Leisure Lakes VFD {5.0}  
Sun 'N Lakes of Lake Placid VFD {5.0}  
Venus VFD {5.0}

**HILLSBOROUGH COUNTY**

Plant City Fire Rescue {5.0}.  
Hillsborough County Fire Rescue {5.0}  
Tampa Fire Dept. {5.0}  
Temple Terrace Fire Dept. {5.0}

**HOLMES COUNTY**

Bonifay VFD {5.0}  
New Hope VFD {5.0}  
Ponce de Leon VFD {5.0}  
Pittman VFD {5.0}  
Esto VFD {5.0}

**INDIAN RIVER COUNTY**

Indian River Shores Public Safety {5.0}  
Indian River County Fire Rescue {5.0}

- Indian River County EMS
- Sebastian VFD

**JACKSON COUNTY**

Cottondale VFD {5.0}  
Campbellton VFD {5.0}  
Malone VFD {5.0}  
Marianna Fire Rescue {5.0}  
Grandridge Fire Dept. {5.0}  
Graceville VFD {5.0}  
Sneads VFD {5.0} OFF  
Jackson County Fire Rescue {5.0}  
Alford VFD {5.0}  
Compass Lake VFD {5.0}  
Dellwood Vol Fire Dept. {5.0}

**JEFFERSON COUNTY**

Lloyd VFD {5.0}  
Monticello VFD {5.0}  
Jefferson County Fire Rescue {5.0}

**LAFAYETTE COUNTY**

Mayo VFD {5.0} OFF  
Lafayette County Fire Dept. {5.0} OFF

**LAKE COUNTY**

Eustis Fire Dept. {5.0}  
Leesburg Fire Dept. {5.0}  
Groveland Fire Dept. {5.0}  
Tavares Fire Dept. {5.0}  
Clermont Fire Dept. {5.0}

Montverde Fire Dept. {5.0}  
Mount Dora Fire Dept. {5.0}  
Minneola Fire Rescue {5.0}  
Fruitland Park Fire Rescue {5.0}  
Mascotte Fire Rescue {5.0}  
Umatilla FD {5.0}  
Lake County Fire Rescue {5.0}

**LEE COUNTY**

San Carlos Park FCD {5.0}  
Tice Fire & Rescue District {5.0}  
Bayshore Fire Rescue {5.0}  
Cape Coral Fire Rescue {5.0}  
Alva FCD {5.0}  
Estero Fire Rescue {5.0}  
Bonita Springs Fire Rescue {5.0}  
Captiva Island FCD {5.0}  
Lehigh Acres FCD {5.0}  
Upper Captiva FRD {5.0}  
North Ft. Myers Fire District {5.0}  
Sanibel Fire Rescue {5.0} OFF  
Lee County Port Authority ARFF Dept. {5.0}  
Boca Grande FCD {5.0}  
Fort Myers Fire Dept. {5.0}  
Ft Myers Shores Fire District {5.0}  
South Trail Fire Rescue {5.0}  
Iona McGregor Fire District {5.0}  
Useppa Island VFC {5.0}

**LEON COUNTY**

Tallahassee Fire Dept. {5.0}  
Lake Jackson Fire Rescue {5.0} OFF  
Woodville VFD {5.0}  
Bradfordville Fire Rescue {5.0}

**LEVY COUNTY**

Inglis Fire Dept. {5.0}  
Bronson VFD {5.0} OFF  
Cedar Key VFR {5.0}  
Chiefland Fire Rescue {5.0}

- Yankeetown VFD
- Fowlers Bluff VFD

Williston VFD {5.0} OFF  
Levy County Fire Rescue {5.0}

**LIBERTY COUNTY**

Bristol VFD {5.0}  
Hosford FD {5.0}

**MADISON COUNTY**

Lee Fire Dept. {5.0}  
Greenville Fire Dept. {5.0}  
Madison Fire Dept. {5.0}  
Cherry Lake Vol Fire Rescue {5.0}  
New Home Community VFD {5.0}

**MANATEE COUNTY**

Longboat Key Fire Rescue {5.0}  
West Manatee Fire Rescue {5.0}  
Trailer Estates Fire Dept. {5.0}  
Southern Manatee Fire Rescue {5.0}  
Bradenton Fire Rescue {5.0}  
East Manatee Fire Rescue {5.0}

Myakka City Fire District {5.0}  
 Cedar Hammock Fire Rescue {5.0}  
 Parrish Fire District {5.0}  
 North River Fire District {5.0} OFF

#### MARION COUNTY

Dunnellon Fire Rescue {5.0}  
 Rainbow Lakes Estates VFD {5.0}  
 Ocala Fire Dept. {5.0}  
 Marion County Fire Rescue {5.0}

#### MARTIN COUNTY

Jupiter Island Dept. of Public Safety {5.0}  
 Martin County Fire Rescue {5.0}  
 Stuart Fire Dept. {5.0}

#### MIAMI-DADE COUNTY

Miami Beach Fire Dept. {5.0}  
 Hialeah FD {5.0}  
 Miami-Dade Fire Rescue {5.0}  
 City of Miami Fire Rescue {5.0}  
 Coral Gables Fire Dept. {5.0} OFF  
 Village of Key Biscayne Fire Rescue {5.0}

#### MONROE COUNTY

Monroe County Fire Rescue {5.0}

- Big Coppitt VFD
- Big Pine Key VFD
- Layton VFD
- Tavernier VFD
- Sugarloaf Key Fire Rescue
- Key West Intl Airport Fire Dept.

 Key West Fire Dept. {5.0}  
 Ocean Reef Public Safety {5.0}  
 Key Largo VFD {5.0}  
 Islamorada Fire Rescue {5.0}  
 Marathon Fire Rescue {5.0}

#### NASSAU COUNTY

Fernandina Beach Fire Dept. {5.0} OFF  
 Nassau County Fire Rescue {5.0}

- Nassau Oaks VFD
- Bryceville VFD
- Nassauville VFD

 Callahan VFD {5.0}

- Nassau Village Gray Gables Fire Dept.
- River Road Community VFD
- Ratliff VFR

 Yulee VFD {5.0}

#### OKALOOSA COUNTY

Destin FCD {5.0}  
 Crestview Fire Dept. {5.0}  
 Baker Fire Dist. {5.0}  
 Fort Walton Beach Fire Dept. {5.0}  
 Ocean City-Wright FCD {5.0}

- Sylvania Heights Fire District

 Valparaiso VFD {5.0}  
 Mary Esther VFD {5.0}  
 Niceville Fire Dept. {5.0}  
 Dorcas VFD {5.0} OFF  
 Okaloosa Island Fire District {5.0}  
 Holt VFD {5.0}  
 North Bay Fire District {5.0}  
 Almarante VFD {5.0}  
 North Okaloosa Fire Dept. {5.0}

#### OKEECHOBEE COUNTY

Okeechobee County Fire Rescue {5.0}  
 Okeechobee Fire Dept. {5.0}

#### ORANGE COUNTY

Winter Park Fire Dept. {5.0}  
 Apopka Fire Dept. {5.0}  
 Reedy Creek Improvement District {5.0}  
 Maitland Fire Dept. {5.0}  
 Ocoee Fire Dept. {5.0}  
 Orlando Fire Dept. {5.0}  
 Winter Garden Fire Dept. {5.0}  
 Greater Orlando Aviation Authority {5.0} OFF  
 Orange County Fire Rescue {5.0}

#### OSCEOLA COUNTY

Kissimmee Fire Dept. {5.0}  
 St. Cloud FR {5.0}  
 Osceola County Fire Rescue {5.0}

#### PALM BEACH COUNTY

Boynton Beach Fire Rescue {5.0}  
 Palm Beach Gardens Fire Dept. {5.0}  
 Greenacres Dept. of Public Safety {5.0}  
 North Palm Beach Public Safety {5.0}  
 Boca Raton Fire Dept. {5.0}  
 Delray Beach Fire Rescue {5.0}  
 Town of Palm Beach Fire Rescue {5.0}  
 Palm Beach Shores VFD {5.0}  
 Riviera Beach Fire Rescue {5.0}  
 West Palm Beach Fire Rescue {5.0}  
 Tequesta Fire Rescue {5.0}  
 Palm Beach County Fire Rescue {5.0}

- Pahokee Fire Rescue

#### PASCO COUNTY

New Port Richey Fire Dept. {5.0}  
 Zephyrhills Fire Dept. {5.0}  
 City of Port Richey Fire Dept. {5.0}  
 Pasco County Fire Rescue {5.0}

- Land O'Lakes VFD

#### PINELLAS COUNTY

Pinellas Suncoast Fire Rescue {5.0}  
 South Pasadena Fire Dept. {5.0}  
 Clearwater Fire Dept. {5.0}  
 Oldsmar Fire Rescue {5.0}  
 Largo Fire Rescue {5.0}  
 Lealman Fire Dept. {5.0}  
 Tarpon Springs Fire Dept. {5.0}  
 Pinellas Park Fire Dept. {5.0}  
 Gulfport Fire Dept. {5.0}  
 Dunedin Fire Dept. {5.0}  
 East Lake Tarpon Special Fire Control {5.0}  
 Madeira Beach Fire Dept. {5.0}  
 Palm Harbor Special Fire Control {5.0}  
 Safety Harbor Fire Dept. {5.0}  
 St Petersburg Fire Rescue {5.0}  
 St Petersburg Beach Fire Dept. {5.0}  
 Seminole Fire Rescue {5.0}  
 Treasure Island Fire Dept. {5.0}  
 St Pete/Clearwater Airport Fire Dept. {5.0}

#### POLK COUNTY

Auburndale Fire Dept. {5.0}  
 Davenport VFD {5.0}  
 Lakeland Fire Dept. {5.0}  
 Haines City Fire Rescue {5.0}  
 Bartow Fire Dept. {5.0}  
 Fort Meade Fire Dept. {5.0}  
 Lake Wales Fire Dept. {5.0}  
 Polk County Fire Dept. {5.0}

- Fedhaven VFD
- Jan Phyl Village Fire Dept.
- Medulla VFD
- Rifle Range Fire Dept.
- Eagle Lake City Fire Dept.
- Indian Lake Estates VFD
- Polk City Fire Dept.
- Providence Fire Dept.
- Highland City VFD
- Mulberry Fire Rescue
- Willow Oaks Fire Dept.
- Loughman VFD
- Poinciana VFD
- Golfview Park Fire Dept
- Caloosa Lake VFD
- Grape Hammock VFD

 Frostproof Fire Dept. {5.0}  
 Winter Haven Fire Dept. {5.0}  
 Dundee Fire Rescue {5.0}

#### PUTNAM COUNTY

Palatka Fire Dept. {5.0}  
 Putnam County EMS {5.0}  
 Florahome-Grandin VFD {5.0} OFF  
 Interlachen Lake Estates Fire Dept. {5.0} OFF  
 Hollister VFD {5.0} OFF

#### SANTA ROSA COUNTY

Allentown VFD {5.0}  
 Milton Fire Dept. {5.0}  
 Bagdad VFD {5.0}  
 Berrydale VFD {5.0}  
 East Milton VFD {5.0}  
 Munson Vol Fire Dept. {5.0}  
 Pace VFD {5.0}  
 Avalon Beach Fire Dept. {5.0}  
 Gulf Breeze VFD {5.0}  
 Jay VFD {5.0}  
 Midway Fire District {5.0}  
 Skyline Fire Prot & Rescue District {5.0}  
 Holley Navarre Fire Protection {5.0}  
 Harold VFD {5.0}  
 Navarre Beach Fire Dept. {5.0}

#### SARASOTA COUNTY

Nokomis VFD {5.0}  
 North Port Fire Rescue {5.0}  
 Venice Fire Dept. {5.0}  
 Sarasota County Fire Dept. {5.0}  
 Sarasota-Bradenton Int'l Airport {5.0}

#### SEMINOLE COUNTY

Lake Mary Fire Dept. {5.0}  
 Sanford Fire Dept. {5.0}  
 Oviedo Fire Dept. {5.0}  
 Seminole County Fire Dept. {5.0}  
 Longwood Fire Dept. {5.0}



**ST. JOHNS COUNTY**

St. Augustine Fire Dept. {5.0}  
 St. Johns County Fire Rescue {5.0}

**ST. LUCIE COUNTY**

St. Lucie County Fire District {5.0}

**SUMTER COUNTY**

Sumter County Fire Rescue {5.0}  
 The Villages Public Safety Dept. {5.0}

**SUWANNEE COUNTY**

Branford VFD {5.0}  
 Live Oak Fire Dept. {5.0}  
 Suwannee County Fire Rescue {5.0}

- Falmouth VFD
- Luraville VFD
- Wellborn VFD
- McAlpin VFD
- O'Brien VFD
- Ranchette VFD

**TAYLOR COUNTY**

Perry Fire Dept. {5.0}  
 Taylor County Fire Rescue {5.0}

- Steinhatchee VFD

- Taylor Beach Fire Dept.
- West District VFD
- Athena VFD
- North District VFD
- Shady Grove VFD

**UNION COUNTY**

Lake Butler VFD {5.0} OFF  
 • Worthington Springs VFD  
 Union County Dept. of Emergency Services {5.0} OFF

**VOLUSIA COUNTY**

Ormond Beach Fire Dept. {5.0}  
 Deltona Fire Rescue {5.0}  
 Daytona Beach Shores Public Safety {5.0}  
 Deland Fire Dept. {5.0}  
 Edgewater Fire Rescue {5.0}  
 New Smyrna Beach Fire Dept. {5.0}  
 Daytona Beach Fire Dept. {5.0}  
 Holly Hill Fire Rescue {5.0}  
 Orange City Fire Dept. {5.0}  
 Port Orange Fire Rescue {5.0}  
 Ponce Inlet Fire Rescue {5.0}  
 Volusia County Fire Services {5.0}

- Daytona Beach Int'l Airport Fire Dept.

**WAKULLA COUNTY**

St. Marks VFD {5.0} OFF  
 Wakulla County Fire Rescue {5.0} OFF  
 Sopchoppy VFD {5.0} OFF  
 Ochlochnee Bay VFD {5.0} OFF

- Crawfordville VFR
- Wakulla VFD

**WALTON COUNTY**

South Walton Fire Dept. {5.0}  
 Defuniak Springs Fire Dept. {5.0}  
 Liberty Fire District, Inc. {5.0}  
 Argyle VFD {5.0}  
 Walton County Fire Rescue {5.0}

- Freeport Fire Rescue

**WASHINGTON COUNTY**

Vernon VFD {5.0}  
 Chipley Fire Dept. {5.0}  
 Country Oaks VFD {5.0}  
 Greenhead VFD {5.0}  
 Hinson Crossroads VFD {5.0}  
 Orange Hill VFD {5.0}

- Wausau VFD
- Caryville VFD
- Five Points VFD
- Ebro VFD

The FFIRS Section would like to thank each of the fire departments responsible for making this report possible. In total, **483** fire departments reported incidents for 2017. This annual report is the product of the compilation of information received from those departments. We appreciate your support which is essential to the production of the annual report. It is our goal to have all fire departments utilizing the reporting system. If your department is not currently participating in FFIRS and would like to, please contact our office at (850) 413-3698 or [ffirs@myfloridacfo.com](mailto:ffirs@myfloridacfo.com)



# 2017 FLORIDA FIRE SERVICE AWARDS RECEPTION

March 6, 2018 on the 22nd Floor of the Capitol @ 5:30

And

## CABINET PRESENTATION

March 7, 2018

The Capitol – Cabinet Room

### **Frank Babinec**

Fire Chief of the Year – Coral Springs Fire  
Department

### **Jeff Lucas**

Fire Marshal of the Year – Fort Lauderdale Fire  
Rescue

### **Carlos Tavarez and Joshua Granada**

Career Firefighters of the Year – Orange County  
Fire Rescue

### **Lee Mayfield**

Chad Reed Emergency Preparedness Manager of  
the Year – Lee County Emergency management

### **Eloy Ricardo**

Professional Firefighter of the Year – North Collier  
Fire Rescue

### **Genevieve Latham**

Fire and Life Safety Public Educator of the Year –  
Orange County Fire Rescue

### **John DeWolfe**

Forestry Firefighter of the Year – Florida Forest  
Service

### **Coral Springs Regional Institute of Public Safety**

Fire Training Center of the Year

### **Heather Mazurkiewicz**

Volunteer Firefighter of the Year – North Collier  
Fire Rescue

### **Erick Thiemann**

Fire Service Instructor of the Year – Dunedin Fire  
Rescue

### **Jeff Batz**

Fire Investigator of the Year – DFS Fire and Arson  
Investigations

### **Daniel Chavez**

Fire Inspector of the Year – Coral Springs Fire  
Department











# FLORIDA FIRE INCIDENT REPORTING SYSTEM FIRE DEPARTMENT INFORMATION UPDATE



Please take a moment to complete the following survey and return it to the Florida Fire Incident Reporting System Section. We are dedicated to enhancing our training services, course information, and support to Florida fire departments.

Fire Chief: \_\_\_\_\_ Email: \_\_\_\_\_

Fire Department: \_\_\_\_\_ FDID: \_\_\_\_\_

Mailing Address: \_\_\_\_\_

Physical Address: \_\_\_\_\_

Phone Number ( ) \_\_\_\_\_ - \_\_\_\_\_ Fax Number ( ) \_\_\_\_\_ - \_\_\_\_\_

FFIRS Administrator: \_\_\_\_\_ Email: \_\_\_\_\_

Name of Reporting Software: \_\_\_\_\_

**\* Users of the USFA/National Fire Incident Reporting System Software (Data Entry Tool) Only\***

What version is your fire department using: \_\_\_\_\_

Are you reporting On-Line or Off-Line: \_\_\_\_\_

If not currently reporting, please check the reason(s) below:

- No Computer
- Limited knowledge of software and/or reporting options
- No reporting software
- Other, please explain: \_\_\_\_\_

If not currently reporting to FFIRS, is your fire department providing incident data to a local or county department?

- Yes, name of department: \_\_\_\_\_
- No

The FFIRS Section offers courses on the following:

Please check any that would be beneficial to your department.

- Guidelines to proper coding of incidents
- Data analysis
- Installation and use of the USFA/NFIRS Software

Contact Person (If different from above): \_\_\_\_\_

Phone Number: ( ) \_\_\_\_\_ - \_\_\_\_\_

Additional Comments: \_\_\_\_\_

Please return this form by using the following fax or mailing address:

Mailing Address: Division of State Fire Marshal      Fax: (850) 921-7525  
 FFIRS Section  
 200 East Gaines Street  
 Tallahassee, FL 32399-0340



















# EVERYONE GOES HOME

[WWW.EVERYONEGOESHOME.COM](http://WWW.EVERYONEGOESHOME.COM)







# “Fighting Fires with Facts”

Florida Fire Incident Reporting  
System Section