



Volunteer Health Care Provider Program Annual Report

Fiscal Year 2016-2017

January 2018

Rick Scott
Governor

Celeste Philip, MD, MPH
Surgeon General and Secretary

Table of Contents

	Page
Introduction	1
Community and Faith-Based Clinics and Organizations.....	2
Licensed Health Care Professionals and Non-Licensed Volunteers.....	3
Value of Goods and Services	4

Appendix

Table of Volunteer Health Care Provider Program Clinics and Contributions	A-1
Financial Liability Report	B-1



Volunteer Health Care Provider Program

This annual report is provided in accordance with section 766.1115(8), Florida Statutes, to summarize contributions made by the Volunteer Health Care Provider Program (VHCPP). During fiscal year (FY) 2016–2017, 232 community and faith-based clinics and organizations reported that a total of 13,538 licensed health care professionals and 12,446 non-licensed individuals volunteered in the program. These facilities provided 442,608 health care services to eligible individuals. The value of health-related goods and services provided to Florida’s citizens through the program totaled more than \$327 million. Since the VHCPP’s inception in 1992, the Department of Health (Department) has documented more than \$3.5 billion in donated goods and services. Appendix A summarizes reported volunteer and patient visit counts and the value of contributions by county and clinic.

As required by section 766.1115 (7), Florida Statutes, this report includes a list of claims filed under the VHCPP compiled by the Florida Department of Financial Services, Division of Risk Management (see Appendix B). No claims have been reported since March 2012.

Background

Created by the “Access to Health Care Act” in 1992, the VHCPP improves access to health care for uninsured and underserved low-income residents by providing sovereign immunity to licensed health care professionals in exchange for offering free medical and dental services to these underserved populations. To establish this arrangement, licensed health care professionals sign contracts with the Department of Health.¹ These professionals primarily provide volunteer services in community and faith-based medical clinics and organizations that serve uninsured and underserved individuals. The program also trains non-licensed individuals who volunteer to conduct eligibility determination and refer individuals to providers for primary or specialty care.

To be eligible for medical and dental services through the program, an individual must:

- Not have health insurance that covers the treatment being sought; and have a gross family income less than 200% of the federal poverty level; or
- Be Medicaid eligible under Florida law and meet the program’s income eligibility criteria. For Medicaid-eligible clients to receive services through a free clinic, the service must not be covered by Medicaid, or not be available because of a lack of Medicaid providers.

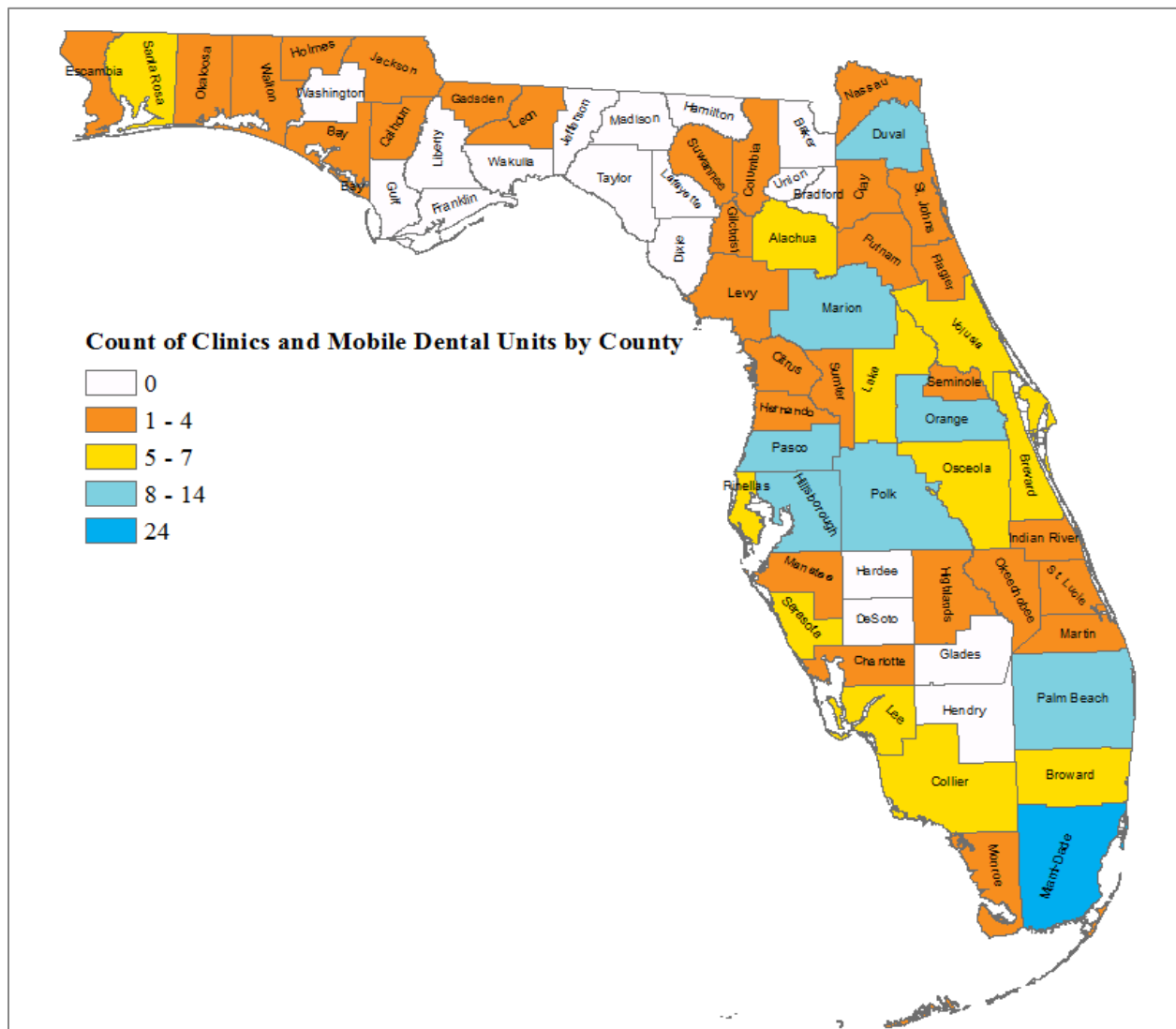
The program is administered by a supervisor at Central Office in Tallahassee and nine regional coordinators. The regional coordinators prepare and manage the contracts with health care professionals, ensure compliance with sovereign immunity requirements, conduct quality assurance at the clinics and organizations where clients receive services, and train non-licensed professionals on eligibility determination and referral procedures. County health department health officers sign the contracts with licensed health care professionals participating in the program on behalf of the Department. In FY 2016–2017, expenditures to administer the program totaled \$554,766.

¹ In addition to contracting with individuals, in limited instances the Department contracts directly with medical clinics and organization that participate in the program.

Community and Faith-Based Clinics and Organizations

Licensed health care professionals who participate in the program provide services at clinics and medical organizations that serve underinsured and underserved individuals. During FY 2016–2017, health care professionals provided services in 232 community and faith-based clinics and organizations in 49 counties. As shown in Exhibit 1, of these 49 counties, 30 counties had between one and four clinics and organizations that participated in the program, 11 had between five and seven, and nine had eight or more. Eighteen counties do not have any clinics participating in the VHCPP.² Dental care is an important service provided through this program; of the 232 clinics and organizations participating in the program, 37 were dental mobile units that provided dental services in 27 of the 49 counties.³

Exhibit 1: Community and Faith-Based Clinics and Organizations by County



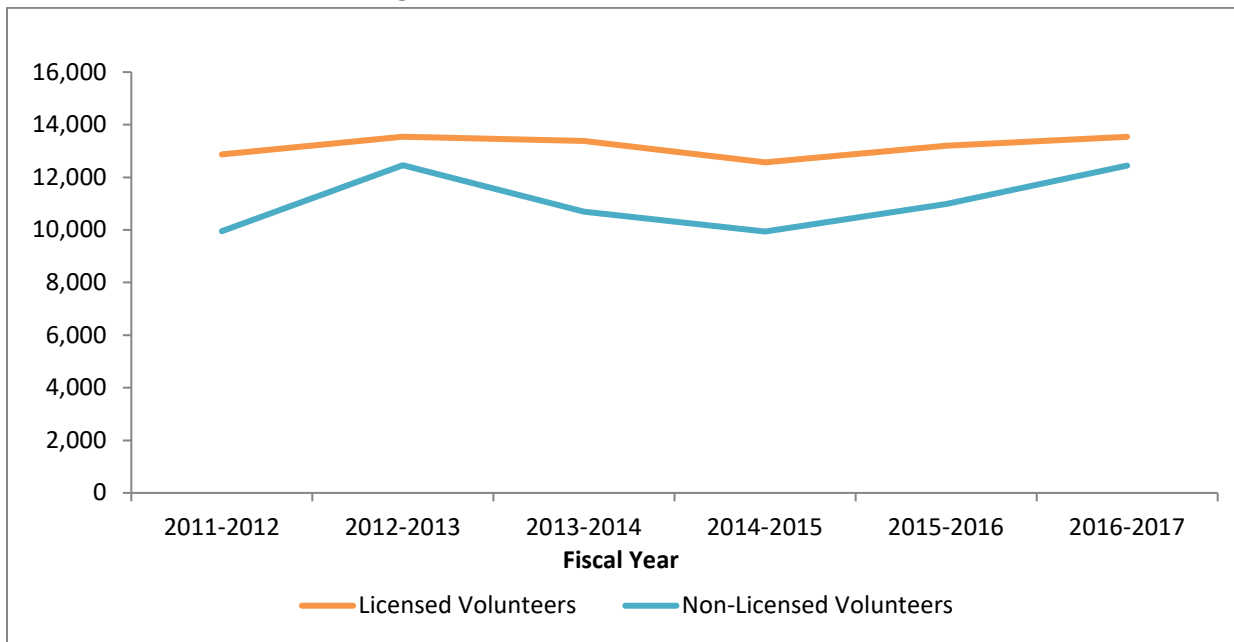
² Of the counties that have more than eight facilities participating in the program, Miami-Dade County had 24; the remaining counties in this category had between 8 and 14 facilities participating.

³ The maximum number of dental mobile units in any county was three.

Licensed Health Care Professionals and Non-Licensed Volunteers

The Department contracts with licensed health care professionals to volunteer in the VHCPP. During FY 2016–2017, there were 13,538 licensed health care professionals who provided 442,608 health care services to eligible individuals through the VHCPP. As shown in Exhibit 2, the number of licensed health care professionals providing volunteer services has increased slightly (5.2%) from 12,867 since FY 2012–2013. In addition, 12,446 non-licensed individuals volunteered to screen clients for eligibility determination and refer patients for primary and specialty care during FY 2016-2017. While the number of non-licensed volunteers has fluctuated over the past five fiscal years, it increased 25.1% (from 9,949) since FY 2012-13.

Exhibit 2: Licensed Health Care Professionals and Non-Licensed Volunteers from Fiscal Year 2012-2013 through Fiscal Year 2016–2017

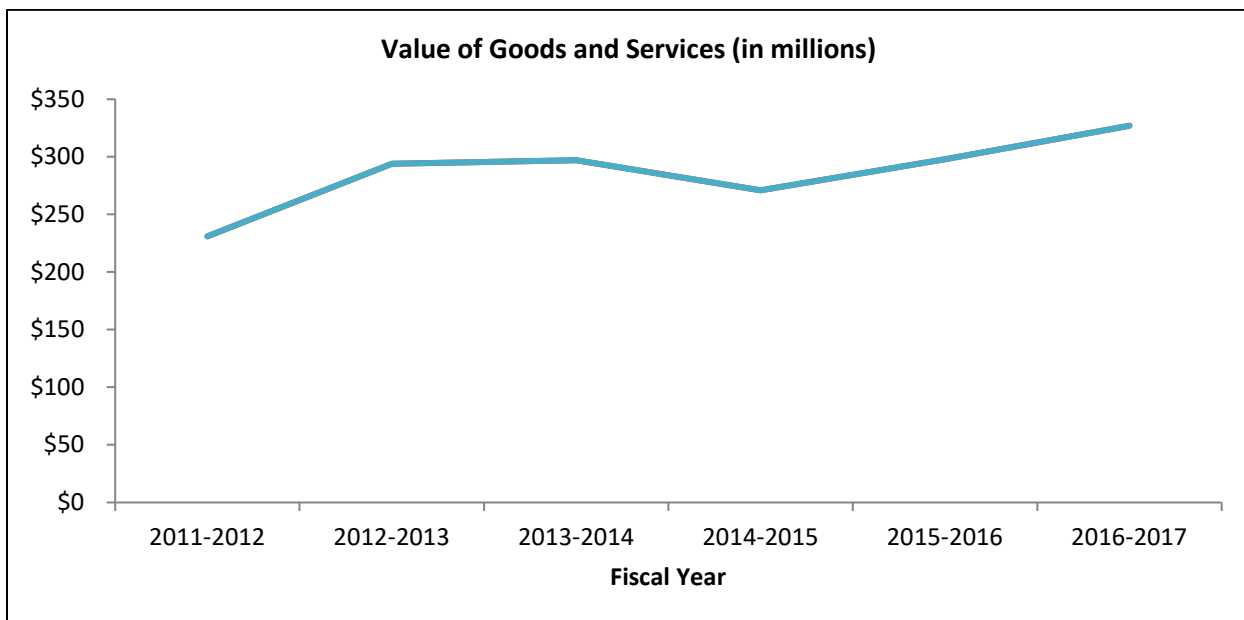


Source: Annual reporting requirements for clinics and organizations that participated in the program.

Value of Goods and Services

The value of health care services is self-reported by the clinics and organizations that participate in the VHCPP. During FY 2016–2017, all clinics and organizations that participated in the program reported fiscal information. They reported a total of 760,000 donated hours at a value of approximately \$157 million. In addition, 158 clinics and organizations reported receiving donations of money, supplies and equipment, valued at approximately \$170 million. The combined value of services and donations totaled \$327.8 million. Exhibit 3 shows an increase of 41.6% compared to FY 2012–2013, which reported \$231.5 million. Since the VHCPP’s inception in 1992, the Department has documented more than \$3.5 billion in donated goods and services.

Exhibit 3: Total Value of Goods and Services for Fiscal Year 2012–2013 through Fiscal Year 2016-2017



Source: Annual reporting requirements for clinics and organizations that participated in the program.

**Appendix A****Volunteer Health Care Provider Program Clinics and Contributions
July 1, 2016 – June 30, 2017**

The following tables summarize reported volunteer and patient visit counts and the value of contributions by county and by clinic.

Statewide

Program/Setting	Total Number of Volunteers	Patient Visits	Number of Licensed Volunteers	Value of Contributions
Total	25,984	442,608	13,538	\$327,854,515

Alachua County

Program/Setting	Total Number of Volunteers	Patient Visits	Number of Licensed Volunteers	Value of Contributions
Helping Hands Clinic	143	2,319	90	\$1,117,417
North Central Florida Baptist Association (MDU)	19	59	4	\$33,945
RAHMA Mercy Clinic	53	150	36	\$77,142
Spanish Clinic	17	53	2	\$7,866
We Care Network	1,128	2,338	1,125	\$4,052,292
Westside Samaritans Clinic	89	148	21	\$72,356
Total	1,449	5,067	1,278	\$5,361,018

Bay County

Program/Setting	Total Number of Volunteers	Patient Visits	Number of Licensed Volunteers	Value of Contributions
Avicenna Free Clinic	37	1,875	25	\$97,612
Bay Cares	137	1,090	134	\$1,737,143
Saint Andrew Community Medical Center	147	17,189	66	\$12,242,549
Total	321	20,154	225	\$14,077,304

Value of Contributions includes donations and the value of volunteers' services.

MDU = Mobile Dental Unit, Florida Baptist Convention

GKAS = Give Kids A Smile



**Volunteer Health Care Provider Program Clinics and Contributions
July 1, 2016 – June 30, 2017 (continued)**

Brevard County

Program/Setting	Total Number of Volunteers	Patient Visits	Number of Licensed Volunteers	Value of Contributions
Brevard Health Alliance	265	815	264	\$13,149,126
Delacruz Free Clinic	4	41	2	\$12,199
Mimms (MDU) – No event this year	0	0	0	\$0
Space Coast Volunteers in Medicine, Dental	20	380	10	\$188,459
Space Coast Volunteers in Medicine, Medical	104	4,635	75	\$3,014,611
Volunteer Adult Dental Clinic, BCHD	15	277	15	\$112,134
Total	408	6,148	366	\$16,476,529

Broward County

Program/Setting	Total Number of Volunteers	Patient Visits	Number of Licensed Volunteers	Value of Contributions
Broward Outreach Centers, Hollywood	2	2,401	2	\$14,000
Broward Outreach Centers, Pompano	0	0	0	\$0
Broward Partnership for the Homeless Inc.	3	1,456	3	\$0
Gulfstream Baptist Association (MDU) – (Closed)	4	0	4	\$0
Light of the World Clinic, Inc.	354	3,613	59	\$1,452,106
Light One's Path Foundation	0	0	0	\$0
Total	363	7,470	68	\$1,466,106

Value of Contributions includes donations and the value of volunteers' services.
 MDU = Mobile Dental Unit, Florida Baptist Convention
 GKAS = Give Kids A Smile



**Volunteer Health Care Provider Program Clinics and Contributions
July 1, 2016 – June 30, 2017 (continued)**

Calhoun County

Program/Setting	Total Number of Volunteers	Patient Visits	Number of Licensed Volunteers	Value of Contributions
Apalachee Baptist Association (MDU)	39	71	12	\$22,256
Total	39	71	12	\$22,256

Charlotte County

Program/Setting	Total Number of Volunteers	Patient Visits	Number of Licensed Volunteers	Value of Contributions
Englewood Community Care Clinic, Inc.	64	1,405	35	\$488,937
Saint Vincent De Paul Community Health Care, Inc. dba Virginia B. Andes Volunteer Community Clinic	215	7,188	90	\$4,080,919
Total	279	8,593	125	\$4,569,856

Citrus County

Program/Setting	Total Number of Volunteers	Patient Visits	Number of Licensed Volunteers	Value of Contributions
Citrus County Family Resource Center Connections Clinic	8	360	4	\$35,475
Nature Coast Baptist Association (MDU)	15	26	3	\$10,441
Nature Coast Ministries Dental Clinic	12	306	7	\$87,722
We Care of Citrus County	0	0	0	\$0
Total	35	692	14	\$133,638

Value of Contributions includes donations and the value of volunteers' services.

MDU = Mobile Dental Unit, Florida Baptist Convention

GKAS = Give Kids A Smile



**Volunteer Health Care Provider Program Clinics and Contributions
July 1, 2016 – June 30, 2017 (continued)**

Clay County

Program/Setting	Total Number of Volunteers	Patient Visits	Number of Licensed Volunteers	Value of Contributions
Clay County Dental Care	23	534	12	\$92,700
The Way Free Medical Clinic	80	5,117	8	\$485,318
Total	103	5,651	20	\$578,018

Collier County

Program/Setting	Total Number of Volunteers	Patient Visits	Number of Licensed Volunteers	Value of Contributions
Dental Outreach of Collier Inc.	12	86	9	\$78,443
Give Kids a Smile of Collier County	48	61	24	\$31,434
Neighborhood Health Clinic Inc.	714	10,614	312	\$15,392,673
Panira Healthcare Clinic Inc.	10	65	6	\$13,841
Physician Lead Access Network of Collier County	154	2,552	154	\$4,322,567
Total	938	13,378	505	\$19,838,958

Columbia County

Program/Setting	Total Number of Volunteers	Patient Visits	Number of Licensed Volunteers	Value of Contributions
North Florida Baptist Network (MDU)	26	63	6	\$37,456
Total	26	63	6	\$37,456

Value of Contributions includes donations and the value of volunteers' services.

MDU = Mobile Dental Unit, Florida Baptist Convention

GKAS = Give Kids A Smile



**Volunteer Health Care Provider Program Clinics and Contributions
July 1, 2016 – June 30, 2017 (continued)**

Duval County

Program/Setting	Total Number of Volunteers	Patient Visits	Number of Licensed Volunteers	Value of Contributions
Arlington Eye Clinic Inc.	17	514	5	\$130,201
City Rescue Mission Dental Clinic	7	437	5	\$48,382
City Rescue Mission Medical Clinic	11	1,278	9	\$82,519
Community Health Outreach / Healing Hands Medical & Dental Ministry	55	1,814	19	\$173,160
I.M. Sulzbacher Clinic	8	610	8	\$126,650
Lake Shore Baptist Church (MDU)	78	185	21	\$105,889
Legacy of Care Health Center Inc.	0	0	0	\$0
Mission House Clinic	77	1,654	65	\$209,368
Muslim American Social Services	124	2,836	39	\$1,329,588
Park City/Oak Hill Baptist Church (MDU)	22	425	17	\$47,692
Saint Vincent's Mobile Health Outreach Ministry (MDU)	0	0	0	\$0
Trinity Rescue Mission	5	361	4	\$35,516
Vision Is Priceless Council Inc.	60	1,184	60	\$164,964
We Care Jacksonville Inc.	439	4,368	435	\$15,714,566
Total	903	15,666	687	\$18,168,495

Escambia County

Program/Setting	Total Number of Volunteers	Patient Visits	Number of Licensed Volunteers	Value of Contributions
Escambia, We Care	83	901	83	\$2,969,035
Health and Hope Clinic	253	5,822	90	\$1,794,693
Pensacola Bay Baptist Association (MDU) – No event this year	0	0	0	\$0
Saint Joseph Medical Screening Clinic	93	5,332	84	\$1,273,201
Total	429	12,055	257	\$6,036,929

Value of Contributions includes donations and the value of volunteers' services.

MDU = Mobile Dental Unit, Florida Baptist Convention

GKAS = Give Kids A Smile



**Volunteer Health Care Provider Program Clinics and Contributions
July 1, 2016 – June 30, 2017 (continued)**

Flagler County

Program/Setting	Total Number of Volunteers	Patient Visits	Number of Licensed Volunteers	Value of Contributions
Flagler County Free Clinic, Inc.	104	2,234	68	\$1,435,780
Total	104	2,234	68	\$1,435,780

Gadsden County

Program/Setting	Total Number of Volunteers	Patient Visits	Number of Licensed Volunteers	Value of Contributions
Gadsden Baptist Association (MDU) – No event this year	0	0	0	\$0
Total	0	0	0	\$0

Gilchrist County

Program/Setting	Total Number of Volunteers	Patient Visits	Number of Licensed Volunteers	Value of Contributions
Harmony Baptist Association, Bethel Baptist Church (MDU) – No event this year	0	0	0	\$0
Total	0	0	0	\$0

Hernando County

Program/Setting	Total Number of Volunteers	Patient Visits	Number of Licensed Volunteers	Value of Contributions
Crescent Community Clinic	115	6,824	57	\$2,372,021
Project Access of Hernando County Inc.	53	117	53	\$941,885
Total	168	6,941	110	\$3,313,906

Value of Contributions includes donations and the value of volunteers' services.

MDU = Mobile Dental Unit, Florida Baptist Convention

GKAS = Give Kids A Smile



**Volunteer Health Care Provider Program Clinics and Contributions
July 1, 2016 – June 30, 2017 (continued)**

Highlands County

Program/Setting	Total Number of Volunteers	Patient Visits	Number of Licensed Volunteers	Value of Contributions
Samaritan's Touch Care Center Inc. Sebring Clinic	118	5,805	111	\$3,831,805
Total	118	5,805	111	\$3,831,805

Hillsborough County

Program/Setting	Total Number of Volunteers	Patient Visits	Number of Licensed Volunteers	Value of Contributions
Brandon Outreach Clinic	295	2,924	214	\$1,820,535
Bridge Healthcare Clinic	512	1,012	70	\$680,324
Calvary Community Clinic	24	776	17	\$167,509
Catholic Charities Free Clinics	28	2,931	26	\$103,221
Center for Family Health	13	625	8	\$108,376
Gulf Coast Dental Outreach Clinic	43	517	40	\$399,603
HCDA (GKAS) – No event this year	0	0	0	\$0
Judeo Christian Health Clinic	499	30,108	431	\$15,039,510
Mission Tampa Inc./Mission Smiles	408	644	56	\$269,783
New Beginnings of Tampa – (Closed)	0	0	0	\$0
Red Crescent Clinic	22	3,755	21	\$1,958,762
Saint Luke's Coptic Medical Center Inc., Saint George Coptic Orthodox Church, Tampa	32	890	21	\$271,194
Tampa Bay Street Medicine Clinic	26	500	26	\$93,750
Underground Free Clinic	17	104	10	\$445,069
Ybor City Youth Clinic – (Closed)	0	0	0	\$0
Total	1,919	44,786	940	\$21,357,636

Value of Contributions includes donations and the value of volunteers' services.

MDU = Mobile Dental Unit, Florida Baptist Convention

GKAS = Give Kids A Smile



**Volunteer Health Care Provider Program Clinics and Contributions
July 1, 2016 – June 30, 2017 (continued)**

Holmes County

Program/Setting	Total Number of Volunteers	Patient Visits	Number of Licensed Volunteers	Value of Contributions
Holmes County Community Health Center	17	177	12	\$65,464
Total	17	177	12	\$65,464

Indian River County

Program/Setting	Total Number of Volunteers	Patient Visits	Number of Licensed Volunteers	Value of Contributions
Cornerstone Baptist Church (MDU)	10	51	6	\$17,242
Indian River County We Care	125	818	125	\$1,013,767
Total	135	869	131	\$1,031,009

Jackson County

Program/Setting	Total Number of Volunteers	Patient Visits	Number of Licensed Volunteers	Value of Contributions
Alford Community Health Clinic	14	75	11	\$23,156
Chipola Family Ministries Dental Event/FBC – No event this year	0	0	0	\$0
Faith Health Clinic	16	714	9	\$82,739
Total	30	789	20	\$105,895

Value of Contributions includes donations and the value of volunteers' services.

MDU = Mobile Dental Unit, Florida Baptist Convention

GKAS = Give Kids A Smile



**Volunteer Health Care Provider Program Clinics and Contributions
July 1, 2016 – June 30, 2017 (continued)**

Lake County

Program/Setting	Total Number of Volunteers	Patient Visits	Number of Licensed Volunteers	Value of Contributions
Catholic Charities of Central Florida, Saint Luke's Free Medical and Dental Clinic	59	1,148	43	\$237,803
Community Medical Care Center of Leesburg Inc.	89	5,107	64	\$2,216,882
Florida Hospital Waterman Inc., Community Primary Health Clinic	16	2,108	8	\$5,487,173
Lake County Baptist Association (MDU)	109	154	51	\$113,734
South Lake Hospital Inc., South Lake Health Clinic	9	1,358	8	\$470,278
We Care of Lake County Inc.	95	372	67	\$5,681,243
Total	377	10,247	241	\$14,207,113

Lee County

Program/Setting	Total Number of Volunteers	Patient Visits	Number of Licensed Volunteers	Value of Contributions
Bonita Springs Lions Club Eye Clinic	39	1,621	19	\$451,138
Christian Medical Ministries	89	1,468	16	\$188,042
Epilepsy Services of SW Florida, Fort Myers	1	33	1	\$2,000
Fort Myers (MDU)	20	102	5	\$15,310
Project Dentists Care	57	810	55	\$453,271
Senior Friendship Center Inc.	33	416	25	\$44,515
We Care of Lee County	400	2,389	397	\$9,030,562
Total	639	6,839	518	\$10,184,838

Value of Contributions includes donations and the value of volunteers' services.

MDU = Mobile Dental Unit, Florida Baptist Convention

GKAS = Give Kids A Smile



**Volunteer Health Care Provider Program Clinics and Contributions
July 1, 2016 – June 30, 2017 (continued)**

Leon County

Program/Setting	Total Number of Volunteers	Patient Visits	Number of Licensed Volunteers	Value of Contributions
Capital Medical Society Foundation Inc., We Care Network	352	4,346	350	\$8,483,287
CESC Kearney Center at Tallahassee Leon Shelter	2	48	1	\$12,000
Neighborhood Health Service	2	117	2	\$14,875
Total	356	4,511	353	\$8,510,162

Levy County

Program/Setting	Total Number of Volunteers	Patient Visits	Number of Licensed Volunteers	Value of Contributions
Harmony Baptist Association, First Baptist Church, Cedar Key (MDU)	29	53	9	\$35,652
Harmony Baptist Association, First Baptist Church, Chiefland (MDU)	66	93	21	\$63,434
Total	95	146	30	\$99,086

Manatee County

Program/Setting	Total Number of Volunteers	Patient Visits	Number of Licensed Volunteers	Value of Contributions
Community Coalition on Homelessness Corporation	282	9,703	70	\$4,407,577
Epilepsy Services of SW, FL Inc.	3	130	3	\$4,000
We Care Manatee Inc.	93	1,222	85	\$942,046
Total	378	11,055	158	\$5,353,623

Value of Contributions includes donations and the value of volunteers' services.

MDU = Mobile Dental Unit, Florida Baptist Convention

GKAS = Give Kids A Smile



**Volunteer Health Care Provider Program Clinics and Contributions
July 1, 2016 – June 30, 2017 (continued)**

Marion County

Program/Setting	Total Number of Volunteers	Patient Visits	Number of Licensed Volunteers	Value of Contributions
Chronic Kidney Disease & Pulmonary Specialty Clinic	12	251	11	\$120,622
Deliverance Outreach Ministries Inc.	50	295	10	\$78,434
First Baptist Church of Belleview (MDU) – No event this year	0	0	0	\$0
FreeD.O.M Clinic Inc., USA	654	1,745	229	\$941,568
Hope Clinic Inc.	18	1,040	7	\$276,804
Our Lady of Guadalupe	91	287	54	\$32,565
Project Dentists Care of Marion County	8	8	2	\$9,113
Three Angels Clinic	11	360	8	\$131,732
We Care of Marion County Inc.	196	768	196	\$4,058,189
Total	1,040	4,754	517	\$5,649,027

Martin County

Program/Setting	Total Number of Volunteers	Patient Visits	Number of Licensed Volunteers	Value of Contributions
Christian Community Care Center Inc.	25	1,588	10	109,493
Light of the World Charities, Dental Clinic	5	1,032	2	697,703
Light of the World Charities, Stateside Surgery	28	16	18	136,813
Volunteers in Medicine, Martin County	132	10,921	87	9,726,046
Total	190	13,557	117	10,670,055

Value of Contributions includes donations and the value of volunteers' services.

MDU = Mobile Dental Unit, Florida Baptist Convention

GKAS = Give Kids A Smile



**Volunteer Health Care Provider Program Clinics and Contributions
July 1, 2016 – June 30, 2017 (continued)**

Miami-Dade County

Program/Setting	Total Number of Volunteers	Patient Visits	Number of Licensed Volunteers	Value of Contributions
Baptist Health So. FL	0	9,761	0	\$6,600,000
Brownsville Medical Center	43	240	16	\$548,369
Caring for Miami	625	1,731	458	\$234,193
Center for Haitian Studies GYN Clinic	36	2,424	20	\$450,130
Dade County Dental Research Clinic/Community Smiles	311	14,814	287	\$6,488,867
Doral Pro-Health	419	779	42	\$114,601
Good News Care Center	305	7,277	298	\$4,128,678
Good Samaritan Health Clinic	8	1,023	3	\$366,514
Iglesia Doral	0	0	0	\$0
League Against Cancer	1,208	2,783	144	\$8,996,458
Lotus House Wellness Center	269	198	147	\$57,432
Miami Baptist Association (MDU)	20	103	18	\$51,906
Miami Rescue Mission Clinic	185	3,438	24	\$489,568
Ministerio Evangelistico Juana Agulla	12	96	7	\$9,216
New Life Baptist Church of Carol City	0	0	0	\$0
North Miami Beach Medical Mobil Center	130	1,945	44	\$1,490,839
Open Door Health Center	455	9,273	411	\$3,012,022
Robert Morgan Dental Clinic	107	794	107	\$69,500
South Miami Children's Clinic	15	49	15	\$12,750
Saint John Bosco Clinic	204	4,653	112	\$2,698,665
Universal Heritage Institute Clinic	286	5,370	248	\$929,740
University of Miami/Saint John Bosco Tuesday Night Clinic	1,049	617	156	\$234,946
University of Miami-Physical Therapy Clinic	296	493	92	\$91,578
Urban Mercy Clinic	27	643	15	\$394,488
West Dade Community Health Center – (Closed)	0	0	0	\$0
Total	6,010	68,504	2,664	\$37,470,460

Value of Contributions includes donations and the value of volunteers' services.

MDU = Mobile Dental Unit, Florida Baptist Convention

GKAS = Give Kids A Smile



**Volunteer Health Care Provider Program Clinics and Contributions
July 1, 2016 – June 30, 2017 (continued)**

Monroe County

Program/Setting	Total Number of Volunteers	Patient Visits	Number of Licensed Volunteers	Value of Contributions
Florida Keys (MDU)	78	149	21	\$46,657
Good Health Clinic	172	2,314	160	\$11,606,290
Total	250	2,463	181	\$11,652,947

Nassau County

Program/Setting	Total Number of Volunteers	Patient Visits	Number of Licensed Volunteers	Value of Contributions
Barnabas Center Inc., Medical and Dental	44	1,007	24	\$2,963,396
Nassau Cares	0	0	0	\$0
Northeast Florida Baptist Association (MDU)	34	63	20	\$43,564
Total	78	1,070	44	\$3,006,960

Okaloosa County

Program/Setting	Total Number of Volunteers	Patient Visits	Number of Licensed Volunteers	Value of Contributions
Crossroads Center Inc.	69	1,197	35	\$1,615,750
Hope Medical Clinic	48	2,484	26	\$437,210
Okaloosa Baptist Association, Baker (MDU)	43	98	25	\$56,198
Total	160	3,779	86	\$2,109,158

Okeechobee County

Program/Setting	Total Number of Volunteers	Patient Visits	Number of Licensed Volunteers	Value of Contributions
Open Hands Clinic	18	343	8	135,497
Total	18	343	8	135,497

Value of Contributions includes donations and the value of volunteers' services.

MDU = Mobile Dental Unit, Florida Baptist Convention

GKAS = Give Kids A Smile



**Volunteer Health Care Provider Program Clinics and Contributions
July 1, 2016 – June 30, 2017 (continued)**

Orange County

Program/Setting	Total Number of Volunteers	Patient Visits	Number of Licensed Volunteers	Value of Contributions
Community Medicine Clinic at Florida Hospital	67	6,923	60	\$1,074,720
Dental Care Access Foundation	16	1,530	15	\$96,661
Epilepsy Foundation of Central Florida	0	0	0	\$0
Florida Baptist Convention (MDU)	0	0	0	\$0
Florida Hospital Apopka Community Lung Clinic	45	1,968	45	\$4,061,550
Florida Hospital Bithlo Transformation Access to Dental Care	117	261	29	\$339,712
Grace Medical Home	721	8,308	259	\$7,550,586
Islamic Society – (Closed)	0	0	0	\$0
Mt. Sinai Center for Health and Wellness – (Closed)	0	0	0	\$0
Muslim American Social Service	5	253	1	\$15,861
Shepherd's Hope Inc.	1,841	7,357	504	\$10,327,170
Special Care of Central Florida	125	1,890	125	\$2,028,170
Total	2,937	28,490	1,038	\$25,494,430

Osceola County

Program/Setting	Total Number of Volunteers	Patient Visits	Number of Licensed Volunteers	Value of Contributions
Catholic Charities Saint Thomas Aquinas	76	915	35	\$140,052
Free Clinic of Central Florida	18	126	9	\$21,876
Osceola Christian Ministry Center Dental Clinic	13	227	7	\$66,059
Osceola Christian Ministry Center Medical Clinic	6	121	3	\$24,888
Osceola Christian Ministry Center Pregnancy Center	2	14	1	\$1,032
Osceola County Council on Aging	71	2,754	59	\$708,033
Total	186	4,157	114	\$961,940

Value of Contributions includes donations and the value of volunteers' services.

MDU = Mobile Dental Unit, Florida Baptist Convention

GKAS = Give Kids A Smile



**Volunteer Health Care Provider Program Clinics and Contributions
July 1, 2016 – June 30, 2017 (continued)**

Palm Beach County

Program/Setting	Total Number of Volunteers	Patient Visits	Number of Licensed Volunteers	Value of Contributions
Caridad Health Center, Medical & Dental	449	20,174	225	\$7,440,890
Community Health Center, Medical & Vision	137	5,281	25	\$1,093,105
Jamaicans of the Palm Beaches – (Closed)	0	0	0	\$0
Mission Clinic of Palm Springs	60	566	33	\$185,388
Mission Medical Clinic, Medical & Dental	36	16,507	29	\$4,478,228
MyClinic, Jupiter	103	3,620	46	\$488,244
Palm Lakes Baptist Association (MDU)	0	0	0	\$0
Project Access	198	718	193	\$1,238,379
Save-A-Molar – Dental Program	0	0	0	\$0
Saint Mary Coptic Orthodox Clinic	9	5	6	\$1,362
Saint Mary Dental Clinic, Pahokee	3	734	2	\$98,713
T. Leroy Jefferson Medical Society – (Closed)	0	0	0	\$0
Total	995	47,605	559	\$15,024,309

Value of Contributions includes donations and the value of volunteers' services.
 MDU = Mobile Dental Unit, Florida Baptist Convention
 GKAS = Give Kids A Smile



**Volunteer Health Care Provider Program Clinics and Contributions
July 1, 2016 – June 30, 2017 (continued)**

Pasco County

Program/Setting	Total Number of Volunteers	Patient Visits	Number of Licensed Volunteers	Value of Contributions
CARES Senior Health Clinic	35	1,418	18	\$625,635
First Baptist Church of Lacochee (MDU)	13	60	4	\$12,581
Good Samaritan Health Clinic of Pasco County	111	3,725	74	\$290,791
La Casa de Esperanza y Salud at Farmworkers Self-Help – (Closed)	0	0	0	\$0
New Hope Missionary Baptist Church (MDU)	26	48	10	\$32,839
Oasis Health and Wellness Center Inc. – (Closed)	0	0	0	\$0
One Community Now Inc., Veterans Stand Down	32	105	16	\$11,739
Pasco Baptist Association, Cornerstone Baptist Church, New Port Richey (MDU)	4	15	1	\$4,973
Pioneer Medical Clinic	11	44	6	\$19,738
Saint Andre Free Clinic	10	360	6	\$39,324
Saint Luke's Coptic Medical Center Inc., Saint Verena Coptic Orthodox Church, New Port Richey	9	520	5	\$44,021
West Pasco Dental Association (GKAS)	16	16	10	\$14,379
Total	267	6,311	150	\$1,096,020

Value of Contributions includes donations and the value of volunteers' services.
 MDU = Mobile Dental Unit, Florida Baptist Convention
 GKAS = Give Kids A Smile



**Volunteer Health Care Provider Program Clinics and Contributions
July 1, 2016 – June 30, 2017 (continued)**

Pinellas County

Program/Setting	Total Number of Volunteers	Patient Visits	Number of Licensed Volunteers	Value of Contributions
Clearwater Free Clinic Inc.	202	6,720	134	\$6,044,062
Community Dental Clinic	32	1,501	30	\$172,853
Homeless Emergency Project, Free Dental Clinic	41	2,180	32	\$547,836
La Clinica Guadalupeana	35	1,617	16	\$961,150
Next STEPP Center (MDU)	10	35	4	\$13,130
Saint Luke's Coptic Medical Center Inc., Saint Mary and Saint Mina Coptic Orthodox Church, Clearwater	14	270	10	\$157,242
Willa Carson Community Health Resource Center	7	809	3	\$158,935
Total	341	13,132	229	\$8,055,208

Polk County

Program/Setting	Total Number of Volunteers	Patient Visits	Number of Licensed Volunteers	Value of Contributions
Angels Care Center of Eloise Inc.	435	690	71	\$555,783
First Baptist Church Winter Haven Florida d.b.a. The Haley Center FBC	390	2,700	196	\$1,174,710
Lake Wales Care Center Inc.	36	1,402	14	\$1,667,590
Lakeland Volunteers in Medicine Inc.	357	10,487	35	\$7,996,176
Lighthouse Ministries Inc.	2	0	1	\$24
Mid-Town Dental Clinic / Free Dental Day	30	80	10	\$17,519
Parkview Outreach Community Center Inc.	53	1,843	45	\$1,913,850
Polk Co. Health Care Dental Clinic at Traviss Center	7	485	3	\$269,031
Project Dentists Care (GKAS)	41	65	12	\$38,486
Project Dentists Care Polk County Dental Clinics	0	0	0	\$0
Talbot House Ministries of Lakeland Inc. a.k.a. Good Samaritan Clinic	125	5,211	74	\$1,626,410
We Care of Central Florida Inc.	113	1,653	113	\$1,836,454
Total	1,589	24,616	574	\$17,096,033

Value of Contributions includes donations and the value of volunteers' services.

MDU = Mobile Dental Unit, Florida Baptist Convention

GKAS = Give Kids A Smile



**Volunteer Health Care Provider Program Clinics and Contributions
July 1, 2016 – June 30, 2017 (continued)**

Putnam County

Program/Setting	Total Number of Volunteers	Patient Visits	Number of Licensed Volunteers	Value of Contributions
FreeD.O.M. Clinic USA	63	243	27	\$112,083
Putnam County Medical Mission	26	737	12	\$151,840
Saint Johns River Baptist Association (MDU)	41	82	16	\$35,719
Total	130	1,062	55	\$299,642

Saint Johns County

Program/Setting	Total Number of Volunteers	Patient Visits	Number of Licensed Volunteers	Value of Contributions
Good Samaritan Health Centers Inc./ Wildflower Medical and Dental Clinic	184	4,912	92	\$2,141,780
Saint Francis House Clinic	7	41	1	\$13,547
Total	191	4,953	93	\$2,155,327

Saint Lucie County

Program/Setting	Total Number of Volunteers	Patient Visits	Number of Licensed Volunteers	Value of Contributions
Saint Lucie County Health Access Network Inc. (HANDS)	231	8,110	136	\$14,138,567
The Good Samaritan Free Health Clinic	15	336	11	\$49,002
Total	246	8,446	147	\$14,187,569

Value of Contributions includes donations and the value of volunteers' services.

MDU = Mobile Dental Unit, Florida Baptist Convention

GKAS = Give Kids A Smile



**Volunteer Health Care Provider Program Clinics and Contributions
July 1, 2016 – June 30, 2017 (continued)**

Santa Rosa County

Program/Setting	Total Number of Volunteers	Patient Visits	Number of Licensed Volunteers	Value of Contributions
Good Samaritan Clinic	90	3,233	50	\$3,011,726
Jay First Baptist Church (MDU)	24	64	16	\$23,496
Navarre First Baptist (MDU)	0	0	0	\$0
Olivet Baptist Church (MDU)	19	60	4	\$26,478
Santa Rosa, We Care	75	2,578	60	\$4,256,146
Total	208	5,935	130	\$7,317,846

Sarasota County

Program/Setting	Total Number of Volunteers	Patient Visits	Number of Licensed Volunteers	Value of Contributions
Epilepsy Foundation of SW FL	3	175	3	\$18,750
Genesis Health Services Inc.	9	1,248	4	\$136,104
Good Samaritan Pharmacy & Health Services Inc.	54	1,432	22	\$280,814
Sarasota County Health Department Dental Project	2	0	2	\$0
Universal Crescent Clinic Inc.	23	458	15	\$46,173
Total	91	3,313	46	\$481,841

Seminole County

Program/Setting	Total Number of Volunteers	Patient Visits	Number of Licensed Volunteers	Value of Contributions
American Muslim Social Services Inc.	18	205	8	\$70,585
Shepard's Hope Inc. (Longwood)	782	4,308	218	\$6,113,542
Saint Luke's Coptic Medical Center at Archangel Michael Coptic Orthodox Church – (Closed)	0	0	0	\$0
Total	800	4,513	226	\$6,184,127

Value of Contributions includes donations and the value of volunteers' services.

MDU = Mobile Dental Unit, Florida Baptist Convention

GKAS = Give Kids A Smile



**Volunteer Health Care Provider Program Clinics and Contributions
July 1, 2016 – June 30, 2017 (continued)**

Sumter County

Program/Setting	Total Number of Volunteers	Patient Visits	Number of Licensed Volunteers	Value of Contributions
Bushnell Family and Cosmetic Dentistry (GKAS) - No event this year	0	0	0	\$0
Catholic Charities of Central Florida, Lazarus Free Medical Clinic	45	1,325	39	\$236,798
Total	45	1,325	39	\$236,798

Suwannee County

Program/Setting	Total Number of Volunteers	Patient Visits	Number of Licensed Volunteers	Value of Contributions
First Baptist Church of Branford (MDU)	38	31	7	\$13,504
First Baptist Church of Live Oak (MDU)	148	336	51	\$109,844
Shepherd's Hands of the Suwannee Valley Inc.	81	106	18	\$55,251
Total	267	473	76	\$178,599

Volusia County

Program/Setting	Total Number of Volunteers	Patient Visits	Number of Licensed Volunteers	Value of Contributions
Bella Vista Baptist Church (MDU)	47	82	20	\$51,730
First Baptist Church of New Smyrna Beach (MDU) – No event this year	0	0	0	\$0
Good Samaritan Clinic of West Volusia, Medical & Dental	76	1,152	51	\$365,750
Halifax Urban Ministries, Star Center	4	5	2	\$3,928
Islamic Center of Deltona Shifa Clinic	0	0	0	\$0
Jesus Clinic	119	2,428	70	\$762,086
Saint Luke's Coptic Medical Center Inc. (Closed)	0	0	0	\$0
Volusia Volunteers in Medicine Clinic	50	699	27	\$339,100
Total	296	4,366	170	\$1,522,594

Value of Contributions includes donations and the value of volunteers' services.

MDU = Mobile Dental Unit, Florida Baptist Convention

GKAS = Give Kids A Smile



Volunteer Health Care Provider Program Clinics and Contributions
July 1, 2016 – June 30, 2017 (continued)

Walton County

Program/Setting	Total Number of Volunteers	Patient Visits	Number of Licensed Volunteers	Value of Contributions
First Baptist Church Mossy Head (MDU)	0	0	0	\$0
Walton County We Care	20	34	20	\$605,248
Total	20	34	20	\$605,248

Value of Contributions includes donations and the value of volunteers' services.

MDU = Mobile Dental Unit, Florida Baptist Convention

GKAS = Give Kids A Smile

Appendix B

Financial Liability Report



CHIEF FINANCIAL OFFICER
JEFF ATWATER
STATE OF FLORIDA

May 17, 2017

Chris Gainous
Supervisor of Volunteer Health Services
Department of Health
4052 Bald Cypress Way, BIN #BC15
Tallahassee, Florida 32399-1706

Re: Volunteer Healthcare Provider Program

Dear Mr. Gainous:

Pursuant to s.766.1115(7), F.S., this is to report that 10 claims have been filed against the Volunteer Healthcare Provider Program with the Division of Risk Management. Information on these claims is shown below:

1. George Leonard, our file G12-01-521, reported 12/11/01, current status "Closed", \$100,000 paid for settlement, \$53,657.75 paid for defense costs, Hernando County Health Department.
2. Shari Ann Mills, our file G02-00-060, reported 02/15/00, current status "Closed", \$25,000 paid for settlement, \$83,416.40 paid for defense costs, Martin County Health Department.
3. Ana Maria Pinto, our file G08-01-048, reported 08/17/01, current status "Closed", \$75,000 paid for settlement, \$164,792.58 paid for defense costs, Dade County Health Department.
4. Rosa Mercado, our file G07-03-001, reported 06/23/03, current status "Closed", \$43,000 paid for settlement, \$82,283.32 paid for defense costs, Dade County Health Department.
5. Cleveland Payne, our file G04-05-046, reported 03/16/05, current status "Closed", \$7,500 paid for settlement, \$68,469.23 paid for defense costs, Orange County Health Department.
6. The following three claim files involve the same claimant/plaintiff.

FLORIDA DEPARTMENT OF FINANCIAL SERVICES
MARC L. STEMLE, BUREAU CHIEF
DIVISION OF RISK MANAGEMENT • OFFICE OF THE DIRECTOR
200 EAST GAINES STREET • TALLAHASSEE, FLORIDA 32399-0336 • TEL. 850-413-4700 • FAX 850-413-2732
EMAIL • MOLLY.MERRY@MYFLORIDACFO.COM
AFFIRMATIVE ACTION • EQUAL OPPORTUNITY EMPLOYER



Page 2
Chris Gainous
May 17, 2017

Karl Wester, our file G02-04-065, reported 08/12/03, current status "Closed", paid \$123,472.52 in defense costs (no money paid to settle the bodily injury claim) for Dr. Janet M. Miles and Dr. Philip Lopez, Indian River County Health Department.

Karl Wester, our file G08-03-066, reported 08/12/03, current status "Closed", \$75,000 paid for settlement for DOH, Indian River County Health Department, and Doctors Richard J. Morgan and Fred Ackroyd, and \$104,057.14 paid in defense costs, Indian River County Health Department.

Karl Wester, our file G11-03-047, reported 11/5/03, current status "Closed", paid \$3,791.94 in defense costs, Indian River Health Department. This file is a duplicate to the file listed above.

7. William Marshall, our file G12-06-510, reported 12/05/06, current status "Closed", paid \$2,619.40 in defense costs, Santa Rosa County Health Department.
8. Rebecca Gray, our file G04-07-045, reported 4/23/07, current status "Closed", paid \$1,983.40 in defense costs, CMS-18, Miami South.
9. Audwan Gonzalez, our file G02-10-051, reported 2/22/10, current status "Closed", paid \$9,562.62 in defense costs, Brevard County Health Department.
10. Flor Leidens, our file G03-12-018, reported 3/6/12, current status "Closed", \$190,000 paid for settlement, \$15,240.28 paid for defense costs, Palm Beach County Health Department.

Please call me if you need additional information.

Sincerely,

Marc L. Stemle
Bureau Chief, State Liability and Property Claims

cc: Kelly Hagenbeck, Division of Risk Management
Chris Taul, Division of Risk Management
Jimmy Glisson, Division of Risk Management