



# FLORIDA FIRES

2015 ANNUAL REPORT



JEFF ATWATER CHIEF FINANCIAL OFFICER  
**STATE FIRE MARSHAL**

# TABLE OF CONTENTS

## 2015 ANNUAL REPORT

State Fire Marshal Jeff Atwater	2
Division Director Julius Halas	4
Office of the Director	6
Bureau of Fire Standards & Training	9
Bureau of Fire Prevention	17
Bureau of Forensic Fire & Explosives Analysis	24
Bureau of Fire & Arson Investigations	30

## 2015 FLORIDA FIRES APPENDIX

Bureau of Fire & Arson Investigations Field Operations	45
Florida Fire Incident Reporting System	48
Civilian Deaths from Fires/Civilian Deaths from Fires by Property Use	49
Civilian Deaths from Fires by County	50
Civilian Fire Deaths by Age & Gender/Civilian Injuries from Fires by Property Use	51
Florida Counties Fire & Non-Fire Totals	52
2015 Florida Wildfires by County & Acres Burned	56
2015 Summary Statistics	60
Total Breakdown of Fires by Property Use/Total State Dollar Loss	61
Percentage of Fires & Dollar Loss Compared to Five Year Average by Property Use	62
2015 Heat Source & Cause of Ignition Percentages	64
Total Dollar Loss, Area of Origin & Fire Cause Percentages for Residential Structures	66
Smoke Detector Use Data/Fire Sprinkler Use Data	67
Average Response Frequencies	69
Frequency & Number of Civilian & Fire Service Injuries in High Rise Structure Fires	72
2015 Fallen Firefighters	74
Firefighter Injuries vs Number of Fire Incidents	76
Fire Incidents & Firefighter Fire Related Injuries by Peak Hour & Day of the Week	78
Fire Incidents & Firefighter Fire Related Injuries by Month & Quarter of the Year	80
2015 Assistance to Firefighters Grant Awards	82
2015 FFIRS Reporting Fire Departments	84
Outstanding Fire & Rescue Service Personnel Honored	88
Florida Fire Incident Reporting System Survey	89

# FLORIDA FIRES



**DIVISION OF STATE FIRE MARSHAL  
FLORIDA DEPARTMENT OF FINANCIAL SERVICES**

[www.MyFloridaCFO.com/SFM](http://www.MyFloridaCFO.com/SFM)

---

# CHIEF FINANCIAL OFFICER & STATE FIRE MARSHAL JEFF ATWATER

---

**JEFF ATWATER**  
Chief Financial Officer  
and State Fire Marshal



As Florida's Chief Financial Officer, I have the privilege of also serving as your State Fire Marshal. As the father and son of firefighters, I have a deep and personal admiration for the tremendous effort and bravery displayed by fire service professionals. These men and women are true heroes, and it has been enormously rewarding to witness the results of their outstanding work. Those of you who serve as fire and emergency professionals are uniquely aware of how unpredictable your calling can be—you never know when you will be called or how severe the situation will be.

In 2015 alone, 52,684 fires were reported to the Florida Fire Incident Reporting System—13,565 of which were ruled accidental. Our office investigated 1,245 arson cases, resulting in 294 arson-related arrests, including three high-profile arrests. In these three cases, the guilty parties were convicted on charges of first-degree murder and arson. With each arrest and conviction, one less arsonist is free to walk the streets of Florida. Arson accounted for nearly \$16 million in property damage last year. It's this costly crime and the damage it causes that threatens innocent lives and raises the insurance rates for every honest, hardworking property owner in Florida. Rest assured that we will continue to fight these injustices through increased vigilance and education.

As I look out at the Florida Firefighter Memorial Monument located on the grounds of our state capitol building I am reminded of those firefighters who have paid the ultimate price while protecting the people of Florida, and resolve to redoubling efforts to protect our firefighters through training and common-sense legislation. To that end, I am so pleased to announce that 2015 saw no firefighter line-of-duty deaths in the state. I feel this is, in part, due to increased training and safety measures that are being practiced in the field. However, 1,542 firefighter injuries means there's still

progress to be made. We must all continue providing training and education to reduce the number of injuries in the future. I remain committed to helping to ensure we have not only the best trained but also the safest and healthiest firefighters in the nation. Unfortunately, we did see 215 civilian fatalities, and 1,016 fire-related injuries in 2015. We must also continue the fight to reduce this number through public education and inspections of publicly-owned buildings.

We are proud to announce that the Bureau of Fire and Arson Investigations was once again accredited by the Commission for Florida Law Enforcement Accreditation Inc. (CFA), reaffirming our commitment to high standards of professionalism and confirming the dedication of every member of the Division of State Fire Marshal.

I am greatly honored to have the privilege of leading this agency and working alongside such talented and dedicated men and women. I know that we cannot make such successful strides alone, and we respect and honor the longstanding relationships we've forged with our fire-service partners across Florida. I offer my deepest gratitude to all fire-service professionals in Florida, for the sacrifices you have made and the services that you provide.

Sincerely,

Jeff Atwater  
Chief Financial Officer  
and State Fire Marshal



“

To reduce the loss of life and property to fire and other disasters statewide through internal and external leadership, standards and training, prevention and education, and fire and arson investigation.

”

STATE FIRE MARSHAL  
MISSION STATEMENT

# DIVISION DIRECTOR JULIUS HALAS

**JULIUS HALAS**  
Division Director



The Florida Division of State Fire Marshal is dedicated to providing excellent service to the State of Florida. The Division provides comprehensive services including: leading fire and arson investigations or offering forensic analysis, assisting with information requests or safety code issues, working to maintain our four Bureau accreditations, and improving disaster response expertise. At all times our primary goal remains to serve this great State with honor, integrity, and professionalism.

In a continued effort to maintain preparedness for disasters in the state of Florida, the Florida Division of Emergency Management conducts an annual Statewide Hurricane Exercise. In 2015, the annual Statewide Hurricane Exercise presented a scenario where the State Emergency Operations Center (SEOC) itself was threatened and had to be relocated to a different part of the state. During the move, a major weather event was simulated with a possible act of terrorism in a different location. The objective was to test the state Continuation of Operations Plan (COOP) as people and assets were relocated while emergency operations needs were still being met, requiring coordination of both the move and continuing operations. Numerous state, federal, and local agencies worked together through this complex and challenging scenario which prepared us to respond when real events such as hurricanes, other natural disasters, and human-caused events and emergency events occur.

Along with CFO Jeff Atwater, it is my privilege to announce

there were no firefighter deaths in Florida for the calendar year 2015. However, as I watch the progress of Phase II of the Florida Firefighter Memorial Monument at the Capitol, I am reminded daily of the dangers all firefighters face. Whether at fires, EMS incidents, hazardous materials responses, acts of violence along the roads and highways, Florida's firefighters sustained 1,542 injuries—many of which could have proved fatal. We continue working with all our partners and stakeholders in the Florida Fire and Emergency Services to provide the training, education, and support that is vital to reducing injuries, preventing job-related diseases, and continuing to strive toward our goal; never having to add another name to the 183 honored on our memorials, while we continue supporting the families of the fallen.

Under the direction of Florida Chief Financial Officer and State Fire Marshal, Jeff Atwater, and his leadership team, we proudly continue our mission to improve service and performance to Florida's residents, visitors, businesses, and the fire service.

Sincerely,

*Julius Halas*

Julius Halas  
Division Director





# OFFICE OF THE DIRECTOR



**MARK SAULS**  
Assistant Director

## ASSISTANT DIRECTOR

The Division of State Fire Marshal works hard to maintain professional relationships with the fire service, law enforcement, and related professional associations. The fostering of these relationships is essential to information sharing and enhancement of accomplishing our mutual and complementary missions and those of the four bureaus in the Division of State Fire Marshal (DSFM). Serving on technical advisory committees, such as the one developing, NFPA 921: Guide for Fire and Explosion Investigation, enables Florida to remain on the leading edge of improvement and innovation in our industry and assures a place on future committees. We especially appreciate the ongoing relationship the DSFM has with the International Fire Marshals' Association (IFMA) for asking Florida to serve on these committees as a principal member.

The Florida Fire Chiefs' Association and Florida Fire Marshals' and Inspectors' Association have continued providing the division with the opportunity to work along like-minded, high caliber professionals to enhance the work of all fire and emergency services. Our state fire service is fortunate to have many forward thinking members who daily strive to enhance the safety of Florida's citizens and first responders and keep Florida's Fire and Emergency Services among the best in the nation.

The level of dedication and professionalism in the division would not be possible but for the dedicated employees who come to work each day and strive for excellence in serving the fire service and citizens of Florida. All four bureaus work tirelessly to maintain accreditation while at the same time work to increase productivity and innovation that meets the service expectations of our emergency services partners; and most importantly, the citizens and visitors of our great state.

As you read through the 2015 Annual Report, please take a moment to learn about each bureau and its mission of service. We are very proud of the work and accomplishments achieved, and particularly the depth and breadth of statistical data provided by our local partners through the Florida Fire Incident Reporting System (FFIRS). This data provides highly useful and important decision data to our fire and emergency services and the citizens of Florida seeking to become better educated about the services their local agencies provide.

To all division employees: Your hard work, dedication, and perseverance are greatly appreciated, and it is an honor to serve with each of you. To our fire service and enforcement partners: Thank you for your unwavering support of the division and the partnerships we leverage each year to address the needs and safety of all first responders and the citizens and visitors of Florida.





## EMERGENCY MANAGEMENT & RESPONSE

In **2015**, The Division of State Fire Marshal (DSFM) continued its role as the lead agency for Emergency Support Function 4 (Firefighting) and for Emergency Support Function 9 (Urban Search and Rescue or US&R), and forms two of the 18 Emergency Support Functions (ESF) and a part of the Florida Comprehensive Emergency Management Plan (CEMP). It is the responsibility of the DSFM to provide coordination, staffing and assistance, both at the State Emergency Operations Center (SEOC) in a large or major event, and/or away from the SEOC in a minor event.

Historically, the majority of these event disasters are hurricanes or wildfires, but they can be the result of a wide range of issues such as plane crashes, building collapses, explosions, tornadoes, hazardous materials, oil spills, terrorism, and flooding.

Within ESF 4&9 and SEOC, the DSFM is responsible for verifying requests for resources and information, ensuring that appropriate assistance is provided, ordering resources, tracking and

documenting resources, creating cost estimates, facilitating logistical support, and establishing overall procedures. Outside of the SEOC, the personnel of the DSFM perform operational duties including, but not limited to, security for teams and task forces performing firefighting or search and rescue operations, operational cost audits, public information, and for road clearance as needed.

Most coordination is accomplished through partnerships with other agencies and associations who provide operational response assets, technical assistance, and staffing. ESF 4&9 major partners are the Florida Forest Service (FFS), the Florida Division of Emergency Management (DEM), the Florida Fish and Wildlife Commission (FWC), the Florida Department of Health (DOH), the Florida Department of Environmental Protection (DEP), the Federal Emergency Management Agency (FEMA), the Florida Fire Chiefs' Association (FFCA), and the Florida National Guard (FLNG). The FFS takes the lead in wildland firefighting; the DEM manages all emergency operations and the SEOC; the FWC assists with waterborne SAR and security; DOH supports health operations including life support; DEP takes the lead in hazardous materials; FLNG provides some waterborne and high-wheeled vehicle assets, and FEMA coordinates Federal assets; and



### WAYNE WATTS

**Sr. Management  
Analyst Supervisor**

in turn, ESF 4 and 9 provides support, resources and/or technical expertise to each of the partners listed above and numerous other stake holders.

Florida and ESF 4&9 experienced a moderately busy year during **2015**, with limited events requiring emergency response, such as the panhandle floods and Escambia County Jail explosion. We always hope that there will be no major events harming our state, but we constantly work and train to be prepared when events with significant impact do occur.



## DOMESTIC SECURITY GRANT PROGRAMS

Domestic Security Program works in conjunction with various federal, state, and local agencies, along with constituent groups, to support and enhance the specialized teams that provide Urban Search and Rescue, Hazardous Materials response, and mobile Mutual Aid Radio Communications responses across the state.

Over the past 13 years, the Program helped secure and administered the Fire Rescue allocations of the Federal Homeland Security Grant Funds to the eight Urban Search & Rescue (US&R), 29 Chemical, Biological, Radiological, Nuclear and Explosive (CBRNE), capable Hazardous Materials teams (20 SHS Grant funded), nine Mutual Aid Radio Cache (MARC) units, and local Light Technical Rescue Teams (LTRT). The Program continues to support the sustainment of equipment, advanced training, and exercises.

To accomplish this, the Program works in concert with Emergency Support Functions (ESF): 4 Firefighting and 9 Urban Search and Rescue (US&R), the Florida State Fire College, State Division of Emergency Management,

Florida Forestry Service, Department of Environmental Protection, Florida Fish and Wildlife Commission, the regional Fire representatives, the Florida Fire Chiefs Association's subcommittees of Domestic Security Resource, Florida Association of Search & Rescue, and the Florida Hazardous Materials Response.

In June of 2015, the Program made a significant shift in how the agreements are administered. Due to declining grant awards and subsequent dwindling associated Management and Administrative funds, the Department chose to pass the contract administration back to the Florida Division of Emergency Management. The Division maintained the day-to-day coordination with the teams and oversight of projects in cooperation with DEM.

In March of 2015, the Program in partnership with the State Division of Emergency Management, the Florida Fire Chiefs Association, Palm Beach State College, Palm Beach County Fire Rescue, Gulf Coast State College, Florida State Fire College, and the Golden Gate Fire Rescue to conduct the US&R, Hazmat, and MARC exercises in five venues across the state. Participants included two US&R Teams, 11 Light Technical



**JOHN KOHNKE**  
Domestic Security  
Coordinator

Rescue Teams, two MARC units, seven Hazardous Materials teams, and one All Hazard Incident Management Team. A total of 314 personnel participated in the two day exercises. Plans, procedures, and techniques were practiced and tested to enhance the State's capability to respond to major emergencies and disasters.

The Domestic Security Coordinator is supported by key staff from across the Division and Department.





# BUREAU OF FIRE STANDARDS & TRAINING




Florida's Bureau of Fire Standards and Training (BFST) at the Florida State Fire College is focused on understanding the needs of our customers and exceeding their expectations. The BFST manages more than 100,000 certifications for more than 60,000 Florida Firefighters, Fire Safety Inspectors, Arson Investigators, and other customers. Our mission is clear—continue the development and delivery of high quality training and academic opportunities in an effort to enable the success of Florida's Fire and Emergency Services Community.

The bureau recently completed the first ever comprehensive firefighter job task analysis (JTA) specific to Florida's fire service. The results of this JTA will be used to further develop and refine the current Firefighter 1 and 2 curriculums in support of training Florida's volunteer and career firefighters. It is important to note that this JTA is widely

believed to be the only statewide JTA ever conducted for any fire service in the United States.

This effort was successful because Florida's fire service and stakeholders were directly involved in this process and provided valuable information and feedback. More than 2,000 Florida firefighters participated in a series of interviews and surveys. The findings of the survey were remarkable and have been shared with the National Fire Protection Association (NFPA) to use as that agency is currently revising NFPA 1001. The belief is these findings will positively impact the United States fire service and further demonstrates that Florida's fire service is a key leader in the delivery of emergency services.

Rulemaking continues to be a significant aspect to meeting the mission of the BFST. Successful rulemaking occurs when all parties have the opportunity to provide input and feedback into the process. All of the BFST programs are developed through an open rulemaking process. Rulemaking may be initiated at request of our fire service stakeholders or by the bureau. The BFST serves as the facilitator of the process, receiving input from others to reach a consensus on language. The BFST strongly encourages participation by individuals and constituents to frame a consensus on the rule, as it is truly a democratic process inviting comments both pro and con. To stay informed, please subscribe to the Florida Administrative Weekly site at <https://www.flrules.org/> to receive notifications of any bureau rulemaking. The BFST currently is in the



**WILLIAM  
WENTLANDT**  
Bureau Chief

process of developing rules for the Fire Investigator and Firefighter Assistance Grant programs.

The BFST is grateful to receive continued funding to update the Fire College campus. Numerous projects have recently been completed including a new lighting and sounds system within the auditorium. The bureau acknowledges that the continued investment of the Fire College campus is the direct result of the support we receive.

We want to remind you that the Florida State Fire College is your fire college and we look forward to seeing you for future classes at THE Florida State Fire College!



## SAFETY SECTION

– **Susan Schell,**  
Safety Programs Manager

The Safety Section is responsible for Florida Firefighters Occupational Safety and Health and is tasked with keeping firefighters safe in the work environment. By being proactive, the section strives to reduce the numbers of firefighter accidents and injuries, occupational diseases, and job-related fatalities.

The state has been divided into five regions, each with its own Safety Representative who works with fire departments reviewing policies and documentation to assure safety in the workplace. A proactive responsibility is to establish good working relationships with the fire departments so that information can be shared and readily available.

### INSPECTIONS

During this report period, the Safety Section has been working extensively with volunteer fire departments to conduct Safety Compliance Inspections. These inspections review policies, workplace activities, maintenance records, and training records work to assure state statutes and regulations are being followed. While some inspections result from receiving a safety complaint specific to a department, the section staff provides the opportunity for departments to have compliance inspections conducted voluntarily to assist the department in making the workplace safer. Any department interested in completing a voluntary safety inspection can contact the section staff to coordinate a date and time convenient for the department.

### OUTREACH

As part of the section's outreach efforts, monthly articles are included in the Florida Fire Chief's Association (FFCA) Florida Fire Service magazine. Additionally, the section works with the FFCA in developing and delivering the annual Health and Safety Conference held in December. In addition, field representatives continuously attend fire department safety committee meetings in their respective regions.

During this reporting period, the bureau established an initiative with the FFCA to deliver specific courses to increase the number of qualified instructors to teach the courses leading to Safety Officer certification. The bureau provides the three (3) courses, tuition free, in each FFCA region. Certified instructors attend the three courses at a central location, and after completing the courses, the instructors can complete the Safety Officer certification process so that they can teach the courses in their region. This initiative is currently underway, and will continue through the next fiscal year.

The Safety Section is also working to develop and deliver an annual Cancer Symposium and Mental Health Symposium to facilitate conversation and provide information to Florida's

fire service leaders and firefighters for the upcoming year. The University of Miami is currently researching the increasing rates of cancer among Florida's firefighters and this important topic is being brought to the forefront of current issues.

The section staff continues to seek opportunities to provide presentations to any safety committee, safety coordinator, chief officer staff, or governing body in an effort to help everyone understand their respective roles and responsibilities in keeping Florida's firefighters safe and healthy. The key message being presented to each of these groups is to intentionally engage their respective safety committees and use them as a force multiplier in making their departments safer.

### INQUIRIES / INVESTIGATIONS

The Safety Section has worked with departments across the state relative to conducting investigations and inquiries. Whenever a firefighter is severely injured and hospitalized for 24 hours or more, a formal investigation must be completed. The Safety personnel serve as a resource to assist departments in conducting investigations or will conduct the investigation in its entirety, as needed. If any firefighter or citizen has a safety concern with a fire departments safety activities, they can contact the Safety Office to make an inquiry. In either case, the Safety Representatives will meet with fire department personnel and review information to assure that there are no violations and assist with bringing the department into compliance with adopted safety standards.

The section has one administrative assistant who has been working with the fire departments statewide to assure that their recordkeeping is current under the electronic Fire College Department of Insurance Continuing Education (FCDICE) database. This system tracks a firefighter's certifications, employment, and training.

Please feel free to contact the main office or the regional representative for questions or concerns regarding safety in the fire service. The map below provides a county breakdown and contact information for the section staff members across the state.

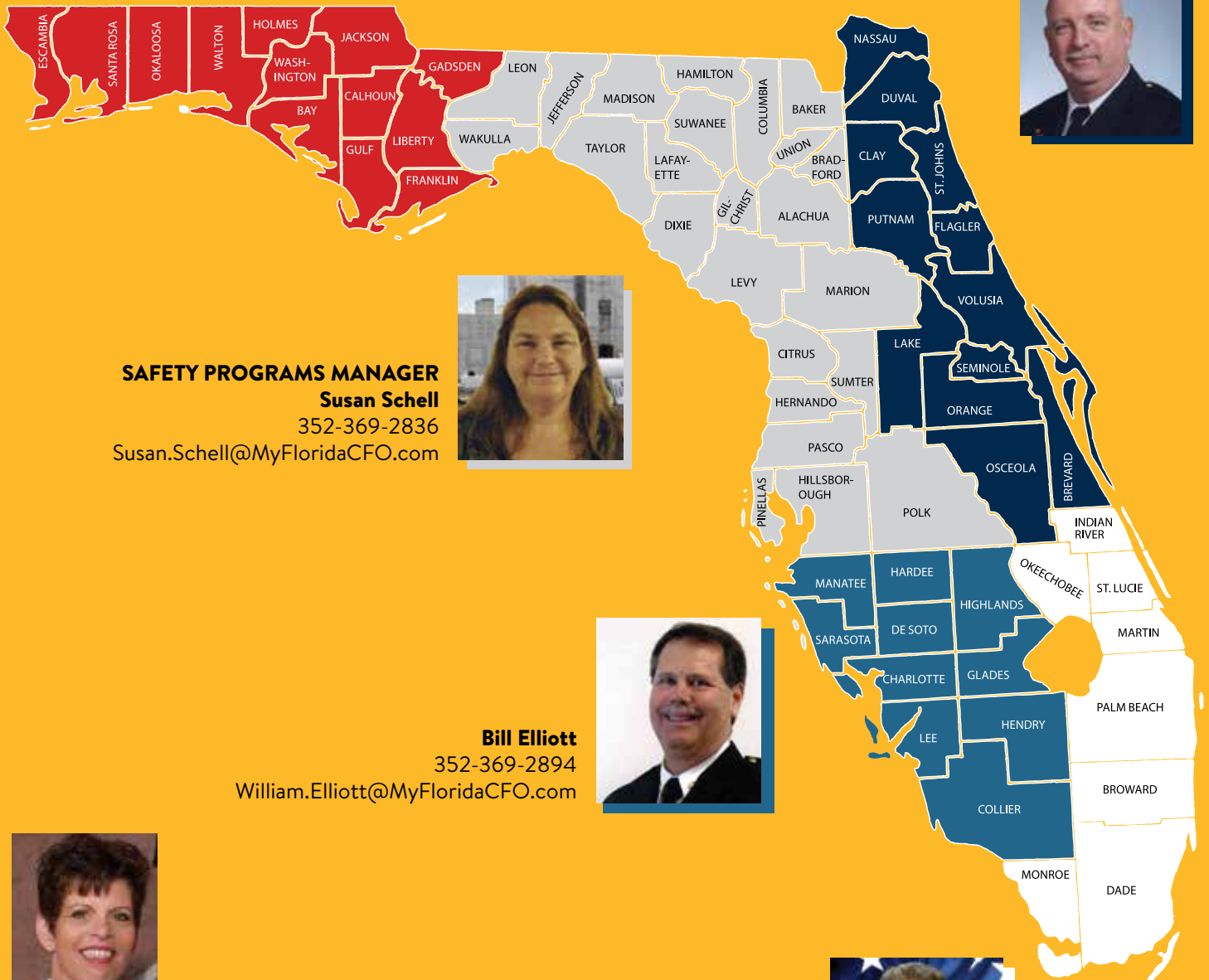


# SAFETY SECTION TEAM'S GEOGRAPHICAL AREAS OF RESPONSIBILITY



**Tuffy Dixon**  
352-369-2880  
Tuffy.Dixon@MyFloridaCFO.com

**Charles Chapman**  
352-369-2881  
Charles.Chapman@MyFloridaCFO.com



**SAFETY PROGRAMS MANAGER**  
**Susan Schell**  
352-369-2836  
Susan.Schell@MyFloridaCFO.com



**Bill Elliott**  
352-369-2894  
William.Elliott@MyFloridaCFO.com



**ADMINISTRATIVE ASSISTANT**  
**Judi Aamland**  
352-369-2819  
Judi.Aamland@MyFloridaCFO.com



**Paul Sumner**  
954-321-3700  
Paul.Sumner@MyFloridaCFO.com

## STANDARDS SECTION

– Mark Harper,  
Standards Supervisor

The Standards Section has eight (8) full-time employees who manage the Florida Fire Service Certification Programs, which consists of more than 100,000 certifications for over 60,000 individuals. The full-time positions are supplemented with seven OPS personnel who assist with periodic field examination testing and annual inspections of the 40 certified training centers.

The Standards Section has the responsibility for the oversight and maintenance of the Florida Fire Service Certification Programs as defined in Florida Statute and Administrative Code. In total, the Standards Section certified 6,071 candidates during 2015, including our newest certifications: Fire Code Administrator, Fire Officer III and Fire Officer IV.

During the month of October, the Bureaus of Fire Standards and Training (BFST) successfully completed a re-accreditation process with Pro Board. The re-accreditation evaluation resulted in approval of 46 levels and standards. Candidates for Pro Board certification come from students in the Florida Fire service and military personnel participating in technical training. The training of the military personnel takes place at particular military bases in the southeast region or at the Florida State Fire College. In 2015, the Standards section issued 2,945 Pro Board certifications.

The Minimum Standards Written and Practical Examination evaluates an applicant's ability to maintain currency with the education and skills required of a firefighter. A Certificate of Compliance is awarded to applicants who complete the required training, achieve a passing score on a comprehensive examination and meet all statutory

requirements for certification. In 2015 there were 1,862 certificates issued for Firefighter II.

In order for a firefighter to retain her or his Firefighter Certificate of Compliance, every four years, he or she must:

- 1) be active as a firefighter,
- 2) maintain a current and valid fire service instructor certificate, instructing at least 40 hours during the four-year period,
- 3) successfully complete a refresher course consisting of a minimum of 40 hours of training,
- 4) successfully retake and pass the Minimum Standards Course examination within six months before the four-year period expires,
- 5) be employed full-time as a fire safety inspector or fire investigator, regardless of her or his employment status as a firefighter,
- 6) OR provide service as a volunteer firefighter for a cumulative six months within a four-year period.

A significant component in meeting the above requirements is each firefighter and fire service provider maintaining their respective information within FCDICE. Fire Service Providers must maintain accurate rosters to ensure their firefighters (volunteer and career) are properly credited with the service that allows them to maintain certification. Inaccurate records may negatively impact their staff. The presence of accurate contact information in FCDICE also allows the BFST to effectively communicate with each individual relative to specific issues pertaining to their individual certifications.

The Standards Section also manages the Firefighter Supplemental Compensation Program, which awards an education incentive to the fire department personnel with qualifying degrees. In 2015, the office processed a total of \$9,129,061.42 of disbursement to 11,083 participants in the program.



## TRAINING SECTION

– **Barbara Klingensmith,**  
Training Supervisor

The Florida State Fire College delivers high quality, professional instruction to firefighters, inspectors, and other customers. We achieve this mission by using three full-time instructors along with part-time instructors in the classroom. Our full-time instructors also coordinate the review, updating, and development of all courses, and function as program managers.

Additionally, the Fire College delivers instruction in various disciplines through a contract with Marion Technical College (MTC). MTC is contracted to teach firefighter minimum standards, pump operation, urban search and rescue (FLUSAR), and hazardous materials courses.

The Training Section began developing an online firefighter I program titled “Grow as You Go.” This modular program provides firefighter I classes for volunteers. The program is unique in that it allows volunteer firefighters to complete the online portion of their training on a schedule that meets their personal time needs. The practical skills components are still completed by working with a local state certified instructor.

In 2015, the Fire College continued collaborating with MTC in the firefighter bridge course enabling our military veterans to qualify for firefighter certification. This program, named “Operation Dispatch,” is a statewide initiative to assist military personnel returning to the workforce after service to their country.

Through a collaboration with the Florida Fire Chiefs Association and the BFST Safety Section, Fire Service Instructors around the state were given the opportunity

to take train-the-trainer courses in Incident Safety Officer, Health and Safety, and Legal Issues for Safety Officers. This effort continues to provide firefighters with the opportunity to take advantage of local training to meet the requirements for Safety Officer certification.

The section has continued to work with constituent groups to maintain the currency of curriculum. Updated syllabi have been placed on the bureau’s website and Plans of Instruction have been developed for instructors teaching the curriculum. A review committee evaluated the Fire Protection Systems I & II courses with a goal to complete this work during 2015, and curriculum to be rolled out in 2016. A Fire Service Course Delivery and Design committee was developed to update the Fire Instructor courses and certification. The Chief Officer, Personnel Management for the Fire and Emergency Services, Quantitative Analysis, and Analytical Approaches in Public Fire Protection courses were updated.

The Training Section continues to work with the Arson Division to support the arson courses and the development of the soon-to-be published Student Manual, which encompasses four () of the Arson courses leading to certification. Collaboration between Training and Arson to develop a Fire Dynamics course continues into 2016.

The Training Section staff continues to work with the Standards Section to ensure all certification exams are current with respective NFPA Standards. Subject matter experts are routinely involved to validate the state exams being offered for certification.

The section continues to evaluate and approve online courses leading to certification. The continued development of this alternate teaching methodology provides flexibility to the emergency services personnel. The staff of the Training Section continues to review materials and delivery

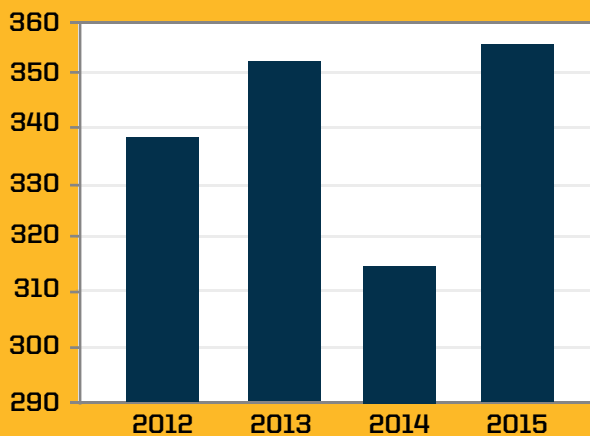


methodologies to assure each course meets learning outcomes, with the same level of academic rigor expected in a traditional classroom.

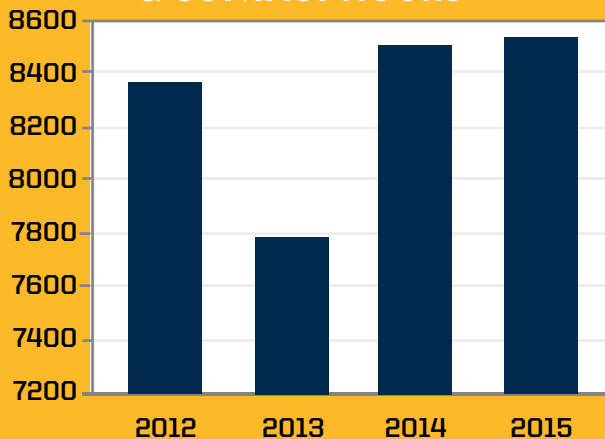
The Training Section continued to partner with our constituent groups to assist with the success of Fire Rescue East, Great Florida Fire School, Florida Advisory Committee on Arson Prevention (FACAP), and the Northwest Volunteer Firefighter Weekend. The fire college also held its annual Instructor Professional Development Seminar to provide information on current techniques and technology and Volunteer Week where participants could obtain courses toward their Fire Officer certification, or obtain their initial validation of skills competency for volunteer firefighter, and participate in their required live fire training exercise.

The Florida State Fire College continues to offer courses leading to certification and professional development. The below charts compare the last four years of classes offered and number of students attending classes at Florida State Fire College. The number of class offerings increased from 315 to 356, the number of students attending those classes was 8,530 with a resulting 181,728 contact hours.

### NUMBER OF CLASSES



### NUMBER OF STUDENTS & CONTACT HOURS



The Training Section's goal is to provide personnel with the most current information and tools to achieve training for all emergency services personnel through a variety of methodologies. The section is continuously focused on introducing new methods to meet the emerging needs of the instructors and the fire service. By knowing their needs, we are better able to provide a quality service to our customers and students and better allow them to serve the needs of their communities.

## STUDENT SERVICES

- Regina Saueracker, Operations Manager
- Angela Cain, Registrar

The Bureau of Firefighter Standards and Training (BFST) Student Services Section at the Florida State Fire College reaches all members of fire and emergency service organizations throughout Florida. As the first line of communication for the BFST, we are proud to assist students with answer to questions related to fire certifications, registration, and dormitories. In addition, we provide guidance to all on campus guests.

Exceptional customer service to ensure the learning experience at the Florida State Fire College exceeds the expectations of our students and their organizations is our main focus. We encourage feedback from our students through weekly surveys. These surveys let us know if students were satisfied with their stay on campus and solicit information on areas we can improve upon. On-going improvements are made to the dormitory and campus as funding permits. Current enhancements include a new burn building, new fire apparatus, and student training rehabilitation structures. A new roof ventilation prop, and a new confined space prop, are also underway.

The Florida State Fire College, the Student Services Section also operates the Fire College Bookstore and manages dormitory reservations and facility availability for all on-campus service providers and specialty groups using our facilities for training.

The section provides administrative support to all groups and organizes all events with our maintenance and housekeeping teams to ensure on-campus classes and training programs are a positive experience. Our ongoing goal is to exceed your expectations. Let us know how we are doing at:

[FSFC.comments@myfloridacfo.com](mailto:FSFC.comments@myfloridacfo.com)

Additionally, please visit our website to find transcript request forms, book order forms, and the most recent training schedule at:

<http://www.myfloridacfo.com/division/sfm/bfst/>





## HIGHER EDUCATION

– **Patrick Giacobbe,**  
**Academic Instructor**

State Coordinator, NFA Training Programs

In addition to its Standards, Training, and Safety functions, the Bureau of Fire Standards and Training continues providing educational leadership through its coordination of Fire Service Higher Education programs in the State. Through its relationships with the Florida Department of Education (FLDOE) and the National Fire Academy and in partnership with the Florida Fire Service / Higher Education Consortium (Florida public and private colleges and universities offering Fire Science degree programs); the bureau plays an integral role in the administration and coordination of college level fire and emergency services programs. These programs, supported by the Fire and Emergency Services Higher Education (FESHE) structure, provide nationally recognized curricula, containing developed frameworks for college degrees at the Associates, Bachelors, and Graduate Degree levels.

An extremely important function of BFST's Higher Education Program is providing counseling to students who wish to pursue an Associates or Bachelor's Degree in a fire service related degree program. Many of the courses taken in pursuit of Florida fire certifications can be applied to accredited degree programs; saving time and money for firefighters as they seek higher education. The BFST Academic Instructor visits Florida State Fire College classrooms each week to offer students the opportunity for individual academic counseling.

Florida's present certification process for Fire Officer I and Fire Officer II provides supervisory fire officers an avenue to obtain national certification (ProBoard) and college credit for courses at the Associates Degree level. As part of our continuing effort to assist Florida's fire service with succession planning and developing the next generation of mid-level and administrative fire officers, the bureau has developed a Fire Code Administrator, Fire Officer III and Fire Officer IV certifications. The courses associated with these certifications are at the Baccalaureate Degree level and support administrative and executive fire officers' desire to obtain national and international certifications while earning college credits.

To assist with developing the leadership and critical thinking skills required of the supervisory and managing officer level, the bureau regularly offers the National Fire Academy Leadership Series of classes and the Shaping the Future course. These courses are prerequisites for attending the National Fire Academy's (NFA) Managing Officer Program. This NFA program is comprised of a multi-year curriculum that introduces emerging fire and emergency services leaders to personal and professional skills in change management, risk reduction, and adaptive leadership.

Additionally, recognizing the need for higher level critical thinking, analytical skills, and executive leadership training for chief fire officers, the need for formalized senior executive development becomes paramount. The bureau is sponsoring an executive level series of classes for fire chiefs in partnership with the National Fire Academy. The bureau is proud of its position in developing and positioning itself to provide needed leadership skills within the national higher education framework for Florida's fire service.





# BUREAU OF FIRE PREVENTION



The Bureau of Fire Prevention’s mission is focused on reducing the loss of life and property damage due to fire. The bureau uses a variety of compliance and enforcement programs including: boiler inspections; licensure of fire related industries; regular updates to explosives and fire code development to improve efficiency; ensuring customer service and safety; and remaining current with statutorily mandated changes. The bureau manages its programs through its four functional areas including; Plans Review, Inspections, Regulatory Licensing and Boiler Safety.

### EFFICIENCY MEASURES

We continue seeking new methods to improve efficiency within each functional area. Most notable this year was the successful effort seeking legislative funding for an electronic plans review system. Once procured and implemented, the system will allow agencies and architects to upload and apply for plans review online, saving the state valuable printing, storage, and postage costs, as well as decreasing review time. The initiative will also allow for enhanced communication between plans reviewers and field inspectors.

### PUBLIC SAFETY

The bureau regularly seeks out new avenues to expand our public safety education programs. We offer fire extinguisher training to state employees and members of the public using three digital trainers which have expanded our course delivery significantly by allowing indoor and outdoor training. Bureau staff conducts public education in the areas of boiler

safety and training boiler owners, installers, and building and fire officials. A new pilot initiative launched this year focuses on fire safety education among state university fraternity and sorority members. We carry on with delivery of fire safety education to various audiences and venues throughout the state including the Florida State Fair, Fire Prevention Week, Jacksonville Giants basketball games, and Campus Fire Safety Week.

### STAFF DEVELOPMENT AND TRAINING

Our professional and administrative staff attends hundreds of hours of continuing education and professional development courses annually to maintain currency with the changing conditions in the regulated industries. The bureau continues its support for initiatives of the National Fire Academy and Federal assistance programs aimed at fire and life safety



**CASIA SINCO**  
Bureau Chief

### State Fire Marshal - Compliance and Enforcement Bureau of Fire Prevention FY 2014/2015

FY 14/15

Number of boiler inspections completed by Department inspectors	1,702
Number of construction plans reviewed	511
Number of entity requests for licenses, permits and certifications processed within statutorily mandated time frames	2,674
Number of recurring inspections completed	6,855
Number of high hazard inspections completed	7,479
Number of construction inspections completed	1,950
Number of regulatory inspections completed	1,251

improvement. Our staff works with key fire service leaders in code development and interpretation while also serving on technical and regional code development committees, and the Florida Building Commission. In conjunction with other Division of State Fire Marshal members, the bureau's staff performs administrative and field operations roles in support of Emergency Support Function (ESF) 4&9 (Fire Fighting and Search and Rescue) during periods of natural or man-made disasters.

## BOILER SAFETY PROGRAM

– Mike Burns,  
Chief Boiler Inspector

The Boiler Safety Program is charged with the enforcement of the Boiler Safety Act as outlined in Chapter 554 of the Florida Statutes. The Department of Financial Services adopts by rule a State Boiler Code for the safe construction, installation, inspection, maintenance, and repair of boilers installed throughout the state. The program issues an annual certificate of competency to qualified applicants who work for licensed boiler insurance companies, who are called special inspectors. Examinations are given on a quarterly basis to qualified individuals desiring to inspect boilers when requested.

Mike Burns, Chief Boiler Inspector, administers the state boiler inspection program. Boiler Safety Section staff consist of the chief, five deputy boiler inspectors and two administrative support staff. Boiler insurance companies employ about 140 special inspectors who conduct inspections and submit inspection reports to the program.

### OPERATIONS

There are more than 14,000 registered boilers located in public assembly locations in active service. For the 2015

calendar year, the deputy boiler inspectors, program staff, and insurance company special inspectors conducted and/or recorded 10,029 boiler inspections; identified 3,493 violations and closed 4,129 violations (See Chart).



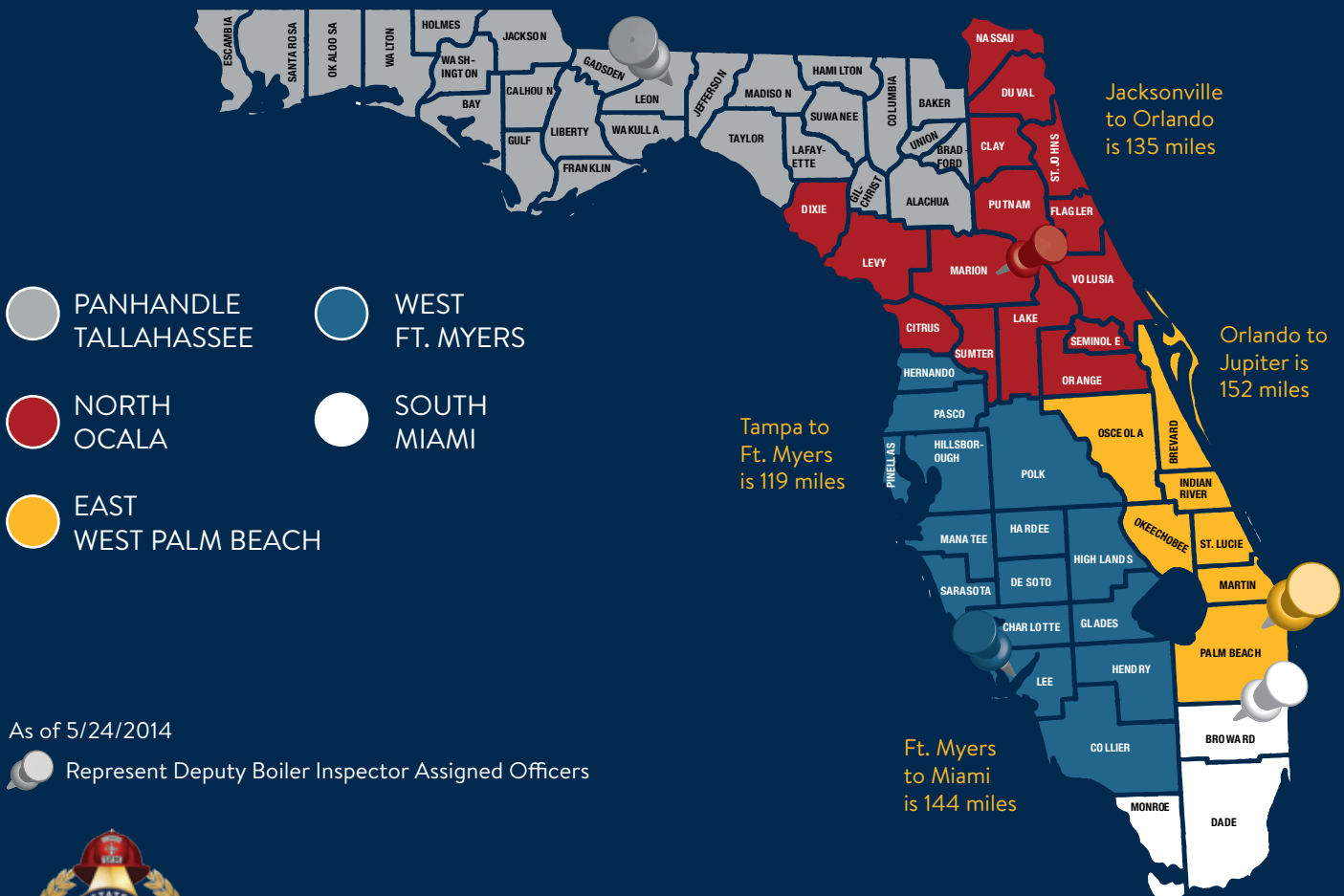
Boiler Safety Program	Re-Inspections	External	Internal	Combination	1st Inspections	External	Internal	Combination	Follow-Up	External	Internal	Combination	Total Inspections	Violations Found	Violations Closed
<b>Inspector Activity Report 2014</b>															
<b>SFM INSPECTORS TOTAL</b>	888	821	60	6	184	179	5	0	740	546	190	4	1812	2072	1960
<b>AGENCY INSPECTORS TOTAL</b>	6449	5486	961	2	698	687	9	1	986	907	78	1	8133	2401	2833
<b>TOTAL</b>	<b>7337</b>	<b>6307</b>	<b>1021</b>	<b>8</b>	<b>882</b>	<b>866</b>	<b>14</b>	<b>1</b>	<b>1726</b>	<b>1453</b>	<b>268</b>	<b>5</b>	<b>9945</b>	<b>4473</b>	<b>4793</b>

For an owner of a boiler located in a place of public assembly, three criteria must be fulfilled to obtain a certificate of compliance in accordance with the Boiler Safety Act. First, the boiler must have a current certificate inspection performed by the chief, deputy, or special inspector that has been documented on an inspection report described within the boiler safety rules and submitted to the boiler safety program for processing. Boiler safety program staff then processes the information and creates an invoice for the statutory certificate fee and a violation letter if any are found. Finally, once payment has posted for the fee and any documented violations have been cleared by the appropriate inspector, the certificate will be generated and mailed via a daily batch process.

Beginning about seven years ago, efforts have been directed at getting the right inspector to the right boiler. This means, if the boiler is insured, the insurer has the obligation to complete the inspection. State deputy inspectors are not to

inspect insured boilers which would in effect subsidize one insurance company over another. There are always extreme exceptions of course but that policy shifted much of the work to the companies who were being prepaid though insurance premiums to make the required inspections. This shift freed state deputy inspectors to examine non-compliant boiler files in their assigned territories and provide direct assistance to these boiler owners in obtaining their boiler certificates. This assistance could be simply providing a copy of an overdue invoice or providing technical expertise in solving complex code violations in concert with boiler owners and repair companies. These efforts have resulted in statewide overdue certificates dropping from 33% in 2013 to 11% in 2015. This effort improved the compliance rate of regulated boilers from 67% to 89% for the same 2 year period. The line chart below breaks down overdue boiler certificate by area which is followed by a map describing the extremely large territories the deputy boiler inspectors serve.

**Division of State Fire Marshal, Bureau of Fire Prevention**  
**BOILER TERRITORIES**



As of 5/24/2014

Represent Deputy Boiler Inspector Assigned Officers



Want more information? The Boiler Safety Program has a robust website, public portal, and report generator that contains information and statistics about currently registered boilers in the state. Visit us at [www.myfloridacfo.com/boiler](http://www.myfloridacfo.com/boiler) to see for yourself!

## PLANS REVIEW SECTION

– Karl K. Thompson,  
Engineer IV

The Plans Review Section of the Fire Prevention Bureau works with agencies, owners, designers, engineers, contractors, and other code enforcement officials to ensure all state-owned and state-leased buildings are compliant with the Florida Fire Prevention Code during construction, alterations, and renovations. Each year this section reviews hundreds of plans that range from simple office renovations to complex, university research projects. This is done in an effort to work with stakeholders to ensure life safety and facilitate project completion.

Our primary vision is to protect human life from fire and products of combustion and reduce state government and taxpayers' potential losses from fire damage. The Plans Review Section helps stakeholders identify effective fire protection features and life safety systems that detect, extinguish, or control fire, and incorporate those features into the various construction projects featured across the state. By doing so we aim to improve a building's level of safety for its occupants. Responsibilities include review of new construction and alteration projects for code compliance, and to assist with inspections, testing and commissioning of fire protection systems and life safety equipment.

A thorough review of plans and specifications includes analyzing means of egress, smoke detection and management, suppression systems and important site features such as locations for water supply and fire department access. Both prescriptive and performance based codes are applied, enabling the end user to meet their

needs and not restrict the design professionals' creativity. Alternative designs using performance-based codes require sound engineering analysis, equivalency concepts, and redundancy.

Plans review is a vital, cost effective, and value-added engineering tool that provides guidance while buildings are in the design phase and throughout the construction cycle. By identifying potential code problems early in the process, designers, state agencies and taxpayers avoid costly construction changes and delays. The bureau looks forward to enhancing efficiency by moving into electronic plans review in the year to come.

## INSPECTIONS SECTION

– John Walker,  
Senior Management Analyst Supervisor

of Fire Prevention. It is a customer oriented, multi-faceted unit with statutory authority to conduct fire safety inspections in state-owned properties and applicable regulated industries throughout the state. There are nine field offices located within six multi-county regions. The purpose of the inspections is to identify, advise, and ensure correction of fire code violations and licensing renewal, in order to prevent or reduce the probability of fire through code compliance. The section assists with the development of the Florida Administrative Code which includes regulations for occupancies classified by law as "uniform" buildings and structures. These occupancies include; hospitals, nursing homes, restaurants, public lodging establishments, and childcare facilities among others. Section staff also responds to calls for code interpretation and assistance while other staff members participate with the Florida Building Commission and the administration of the Department's Loss Control and Safety Program.



The section’s mission is to improve fire safety for Florida’s citizens and visitors through gathering, storing, and retrieval of associated critical data as a core responsibility of the bureau. A critically important part of our mission is preventing fires, not only through the inspection process to reduce fire losses, but through public education regarding fire safety and fire hazards.

Throughout the year, section staff were involved in numerous public education and outreach activities ranging from fire prevention presentations, assistance to local government officials and other state agencies, code development, complaint and regulatory licensing investigations to alarm assistance, disaster training, and mitigation duties.

**INSPECTIONS REQUIRED BY LAW**

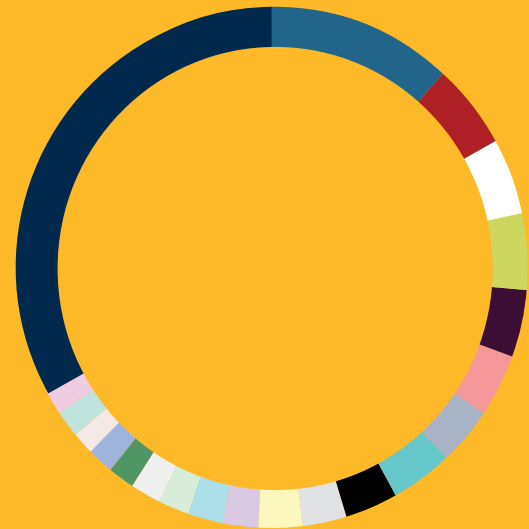
Statutory inspections required of the section are divided into two types: annual and recurring.

The inspections are designed to identify and ensure correction of any identified fire code violations to reduce the possibility for the start or spread of any uncontrolled fire through prescriptive and performance-based code application.

Properties inspected include; all state office buildings, universities, prisons, hospitals, and specific public and charter schools. All state-owned properties that are classified by statute as high-hazard occupancies are required to be inspected annually. By working in conjunction with other state agencies, we are able to ensure that as space requirements change, we are not leaving any new uninspected areas and thus providing the best fire safety possible for the workers and citizens of Florida.



**VIOLATIONS BY VIOLATION TYPE**



Emerg Lights Not Operational, or Present	920	11.9%
Penetration Protect Missing Inadequate	397	5.1%
Improper Use of Multistrip/Exten Cords	379	4.9%
General Requirements	365	4.7%
Exit Lights Inoperable Emergency Mode	325	4.2%
Means of Egress	295	3.8%
Sprinkler Other	284	3.7%
Fire Alarm	283	3.7%
Sprink System Needs Inspect/Test/Maint	259	3.4%
Fire Extinguisher Not Inspected/Tagged	215	2.8%
Open Electrical Junction Box/Panel	214	2.8%
Improper Storage	172	2.2%
Exit Access Obstructed/Not Maintained	169	2.2%
Rated Openings Not Maintained	160	2.1%
Exit Lights Inoperable Normal Mode	143	1.8%
Inadequate Clearance Below Sprink Head	131	1.7%
FACP Indicates Trouble Condition	129	1.7%
Emerg Lighting Not Tested/Recs Maint'd	117	1.5%
Missing/Broken Receptacle/Face Plate	116	1.5%
Inadequate Access To Electrical Panel	108	1.4%
All Others	2,549	33.0%

Fire Protection Specialists from the section also inspect other life safety systems and processes including storage locations for explosives, fire protection systems, licensing activities for fire equipment dealers, conduct investigations of construction mining sites, and of citizen complaints. The section also conducts follow-up inspections of fire incidents to identify associated damage which may have been caused or impacted by fire safety code violations.

## REGULATORY LICENSING SECTION

– Keith McCarthy,  
Safety Program Manager

The role of the Regulatory Licensing Section (RLS) is to provide licensing, certification, and regulatory enforcement for fire equipment dealers (portable extinguishers and pre-engineered systems), fire protection system contractors, the explosives industry (manufacture, distribution, dealer and use), the construction mining industry, and the sparkler industry (manufacture, distribution, wholesale and retail and seasonal sales) pursuant to Chapters 633, 552 and 791, Florida Statutes 633.318.

RLS initiated a web-based system in 2014 which supports its licensing functions. Additional features of the web based system will soon include the ability for all licensing functions to be completed by applicants and regulated entities online. These systems continue to be enhanced and updated, with a goal of providing increased access through the internet, automated functions, and increased customer service.

### REGULATORY LICENSING SECTION ACCOMPLISHMENTS

RLS is staffed with six (6) support personnel that are the first line of contact for individuals who wish to gain the certification necessary to service, inspect, install and maintain portable fire extinguishers, pre-engineered fire systems, engineered fire sprinkler systems, and for individuals and firms who wish to manufacture, distribute, purchase, use, and store explosives in the State of Florida. The section additionally registers firms and individuals manufacturing, distributing, and selling sparklers in the state, and issues licenses to firms engaged in the mining of road base material for the building of roads statewide.

### REGULATION & LICENSING

#### CONSTRUCTION MINING PERMITS

Section 552.30, Florida Statutes  
10-Year Permits, Variable Expiration Dates  
Subject to Annual Inspection of Records and Mine Site

License Type: Current Active Permits 98 2015

#### \*Construction Mining Permits Issued: 10

Total figures represent New Construction Mining Permits only during 2015



#### EXPLOSIVES INDUSTRY

Section 552.092, Florida Statutes  
Annual Expiration Date: September 30  
Subject to Annual Inspection of Records/Storage Facilities

License/Permit Type: Active Licenses	2015
Manufacturer-Distributor of Explosives:	5
Dealer of Explosives:	1
User of Explosives:	18
Blaster Permits:	45
<b>Total:</b>	<b>69</b>

#### FIRE EQUIPMENT INDUSTRY

Section 633, Florida Statutes 633.304  
Portable Extinguishers and Preengineered Systems  
Biennial Expiration  
Subject to Annual Inspection of Equipment and Records

License/Permit Type:	2015
Class A Fire Equipment Dealer:	3
Class B Fire Equipment Dealer:	3
Class C Fire Equipment Dealer:	6
Class D Fire Equipment Dealer:	9
Portable Extinguisher Permits:	121
Pre-engineered System Permits:	42
<b>*Total</b>	<b>184</b>

\*Total figures represent New Licenses/Permits only during 2015



#### FIRE PROTECTION SYSTEM CONTRACTORS

Section 633.534, Florida Statutes  
Engineered Fire Protection Systems  
Biennial Expiration

License/Permit Type:	2015
Fire Protection System Contractor I	27
Fire Protection System Contractor II	72
Fire Protection System Contractor III	3
Fire Protection System Contractor IV	1
Fire Protection System Contractor V	59
Inactive Contractors	
Water-Based Protection System Inspectors	231
<b>*Total</b>	<b>393</b>

\*Total figures represent New Contractors/Inspectors only during 2015



**SPARKLER INDUSTRY**

Chapter 791, Florida Statutes 791.001  
Annual Expiration: January 31

Registration Type:	2015
Manufacturer of Sparklers	0
Distributor of Sparklers	1
Wholesaler of Sparklers	19
Retailer of Sparklers	194
Seasonal Retailer of Sparklers	524

**SPARKLER TESTING**

Chapter 791, Florida Statutes 791.003  
Annual Expiration: January 31

Product Submission:	2015
Sparkler Products Submitted:	132
<b>Total</b>	<b>870</b>

Regulatory Licensing Staff, in conjunction with the Bureau of Forensic Fire & Explosives Investigation (BFFEI), receive and process products from licensed wholesalers and distributors of sparkler products nationwide. Staff members jointly document and maintain a database of the products submitted, review chemical analysis reports, weigh, and perform functional tests on each item to ensure compliance with Chapter 791, Florida Statutes. During the 2015 product testing cycle **132** new products were approved. The approved list that was recently updated, is comprised of **2,291** approved products, and is available on the Division of State Fire Marshal website at [www.myfloridacfo.com/sfm](http://www.myfloridacfo.com/sfm).

In addition to licensing and permitting, section staff maintain the database for all current licenses, permits, certificates, and registrations during 2015 for all regulated industries including **1065** fire protection system contractors and **666** fire equipment dealers. This is done all while providing

customers with maintenance of insurance records and producing photo identification cards for **2405** fire equipment permit holders and **792** inspectors employed by licensed Fire Protection System Contractors I and II.

RLS also processes continuing education courses for the fire equipment and fire protection system contractors industries, tracking course approvals, and the courses attended by industry members.

Section staff provide technical support to the Florida Fire Safety Board. This board, appointed by Chief Financial Officer Jeff Atwater, serves in an advisory capacity to the State Fire Marshal on matters related to the fire equipment and fire protection system industries. Continuing education coursework for both groups is available by accessing the division’s website at [www.myfloridacfo.com/sfm](http://www.myfloridacfo.com/sfm).

Other public services include the ability to search for licensed fire equipment dealers and fire protection system contractors on the division’s website, [www.myfloridacfo.com/sfm](http://www.myfloridacfo.com/sfm). Additionally, industry application forms and licensing requirements can also be accessed and printed from this location. Licensing packets are also available by e-mailing RLS staff at [fire.prevention@myfloridacfo.com](mailto:fire.prevention@myfloridacfo.com).

The section continues its ongoing role in developing and monitoring compliance with the Florida Administrative Code related to the industries we serve and we work jointly with our Inspection Section staff to ensure proper inspection and regulation of all licensed entities. This section is also the point of contact for members of the public who wish to lodge complaints regarding construction materials mining activities in their area, noting all relevant information, and passing the complaints to the appropriate Inspection Section staff for review and investigation.





# BUREAU OF FORENSIC FIRE & EXPLOSIVES



## OUR MISSION

The bureau's mission is, **"To provide the highest quality of relevant and reliable forensic services, while maintaining the most efficient fiscal impact possible."** Public agencies, the courts, and the people demand that forensic laboratories provide quality analyses that can be relied on to assist with investigations and lay a foundation for their proper resolution. It is the bureau's duty to provide our stakeholders with such analysis' and as a result, we achieved re-accreditation in 2015 through the American Society of Crime Laboratory Directors, Laboratory Accreditation Board International.

In the forensic discipline of fire debris analysis, the results of our analyses are often used, after the criminal investigations are closed, by Insurance Providers to investigate and determine fraudulent claims. The bureau has a commitment to providing credible high quality services for our customers. At the same time, we recognize that the citizens and visitors to our State are also our customers. As such we are obligated to them to ensure that our findings and reports are accurate and that we have exercised due diligence when issuing reports.

The bureau is located outside of Tallahassee, Florida, on the grounds of the Florida Institute for Public Safety, off of Route 90 West between Midway and Quincy, Florida. The State Fire Marshal of Florida is one of only three State Fire Marshal offices in the United

States to have their own dedicated forensic laboratory analyzing evidence from fires or explosions.

## OUR SERVICES - CHEMICAL ANALYSES

The Bureau of Forensic Fire and Explosives Analysis (BFFEA) is the State Fire Marshal's forensic laboratory. The bureau processes forensic evidence and images related to crime scenes but the primary work of the bureau is the analysis of evidence collected within a fire scene to determine the presence and identity of ignitable liquids. The presence of ignitable liquids may be an indicator that they were used to commit arson and their presence may also be the result of an accident or in some cases as an artifact of the manufacture of certain products. Fire debris analysis is conducted by the bureau's two Senior Crime Laboratory Analysts, Carl Lugviel and Perry "Mike" Koussiafes. In 2015, Crime Laboratory Analyst Dee Ann Turner, PhD, who received her Doctorate in Chemistry from Purdue University where her dissertation was on the microbial degradation of ignitable liquids completed her internal training and competency testing to begin fire debris analysis. Our newest Crime Laboratory Analyst is Mr. Samuel Blittman who has experience in fire debris analysis following 17-years at the Walnut Creek Laboratory of the Federal Bureau of Alcohol, Tobacco, Firearms, and Explosives and with the State of Alaska Crime Laboratory.



**CARL CHASTEEN**  
Bureau Chief



The bureau also analyzes evidence collected from explosions, incendiary events, and situations where a potentially hazardous chemical has been found. Almost all of these analyses are conducted by Senior Crime Laboratory Analyst Perry “Mike” Koussiafes. The potential for fires, explosions, or other hazardous situations for first responders should they encounter these chemicals is what motivates the bureau’s analysts to provide these analyses.

Fire debris analysis, identification of unknown chemicals, and explosives analysis are exclusive to the Chemistry Section. The Imaging Section is where forensic video analysis, photographic/image archiving, and reproduction of records for public or investigatory requests are housed. Our staff consists of the Chief of Forensic Services, two Senior Crime Laboratory Analysts, three Crime Laboratory Analysts, one Forensic Technologist, one Maintenance Mechanic, one Administrative Assistant, and one part-time receptionist.

Evidence from fire and explosions can be some of the most difficult forensic evidence to examine. This is due to the fact that we are attempting to extract and identify a post-burn or post-explosion mixture of chemical residues from a background substrate after it also has burned or has been affected by an explosion. The background substrate often contains a mixture of many of the same compounds as are found in the ignitable liquids or other chemical residues of interest. The difficulty lies in determining what is extraneous (or added by the criminal) and what is inherent to the substrate. Our analysts must have the correct combination of skill, equipment, and knowledge to be able to characterize ignitable liquids or explosive residues.

The key tool in performing all of our analyses is the expertise of our laboratory personnel. All Analysts in the chemistry section have a minimum of Bachelor’s degrees in chemistry or other natural sciences, with a heavy emphasis on chemistry. Most have completed additional graduate level studies with one having a Master’s Degree in Analytical Chemistry and a second with a Doctorate in Analytical Chemistry. All have had additional training from one or more of the following: The National Center for Forensic Science; the Federal Bureau of Investigation; the Bureau of Alcohol, Tobacco, Firearms, and Explosives; American Academy of Forensic Science; the National Fire Academy, and others. Various analytical instruments are required for the variety of chemical tests we need to perform. Our key instrument for fire debris analysis is the gas chromatograph with mass spectrometric detector (GC/MS). For explosives and unknown chemical analysis, rarely will only one analytical test tell the whole story. While we may use the GC/MS on some items we will need to perform testing using our other instruments such as our ion chromatographs with mass spectrometric detector (IC/MS), X-Ray fluorescence spectrometer (XRF), Fourier transform infrared spectrometer (FTIR), Raman spectrometer (Raman), and ion mobility spectrometer (IMS). In addition, various classical wet chemical techniques may be employed.



**Analyst Dr. Dee Ann Turner checking a sequence before initiating GC/MS analysis**



**Analyst Sam Blittman**

In the calendar year 2015 the bureau performed 1,000 chemical analyses related to explosives or unknown hazardous chemicals with 3,314 fire debris sample analyses and 3208 separate quality control/quality assurance analyses. These test the efficiency and quality of the laboratory's extraction, analysis, and interpretation procedures. When a fire debris or explosives sample was submitted to the bureau, the average turnaround time to complete the analysis in 2015 was 8.6 days. All laboratory services are provided to all law enforcement, fire department, or public investigative agencies without charge. Analysts provide expert testimony at deposition or trial on request through a subpoena. Often our analytical reports will be stipulated by all parties or sometimes will be used in plea negotiations and the matter is resolved without trial.

## OUR SERVICES - IMAGING

The bureau's imaging section has multiple duties. First, it is the central archive of digital images of crime scene investigations conducted by the Fire Marshal's Bureau of Fire and Arson Investigations (BFAI). The bureau stores images collected since 1992 when it was the film processing laboratory for BFAI. This archive allows for the retrieval of images and photographs from cases even if the detective who conducted the investigation is no longer with BFAI. When digital cameras were first issued to BFAI in 1998, the bureau transitioned into working with and archiving digital images. Second, the bureau is often requested to provide copies of images or laboratory case files as part of a public records request or subpoena. These may be used to assist

with additional investigations or in the presentation of evidence at trial. These special reproduction requests are performed by Administrative Assistant Pamela Kenon.

Third and last, the bureau has operated a section where forensic video processing may be performed. As video surveillance and recordings have become commonplace, the occasions where video has captured some aspect of a crime has also increased. These videos are often of poor quality or are presented in a confusing multi-camera or multiplexed format. With the assistance of Detective Brock Dietz from the Bureau of Fire and Arson Investigation and Crime Laboratory Analyst Melissa Stephens from BFFEA, the Forensic Video section can de-multiplex, separate cameras, filter, stabilize, and clean the videos so that investigators can review them to determine if information present has value in concluding their investigation.

In our Imaging Section, digital images of crime scenes are transferred from the BFAI server and archived on the secure BFFEA server dedicated to that purpose. The dedicated server is also backed up regularly so that data can be recovered should the main server have a malfunction. Coordination of the archival of images as well as receipt, storage, and return of physical evidence is coordinated by Forensic Technologist Lance Tomkins.

We can also scan conventionally developed photographs into a digital format for archival and processing purposes. The imaging section archived 2195 cases in the calendar year 2015 containing over 218,000 separate images. In 2015, 33 videos were processed by Detective Dietz using our equipment while providing training to Ms. Stephens.



Gas Chromatograph with Mass Detector



Ion Chromatographs with Mass Detector



Pamela Kenon processing records requests

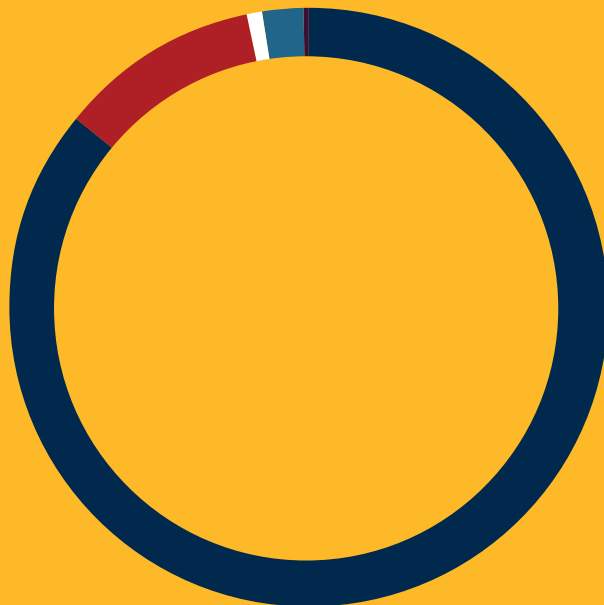


Forensic Technologist Lance Tomkins

## OUR CUSTOMERS

Our customer satisfaction survey was conducted for submitters during the period of July 1, 2014 to June 30, 2015 (which represents our fiscal year). This instrument provides statistics on who submitted samples to the bureau during the survey period. Most evidence requiring chemical analysis was submitted by the Bureau of Fire and Arson Investigations. The bureau additionally received evidence for chemical analysis from Police Departments, Fire Departments, Sheriff's Offices, other State of Florida Agencies, and one federal agency.

### PERCENT OF SUBMISSIONS July 1, 2014 to June 30, 2015



**85.9%** Total BFAI (89 Submitters)

**10.8%** Total Fire (58 Submitters)

**1.0%** Total Police (23 Submitters)

**2.1%** Total Sheriff (22 Submitters)

**0.2%** Total Other State Agency (8 Submitters)

The submissions from Sheriff's Offices are almost exclusively for the identification of hazardous chemicals seized during investigations of clandestine drug (methamphetamine) laboratories. The bureau will not accept either controlled or over the counter drugs to perform drug identifications, but will use its expertise and instrumentation to identify the hazardous, flammable, and potentially energetic materials found in clandestine laboratories. Often the identification of these chemicals is as important in obtaining a conviction as finding the drugs themselves.

Results from our Survey of Customers who submitted samples for analysis or processing from July 1, 2014 to June 30, 2015 is reported below. The survey instrument was sent to 202 customers. A total of 182 (90.1%) responded to portions of the survey relevant to the services they used. A review of the survey responses is posted to the bureau's portion of the State Fire Marshal's website. The responses were very positive and the results of the survey with all of the bureau's services are combined are provided below:

All Services Merged	Percent	Percent	Percent	Percent	Percent
Ranking	V. High	High	Neutral	Low	V. Low
Satisfaction with the work product	61.31%	26.89%	11.48%	0.33%	0.00%
Usefulness of the work product in closing cases	67.67%	20.67%	10.00%	1.67%	0.00%
Impact on investigator or agency if service were lost	67.45%	22.15%	10.07%	0.34%	0.00%
Quality of personal contact with BFFEA Staff	68.44%	21.28%	10.28%	0.00%	0.00%

Because this service is being discovered by police agencies and Sheriff's offices combined with our dedication to a low turnaround more of these agencies are taking advantage of it.

## SUBMITTING SAMPLES

Forensic evidence must be submitted to the bureau either by hand delivery or by a certified carrier (United States Postal Service - registered mail only, Federal Express, United Parcel Service, etc.) Should you need to submit forensic evidence for review please use our submission form available through our portion of the State Fire Marshal's website, [http://www.myfloridacfso.com/SFM/lab/BFEA\\_index.htm](http://www.myfloridacfso.com/SFM/lab/BFEA_index.htm). Please be aware that there are federal as well as courier specific restrictions regarding the shipment of materials.

Specifically, you must also be aware that certain items must be listed as "dangerous goods" and thus have special labeling requirements. Other items may have an "excepted quantities" variation. The bureau has a "Guide" on its website that provides more details on the submission of samples to the bureau.

After the samples are tested and a report is mailed or emailed, forensic evidence submitted to the bureau will be returned to all submitters. BFAI evidence will then either be returned or transferred to a BFAI representative for storage.



## TRAINING & PROFESSIONAL REPRESENTATION

Bureau staff is available to train personnel from other agencies in various aspects of forensic science, digital imaging, and evidence preservation. We are also a training ground for new forensic scientists. Since 1995, we have offered and provided internships to students from various Universities so they can learn forensic science and be exposed to the work and instrumentation required. These internships also help us by providing additional cost workers at no cost to the State to assist in many projects at the bureau while they are here. While many have chosen to work in forensic science laboratories, many have chosen to go on to graduate programs in forensic science and chemistry, medical school, or law school. We have hosted students from:

- Florida State University
- Florida Agricultural and Mechanical University
- University of Central Florida
- Eastern Kentucky University
- University of Wisconsin at Platteville

Our employees contribute to the profession of forensic science through involvement in professional organizations. Often we are more than simply members of the organization and rise to leadership positions. These organizations and leadership positions include:

- The International Association of Arson Investigators (IAAI) - Former Chair of the Forensic Science Committee
- The American Society of Crime Laboratory Directors (ASCLD)
- The American Society for Testing and Materials (ASTM)
- The Technical Working Group on Fire and Explosions (TWGFEX) – Former Facilitator, Chair, and current Vice-Chair

- The American Board of Criminalistics (ABC) - Fellow
- Association of Forensic Quality Managers
- Property and Evidence Association of Florida (PEAF) – Chapter 8 Member of the Year

## ACCREDITATION

The bureau has long insisted on customer service and quality. To enhance this, the bureau identified forensic laboratory accreditation as a major goal. The bureau selected the American Society of Crime Laboratory Director's Laboratory Accrediting Board International (ASCLD/LAB) as the accrediting body which best fit the bureau's goals. Accreditation under the ASCLD/LAB- is the International standard and the International Organization for Standardization's (ISO) Standard for Testing Laboratories #17025 in the forensic sub-disciplines of fire debris analysis, explosives analysis, and analysis of unknowns. The process to maintain accreditation is detailed and time consuming as it requires continual observance and review of all laboratory quality documents: quality manual, standard operating procedures, test methods, compliance manual, training programs, forms, etc. In addition, the bureau regularly completes an internal audit of one to two laboratory sections or processes each month. Senior Crime Laboratory Analyst Perry Michael Koussiafes has been trained and is designated as a "qualified ASCLD/LAB-*International* assessor" until such time as he has participated in an actual assessment.



**AN ASCLD/LAB-International  
ACCREDITED TESTING LABORATORY**  
(SINCE July 20, 2010 in the sub-disciplines of Explosives,  
Analysis of Unknowns and Fire Debris)





# BUREAU OF FIRE & ARSON INVESTIGATIONS



The Bureau of Fire and Arson Investigations (BFAI) is the law enforcement branch of the Division of State Fire Marshal. The core mission of the bureau is: ***“To effectively prevent, discourage, investigate and prosecute arson and arson-related crimes for the protection of Florida citizens and their property.”***

The Bureau of Fire and Arson Investigations has taken an active role in targeting arson for profit rings in the State of Florida. As a result of reporting a fire loss that was of their own creation, perpetrators of these elaborate crimes receive payouts from insurance companies who serve Florida citizens. During 2015, Detectives with our Bureau continued to take an active role in targeting arson for profit rings, we continued an extensive investigation into one such criminal organization and dubbed the investigation “Operation Flames and Floods II.” In February of 2015, this investigation resulted in the arrest of 31 suspects who had defrauded insurance companies out of 6.7 million dollars. We continue to actively investigate organized arson schemes in the state, and anticipate additional arrests in 2016.

During calendar year 2015, the Bureau of Fire and Arson Investigations received 3,486 new requests for investigative assistance from fire departments, law enforcement agencies, federal and state agencies, individuals and insurance companies. This year, the bureau conducted investigations on properties that resulted in estimated losses of nearly

\$200 million. Of this estimated property loss, nearly \$17 million was attributed to the crime of arson. Detectives made arrests in 414 investigative cases in 2015 and 241 of these investigations were classified as “Incendiary” fires. As a result, 511 defendants were arrested for the crime of arson. Holding arsonists accountable for their actions is our goal and this mission is driven by our highly trained Detectives who are experts in the field of arson investigation. The investigative support provided by our skilled Crime Intelligence Analysts and dedicated support staff is second to none and ensures that we continue to reach our goals. We continue to not only meet our mission, but we annually exceed the national average in case clearances. During 2015, our arrest clearance rate for incendiary fires was 31%, which is well above the reported national arrest percentage of 20 percent. This is the result of a perfect combination of experience and conscientious attention to duty driven by the desire to reduce victimization and arson incidents in Florida.

Our Detectives are always striving to bring criminals to justice. Because of his hard work and dedication to the Bureau of Fire and Arson Investigations, Detective Charles Toledo was awarded the Florida Advisory Committee on Arson Prevention (FACAP) Investigator of the year. This award was given for his body of work on Operation Flames & Floods 1 & 2, a multijurisdictional investigation that uncovered millions of dollars of fraudulent insurance claims resulting from arson and water damage



**JOSEPH  
STEADMAN**  
Bureau Chief

at staged scenes all across southern Florida. The investigation resulted in the arrest of dozens of defendants who participated in the illegal and fraudulent activities. It is great to see the hard work of our staff recognized by others in the field of fire investigation.

*The bureau is staffed statewide by 123 members, including: one Chief, two Majors, six Regional Captains, one Special Operations Captain, 17 Lieutenants, 75 Detectives, seven Crime Intelligence Analysts and 13 civilian support personnel. The bureau is under the direction of Chief Joseph Steadman.*



## SPECIAL OPERATIONS SECTION

The Special Operations Section supports field operations and coordinates the following specialty teams:

- 4 Hazardous Device/Explosive Ordnance Disposal Teams (EOD)
- 6 Accelerant Detection K-9 Teams (ADC)
- 1 Explosive Detection K-9 Team (EDC)
- 1 Forensic Investigative Support Team (FIST)
- 10 Computer Voice Stress Analysis Operators (CVSA)
- 1 State Fire Marshal Honor Guard

In addition, the Special Operations Section is responsible for man-made and natural disaster Emergency Support Functions 4 (Firefighting), 9 (Search and Rescue), and 16 (Law Enforcement); the BFAI Training Section; the Crime Intelligence Analyst Unit; regional domestic security funding; wireless communications, logistics, public information, equipment tracking and the monitoring of budget activities. The Special Operations Section is under the direction of Captain Karl Morgan. Captain Morgan can be reached by calling (850) 413-3663.

### TRAINING SECTION

The bureau's sworn law enforcement members are highly trained and qualified in the field of arson detection. Detectives regularly complete investigative processing of fire scenes, determine the origin and cause of fires and explosions, conduct latent investigations, make arrests, execute searches, complete seizures, and provide expert testimony in judicial proceedings. The Training Section is dedicated to developing the skills, knowledge, and service of sworn members. In-service training programs are provided for members to enhance investigative abilities and high liability law enforcement training is provided to ensure safety in these interactions.



Mission Sustainment Vehicle



CPR Training



Firearms Training



Vehicle Fire Training

### COMPUTERIZED VOICE STRESS ANALYSIS UNIT

The Computerized Voice Stress Analyzer (CVSA) with a specially trained operator is thought to be one of the most acceptable, less intimidating, and less intrusive means to verify truthfulness. These units are utilized as a tool to assist with determining truthfulness in criminal investigations performed by the bureau. The bureau has 10 CVSA units and certified operators.

### FORENSIC INVESTIGATIVE SUPPORT TEAM AND STATEWIDE ARSON TASK FORCES

Since the early years of the bureau, the task force concept has been considered the most efficient and effective method of investigating large or complex fire or explosion scenes. In the past, a task force was comprised of available investigators who worked in close proximity to the fire scene. In 2001, the bureau recognized the need to develop and train a specialized team to provide a complete and thorough investigation of large or complex fire and explosion scenes and established the Forensic Investigative Support Team (FIST). The primary objective of FIST is to reduce the occurrence of incendiary fires through effective investigation techniques and the prosecution of those who commit arson. The FIST also provides the necessary personnel to conduct the preliminary investigation to determine the origin, cause, and circumstances of a fire so the resources of the local Bureau offices are not significantly burdened. This is done by providing an immediate and sustained statewide response team to large or complex fires and explosions, where state-of-the-art equipment and the most qualified personnel are used to assist the citizens of Florida at the city, county, or state level.

### HAZARDOUS DEVICE/EXPLOSIVE ORDNANCE DISPOSAL UNIT

The Florida State Fire Marshal's Bomb Squad is comprised of four teams throughout the State of Florida providing rapid responses to hazardous incidents. During 2015, the teams responded to 434 incidents/activities that included render safe operations of suspicious items, disposal of hazardous materials, operational stand-by, and integrated bomb/SWAT responses. SWAT integration with an EOD component has become an increasingly valuable asset to the Unit. SWAT teams continue to rely heavily on specialized robotic

and surveillance equipment provided by our Bomb Squad along with EOD specialists to provide real time intelligence and surveillance in support of ongoing SWAT operations to enhance officer safety.

The team also assists with various domestic dignitary operations including foreign heads of state and the President of the United States. Routinely, the teams are required to provide bomb-related protection at massive spectator venues including NASCAR races, Air Shows, Grand Prix Races, and other heavily attended events. Community outreach and education is also an important mission for the teams statewide. Last year they provided numerous classes to public safety agencies such as Post Blast Investigations, Explosives Awareness, and Improvised Explosives Device Recognition. Additionally, the team hosts educational courses to private sector businesses in the area of bomb threat management and protection. The bureau also works closely with the Florida Department of Environmental Protection Emergency Response Team as well and their "Easy as One" initiative for the disposal of flares, fireworks, and ammunition utilizing the bureau's thermal destruction units. This year for the first time, the team was honored to be represented at the Joint Program Office for Countering Improvised Explosive Devices Raven's Challenge in Florida at Camp Blanding. The event is an annual, interagency exercise with scenarios focused on interoperability capabilities between public safety bomb squads and military explosive ordnance disposal units in operational environments. The exercise is funded by the U.S. Army. Explosives specialists from all over the world attend this exclusive training to hone their skills and ensure seamless integration from various teams in real-world events.

During 2015, the Florida State Fire Marshal's Office Bomb Squad conducted approximately 4,356 hours of EOD activities across the state. Our teams perform these functions in addition to continuing to work their primary job of fire and arson investigations. Team members receive specialized training annually to keep up with emerging crime trends and ever changing technologies and continue to work closely with local, state, and federal partners in the safe resolution of hazardous devices for the citizens of this state.



**First Row L-R: Major Brandon Ball, Detective Raul Vallejo, Detective John Bell, Captain Thomas Bosco**  
**Second Row L-R: Chief Joseph Steadman, Lieutenant Jason Roberts, Detective Scott Bialy**  
**Third Row L-R: Lieutenant Eric Saccasyn, Detective John Young, Detective Shane Gaghan, Detective Chris Scovotto**



Team members during Ravens Challenge National EOD Interoperability Exercise at Camp Blanding  
 First Row L-R: Detective Scott Bialy, Lieutenant Jason Roberts, Detective Raul Vallejo, Detective John Bell, Detective Chris Scovotto, Detective Ben Pineda, Captain Thomas Bosco



Improvised Explosive Device training exercise



Home Made Explosives materials training exercise



Community Outreach with student's EOD Robot demo.



Community outreach with students during Disaster Preparedness week at Tallahassee Regional Airport



Community Outreach with Lieutenant Jason Roberts and Detective Chris Scovotto with EOD equipment and Robot Demo.



Advanced Electronics Training with Regional EOD Team members.



Post Blast Investigations Class students processing evidence debris.



Post Blast Vehicle

## BUREAU OF FIRE & ARSON INVESTIGATIONS K-9 UNIT

### ACCELERANT DETECTION CANINE UNIT (K-9)

In 1998, the bureau implemented an Accelerant Detection K-9 program with financial and technical support from State Farm Insurance Company. The assistance provided by State Farm funds scholarships for training fees, canine acquisitions, lodging during training, chemist certification of canines, and all transportation expenses related to training the teams in Alford, Maine. Arson dogs are trained to detect common accelerants at fire scenes. If the dogs' highly sensitive noses uncover the scent of one of these chemicals, they will signal to their handlers, who will remove a sample to send to a lab for analysis. Arson dogs have been instrumental in the arrest and eventual prosecution of thousands of arsonists and have helped curb rates of this deadly crime that costs hundreds of lives and billions of dollars in property damage a year.



South-Plantation  
K-9 Ember  
Handler-Captain  
Ross Holt  
Canine Commander



North Central-Daytona Beach  
K-9 Penzy  
Handler-Detective  
Amelia Hitchcock



Northeast-Jacksonville  
K-9 Fresca  
Handler-Detective  
David Young



South Central-Lake Wales  
K-9 Booker  
Handler-Detective  
Jeff Batz



Northwest-Panama City  
K-9 Brandon  
Handler-Detective  
Jayson Deese



Northwest-Pensacola  
K-9 Bailey  
Handler-Detective  
Travis Kincaid



K-9 Misty - Retired  
Detective  
Mike Douglas



Explosives Detection  
K-9 Bella  
Detective  
Monty Taylor

## CRIME INTELLIGENCE ANALYSIS UNIT

The Bureau of Fire and Arson Investigations formed the Crime Intelligence Analyst Unit (CIAU) in 1994 to support the enforcement efforts of the bureau in tracking organized criminal activities within the state and to assist Bureau detectives with arson investigations.

The CIAU provides two types of Analysis; Intelligence Analysis – The study of criminal organizations and enterprises to support investigation and prosecution, and Investigative Analysis – Crime scene, psychological, and forensic analysis used in arson cases. Three levels of Analysis are also provided on a daily basis to law enforcement agencies throughout the state: tactical, operational, and strategic.

- Tactical analysis pertains to the day-to-day crime analysis; looking for series, patterns, sprees, and hot spots immediately affecting the arson problem.

- Operational analysis aims to achieve a specific law enforcement outcome. This might be arrests, seizure or forfeiture of assets, or the disruption of criminal activities offering a more immediate benefit.

- Strategic analysis is intended to inform higher level decision making and the benefits are realized over the longer term. It is usually aimed at managers and policy-makers rather than individual detectives.

The CIAU processes information received from a variety of sources, which is collated, verified, classified, stored, and disseminated on a right-to-know, need-to-know basis on criminal activities. All information is processed in a manner consistent with law requiring it to be criminal predicate driven and used to support ongoing investigations. Once processed this information becomes actionable intelligence pertaining to individuals, organized crime groups, emerging criminal groups, public disorder, and terrorist groups suspected of being involved in the actual or attempted planning, organizing, and financing of the crime of arson.

The CIAU is currently comprised of seven (7) certified crime intelligence analysts. These analysts are located statewide with one (1) analyst serving in each of the six regions and one (1) analyst assigned to Headquarters in Tallahassee. The crime intelligence analyst works towards gaining an understanding of who is doing what with whom by their focus on the relationship between persons and organizations involved in illegal and conspiratorial activities. They have the ability to efficiently analyze crime data using state of the art information systems.

The CIAU analysts are carefully screened and selected for their education, skills, and ability to work as a team. Possessing the necessary skills from the start, combined with ongoing training and professional development, ensures that they remain at the highest level of competence.

## CASES OF INTEREST

### NORTH REGION - Tallahassee Field Office



#### SHOE STORE ROBBERY ENDS IN MURDER AND ARSON

The Tallahassee Fire Department requested the assistance of the Florida State Fire Marshal's Office May 13, 2015, to investigate a commercial structure fire located at the business **Exclusive Heat** located on South Adams Street. During the overhaul process, the body of the store owner was discovered burned and bound in the business's bathroom. Detective Brock Dietz's origin and cause investigation revealed multiple separate fires were set within the business. Further observation also revealed a significant amount of missing inventory.

Prior to the structure fire request, the vehicle of the deceased victim was found burned and abandoned on the side of the road in Jefferson County.

Through investigative efforts, information was obtained linking three suspects in possession of the stolen inventory from the business. Interviews were conducted and two of the suspects admitted to their involvement in this incident, as well as the involvement of the third suspect.

As a result of the investigation, two suspects were arrested July 25, 2015, and shortly after a third suspect was located



and arrested by the U.S. Marshal on July 27, 2015. The three suspects were charged with murder, arson, robbery, grand theft auto, and destruction of evidence.

This was a joint investigation with Leon County Sheriff's Office and the Florida State Fire Marshal's Office.

#### LOCAL SCHOOL BUS DRIVER FOUND MURDERED IN HER BURNED HOME

Hamilton County Sheriff's Office requested the assistance of the Florida State Fire Marshal's Office to determine the origin and cause of a fire September 13, 2015, at a residence located at 22nd Blvd., Jennings, Florida. The fire department discovered a doublewide mobile home was fully engulfed by the fire. After the fire was extinguished, the body of the homeowner was discovered in the master bedroom. Detective Christopher Scovotto's investigation revealed the fire started and was intentionally set in the master bedroom. An autopsy confirmed that the homeowner's death was a homicide.

Follow-up interviews with family and friends revealed several witnesses and suspects which revealed information that led to the filing of criminal charges and warrants on two suspects. One suspect was located by the U.S. Marshal and arrested September 17, 2015. A month later, October 19, 2015, the second suspect was also located and arrested by the U.S. Marshal. Both suspects were charged with burglary, arson, and murder.



This was a joint investigation with Hamilton County Sheriff's Office, Florida Department of Law Enforcement, and the Florida State Fire Marshal's Office.

#### FOUR STRIKES YOU'RE OUT!

The State Fire Marshal's Office Bureau of Fire and Arson Investigation (BFAI) detectives were requested to investigate a residential structure fire January 2, 2015, at 2534 Mercedes Ave. in Panama City, Bay County, Florida. The investigation concluded the fire at the single-story family dwelling was arson and caused approximately \$50,000 in damages. BFAI detectives developed a male juvenile subject as a person of interest, but he could not be located.



The following day, BFAI detectives responded to a fire involving the trailer portion of a tractor trailer rig at 2630 Twilight Ave. in Panama City, Bay County. This address is in the same neighborhood as the fire involving the structure on Mercedes Avenue. The intentionally set fire to the trailer caused approximately \$2,500 in damages. While on scene and during the course of this investigation, BFAI detectives found a set of footprints walking away from the burned tractor trailer. They were able to follow the footprints to another part of this property where shipping containers were stored. Detectives discovered a male juvenile subject in the process of starting a fire within one of the shipping containers that caused \$350 in damages. The detectives then discovered a separate fire in another shipping container, which caused \$1,250 in damages. This juvenile subject was later identified as the same subject of interest in the structure fire on Mercedes Avenue. During questioning, the subject confessed to starting all four fires and was later arrested and charged with burglary and arson.

subsequent fire caused massive overall damage to the single-wide mobile home, and the fire extended to a neighboring residence causing substantial damage to that home as well. The fire scene examination revealed the remains of several large 20-pound propane cylinders and numerous smaller 16 ounce propane bottles throughout the residence. This was in addition to many metal gasoline containers found throughout the home. Investigation revealed a burn pattern with a protected area located on the kitchen range top with similar dimensions as the base of the gasoline containers. The victim was located underneath the mobile home in the prone position with his legs protruding out of the crawlspace door. A medical examination revealed the presence of trauma to the victim's head and the victim was later identified as the registered property owner of the structure. Based on correspondence recovered from the victim, along with evidence present at the fire scene, the victim staged the mobile home with large amounts of gasoline and propane in pressurized cylinders. He then set fire to the south end of the mobile home and crawled partially underneath the mobile home where he eventually took his own life.



### FLARE CURIOSITY

The State Fire Marshal's Office Bureau of Fire and Arson Investigations Explosive Ordnance Disposal Detectives were requested to investigate a reported injury to a homeowner involving a flare June 6, 2015, that occurred at 923 Coronado Drive in Gulf Breeze, Santa Rosa County. The homeowner, and subsequent victim, stated that he discovered a set of flares in his shed, which appeared to have been left by the



### NAVARRE MOBILE HOME EXPLOSION / FATALITY

The State Fire Marshal's Office Bureau of Fire and Arson Investigations detectives were requested to investigate a structure fire May 26, 2015, at 2150 Colonial Ave. in Navarre, Santa Rosa County. During the scene examination, detectives observed large sections of the single-wide mobile home located approximately 180 feet away from the scene with smaller pieces found in the surrounding area's trees about 100 feet away from the scene. The explosion and

previous owners. The homeowner wanted to see how the flares worked. When the flare functioned, the subject's hand was injured and a small fire started on his wooden deck. A neighbor extinguished the fire and the subject's wife transported him to a local hospital. He lost one finger and two others were broken as a result of this incident. The remaining flares were removed from the shed by EOD detectives.

### E-CIG EXPLOSION

The South Walton County Fire District requested the State Fire Marshal's Office Bureau of Fire and Arson Investigations assistance July 29, 2015, to the scene of an explosion located at The Beach House Condos at 675 Scenic Gulf Drive in Miramar Beach. One person with severe head and mouth trauma was transported for injuries related to an explosion incident. The investigation concluded that the injuries occurred when the electronic cigarette, which the subject had in his mouth, exploded. The subject continues to receive treatment for his injuries.



## NORTHEAST REGION

### PECAN PARK FLEA MARKET FIRE

The Jacksonville Fire and Rescue Department responded to a report of heavy smoke coming from a building April 6, 2015, at the Pecan Park Flea Market. This was a four alarm fire that resulted in the response of 20 engine companies and a total of 40-50 fire vehicles, eventually resulting in the request for assistance from the State Fire Marshal's Office. The Jacksonville Field Office and two members from ATF's National Response Team worked the scene revealing the fire originated in the food court and kitchen. The estimated damage as a result of the fire was over \$3 million.



### MURDER AND ARSON IN CLAY COUNTY

Clay County Fire Department responded to a burning van December 15, 2015, in a remote area of the Jennings State Forest. During the extinguishment procedures they discovered a body within the vehicle. The State Fire Marshal's Office, the Clay County Sheriff's Office, and the Florida Department of Law Enforcement's assistance were





requested. The scene investigation determined that the fire was intentionally set, and the death investigation was ruled a homicide. A subsequent investigation conducted by the Clay County Sheriff's Office developed two possible suspects in this case. The suspects were identified as husband and wife Joseph Lloyd White and Bobbie Lee White both of whom were known associates of the victim. The suspects confessed to their alleged crimes and were arrested by the Clay County Sheriff's Office. They were charged with murder, arson, armed robbery, burglary, and possession of a controlled substance.

### MURDER AND ARSON IN GAINESVILLE

Gainesville Fire Department requested the assistance of the State Fire Marshal's Office March 4, 2015, at the scene of a residential structure fire involving one fatality. The fire was located at 1921 SW Eighth Drive, Gainesville, Florida. The victim was identified as the sole occupant of the home, and the fire investigation revealed the fire was intentionally set. An autopsy determined that the death was a homicide. The Gainesville Police Department was able to develop probable cause to arrest Stephen Underwood, Jr. A grand jury was convened to consider the five charges placed against the defendant in this case, which consisted of: first degree murder, first degree arson, burglary of an occupied dwelling, grand theft, and tampering with evidence. Investigators from Gainesville Police Department and the State Fire Marshal's Office were called to testify before the grand jury and following their testimony, the grand jury returned indictments on all five counts.



## NORTH CENTRAL REGION

### ORLANDO SUMMERTIME LIGHTNING STRIKE FIRE CAPTURED ON PHONE

Orange County Fire Rescue requested assistance with a structure fire July 5, 2015 that occurred in the Avanti Resort on International Drive in Orlando, FL. According to witnesses, lightning struck the roof top near the center of one of the resort's buildings. A witness photographing the rain captured the strike as it hit. Successful efforts from the hotel staff and firefighters prevented injuries from occurring.



### ARSON TO A MASONIC LODGE

Gilchrist County Fire Department requested the assistance of the State Fire Marshal's Office at the scene of a structure fire June 1, 2015, involving the Trenton Masonic Lodge. The scene investigation revealed the fire was intentionally set, and the building and contents were a total loss. The Trenton Police Department, along with the State Fire Marshal's Office, were able to develop probable cause to arrest Jonathan William Harrell on burglary and arson charges.



### ROCKLEDGE POLICE VEHICLE FIRE

Rockledge Fire and Police Department requested the Bureau of Fire and Arson Investigations June 27, 2015, to investigate a fire to a RPD patrol vehicle, boat, and home of an off-duty RPD officer. Detective Jeff Ruland conducted the investigation and discovered a fire that occurred underneath the officer's home. The set fire included a 20-pound LP tank that was suppressed by a melted water line. No injuries were sustained and the family was able to escape safely. A joint investigation was conducted and a local juvenile suspect was discovered. As a result, the suspect confessed his involvement in approximately twelve (12) trash and fence fires in that area within the past year.



### MELBOURNE, FL MILITARY VETERAN STRUCTURE FIRE

The Melbourne Fire Department requested the investigative expertise of the Bureau of Fire and Arson Investigation at a structure fire. The investigation revealed the subject committed suicide via a gun-shot wound to the head after setting four fires in the residence. Three samples came back positive for gasoline. The subject was a U.S. Air Force and Army veteran suspected of suffering from PTSD. Multiple weapons were found in the house, including a tactical vest and a gas mask.



### SOUTH CENTRAL REGION - Ft. Myers Field Office

#### BARBER SHOP FEUD ENDS IN ARSON

Detective Ed Blanco conducted an origin and cause investigation of a commercial structure fire (Barber Shop) on Metro Parkway in Ft. Myers February 15th, 2015, at the request of the South Trail Fire Department. Based on his investigation, Det. Blanco determined that the fire was incendiary in nature. Flammable liquid was poured within the interior of the barber shop and ignited. Through an extensive investigation, Det. Blanco identified a suspect as Robert Fusner, an employee of the barber shop who was angry at his boss. It was later determined that Fusner fled the state

to avoid arrest. Blanco obtained an arrest warrant for Fusner and worked with the U.S. Marshal's Service in an attempt to locate him. Fusner was arrested March 25, 2015, based on Blanco's warrant by the U.S. Marshals in Ohio, and was later found guilty of arson.



### SOUTH CENTRAL REGION-Lake Wales Office



#### ROBBERY AND HOMICIDE ENDS IN GUNFIRE AND MULTI-STATE CHARGES, LONDON INN MOTEL, LAKE WALES, FL

Lake Wales Fire Rescue and Police Department responded to a fire January 17, 2015, at the London Inn Motel on U.S. Highway 27 in Lake Wales, FL. Lake Wales PD officers made contact with the motel owner (victim) who had lacerations

and burn injuries on his face and head. The victim advised that a white male and white female, both of which had been staying at the motel for a short time, had forced their way into the motel office and the victim's adjacent apartment. A struggle ensued during which the victim was injured and the suspects bound him with cut electrical cords that he was later able to free himself from. The suspects took jewelry and cash from the victim's apartment and set multiple fires as they fled the scene, stealing the victim's car. Detective Roberta Case's origin and cause investigation revealed that multiple non-communicating fires were set. The owner/victim was transported to Tampa General Hospital for treatment of life-threatening injuries.

Three suspects were arrested January 20, 2015, in Ascension Parish, Louisiana after allegedly committing a carjacking, theft, home invasion, and attempted murder of a Law Enforcement Officer (deputy sheriff). The deputy was shot while responding to a shoplifting call by the previously unknown third suspect but the Ascension Parrish Deputy was expected to recover fully from his injuries. As a result of the similarities found in this case and the London Inn Motel case, all three suspects were interviewed by Florida authorities and warrants were later signed for their arrests. Extradition to Florida is pending from Louisiana at the conclusion of their trials and sentencing. Currently arrested are: John Wesley McMullen, Jennifer Deere, and Chadwick Schwender.

The victim from the London Inn Motel incident died March 31, 2015, as a result of the injuries incurred from his attack. Warrants have been updated to reflect the charges of First Degree Murder, First Degree Arson, First Degree Burglary, Kidnapping, Robbery with a Firearm, and Grand Theft. This was a joint investigation with the Lake Wales PD, Polk County SO, and the Florida State Fire Marshal.



**SOUTH CENTRAL REGION-Tampa Office**

**GASOLINE VAPOR EXPLOSION-FATALITY**

Sarasota County Fire Rescue (SCFR) responded to an explosion and structure fire February 26, 2015, on Cork

Oak St. in Sarasota. Detectives Noyas, Gaghan, and Batz responded and began a coordinated effort at examining the scene. Reconstruction of the scene revealed the garage as the room of origin. A 2009 Honda Ridgeline was parked within the garage that was heavily damaged by fire and within it was the remains of a deceased male, the home's owner/occupant. Further examination of the scene revealed this was a vapor explosion that resulted in full fire involvement of the residence.

The deceased male inside the vehicle apparently had an argument with his spouse earlier in the evening and was extremely intoxicated. The wife left the residence and the decedent told her to take a good look because she would see the house burned to the ground the next time she saw it.

Mechanical damage to the Honda Ridgeline indicated the vehicle was driven into the back wall of the garage at some point prior to the explosion. In addition, gasoline was poured in the entire enclosed garage area including the vehicle. The decedent at some point entered the back seat area of the Honda and shot himself in the head with a power-actuated nail gun, which resulted in a massive vapor explosion that hurled portions of the garage door and roof some 200 feet away from the premises.

Medical Examiners initial findings are that the decedent died from smoke inhalation.



## SOUTH REGION

### EXPLOSION AT CONDOMINIUM

The Miami-Dade Fire Rescue Department requested the assistance of the State Fire Marshal's Office October 2, 2015, to the scene of an explosion within a condominium structure in Sunny Isles, FL. Detective Galan, the Miami-Dade Fire Investigator, and the State Fire Prevention Investigators Deputy Boiler Inspectors were able to confirm that natural gas was the fuel source of the explosion. The origin/heat source was determined to be the far east boiler in the room with the far west boiler as the secondary explosion event. Several civilians and firefighters were injured as a result of the incident.



### GROW HOUSE

The Miami-Dade Fire Rescue requested the investigative assistance of the State Fire Marshal's Office September 19, 2015, in reference to a residential structure fire. The State Fire Marshal's Office New Holland was requested to remove large sheet metal and roofing materials in order to secure the scene and ensure that a safe investigation could take place. Evidence of a grow house was identified during initial fire scene observations and hydroponic lamps were found in the area of origin as well.



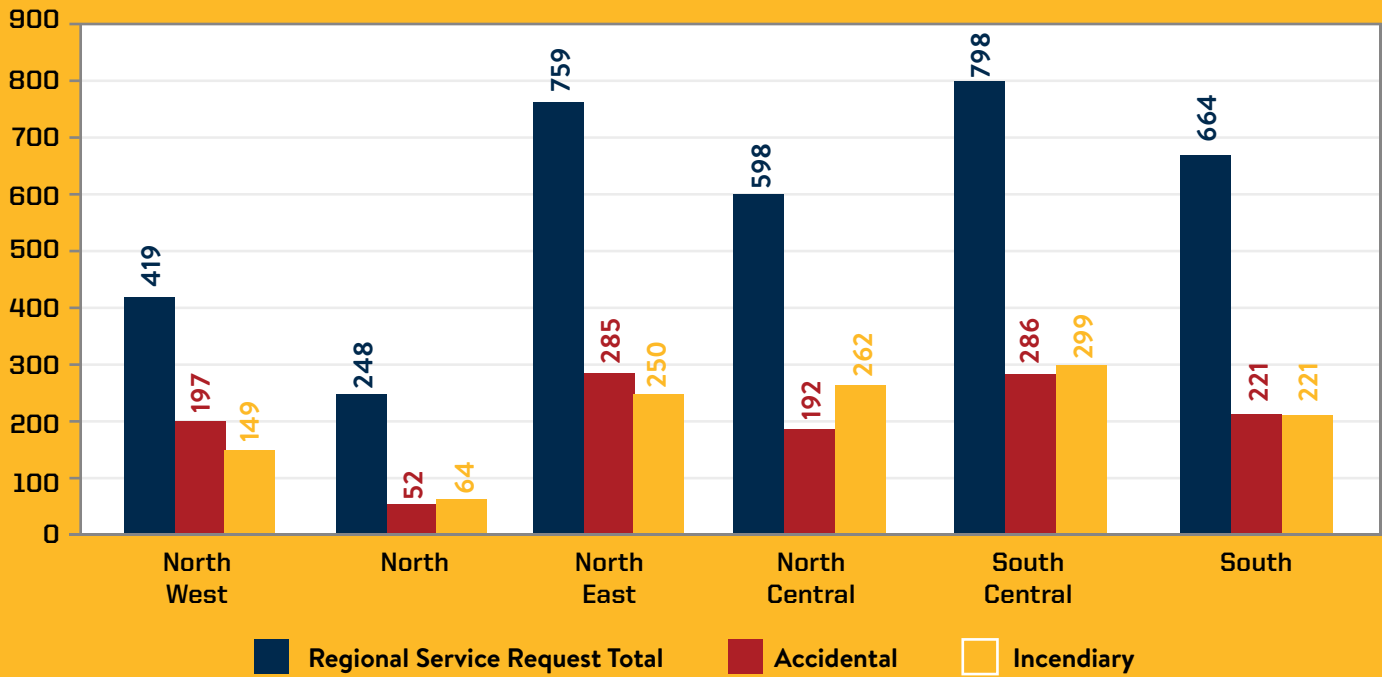
# BUREAU STATISTICS

During the calendar year 2015, the Bureau of Fire and Arson Investigations received 3,486 new requests for investigative assistance from fire departments, law enforcement agencies, federal and state agencies, individuals, and insurance companies.

Investigative responses are classified according to type of incident:

Attempted Fire	17	Miscellaneous – EOD	90	Explosion	27
Miscellaneous – Other	295	Fire	3,057		

## OVERVIEW OF 2014 BUREAU STATISTICS

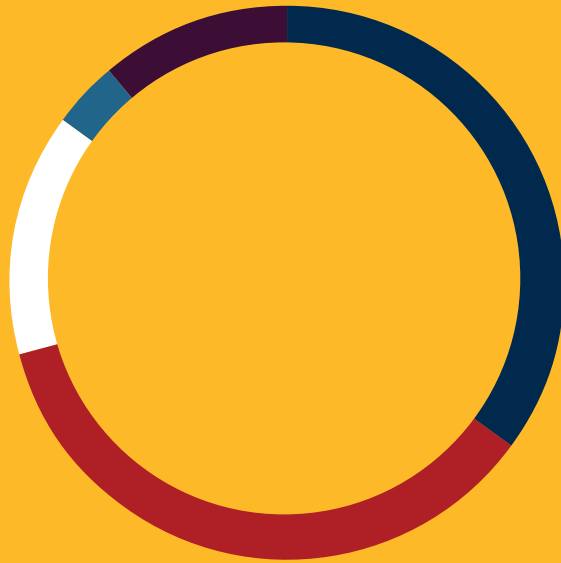


This year, the bureau conducted investigations on properties that resulted in estimated losses of \$178,438,611.00. Of this estimated property loss, \$16,097,524.00 was attributed to the crime of arson.



The bureau classifies their investigative findings as **Incendiary**, **Accidental**, **Undetermined** or **Not Applicable**. An **Incendiary** fire is defined as “a willfully and unlawfully set fire.” A **Not Applicable** finding is used when an investigation involves a non-fire related incident such as outstanding warrants, suspicious packages, or other non-fire requests for assistance.

## 2015 INVESTIGATIONS- CAUSES REPORTED



**35%** Accidental

**36%** Incendiary

**14%** Undetermined

**4%** Under  
Investigation

**11%** Not Applicable

## 2015 TYPES OF INCIDENTS INVESTIGATED



**23%** Vehicle

**59%** Structure

**18%** Other

## ARRESTS

The bureau’s sworn law enforcement personnel made arrests in 414 investigative cases in 2015, resulting in the arrest of 511 defendants. This information is based on an arrest date occurring in 2015, and often includes on-going investigations from previous years, not just cases initiated in 2015. Of the 414 cases with arrests, 241 of these investigations were classified as “Incendiary” fires and resulted in the arrest of 294 defendants. This represents an arrest clearance rate for incendiary fires of 31 percent, which is above the reported national arrest percentage of 20 percent. Charges against the perpetrator(s) included: arson, burning to defraud the

insurer, false/fraud insurance claim, murder/arson, grand theft, criminal mischief, and possession/placement/discharge of a destructive device, along with other related crimes.

In addition to arrests made in association with “Incendiary” fire cases, our sworn investigators often encounter situations that may result in additional arrests that are not associated with arson-related crimes. (I.e. burglary, fraud, assault, probation violation, drug/drug paraphernalia and wanted persons). Bureau detectives arrested 217 defendants for these types of criminal activities.



# FIELD OPERATIONS

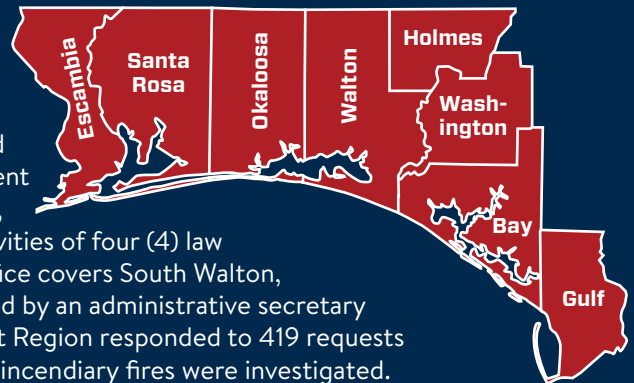


## DISTRICT 1

Major Mark Trammel is the Commander of Field Operations for District One, which is comprised of three geographic regions (Northwest, North, and Northeast). Major Trammel is headquartered in Tallahassee and can be contacted by phone at (850) 413-3669.

### NORTHWEST REGION

The Northwest Region is under the command of Captain Kevin Fiedor. The region has two field offices that service the eight westernmost Florida counties, totaling 6,064 square miles. Lt. David O’Dell supervises the Pensacola office. He and six (6) law enforcement detectives cover calls for service in Escambia, Santa Rosa, Okaloosa, and North Walton Counties. Lt. Thomas Barron coordinates the activities of four (4) law enforcement detectives assigned to the Panama City office. This office covers South Walton, Bay, Holmes, Washington, and Gulf Counties. The region is supported by an administrative secretary and a crime intelligence analyst located in Pensacola. The Northwest Region responded to 419 requests for service this year. Of those requests, 197 accidental fires and 149 incendiary fires were investigated.



Pensacola Office: (850) 453-7803  
 Panama City Office: (850) 747-5888

Counties of Assignment: Escambia, Santa Rosa, Okaloosa, Walton, Bay, Holmes, Washington, and Gulf.

Specialized Units: Explosive Ordinance Disposal Team (EOD), Accelerant Detection Canine Team (ADC), Computer Voice Stress Analyzer (CVSA), and Crime Intelligence Analyst (CIA).

### NORTH REGION

The North Region is under the command of Captain Thomas Bosco. The region is comprised of thirteen (13) counties covering 9,719 square miles. The field operations of the region’s six (6) detectives are coordinated by Lieutenant Jason Roberts. The region has one (1) administrative secretary and one (1) crime intelligence analyst. The North Region responded to 248 requests for service this year. Of those requests, 52 accidental fires and 64 incendiary fires were investigated.



Tallahassee Field Office: (850) 413-3900

Counties of Assignment: Calhoun, Franklin, Gadsden, Hamilton, Jefferson, Jackson, Lafayette, Leon, Liberty, Madison, Suwannee, Taylor, and Wakulla

Specialized Units: Explosive Ordinance Disposal Unit (EOD), Computer Voice Stress Analyzer (CVSA), Accelerant Detection Canine (ADC) Team, and Crime Intelligence Analyst (CIA).

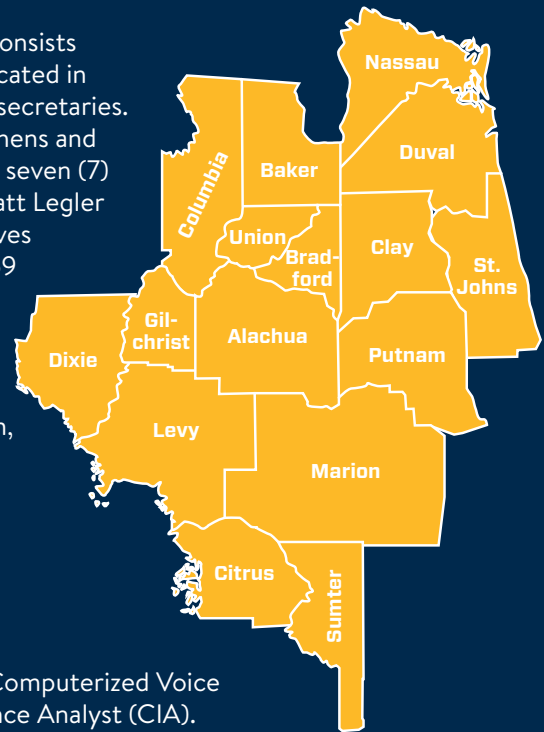
### NORTHEAST REGION

The Northeast Region is under the command of Captain Phil Roman and consists of fourteen (14) counties. The region is divided into two (2) field offices located in Jacksonville and Ocala. Both field offices are supported by administrative secretaries. The region has one (1) crime intelligence analyst. Lieutenants Robert Stephens and Ernest Cooper lead the Jacksonville squads of eight (8) detectives serving seven (7) counties. The Ocala Field Office is under the supervision of Lieutenant Matt Legler and serves nine (9) counties. There are seven (7) law enforcement detectives assigned to the Ocala Field Office. The Northeast Region responded to 759 requests for service this year. Of those requests, 285 accidental fires and 250 incendiary fires were investigated.

Jacksonville Field Office: (904) 798-5804  
 Counties of Assignment: Baker, Bradford, Clay, Duval, Nassau, Putnam, and St. Johns.

Ocala Field Office: (352) 369-2801  
 Counties of Assignment: Alachua, Citrus, Columbia, Dixie, Gilchrist, Levy, Marion, Sumter, and Union

Specialized Units: Accelerant Detection Canine (ADC) Team, Computerized Voice Stress Analyzer (CVSA), and Crime Intelligence Analyst (CIA).



## DISTRICT 2

Major Brandon Ball is the Commander of Field Operations for District Two, which is comprised of three geographic regions (North Central, South Central, and South). Major Ball is headquartered in Lake Wales and may be contacted by phone at (863) 679-4185.

### NORTH CENTRAL REGION

The North Central Region is under the command of Captain Jason Herrman and consists of seven (7) counties. The Orlando Field Office is under the supervision of Lieutenant Cynthia Campina, and Lieutenant Paul Paterson leads the Daytona Beach Field Office. Both field offices are supported by administrative secretaries. The Orlando Field Office covers a three county territory and is supported by nine (9) law enforcement detectives. The Daytona Beach Field Office covers a four (4) county area and is supported by five (5) law enforcement detectives. The North Central Region responded to 598 requests for service this year. Of those requests, 192 accidental fires and 262 incendiary fires were investigated.

Orlando Field Office: (407) 893-3654  
 Counties of Assignment: Orange, Osceola, and Lake

Daytona Beach Field Office: (386) 323-0904  
 Counties of Assignment: Brevard, Seminole, Volusia, and Flagler

Specialized Units: Computer Voice Stress Analyzer (CVSA), Crime Intelligence Analyst, and Accelerant Detection Canine (ADC) Team.





**SOUTH CENTRAL REGION**

The South Central Region is under the command of Captain Tammy White and consists of thirteen (13) counties, totaling 11,568 square miles. The region is comprised of field offices in Tampa, Lake Wales, and Ft. Myers.

The Tampa Field Office is under the supervision of Lt. Eric Saccasyn and is supported by seven (7) law enforcement detectives, an administrative secretary, and a crime intelligence analyst with a service area of six (6) counties. The Lake Wales Field Office is supervised by Lt. Stacy McIntyre and is supported by six (6) law enforcement detectives and an administrative secretary with a coverage area of four (4) counties. The Ft. Myers Field Office is supervised by Lt. Joseph Minervini and is supported by five (5) law enforcement detectives and an administrative secretary with a coverage area of three (3) counties. The South Central Region responded to 798 requests for service in 2015. Of those requests, 286 fires were classified as accidental and 299 were classified as incendiary. The SC Region Bomb Squad (EOD Team) responded to 74 requests for service.



Tampa Field Office: (813) 972-8604  
 Counties of Assignment: Hernando, Hillsborough, Manatee, Pasco, Pinellas, and Sarasota.

Lake Wales Field Office: (863) 679-4180  
 Counties of Assignment: Polk, Highlands, Hardee, and DeSoto.

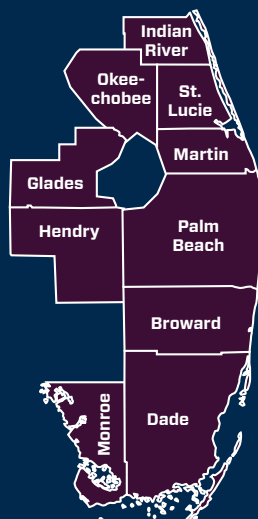
Ft. Myers Field Office: (239) 278-7525  
 Counties of Assignment: Charlotte, Collier, and Lee.

Specialized Units: Computerized Voice Stress Analyzer (CVSA), Explosive Ordinance Disposal Team (EOD), Accelerant Detection Canine Team (ADC), Explosives Ordinance Disposal Canine Team (EODC), a Criminal Intelligence Analyst Supervisor (CIAS), and a Criminal Intelligence Analyst (CIA).

**SOUTH REGION**

The South Region is supervised by Captain Ross Holt and consists of ten (10) counties with offices located in West Palm Beach, Miami, and Plantation.

The Plantation Field Office is under the supervision of Lieutenant Gregory Gilkey and consists of six (6) law enforcement detectives responsible for providing service to Broward County. The West Palm Beach Office has three (3) law enforcement detectives under the direction of Lieutenant Anthony Stafford that are responsible for providing service to seven (7) counties. The Miami Office has four (4) law enforcement detectives under the control of Lieutenant Edwin Tapanes that are responsible for providing service to two (2) counties. The South Region responded to 664 requests for service this year. Of those requests, 221 accidental fires and 221 incendiary fires were investigated.



Plantation Field Office: (954) 321-3704  
 Counties of Assignment: Broward

West Palm Beach Office: (561) 640-6704  
 Counties of Assignment: Glades, Hendry, Indian River, Martin, Okeechobee, Palm Beach, and St. Lucie

Miami Field Office: (954) 321-3704  
 Counties of Assignment: Dade and Monroe

Specialized Units: Computerized Voice Stress Analyzer (CVSA), Criminal Intelligence Analyst (CIA), and an Accelerant Detection Canine (ADC) Team.



# FLORIDA FIRE INCIDENT REPORTING SYSTEM



Established under Florida Statute 633.136 within the Division of State Fire Marshal, the Florida Fire Incident Reporting System (FFIRS) Section is responsible for establishing and maintaining an electronic database and communication system. The section is tasked with receiving fire and emergency incident information from local fire departments; preparing and disseminating annual reports to the Governor, Senate President, Speaker of the House of Representatives, fire protection agencies, and the public.

The section also provides state and federal agencies with fire and emergency response data, establishes procedures and a reporting format for each state and local fire protection agency, also uses an electronic information database to help protect the citizens, and fire and emergency responders of the State of Florida.

The section manages FFIRS in conjunction with the National Fire Incident Reporting System (NFIRS). The state program manager sits on the board of the National Fire Information Council (NFIC), which is committed to enhancing public safety through the collection and dissemination of timely, accurate and useable fire-related and emergency response information. Their vision is to be the leading subject matter experts for NFIRS and their goal is to encourage every fire service organization's participation in the NFIRS program.

Information is based primarily on data submitted from local fire service

agencies and each Bureau within the Division of State Fire Marshal, which are the original sources of over 2.75 million individual fire and EMS incident reports throughout Florida in 2015. The Division also uses privileged information obtained from the Florida Forest Service (FFS) and the Florida Department of Health (DOH). Their data provides FFIRS information on Florida county wildfire statistics and civilian fire related deaths.

Although FFIRS is a voluntary program, the section has maintained a 94 percent reporting percentage over the last five years, thanks to the support and efforts of the Division of State Fire Marshal (DSFM), the Fire & Emergency Incident Information System Technical Advisory Panel (FEIISTAP), and fire service professionals at the state and local level. The FEIISTAP members are appointed by the State Fire Marshal to assist the Division with program improvements. In making appointments, the State Fire Marshal considers geography, population, and other factors, offering representation to the entire state rather than any particular region. The 15 required members include: one from DOH, one from FFS, and 13 others from the Firefighters' Employment, Standards, and Training Council. Their combined input is used to improve efforts in reducing the state's fire problem and making Florida a safer place. The section is staffed by Dalfnie Burt—Records Specialist, and Dr. Xia Xu—Statistician II.

The United States Fire Administration (USFA) Data Entry Tool Software



**WAYNE WATTS**  
Program Manager

is available to *National Fire Incident Reporting System* users and is accessible from the NFIRS website, [www.nfirs.fema.gov/webtools](http://www.nfirs.fema.gov/webtools). Access to the tools is still granted through user accounts, and the accounts are still created and managed by your state NFIRS program manager. Join the Division of State Fire Marshal and FFIRS in its endeavor to Fight Fires with Facts! If assistance is needed, please contact FFIRS at (850) 413-3698 or [ffirs@myfloridacfo.com](mailto:ffirs@myfloridacfo.com).





# CIVILIAN DEATHS FROM FIRES



## Department of Health, Vital Statistics Section

The following civilian fire death statistics are based on death certificates received from the 24 Regional Medical Examiner offices in the State of Florida, identifying the underlying or sub-causes of fire-related deaths. The Department of Health (DOH), Office of Vital Statistics, then applies the proper codes for the cause of death, using codes defined by the tenth revision of the International Classification of Disease (ICD).

Based on the National Fire Protection Association (NFPA), fire deaths and only fire deaths are primarily identified by the code range for accidental fire exposure X00-X09. The X00-X09 range includes most, but not all, fire deaths. The code refers to uncontrolled vs. controlled building/structure or non-building/structure fires. Using these guidelines, the State of Florida had a total of **138** civilian fire deaths.

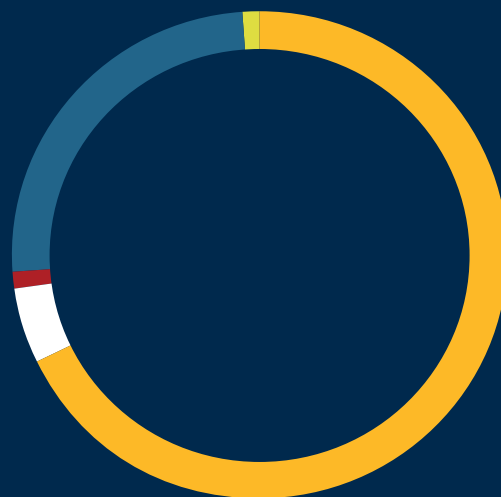
Deaths due to homicides (X97) and suicides (X76) involving smoke, fire or flames, pathological fire-setting (F63.1), discharge of fireworks (W39) and exposures to smoke, fire

or flame with undetermined intent (Y26) are not included in the NFPA standards, but are included by Consumer Product Safety Commission (CPSC), Tri-Data and the United States Fire Administration (USFA) when performing state-by-state analysis. Utilizing the five additional categories based on their methodology, the State of Florida civilian fire fatalities would increase to **156** (an additional **11.5%**).

Excluded from NFPA, CPSC, Tri-Data and USFA analyses are fire deaths in vehicles, which would increase the civilian fire deaths in 2015 to **205** (an additional **23.9%**). The State of Florida has included in its analysis deaths due to explosions (code range W35-W40), intentional self-harm by explosive materials (X75), assault by explosive materials (X96) and contact with explosive materials, undetermined intent (Y25). These deaths are not readily identifiable in the DOH Vital Statistics Database. The additional 8 categories bring Florida civilian fire and explosion fatalities to **215** (a further increase of **4.6%**).

# CIVILIAN DEATHS FROM FIRES BY PROPERTY USE

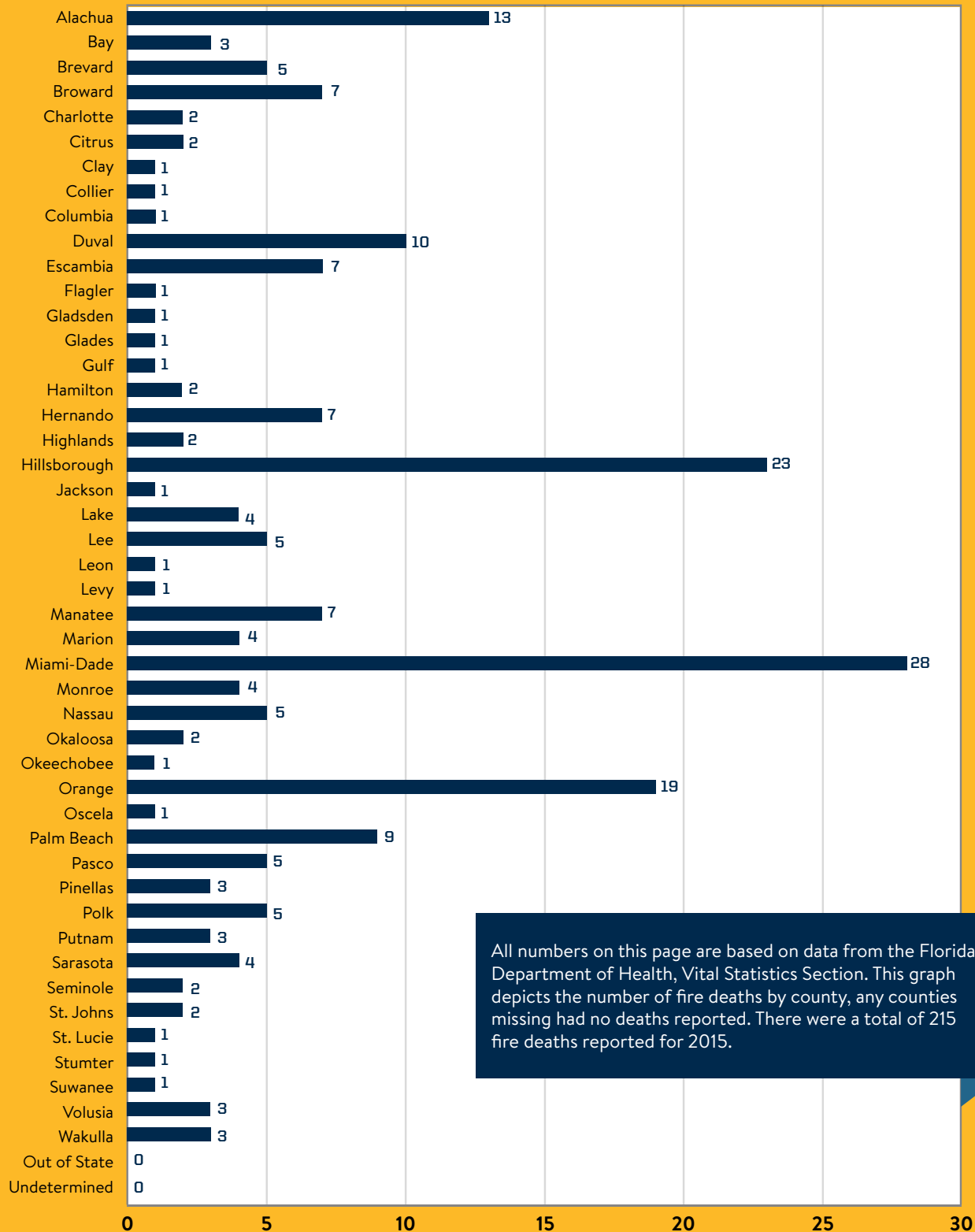
The following graph depicts **215** civilians that died in 2015 from fire related incidents based on data received from the Department of Health, Vital Statistics Section. This represents a **35.3%** increase in total fire related deaths compared to 2014.



- 68%** Residential
- 5%** Industrial
- 1%** Mercantile
- 25%** Outside/Other
- 1%** Public
- 0%** Undetermined/None



# CIVILIAN DEATHS BY COUNTY

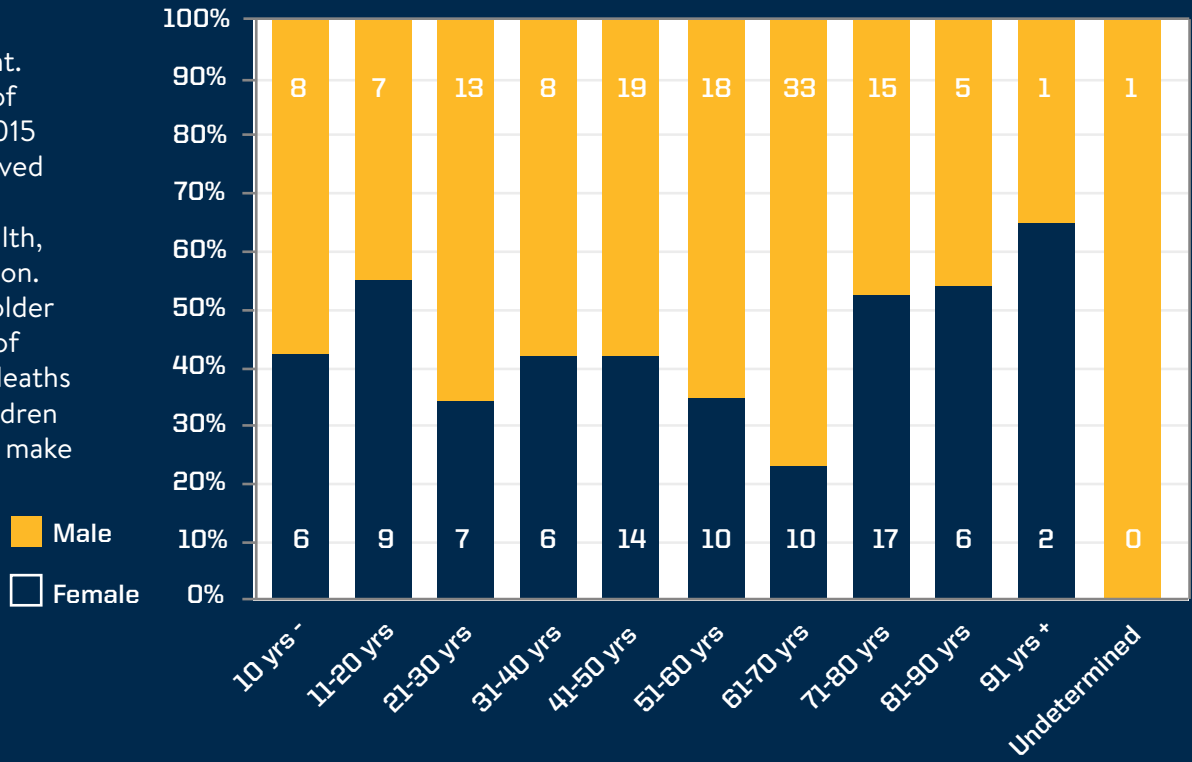




# CIVILIAN DEATHS BY AGE AND GENDER

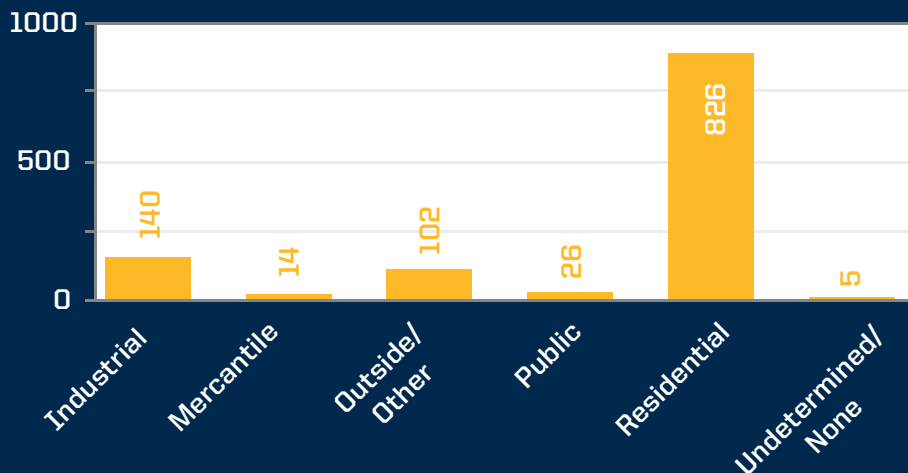


Fire education is extremely important. There were a total of 215 fire deaths in 2015 based on data received from the Florida Department of Health, Vital Statistics section. People age 41 and older account for **70.2%** of Florida's reported deaths from fire. Small children under the age of 10 make up over **6.5%**.



# CIVILIAN INJURIES FROM FIRES BY PROPERTY USE

During 2015, **1,113** civilians were injured based on data received from Florida fire departments. Residential properties continue to have the greatest number of fire injuries among structure fires. Each year, many factors contribute to the number of fire-related injuries, but cooking remains one of the most prominent factors with **67%** of residential property fires originating in the kitchen.





# FLORIDA COUNTIES FIRE

Counties	Structure Fires	Vehicle Fires	Other Fires	Exposures	Total Fires	Rescue EMS	Other Calls	False Alarms
Alachua	208	133	332	4	677	31,671	4,928	2,093
Baker	27	27	49	0	103	1,471	409	34
Bay	186	102	288	2	578	13,255	4,569	1,546
Bradford	19	12	61	2	94	1,328	386	73
Brevard	315	234	864	14	1,427	95,277	16,607	3,159
Broward	1,374	762	1,335	28	3,499	200,779	63,121	17,918
Calhoun	15	7	38	0	60	290	128	8
Charlotte	96	71	315	18	500	24,461	7,630	797
Citrus	110	71	198	6	385	8,609	3,741	436
Clay	87	65	192	7	351	14,766	2,960	554
Collier	122	99	342	2	565	19,991	5,977	2,823
Columbia	40	53	111	11	215	2,434	890	167
Desoto	25	21	159	0	205	3,225	567	178
Dixie	43	22	66	0	131	838	297	32
Duval	442	418	848	3	1,711	53,476	19,698	5,420
Escambia	273	145	639	29	1,086	10,306	5,733	2,238
Flagler	69	43	176	3	291	15,840	7,820	685
Franklin	1	0	7	0	8	36	54	3
Gadsden	73	51	118	1	243	580	2,113	274
Gilchrist	13	15	49	0	77	996	445	23
Glades	9	3	22	0	34	237	87	1
Gulf	13	5	26	0	44	128	58	7
Hamilton	27	31	63	0	121	325	338	27
Hardee*	0	0	0	0	0	0	0	0
Hendry	71	31	270	0	372	4,216	4,704	285
Hernando	115	71	176	1	363	24,596	5,807	968
Highlands	59	39	220	4	322	4,868	1,347	348
Hillsborough	743	526	1,345	11	2,625	102,901	16,242	7,223
Holmes	17	9	31	3	60	119	127	15
Indian River	95	71	280	7	453	22,344	1,891	1,225
Jackson	90	49	79	0	218	7,123	611	161
Jefferson	16	19	44	3	82	161	259	68
Lafayette	1	2	0	0	3	0	2	0
Lake	264	132	512	14	922	34,231	9,736	2,047
Lee	408	319	1,042	34	1,803	69,188	22,517	5,290
Leon	454	141	379	33	1,007	15,321	6,408	2,224
Levy	26	20	142	0	188	3,188	469	53
Liberty	2	1	2	0	5	2	5	0

# & NON-FIRE TOTALS



Total Incidents	Add Mutual Aid Given	Total Responses	Total Dollar Loss	Civilian Injuries	Firefighter Injuries
39,369	883	40,252	\$5,813,920.00	4	1
2,017	221	2,238	\$604,349.00	3	2
19,948	568	20,516	\$5,163,135.00	8	2
1,881	441	2,322	\$269,183.00	2	1
116,470	1,831	118,301	\$207,284,382.00	13	32
285,317	6,715	292,032	\$33,474,652.00	94	143
486	8	494	\$1,161,700.00	0	0
33,388	214	33,602	\$4,062,256.00	6	4
13,171	530	13,701	\$5,336,078.00	8	0
18,631	377	19,008	\$2,128,805.00	5	6
29,356	1,261	30,617	\$12,480,446.00	10	8
3,706	14	3,720	\$1,841,164.00	0	0
4,175	1	4,176	\$293,139.00	0	2
1,298	167	1,465	\$1,166,450.00	3	2
80,305	953	81,258	\$12,130,348.00	12	3
19,363	166	19,529	\$11,712,807.00	13	1
24,636	1,092	25,728	\$1,630,474.00	12	1
101	1	102	\$0.00	0	0
3,210	159	3,369	\$2,020,134.00	5	0
1,541	334	1,875	\$571,200.00	1	0
359	30	389	\$180,200.00	0	0
237	32	269	\$274,800.00	3	0
811	218	1,029	\$892,725.00	1	0
0	0	0	\$0.00	0	0
9,577	138	9,715	\$752,740.00	1	1
31,734	255	31,989	\$3,134,606.00	9	3
6,885	348	7,233	\$1,241,751.00	4	1
128,991	790	129,781	\$20,347,792.00	33	12
321	78	399	\$597,500.00	0	0
25,913	13	25,926	\$3,684,914.00	1	1
8,113	388	8,501	\$3,593,300.00	2	0
570	84	654	\$2,747,815.00	6	0
5	0	5	\$3,400.00	0	0
46,936	4,356	51,292	\$3,662,342.00	8	28
98,798	3,493	102,291	\$11,536,554.00	25	33
24,960	982	25,942	\$8,844,422.00	17	4
3,898	616	4,514	\$740,010.00	12	0
12	3	15	\$117,800.00	0	0



# FLORIDA COUNTIES FIRE

Counties	Structure Fires	Vehicle Fires	Other Fires	Exposures	Total Fires	Rescue EMS	Other Calls	False Alarms
Madison	27	31	44	2	104	483	334	71
Manatee	227	169	427	39	862	19,381	3,910	2,619
Marion	292	223	532	0	1,047	47,499	9,986	1,831
Martin	70	74	262	13	419	18,744	4,428	1,009
Miami-Dade	1,476	905	1,778	71	4,230	254,774	34,807	22,474
Monroe	80	52	203	2	337	11,298	2,461	1,020
Nassau	66	47	131	5	249	8,409	1,007	430
Okaloosa	195	73	163	12	443	15,755	4,202	1,283
Okeechobee	33	26	108	0	167	7,072	1,118	148
Orange	1,232	714	1,386	3	3,335	146,256	24,117	14,955
Osceola	246	142	321	4	713	29,191	6,309	2,164
Palm Beach	915	568	1,214	16	2,713	162,698	32,414	13,555
Pasco	310	180	336	51	877	56,011	11,250	2,483
Pinellas	916	372	848	50	2,186	154,524	20,882	7,385
Polk	613	337	949	24	1,923	53,511	14,115	2,728
Putnam	120	61	195	0	376	13,191	1,914	225
Santa Rosa	160	78	263	2	503	9,670	3,143	723
Sarasota	245	152	650	3	1,050	56,114	5,004	3,301
Seminole	261	134	384	16	795	33,939	8,254	2,842
St. Johns	225	84	277	1	587	20,359	4,731	1,544
St. Lucie	137	140	419	0	696	33,319	2,024	1,874
Sumter	118	74	177	4	373	17,031	8,770	725
Suwannee	40	40	117	2	199	6,414	650	137
Taylor	27	24	74	3	128	277	1,007	38
Union	11	6	18	0	35	47	41	6
Volusia	432	255	691	14	1,392	56,014	23,318	3,319
Wakulla	17	10	35	0	62	636	313	58
Walton	106	45	166	0	317	7,906	1,793	739
Washington	34	11	41	0	86	43	120	14
<b>Total Incidents</b>	<b>14,579</b>	<b>8,847</b>	<b>23,029</b>	<b>577</b>	<b>47,032</b>	<b>2,029,143</b>	<b>451,103</b>	<b>148,103</b>
<b>Mutual Aid</b>	<b>3,067</b>	<b>591</b>	<b>1,908</b>			<b>36,397</b>	<b>31,127</b>	<b>3,577</b>
<b>Total Responses</b>	<b>17,646</b>	<b>9,438</b>	<b>24,937</b>	<b>577</b>	<b>47,032</b>	<b>2,065,540</b>	<b>482,230</b>	<b>151,680</b>

\* No Data Received

The above statistics are based on the data submitted by 517 fire departments that reported to the Florida Fire Incident Reporting System (FFIRS) in 2015. There are approximately 577 paid, volunteer and combination fire departments in the State of Florida. A list of the reporting fire departments for this year is located on pages 84-87.





# & NON-FIRE TOTALS *(Continued)*

Total Incidents	Add Mutual Aid Given	Total Responses	Total Dollar Loss	Civilian Injuries	Firefighter Injuries
992	86	1,078	\$3,046,850.00	1	0
26,772	574	27,346	\$6,386,139.00	51	13
60,363	418	60,781	\$5,354,494.00	9	4
24,600	887	25,487	\$4,626,835.00	9	2
316,285	252	316,537	\$47,411,857.00	96	648
15,116	67	15,183	\$935,187.00	5	0
10,095	380	10,475	\$2,922,424.00	3	1
21,683	2,669	24,352	\$4,890,883.00	12	11
8,505	126	8,631	\$1,501,150.00	3	2
188,663	3,583	192,246	\$25,889,424.00	146	137
38,377	1,726	40,103	\$3,957,805.00	18	38
211,380	3,046	214,426	\$32,102,079.00	48	177
70,621	2,486	73,107	\$10,992,001.00	37	7
184,977	9,951	194,928	\$18,421,780.00	129	149
72,277	1,845	74,122	\$22,071,173.00	52	19
15,706	150	15,856	\$998,539.00	1	5
14,039	862	14,901	\$3,999,509.00	7	4
65,469	885	66,354	\$6,606,006.00	3	2
45,830	11,910	57,740	\$86,106,375.00	30	33
27,221	442	27,663	\$7,206,016.00	15	5
37,913	3	37,916	\$3,238,850.00	1	0
26,899	904	27,803	\$3,677,909.00	5	10
7,400	92	7,492	\$2,986,921.00	2	2
1,450	40	1,490	\$1,458,048.00	0	0
129	35	164	\$60,000.00	0	0
84,043	4,823	88,866	\$11,802,970.00	89	43
1,069	113	1,182	\$580,401.00	20	0
10,755	482	11,237	\$4,849,085.00	0	0
263	70	333	\$872,600.00	0	0
2,675,381	76,667	2,752,048	\$696,450,603.00	1,113	1,603
	76,667				
2,675,381	153,334	2,752,048	\$696,450,603.00	1,113	1,603

\* Departments must be compliant under the Firefighter’s Occupational Safety and Health Act, Rule Chapter 69A-62 and Florida Statutes 633.801 – 633.821, as well as other Florida statutes and rules to be recognized as a fire department.



# 2015 FLORIDA WILDFIRES

County	T0tal Fires		0.1 - 0.2 Acres		0.3 - 9 Acres	
	# fires	# acres	# fires	# acres	# fires	# acres
All Counties	2,337	68,806	495	58	1,366	3,223.90
Alachua	29	90	7	0.7	20	43.8
Baker	18	72	5	0.7	11	29.1
Bay	35	974	9	1.2	18	42.1
Bradford	18	100	4	0.4	11	24.8
Brevard	44	2,276	1	0.1	28	64.2
Broward	27	4,302	0	0	9	12
Calhoun	7	53	0	0	4	5.5
Charlotte	45	1,111	10	1.2	23	41.4
Citrus	30	638	3	0.4	25	59.1
Clay	43	167	12	1.2	28	58.9
Collier	50	1,516	5	0.5	37	78.6
Columbia	33	68	21	2.3	10	23
DeSoto	15	213	4	0.4	8	19.9
Dixie	54	349	18	2.2	28	43.7
Duval	42	304	5	0.5	30	89.4
Escambia	20	39	2	0.2	18	39.1
Flagler	56	175	20	2.4	31	79.7
Franklin	16	330	4	0.4	9	20.3
Gadsden	16	200	7	1	5	11.8
Gilchrist	23	135	4	0.4	14	35.6
Glades	31	1,326	5	0.5	16	54
Gulf	13	152	2	0.4	6	23.3
Hamilton	25	196	11	1.6	13	24.7
Hardee	13	178	1	0.1	9	42
Hendry	38	671	1	0.1	28	69.1
Hernando	16	802	3	0.3	10	23
Highlands	89	997	25	3.5	51	124
Hillsborough	17	71	1	0.1	15	30.6
Holmes	17	75	2	0.2	11	34.5
Indian River	20	201	3	0.4	10	15.3
Jackson	34	157	9	1	17	36.8
Jefferson	8	12	1	0.1	7	11.6
Lafayette	17	51	5	0.6	11	30.7
Lake	47	674	7	0.8	29	67.6

# BY COUNTY & ACRES BURNED



10 - 99 Acres		100 - 299 Acres		300 - 999 Acres		1,000 - 4,999 Acres		5,000 Acres & Up	
# fires	# acres	# fires	# acres	# fires	# acres	# fires	# acres	# fires	# acres
402	11,212.20	43	7,574.50	25	13,274.00	4	9,063.00	2	24,400.00
2	45	0	0	0	0	0	0	0	0
2	42	0	0	0	0	0	0	0	0
5	92	2	450	1	389	0	0	0	0
3	75	0	0	0	0	0	0	0	0
8	215	4	774.5	3	1,222.00	0	0	0	0
12	557	2	410	3	1,723.00	1	1,600.00	0	0
3	47.7	0	0	0	0	0	0	0	0
10	349.1	1	252	1	467	0	0	0	0
1	20	0	0	1	558	0	0	0	0
3	106.8	0	0	0	0	0	0	0	0
4	151	3	536	1	750	0	0	0	0
2	43	0	0	0	0	0	0	0	0
2	80	1	113	0	0	0	0	0	0
8	303	0	0	0	0	0	0	0	0
7	213.7	0	0	0	0	0	0	0	0
0	0	0	0	0	0	0	0	0	0
5	92.5	0	0	0	0	0	0	0	0
2	100	1	209	0	0	0	0	0	0
4	187	0	0	0	0	0	0	0	0
5	99	0	0	0	0	0	0	0	0
7	237.6	2	330	1	704	0	0	0	0
5	128	0	0	0	0	0	0	0	0
0	0	1	170	0	0	0	0	0	0
2	36	1	100	0	0	0	0	0	0
7	260	2	342	0	0	0	0	0	0
2	28	0	0	1	751	0	0	0	0
12	369.7	0	0	1	500	0	0	0	0
1	40	0	0	0	0	0	0	0	0
4	40	0	0	0	0	0	0	0	0
7	185	0	0	0	0	0	0	0	0
8	119	0	0	0	0	0	0	0	0
0	0	0	0	0	0	0	0	0	0
1	20	0	0	0	0	0	0	0	0
9	176.2	1	127	1	302	0	0	0	0



# 2015 FLORIDA WILDFIRES

County	Total Fires		0.1 - 0.2 Acres		0.3 - 9 Acres	
	# fires	# acres	# fires	# acres	# fires	# acres
Lee	95	1,197	8	1	73	166.3
Leon	5	8	2	0.2	3	7.4
Levy	85	722	10	1.1	53	127.8
Liberty	5	8	0	0	5	7.9
Madison	39	95	24	2.5	13	30.8
Manatee	11	483	1	0.1	7	13.3
Marion	30	280	2	0.2	18	56
Martin	49	1,076	4	0.5	23	50.3
Miami-Dade	111	6,206	10	1	61	138.8
Monroe	3	1	2	0.2	1	0.4
Nassau	38	236	9	1.3	25	29.7
Okaloosa	18	152	5	0.5	9	17.1
Okeechobee	51	311	13	1.4	31	70.5
Orange	27	243	5	0.6	14	34.5
Osceola	18	720	0	0	15	47.5
Palm Beach	32	31,494	1	0.1	15	48.3
Pasco	26	510	0	0	18	44.2
Pinellas	3	22	0	0	2	10
Polk	101	2,854	4	0.4	60	133.8
Putnam	81	318	26	2.6	46	102.6
Santa Rosa	73	617	17	2	40	89.9
Sarasota	47	315	16	1.9	23	42.4
Seminole	8	172	1	0.1	5	12.5
St. Johns	47	382	13	1.4	25	87.8
St. Lucie	26	172	6	0.8	16	39.9
Sumter	10	51	1	0.1	7	17
Suwannee	54	147	20	2.7	30	72.7
Taylor	60	65	30	3.4	29	50.6
Union	6	57	2	0.2	3	10.5
Volusia	104	788	35	4.3	53	134.9
Wakulla	5	28	0	0	5	27.7
Walton	41	281	9	1.3	24	64.8
Washington	22	122	2	0.2	14	26.8





# 2015 SUMMARY STATISTICS

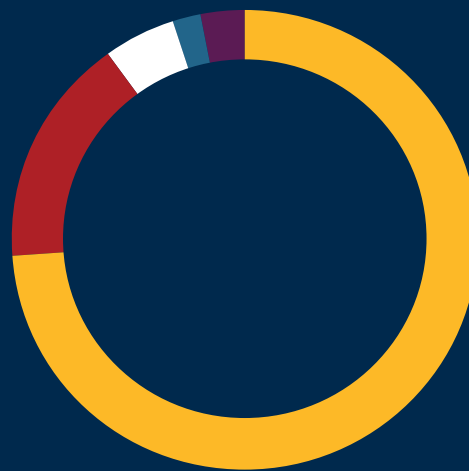


In 2015, fire departments responded to a total of 2,675,381 incidents. When mutual aid calls were added, the total number of reported responses increased to 2,752,048, which generated more requests for fire department services than in 2014. Total fire response incidents decreased by 4 % and total dollar loss increased by 45 %. The number of fire departments that reported to the Florida Fire Incident Reporting System (FFIRS) was 517, which is an increase of 1.9 % from the previous year.

### 2015 State Incident Summary

Structure Fires	14,579
Vehicle Fires	8,847
Other Fires	23,029
Exposures Fires	577
<b>Total Fire Incidents</b>	<b>47,032</b>
Rescue/EMS	2,029,143
Other Emergencies	451,103
False Alarms	148,103
<b>Total Non-Fire Incidents</b>	<b>2,628,349</b>
Mutual Aid Given	76,667

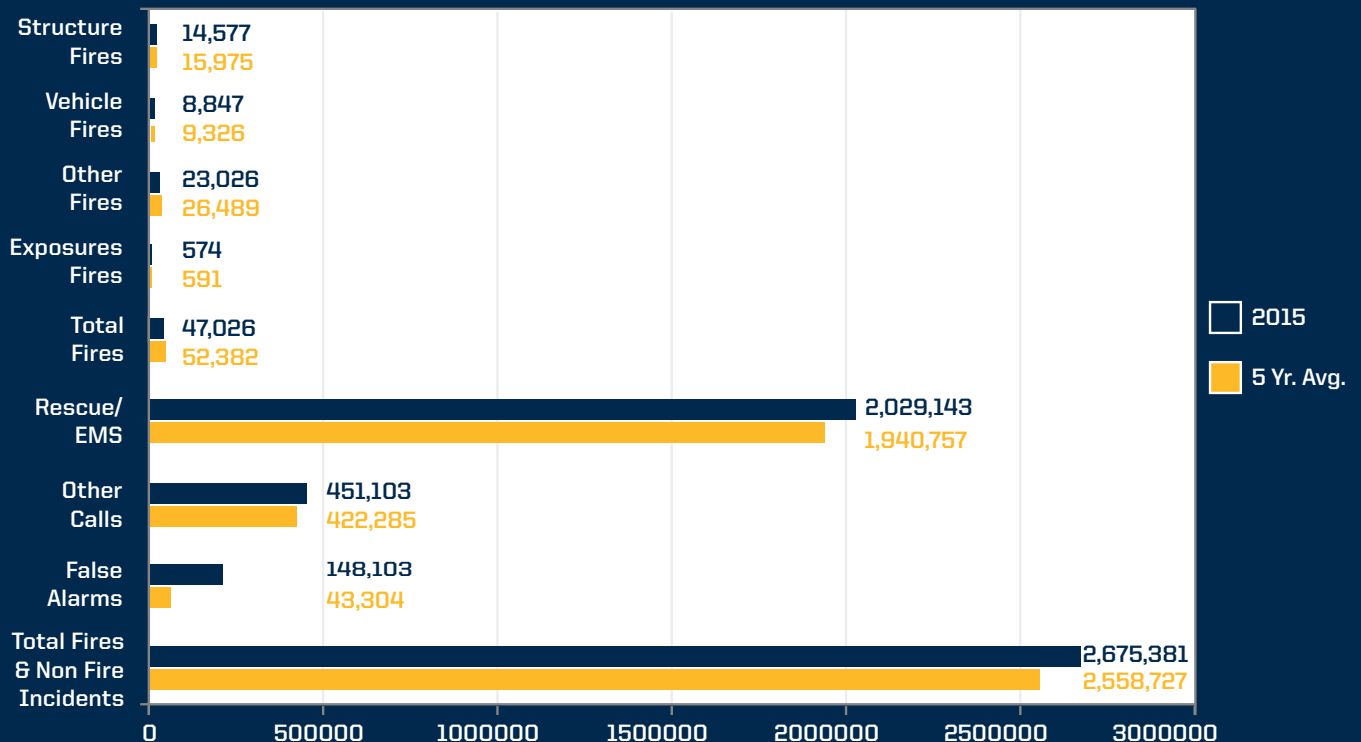
### SUMMARY STATISTICS 2015



\*Total Incidents plus Mutual Aid Given 2,752,048

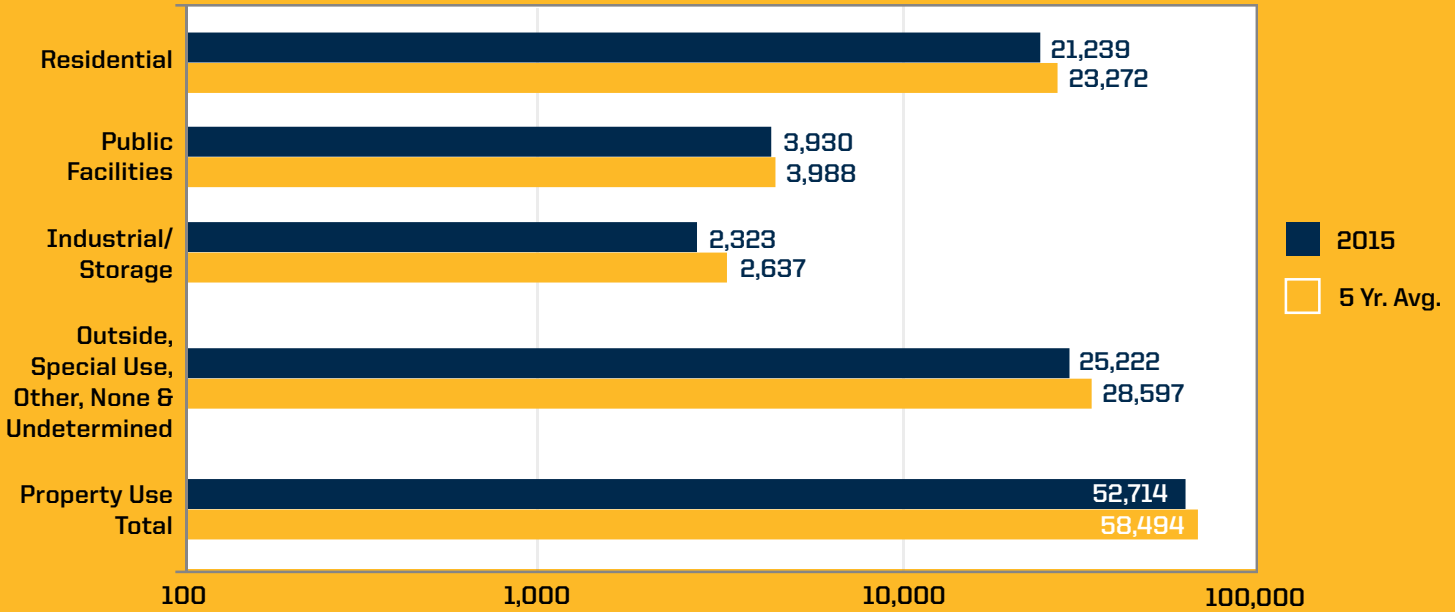
### 2015 STATE INCIDENT SUMMARY COMPARED TO (2011-2015) 5 YR. AV

#### 2015 FIRES & NON-FIRE-RELATED INCIDENTS





# TOTAL BREAKDOWN OF FIRES BY PROPERTY USE



## TOTAL VALUE OF PROPERTY LOSS

REPORTED VALUE OF PROPERTY LOSS FOR 2015: **\$682,285,081.00**



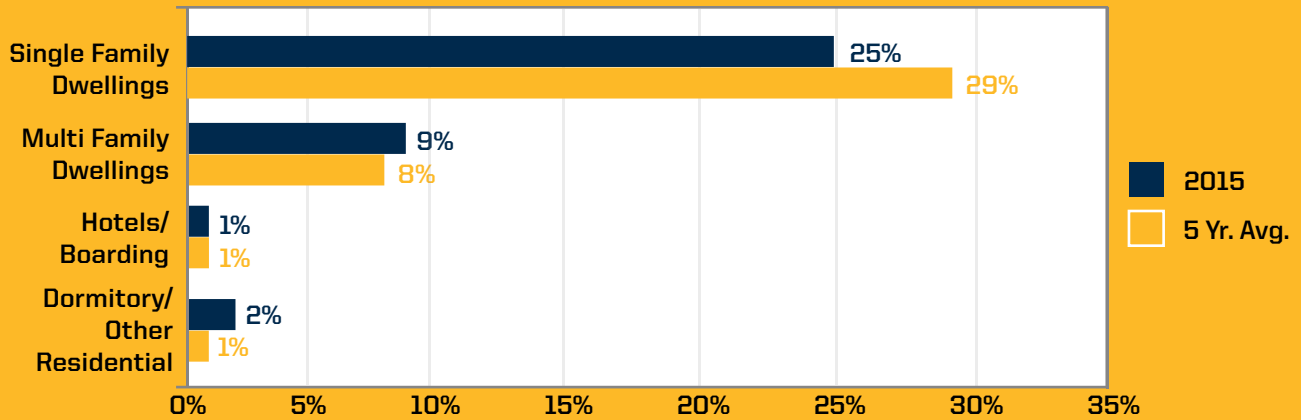
- 35%** Residential  
\$238,460,047.00
- 16%** Public Facilities  
\$109,623,887.00
- 36%** Industrial/Storage  
\$247,115,104.00
- 13%** Outside, Special Use, Other, None and Undetermined  
\$87,086,043.00



# PERCENTAGE OF FIRES AND DOLLAR LOSS COMPARED TO FIVE YEAR AVERAGE BY PROPERTY USE

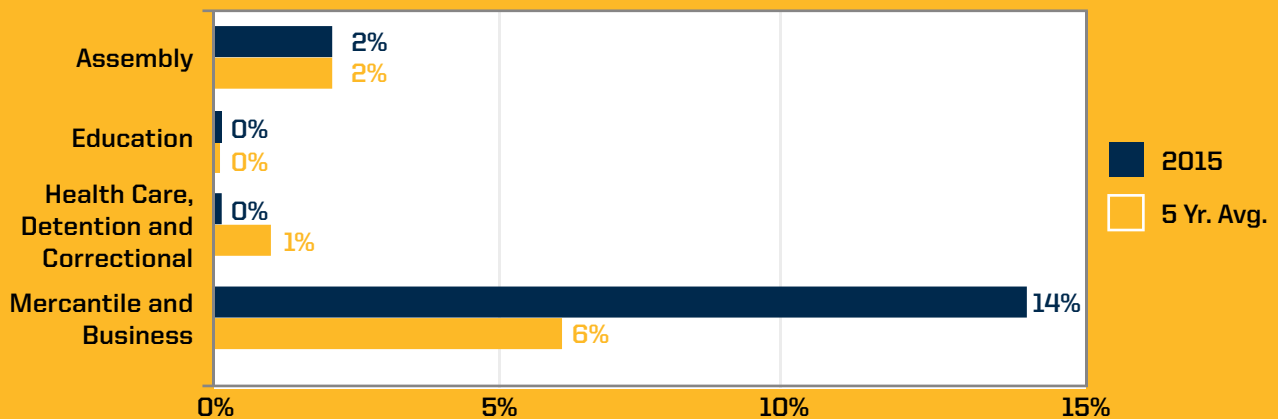


## RESIDENTIAL



Residential Property Type	2015 # of Incidents	5 Yr. Avg. # Incidents	2015 Total Dollar Loss	5 Yr. Avg. Total Dollar Loss
Single Family Dwellings	15,400	17,154	\$171,367,555.00	\$186,134,515.80
Multi Family Dwellings	4,479	4,681	\$58,422,609.00	\$40,213,092.40
Hotels/Boarding	486	440	\$4,149,048.00	\$3,455,159.00
Dormitory/Other Residential	874	997	\$4,520,835.00	\$6,977,466.60
<b>Total</b>	<b>21,239</b>	<b>23,272</b>	<b>\$238,460,047.00</b>	<b>\$236,780,233.80</b>

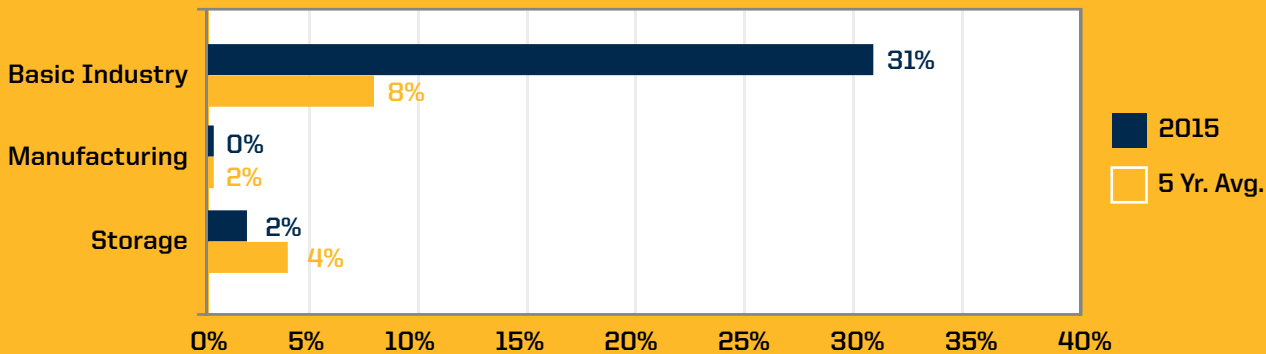
## PUBLIC FACILITIES



Public Facilities Property Type	2015 # of Incidents	5 Yr. Avg. # Incidents	2015 Total Dollar Loss	5 Yr. Avg. Total Dollar Loss
Assembly	1,277	1,339	\$12,642,427.00	\$14,318,551.20
Education	254	282	\$636,348.00	\$1,431,033.40
Health Care, Detention and Correctional	342	361	\$2,290,561.00	\$3,095,610.60
Mercantile and Business	2,057	2,006	\$94,054,551.00	\$45,954,190.80
<b>Total</b>	<b>3,930</b>	<b>3,988</b>	<b>\$109,623,887.00</b>	<b>\$64,799,386.00</b>

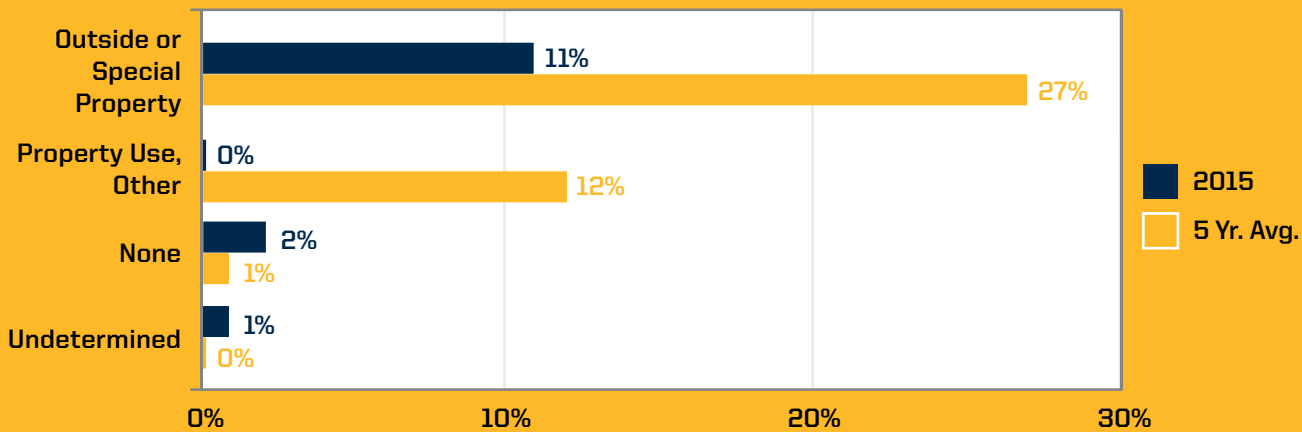


INDUSTRIAL/STORAGE



Industrial Property Type	2015 # of Incidents	5 Yr. Avg. # Incidents	2015 Total Dollar Loss	5 Yr. Avg. Total Dollar Loss
Basic Industry	1,067	1,311	\$208,611,820.00	\$110,734,572.60
Manufacturing	173	175	\$11,290,180.00	\$7,848,552.40
Storage	1,083	1,151	\$27,213,104.00	\$33,296,931.80
<b>Total</b>	<b>2,323</b>	<b>2,637</b>	<b>\$247,115,104.00</b>	<b>\$151,880,056.80</b>

OUTSIDE, SPECIAL USE, OTHER, NONE & UNDETERMINED



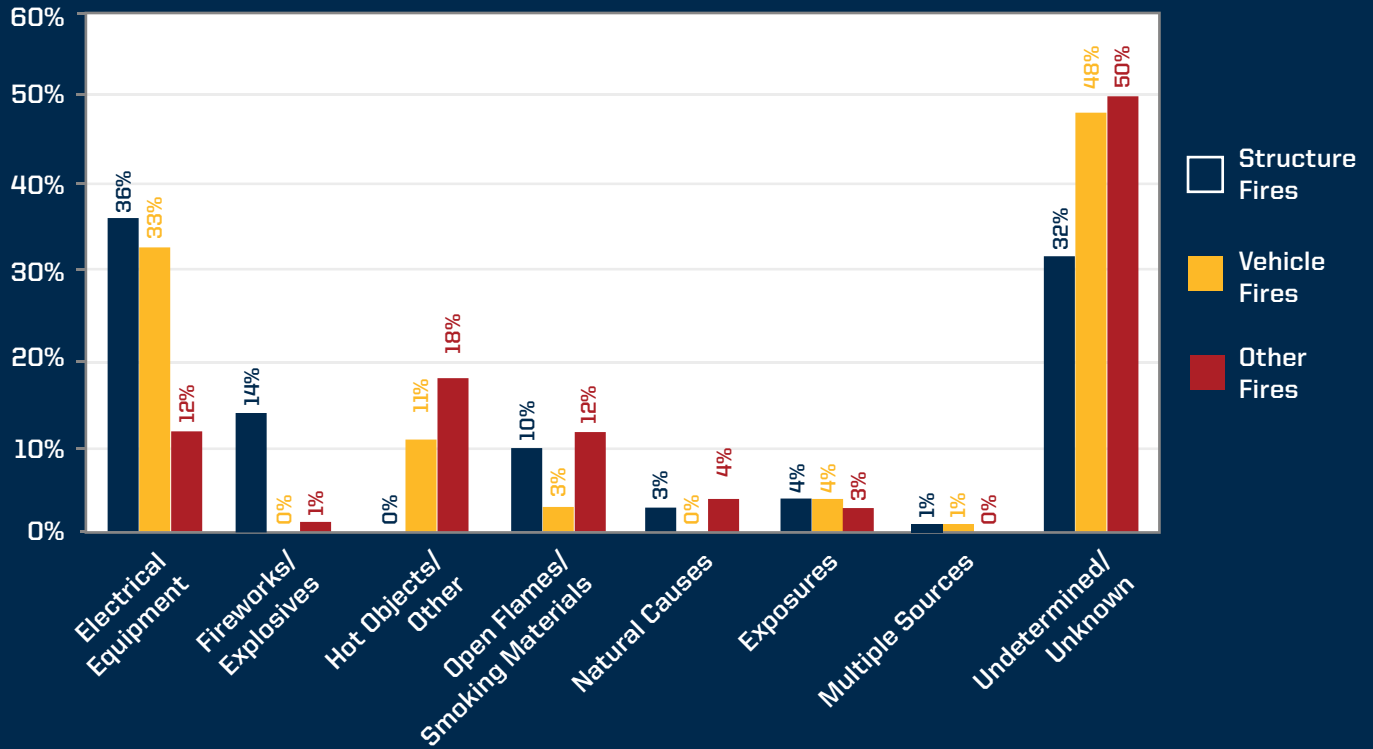
Outside, Special Use, Other, None, and Undetermined Property Type	2015 # of Incidents	5 Yr. Avg. # Incidents	2015 Total Dollar Loss	5 Yr. Avg. Total Dollar Loss
Outside or Special Property	20,689	23,270	\$76,139,175.00	\$474,059,408.80
Property Use, Other	2,992	3,837	\$2,485,437.00	\$2,504,439.40
None	1,194	1,109	\$7,492,727.00	\$4,085,817.60
Undetermined	347	381	\$968,704.00	\$847,979.80
<b>Total</b>	<b>25,222</b>	<b>28,597</b>	<b>\$87,086,043.00</b>	<b>\$481,497,645.60</b>



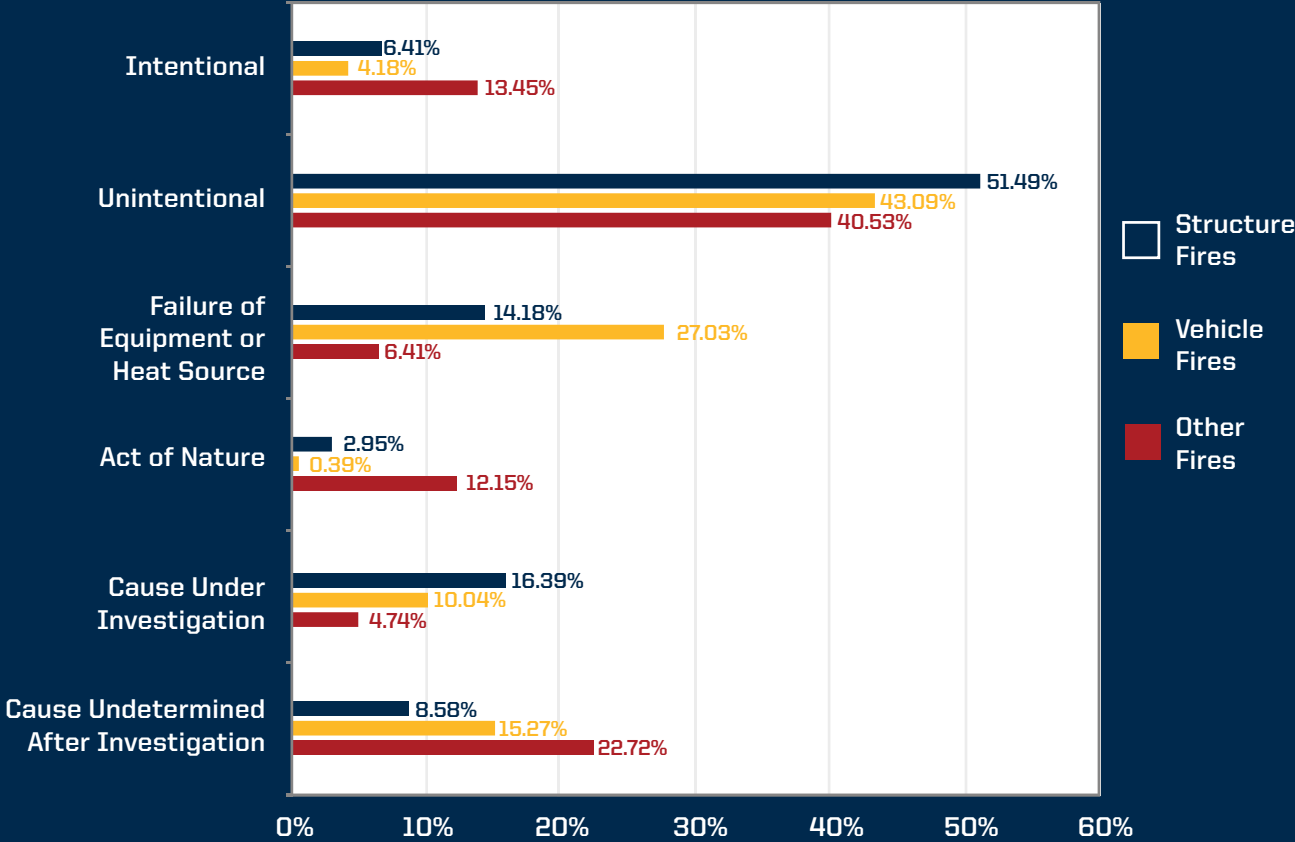
# 2015 HEAT SOURCE & CAUSE OF IGNITION PERCENTAGES



## STRUCTURE, VEHICLE, & OTHER FIRES HEAT SOURCE



### STRUCTURE, VEHICLE, & OTHER FIRES BY CAUSE OF IGNITION

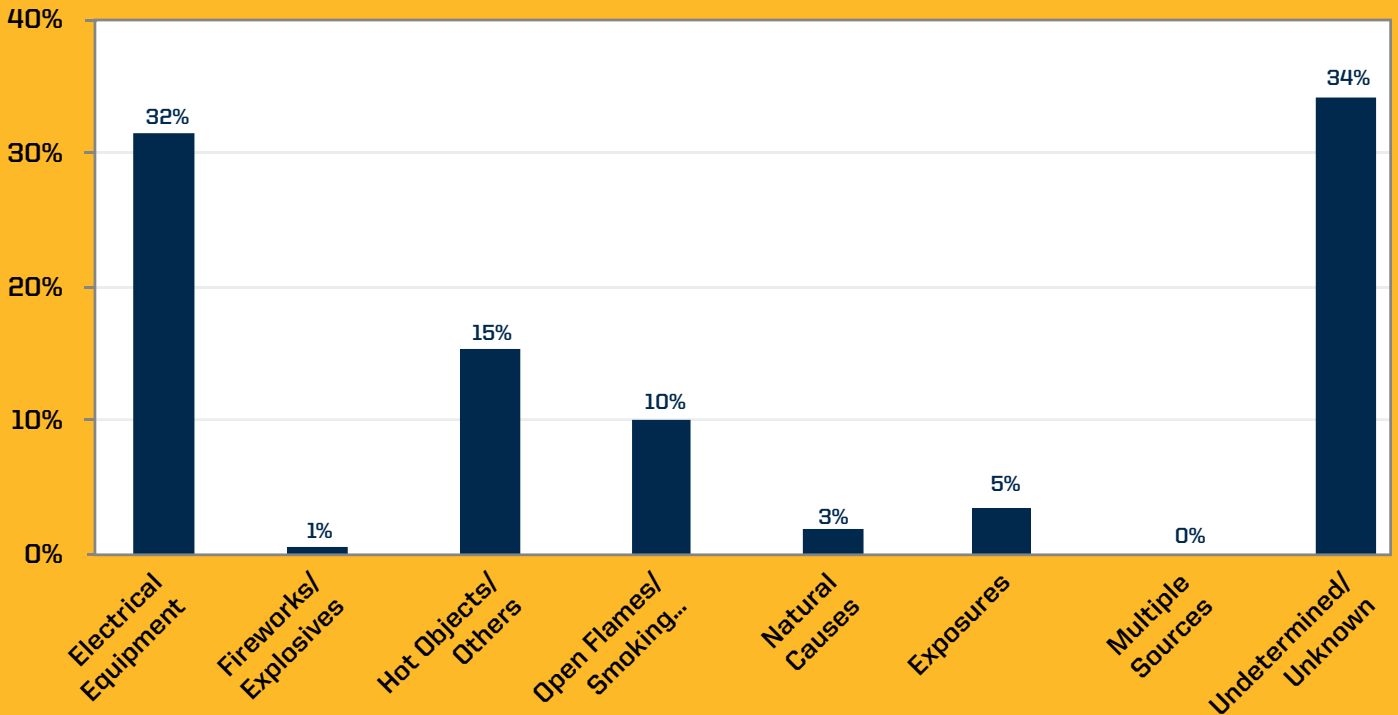
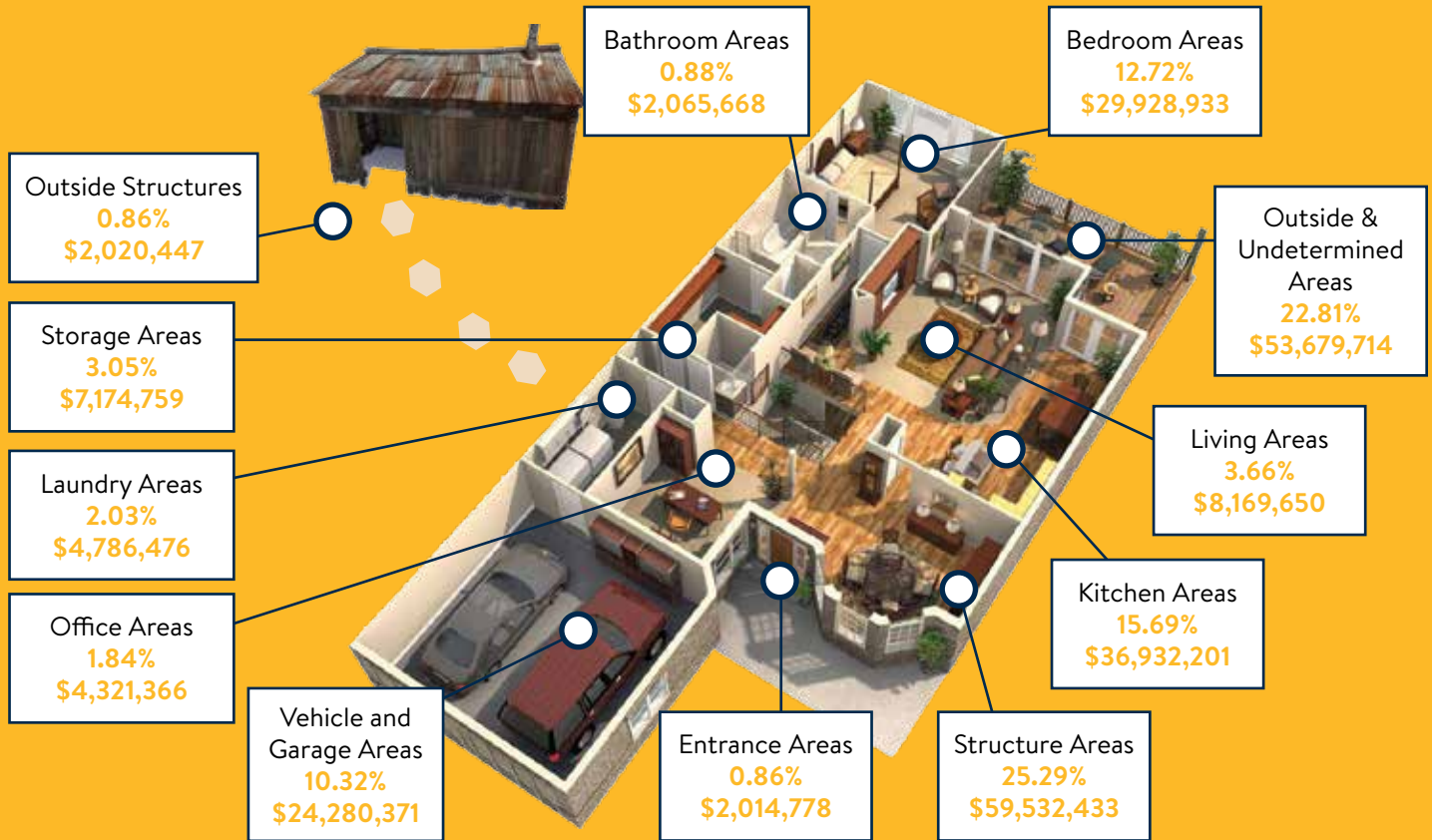


\*Other Fires include: Natural Vegetation, Trash and Rubbish, Outside Special Property, Vegetation, and Crop.





# TOTAL DOLLAR LOSS, AREA OF ORIGIN AND FIRE CAUSE PERCENTAGES FOR RESIDENTIAL STRUCTURES



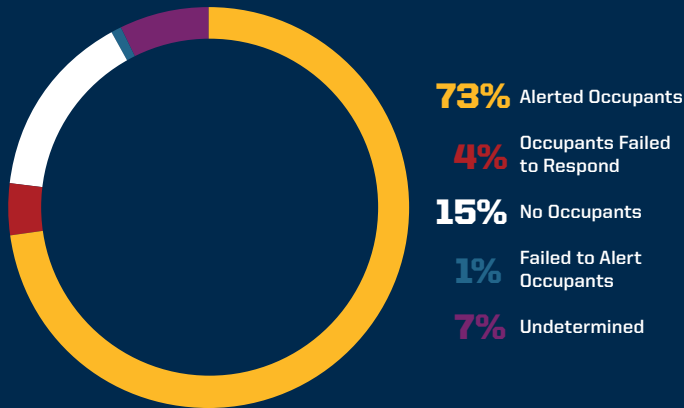


# SMOKE DETECTOR USE DATA

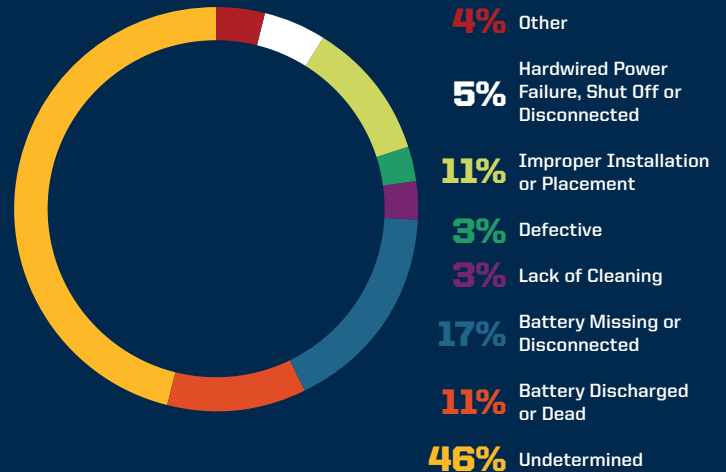


Smoke detectors were present in **42** percent of reported structure fires, in which the presence or absence of detectors were reported, with **54** percent of those operational. Twenty-two percent were reported as undetermined and **11** percent did not operate due to a variety of reasons such as no batteries, lack of maintenance, etc. In **13** percent, the fire was too small for the detector to operate. Unfortunately, **38** percent of the structures did not have smoke detectors and **20** percent of the structures reported as undetermined.

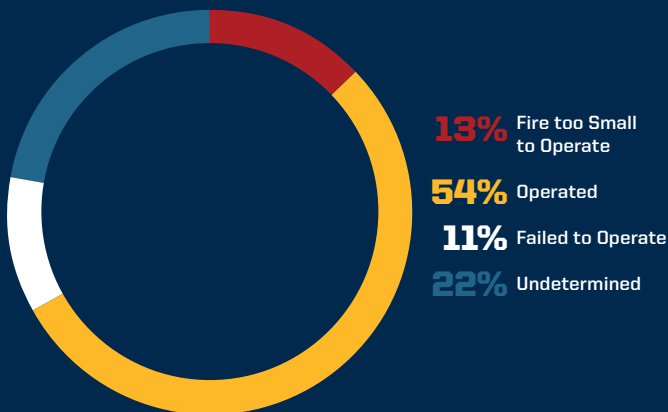
## DETECTOR EFFECTIVENESS



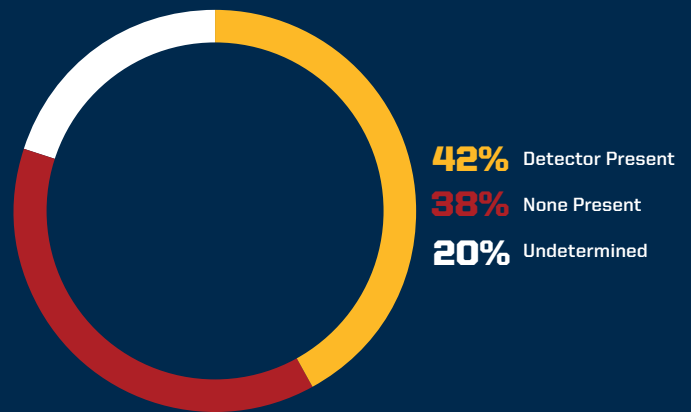
## SMOKE DETECTOR FAILURE



## DETECTOR OPERATION



## DETECTOR PRESENCE



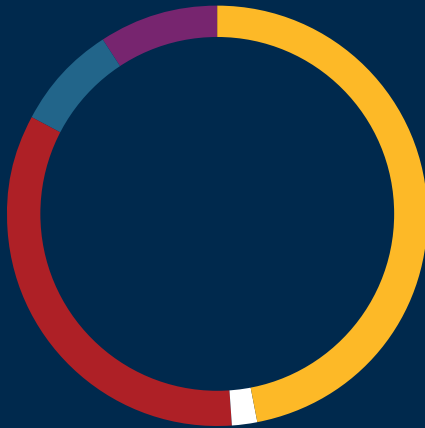


# FIRE SPRINKLER USE DATA



Automatic Extinguishing Systems (AES) were present in **8** percent of reported structure fires with **45** percent of those operational. **Six** percent were reported as undetermined and **1** percent did not operate due to a variety of reasons, such as manual intervention, agent discharged but did not reach the fire, etc. In **40** percent of structure fires, the fire was not in the vicinity of the AES for it to be effective. Unfortunately, in **86** percent of the structure fires there was not an AES present and **6** percent were reported as undetermined.

## AES OPERATION



- 47%** Operated & Effective
- 2%** Operated & Not Effective
- 34%** Fire too Small to Operate
- 8%** Failed to Operate
- 9%** Undetermined
- 0%** Operation of AES, Other

## AES FAILURE



- 14%** Reason System Not Effective, Other
- 0%** System Shut Off
- 1%** Not Enough Agents to Control the Fire
- 6%** Agent Discharged, but did Not Reach the Fire
- 4%** Inappropriate System for the Type of Fire
- 31%** Fire Not in Area Protected by the System
- 3%** System Components Damaged
- 1%** Lack of Maintenance Including Corrosion or Heads Painted
- 4%** Manual Intervention Defeated the System
- 36%** Undetermined

## AES PRESENCE



- 9%** Present
- 0%** Partial System Present
- 85%** None Present
- 6%** Undetermined



# AVERAGE RESPONSE FREQUENCIES



REPORTED BY FLORIDA FIRE DEPARTMENTS



ONE FIRE  
DEPARTMENT  
RESPONDS  
EVERY **12**  
SECONDS

ONE STRUCTURE  
FIRE OCCURS  
EVERY **36**  
MINUTES AND  
**3** SECONDS





ONE ACTUAL  
FIRE OCCURS  
EVERY **11**  
MINUTES AND  
**19** SECONDS

ONE VEHICLE  
FIRE OCCURS  
EVERY **59**  
MINUTES AND  
**10** SECONDS



ONE OUTSIDE /  
OTHER FIRE  
OCCURS EVERY  
**22** MINUTES  
AND **49**  
SECONDS



ONE OTHER  
EMERGENCY  
CALL OCCURS  
EVERY 1 MINUTE  
10 SECONDS



ONE EMS /  
RESCUE CALL  
OCCURS EVERY  
16 SECONDS



ONE FALSE  
ALARM  
OCCURS  
EVERY 3  
MINUTES  
AND 33  
SECONDS



\*These statistics do not include exposures or automatic / mutual aid given responses.



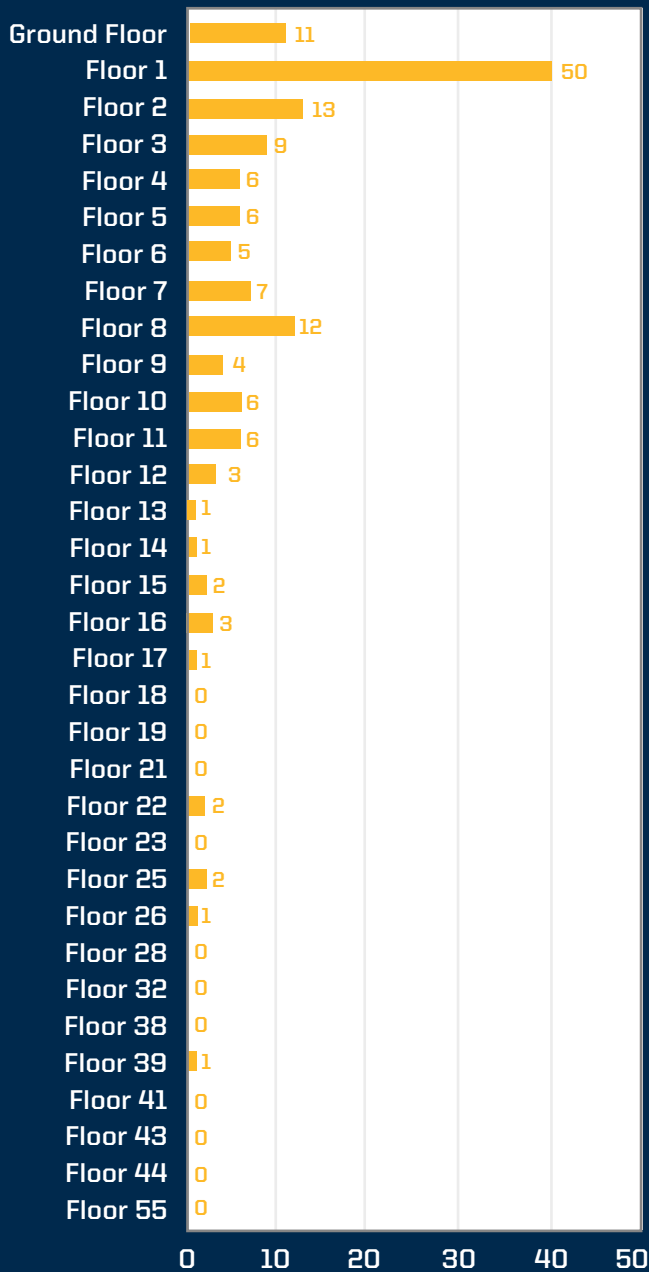
# FREQUENCY & NUMBER OF CIVILIAN & FIRE SERVICE INJURIES IN HIGH RISE STRUCTURE FIRES



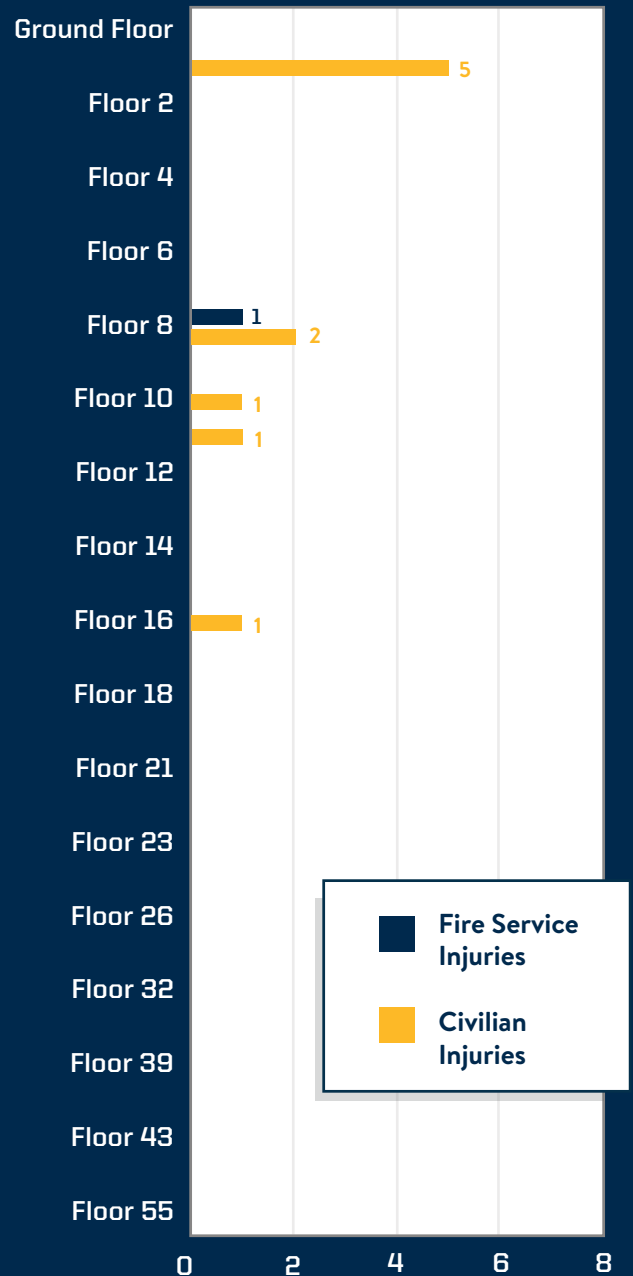
The National Fire Protection Association reports there are more than 13,000 structure fires in high rise buildings each year in the United States.

The State of Florida had a total of **152** structure fire incidents in high rise structures with **1** fire service injuries and **10** civilian injuries in 2015.

**HIGH-RISE STRUCTURE FIRE INCIDENTS BY FREQUENCY**



**CIVILIAN & FIRE SERVICE INJURIES IN HIGH-RISE STRUCTURE FIRES**







# 2015 FALLEN FIREFIGHTERS



More than 6,000 people, including members of Congress, Administration officials and other dignitaries, members of the fire service, and families and friends of fallen firefighters attend the Annual National Firefighters Memorial Service event each year in Emmitsburg, Maryland at the National Fire Academy. Families receive flags that were flown over the U. S. Capitol and the National Memorial. Members of the fire service, honor guard units and pipe and drum units from across the U.S. participate in this national tribute. Florida Firefighters who died in the line of duty in 2015 are Zero.



**Florida Fallen Firefighter  
Memorial in Ocala, Florida**



**Florida Wildland Firefighter Memorial  
in Withlacoochee, Florida**



**Florida Firefighter  
Memorial Monument  
at the Capitol,  
Tallahassee, Florida**

The Firefighter Safety and Health Program Section is charged with the implementation of the "Florida Firefighters Occupational Safety and Health Act (FFOSHA)" (Florida Statute 633.801-633.821) and "Firefighter Employment Standards" (Florida Administrative Code 69A-62).



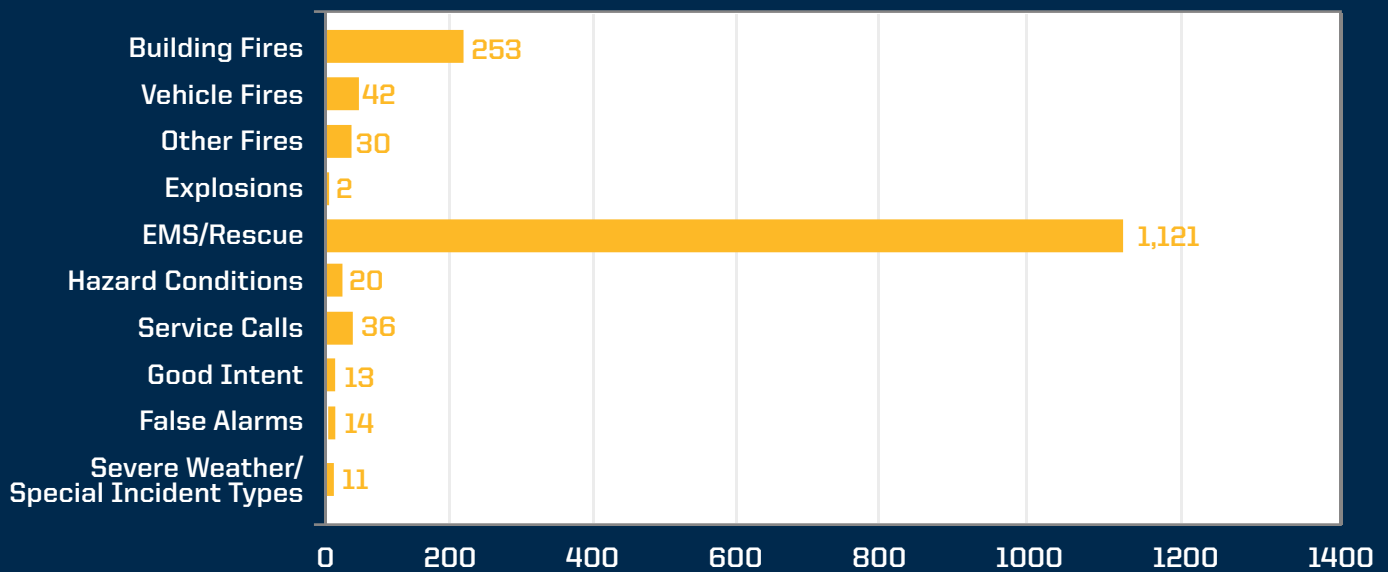


# FIREFIGHTER INJURIES VS NUMBER OF FIRE INCIDENTS

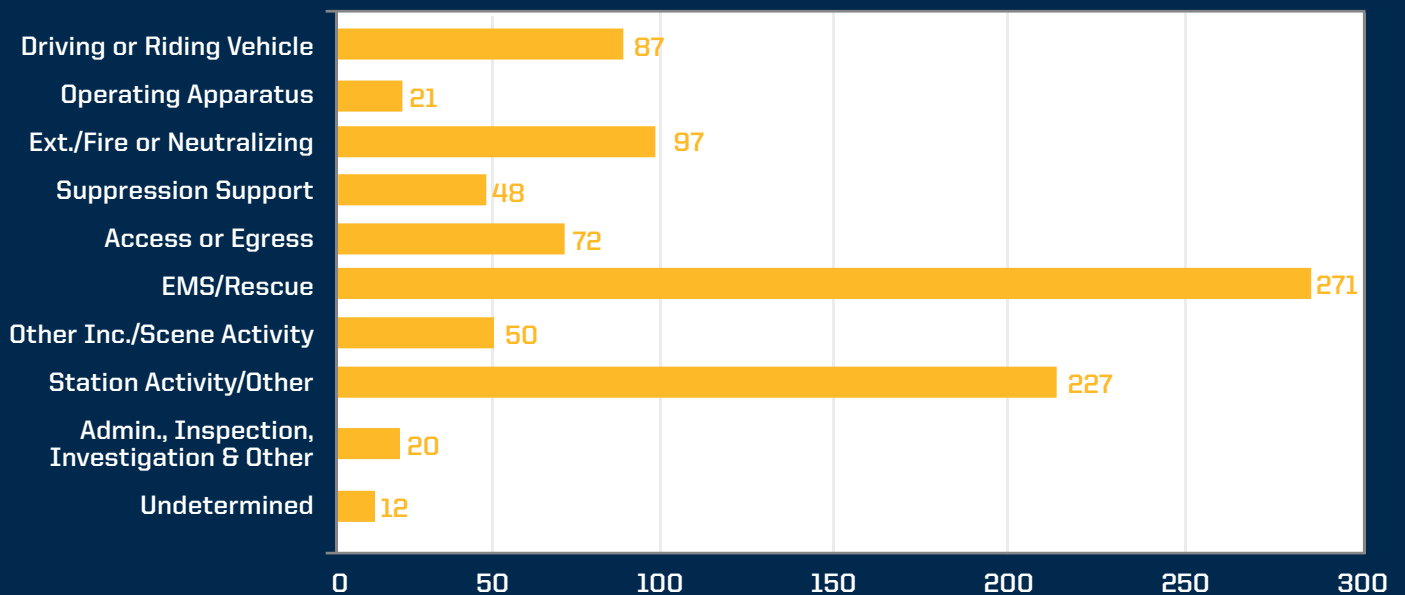


Firefighters throughout Florida deal with a variety of hazards while performing their duties. These hazards include, but are not limited to, smoke inhalation, burns, straining of body parts, exposure to chemicals and stress. In 2015, there were **1,542** fire related injuries to firefighters

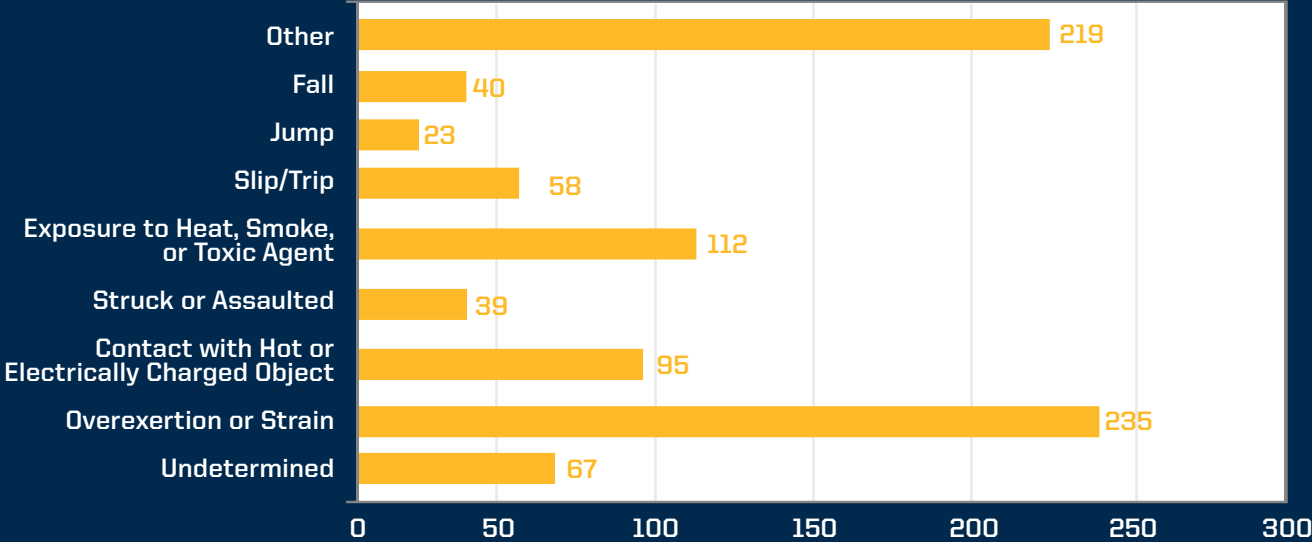
## INCIDENT TYPES RESULTING IN INJURIES



## ACTIVITY AT TIME OF INJURY



### CAUSE OF FIRE RELATED INJURY

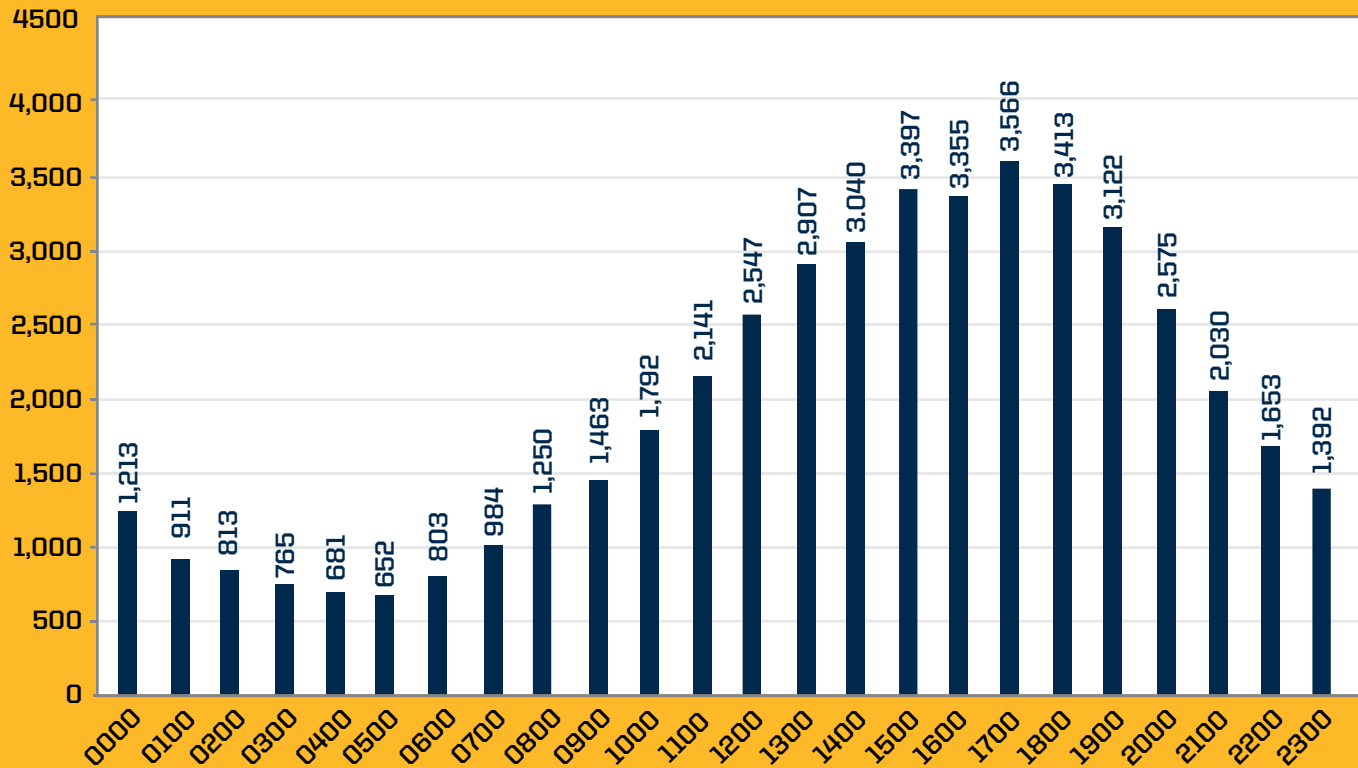




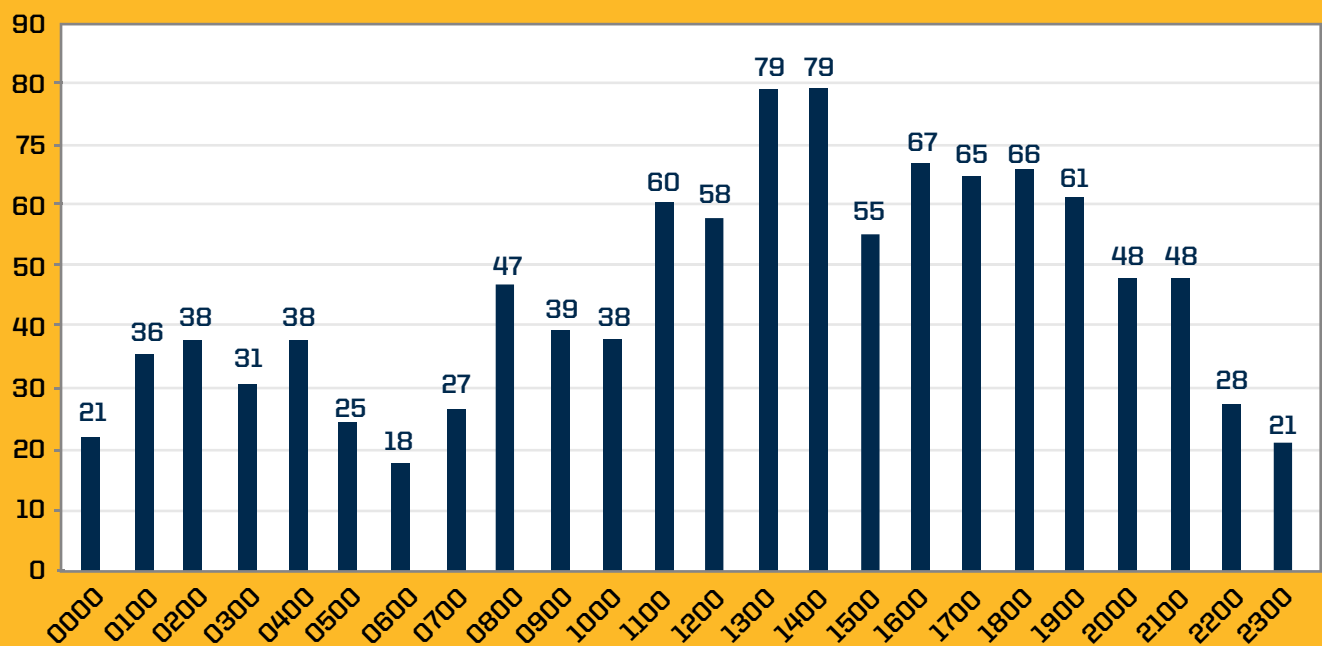
# FIRE INCIDENTS & FIREFIGHTER FIRE RELATED INJURIES BY PEAK HOUR AND DAY OF THE WEEK



## FIRE INCIDENTS BY HOUR OF THE DAY

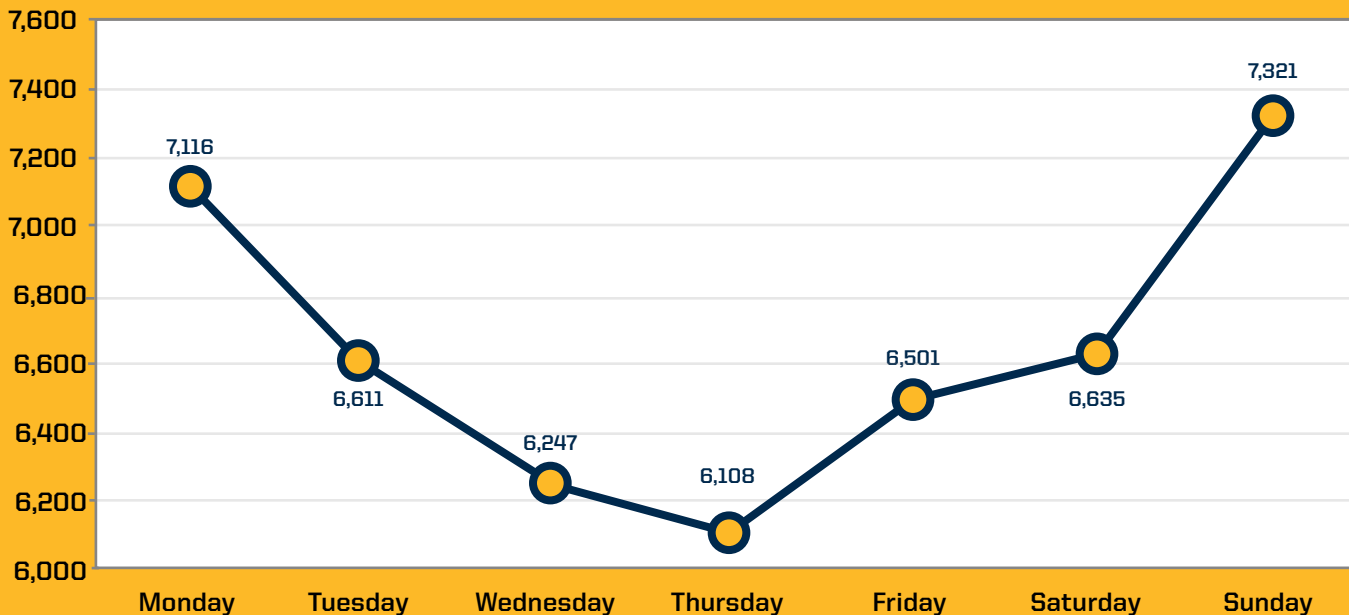


## FIRE RELATED INJURIES BY HOUR OF THE DAY

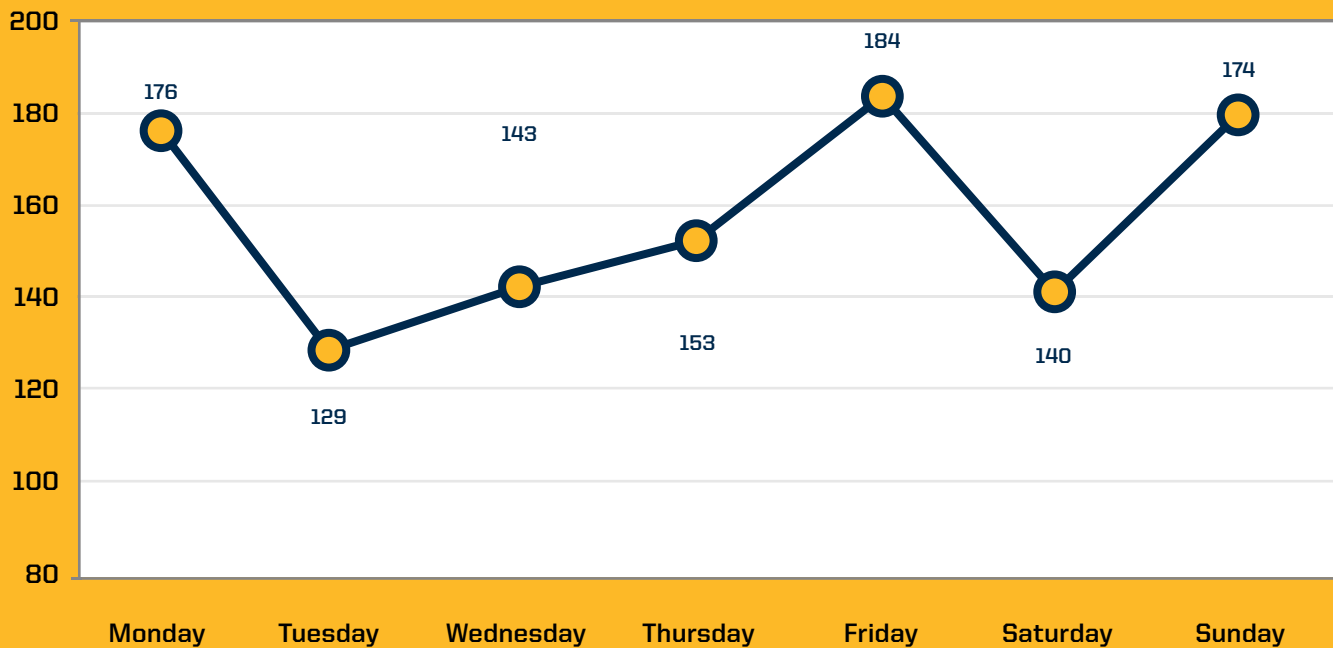




FIRE BY DAY OF THE WEEK



INJURIES BY DAY OF THE WEEK

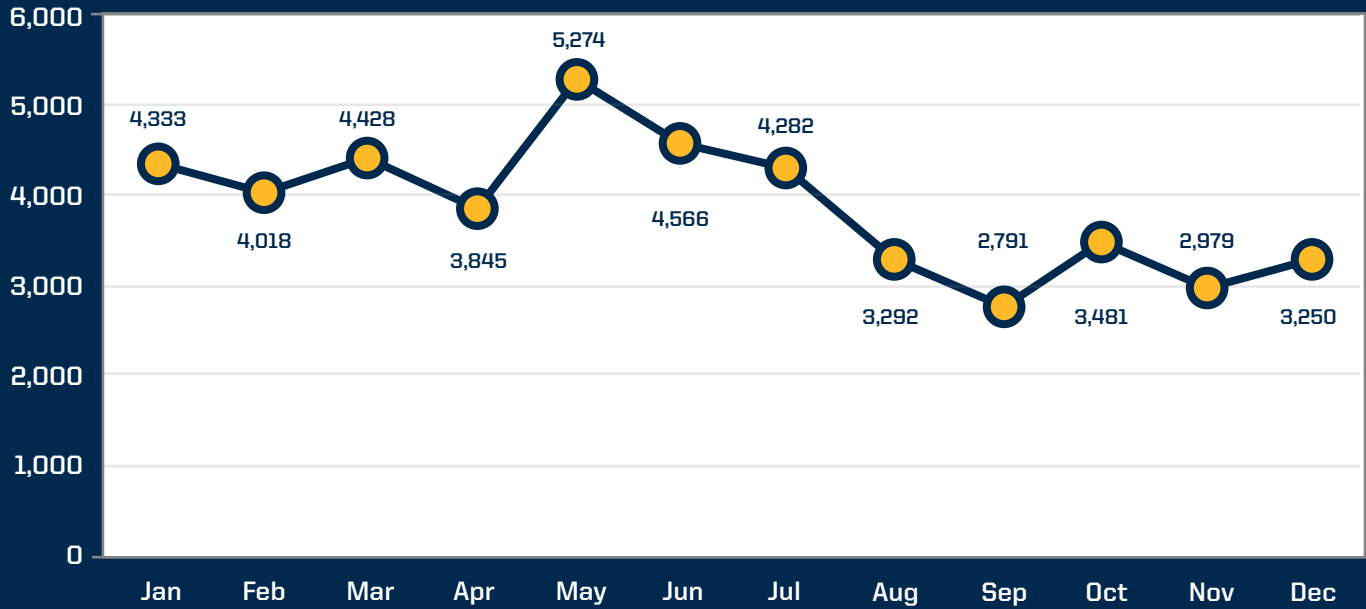




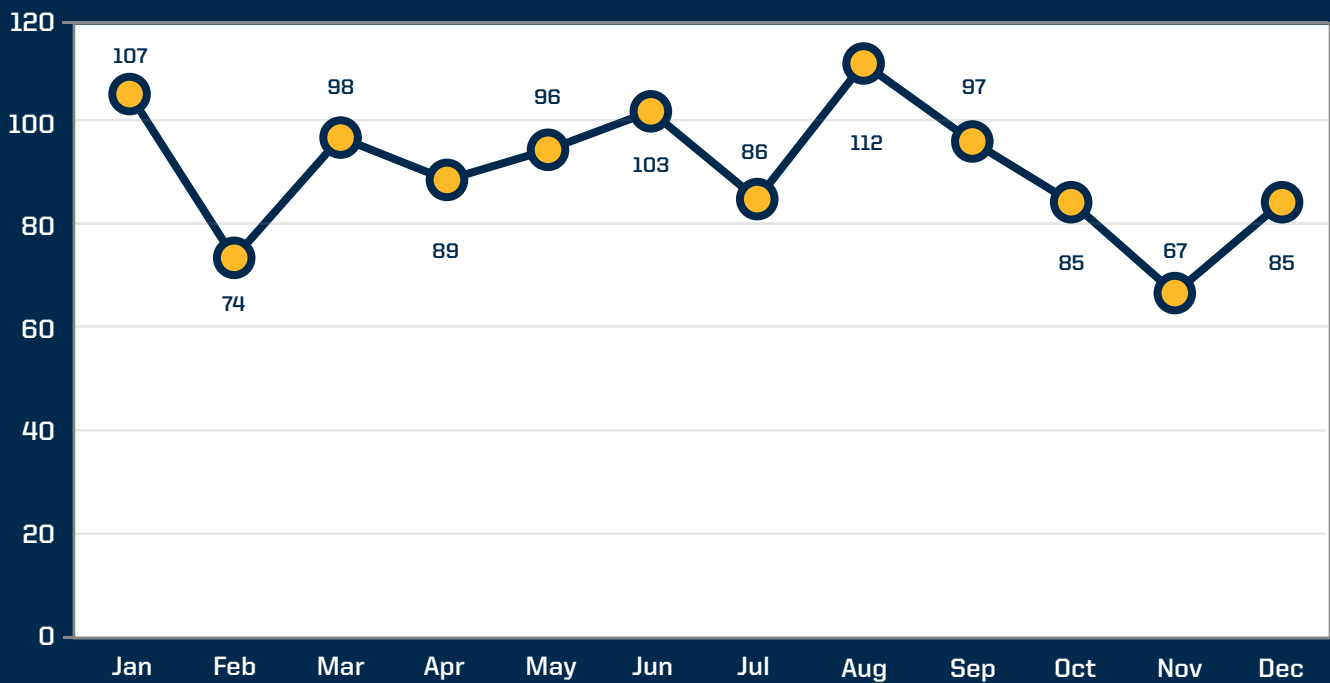
# FIRE INCIDENTS AND FIREFIGHTER FIRE RELATED INJURIES BY MONTH AND QUARTER OF THE YEAR



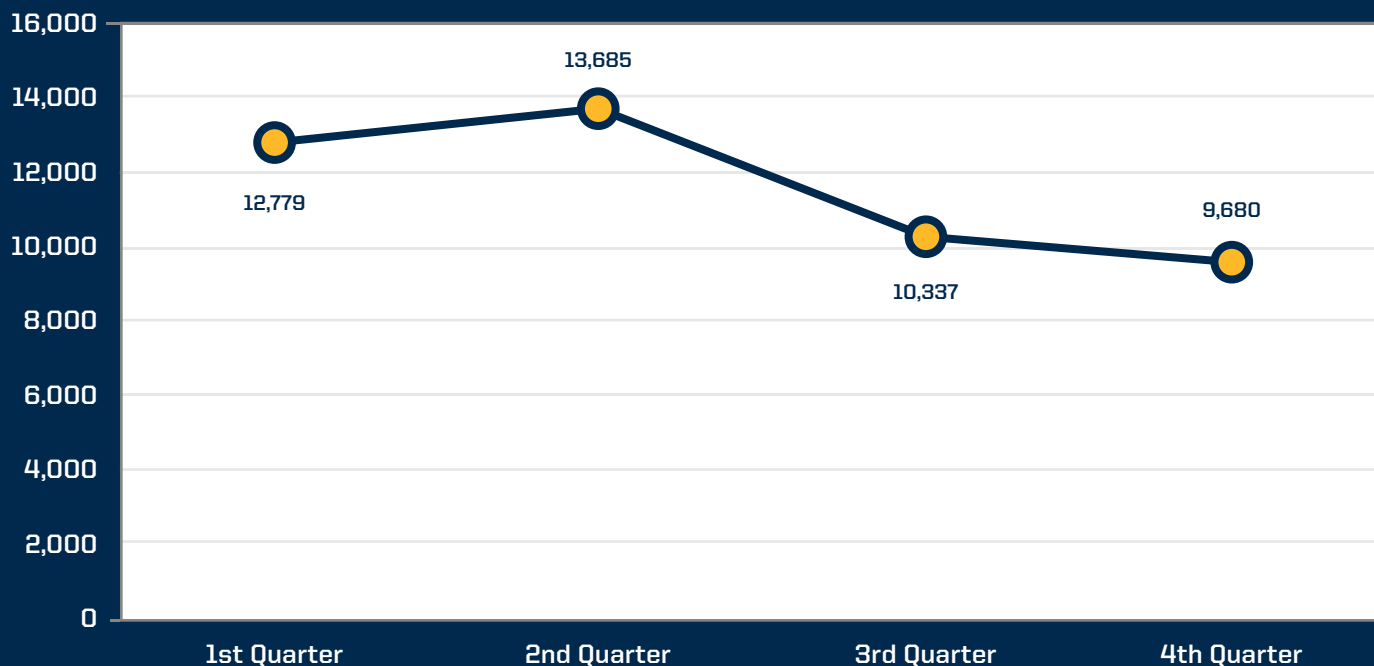
## FIRES BY MONTH OF THE YEAR



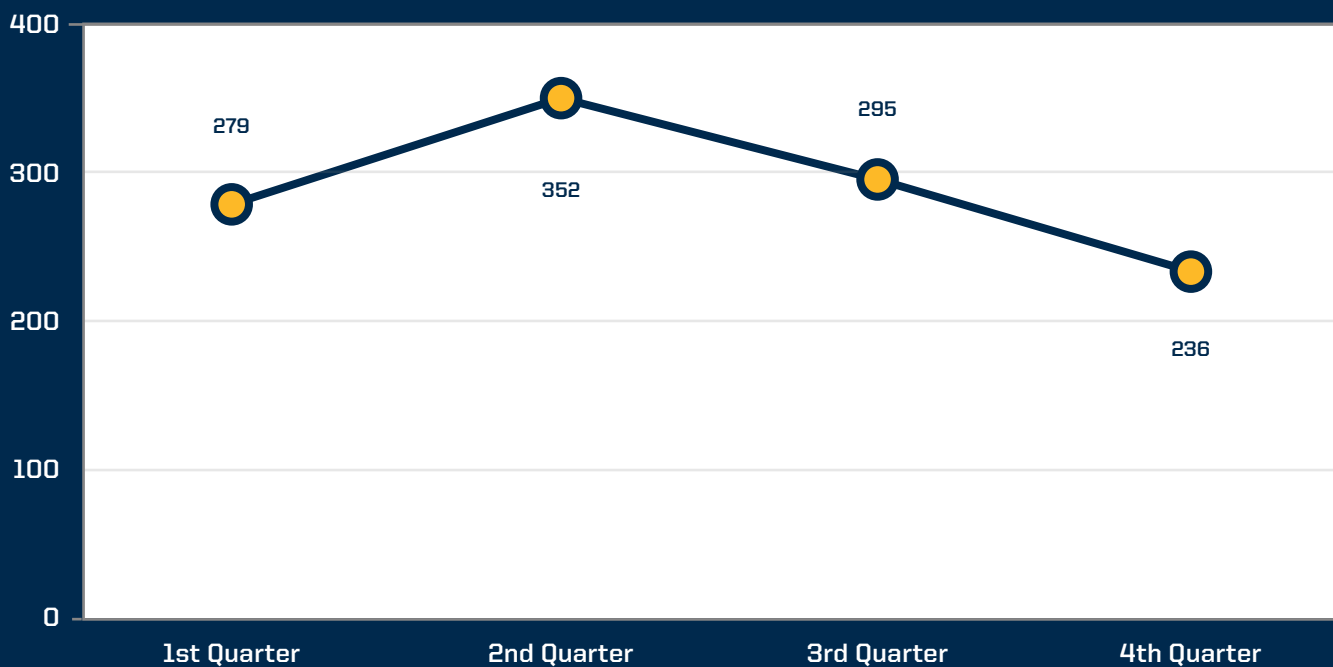
## INJURIES BY MONTH OF THE YEAR



### FIRES BY QUARTER OF THE YEAR



### INJURIES BY QUARTER OF THE YEAR





# 2015 ASSISTANCE TO FIREFIGHTERS GRANT AWARDS



The United States Fire Administration (USFA) has reported that the following departments received Assistance to Firefighters Grant (AFG) Awards for 2015. One of the requirements placed upon grantees under this award is that recipients “agree to provide information, through established reporting channels, to the USFA’s National Fire Incident Reporting System (NFIRS) for the period covered by the assistance if the grantee is a fire department. In Florida, the established reporting channel would be through the Florida Fire Incident Reporting System (FFIRS) Section of the Division of State Fire Marshal (SFM). Nonaffiliated EMS organizations do not have to comply with the NFIRS reporting requirement. If a fire department grantee does not currently participate in the incident reporting system and does not have the capacity to report at the time of the award, that grantee must agree to provide information to the NFIRS system for a twelve-month period commencing as soon as they develop the capacity to report. We expect

non-reporting grantees to pursue the capacity to report immediately after notification of an award, and for these non-reporting grantees to be actively reporting to NFIRS within the approved period of performance. AFG program grantees from previous years will not be allowed to closeout their grants until they demonstrate that they are complying with this requirement. Failure to closeout your previous years’ grants may affect the consideration of future awards. This requirement is included in the 2015 Program Guidance for the Assistance to Firefighters Grant program, as well as being included in the actual grant agreement. The award announcement dates for the 2015 recipients may be reviewed by entering the following link into your web browser: <http://www.fema.gov/firegrants/js/AFG2015.shtm>.

Please contact the FFIRS Section at (850) 413-3698 for assistance in helping your department comply with this reporting requirement.

Award Date	FDID #	Organization	City	Program	Activity Level
5/6/2016	19071	Four Communities Fire Department, Inc.	Cocoa	Operations and Safety	PPE (\$24,900)
5/6/2016	33131	Harold Volunteer Fire Department, Inc.	Milton	Operations and Safety	E (\$25,020)
5/6/2016	01032	Miami-Dade Fire Rescue	Miami	Operations and Safety	T (\$45,000)    WFP (\$19,065)
5/20/2016	15052	City of Bradenton Fire Department	Bradenton	Operations and Safety	MF (\$96,129)
5/20/2016	26022	City of St. Cloud Fire Rescue Department	St. Cloud	Operations and Safety	T (\$21,378)
5/20/2016	08042	Edgewater Fire Rescue	Edgewater	Operations and Safety	WFP (\$18,052)
5/20/2016	51101	Esto Fire Department	Esto	Operations and Safety	PPE (\$86,800)
5/20/2016	51101	Esto Fire Department	Esto	Vehicle Acquisition	VA (\$265,000)
5/20/2016	01022	City of Hialeah Fire Department	Hialeah	Operations and Safety	MF (\$309,498)    E (\$141,856)
5/20/2016	32022	Indian River County Fire Rescue	Vero Beach	Operations and Safety	PPE (\$942,500)
5/20/2016	36101	Liberty Fire District, Inc.	Defuniak Springs	Vehicle Acquisition	VA (\$249,777)
5/20/2016	03082	Temple Terrace Fire Department	Temple Terrace	Operations and Safety	MF (\$52,346)
5/20/2016	06272	West Palm Beach Fire Rescue	West Palm Beach	Operations and Safety	PPE (\$167,740)    WFP (\$23,977)
6/3/2016	57012	Okeechobee County Fire Rescue	Okeechobee	Operations and Safety	PPE (\$80,000)
6/3/2016	05102	Polk County Fire Rescue	Bartow	Operations and Safety	PPE (\$1,436,273)
6/3/2016	18012	Tice Fire Protection & Rescue Service District	Ft. Myers	Operations and Safety	PPE (200,000)

Award Date	FDID #	Organization	City	Program	Activity Level
6/17/2016	10282	Brovard County Fire Rescue	Ft. Lauderdale	All Paid/Career	PPE(\$458,191)
6/17/2016	06042	City of Palm Beach Gardens Fire Rescue Department	Palm Beach Gardens	Combination	PPE (\$47,347)
6/17/2016	64021	Immokalee Fire Control District	Immokalee	Combination	PPE (\$252,008)
7/8/2016	58041	Kinard Volunteer Fire Department	Kinard	Operations and Safety	PPE (\$23,900)
7/8/2016	08112	South Daytona Fire R3escue	South Daytona	Operations and Safety	PPE (\$30,771)
7/22/2016	07072	City of Apopka	Apopka	Operations and Safety	E (\$11,000)
7/22/2016	12131	Mascotte Fire Department	Mascotte	Operations and Safety	MF (\$26,224)
7/22/2016	21081	Midway Fire District	Gulf Breeze	Operations and Safety	E (\$14,212)
7/22/2016	06301	Palm Beach County Fire Rescue	West Palm Beach	Operations and Safety	E (\$663,708)
8/5/2016	07212	City of Orlando Fire Department	Orlando	Operations and Safety	E (\$176,000)
8/5/2016	20151	St. Johns County Fire Rescue	St. Augustine	Operations and Safety	MF (\$809,745)

A total of **517** fire departments throughout the state of Florida reported incidents to FFIRS for 2015 and of those departments, **27** received grants.

**E** Equipment

**T** Training

**WFP** Wellness Fitness Program

**MF** Modify Facility



# THE FOLLOWING IS A LISTING OF THE FIRE DEPARTMENTS THAT REPORTED TO THE FLORIDA FIRE INCIDENT REPORTING SYSTEM (FFIRS) SECTION DURING 2015

## ALACHUA COUNTY

Gainesville Fire Rescue {5.0}  
Newberry Fire Rescue {5.0}  
Melrose VFD {5.0}  
Lacrosse Fire Dept. {5.0}  
Cross Creek VFD {5.0}  
High Springs VFD {5.0}  
Windsor VFD {5.0}  
Alachua County Dept. of Public Safety {5.0}

- Hawthorne Fire Dept.

Micanopy Fire Rescue {5.0}

## BAKER COUNTY

City of Macclenny Fire Dept. {5.0}  
Baker County VFD {5.0}

## BAY COUNTY

Panama City Beach Fire Dept. {5.0}  
Lynn Haven Fire & EMS {5.0}  
Panama City Fire Dept. {5.0}  
Parker Fire Dept. {5.0}  
Springfield Fire Dept. {5.0}  
Callaway Fire Dept. {5.0}  
Mexico Beach Dept. of Public Safety {5.0}  
Bay County Fire Rescue {5.0}

## BRADFORD COUNTY

Starke Fire Dept. {5.0}  
Brooker VFD {5.0}  
Heilbron Springs VFD {5.0}  
Lawley VFD {5.0}  
Hampton VFD {5.0}  
Theresa VFD {5.0}

## BREVARD COUNTY

Cape Canaveral Fire Rescue {5.0}  
Indianlantic Fire Rescue {5.0}  
CCAFS/KSC Fire Rescue {5.0}  
Palm Bay Fire Dept. {5.0}  
Cocoa Fire Dept. {5.0}  
Cocoa Beach Fire Dept. {5.0}  
Melbourne Fire Dept. {5.0}  
Indian Harbour Beach VFD {5.0}  
Malabar VFD {5.0}  
Melbourne Beach VFD {5.0}  
Satellite Beach Fire Dept. {5.0}  
Rockledge Fire & EMS {5.0}  
Titusville Fire & EMS {5.0}  
Brevard County Fire Rescue {5.0}

- Scottsmoor VFD
- South Melbourne Beach VFD
- Bellwood VFD
- Four Communities Fire Dept.
- Mims VFD
- Merritt Island VFD
- Canaveral Port Fire Dept.
- Canova Beach/Patrick Shores Fire Dept.
- District Four VFD
- Lake Washington VFD
- Micco VFD
- Suntree/Viera VFD

## BROWARD COUNTY

Hallendale Beach Fire Rescue {5.0}  
Southwest Ranches VFR {5.0}  
Plantation Fire Dept. {5.0}  
Hollywood Fire Rescue {5.0}  
Lauderhill Fire Rescue {5.0}  
Pembroke Pines Fire Rescue {5.0}  
Margate Fire Rescue {5.0}  
Lauderdale by the Sea VFD {5.0}  
North Lauderdale Fire Rescue {5.0}  
Coral Springs Fire Dept. {5.0}

- Parkland Fire Dept.

Sunrise Fire Rescue {5.0}  
Pompano Beach Fire Rescue {5.0}  
Oakland Park Fire Rescue {5.0}  
Fort Lauderdale Fire Dept. {5.0}  
Tamarac Fire Dept. {5.0}  
Miramar Fire Rescue {5.0}  
Davie Fire Rescue {5.0}  
Lighthouse Point Fire Rescue {5.0}  
Broward Sheriff's Office Dept. of Fire Rescue & EMS {5.0}

- Dania Beach Fire Dept.
- Deerfield Beach Fire Rescue
- Carver Ranches VFD
- Southwest Broward VFD
- Port Everglades Dept. of Public Safety
- Wilton Manors Fire Dept.

## CALHOUN COUNTY

Blountstown Fire Dept. {5.0}  
Magnolia VFD {5.0}  
Altha Fire Dept. {5.0}  
Carr-Clarksville VFD {5.0}  
Kinard VFD {5.0}  
Scott's Ferry VFD {5.0}  
Nettle Ridge VFD {5.0}

## CHARLOTTE COUNTY

Punta Gorda Fire Dept. {5.0}  
Charlotte County Fire & EMS {5.0}  
Little Gasparilla Island Fire Rescue {5.0}

## CITRUS COUNTY

Citrus County Fire Services {5.0}  
Crystal River Fire Dept. {5.0}

## CLAY COUNTY

Clay County Public Safety & Fire Rescue {5.0}

## COLLIER COUNTY

Ochopee FCD {5.0}  
Immokalee FCD {5.0}  
North Collier FC & Rescue Dist. {5.0}  
Isles of Capri Fire Rescue {5.0}  
City of Naples Fire Rescue {5.0}  
Marco Island Fire Dept. {5.0}

## COLUMBIA COUNTY

Lake City Fire Dept. {5.0}  
Columbia County Fire Dept. {5.0}

## DESOTO COUNTY

Desoto County Fire Rescue {5.0}

## DIXIE COUNTY

Cross City Fire Dept. {5.0}  
Horseshoe Beach Fire Dept. {5.0}  
Dixie County EMS {5.0}

- Suwannee VFD
- Old Town Fire Rescue
- Jena VFD

## DUVAL COUNTY

Jacksonville Beach Fire Dept. {5.0}  
Jacksonville Fire Rescue {5.0}

- Jacksonville Intn'l Airport
- Neptune Beach Fire Dept.
- Baldwin Fire Dept.

## ESCAMBIA COUNTY

Pensacola Fire Dept. {5.0}  
Escambia County Fire Rescue {5.0}

## FLAGLER COUNTY

Flagler Beach Fire Dept. {5.0}  
Bunnell VFD {5.0}  
Palm Coast Fire Dept. {5.0}  
Flagler County Fire Rescue {5.0}

- Korona Fire Dept.
- St Johns Park VFD
- Hammock Community VFD
- Rima Ridge Fire Rescue
- Espanola VFD

## FRANKLIN COUNTY

Apalachicola Fire Dept. {5.0}  
Eastpoint VFD {5.0}

## GADSDEN COUNTY

Chattahoochee VFD {5.0}  
Florida State Hospital Fire Dept. {5.0}  
Greensboro VFD {5.0}  
Quincy Fire Dept. {5.0}  
Gadsden County Fire Service {5.0}  
Gretna VFD {5.0}  
Robertsville VFD {5.0}  
Havana Fire Dept. {5.0}  
Mt. Pleasant VFD {5.0}  
Wetumpka VFD {5.0}  
Concord VFD {5.0}  
Midway VFD {5.0}  
Sycamore VFD {5.0}

## GILCHRIST COUNTY

Gilchrist County Fire Rescue {5.0}

- Bell Fire Dept.
- SE Gilchrist VFD
- North Gilchrist VFD
- Spring Ridge VFD

Trenton Fire Rescue {5.0}  
Fanning Springs VFD {5.0}

**GLADES COUNTY**

Moore Haven VFD {5.0}  
 Glades County VFD {5.0}  
 Lake Port VFD {5.0}  
 Buckhead Ridge VFD {5.0}  
 Ortona VFD {5.0}

**GULF COUNTY**

South Gulf County Fire Dept. {5.0}  
 Overstreet VFD {5.0}  
 Wewahitchka VFD {5.0}  
 Wetappo Creek VFD {5.0}  
 Port St. Joe VFD {5.0}  
 Gulf County Beaches VFD {5.0}  
 Howards Creek VFD {5.0}  
 Dalkeith VFD {5.0}  
 Stone Mill Creek VFD {5.0}

**HAMILTON COUNTY**

Jennings VFD {5.0}  
 Jasper Fire Rescue {5.0}  
 Crossroads VFD {5.0}  
 White Springs Fire Dept. {5.0}  
 Genoa VFD {5.0}  
 Bellville Fire Dept. {5.0}

**HARDEE COUNTY****HENDRY COUNTY**

Clewiston VFD {5.0}  
 Labelle VFD {5.0}  
 Montura Fire Dept. {5.0}  
 Pioneer Plantation VFD {5.0}  
 Seminole Tribe's Fire Rescue {5.0}

**HERNANDO COUNTY**

Brooksville Fire Dept. {5.0}  
 Hernando County Fire Rescue {5.0}
 

- Springhill Fire Rescue
- Tri County VFD

 Hernando Beach VFD {5.0}

**HIGHLANDS COUNTY**

Sebring Fire Dept. {5.0}  
 West Sebring VFD {5.0}  
 Lake Placid Fire Rescue {5.0}  
 Desoto City VFD {5.0}  
 Avon Park Fire Dept. {5.0}  
 Highlands County Fire Admin. {5.0}  
 Highlands Park VFD {5.0}  
 Leisure Lakes VFD {5.0}  
 Lorida VFD {5.0}  
 Sun 'N Lakes of Lake Placid VFD {5.0}  
 Venus VFD {5.0}

**HILLSBOROUGH COUNTY**

Plant City Fire Rescue {5.0}  
 Hillsborough County Fire Rescue {5.0}
 

- Dover-Creek VFD
- Cork-Knight VFD
- Sun-Dance Fire Dept.
- Bloomingdale Fire Dept.

 Tampa Fire Dept. {5.0}  
 Temple Terrace Fire Dept. {5.0}

**HOLMES COUNTY**

Bonifay VFD {5.0}  
 New Hope VFD {5.0}  
 Pittman VFD {5.0}  
 Esto VFD {5.0}

**INDIAN RIVER COUNTY**

Indian River Shores Public Safety {5.0}

Indian River County Fire Rescue {5.0}
 

- Indian River County EMS
- Sebastian VFD

**JACKSON COUNTY**

Cottondale VFD {5.0}  
 Campbellton VFD {5.0}  
 Malone VFD {5.0}  
 Marianna Fire Rescue {5.0}  
 Grandridge Fire Dept. {5.0}  
 Graceville VFD {5.0}  
 Sneads VFD {5.0}  
 Jackson County Fire Rescue {5.0}  
 Alford VFD {5.0}  
 Compass Lake VFD {5.0}  
 Dellwood VFD {5.0}

**JEFFERSON COUNTY**

Lloyd VFD {5.0}  
 Monticello VFD {5.0}  
 Jefferson County Fire Rescue {5.0}  
 Wacissa VFD {5.0}

**LAFAYETTE COUNTY**

Mayo VFD {5.0}  
 Lafayette County Fire Dept. {5.0}

**LAKE COUNTY**

Eustis Fire Dept. {5.0}  
 Leesburg Fire Dept. {5.0}  
 Groveland Fire Dept. {5.0}  
 Tavares Fire Dept. {5.0}  
 Clermont Fire Dept. {5.0}  
 Montverde Fire Dept. {5.0}  
 Mount Dora Fire Dept. {5.0}  
 Minneola Fire Rescue {5.0}  
 Fruitland Park Fire Rescue {5.0}  
 Mascotte Fire Rescue {5.0}  
 Lake County Fire Rescue {5.0}

**LEE COUNTY**

San Carlos Park FCD {5.0}  
 Tice Fire & Rescue District {5.0}  
 Bayshore Fire Rescue {5.0}  
 Cape Coral Fire Rescue {5.0}  
 Alva FCD {5.0}  
 Estero Fire Rescue {5.0}  
 Bonita Springs Fire Rescue {5.0}  
 Captiva Island FCD {5.0}  
 Lehigh Acres FCD {5.0}  
 Upper Captiva FRD {5.0}  
 North Ft. Myers Fire District {5.0}  
 Sanibel Fire Rescue {5.0}  
 Lee County Port Authority ARFF Dept. {5.0}  
 Boca Grande FCD {5.0}  
 Fort Myers Fire Dept. {5.0}  
 Ft Myers Beach FCD {5.0}  
 Ft Myers Shores Fire District {5.0}  
 Matlacha-Pine Island FCD {5.0}  
 South Trail Fire Rescue {5.0}  
 Iona McGregor Fire District {5.0}  
 Useppa Island VFC {5.0}

**LEON COUNTY**

Tallahassee Fire Dept. {5.0}  
 Miccosukee VFD {5.0}  
 Lake Jackson Fire Rescue {5.0}  
 Woodville VFD {5.0}  
 Bradfordville Fire Rescue {5.0}

**LEVY COUNTY**

Inglis Fire Dept. {5.0}

Cedar Key VFR {5.0}  
 Chiefland Fire Rescue {5.0}
 

- Yankeetown VFD
- Fowlers Bluff VFD

 Williston VFD {5.0}  
 Levy County Fire Rescue {5.0}

**LIBERTY COUNTY**

Bristol VFD {5.0}  
 Rock Bluff VFD {5.0}

**MADISON COUNTY**

Lee Fire Dept. {5.0}  
 Greenville Fire Dept. {5.0}  
 Madison Fire Dept. {5.0}  
 Cherry Lake Vol Fire Rescue {5.0}

**MANATEE COUNTY**

Longboat Key Fire Rescue {5.0}  
 West Manatee Fire Rescue {5.0}  
 Trailer Estates Fire Dept. {5.0}  
 Southern Manatee Fire Rescue {5.0}  
 Bradenton Fire Rescue {5.0}  
 East Manatee Fire Rescue {5.0}  
 Myakka City Fire District {5.0}  
 Cedar Hammock Fire Rescue {5.0}  
 Parrish Fire District {5.0}  
 North River Fire District {5.0}

**MARION COUNTY**

Dunnellon Fire Rescue {5.0}  
 Rainbow Lakes Estates VFD {5.0}  
 Ocala Fire Dept. {5.0}  
 Marion County Fire Rescue {5.0}

**MARTIN COUNTY**

Jupiter Island Dept. of Public Safety {5.0}  
 Martin County Fire Rescue {5.0}  
 Stuart Fire Dept. {5.0}

**MIAMI-DADE COUNTY**

Miami Beach Fire Dept. {5.0}  
 Hialeah Fire Dept. {5.0}  
 Miami-Dade Fire Rescue {5.0}  
 City of Miami Fire Rescue {5.0}  
 Coral Gables Fire Dept. {5.0}  
 Village of Key Biscayne Fire Rescue {5.0}

**MONROE COUNTY**

Monroe County Fire Rescue {5.0}
 

- Big Coppitt VFD
- Big Pine Key VFD
- Layton VFD
- Tavernier VFD
- Sugarloaf Key Fire Rescue
- Key West Intl Airport Fire Dept.

 Key West Fire Dept. {5.0}  
 Ocean Reef Public Safety {5.0}  
 Key Largo VFD {5.0}  
 Islamorada Fire Rescue {5.0}  
 Marathon Fire Rescue {5.0}

**NASSAU COUNTY**

Fernandina Beach Fire Dept. {5.0}  
 Nassau County Fire Rescue {5.0}
 

- Nassau Oaks VFD
- Bryceville VFD
- Nassauville VFD

 Callahan VFD {5.0}
 

- Yulee VFD
- Nassau Village Gray Gables Fire Dept.
- River Road Community VFD
- Ratliff VFR

**OKALOOSA COUNTY**

Destin FCD {5.0}  
 Florosa FCD {5.0}  
 Crestview Fire Dept. {5.0}  
 Baker Fire Dist. {5.0}  
 Fort Walton Beach Fire Dept. {5.0}  
 Ocean City-Wright FCD {5.0}
 

- Sylvania Heights Fire District

 Valparaiso VFD {5.0}  
 Mary Esther VFD {5.0}  
 Niceville Fire Dept. {5.0}  
 Okaloosa Island Fire District {5.0}  
 Holt VFD {5.0}  
 North Bay Fire District {5.0}  
 Almarante VFD {5.0}  
 Blackman VFD {5.0}  
 North Okaloosa Fire Dept. {5.0}

**OKEECHOBEE COUNTY**

Okeechobee County Fire Rescue {5.0}  
 Okeechobee Fire Dept. {5.0}

**ORANGE COUNTY**

Winter Park Fire Dept. {5.0}  
 Apopka Fire Dept. {5.0}  
 Reedy Creek Improvement District {5.0}  
 Maitland Fire Dept. {5.0}  
 Ocoee Fire Dept. {5.0}  
 Orlando Fire Dept. {5.0}  
 Winter Garden Fire Dept. {5.0}  
 Greater Orlando Aviation Authority {5.0}  
 Orange County Fire Rescue {5.0}

**OSCEOLA COUNTY**

Kissimmee Fire Dept. {5.0}  
 St. Cloud FR {5.0}  
 Osceola County Fire Rescue {5.0}

**PALM BEACH COUNTY**

Boynton Beach Fire Rescue {5.0}  
 Palm Beach Gardens Fire Dept. {5.0}  
 Greenacres Dept. of Public Safety {5.0}  
 North Palm Beach Public Safety {5.0}  
 Boca Raton Fire Dept. {5.0}  
 Delray Beach Fire Rescue {5.0}  
 Town of Palm Beach Fire Rescue {5.0}  
 Riviera Beach Fire Rescue {5.0}  
 West Palm Beach Fire Rescue {5.0}  
 Tequesta Fire Rescue {5.0}  
 Palm Beach County Fire Rescue {5.0}
 

- Pahokee Fire Rescue

**PASCO COUNTY**

New Port Richey Fire Dept. {5.0}  
 Zephyrhills Fire Dept. {5.0}  
 City of Port Richey Fire Dept. {5.0}  
 Pasco County Fire Rescue {5.0}
 

- Land O'Lakes VFD

**PINELLAS COUNTY**

Pinellas Suncoast Fire Rescue {5.0}  
 South Pasadena Fire Dept. {5.0}  
 Clearwater Fire Dept. {5.0}  
 Oldsmar Fire Rescue {5.0}  
 Largo Fire Rescue {5.0}  
 Lealman Fire Dept. {5.0}  
 Tarpon Springs Fire Dept. {5.0}  
 Pinellas Park Fire Dept. {5.0}  
 Gulfport Fire Dept. {5.0}  
 Dunedin Fire Dept. {5.0}  
 East Lake Tarpon Special Fire Control {5.0}  
 Madeira Beach Fire Dept. {5.0}

Palm Harbor Special Fire Control {5.0}  
 Safety Harbor Fire Dept. {5.0}  
 St Petersburg Fire Rescue {5.0}  
 St Petersburg Beach Fire Dept. {5.0}  
 Seminole Fire Rescue {5.0}  
 Treasure Island Fire Dept. {5.0}  
 St Pete/Clearwater Airport Fire Dept. {5.0}

**POLK COUNTY**

Auburndale Fire Dept. {5.0}  
 Davenport VFD {5.0}  
 Lakeland Fire Dept. {5.0}  
 Haines City Fire Rescue {5.0}  
 Lake Alfred Fire Dept. {5.0}  
 Bartow Fire Dept. {5.0}  
 Fort Meade Fire Dept. {5.0}  
 Lake Wales Fire Dept. {5.0}  
 Polk County Fire Dept. {5.0}
 

- Fedhaven VFD
- Jan Phyl Village Fire Dept.
- Medulla VFD
- Rifle Range Fire Dept.
- Eagle Lake City Fire Dept.
- Indian Lake Estates VFD
- Polk City Fire Dept.
- Providence Fire Dept.
- Highland City VFD
- Mulberry Fire Rescue
- Willow Oaks Fire Dept.
- Loughman VFD
- Poinciana VFD
- Golfview Park Fire Dept
- Caloosa Lake VFD
- Grape Hammock VFD

 Frostproof Fire Dept. {5.0}  
 Winter Haven Fire Dept. {5.0}  
 Dundee Fire Rescue {5.0}

**PUTNAM COUNTY**

Crescent City Fire Dept. {5.0}  
 Palatka Fire Dept. {5.0}  
 George's Lake VFD {5.0}  
 Florahome-Grandin VFD {5.0}  
 Francis VFD {5.0}  
 Southwest VFD {5.0}  
 Interlachen Lake Estates Fire Dept. {5.0}  
 Pomona Park/Lake Como VFD {5.0}  
 Interlachen Area VFD {5.0}  
 East Palatka VFD {5.0}  
 Satsuma VFD {5.0}  
 Welaka VFD {5.0}  
 West Putnam VFD {5.0}  
 Georgetown-Fruitland VFD {5.0}  
 Hollister VFD {5.0}  
 Bostwick VFD {5.0}  
 Riverside VFD {5.0}  
 Putnam County EMS {5.0}  
 Bardin VFD {5.0}

**SANTA ROSA COUNTY**

Allentown VFD {5.0}  
 Milton Fire Dept. {5.0}  
 Bagdad VFD {5.0}  
 Berrydale VFD {5.0}  
 East Milton VFD {5.0}  
 Munson VFD {5.0}  
 Pace VFD {5.0}  
 Avalon Beach Fire Dept. {5.0}  
 Jay VFD {5.0}  
 Midway Fire District {5.0}  
 Skyline Fire Prot & Rescue District {5.0}  
 Holley Navarre Fire Protection {5.0}

Harold VFD {5.0}  
 Navarre Beach Fire Dept. {5.0}

**SARASOTA COUNTY**

Nokomis VFD {5.0}  
 Englewood Area FCD {5.0}  
 North Port Fire Rescue {5.0}  
 Venice Fire Dept. {5.0}  
 Sarasota County Fire Dept. {5.0}  
 Sarasota-Bradenton Int'l Airport {5.0}

**SEMINOLE COUNTY**

Lake Mary Fire Dept. {5.0}  
 Sanford Fire Dept. {5.0}  
 Oviedo Fire Dept. {5.0}  
 Seminole County Fire Dept. {5.0}  
 Casselberry Fire Rescue {5.0}  
 Longwood Fire Dept. {5.0}  
 Orlando Sanford Airport Fire Rescue {5.0}

**ST. JOHNS COUNTY**

St. Augustine Fire Dept. {5.0}  
 St. Johns County Fire Rescue {5.0}

**ST. LUCIE COUNTY**

St. Lucie County Fire District {5.0}

**SUMTER COUNTY**

Sumter County Fire Rescue {5.0}  
 The Villages Public Safety Dept. {5.0}

**SUWANNEE COUNTY**

Bradford VFD {5.0}  
 Live Oak Fire Dept. {5.0}  
 Suwannee County Fire Rescue {5.0}
 

- Falmouth VFD
- Luraville VFD
- Wellborn VFD
- McAlpin VFD
- O'Brien VFD
- Ranchette VFD

**TAYLOR COUNTY**

Perry Fire Dept. {5.0}  
 Taylor County Fire Rescue {5.0}
 

- Steinhatchee VFD
- Taylor Beach Fire Dept.
- West District VFD
- Athena VFD
- North District VFD
- Shady Grove VFD

**UNION COUNTY**

Lake Butler VFD {5.0}
 

- Worthington Springs VFD

 Union County Dept. of Emergency Services {5.0}

**VOLUSIA COUNTY**

Ormond Beach Fire Dept. {5.0}  
 Deltona Fire Rescue {5.0}  
 Daytona Beach Shores Public Safety {5.0}  
 Deland Fire Dept. {5.0}  
 Edgewater Fire Rescue {5.0}  
 New Smyrna Beach Fire Dept. {5.0}  
 Daytona Beach Fire Dept. {5.0}  
 Holly Hill Fire Rescue {5.0}  
 Orange City Fire Dept. {5.0}  
 South Daytona Fire Dept. {5.0}  
 Port Orange Fire Rescue {5.0}  
 Ponce Inlet Fire Rescue {5.0}  
 Volusia County Fire Services {5.0}
 

- Daytona Beach Int'l Airport Fire Dept.



**WAKULLA COUNTY**

- St. Marks VFD {5.0}
- Panacea VFD {5.0}
- Wakulla County Fire Rescue {5.0}
- Sopchoppy VFD {5.0}
- Apalachee Bay VFD {5.0}
- Medart VFD {5.0}
- Ochlochnee Bay VFD {5.0}
  - Crawfordville VFR
  - Wakulla VFD

**WALTON COUNTY**

- South Walton Fire Dept. {5.0}
- Defuniak Springs Fire Dept. {5.0}
- Liberty Fire District, Inc. {5.0}
- Argyle VFD {5.0}
- Walton County Fire Rescue {5.0}
  - Freeport Fire Rescue

**WASHINGTON COUNTY**

- Vernon VFD {5.0}

- Chipley Fire Dept. {5.0}
- Country Oaks VFD {5.0}
- Sunny Hills VFD {5.0}
- Hinson Crossroads VFD {5.0}
- Orange Hill VFD {5.0}
  - Wausau VFD
  - Caryville VFD
  - Five Points VFD
  - Ebro VFD



The FFIRS Section would like to thank each of the fire departments responsible for making this report possible. In total, 517 fire departments reported incidents for 2015. This annual report is the product of the compilation of information received from those departments. We appreciate your support which is essential to the production of the annual report. It is our goal to have all fire departments utilizing the reporting system. If your department is not currently participating in FFIRS and would like to, please contact our office at (850) 413-3698 or [ffirs@myfloridacfo.com](mailto:ffirs@myfloridacfo.com)



# OUTSTANDING FIRE & RESCUE SERVICE PERSONNEL HONORED



## 2015 FLORIDA FIRE SERVICE AWARDS RECEPTION

On March 1, 2016

&

## CABINET PRESENTATION

March 2, 2016

The Capitol – Cabinet Room

Reception March 1, 2016 on the 22nd Floor of the Capitol @ 5:30

Florida Fire Chief of the Year by FFCA

**David Downey**

Florida Fire Investigator of the Year by FFMA

**Jeffrey Brown**

Florida Forestry Firefighter of the Year by FSFA/Forestry

**Jared Darrier**

Florida Volunteer Firefighter of the Year by FSFA

**Stephen Bunting**

Florida Fire Marshal of the Year by FFMA

**Ramon Perez**

Career Firefighter of the Year by FSFA

**Al Pulvirenti**

Florida Fire Inspector of the Year by FFMA

**Kathy Szostak**

Florida Emergency Preparedness Manager  
(Chad Reed Preparedness Manager) by FEPA

**Bill Johnson**

Florida Professional Firefighter of the Year by PPF

**Doug Walter**

Florida Training Center of the Year

**North Collier County Training Center**

Florida Fire Service Instructor of the Year by FFCA

**Ralph Everage Jr**

Volunteer Fire Chief of the Year by FSFA

**John King**





# FLORIDA FIRE INCIDENT REPORTING SYSTEM FIRE DEPARTMENT INFORMATION UPDATE



Please take a moment to complete the following survey and return it to the Florida Fire Incident Reporting System Section. We are dedicated to enhancing our training services, course information, and support to Florida fire departments.

Fire Chief: \_\_\_\_\_ Email: \_\_\_\_\_

Fire Department: \_\_\_\_\_ FDID: \_\_\_\_\_

Mailing Address: \_\_\_\_\_

Physical Address: \_\_\_\_\_

Phone Number ( ) \_\_\_\_\_ - \_\_\_\_\_ Fax Number ( ) \_\_\_\_\_ - \_\_\_\_\_

FFIRS Administrator: \_\_\_\_\_ Email: \_\_\_\_\_

Name of Reporting Software: \_\_\_\_\_

**\* Users of the USFA/National Fire Incident Reporting System Software (Data Entry Tool) Only\***

What version is your fire department using: \_\_\_\_\_

Are you reporting On-Line or Off-Line: \_\_\_\_\_

If not currently reporting, please check the reason(s) below:

- No Computer
- Limited knowledge of software and/or reporting options
- No reporting software
- Other, please explain: \_\_\_\_\_

If not currently reporting to FFIRS, is your fire department providing incident data to a local or county department?:

- Yes, name of department: \_\_\_\_\_
- No

The FFIRS Section offers courses on the following:  
Please check any that would be beneficial to your department.

- Guidelines to proper coding of incidents
- Data analysis
- Installation and use of the USFA/NFIRS Software

Contact Person (If different from above): \_\_\_\_\_

Phone Number: ( ) \_\_\_\_\_ - \_\_\_\_\_

Additional Comments: \_\_\_\_\_  
\_\_\_\_\_  
\_\_\_\_\_

Please return this form by using the following fax or mailing address:  
Mailing Address: Division of State Fire Marshal  
FFIRS Section  
200 East Gaines Street  
Tallahassee, FL 32399-0340  
Fax: (850) 921-7525







# EVERYONE GOES HOME

[HTTP://WWW.EVERYONEGOESHOME.COM](http://www.everyonegoeshome.com)



**“FIGHTING FIRES WITH FACTS”**  
FLORIDA FIRE INCIDENT REPORTING SYSTEM SECTION

