



FLORIDA
DEPARTMENT of
CORRECTIONS

*Changing Lives to
Ensure a Safer Florida*

Governor

RICK SCOTT

Secretary

MICHAEL D. CREWS

501 South Calhoun Street, Tallahassee, FL 32399-2500

<http://www.dc.state.fl.us>

LONG RANGE PROGRAM PLAN

Department of Corrections

Tallahassee

September 25, 2014

Cynthia Kelly, Director
Office of Policy and Budget
Executive Office of the Governor
1701 Capitol
Tallahassee, FL 32399-0001


JoAnne Leznoff, Staff Director
House Appropriations Committee
221 Capitol
Tallahassee, FL 32399-1300

Cindy Kynoch, Staff Director
Senate Committee on Appropriations
201 Capitol
Tallahassee, FL 32399-1300

Dear Directors:

Pursuant to Chapter 216, Florida Statutes, the Long Range Program Plan (LRPP) for the Department of Corrections is submitted in the format prescribed in the budget instructions. The information provided electronically and contained herein is a true and accurate presentation of our mission, goals, objectives and measures for the Fiscal Year 2015-16 through Fiscal Year 2019-2020. The internet website address that provides the link to the LRPP located on the Florida Fiscal Portal is <http://www.dc.state.fl.us/pub/index.html>. This submission has been approved by Michael D. Crews, Secretary.

Sincerely,


Michael D. Crews
Secretary

Trust ★ Respect ★ Accountability ★ Integrity ★ Leadership

Department of Corrections



Long-Range Program Plan

Fiscal Years 2015-2016 through 2019-2020

DEPARTMENT MISSION:

To promote safety of the public, our staff and offenders by providing security, supervision, and care, offering opportunities for successful re-entry into society, and capitalizing on partnerships to continue to improve the quality of life in Florida.

Goals

Goal #1: Provide for the care, custody, and management of inmates while ensuring public and staff safety.

Goal #2: Reduce victimization by preparing inmates for successful transition and re-entry into their communities.

Goal #3: Enhance public safety through effective supervision of offenders in the community.

Goal #4: Optimize organization performance.

Goal #5: Ensure effective leadership at all levels of the Department.

DEPARTMENT OF CORRECTIONS
Goals, Objectives and Outcomes

Agency Objectives

- OBJECTIVE 1A: Provide for public and staff safety**
- OBJECTIVE 1B: Provide assessment, classification and housing of inmates according to their needs, risk and threat**
- OBJECTIVE 1C: Provide a safe and humane environment for inmates**
- OBJECTIVE 2A: Ensure inmates are prepared to transition prior to release**
- OBJECTIVE 2B: Ensure an environment that promotes internal and external community involvement**
- OBJECTIVE 3A: Enhance stakeholder awareness of the role, importance and long-range outcomes of successful community supervision**
- OBJECTIVE 4A: Ensure efficiency of operations**

DEPARTMENT OF CORRECTIONS
Goals, Objectives and Outcomes

GOAL #1: Provide for the care, custody, and management of inmates while ensuring public and staff safety

OBJECTIVE 1A: Provide for public and staff safety

OUTCOME: Number of escapes from the secure perimeter of major institutions

Baseline/ Year	FY 2015-16	FY 2016-17	FY 2017-18	FY 2018-19	FY 2019-20
6 / 95-96	0	0	0	0	0

JUSTIFICATION: By not allowing any escapes during FY's 2015-16 through 2019-20, the department supports the Governor's Priority of "reduce government spending" as inmates who have committed crimes, and have the potential to commit additional crimes, are removed from society. The department will continue to seek ways to keep inmates incarcerated in the most efficient and effective manner possible in order to reduce incarceration costs and help protect society from costs associated with crime.

OBJECTIVE 1B: Provide assessment, classification, and housing of inmates according to their needs, risk, and threat

OUTCOME: Percent of inmates placed in a facility that provides at least one of the inmate's primary program needs

Baseline/ Year	FY 2015-16	FY 2016-17	FY 2017-18	FY 2018-19	FY 2019-20
62% / 00-01	77.0%	77.0%	77.0%	77.0%	77.0%

JUSTIFICATION: By maintaining a rate of 77.0% for placing inmates in a facility that provides at least one of the inmate's primary needs during FY's 2015-16 through 2019-20, the department supports the Governor's Priority of "reduce government spending" as inmates who have committed crimes are provided opportunities that may prevent them from committing additional crimes upon release. The department will continue to seek ways to efficiently and effectively place inmates in facilities that can meet their needs in order to reduce incarceration costs and help protect society from costs associated with crime.

OBJECTIVE 1C: Provide a safe and humane environment for inmates

OUTCOME: Percent of random inmate drug tests that are negative

Baseline/ Year	FY 2015-16	FY 2016-17	FY 2017-18	FY 2018-19	FY 2019-20
97% / 95-96	98%	98%	98%	98%	98%

JUSTIFICATION: By having the rate of random inmate drug tests that are negative remain at 98% during FY's 2015-16 through 2019-20, the department supports the Governor's Priority of "reduce government spending" as inmates who have committed crimes, some involving drug use, are not using illegal drugs while in prison. The department will continue to seek ways to test for drugs, and keep inmates drug-free, in the most efficient and effective manner possible in order to reduce incarceration costs and help protect society from costs associated with crime and illegal drug use.

DEPARTMENT OF CORRECTIONS
Goals, Objectives and Outcomes

OBJECTIVE 1D: Provide a safe and humane environment for inmates

OUTCOME: Percent of reported criminal incidents investigated by the Inspector General's Office

Baseline/ Year	FY 2015-16	FY 2016-17	FY 2017-18	FY 2018-19	FY 2019-20
100% / 00-01	100%	100%	100%	100%	100%

JUSTIFICATION: By reviewing 100% of reported criminal incidents during FY's 2015-16 through 2019-20, the department supports the Governor's Priority of "reduce government spending" as criminal incidents are possibly resolved before additional ones can occur. The department will continue to seek ways to efficiently and effectively investigate criminal incidents in order to provide a safe and humane environment for inmates.

GOAL #2: Reduce victimization by preparing inmates for successful transition and re-entry into their communities

OBJECTIVE 2A: Ensure inmates are prepared to transition prior to release

OUTCOME: Percent of offenders/inmates who successfully complete transition, rehabilitation, or support programs without subsequent recommitment to community supervision or

Baseline/ Year	FY 2015-16	FY 2016-17	FY 2017-18	FY 2018-19	FY 2019-20
87% / 73% FY 05-06/95-96	90.5% / 72.0%	90.5% / 72.0%	90.5% / 72.0%	90.5% / 72.0%	90.5% / 72.0%

JUSTIFICATION: By having 72.0% of inmates and 90.5% of offenders successfully complete transition, rehabilitation, or support programs without subsequent recommitment to community supervision or prison during FY's 2015-16 through 2019-20, the department supports the Governor's Priority of "reduce government spending" as offenders and inmates who have committed crimes are not committing new crimes when they are released back to society. The department will continue to seek ways to provide transition, rehabilitation, or support programs in the most efficient and effective manner possible in order to reduce incarceration costs and help protect society from costs associated with crime. Baseline data for offenders is not yet available due to recent implementation of faith-based transitional housing program.

OBJECTIVE 2B: Ensure an environment that promotes internal and external community involvement

OUTCOME: Percent of available inmates who work

Baseline/ Year	FY 2015-16	FY 2016-17	FY 2017-18	FY 2018-19	FY 2019-20
85.7% / 00-01	100%	100%	100%	100%	100%

DEPARTMENT OF CORRECTIONS

Goals, Objectives and Outcomes

JUSTIFICATION: By maintaining a rate of 100% for available community work squad inmates who work during FY's 2015-16 through 2019-20, the department supports the Governor's Priority of "reduce government spending" as inmates who have committed crimes are provided work opportunities that may teach skills and values that may prevent them from committing additional crimes upon release. The department will continue to seek ways to efficiently and effectively make sure inmates work in order to reduce incarceration costs, as well as other costs such as maintaining state right-of-ways, and help protect society from costs associated with crime.

GOAL #3: Enhance public safety through effective supervision of offenders in the community

OBJECTIVE 3A: Enhance stakeholder awareness of the role, importance, and long-range outcomes of successful community supervision

OUTCOME: Percent of victim notifications that meet the statutory time period requirements

Baseline/ Year	FY 2015-16	FY 2016-17	FY 2017-18	FY 2018-19	FY 2019-20
95% / 00-01	99%	99%	99%	99%	99%

JUSTIFICATION: By maintaining a 99% rate for victim notifications that meet statutory time period requirements during FY's 2015-16 through 2019-20, the department supports the Governor's Priority of "reduce government spending" as victims of crimes are provided information about inmates and offenders that should help make them less vulnerable to future crime, which should enhance their quality of life. The department will continue to seek ways to notify victims in the most efficient and effective manner possible in order to reduce notification costs.

GOAL #4: Optimize organizational performance

OBJECTIVE 4A: Ensure efficiency of operations

OUTCOME: Percent of Department administrative and support costs and positions compared to the total department costs and positions

Baseline/ Year	FY 2015-16	FY 2016-17	FY 2017-18	FY 2018-19	FY 2019-20
3.3% (\$) 3.5% FTE / 00-01	3.03% (\$) 2.60% FTE	3.03% (\$) 2.60% FTE	3.03% (\$) 2.60% FTE	3.03% (\$) 2.60% FTE	3.03% (\$) 2.60% FTE

JUSTIFICATION: By keeping administrative and support costs at 3.03% and positions at 2.60% of total department costs during FY's 2015-16 through 2019-20 the department supports the Governor's Priority of "reduce government spending."

DEPARTMENT OF CORRECTIONS
Goals, Objectives and Outcomes

OBJECTIVE 4B: **Develop and maintain a workforce which meets the needs of the State and the Department**

OUTCOME: **Percent of Department administrative and support costs and positions compared to the total department costs and positions**

Baseline/ Year	FY 2015-16	FY 2016-17	FY 2017-18	FY 2018-19	FY 2019-20
3.3% (\$) 3.5% FTE / 00-01	3.03% (\$) 2.60% FTE	3.03% (\$) 2.60% FTE	3.03% (\$) 2.60% FTE	3.03% (\$) 2.60% FTE	3.03% (\$) 2.60% FTE

JUSTIFICATION: By keeping administrative and support costs at 3.03% and positions at 2.60% of total department costs during FY's 2015-16 through 2019-20 the department supports the Governor's Priority of "reduce government spending." It also supports this Governor's Priority since staff will rely on technology and consider privatizing resources in order to keep administrative support costs and positions low.

DEPARTMENT OF CORRECTIONS

Agency Goals and Linkage to Governor's Priorities

Priority #1 – Improving Education

Prepare offenders for re-entry into society through the provision of educational and vocational opportunities while incarcerated. Partner with universities to assist with research and training/educational opportunities for staff and offenders.

Priority #2 – Economic Development and Job Creation

Review all past litigation, including Costello vs. Wainwright, which has driven prison costs the last few decades. Limit offender lawsuits by maintaining a grievance system to handle disputes at the lowest level of the organization.

Priority #3 – Maintaining Affordable Cost of Living in Florida

Develop budgets for all correctional facilities and divisions, establishing budget goals and monthly expectations. Operate the department in the most efficient manner possible, leveraging private sector where appropriate.

TRENDS AND CONDITIONS STATEMENT

The Florida Department of Corrections is the third-largest state prison system in the nation with 23,261 authorized positions and 100,942 inmates in prison on June 30, 2014 as well as 143,809 offenders under supervision. It was created by and operates under the provisions of Section 20.315 and Chapters 944, 945, 946, 948, 958, and 960, Florida Statutes. For the fiscal year beginning July 1, 2014, the total operating budget is approximately \$2.2 billion. These employees and dollars are needed for "keeping streets safe"--protecting the public by operating a safe, secure, humane and efficient corrections system.

The department seeks to accomplish its mission through long-range planning and the Legislative Budget Request. These are developed and monitored by staff cognizant that performance by this department is dependent on the ability to recognize external obstacles, overcome internal weaknesses, develop external opportunities, and build upon internal strengths. In addition, staff are aware that the department must be consistent with the overall goals and objectives of the state and those resources must be used in an efficient and effective manner.

The department determines the goals and strategic initiatives/objectives/priorities that will be pursued in order to have a priority-based allocation of fiscal, human, technological, capital, and other resources. This is achieved using analysis and a selection process that relies on careful consideration of the department's capabilities and environment. Currently, the department has five basic goals and 21 strategic initiatives/objectives/priorities that guide it within the trends and conditions that reflect the social, economic and political environment in which it must operate.

Goals

1. Provide for the care, custody, and management of inmates while ensuring public and staff safety
2. Reduce victimization by preparing inmates for successful transition and re-entry into their communities
3. Enhance public safety through effective supervision of offenders in the community
4. Optimize organizational performance
5. Ensure effective leadership at all levels of the Department

Strategic Initiatives/Objectives/Priorities

1. Provide for public and staff safety
2. Provide a safe and humane environment for inmates
3. Ensure all inmates receive quality and cost-effective medical, dental, and mental health care and treatment
4. Provide assessment, classification, and housing of inmates according to their needs, risk, and threat
5. Assess and classify inmates to identify behavior and programming needs
6. Ensure inmates are prepared to transition prior to release
7. Implement a discharge and/or aftercare plan for all released inmates

8. Ensure an environment that promotes internal and external community involvement
9. Provide supervision to all offenders based on supervision type, risk, and offender needs
10. Provide for the safety of Department personnel
11. Ensure evidence-based practices are used in supervision of offenders
12. Enhance stakeholder awareness of the role, importance, and long-range outcomes of successful community supervision
13. Ensure competitive, fair, and open contracting and procurement
14. Ensure efficiency of operations
15. Employ an effective communications plan
16. Develop and maintain a workforce which meets the needs of the State and the Department
17. Improve the efficiency of Department operations through enhanced information technology
18. Address critical physical plant and vehicle issues
19. Foster partnerships to enhance the accomplishment of the Department's mission
20. Provide ongoing leadership development for all Department staff
21. Ensure the future leadership of the Department of Corrections

It is these goals and strategic initiatives/objectives/priorities that serve as a road map for what the department wants to accomplish within its five programs; 1. Department Administration, 2. Security and Institutional Operations, 3. Health Services, 4. Community Corrections, and 5. Education and Programs. These programs are comprised of services for which performance is measured in terms of outcomes (impact or public benefit of a service). These services are comprised of activities for which performance is measured in terms of outputs (products or services). What follows is a program by program discussion of existing trends and conditions that will impact the department's ability to deliver outputs and outcomes, that will, in turn, impact the accomplishment of strategic initiatives/objectives/priorities and goals, and, ultimately, its mission.

DEPARTMENT ADMINISTRATION

The Department Administration program is comprised of three services; 1. Executive Direction and Support Services, 2. Business Service Centers, and 3. Information Technology. For the fiscal year beginning July 1, 2014 the total operating budget for this program is approximately \$69.6 million and includes 636.5 authorized positions.

The Administration program provides administrative and support functions to the other four programs. These support functions include accounting, budgeting, purchasing, personnel, technology services, staff development, and legal services.

The Department Administration program will continue to assess ways to maximize the benefits of technology and use the enterprise philosophy. It is anticipated that this program will be the lead for enhancing business systems to maximize

resources without compromising our mission. Correctional officers and correctional probation officers serve as the front line to accomplish the department's core mission of "keeping streets safe" and their role is fully supported by this program.

SECURITY AND INSTITUTIONAL OPERATIONS PROGRAM

Twenty-four hours a day, 365 days a year, the Security and Institutional Operations program manages 100,942 incarcerated inmates (as of June 30, 2014). Inmates are housed in 145 correctional facilities consisting of 56 major institutions (prisons), which include 7 privately run (contract prisons). In addition, there are 16 prison annexes, 31 work camps, 35 community release centers which include 21 privately-run (contract) centers, six road prisons/forestry camps, and one Basic Training Unit throughout Florida. The Security and Institutional Operations program is the largest public-safety investment in the state. About 67% of the department's budget is allocated to this program. For the fiscal year beginning July 1, 2014, the total operating budget is approximately \$1.5 billion and 19,741 authorized positions for these ten services:

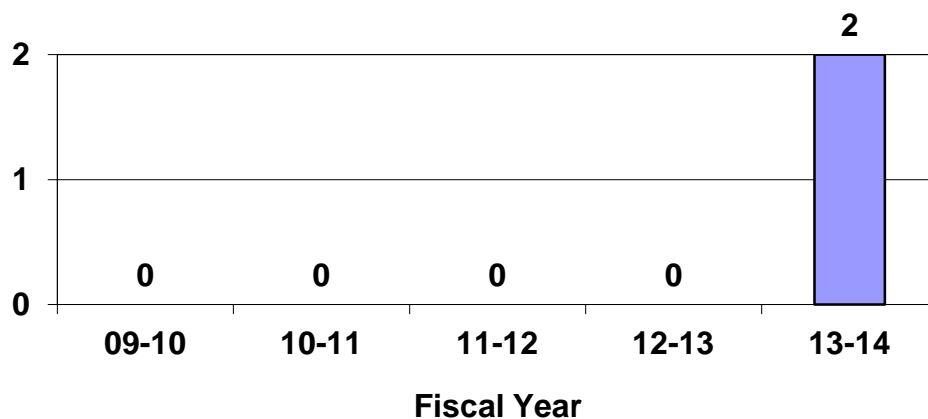
1. Adult Male Custody Operations
2. Adult and Youthful Offender Female Custody Operations
3. Male Youthful Offender Custody Operations
4. Specialty Correctional Institution Operations
5. Reception Center Operations
6. Public Service Work Squads and Work Release Transition
7. Road Prisons
8. Offender Management and Control
9. Executive Direction and Support Services
10. Correctional Facilities Maintenance and Repair

The major activities of this program involve maintaining security, drug testing, food service and production, as well as providing opportunities for inmates to sharpen job skills and develop good work habits and attitudes that can be applied upon release. The primary focus of these services is to ensure that the operations of all institutions meet required security standards that are essential to providing supervision of inmates of varying custody levels, an optimum level of public safety, and a safe and secure environment for staff and offenders. This is achieved by providing adequate staffing of well-trained officers; perimeter barriers equipped with electronic detection systems; high security grade locking systems; single cell housing units for high-risk offenders; unscheduled security audits of all facilities; specialized response teams for emergency situations; and individual emergency plans. Transportation of inmates outside the secure perimeter of the institutions for medical appointments, work assignments, or court appearances is a vital public safety function.

The public expects the department to carry out the sentence of the court in a manner that enhances the safety of Florida residents. This is done by incarcerating inmates in facilities meeting their security custody level requirements, which are based upon crime, escape risk and likelihood of harming correctional

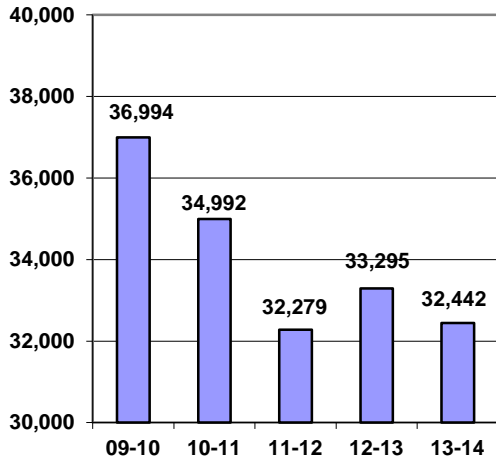
staff and other inmates. As a result, Florida's prisons house violent, nonviolent, weak, and predatory inmates in a variety of correctional housing settings. Through cost-effective correctional strategies such as reception system programs, the department uses technology to achieve the most secure system for housing inmates. The department has been able to keep inmate escapes at a low level. The following chart indicates the 5-year trend in escapes from a secure perimeter facility.

Inmate Secure Perimeter Escapes per Fiscal Year

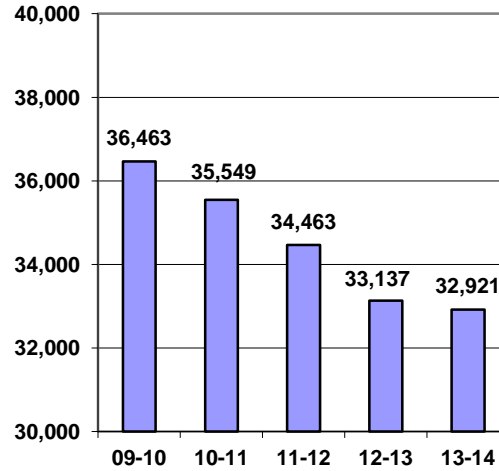


Florida must be prepared to have the appropriate facilities available for criminals sentenced to state correctional facilities. Trends indicate that criminals sentenced to prison today will be incarcerated significantly longer than in the past due, in part, to the 85% of sentence served law that began in 1995. The average percentage of sentence served in custody changed little from FY 2009-10 to FY 2013-14 (87% to 86%). The following charts illustrate that inmate admissions decreased in the last fiscal year, and are slightly lower than the number of inmates released.

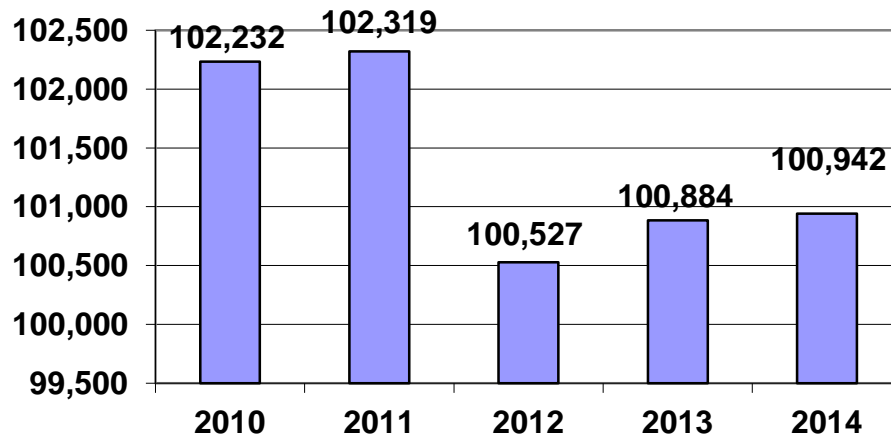
Inmate Admissions per Fiscal Year



Inmate Releases per Fiscal Year

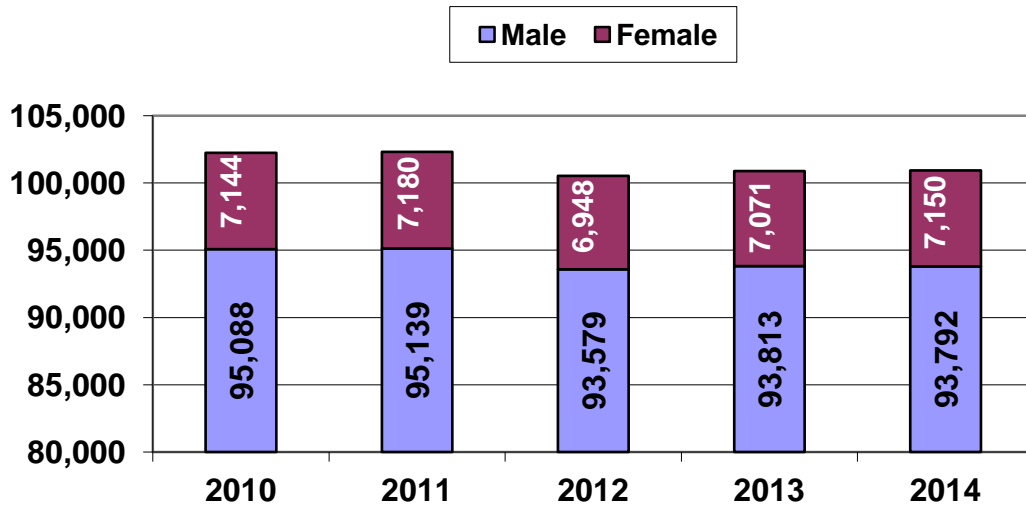


Inmate Population on June 30



On June 30, 1980, there were 800 women incarcerated in Florida's correctional system. Thirty-four years later, on June 30, 2014, the number was 7,150, an increase of almost 800 percent. For males during the same period the increase is almost 400 percent (from 18,892 to 93,792). However, current trends illustrate a slight increase in population for both genders. The female inmate population increased by 1% (7,071 to 7,150) from June 30, 2013 to June 30, 2014. The male inmate population decreased slightly (93,813 to 93,792) during the same time period.

Inmate Population on June 30

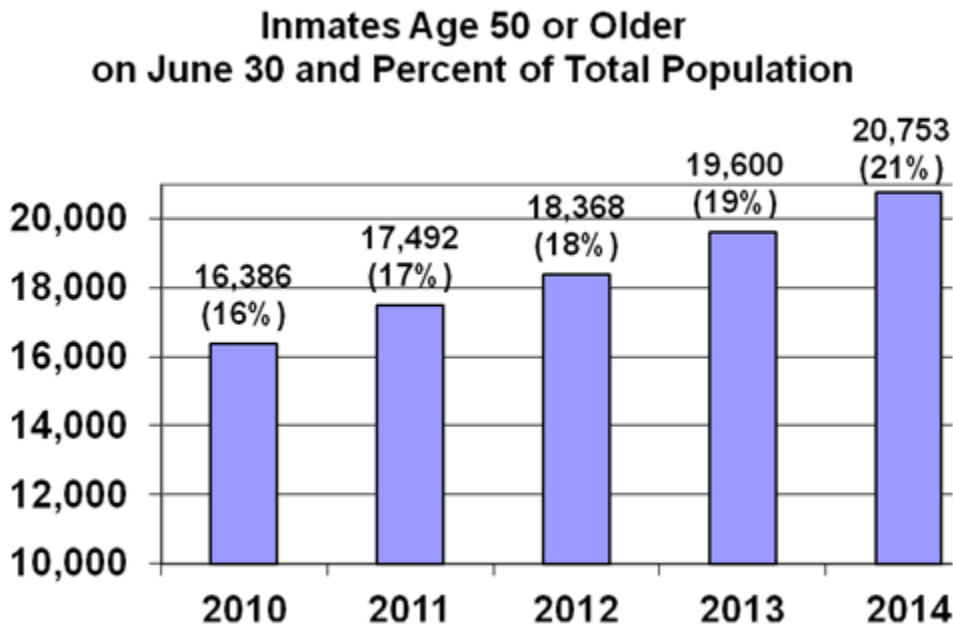


If current trends continue, the Security and Institutional Operations program will manage a slowly growing inmate population. This program must be prepared to safely, securely, and economically incarcerate all inmates. This will be accomplished using enhanced security technology and advanced information systems to protect the public with the least impact on taxpayer dollars. The results of these efforts prevent escapes, safeguard the correctional staff and other inmates/offenders, and reduce taxpayer expense.

HEALTH SERVICES

The Health Services program is comprised of two services: 1. Inmate Health Services and 2. Treatment of Inmates with Infectious Diseases (such as human immunodeficiency virus, tuberculosis, and hepatitis). These two services are provided to all inmates in major institutions. These services provide a complete inmate health care system, ranging from general medical care to acute mental health treatment, necessary for a humane environment. Inmates have access to medical, dental, and mental health care. For the fiscal year beginning July 1, 2014, the total operating budget for this program is approximately \$366.8 million and 136.5 authorized positions.

All inmates incarcerated in state correctional facilities must have access to health care. Moreover, the number of inmates that are older than 50 years old is increasing. This group of inmates may require a variety of health care services. The following chart illustrates the growth rate of this inmate population over the past year (the older inmate population increased by nearly 6 percent, compared to less than 1 percent for the total inmate population):



Through competitive health care contracts the agency will strive to provide constitutionally adequate care to inmates through more efficient means.

COMMUNITY CORRECTIONS PROGRAM

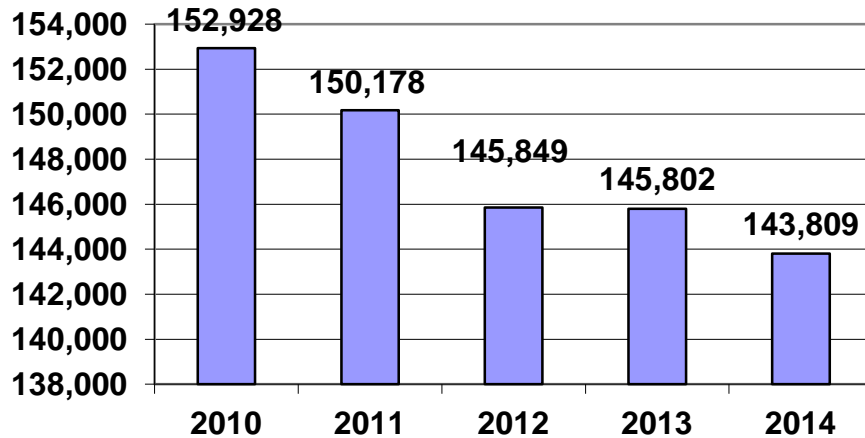
Community Corrections is comprehensive community supervision that comprises a multitude of human resources, communications systems, and specialized supervision approaches intended to protect the community and encourage sentenced offenders to avoid future criminal behavior. Offenders can come under the purview of this program through specific court placement or by other assignment to a community-based program as a condition of prison release. The Community Corrections program has 2,791 budgeted positions and is responsible for the supervision of 143,809 offenders, as of June 30, 2014. It is comprised of two services that have a total operating budget of \$203.7 million for the fiscal year beginning July 1, 2014. The two services are:

1. Community Supervision,
2. Community Facility Operations.

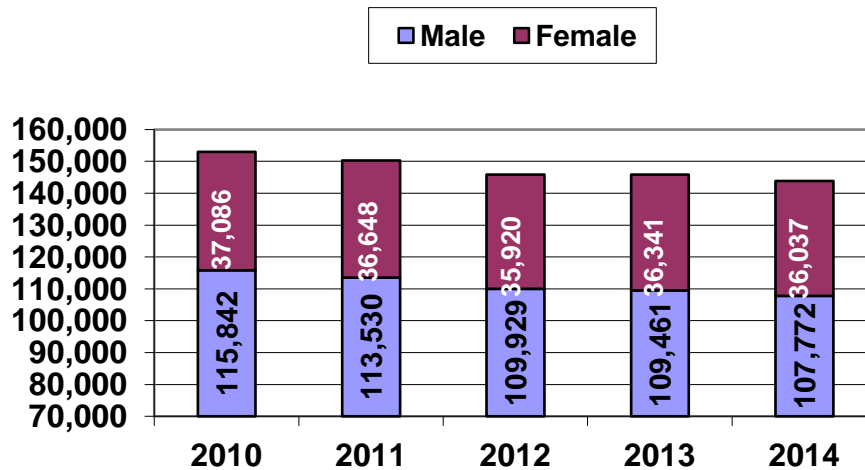
The Community Corrections program manages many levels of supervision utilizing technology such as GPS and other forms of electronic monitoring. Officers make contact with offenders, ensuring court required conditions are met. Offenders not complying are returned to the court for further sanction. Emphasis is placed on the more specialized community offender needing a higher level of supervision, including drug offender probation, community control, sex offender probation, sex offender community control, post prison release, and all offenders convicted of a sex crime.

The data shows that the number of offenders supervised by the Community Corrections program decreased each of the last three years. Unlike the inmates managed by the Security and Institutional Operations program, the data shows that the number of both male and female offenders declined in FY 2013-14.

Offender Population on June 30 (Active and Active-Suspense)



Offender Population on June 30 (Active and Active-Suspense)



The Community Corrections program may have fewer offenders to supervise in the future. According to the Supervised Population Forecast for FY14-15, adopted by the Criminal Justice Estimating Conference (CJEC) on November 20, 2013, there will be 114,968 active offenders on June 30, 2015. This program will continue to effectively utilize existing resources to efficiently supervise offenders through the

use of technological advancement to assist in more accurately tracking the offender population.

CORRECTIONAL EDUCATION AND PROGRAMS

There were 32,921 inmates in Florida's prisons who returned to their communities during the department's fiscal year ending June 30, 2014. Absent educational programs and meaningful work opportunities, inmates returning to the community will receive little if any self-improvement benefit from their incarceration. Enhancing the abilities of inmates and offenders under supervision so they become productive members of their communities after serving the sentence of the court is a goal. Success in this endeavor demands those inmates and offenders lacking adequate education, skills, and work experience have opportunities to participate in self-improvement and work programs. These programs focus on academic and vocational education, substance abuse treatment, and other specialized programs.

Four services comprise Correctional Education and Programs; 1. Adult Substance Abuse Prevention, Evaluation and Treatment Services, 2. Basic Education Skills, 3. Adult Offender Transition, Rehabilitation and Support, and 4. Community Substance Abuse. These services are provided to inmates and offenders managed by the Security and Institutional Operations and Community Corrections programs. For the fiscal year beginning July 1, 2014, the total operating budget for this program is \$85.8 million and 409 positions.

The department sees opportunities to improve lives since the majority of inmates admitted test at the ninth grade level or below. Also, approximately two-thirds of the inmate population is in need of substance abuse treatment. Providing opportunities to improve lives is critically important for first-time inmates.

The department tracks the rate that inmates and offenders relapse into criminal behavior (recidivism) to measure the positive influences of its self-improvement and work programs. The department's recently-published recidivism report found that the higher the education level of an inmate upon release, the less likely for them to return to prison or community supervision for re-offending within three years. For each additional grade level tested, the likelihood of an inmate recidivating decreases by 3.0%.

Data from the Department's recidivism files indicate that inmates who earned a GED within 36 months of release recidivate at a rate 3.3% less than inmates overall. Data from the Department's recidivism files also indicates that inmates who earned a Vocational Certificate within 36 months of release recidivate at a rate 13.8% less than inmates overall. Data from the Department's recidivism files also indicates that inmates with the most series drug problems who receive treatment within 36 months of release recidivate at a rate 5% less than the same type of inmate who did not receive treatment.

The residents of Florida expect the department to successfully transition inmates and offenders back into society in the most cost-effective manner possible.

Maximizing the use of technology will help to keep program delivery and supervision costs down.

POTENTIAL POLICY CHANGES AFFECTING THE AGENCY BUDGET REQUEST

The Department's 2015 Legislative Package has not been finalized.

CHANGES REQUIRING LEGISLATIVE ACTION

The Department's 2015 Legislative Package has not been finalized.

AGENCY TASK FORCES AND STUDIES IN PROGRESS

The Fiscal Year 2014-2015 General Appropriations Act requires:

- The Department of Corrections shall develop and use a uniform format and uniform methodologies for the purpose of reporting annually to the Governor and to the Legislature on the state prison system. Such reports shall include a comprehensive plan for current facility use and any departures from planned facility use, including opening new facilities, renovating or closing existing facilities, and advancing or delaying the opening of new or renovated facilities. The report shall include the maximum capacity of currently operating facilities and the potential maximum capacity of facilities that the department could make operational within the fiscal year. The report shall also identify appropriate sites for future facilities and provide information to support specified locations, such as availability of personnel in local labor markets. Reports should include updated infrastructure needs for existing or future facilities. Each report should reconcile capacity figures to the immediately preceding report. For the purpose of this paragraph, maximum capacity shall be calculated and displayed pursuant to section 944.023(1)(b), Florida Statutes. The department may provide additional analysis of current and future bed needs based on such factors as deemed necessary by the Secretary. The next report shall be due January 1, 2015.
- The department shall provide a report regarding the progress of the inmates in the online diploma and career certificate programs to the chairs of the Senate Appropriations Committee and the House Appropriations Committee by December 31, 2014.

The Department is mandated by statute to develop the following reports:

- Annual Report of Department Activities (20.315, F.S.)
- Referral of Sexually Violent Predators to the Department of Children and Families (394.931, F.S.)
- Correctional Education Program Activities (944.801, F.S.)
- Random and Reasonable Suspicion Substance Abuse Treatment Tests (944.473, F.S.)

- Addiction Recovery Supervision Program (944.4731, F.S.)
- Identification Cards for Inmates (944.605, F.S.)
- Post-release Job Placement (946.516, F.S.)
- Treatment of Elderly Offenders (944.8041)
- Sentencing Practices and Sentencing Score Thresholds, Trends (921.002, F.S.)
- Effectiveness of Participating Counties and County Consortiums in Diverting Nonviolent Offenders from the State Prison System (948.51, F.S.)
- Community Control Program (948.10, F.S.)
- Comprehensive Correctional Master Plan Update (944.023, F.S.)
- Correctional Security Audit Findings (944.151, F.S.)
- Florida Government Accountability Act [Due 2020] (11.901 – 11.920, F.S.)
- AIDS and HIV Educational Programs, Implementation and Participation (945.35, F.S.)
- Inmate Population Exceeding Capacity, Bed-Capacity Deficiency Plan (944.0231, F.S.)
- Long-Range Program Plan (216.013, F.S.)
- Youthful Offender Basic Training Program and Community Residential Program, Implementation (958.045, F.S.)
- Citizen Support Organization (Corrections Foundation), (20.058, F.S.)
- Certify compliance of the collection of social security numbers (119.071, F.S.)
- Provide Other Personal Services (OPS) employment data (110.131(4))

The Secretary of the Department is mandated by statute to be a member or appoint a designee to the following groups that may be mandated to develop reports:

- Council on the Social Status of Black Men and Boys (16.615, F.S.)
- Child Abuse Prevention and Permanency Advisory Council (39.001, F.S.)
- Youth/Young Adults with Disabilities (Chapter 2006-89)
- Council on Homelessness (420.622, F.S.)
- Criminal and Juvenile Justice Information Systems Council (943.06, F.S.)
- Criminal Justice Executive Institute (943.1755, F.S.)
- Criminal Justice Standards and Training Commission (943.11, F.S.)
- Statewide Drug Policy Advisory Council (397.333, F.S.)
- Health Information Systems Council (381.90, F.S.)
- Joint Task Force on State Agency Law Enforcement Communications (282.1095, F.S.)
- State Council for Interstate Adult Offender Supervision (949.07, F.S.)
- Suicide Prevention Coordinating Council (14.20195, F.S.)
- Criminal Justice Mental Health Policy Council (394.656, F.S.)
- Florida Substance Abuse and Mental Health Corporation's Criminal Justice, Mental Health, and Substance Abuse Reinvestment Program grant review committee (394.658, F.S.)

- Florida Violent Crime and Drug Control Council (943.031, F.S.)
- Drug Control Strategy and Criminal Gang Committee (943.031, F.S.)
- Correctional Policy Advisory Council (921.0019, F.S.)
- Rural Economic Development Initiative (288.0656, F.S.)

Department of Corrections



Performance Measures and Standards

LRPP Exhibit II

LRPP Exhibit II - Performance Measures and Standards

Department: DEPARTMENT OF CORRECTIONS

70010000 Program: Department Administration
 70010200 Executive Direction and Support Services

Approved Performance Measures for FY 2014-15 (Words)	Approved Prior Year Standard FY 2013-14 (Numbers)	Prior Year Actual FY 2013-14 (Numbers)	Approved Standards for FY 2014-15 (Numbers)	Requested FY 2015-16 Standard (Numbers)
Administrative support costs of Business Service Centers and Executive Direction as a percentage of total agency costs (less Alien Transfers)	3.03%	1.62%	3.03%	3.03%
Administrative support positions of Business Service Centers and Executive Direction as a percentage of total agency positions	2.60%	2.10%	2.60%	2.60%

LRPP Exhibit II - Performance Measures and Standards

Department: DEPARTMENT OF CORRECTIONS

70030000 Program: Security and Institutional Operations

Approved Performance Measures for FY 2013-14 (Words)	Approved Prior Year Standard FY 2013-14 (Numbers)	Prior Year Actual FY 2013-14 (Numbers)	Approved Standards for FY 2014-15 (Numbers)	Requested FY 2015-16 Standard (Numbers)
Number of batteries committed by inmates on one or more persons per 1000 inmates	23	34	23	23
Number of inmates receiving major disciplinary reports per 1000 inmates	369	381	369	369
Percentage of random inmate drug tests that are negative	98%	99%	98%	98%
Percent of reported criminal incidents investigated by the Inspector General's Office	100%	100%	100%	100%

70031100 Adult Male Custody Operations

Approved Performance Measures for FY 2013-14 (Words)	Approved Prior Year Standard FY 2013-14 (Numbers)	Prior Year Actual FY 2013-14 (Numbers)	Approved Standards for FY 2014-15 (Numbers)	Requested FY 2015-16 Standard (Numbers)
Number of escapes from the secure perimeter of major institutions	0	2	0	0

70031200 Adult and Youthful Offender Female Custody Operations

Approved Performance Measures for FY 2013-14 (Words)	Approved Prior Year Standard FY 2013-14 (Numbers)	Prior Year Actual FY 2013-14 (Numbers)	Approved Standards for FY 2014-15 (Numbers)	Requested FY 2015-16 Standard (Numbers)
Number of escapes from the secure perimeter of major institutions	0	2	0	0

70031300 Male Youthful Offender Custody Operations

LRPP Exhibit II - Performance Measures and Standards

Department: DEPARTMENT OF CORRECTIONS

Approved Performance Measures for FY 2013-14 (Words)	Approved Prior Year Standard FY 2013-14 (Numbers)	Prior Year Actual FY 2013-14 (Numbers)	Approved Standards for FY 2014-15 (Numbers)	Requested FY 2015-16 Standard (Numbers)
Number of escapes from the secure perimeter of major institutions	0	2	0	0

70031400 Specialty Correctional Institution Operations

Approved Performance Measures for FY 2013-14 (Words)	Approved Prior Year Standard FY 2013-14 (Numbers)	Prior Year Actual FY 2013-14 (Numbers)	Approved Standards for FY 2014-15 (Numbers)	Requested FY 2015-16 Standard (Numbers)
Number of escapes from the secure perimeter of major institutions	0	2	0	0

70031500 Reception Center Operations

Approved Performance Measures for FY 2014-15 (Words)	Approved Prior Year Standard FY 2013-14 (Numbers)	Prior Year Actual FY 2013-14 (Numbers)	Approved Standards for FY 2014-15 (Numbers)	Requested FY 2015-16 Standard (Numbers)
Number of escapes from the secure perimeter of major institutions	0	2	0	0

70031600 Public Service Work squads and Work Release Transition

Approved Performance Measures for FY 2014-15 (Words)	Approved Prior Year Standard FY 2013-14 (Numbers)	Prior Year Actual FY 2013-14 (Numbers)	Approved Standards for FY 2014-15 (Numbers)	Requested FY 2015-16 Standard (Numbers)
Percent of available inmates who work	100%	100%	100%	100%
Number of available work assignments	37,717	61,765	37,717	37,717
Number of inmates available for work or program assignments	67,599	73,584	67,599	67,599
Percent of those available for work or program assignments who are not assigned	2.3%	2.3%	2.3%	2.5%

LRPP Exhibit II - Performance Measures and Standards

Department: DEPARTMENT OF CORRECTIONS

70031700 Road Prison Operations

Approved Performance Measures for FY 2014-15 (Words)	Approved Prior Year Standard FY 2013-14 (Numbers)	Prior Year Actual FY 2013-14 (Numbers)	Approved Standards for FY 2014-15 (Numbers)	Requested FY 2015-16 Standard (Numbers)
Number of escapes from the secure perimeter of major institutions	0	2	0	0

70031800 Offender Management and Control

Approved Performance Measures for FY 2014-15 (Words)	Approved Prior Year Standard FY 2013-14 (Numbers)	Prior Year Actual FY 2013-14 (Numbers)	Approved Standards for FY 2014-15 (Numbers)	Requested FY 2015-16 Standard (Numbers)
Percent of inmates placed in a facility that provides at least one of the inmate's primary program needs	77.5%	89.9%	77.5%	77.5%
Percent of inmates who did not escape when assigned outside a secure perimeter	99.9%	99.9%	99.9%	99.9%
Number of transition plans completed for inmates released from prison	29,840	31,711	29,840	29,840
Number of release plans completed for inmates released from prison	29,840	32,741	29,840	29,840
Percent of release plans completed for inmates released from prison	95.2%	99.4%	95.2%	95.2%

70031900 Executive Direction and Support Services

Approved Performance Measures for FY 2014-15 (Words)	Approved Prior Year Standard FY 2013-14 (Numbers)	Prior Year Actual FY 2013-14 (Numbers)	Approved Standards for FY 2014-15 (Numbers)	Requested FY 2015-16 Standard (Numbers)
Percent of victim notifications that meet the statutory time period requirements	99%	99%	99%	99%

LRPP Exhibit II - Performance Measures and Standards

Department: DEPARTMENT OF CORRECTIONS

70032000 Correction Facility Maintenance and Repair

Approved Performance Measures for FY 2014-15 (Words)	Approved Prior Year Standard FY 2012-13 (Numbers)	Prior Year Actual FY 2013-14 (Numbers)	Approved Standards for FY 2013-14 (Numbers)	Requested FY 2014-15 Standard (Numbers)
Per diem cost of correctional facilities maintenance and repair	\$3.87	\$4.58	\$3.87	\$3.87

LRPP Exhibit II - Performance Measures and Standards

Department: DEPARTMENT OF CORRECTIONS

70050000 Program: Community Corrections

Approved Performance Measures for FY 2014-15 (Words)	Approved Prior Year Standard FY 2013-14 (Numbers)	Prior Year Actual FY 2013-14 (Numbers)	Approved Standards for FY 2014-15 (Numbers)	Requested FY 2015-16 Standard (Numbers)
Status of offenders 2 years after the period of supervision was imposed: number revoked	37,865	27,500	37,865	37,865
Status of offenders 2 years after the period of supervision was imposed: percentage revoked	40.2%	31.7%	40.2%	40.2%
Status of offenders 2 years after the period of supervision was imposed: number absconded	2,904	1,626	2,904	2,904
Status of offenders 2 years after the period of supervision was imposed: percentage absconded	3.1%	1.9%	3.1%	3.1%
Percentage of offenders who successfully complete supervision and are not subsequently recommitted to DOC for committing a new crime within 2 years: to prison	98.10%	98.1%	98.10%	98.10%
Percentage of offenders who successfully complete supervision and are not subsequently recommitted to DOC for committing a new crime within 2 years: to supervision	95.8%	95.7%	95.8%	95.8%
Percent of court-ordered amounts collected from offenders on community supervision only by DOC for restitution	60.1%	49.2%	60.1%	60.1%
Percent of court-ordered amounts collected from offenders on community supervision only by DOC for other court-ordered costs	60.7%	41.9%	60.7%	60.7%
Percent of court-ordered amounts collected from offenders on community supervision only by DOC for costs of supervision	62.1%	45.0%	62.1%	62.1%
Number of monthly personal contacts with offenders supervised in the community compared to the department standard: administrative - RESTRICTED PER § 119.071(2)(d), F.S.	RESTRICTED PER § 119.071(2)(d), F.S.	RESTRICTED PER § 119.071(2)(d), F.S.	RESTRICTED PER § 119.071(2)(d), F.S.	RESTRICTED PER § 119.071(2)(d), F.S.
Number of monthly personal contacts with offenders supervised in the community compared to the department standard: minimum - RESTRICTED PER § 119.071(2)(d), F.S.	RESTRICTED PER § 119.071(2)(d), F.S.	RESTRICTED PER § 119.071(2)(d), F.S.	RESTRICTED PER § 119.071(2)(d), F.S.	RESTRICTED PER § 119.071(2)(d), F.S.

LRPP Exhibit II - Performance Measures and Standards

Department: DEPARTMENT OF CORRECTIONS

Number of monthly personal contacts with offenders supervised in the community compared to the department standard: medium - RESTRICTED PER § 119.071(2)(d), F.S.	RESTRICTED PER § 119.071(2)(d), F.S.	RESTRICTED PER § 119.071(2)(d), F.S.	RESTRICTED PER § 119.071(2)(d), F.S.	RESTRICTED PER § 119.071(2)(d), F.S.
Number of monthly personal contacts with offenders supervised in the community compared to the department standard: maximum - RESTRICTED PER § 119.071(2)(d), F.S.	RESTRICTED PER § 119.071(2)(d), F.S.	RESTRICTED PER § 119.071(2)(d), F.S.	RESTRICTED PER § 119.071(2)(d), F.S.	RESTRICTED PER § 119.071(2)(d), F.S.
Number of monthly personal contacts with offenders supervised in the community compared to the department standard: Sex Offenders - RESTRICTED PER § 119.071(2)(d), F.S.	RESTRICTED PER § 119.071(2)(d), F.S.	RESTRICTED PER § 119.071(2)(d), F.S.	RESTRICTED PER § 119.071(2)(d), F.S.	RESTRICTED PER § 119.071(2)(d), F.S.
Number of monthly personal contacts with offenders supervised in the community compared to the department standard: Community Control - RESTRICTED PER § 119.071(2)(d), F.S.	RESTRICTED PER § 119.071(2)(d), F.S.	RESTRICTED PER § 119.071(2)(d), F.S.	RESTRICTED PER § 119.071(2)(d), F.S.	RESTRICTED PER § 119.071(2)(d), F.S.

70050100 Community Supervision

Approved Performance Measures for FY 2014-15 (Words)	Approved Prior Year Standard FY 2013-14 (Numbers)	Prior Year Actual FY 2013-14 (Numbers)	Approved Standards for FY 2014-15 (Numbers)	Requested FY 2015-16 Standard (Numbers)
Percentage of Probationers that successfully complete their sentence or are still under supervision at the end of a two year measurement period	60.1%	67.1%	60.1%	60.1%

70050100 Community Supervision

Approved Performance Measures for FY 2014-15 (Words)	Approved Prior Year Standard FY 2013-14 (Numbers)	Prior Year Actual FY 2013-14 (Numbers)	Approved Standards for FY 2014-15 (Numbers)	Requested FY 2015-16 Standard (Numbers)

LRPP Exhibit II - Performance Measures and Standards

Department: DEPARTMENT OF CORRECTIONS

Percentage of Drug Offender Probation offenders that successfully complete their sentence or are still under supervision at the end of a two year measurement period	40.3%	50.9%	40.3%	40.3%
----------------------------------------------------------------------------------------------------------------------------------------------------------------------	-------	-------	-------	-------

70050100 Community Supervision

Approved Performance Measures for FY 2014-15 (Words)	Approved Prior Year Standard FY 2013-14 (Numbers)	Prior Year Actual FY 2013-14 (Numbers)	Approved Standards for FY 2014-15 (Numbers)	Requested FY 2015-16 Standard (Numbers)
Percentage of Pre-Trial Intervention offenders that successfully complete their sentence or are still under supervision at the end of a two year measurement period		79.7%		

70050100 Community Supervision

Approved Performance Measures for FY 2014-15 (Words)	Approved Prior Year Standard FY 2013-14 (Numbers)	Prior Year Actual FY 2013-14 (Numbers)	Approved Standards for FY 2014-15 (Numbers)	Requested FY 2015-16 Standard (Numbers)
Percentage of Community Control offenders that successfully complete their sentence or are still under supervision at the end of a two year measurement period	42.2%	52.9%	42.2%	42.2%

70050100 Community Supervision

Approved Performance Measures for FY 2014-15 (Words)	Approved Prior Year Standard FY 2013-14 (Numbers)	Prior Year Actual FY 2013-14 (Numbers)	Approved Standards for FY 2014-15 (Numbers)	Requested FY 2015-16 Standard (Numbers)
Percentage of Post-Prison Release offenders that successfully complete their sentence or are still under supervision at the end of a two year measurement period	66.1%	78.5%	66.1%	66.1%

LRPP Exhibit II - Performance Measures and Standards

Department: DEPARTMENT OF CORRECTIONS

70050100 Community Supervision

Approved Performance Measures for FY 2014-15 (Words)	Approved Prior Year Standard FY 2013-14 (Numbers)	Prior Year Actual FY 2013-14 (Numbers)	Approved Standards for FY 2014-15 (Numbers)	Requested FY 2015-16 Standard (Numbers)
Score sheets processed	119,202	97,197	119,202	119,202

70056000 Community Facility Operations

Approved Performance Measures for FY 2014-15 (Words)	Approved Prior Year Standard FY 2013-14 (Numbers)	Prior Year Actual FY 2013-14 (Numbers)	Approved Standards for FY 2014-15 (Numbers)	Requested FY 2015-16 Standard (Numbers)
Percentage of offenders that successfully complete their sentence or are still under supervision at the end of a two year measurement period		66.4%		

LRPP Exhibit II - Performance Measures and Standards

Department: DEPARTMENT OF CORRECTIONS

70250000 Program: Health Services
 70251000 Inmate Health Services

Approved Performance Measures for FY 2014-15 (Words)	Approved Prior Year Standard FY 2013-14 (Numbers)	Prior Year Actual FY 2013-14 (Numbers)	Approved Standards for FY 2014-15 (Numbers)	Requested FY 2015-16 Standard (Numbers)
Number of Health care grievances that are upheld:	53	96	53	53
Percentage of health care grievances that are upheld	1.6%	2.0%	1.6%	1.6%
Number of suicides per 100000 inmates for correctional facilities/institutions within DOC	5	7.0	5.0	5.0

70252000 Treatment of Inmates with Infectious Diseases

Approved Performance Measures for FY 2014-15 (Words)	Approved Prior Year Standard FY 2013-14 (Numbers)	Prior Year Actual FY 2013-14 (Numbers)	Approved Standards for FY 2014-15 (Numbers)	Requested FY 2015-16 Standard (Numbers)
Number of health care grievances that are upheld:	53	96	53	53
Percentage of health care grievances that are upheld	1.6%	2.0%	1.6%	1.6%

LRPP Exhibit II - Performance Measures and Standards

Department: DEPARTMENT OF CORRECTIONS

70450000 Program: Educations and Programs

70450100 Adult Substance Abuse Prevention, Evaluation and Treatment Services

Approved Performance Measures for FY 2014-15 (Words)	Approved Prior Year Standard FY 2013-14 (Numbers)	Prior Year Actual FY 2013-14 (Numbers)	Approved Standards for FY 2014-15 (Numbers)	Requested FY 2015-16 Standard (Numbers)
Percentage of inmates who have completed drug treatment without subsequent recommitment to community supervision or prison within 24 months after release	68%	80.4%	68%	68%
Percentage of inmates needing programs who successfully complete Drug Abuse Education/Treatment programs	81.1%	68.3%	81.1%	81.10%
Number of inmates who are receiving substance abuse services	38,041	47,087	38,041	38,041

70450200 Basic Education Skills

Approved Performance Measures for FY 2014-15 (Words)	Approved Prior Year Standard FY 2013-14 (Numbers)	Prior Year Actual FY 2013-14 (Numbers)	Approved Standards for FY 2014-15 (Numbers)	Requested FY 2015-16 Standard (Numbers)
Percent of inmates completing mandatory literacy programs who score at or above 9th 6th grade level on next Tests of Adult Basic Education (TABE)	15.5%	16.3%	15.5%	15.5%
Percent of inmates who successfully complete mandatory literacy programs	36%	21.8%	36%	36%
Percent of inmates who successfully complete GED education programs	16%	12.0%	16%	16%
Percent of inmates needing special education programs who participate in special education (federal law) programs	91.3%	85.8%	91.3%	91.3%
Percent of inmates who successfully complete vocational education programs	41.1%	27.00%	41.1%	41.1%
Average increase in grade level achieved by inmates participating in educational programs per instructional period (3 months)	0.5	0.5	0.5	0.5

LRPP Exhibit II - Performance Measures and Standards

Department: DEPARTMENT OF CORRECTIONS

70450300 Adult Offender Transition, Rehabilitation and Support

Approved Performance Measures for FY 2014-15 (Words)	Approved Prior Year Standard FY 2013-14 (Numbers)	Prior Year Actual FY 2013-14 (Numbers)	Approved Standards for FY 2014-15 (Numbers)	Requested FY 2015-16 Standard (Numbers)
Percentage of community supervision offenders who successfully complete transition, rehabilitation, or support programs without subsequent recommitment to community supervision or prison for 24 months after release	87.5%	94.6%	87.5%	87.5%
Percent of inmates who successfully complete transition, rehabilitation, or support programs without subsequent recommitment to community supervision or prison for 24 months after release	70.2%	79.2%	70.2%	70.2%
Number of releases provided faith-based housing assistance. This is now called Post Release housing.	724	511	724	724
Number of inmates participating in faith-based dorm programs	1,166	1,664	1,166	1,166
Percent of inmates participating in religious programming	42%	N/A	42%	42%

Department of Corrections



Assessment of Performance for Approved Performance Measures

LRPP Exhibit III

LRPP Exhibit III: PERFORMANCE MEASURE ASSESSMENT

Department: CORRECTIONS

Program: Security and Institutional Operations

Service/Budget Entity: Correction Facility Maintenance and Repair

Measure: **Per diem cost of correctional facilities maintenance and repair**

Action:

- | | |
|---------------------------------------------------------------------------|----------------------------------------------|
| <input type="checkbox"/> Performance Assessment of <u>Outcome</u> Measure | <input type="checkbox"/> Revision of Measure |
| <input type="checkbox"/> Performance Assessment of <u>Output</u> Measure | <input type="checkbox"/> Deletion of Measure |
| <input type="checkbox"/> Adjustment of GAA Performance Standards | |

Approved Standard	Actual Performance Results	Difference (Over/Under)	Percentage Difference
3.87	4.58	Over .71	18%

Factors Accounting for the Difference:

Internal Factors (check all that apply):

- | | |
|------------------------------------------------------|--------------------------------------------|
| <input type="checkbox"/> Personnel Factors | <input type="checkbox"/> Staff Capacity |
| <input type="checkbox"/> Competing Priorities | <input type="checkbox"/> Level of Training |
| <input type="checkbox"/> Previous Estimate Incorrect | <input type="checkbox"/> Other (Identify) |

Explanation:

External Factors (check all that apply):

- | | |
|-------------------------------------------------------------------------------------------------------|------------------------------------------------------|
| <input type="checkbox"/> Resources Unavailable | <input type="checkbox"/> Technological Problems |
| <input type="checkbox"/> Legal/Legislative Change | <input type="checkbox"/> Natural Disaster |
| <input type="checkbox"/> Target Population Change | <input checked="" type="checkbox"/> Other (Identify) |
| <input type="checkbox"/> <input type="checkbox"/> This Program/Service Cannot Fix The Problem | |
| <input type="checkbox"/> <input type="checkbox"/> Current Laws Are Working Against The Agency Mission | |

Explanation:

The increase is attributable to continuing price level increases in utilities and building supplies.

Management Efforts to Address Differences/Problems (check all that apply):

- | | |
|------------------------------------|------------------------------------------------------|
| <input type="checkbox"/> Training | <input checked="" type="checkbox"/> Technology |
| <input type="checkbox"/> Personnel | <input checked="" type="checkbox"/> Other (Identify) |

Recommendations:

The department is engaged in energy conservation programs. The department has already requested price level increases for these commodities.

LRPP Exhibit III: PERFORMANCE MEASURE ASSESSMENT

Department: CORRECTIONS

Program: Security and Institutional Operations

Service/Budget Entity: Adult Male Corrections

Measure: **Number of escapes from a secure perimeter:**

- | | |
|--------------------------------------------------------------------------------------|----------------------------------------------|
| <input checked="" type="checkbox"/> Performance Assessment of <u>Outcome</u> Measure | <input type="checkbox"/> Revision of Measure |
| <input type="checkbox"/> Performance Assessment of <u>Output</u> Measure | <input type="checkbox"/> Deletion of Measure |
| <input type="checkbox"/> Adjustment of GAA Performance Standards | |

Approved Standard	Actual Performance Results	Difference (Over/Under)	Percentage Difference
0	2	Over 2	

Factors Accounting for the Difference:

Internal Factors (check all that apply):

- | | |
|------------------------------------------------------|-------------------------------------------------------|
| <input type="checkbox"/> Personnel Factors | <input type="checkbox"/> Staff Capacity |
| <input type="checkbox"/> Competing Priorities | <input checked="" type="checkbox"/> Level of Training |
| <input type="checkbox"/> Previous Estimate Incorrect | <input checked="" type="checkbox"/> Other (Identify) |

Explanation:

Two inmates created forged court orders which were then obtained by DOC from the clerk of court's official record, resulting in unlawful releases. Staff's trust of any record received from the clerk of court may have been a contributing factor.

External Factors (check all that apply):

- | | |
|------------------------------------------------------------------------------|------------------------------------------------------|
| <input type="checkbox"/> Resources Unavailable | <input type="checkbox"/> Technological Problems |
| <input type="checkbox"/> Legal/Legislative Change | <input type="checkbox"/> Natural Disaster |
| <input type="checkbox"/> Target Population Change | <input checked="" type="checkbox"/> Other (Identify) |
| <input type="checkbox"/> This Program/Service Cannot Fix The Problem | |
| <input type="checkbox"/> Current Laws Are Working Against The Agency Mission | |

Explanation: Some clerks of court did not have secure processes for the transmittal of orders from judges to the official record. This may have allowed forged orders to be entered into the official record.

Management Efforts to Address Differences/Problems (check all that apply):

- | | |
|------------------------------------|------------------------------------------------------|
| <input type="checkbox"/> Training | <input checked="" type="checkbox"/> Technology |
| <input type="checkbox"/> Personnel | <input checked="" type="checkbox"/> Other (Identify) |

Recommendations: Staff have received repeated direction to critically analyze every order for authenticity even if received from the clerk of court. Clerks have been directed under Administrative Order 14-18 from the Florida Supreme Court to create and operate under secure processes for transmittal of orders. DOC is working with clerks to implement transmittal of orders to DOC under the secure channels of the e-portal filing system already used by courts.

LRPP Exhibit III: PERFORMANCE MEASURE ASSESSMENT

Department: Corrections _____
Program: Security and Institutional Operations _____
Service/Budget Entity: Security and Institutional Operations _____
Measure: Number of batteries committed by inmates on one or more persons per 1000 inmates _____

Action:

- Performance Assessment of Outcome Measure Revision of Measure
 Performance Assessment of Output Measure Deletion of Measure
 Adjustment of GAA Performance Standards

Approved Standard	Actual Performance Results	Difference (Over/Under)	Percentage Difference
23	34	11 over	47.8%

Factors Accounting for the Difference:

Internal Factors (check all that apply):

- | | |
|-------------------------------------------------------|----------------------------------------------------|
| <input checked="" type="checkbox"/> Personnel Factors | <input checked="" type="checkbox"/> Staff Capacity |
| <input type="checkbox"/> Competing Priorities | <input type="checkbox"/> Level of Training |
| <input type="checkbox"/> Previous Estimate Incorrect | <input type="checkbox"/> Other (Identify) |

Explanation:

Recruiting new staff to address this measurement at select facilities remains a challenge due to location and other factors including outside employment opportunities. The department is evaluating efforts to regionalize or localize recruitment.

External Factors (check all that apply):

- | | |
|------------------------------------------------------------------------------|-------------------------------------------------|
| <input checked="" type="checkbox"/> Resources Unavailable | <input type="checkbox"/> Technological Problems |
| <input type="checkbox"/> Legal/Legislative Change | <input type="checkbox"/> Natural Disaster |
| <input type="checkbox"/> Target Population Change | <input type="checkbox"/> Other (Identify) |
| <input type="checkbox"/> This Program/Service Cannot Fix The Problem | |
| <input type="checkbox"/> Current Laws Are Working Against The Agency Mission | |

Explanation: The department continues to strive toward reducing security staff lapse factor at all facilities with a special emphasis on high risk facilities through aggressive recruitment and deployment of all available resources. As the lapse percentage drops, the department asserts this measurement will improve.

Management Efforts to Address Differences/Problems (check all that apply):

- | | |
|------------------------------------|------------------------------------------------------|
| <input type="checkbox"/> Training | <input checked="" type="checkbox"/> Technology |
| <input type="checkbox"/> Personnel | <input checked="" type="checkbox"/> Other (Identify) |

Recommendations: Creation of activities for inmates; recruiting improvements. LBR request has been submitted to address staffing needs. Camera systems

are being installed and funding for additional cameras are being requested through the LBR.

Office of Policy and Budget – July 2014

LRPP Exhibit III: PERFORMANCE MEASURE ASSESSMENT

Department: Corrections _____

Program: Community Corrections _____

Service/Budget Entity: Community Corrections _____

Measure : Percent of court ordered amounts collected from offenders on community supervision only by DOC for restitution costs.

Action:

- | | |
|--------------------------------------------------------------------------------------|----------------------------------------------|
| <input checked="" type="checkbox"/> Performance Assessment of <u>Outcome</u> Measure | <input type="checkbox"/> Revision of Measure |
| <input type="checkbox"/> Performance Assessment of <u>Output</u> Measure | <input type="checkbox"/> Deletion of Measure |
| <input type="checkbox"/> Adjustment of GAA Performance Standards | |

Approved Standard	Actual Performance Results	Difference (Over/Under)	Percentage Difference
60.1%	49.2%	(10.9%)	-18.1%

Factors Accounting for the Difference:

Internal Factors (check all that apply):

- | | |
|-----------------------------------------------------------------|--------------------------------------------|
| <input type="checkbox"/> Personnel Factors | <input type="checkbox"/> Staff Capacity |
| <input type="checkbox"/> Competing Priorities | <input type="checkbox"/> Level of Training |
| <input checked="" type="checkbox"/> Previous Estimate Incorrect | <input type="checkbox"/> Other (Identify) |

Explanation: Economy affecting offenders ability to pay.

External Factors (check all that apply):

- | | |
|------------------------------------------------------------------------------|-------------------------------------------------|
| <input type="checkbox"/> Resources Unavailable | <input type="checkbox"/> Technological Problems |
| <input type="checkbox"/> Legal/Legislative Change | <input type="checkbox"/> Natural Disaster |
| <input type="checkbox"/> Target Population Change | <input type="checkbox"/> Other (Identify) |
| <input type="checkbox"/> This Program/Service Cannot Fix The Problem | |
| <input type="checkbox"/> Current Laws Are Working Against The Agency Mission | |

Explanation:

Management Efforts to Address Differences/Problems (check all that apply):

- | | |
|------------------------------------|-------------------------------------------|
| <input type="checkbox"/> Training | <input type="checkbox"/> Technology |
| <input type="checkbox"/> Personnel | <input type="checkbox"/> Other (Identify) |

Recommendations:

LRPP Exhibit III: PERFORMANCE MEASURE ASSESSMENT

Department: Corrections _____

Program: Community Corrections _____

Service/Budget Entity: Community Corrections _____

Measure : Percent of court ordered amounts collected from offenders on community supervision only by DOC for costs of supervision.

Action:

- Performance Assessment of Outcome Measure Revision of Measure
 Performance Assessment of Output Measure Deletion of Measure
 Adjustment of GAA Performance Standards

Approved Standard	Actual Performance Results	Difference (Over/Under)	Percentage Difference
62.1%	45.0%	(17.1%)	-27.5%

Factors Accounting for the Difference:

Internal Factors (check all that apply):

- | | |
|----------------------------------------------------------------------------------------------------------------------------------------------------------------|------------------------------------------------------------------------------------------------------------------------------------|
| <input type="checkbox"/> Personnel Factors
<input type="checkbox"/> Competing Priorities
<input checked="" type="checkbox"/> Previous Estimate Incorrect | <input type="checkbox"/> Staff Capacity
<input type="checkbox"/> Level of Training
<input type="checkbox"/> Other (Identify) |
|----------------------------------------------------------------------------------------------------------------------------------------------------------------|------------------------------------------------------------------------------------------------------------------------------------|

Explanation: Economy affecting offenders ability to pay.

External Factors (check all that apply):

- | | |
|------------------------------------------------------------------------------------------------------------------------------------------------------------------------------------------------------------------------------------------------------------------------------------------------------------------|-------------------------------------------------------------------------------------------------------------------------------------------|
| <input type="checkbox"/> Resources Unavailable
<input type="checkbox"/> Legal/Legislative Change
<input type="checkbox"/> Target Population Change
<input type="checkbox"/> This Program/Service Cannot Fix The Problem
<input type="checkbox"/> Current Laws Are Working Against The Agency Mission | <input type="checkbox"/> Technological Problems
<input type="checkbox"/> Natural Disaster
<input type="checkbox"/> Other (Identify) |
|------------------------------------------------------------------------------------------------------------------------------------------------------------------------------------------------------------------------------------------------------------------------------------------------------------------|-------------------------------------------------------------------------------------------------------------------------------------------|

Explanation:

Management Efforts to Address Differences/Problems (check all that apply):

- | | |
|-------------------------------------------------------------------------|----------------------------------------------------------------------------------|
| <input type="checkbox"/> Training
<input type="checkbox"/> Personnel | <input type="checkbox"/> Technology
<input type="checkbox"/> Other (Identify) |
|-------------------------------------------------------------------------|----------------------------------------------------------------------------------|

Recommendations:

LRPP Exhibit III: PERFORMANCE MEASURE ASSESSMENT

Department: Corrections _____

Program: Community Corrections _____

Service/Budget Entity: Community Corrections _____

Measure : Percent of court ordered amounts collected from offenders on community supervision only by DOC for other court ordered costs.

Action:

- | | |
|--------------------------------------------------------------------------------------|----------------------------------------------|
| <input checked="" type="checkbox"/> Performance Assessment of <u>Outcome</u> Measure | <input type="checkbox"/> Revision of Measure |
| <input type="checkbox"/> Performance Assessment of <u>Output</u> Measure | <input type="checkbox"/> Deletion of Measure |
| <input type="checkbox"/> Adjustment of GAA Performance Standards | |

Approved Standard	Actual Performance Results	Difference (Over/Under)	Percentage Difference
60.7%	41.9%	(18.8%)	-30.9%

Factors Accounting for the Difference:

Internal Factors (check all that apply):

- | | |
|-----------------------------------------------------------------|--------------------------------------------|
| <input type="checkbox"/> Personnel Factors | <input type="checkbox"/> Staff Capacity |
| <input type="checkbox"/> Competing Priorities | <input type="checkbox"/> Level of Training |
| <input checked="" type="checkbox"/> Previous Estimate Incorrect | <input type="checkbox"/> Other (Identify) |

Explanation: Economy affecting offenders ability to pay.

External Factors (check all that apply):

- | | |
|------------------------------------------------------------------------------|-------------------------------------------------|
| <input type="checkbox"/> Resources Unavailable | <input type="checkbox"/> Technological Problems |
| <input type="checkbox"/> Legal/Legislative Change | <input type="checkbox"/> Natural Disaster |
| <input type="checkbox"/> Target Population Change | <input type="checkbox"/> Other (Identify) |
| <input type="checkbox"/> This Program/Service Cannot Fix The Problem | |
| <input type="checkbox"/> Current Laws Are Working Against The Agency Mission | |

Explanation:

Management Efforts to Address Differences/Problems (check all that apply):

- | | |
|------------------------------------|-------------------------------------------|
| <input type="checkbox"/> Training | <input type="checkbox"/> Technology |
| <input type="checkbox"/> Personnel | <input type="checkbox"/> Other (Identify) |

Recommendations:

LRPP Exhibit III: PERFORMANCE MEASURE ASSESSMENT

Department: Corrections _____

Program: Health Services _____

Service/Budget Entity: Inmate Health Services _____

Measure: Number of suicides per 100,000 inmates for correctional facilities/institutions within DOC

Action:

- Performance Assessment of Outcome Measure Revision of Measure
 Performance Assessment of Output Measure Deletion of Measure
 Adjustment of GAA Performance Standards

Approved Standard	Actual Performance Results	Difference (Over/Under)	Percentage Difference
5	7	2 Over	40%

Factors Accounting for the Difference:

Internal Factors (check all that apply):

- | | |
|-----------------------------------------------------------------------------------------------------------------------------------------------------|-----------------------------------------------------------------------------------------------------------------------------------------------|
| <input type="checkbox"/> Personnel Factors
<input type="checkbox"/> Competing Priorities
<input type="checkbox"/> Previous Estimate Incorrect | <input type="checkbox"/> Staff Capacity
<input type="checkbox"/> Level of Training
<input checked="" type="checkbox"/> Other (Identify) |
|-----------------------------------------------------------------------------------------------------------------------------------------------------|-----------------------------------------------------------------------------------------------------------------------------------------------|

Explanation:

Rather than list a number, the standard should be changed to a rate in order to provide a reference for comparison with other state prison systems. The national state prison suicide rate is 16/100,000, which is 16 suicides per 100,000 inmates. The Department's rate of 7 suicides per 100,000 inmates compares favorably to the national state prison suicide rate of 16 suicides per 100,000 inmates (2003 suicide rate reported in a Bureau of Justice Statistics 2007 report *Suicide and Homicide in State Prisons and Local Jails*). The Department's reported suicides include accidental deaths (e.g. overdoses) and sub-intentional deaths (e.g. self-injurious behaviors with no definitive suicide intent) which inflate this measure. These deaths are typically reported as "suicides" by the medical examiner.

External Factors (check all that apply):

- | | |
|------------------------------------------------------------------------------------------------------------------------------------------------------------------------------------------------------------------------------------------------------------------------------------------------------------------|-------------------------------------------------------------------------------------------------------------------------------------------|
| <input type="checkbox"/> Resources Unavailable
<input type="checkbox"/> Legal/Legislative Change
<input type="checkbox"/> Target Population Change
<input type="checkbox"/> This Program/Service Cannot Fix The Problem
<input type="checkbox"/> Current Laws Are Working Against The Agency Mission | <input type="checkbox"/> Technological Problems
<input type="checkbox"/> Natural Disaster
<input type="checkbox"/> Other (Identify) |
|------------------------------------------------------------------------------------------------------------------------------------------------------------------------------------------------------------------------------------------------------------------------------------------------------------------|-------------------------------------------------------------------------------------------------------------------------------------------|

Explanation:

Management Efforts to Address Differences/Problems (check all that apply):

Training

Technology

Personnel

Other (Identify)

Recommendations:

It would be more meaningful to have the standard for this measure set at the most recent state prison suicide rate reported by the U.S. Department of Statistics, Bureau of Justice Statistics. The Office of Health Services conducts a thorough review of any suspected suicide and takes into consideration a wide array of factors when determining the mode of death of a suspected suicide. The Department of Corrections Office of Health Services could be assigned the responsibility of determining if an inmate death should be reported as a suicide. The U.S. Bureau of Prisons utilizes their Regional Psychologists to determine the mode of a death in a suspected suicide. Adopting a similar approach could lead to the reporting of more accurate information to the legislature.

Office of Policy and Budget – July 2014

LRPP Exhibit III: PERFORMANCE MEASURE ASSESSMENT

Department: Corrections _____

Program: Health Services _____

Service/Budget Entity: Inmate Health Services _____

Measure: Number of Health care grievances that are upheld

Action:

- Performance Assessment of Outcome Measure Revision of Measure
- Performance Assessment of Output Measure Deletion of Measure
- Adjustment of GAA Performance Standards

Approved Standard	Actual Performance Results	Difference (Over/Under)	Percentage Difference
53	96	43 Over	81.1%

Factors Accounting for the Difference:

Internal Factors (check all that apply):

- Personnel Factors Staff Capacity
- Competing Priorities Level of Training
- Previous Estimate Incorrect Other (Identify)

Explanation:

In 2013, the Department completed the outsourcing of comprehensive medical, dental and mental health services. Nine institutions in South Florida were transitioned to Wexford Health Sources, Inc. from March 10-24, 2013. The remaining 41 institutions were transitioned to Corizon, Inc. from September 8-October 10, 2013.

In the institutions covered by Wexford, the number of grievances upheld was 21 in FY 13/14. The remaining facilities' health care services split coverage from the department to Corizon as it was transitioned to the contractor. The total number of grievances for the remaining facilities was 75 for FY 13/14.

The Department attributes these figures to the transition of the new contracts for the comprehensive health care contractors. Though staff in the Office of Health Services provided comprehensive training and technical assistance to both contractors before, during and after the transition, it is not surprising to expect the contractors to experience a learning curve involving the Department's health care policies, procedures, and treatment protocols, which were largely influenced by the Costello lawsuit and Osterback close management litigation. The Department expects to see the number of grievances upheld trend downward

toward the norm in FY 14/15, as the contractors acclimate to the requirements here in Florida. DOC will continue to provide training and technical assistance to the contractors and monitor their performance on this measure.

External Factors (check all that apply):

- | | |
|-------------------------------------------------------------------------------------------------------|-------------------------------------------------|
| <input type="checkbox"/> Resources Unavailable | <input type="checkbox"/> Technological Problems |
| X Legal/Legislative Change | <input type="checkbox"/> Natural Disaster |
| <input type="checkbox"/> Target Population Change | <input type="checkbox"/> Other (Identify) |
| <input type="checkbox"/> <input type="checkbox"/> This Program/Service Cannot Fix The Problem | |
| <input type="checkbox"/> <input type="checkbox"/> Current Laws Are Working Against The Agency Mission | |

Explanation:

Management Efforts to Address Differences/Problems (check all that apply):

- | | |
|------------------------------------|-------------------------------------------|
| <input type="checkbox"/> Training | <input type="checkbox"/> Technology |
| <input type="checkbox"/> Personnel | <input type="checkbox"/> Other (Identify) |

Recommendations:

LRPP Exhibit III: PERFORMANCE MEASURE ASSESSMENT

Department: Corrections _____

Program: Health Services _____

Service/Budget Entity: Inmate Health Services _____

Measure: Percentage of Health care grievances that are upheld

Action:

- Performance Assessment of Outcome Measure Revision of Measure
 Performance Assessment of Output Measure Deletion of Measure
 Adjustment of GAA Performance Standards

Approved Standard	Actual Performance Results	Difference (Over/Under)	Percentage Difference
1.6%	2%	.4 Over	25%

Factors Accounting for the Difference:

Internal Factors (check all that apply):

- | | |
|-----------------------------------------------------------------------------------------------------------------------------------------------------|-----------------------------------------------------------------------------------------------------------------------------------------------|
| <input type="checkbox"/> Personnel Factors
<input type="checkbox"/> Competing Priorities
<input type="checkbox"/> Previous Estimate Incorrect | <input type="checkbox"/> Staff Capacity
<input type="checkbox"/> Level of Training
<input checked="" type="checkbox"/> Other (Identify) |
|-----------------------------------------------------------------------------------------------------------------------------------------------------|-----------------------------------------------------------------------------------------------------------------------------------------------|

Explanation:

In 2013, the Department completed the outsourcing of comprehensive medical, dental and mental health services. Nine institutions in South Florida were transitioned to Wexford Health Sources, Inc. from March 10-24, 2013. The remaining 41 institutions were transitioned to Corizon, Inc. from September 8-October 10, 2013.

In the institutions covered by Wexford, the number of grievances upheld was 21 in FY 13/14. The remaining facilities' health care services split coverage from the department to Corizon as it was transitioned to the contractor. The total number of grievances for the remaining facilities was 75 for FY 13/14.

The Department attributes these figures to the transition of the new contracts for the comprehensive health care contractors. Though staff in the Office of Health Services provided comprehensive training and technical assistance to both contractors before, during and after the transition, it is not surprising to expect the contractors to experience a learning curve involving the Department's health care policies, procedures, and treatment protocols, which were largely influenced by the Costello lawsuit and Osterback close management litigation. The Department expects to see the number of grievances upheld trend downward

toward the norm in FY 14/15, as the contractors acclimate to the requirements here in Florida. DOC will continue to provide training and technical assistance to the contractors and monitor their performance on this measure.

External Factors (check all that apply):

- | | |
|-------------------------------------------------------------------------------------------------------|-------------------------------------------------|
| <input type="checkbox"/> Resources Unavailable | <input type="checkbox"/> Technological Problems |
| X Legal/Legislative Change | <input type="checkbox"/> Natural Disaster |
| <input type="checkbox"/> Target Population Change | <input type="checkbox"/> Other (Identify) |
| <input type="checkbox"/> <input type="checkbox"/> This Program/Service Cannot Fix The Problem | |
| <input type="checkbox"/> <input type="checkbox"/> Current Laws Are Working Against The Agency Mission | |

Explanation:

Management Efforts to Address Differences/Problems (check all that apply):

- | | |
|------------------------------------|-------------------------------------------|
| <input type="checkbox"/> Training | <input type="checkbox"/> Technology |
| <input type="checkbox"/> Personnel | <input type="checkbox"/> Other (Identify) |

Recommendations:

LRPP EXHIBIT IV: PERFORMANCE MEASURE VALIDITY AND RELIABILITY

Department: Corrections

Program: 70450000 Program: Educations and Programs

Service: 70450100 Adult Substance Abuse Prevention, Evaluation and Treatment Services

Measure: Percentage of inmates that have completed drug treatment without subsequent recommitment to community supervision or prison within 24 months after release.

Action (check one):

- Requesting Revision to Approved Measure
- Change in Date Sources or Measurement Methodologies
- Requesting New Measure
- Backup for Performance Measure

Data Sources and Methodology:

Data Sources:

- (a) Offender Based Information System (OBIS) Screens Used: DC32 screen for the substance abuse program participation.
- (b) SAS Files Used to Extract Data – PROGEE (Program Enrollment/Exit), RECOMMITMENT Extract File

Methodology:

- (a) A given year/cohort of releases who have successfully completed drug treatment (Modality 1, 2, 3, or MODTRP - which began in FY 2001-02) before their release dates should be put in the pool for runs for that FY.
- (b) Inmates who return to either community supervision or prison w/in 24 months of release;
- (c) Inmates who return for any reason are counted in the recommitment pool.
- (d) Pool does not include data from the following:
 - CMP from the private facilities
 - Awareness/non-treatment SA programs {TIER1, TIER Readiness, Alumni}

Procedure:

- (a) For a given year of releases, count the number of inmates who successfully completed drug treatment before their release dates.
- (b) Then in each case, track the inmate for 2 years after being released from prison to determine if the inmate returns to the department as a community supervision offender or a prison inmate for any reason.

Validity:**Methodology:**

The information originates from OBIS, which contains several internal edits to ensure that the data entered is valid. Internal validity speaks to the certainty with which results of this measure can be accepted. Staff has used the DC32 screen for over 15 years, with the listings continuously being verified and checked and accepted with a high level of certainty. External validity speaks to the results being applicable to other similar programs and approaches.

Appropriateness:

This is an appropriate measure of the frequency/number of times this purpose is met. The department needs to be able to demonstrate the extent and types of program needs among inmates as well as the overall utilization of existing program services. In addition, the measure provides a clear, understandable measure for the general public to see the extent of the department's efforts in 'rehabilitative' programming to reduce the likelihood of inmates completing drug treatment programs being recommitted to community supervision or prison within 24 months following release.

Reliability:**Methodology:**

This measure uses department research files that, once they are created, are not changed. Therefore, we can reproduce any measure that originates from these research files.

Reliability of Measure:

Information regarding inmate releases is reliable and can be reproduced. Specific information on each inmate released is available (i.e., each inmate that is counted in this measure can be identified).

LRPP EXHIBIT IV: PERFORMANCE MEASURE VALIDITY AND RELIABILITY

Department: Department of Corrections

Program: 70450000 Program: Educations and Programs

Service: 70450100 Adult Substance Abuse Prevention, Evaluation and Treatment Services

Measure: Percentage of inmates who need programs and successfully complete Drug Abuse Education/Treatment Programs

Action (check one):

- Requesting Revision to Approved Measure
- Change in Date Sources or Measurement Methodologies
- Requesting New Measure
- Backup for Performance Measure

Data Sources and Methodology:

Data Sources:

- (a) Offender Based Information System (OBIS) Screens Used: DC32 screen for the substance abuse program participation.
- (b) SAS Files Used to Extract Data - PROGEE (Program Enrollment/Exit)

Methodology:

- (a) Participants who have exited from a substance abuse program in a given year (including successful, unsuccessful, and administrative exits). The outcome is determined by the last enrollment status.
‘Administrative’ (ADM) exits:
Prior to 10/1/2000, the ‘administrative’ exits were DRP, NLH, DTH, CNM, RSD, or RMV [if exit codes include 67 and 68 and course codes include TIER1, TIER1YO, TIER1ED, TIER5RP, D/N, TIER4, TIER2AT, or TIER2OT.
Since 10/1/2000, the ‘administrative’ exits are ADM.
- (b) Substance abuse programs include M1, M2, M3, MODTRP, TIER1, TIERRD, IALUM.
- (c) Pool does not include data from the following:
 - private facilities.
 - enrollments with the same enrollment dates and exit dates.

Procedure:

- (a) For a given year of participation, count the number of inmates who have exited from the substance abuse programs during that year.

- (b) Then divide the numerator (number of inmates with successful completions) by the denominator (total number of inmates who have exited from the programs, including successful, unsuccessful, and administrative) to get the percent who successfully complete.

Validity:

Methodology:

The information originates from OBIS, which contains several internal edits to ensure that the data entered is valid. Internal validity speaks to the certainty with which results of this measure can be accepted. Staff has used the DC32 screen for over 15 years, with the listings continuously being verified and checked and accepted with a high level of certainty. External validity speaks to the results being applicable to other similar programs and approaches.

Appropriateness:

This is an appropriate measure of the frequency/number of times this purpose is met. The department needs to be able to demonstrate the extent and types of program needs among inmates as well as the overall utilization of existing program services. In addition, the measure provides a clear, understandable measure for the general public to see the extent of the department's efforts in 'rehabilitative' programming to reduce the likelihood of inmates completing drug treatment programs being recommitted to the department following release.

Reliability:

Methodology:

This measure uses department research files that, once they are created, are not changed. Therefore, we can reproduce any measure that originates from these research files.

Reliability of Measure:

Recent efforts, e.g., Operational Reviews, Substance Abuse Monthly Auditing Report for Programs (SAMARP), and an Internal Audit by the Inspector General's office, have further increased the accuracy of this data. The data has been shown to be consistent, complete, and correct.

LRPP EXHIBIT IV: PERFORMANCE MEASURE VALIDITY AND RELIABILITY

Department: Department of Corrections
Program: 70450000 Program: Educations and Programs
Service: 70450100 Adult Substance Abuse Prevention, Evaluation and Treatment Services
Measure: Number of inmates receiving substance abuse services

Action (check one):

- Requesting Revision to Approved Measure
- Change in Date Sources or Measurement Methodologies
- Requesting New Measure
- Backup for Performance Measure

Data Sources and Methodology:

Data Sources:

- (a) Information related to this measure is entered in the Offender Based Information System (OBIS) System. The DC32/72 screen is used for Inmate SA Program Participation.
- (b) SAS Files used to extract data related to this measure are the PROGEE (Substance Abuse Program enrollment-exit) file and the ADMISSIONS file.

Methodology:

- (a) Classification staff collects and enters the program participation and admissions data into OBIS.
- (b) The PROGEE file is used to determine which inmates (excluding private facilities) received primary SA treatment services (Modality 1, 2, or 3).
- (c) The ADMISSIONS file is used to determine which inmates were screened for SA problems during the in-take process for a given-year. Those who are screened for SA problems at intake during a FY of interest that go on to participate in a primary treatment service during that FY are only counted once.

Procedure:

For a given FY, the number of inmates receiving substance abuse services is (a) the number of admissions (all receive SA screening services); plus (b) those who received primary services [less those Admissions that also participated in a primary treatment service].

Validity:**Methodology:**

The information originates from OBIS, which contains several internal edits to ensure that the data entered is valid. Internal validity speaks to the certainty with which results of this measure can be accepted. Staff has used the DC32 screen for over 15 years, with the listings continuously being verified and checked and accepted with a high level of certainty. The ADMISSIONS file has been used for over 10 years with a high level of certainty. External validity speaks to the results being applicable to other similar programs and approaches.

Appropriateness:

This is an appropriate measure of the frequency/number of times this purpose is met. The department needs to be able to demonstrate the extent and types of program needs among inmates as well as the overall utilization of existing program services. In addition, the measure provides a clear, understandable measure for the general public to see the extent of the department's efforts in 'rehabilitative' programming to reduce the likelihood of inmates completing drug treatment programs being recommitted to the department following release.

Reliability:**Methodology:**

This measure uses department research files that, once they are created, are not changed. Therefore, we can reproduce any measure that originates from these research files.

Reliability of Measure:

Information regarding inmate admissions and program participation is reliable and can be reproduced. Specific information on each inmate admitted is available (i.e., each inmate that is counted in this measure can be identified). Additionally, recent efforts, e.g., Operational Reviews, Substance Abuse Monthly Auditing Report for Programs (SAMARP), and an Internal Audit by the Inspector General's office, have further increased the accuracy of this data. The data has been shown to be consistent, complete, and correct.

LRPP EXHIBIT IV: PERFORMANCE MEASURE VALIDITY AND RELIABILITY

Department: Department of Corrections
Program: 70450000 Program: Educations and Programs
Service: 70450200 Basic Education Skills
Measure: Percent of inmates completing mandatory literacy programs who score at or above 9th 6th grade level on next Tests of Adult Basic Education (TABE)

Action (check one):

- Requesting Revision to Approved Measure
- Change in Data Sources or Measurement Methodologies
- Requesting New Measure
- Backup for Performance Measure

Data Sources and Methodology:

Data Sources:

- (a) Offender Based Information System (OBIS) Screens Used – DC32 Screen for Program enrollment/completion; DC37 Screen for TABE test scores;
- (b) SAS Files Used to Extract Data – PROGEE (Program enrollment/completion), TEST (TABE Scores), OFFDRLUP (Offender Lookup data)

Methodology:

Using SAS and extracts from the OBIS screens, determine which inmates have completed the MLP course during a given fiscal year and have a subsequent total battery score posted within that fiscal year and also determine which of these inmates then scored at or above 9.0 6.0.

The pool includes Mandatory Literacy Program (MLP) Completers with a TABE Score between 1.0 and 12.9 during the same fiscal year. The pool excludes data from Private Institutions.

Procedure:

The percent is derived by dividing X ('the fiscal year total number of MLP completers whose subsequent total battery TABE score in that fiscal year was at or above 9.0') by Y ('the fiscal year number of MLP completers').

Validity:**Methodology:**

Internal validity speaks to the certainty with which results of this measure can be accepted. Staff have used the DC32 and DC37 screens for over 15 years, with the listings continuously being verified and checked and accepted with a high level of certainty. External validity speaks to the results being applicable to other similar programs and approaches. The TABE test is a standardized test used in a variety of school settings throughout the U.S.

Appropriateness:

The purpose of the MLP program is to help students improve and/or continue their schooling by enrolling in an ABE or GED course. This is an appropriate measure of the frequency/number of times this purpose is met. The department needs to be able to demonstrate the extent and types of program needs among inmates as well as the overall utilization of existing program services. In addition, the measure provides a clear, understandable measure for the general public to see the extent of the department's efforts in 'rehabilitative' programming to reduce the likelihood of inmates being recommitted to the department following release.

Reliability:**Methodology:**

The data reported is consistent from one measurement to the next.

Reliability of Measure:

Recent efforts, e.g., Operational Reviews, Education Monthly Auditing Report for Programs (EDMARP), and an Internal Audit by the Inspector General's office, have further increased the accuracy of this data. The data has been shown to be consistent, complete, and correct.

LRPP EXHIBIT IV: PERFORMANCE MEASURE VALIDITY AND RELIABILITY

Department: Department of Corrections
Program: 70450000 Program: Educations and Programs
Service: 70450200 Basic Education Skills
Measure: Percent of inmates who successfully complete mandatory literacy programs.

Action (check one):

- Requesting Revision to Approved Measure
- Change in Date Sources or Measurement Methodologies
- Requesting New Measure
- Backup for Performance Measure

Data Sources and Methodology:

Data Resources:

- (a) Offender Based Information System (OBIS) Screens Used – DC32 Screen for Program enrollment/completion
- (b) DC37 Screen for TABE test scores;
- (c) SAS Files Used to Extract Data – PROGEE (Program enrollment/completion), TEST (TABE Scores), OFFDRLUP (Offender Lookup data)

Methodology:

- (a) Inmates who successfully complete the MLP (9900150) course in a given year with a last enrollment status code of one of the following: CMP, ATT or CXS.
- (b) Inmates at private facilities are not included in this measure.
- (c) Inmates who have otherwise participated in MLP in a given year. This includes any unsuccessful (REF, RMV) or any administrative (ADC, DTH, EXT, NLH, RSD, WTD) exits from the program during the year as indicated by the last enrollment status code.

Procedure:

The percent is derived by taking the number of inmates who successfully complete MLP divided by the number of inmates who successfully complete MLP + the total number of other inmates who had unsuccessful or administrative exits from MLP courses in a given fiscal year.

Validity:**Methodology:**

The information originates from OBIS, which contains several internal edits to ensure that the data entered is valid. Internal validity speaks to the certainty with which results of this measure can be accepted. Staff has used the DC32 and DC37 screens for over 15 years, with the listings continuously being verified and checked and accepted with a high level of certainty. External validity speaks to the results being applicable to other similar programs and approaches. The TABE test is a standardized test used in a variety of school settings throughout the U.S.

Appropriateness:

This is an appropriate measure of the frequency/number of times this purpose is met. The department needs to be able to demonstrate the extent and types of program needs among inmates as well as the overall utilization of existing program services. In addition, the measure provides a clear, understandable measure for the general public to see the extent of the department's efforts in 'rehabilitative' programming to reduce the likelihood of inmates being recommitted to the department following release.

Reliability:**Methodology:**

This measure uses department research files that, once they are created, are not changed. Therefore, we can reproduce any measure that originates from these research files.

Reliability of Measure:

Recent efforts, e.g., Operational Reviews, Education Monthly Auditing Report for Programs (EDMARP), and an Internal Audit by the Inspector General's office, have further increased the accuracy of this data. The data has been shown to be consistent, complete, and correct.

LRPP EXHIBIT IV: PERFORMANCE MEASURE VALIDITY AND RELIABILITY

Department: Department of Corrections
Program: 70450000 Program: Educations and Programs
Service: 70450200 Basic Education Skills
Measure: Percent of inmates who successfully complete GED education programs.

Action (check one):

- Requesting Revision to Approved Measure
- Change in Date Sources or Measurement Methodologies
- Requesting New Measure
- Backup for Performance Measure

Data Sources and Methodology:

Data Sources:

- (a) Offender Based Information System (OBIS) Screens Used: DC34 screen for Inmate Program Achievement
- (b) SAS Files Used to Extract Data – PROGEE (Program enrollment/completion), CERT (Certificate file)

Methodology:

- (a) Inmates who have earned a GED certificate
- (b) Inmates who participated in the “9900026/LEAGED” course or the ‘9900004’ course in a given year. This includes any unsuccessful (REF, RMV) or any administrative (ADC, DTH, EXT, NLH, RSD, WTD) exits from the program during the year as indicated by the last enrollment status code during the year
- (c) Inmates at private facilities are not included in this pool.

Procedure:

The percent is derived by taking the number of inmates who have earned a GED divided by the number of inmates who earned a GED + the number of other inmates who had unsuccessful or administrative exits from “9900026 courses in a given year.

Validity:**Methodology:**

The information originates from OBIS, which contains several internal edits to ensure that the data entered is valid. Internal validity speaks to the certainty with which results of this measure can be accepted. Staff has used the DC34 screen for over 15 years, with the listings continuously being verified and checked and accepted with a high level of certainty. External validity speaks to the results being applicable to other similar programs and approaches.

Appropriateness:

This is an appropriate measure of the frequency/number of times this purpose is met. The department needs to be able to demonstrate the extent and types of program needs among inmates as well as the overall utilization of existing program services. In addition, the measure provides a clear, understandable measure for the general public to see the extent of the department's efforts in 'rehabilitative' programming to reduce the likelihood of inmates being recommitted to the department following release.

Reliability:**Methodology:**

This measure uses department research files that, once they are created, are not changed. Therefore, we can reproduce any measure that originates from these research files.

Reliability of Measure:

Recent efforts, e.g., Operational Reviews, Education Monthly Auditing Report for Programs (EDMARP), and an Internal Audit by the Inspector General's office, have further increased the accuracy of this data. The data has been shown to be consistent, complete, and correct.

LRPP EXHIBIT IV: PERFORMANCE MEASURE VALIDITY AND RELIABILITY

Department: Department of Corrections
Program: 70450000 Program: Educations and Programs
Service: 70450200 Basic Education Skills
Measure: Percent of inmates who need special education programs who participate in special education (federal law) programs.

Action (check one):

- Requesting Revision to Approved Measure
- Change in Date Sources or Measurement Methodologies
- Requesting New Measure
- Backup for Performance Measure

Data Sources and Methodology:

Data Sources:

- (a) Offender Based Information System (OBIS) Screens Used: DC32 screen for Inmate Program Participation; DC39 screen for Special Education data.
- (b) SAS Files Used to Extract Data: Inmate Special Education

Methodology:

- (a) For a selected period of time, Special Education inmates who have begun the program by being staffed or having a transition plan initiated.
- (b) Inmates who have completed Special Education.
- (c) Inmates who refused Special Education, but were verified as qualifying for the program. The verification must fall prior to the date of the refusal and less than 1.5 years prior to the beginning of the time period in which the refusal lies.
- (d) Pool does not include the following
 - Inmates at private facilities.
 - Inmates who have never qualified for nor participated in Special Education.
 - Inmates who have reached the age of 22 years old prior to the designated time period

Procedure:

- (a) Count the number of inmates who have started or completed Special Education during a given period.
- (b) Count the number of inmates who have been verified as qualifying for Special Education within the time limits defined above, but have refused.
- (c) Calculate a participation percentage by dividing the total in (a) above by the grand total of (a) + (b) for the period.

Validity:**Methodology:**

The information originates from OBIS, which contains several internal edits to ensure that the data entered is valid. Internal validity speaks to the certainty with which results of this measure can be accepted. Staff has used the DC32 screen for over 15 years and the DC39 screen for over 9 years, with the listings continuously being verified and checked and accepted with a high level of certainty. External validity speaks to the results being applicable to other similar programs and approaches.

Appropriateness:

This is an appropriate measure of the frequency/number of times this purpose is met. The department needs to be able to demonstrate the extent and types of program needs among inmates in special education as well as the overall utilization of existing program services. In addition, the measure provides a clear, understandable measure for the general public to see the extent of the department's efforts in 'rehabilitative' programming to reduce the likelihood of special education inmates being recommitted to the department following release.

Reliability:**Methodology:**

This measure uses department research files that, once they are created, are not changed. Therefore, we can reproduce any measure that originates from these research files.

Reliability:

Recent efforts, e.g., Operational Reviews, Education Monthly Auditing Report for Programs (EDMARP), and an Internal Audit by the Inspector General's office, have further increased the accuracy of this data. The data has been shown to be consistent, complete, and correct.

LRPP EXHIBIT IV: PERFORMANCE MEASURE VALIDITY AND RELIABILITY

Department: Department of Corrections

Program: 70450000 Program: Educations and Programs

Service: 70450200 Basic Education Skills

Measure: Percent of inmates who successfully complete vocational education programs.

Action (check one):

- Requesting Revision to Approved Measure
- Change in Data Sources or Measurement Methodologies
- Requesting New Measure
- Backup for Performance Measure

Data Sources and Methodology:

Data Sources:

- (a) Offender Based Information System (OBIS) Screens Used – DC34 Screen for Program Achievement
- (b) SAS Files Used to Extract Data – PROGEE (Program enrollment/completion); CERT (Certificate File)

Methodology:

- (a) Inmates who have earned a vocational certificate.
- (b) Inmates who have otherwise participated in a vocational course in a given year. This includes any unsuccessful (REF, RMV) or any administrative (ADC, DTH, EXT, NLH, RSD, WTD) exits from the program as determined by the last enrollment status during the year.
- (c) Pool does not include inmates at private facilities

Procedure:

The percent is derived by taking the number of inmates who have earned vocational certificates divided by the totals of inmates who have earned vocational certificates + the number of other inmates who had unsuccessful or administrative exits from vocational courses in any given year.

Validity:**Methodology:**

The information originates from OBIS, which contains several internal edits to ensure that the data entered is valid. Internal validity speaks to the certainty with which results of this measure can be accepted. Staff has used the DC34 screen for over 15 years, with the listings continuously being verified and checked and accepted with a high level of certainty. External validity speaks to the results being applicable to other similar programs and approaches.

Appropriateness:

This is an appropriate measure of the frequency/number of times this purpose is met. The department needs to be able to demonstrate the extent and types of program needs among inmates in vocational programs as well as the overall utilization of existing program services. In addition, the measure provides a clear, understandable measure for the general public to see the extent of the department's efforts in 'rehabilitative' programming to reduce the likelihood of inmates receiving vocational certificates being recommitted to the department following release.

Reliability:**Methodology:**

This measure uses department research files that, once they are created, are not changed. Therefore, we can reproduce any measure that originates from these research files.

Reliability of Measure:

Recent efforts, e.g., Operational Reviews, Education Monthly Auditing Report for Programs (EDMARP), and an Internal Audit by the Inspector General's office, have further increased the accuracy of this data. The data has been shown to be consistent, complete, and correct.

LRPP EXHIBIT IV: PERFORMANCE MEASURE VALIDITY AND RELIABILITY

Department: Department of Corrections

Program: 70450000 Program: Educations and Programs

Service: 70450200 Basic Education Skills

Measure: Average increase in grade level achieved by inmates participating in educational programs per instructional period (3 months).

Action (check one):

- Requesting Revision to Approved Measure
- Change in Date Sources or Measurement Methodologies
- Requesting New Measure
- Backup for Performance Measure

Data Sources and Methodology:

Data Sources:

- (a) Offender Based Information System (OBIS) Screens Used – DC37 Screen for history of TABE test scores; DC38 Screen for entering TABE test scores
- (b) SAS Files Used to Extract Data – TEST (TABE Scores)
- (c) TESTMATE – Software program that facilitates the scanning, scoring, managing, and tracking of individual and group TABE performance
- (d) TABE TEST – Tests of Adult Basic Education – Academic tests administered to inmates to measure change in literacy level and help predict readiness to take the GED.

Methodology:

- (a) All inmates currently enrolled in correctional education's academic classes.
- (b) Inmates assigned to a vocational class or PRIDE who require demonstration of specified mastery in Reading, Language and/or Math.
- (c) Pool does not include inmates at private facilities.

Procedure:

- (a) Within 30 days of placement in academic or vocational classes, inmates are given the complete battery of the Test of Adult Basic Education (TABE) which include Reading, Math and Language.
- (b) Test forms are scanned into TestMate via a scanner, which stores data into batches, scores the test and generates a reference report that identifies a students strengths and weaknesses.
- (c) Subsequent administrations of the TABE, in whole or part, are determined by the inmates progress in the classroom, which are usually given after 90-120 days of instruction.

- (d) Batch files are e-mailed to Central Office where they are placed back into TestMate, checked for accuracy, and sent to OBIS daily for uploading of test scores to the DC 37/38 screens.
- (e) In Central Office, batches are grouped into monthly files and at the end of the fiscal year, are placed into TestMate multiyear module that matches inmates by DC numbers and names as a means for tracking individual change in academic performance.
- (f) The average change is reported for the individual subtests and total battery for all inmates tested in the fiscal year.

Note -- This can be calculated using either TESTMATE or SAS (by using the yearly results in the TABE extract of the DC37 screen data).

Validity:

Methodology:

Internal validity speaks to the certainty with which results of this measure can be accepted. Staff have used the DC37 and DC38 screens for over 15 years, with the listings continuously being verified and checked and accepted with a high level of certainty. External validity speaks to the results being applicable to other similar programs and approaches. The TABE test is a standardized test used in a variety of school settings throughout the U.S.

Appropriateness:

This is an appropriate measure of the frequency/number of times this purpose is met. The department needs to be able to demonstrate the extent and types of program needs among inmates in correctional education as well as the overall utilization of existing program services. In addition, the measure provides a clear, understandable measure for the general public to see the extent of the department's efforts in 'rehabilitative' programming to reduce the likelihood of inmates receiving education services being recommitted to the department following release.

Reliability:

Methodology:

This measure uses department research files that, once they are created, are not changed. Therefore, we can reproduce any measure that originates from these research files. Additionally, TestMate scores and generates reports for TABE test data, which are scanned into the program by a Scantron. The automated procedures virtually eliminate errors.

Reliability (Continued):

Reliability of Measure:

Batches are scored and processed at the institutional level and in central office. These scores are cross-referenced and checked prior to the automated placement into OBIS. The data has been shown to be consistent, complete, and correct.

Office of Policy and Budget – July, 2014

LRPP EXHIBIT IV: PERFORMANCE MEASURE VALIDITY AND RELIABILITY

Department: Corrections

Program: 70450000 Program: Educations and Programs

Service: 70450300 Adult Offender Transition, Rehabilitation and Support

Measure: Percentage of community supervision offenders who successfully complete transition, rehabilitation, or support programs without subsequent recommitment to community supervision or prison within 24 months after release

Action (check one):

- Requesting Revision to Approved Measure
- Change in Date Sources or Measurement Methodologies
- Requesting New Measure
- Backup for Performance Measure

Data Sources and Methodology:

Data Source: The Offender Based Information System (OBIS), the Department's database into which both field and institutional staff enter information on offenders and inmates.

Methodology: Field staff enter new admission and release data and sentence structure data on the PPO1/02 and OT20/21/22 screens, respectively. They enter program information on the OT71 screen. Then extract files pull that data directly off OBIS and these datasets are then converted to SAS datasets. SAS programs are then written to run against the datasets to determine to outcomes of offenders.

Count the number of offenders who successfully complete community supervision, defined as an early or normal termination. Determine if the offender completed a PRC program or Bradenton DTC. Then, in each case, track the offender for 2 years after being released to determine if the offender returns to the Department of Corrections as a prison inmate for an offense committed after the release from prison or supervision, returns to a new period of supervision for an offense committed after the release from prison or supervision, or returns to prison or supervision for an old offense or technical violation of supervision conditions. Calculate the percentage who returns to prison or supervision for a new offense.

Validity:

Internal validity speaks to the certainty with which the results of this measure can be accepted. Staff have used the PP71 and PP02 screen for many years, with the listings

continuously being verified and checked and accepted with a high level of certainty. External validity speaks to results being generalizable. The measure is based on an entire fiscal year cohort.

The purpose of these programs is to assist the offender in success in the community. This is an appropriate measure of the effectiveness of these programs.

Individuals are assigned one DC number which follows them throughout their time (or times) with the Department, whether on supervision or in prison. The OBIS data constitutes an appropriate measure to determine if offenders are returning after release from supervision a drug treatment.

Reliability:

Since all supervision and prison movement and admission data are used, rather than a sample, it is by definition very reliable.

The data reported are consistent from one offender to the next and have been shown to be consistent, complete, and correct. This is now done to be consistent with other recommitment measures. Used to use all re-commitments; now does re-commitments for new offenses only after early or normal release from supervision and successful program completion.

Office of Policy and Budget – July, 2014

LRPP EXHIBIT IV: PERFORMANCE MEASURE VALIDITY AND RELIABILITY

Department: Department of Corrections

Program: 70450000 Program: Educations and Programs

Service: 70450300 Adult Offender Transition, Rehabilitation and Support

Measure: Percent of inmates who successfully complete transition, rehabilitation, or support programs without subsequent recommitment to community supervision or prison for 24 months after release

Action (check one):

- Requesting Revision to Approved Measure
- Change in Date Sources or Measurement Methodologies
- Requesting New Measure
- Backup for Performance Measure

Data Sources and Methodology:

Data Sources:

- (a) Offender Based Information System (OBIS) Screens Used: DC32 screen for the participation of 100-hour transitional courses.
- (b) Program participation data (Specter, Post-Release Job Placement, and Post Pre-Apprenticeship) provided by the Office of Workforce Development and Transition Services.
- (c) SAS Files Used to Extract Data – PROGEE (Program Enrollment/Exit), Recommitment Extract File.

Methodology:

- (a) A given year/cohort of releases who have successfully completed transition, rehabilitation, or support programs before their release dates (like "TRANPRG", "PWRTTP", Specter) or immediately after their release dates (like Post-Release Job Placement, and Post Pre-Apprenticeship).
- (b) Inmates who return to either community supervision or prison w/in 24 months of release;
- (c) Inmates who return for any reason are counted in the recommitment pool.
- (d) Pool does not include the following:
 - 1. CMP from the Private facilities;
 - 2. Facilities which provide less than 100 hours' transitional courses.

Procedure:

- (a) For a given year of releases, count the number of inmates who successfully completed the programs.

- (b) Then in each case, track the inmate for 2 years after being released from prison to determine if the inmate returns to the department as a community supervision offender or a prison inmate for any reason.

Validity:

Methodology:

The information originates from OBIS, which contains several internal edits to ensure that the data entered is valid. Internal validity speaks to the certainty with which results of this measure can be accepted. Staff has used the DC32 screen for over 15 years, with the listings continuously being verified and checked and accepted with a high level of certainty. External validity speaks to the results being applicable to other similar programs and approaches.

Appropriateness

This is an appropriate measure of the frequency/number of times this purpose is met. The department needs to be able to demonstrate the extent and types of program needs among inmates completing transition, rehabilitation or support services, as well as the overall utilization of existing program services. In addition, the measure provides a clear, understandable measure for the general public to see the extent of the department's efforts in 'rehabilitative' programming to reduce the likelihood of inmates completing transition, rehabilitation or support programs being recommitted to community supervision or prison within 24 months following release.

Reliability:

Methodology:

This measure uses department research files that, once they are created, are not changed. Therefore, we can reproduce any measure that originates from these research files.

Reliability of Measure:

Information regarding inmate releases is reliable and can be reproduced. Specific information on each inmate released is available (i.e., each inmate that is counted in this measure can be identified).

LRPP EXHIBIT IV: PERFORMANCE MEASURE VALIDITY AND RELIABILITY

Department: Department of Corrections

Program: 70450000 Program: Educations and Programs

Service: 70450300 Adult Offender Transition, Rehabilitation and Support

Measure: Number of releases provided faith-based housing assistance

Action (check one):

- Requesting Revision to Approved Measure
- Change in Date Sources or Measurement Methodologies
- Requesting New Measure
- Backup for Performance Measure

Data Sources and Methodology:

Data Source:

- (a) The Offender Based Information System (OBIS). This is the Department's database into which both field and institutional staff enter information on offenders and inmates.

Methodology:

- (a) Field staff enter program information on the OT71 screen. Then extract files pull that data directly off OBIS and these data sets are then converted to SAS data sets. SAS programs are then written to run against the data sets to determine the outcomes of offenders.

Procedure:

Count the number of offenders who enter the Faith Based Housing (FBTH) program.

Validity:

Methodology:

Internal validity speaks to the certainty with which the results of this measure can be accepted. Staff has used the PP71 screen for many years, with the listings continuously being verified and checked and accepted with a high level of certainty. External validity speaks to results being generalizable. This treatment program is consistently monitored and it is required to maintain a level of acceptability in their curriculum. The measure is based on an entire fiscal year of placements.

Validity: (Continued)

Appropriateness:

This is an appropriate measure of the frequency/number of times this purpose is met. The department needs to be able to demonstrate the extent and types of program needs among inmates as well as the overall utilization of existing program services. In addition, the measure provides a clear, understandable measure for the general public to see the extent of the department's efforts in 'rehabilitative' programming to reduce the likelihood of inmates being recommitted to the department following release.

Reliability:

Methodology:

Since all program data is used, rather than a sample, it is by definition very reliable.

Reliability:

The data reported is consistent from one offender to the next and has been shown to be consistent, complete, and correct.

Office of Policy and Budget – July, 2014

LRPP EXHIBIT IV: PERFORMANCE MEASURE VALIDITY AND RELIABILITY

Department: Department of Corrections

Program: 70450000 Program: Educations and Programs

Service: 70450300 Adult Offender Transition, Rehabilitation and Support

Measure: Number of inmates participating in faith-based dorm programs.

Action (check one):

- Requesting Revision to Approved Measure
- Change in Date Sources or Measurement Methodologies
- Requesting New Measure
- Backup for Performance Measure

Data Sources and Methodology:

Data Source:

The official roll for each faith-based dorm program, listing all active participants as drawn from classification.

Methodology:

The official rolls are collected from the Chaplain at each faith-based dorm program and tabulated for a total participation.

Procedure:

Count the total number of offenders who participated in the faith-based dorm program.

Validity:

Methodology:

Internal validity speaks to the certainty with which the results of this measure can be accepted. Staff has to verify which offenders on the roll participate in the programs. External validity speaks to results being generalizable. This treatment program is consistently monitored and it is required to maintain a level of acceptability in their curriculum. The measure is based on an entire fiscal year of participation.

Appropriateness:

The official rolls serve as a good tool for documenting the number of dorm faith-based activities inmates participate in.

Reliability:

Methodology:

Since all program data is used, rather than a sample, it is by definition very reliable.

Reliability of Measure:

The data reported is consistent from one offender to the next and has been shown to be consistent, complete, and correct

Office of Policy and Budget – July, 2014

LRPP EXHIBIT IV: PERFORMANCE MEASURE VALIDITY AND RELIABILITY

Department: Department of Corrections

Program: 70450000 Program: Educations and Programs

Service: 70450300 Adult Offender Transition, Rehabilitation and Support

Measure: Percent of inmates participating in religious programming

Action (check one):

- Requesting Revision to Approved Measure
- Change in Date Sources or Measurement Methodologies
- Requesting New Measure
- Backup for Performance Measure

Data Sources and Methodology:

Data Sources:

- (a) Inmate Participation Sign-in Sheet – Sign-in sheet that is used universally by all department chaplains to track inmate demographic information and types of religious activity held at an institution.
- (b) Chapel Tracking – Access database developed to track inmate daily participation in religious programs
- (c) OBIS – Offender Based Information System – the department’s mainframe data system
- (d) Statistical Analysis System (SAS) – Software used to analyze data

Methodology:

- (a) Data source is the centralized management of the tracking program in Access by a specified member in the Bureau of Chaplaincy Services.
- (b) Inmates participating in religious programs are supervised as they sign in to attend religious activities.
- (c) Once the sign-in process has been completed, the sheet remains in the possession of the chaplain.
- (d) After the activity is completed, either the chaplain or his/her clerk typist inputs the information into the access database program.
- (e) The sign-in sheet is then filed.
- (f) A designated staff member in Central Office manages the database file for each institution and collectively compiles the monthly number of inmate participants and types of programming offered by the Institution.
- (g) Each month and at the end of the fiscal year, data is put into a SAS program from data retrieved from OBIS to generate a count of the number of inmates in open population at each institution.

Procedure:

- (a) At the end of each month, one specified member in Chaplaincy Services in central office compiles all of the information on program participation for each institution and tallies all of the reported data to form an average monthly total number of inmates that participated in religious activities. At the end of the fiscal year, the monthly files are combined to get an average total number of inmates participating in religious activities for the year. This number represents the numerator in the equation to determine the percent of inmates participating in religious activities.
- (b) Research and data Analysis staff then determines the monthly average number of inmates in open population at each institution and available to attend services. This end of the month count is the average number of all open population inmates (excluding private facilities, inmates in close management and inmates in protective management) for all applicable institutions. The averaging of the twelve end of the month counts provides an average monthly open population for the fiscal year. This number represents the denominator.
- (c) The division of the average monthly number of inmate participants by the average monthly number of inmates in open population provides the percentage of inmates participating in religious programming.

Validity:**Methodology:**

- (a) Chaplains have to supervise the inmate sign-in process to ensure that valid names are used and that they actually attend the activity.
- (b) The procedure was piloted for six months from July 1, 2001 to December 31, 2001. The results from the input of information from the institution chaplains were compared to the raw data to ensure accurate counting of inmate participants.

Appropriateness:

The Sign-in sheet serves as a good tool for documenting the number of religious activities inmates participate in, the number of activities offered per chaplain and institution, and which activity inmates find most beneficial.

Reliability:**Methodology:**

- (a) Each chaplain received training and directions on how to appropriately ensure inmates correctly sign in and attend the activity, and on how to use the Chapel Tracking Program in Access.
- (b) The information inputted into the database can be verified by comparing numbers generated from the tracking program to the original attendance sign-in sheets.

Reliability of Measure:

- (a) The tallying of numbers is done in Access automatically for each institution both at the end of the month and at the end of the fiscal year, thus making the counting of inmates that participate virtually flawless.
- (b) Only one designated and trained staff member in Chaplaincy Services handles the data from the institutions, thus drastically cutting down the possibility of human error.
- (c) The biggest chance for error would occur during the inputting of information at the institution level. To decrease chances for error, field chaplains are instructed to maintain the actual sign-in sheet and to verify at the end of each month the numbers they've inputted during the month.

Office of Policy and Budget – July, 2014

Department of Corrections



Performance Measure Validity and Reliability

LRPP Exhibit IV

LRPP EXHIBIT IV: PERFORMANCE MEASURE VALIDITY AND RELIABILITY

Department: CORRECTIONS
Program: 70010000 Program: Department Administration
Service: 70010200 Executive Direction and Support Services
Measure: Administrative Support costs of Business Service Centers and Executive Direction as a percent of total agency costs (less Alien Transfers)

Action (check one):

- Requesting Revision to Approved Measure
- Change in Date Sources or Measurement Methodologies
- Requesting New Measure
- Backup for Performance Measure

Data Sources and Methodology:

Expenditure data as recorded in LAS/PBS system. Add the expenditures from column A01 for appropriate budget entities. Divide by total appropriations to get percent. For each, first back out SCAAP transfer dollars.

Validity:

Content validity is appropriate when examining measures where there is a clear definition of the concept and it is possible to examine all elements of the domain and select a sample of the domain. In this case LAS/PBS includes and classifies all appropriation and expenditure data, and so the entire population actually constitutes the sample. The LAS/PBS data constitutes an appropriate measure of the usage of agency funding for administrative support.

Reliability:

Since all expenditure data are used, rather than a sample, it is by definition very reliable. Reliability is very high, subject only to corrections of errors over time. Since the final LAS/PBS data are used for the actual numbers, reliability should be particularly high, while estimates are more subject to fluctuations as changes are made during the year.

Office of Policy and Budget – July, 2014

LRPP EXHIBIT IV: PERFORMANCE MEASURE VALIDITY AND RELIABILITY

Department: CORRECTIONS
Program: 70010000 Program: Department Administration
Service: 70010200 Executive Direction and Support Services
Measure: Administrative support positions of Business Service Centers and
Executive Direction as a percent of total agency positions

Action (check one):

- Requesting Revision to Approved Measure
- Change in Date Sources or Measurement Methodologies
- Requesting New Measure
- Backup for Performance Measure

Data Sources and Methodology:

Expenditure data as recorded in LAS/PBS system. Add the authorized positions for appropriate budget entities. Divide by total positions to get percent.

Validity:

Content validity is appropriate when examining measures where there is a clear definition of the concept and it is possible to examine all elements of the domain and select a sample of the domain. In this case LAS/PBS includes and classifies all appropriations, position, and expenditure data, and so the entire population actually constitutes the sample. The LAS/PBS data constitutes an appropriate measure of the usage of agency funding for administrative support positions.

Reliability:

Since all expenditure data are used, rather than a sample, it is by definition very reliable. Reliability is very high, subject only to corrections of errors over time. Since the final LAS/PBS data are used for the actual numbers, reliability should be particularly high, while estimates are more subject to fluctuations as changes are made during the year.

Office of Policy and Budget – July, 2014

LRPP EXHIBIT IV: PERFORMANCE MEASURE VALIDITY AND RELIABILITY

Department: Corrections

Program: 70030000 Program: Security and Institutional Operations

Service: _____

Measure: Number of batteries committed by inmates on one or more persons per

1,000 inmates

Action (check one):

- Requesting Revision to Approved Measure
- Change in Date Sources or Measurement Methodologies
- Requesting New Measure
- Backup for Performance Outcome and Output Measure

Data Sources and Methodology:

The assault data is entered into the Inspector General's IGLOGS database by IG staff. Assaults by inmates are given a specific incident-type code which is entered along with details on the date of the incident and those involved (perpetrator and victim). In the past, fights among inmates were coded as assaults. In February 2002, a separate code to be used specifically for fighting was created and implemented. This was an attempt to separate the truly serious assaults from minor skirmishes among inmates. Information from IGLOGS is converted to a SAS dataset for analysis. All incidents with the specific assault codes that occurred during the year are tabulated using SAS software.

Validity:

The measure originates from a database of incidents investigated by the Inspector General's Office. The information in this database is used during the investigations, and therefore the investigators ensure that the information entered is valid. This is an appropriate measure of the relative aggression-level of the inmate population. A high number indicates that more inmates are acting out in a violent manner, either towards other inmates or towards staff. This may be interpreted as a measure of the changing nature of the inmate population (more or less violent) as well as a measure of the department's ability to control the inmate population and provide a safe environment for inmates and staff.

Reliability:

This measure originates from a database of information that can be accessed and the measure reproduced at any time. This measure is reliable in

the sense that it can be reproduced at any point and detailed information on every assault that is counted can be easily pulled from the data available. Since the coding scheme changed during FY0102, the FY0102 measure is not comparable to past values, since it counts significantly fewer incidents as assaults. Similarly, the measure for FY0203 should be lower than FY0102, since it will be the first fiscal year for which the new coding scheme is in use for the entire year.

Office of Policy and Budget – July, 2014

LRPP EXHIBIT IV: PERFORMANCE MEASURE VALIDITY AND RELIABILITY

Department: Corrections

Program: 70030000 Program: Security and Institutional Operations

Service: _____

Measure: Number of inmates receiving major disciplinary reports per 1,000 inmates

Action (check one):

- Requesting Revision to Approved Measure
- Change in Data Sources or Measurement Methodologies
- Requesting New Measure
- Backup for Performance Measure

Data Sources and Methodology:

The data for this measure originates from the Offender Based Information System (OBIS). The data is entered into OBIS by classification and security staff. The data from OBIS is moved to a SAS server where analyses are run against it. A data set that describes those inmates that receive disciplinary reports (DR) during a specific period is used to create this measure. The DR date, location, and other variables specific to the inmate DR are present on this data set. The number of major DR's incurred at some point during the fiscal year is determined. The number of inmates responsible for these major DR's is determined. The average inmate population during the year is calculated. The number of inmates responsible for major DR's is divided by the average inmate population and then multiplied by 1,000 to determine the rate.

Validity:

The information originates from OBIS, which contains several internal edits to ensure that the data entered is valid. The Automated Discipline and Integrated Offender System (ADIOS) within OBIS is used to process disciplinary reports, so the data is reviewed by a number of staff involved in the DR process. This is an appropriate measure of the proportion of inmates that are disruptive (i.e., receiving a major DR) during the fiscal year, which is an indirect measure of institutional control. Since one inmate can be responsible for several DR's during the time period, it is necessary to calculate a measure that is calculated on the number of individuals, not just the number of DR's incurred. By computing the rate per 1,000 inmates, the increasing inmate population is not a direct factor.

Reliability:

This measure uses department research files that, once they are created, are not changed. Therefore, we can reproduce any measure that originates from these research files. Information regarding inmate DR's is reliable and can be reproduced. Specific information on each inmate DR is available (i.e., each disciplinary report that is counted in this measure can be identified).

Office of Policy and Budget – July, 2014

LRPP EXHIBIT IV: PERFORMANCE MEASURE VALIDITY AND RELIABILITY

Department: Corrections

Program: 70030000 Program: Security and Institutional Operations

Service: _____

Measure: Percentage of random inmate drug tests that are negative

Action (check one):

- Requesting Revision to Approved Measure
- Change in Data Sources or Measurement Methodologies
- Requesting New Measure
- Backup for Performance Measure

Data Sources and Methodology:

The data for this measure originates from the Offender Based Information System (OBIS). The data is entered into OBIS by Office of the Inspector General staff. The data from OBIS is moved to a SAS server where analyses are run against it. A data set that describes those inmates that receive random drug tests during a specific period is used to create this measure. The drug test results, test date, test location, and other variables specific to the inmate drug test are present on this data set. The number of random drug tests conducted during the fiscal year is determined. The number of those tests that are negative (no drug-use detected) is determined. The ratio of negative tests to total tests is the percentage reported.

Validity:

The information originates from OBIS, which contains several internal edits to ensure that the data entered is valid. This is an appropriate measure of security within the prison system. It measures the extent of drug-related contraband that enters the prison system. A high percentage of negative random drug tests indicates that drugs are rarely available to the inmate population.

Reliability:

This measure uses department research files that, once they are created, are not changed. Therefore, we can reproduce any measure that originates from these research files. Information regarding inmate drug tests is reliable and can be reproduced. Specific information on each inmate drug test is available (i.e., each drug test that is counted in this measure can be identified).

LRPP EXHIBIT IV: PERFORMANCE MEASURE VALIDITY AND RELIABILITY

Department: Corrections

Program: 70030000 Program: Security and Institutional Operations

Service: _____

Measure: Percent of reported criminal incidents investigated by the Inspector General's Office

Action (check one):

- Requesting Revision to Approved Measure
- Change in Date Sources or Measurement Methodologies
- Requesting New Measure
- Backup for Performance Measure

Data Sources and Methodology:

The data originates from the Management Information Notification System (MINS) in CDC. Department Rules require that each incident be reported to the IG's Office on MINS. This information is transferred to the Inspector General's case tracking system called IGlogs. Management reports run periodically to determine number of incidents monthly, quarterly, and annually.

Validity:

MINS messages are reviewed by local IG offices for accuracy. Any discrepancies are corrected prior to being entered into IGlogs. This is an appropriate measure to determine security and control of inmate population within a prison. It measure the volatility of the inmate population.

Reliability:

MINS creates a data base that can cross referenced to data in the IG case tracking system to ensure accuracy and consistency.

Office of Policy and Budget – July, 2014

LRPP EXHIBIT IV: PERFORMANCE MEASURE VALIDITY AND RELIABILITY

Department: Corrections

Program: 70030000 Program: Security and Institutional Operations

Service: 70031100 Adult Male Custody Operations

Measure: Number of escapes from the secure perimeter of major institutions

Action (check one):

- Requesting Revision to Approved Measure
- Change in Data Sources or Measurement Methodologies
- Requesting New Measure
- Backup for Performance Outcome and Output Measure

Data Sources and Methodology:

Escape information is entered by Department staff on the OT43 screen in the Offender Based Information System (OBIS). It includes the date of the escape and recapture, the location escaped from, and whether it was a perimeter escape. The data is extracted from OBIS and converted to a SAS dataset for analysis. A list of inmates who escaped from the secure perimeter of major institutions during the year is generated from the dataset described above. Those that escaped from the secure perimeter of a major institution are determined by the perimeter information on the OT43 screen as well as the narrative description of the escape. Any such escapes indicated are verified by security staff.

Validity:

The information originates from OBIS, which contains several internal edits to ensure that the data entered is valid. Escape data is closely monitored by classification and security staff to ensure accuracy. This is an appropriate measure of the security of major institutions. Fewer escapes mean less of a threat to public safety and better institutional control.

Reliability:

Information regarding inmate escapes is reliable and can be reproduced. Specific information on each inmate escape is available (i.e., each inmate that is counted in this measure can be identified). The data used is complete and accurate.

LRPP EXHIBIT IV: PERFORMANCE MEASURE VALIDITY AND RELIABILITY

Department: Corrections

Program: 70030000 Program: Security and Institutional Operations

Service: 70031200 Adult and Youthful Offender Female Custody Operations

Measure: Number of escapes from the secure perimeter of major institutions

Action (check one):

- Requesting Revision to Approved Measure
- Change in Data Sources or Measurement Methodologies
- Requesting New Measure
- Backup for Performance Outcome and Output Measure

Data Sources and Methodology:

Escape information is entered by Department staff on the OT43 screen in the Offender Based Information System (OBIS). It includes the date of the escape and recapture, the location escaped from, and whether it was a perimeter escape. The data is extracted from OBIS and converted to a SAS dataset for analysis. A list of inmates who escaped from the secure perimeter of major institutions during the year is generated from the dataset described above. Those that escaped from the secure perimeter of a major institution are determined by the perimeter information on the OT43 screen as well as the narrative description of the escape. Any such escapes indicated are verified by security staff.

Validity:

The information originates from OBIS, which contains several internal edits to ensure that the data entered is valid. Escape data is closely monitored by classification and security staff to ensure accuracy. This is an appropriate measure of the security of major institutions. Fewer escapes mean less of a threat to public safety and better institutional control

Reliability:

Information regarding inmate escapes is reliable and can be reproduced. Specific information on each inmate escape is available (i.e., each inmate that is counted in this measure can be identified). The data used is complete and accurate.

LRPP EXHIBIT IV: PERFORMANCE MEASURE VALIDITY AND RELIABILITY

Department: Corrections

Program: 70030000 Program: Security and Institutional Operations

Service: 70031300 Male Youthful Offender Custody Operations

Measure: Number of escapes from the secure perimeter of major institutions

Action (check one):

- Requesting Revision to Approved Measure
- Change in Data Sources or Measurement Methodologies
- Requesting New Measure
- Backup for Performance Outcome and Output Measure

Data Sources and Methodology:

Escape information is entered by Department staff on the OT43 screen in the Offender Based Information System (OBIS). It includes the date of the escape and recapture, the location escaped from, and whether it was a perimeter escape. The data is extracted from OBIS and converted to a SAS dataset for analysis. A list of inmates who escaped from the secure perimeter of major institutions during the year is generated from the dataset described above. Those that escaped from the secure perimeter of a major institution are determined by the perimeter information on the OT43 screen as well as the narrative description of the escape. Any such escapes indicated are verified by security staff.

Validity:

The information originates from OBIS, which contains several internal edits to ensure that the data entered is valid. Escape data is closely monitored by classification and security staff to ensure accuracy. This is an appropriate measure of the security of major institutions. Fewer escapes mean less of a threat to public safety and better institutional control.

Reliability:

Information regarding inmate escapes is reliable and can be reproduced. Specific information on each inmate escape is available (i.e., each inmate that is counted in this measure can be identified). The data used is complete and accurate.

LRPP EXHIBIT IV: PERFORMANCE MEASURE VALIDITY AND RELIABILITY

Department: Corrections

Program: 70030000 Program: Security and Institutional Operations

Service: 70031400 Specialty Correctional Institution Operations

Measure: Number of escapes from the secure perimeter of major institutions

Action (check one):

- Requesting Revision to Approved Measure
- Change in Data Sources or Measurement Methodologies
- Requesting New Measure
- Backup for Performance Outcome and Output Measure

Data Sources and Methodology:

Escape information is entered by Department staff on the OT43 screen in the Offender Based Information System (OBIS). It includes the date of the escape and recapture, the location escaped from, and whether it was a perimeter escape. The data is extracted from OBIS and converted to a SAS dataset for analysis. A list of inmates who escaped from the secure perimeter of major institutions during the year is generated from the dataset described above. Those that escaped from the secure perimeter of a major institution are determined by the perimeter information on the OT43 screen as well as the narrative description of the escape. Any such escapes indicated are verified by security staff.

Validity:

The information originates from OBIS, which contains several internal edits to ensure that the data entered is valid. Escape data is closely monitored by classification and security staff to ensure accuracy. This is an appropriate measure of the security of major institutions. Fewer escapes mean less of a threat to public safety and better institutional control.

Reliability:

Information regarding inmate escapes is reliable and can be reproduced. Specific information on each inmate escape is available (i.e., each inmate that is counted in this measure can be identified). The data used is complete and accurate.

LRPP EXHIBIT IV: PERFORMANCE MEASURE VALIDITY AND RELIABILITY

Department: Corrections

Program: 70030000 Program: Security and Institutional Operations

Service: 70031500 Reception Center Operations

Measure: Number of escapes from the secure perimeter of major institutions

Action (check one):

- Requesting Revision to Approved Measure
- Change in Data Sources or Measurement Methodologies
- Requesting New Measure
- Backup for Performance Outcome and Output Measure

Data Sources and Methodology:

Escape information is entered by Department staff on the OT43 screen in the Offender Based Information System (OBIS). It includes the date of the escape and recapture, the location escaped from, and whether it was a perimeter escape. The data is extracted from OBIS and converted to a SAS dataset for analysis. A list of inmates who escaped from the secure perimeter of major institutions during the year is generated from the dataset described above. Those that escaped from the secure perimeter of a major institution are determined by the perimeter information on the OT43 screen as well as the narrative description of the escape. Any such escapes indicated are verified by security staff.

Validity:

The information originates from OBIS, which contains several internal edits to ensure that the data entered is valid. Escape data is closely monitored by classification and security staff to ensure accuracy. This is an appropriate measure of the security of major institutions. Fewer escapes mean less of a threat to public safety and better institutional control.

Reliability:

Information regarding inmate escapes is reliable and can be reproduced. Specific information on each inmate escape is available (i.e., each inmate that is counted in this measure can be identified). The data used is complete and accurate.

LRPP EXHIBIT IV: PERFORMANCE MEASURE VALIDITY AND RELIABILITY

Department: Corrections

Program: 70030000 Program: Security and Institutional Operations

Service: 70031600 Public Service Work squads and Work Release Transition

Measure: Percent of available inmates who work

Action (check one):

- Requesting Revision to Approved Measure
- Change in Date Sources or Measurement Methodologies
- Requesting New Measure
- Backup for Performance Measure

Data Sources and Methodology:

The data for this measure originates from the Offender Based Information System (OBIS). The data is entered into OBIS by classification and security staff. The data from OBIS is moved to a SAS server where analyses are run against it. A data set that describes those inmates active on a given day and their work assignments on that day is used to create this measure. A data set containing available community work squad positions is also used. The number of inmates (FTE) assigned to community work squads is calculated on the last day of the month for all twelve months during the fiscal year and on the last day of the previous fiscal year. The quota (FTE) for available community work squads is also calculated. The ratio of the number of actual assignments to the available assignments is calculated for each of the thirteen days, and these numbers are averaged and reported as the measure.

Validity:

The information originates from OBIS, which contains several internal edits to ensure that the data entered is valid. This is an appropriate measure of ability of the department to keep available community work squad positions filled. It only applies to community work squad positions.

Reliability:

This measure uses department research files that, once they are created, are not changed. Therefore, we can reproduce any measure that originates from these research files. Information regarding inmate work assignments is reliable and can be reproduced. Specific information on each inmate work assignment is available (i.e., each inmate that is counted in this measure can be identified).

LRPP EXHIBIT IV: PERFORMANCE MEASURE VALIDITY AND RELIABILITY

Department: Corrections

Program: 70030000 Program: Security and Institutional Operations

Service: 70031600 Public Service Work squads and Work Release Transition

Measure: Number of available work assignments

Action (check one):

- Requesting Revision to Approved Measure
- Change in Date Sources or Measurement Methodologies
- Requesting New Measure
- Backup for Performance Measure

Data Sources and Methodology:

The data for this measure originates from the Offender Based Information System (OBIS). The data is entered into OBIS by Inmate Labor Unit staff. The data from OBIS is moved to a SAS server where analyses are run against it. A data set that describes for each institution, the work assignments available for inmates at the institution is used to create this measure. Current work assignments for inmates are included in this data set. The number of inmate work assignments (FTE) is calculated from the last day of the quarter for four quarters during the fiscal year as well as the last day of the previous fiscal year. The average of these five numbers is the reported measure. For this measure, program assignments are not included.

Validity:

The information originates from OBIS, which contains several internal edits to ensure that the data entered is valid. This is an appropriate measure of the number of work assignments available for inmates.

Reliability:

This measure uses department research files that, once they are created, are not changed. Therefore, we can reproduce any measure that originates from these research files. Information regarding inmate work assignments is reliable and can be reproduced. Specific information on work assignment availability can be produced.

LRPP EXHIBIT IV: PERFORMANCE MEASURE VALIDITY AND RELIABILITY

Department: Corrections

Program: 70030000 Program: Security and Institutional Operations

Service: 70031600 Public Service Work squads and Work Release

Transition

Measure: Number of inmates available for work or program assignments

Action (check one):

- Requesting Revision to Approved Measure
- Change in Data Sources or Measurement Methodologies
- Requesting New Measure
- Backup for Performance Measure

Data Sources and Methodology:

The data for this measure originates from the Offender Based Information System (OBIS). The data is entered into OBIS by classification staff. The data from OBIS is moved to a SAS server where analyses are run against it. A data set that describes those inmates that were active on a particular date is used to create this measure. The current work and/or program assignment of each inmate is included on this data set. The number of inmates (FTE) in work or program assignments or unassigned and available to work is calculated. Inmates in confinement, medical holding, or the reception process are not included as they are not available to participate in work or program assignments.

Validity:

The information originates from OBIS, which contains several internal edits to ensure that the data entered is valid. This is an appropriate measure of the number of inmates that are available for work or program assignment. It is a measure of the potential inmate workforce if meaningful work and program assignments were available.

Reliability:

This measure uses department research files that, once they are created, are not changed. Therefore, we can reproduce any measure that originates from these research files. Information regarding inmate assignments is reliable and can be reproduced. Specific information on each inmate's assignment is available (i.e., each inmate that is counted in this measure can be identified).

LRPP EXHIBIT IV: PERFORMANCE MEASURE VALIDITY AND RELIABILITY

Department: Corrections

Program: 70030000 Program: Security and Institutional Operations

Service: 70031600 Public Service Work squads and Work Release

Transition

Measure: Percent of those available for work or program assignments who are not assigned

Action (check one):

- Requesting Revision to Approved Measure
- Change in Data Sources or Measurement Methodologies
- Requesting New Measure
- Backup for Performance Measure

Data Sources and Methodology:

The data for this measure originates from the Offender Based Information System (OBIS). The data is entered into OBIS by classification and security staff. The data from OBIS is moved to a SAS server where analyses are run against it. A data set that describes those inmates active on a given day and their work assignments on that day is used to create this measure. The number of inmates available to work but unassigned is calculated at five specific times during the fiscal year (last day of each quarter during fiscal year and the last day of the previous fiscal year). The ratio of the number of inmates unassigned to the total number of inmates available to work is calculated for each of the five days, and these five numbers are averaged and reported as the measure.

Validity:

The information originates from OBIS, which contains several internal edits to ensure that the data entered is valid. This is an appropriate measure of the timeliness of data entry on the part of field staff. It is not a valid measure of inmate idleness.

Reliability:

This measure uses department research files that, once they are created, are not changed. Therefore, we can reproduce any measure that originates from these research files. Information regarding inmate work assignments is reliable

and can be reproduced. Specific information on each inmate work assignment is available (i.e., each inmate that is counted in this measure can be identified).

Office of Policy and Budget – July, 2014

LRPP EXHIBIT IV: PERFORMANCE MEASURE VALIDITY AND RELIABILITY

Department: Corrections

Program: 70030000 Program: Security and Institutional Operations

Service: 70031700 Road Prison Operations

Measure: Number of escapes from the secure perimeter of major institutions

Action (check one):

- Requesting Revision to Approved Measure
- Change in Data Sources or Measurement Methodologies
- Requesting New Measure
- Backup for Performance Outcome and Output Measure

Data Sources and Methodology:

Escape information is entered by Department staff on the OT43 screen in the Offender Based Information System (OBIS). It includes the date of the escape and recapture, the location escaped from, and whether it was a perimeter escape. The data is extracted from OBIS and converted to a SAS dataset for analysis. A list of inmates who escaped from the secure perimeter of major institutions during the year is generated from the dataset described above. Those that escaped from the secure perimeter of a major institution are determined by the perimeter information on the OT43 screen as well as the narrative description of the escape. Any such escapes indicated are verified by security staff.

Validity:

The information originates from OBIS, which contains several internal edits to ensure that the data entered is valid. Escape data is closely monitored by classification and security staff to ensure accuracy. This is an appropriate measure of the security of major institutions. Fewer escapes mean less of a threat to public safety and better institutional control.

Reliability:

Information regarding inmate escapes is reliable and can be reproduced. Specific information on each inmate escape is available (i.e., each inmate that is counted in this measure can be identified). The data used is complete and accurate.

LRPP EXHIBIT IV: PERFORMANCE MEASURE VALIDITY AND RELIABILITY

Department: Corrections

Program: 70030000 Program: Security and Institutional Operations

Service: 70031800 Offender Management and Control

Measure: Percent of inmates placed in a facility that provides at least one of the inmate's primary program needs

Action (check one):

- Requesting Revision to Approved Measure
- Change in Data Sources or Measurement Methodologies
- Requesting New Measure
- Backup for Performance Measure

Data Sources and Methodology:

The data for this measure originates from the Offender Based Information System (OBIS) and the Corrections Integrated Needs Assessment System (CINAS). The data is entered into OBIS/CINAS by classification and security staff. The data is moved to a SAS server where analyses are run against it. A data set that describes those inmates that were assessed during the fiscal year is used to create this measure. Data sets that contain the program needs of the inmates are compared to the inmate movement file to determine whether the inmate was placed at a facility that provides at least one of their primary needs. The program scores from CINAS determine the "inmate's primary program needs." Of those inmates that have such needs, the number that are currently at a facility offering their program need or a transfer to a facility that offers that specific program (excluding betterment and religious programs) is calculated. An inmate that has a need for any substance abuse program and then gets sent to a facility with any substance abuse program is considered a successful match. The ratio of the number of inmates sent to an appropriate facility or at an appropriate facility when assessed to the total number assessed as needing programs is the percentage reported.

Validity:

The information originates from OBIS and CINAS, which contains several internal edits to ensure that the data entered is valid. In the past, this was an appropriate measure of the department's ability to place inmates in facilities that offer the type of programs needed by those inmates placed.

Reliability:

This measure uses department research files that, once they are created, are not changed. Therefore, we can reproduce any measure that originates from these research files. Information regarding inmate assessments and movements is reliable and can be reproduced. Specific information on each inmate assessment is available (i.e., each inmate that is counted in this measure can be identified).

Office of Policy and Budget – July, 2014

LRPP EXHIBIT IV: PERFORMANCE MEASURE VALIDITY AND RELIABILITY

Department: Corrections

Program: 70030000 Program: Security and Institutional Operations

Service: 70031800 Offender Management and Control

Measure: Percent of inmates who did not escape when assigned outside a secure perimeter

Action (check one):

- Requesting Revision to Approved Measure
- Change in Data Sources or Measurement Methodologies
- Requesting New Measure
- Backup for Performance Outcome and Output Measure

Data Sources and Methodology:

The data for this measure originates from the Offender Based Information System (OBIS). The data is entered into OBIS by classification and security staff. The data from OBIS is moved to a SAS server where analyses are run against it. A data set that describes those inmates that escaped from prison during a specific period is used to create this measure. The escape date, location, and other variables specific to the inmate escape are present on this data set. A data set containing information on inmate work assignments is also used. The number of inmates assigned outside the secure perimeter of department facilities at some point during the fiscal year is determined. Of these, the number who escaped is determined. This list is examined to determine if any inmate was assigned outside a secure perimeter at the time of the escape. The ratio of the number of inmates who did not escape while assigned outside to the total number of inmates that were assigned outside at some point during the fiscal year is the measure reported.

Validity:

The information originates from OBIS, which contains several internal edits to ensure that the data entered is valid. This is an appropriate measure of the security of outside work squads used at department institutions. Maintaining a high percentage of non-escapes is an important public safety issue.

Reliability:

This measure uses department research files that, once they are created, are not changed. Therefore, we can reproduce any measure that originates from these research files. Information regarding inmate escapes is reliable and can be reproduced. Specific information on each inmate escape is available (i.e., each inmate that is counted in this measure can be identified).

Office of Policy and Budget – July, 2014

LRPP EXHIBIT IV: PERFORMANCE MEASURE VALIDITY AND RELIABILITY

Department: Corrections

Program: 70030000 Program: Security and Institutional Operations

Service: 70031800 Offender Management and Control

Measure: Number of transition plans completed for inmates released from prison

Action (check one):

- Requesting Revision to Approved Measure
- Change in Data Sources or Measurement Methodologies
- Requesting New Measure
- Backup for Performance Measure

Data Sources and Methodology:

Data Sources:

- (a) The data for this measure originates from the Offender Based Information System (OBIS), as found on the OT57 screen. The data is entered into OBIS by classification and security staff.
- (b) SAS files used will be the RELEASE and TRANPLAN files.

Methodology:

The data from OBIS is moved to a SAS server where analyses are run against it. A SAS extract (RELEASE file) that lists all inmates that were released from prison during a specific period is used to help calculate this measure. Also, a SAS extract (TRANPLAN file) that lists inmates that have completed a Transition plan is used.

Procedure:

The RELEASE file is used to match against the TRANPLAN file to determine the number of inmates released from prison that have a transition plan completed.

Validity

Methodology:

The information originates from OBIS, which contains several internal edits to ensure that the data entered is valid.

Appropriateness:

This is an appropriate measure of the number of transition plans completed, an indicator of the department's role in the inmates re-entry into society.

Reliability:**Methodology:**

This measure uses department research files that, once they are created, are not changed. Therefore, we can reproduce any measure that originates from these research files.

Reliability of Measure:

Information regarding inmate releases is reliable and can be reproduced. Specific information on each inmate released and his/her transition plan is available (i.e., each inmate that is counted in this measure can be identified).

Office of Policy and Budget – July, 2014

LRPP EXHIBIT IV: PERFORMANCE MEASURE VALIDITY AND RELIABILITY

Department: Corrections

Program: 70030000 Program: Security and Institutional Operations

Service: 70031800 Offender Management and Control

Measure: Number of release plans completed for inmates released from prison

Action (check one):

- Requesting Revision to Approved Measure
- Change in Data Sources or Measurement Methodologies
- Requesting New Measure
- Backup for Performance Measure

Data Sources and Methodology:

Data Sources:

- (a) The data for this measure originates from the Offender Based Information System (OBIS), as found on the DC43 screen. The data is entered into OBIS by classification and security staff.
- (b) SAS file used is the RELEASE file.

Methodology:

The data from OBIS is moved to a SAS server where analyses are run against it. A data set that describes those inmates that were released from prison during a specific period is used to create this measure. The release date, release reason, and other variables specific to the inmates' sentence are present on this data set.

Procedure:

The number of released inmates during the year and the corresponding release reason are collected from the data set described above. The release reason explains more detailed circumstances behind the release. The number of releases with a release reason that did not indicate a detainer upon release is the number of release plans completed for inmates.

Validity:

Methodology:

The information originates from OBIS, which contains several internal edits to ensure that the data entered is valid.

Validity (Continued):**Appropriateness:**

This is an appropriate measure of the number of release plans completed, an indicator of the department's role in the inmates re-entry into society.

Reliability:**Methodology:**

This measure uses department research files that, once they are created, are not changed. Therefore, we can reproduce any measure that originates from these research files.

Reliability of Measure:

Information regarding inmate releases is reliable and can be reproduced. Specific information on each inmate released is available (i.e., each inmate that is counted in this measure can be identified).

Office of Policy and Budget – July, 2014

LRPP EXHIBIT IV: PERFORMANCE MEASURE VALIDITY AND RELIABILITY

Department: Corrections

Program: 70030000 Program: Security and Institutional Operations

Service: 70031800 Offender Management and Control

Measure: Percent of release plans completed for inmates released from prison

Action (check one):

- Requesting Revision to Approved Measure
- Change in Data Sources or Measurement Methodologies
- Requesting New Measure
- Backup for Performance Measure

Data Sources and Methodology:

Data Sources:

- (a) The data for this measure originates from the Offender Based Information System (OBIS), as found on the DC43 screen. The data is entered into OBIS by classification and security staff.
- (b) SAS file used is the RELEASE file.

Methodology:

The data from OBIS is moved to a SAS server where analyses are run against it. A data set that describes those inmates that were released from prison during a specific period is used to create this measure. The release date, release reason, and other variables specific to the inmates' sentence are present on this data set.

Procedure:

The number of released inmates during the year and the corresponding release reason are collected from the data set described above. The release reason explains more detailed circumstances behind the release. The number of releases with a release reason that did not indicate a detainer upon release was divided by the total number of releases to provide the reported percentage.

Validity:**Methodology:**

The information originates from OBIS, which contains several internal edits to ensure that the data entered is valid.

Appropriateness:

This is an appropriate measure of the percent of release plans completed, an indicator of the department's role in the inmates re-entry into society.

Reliability:**Methodology:**

This measure uses department research files that, once they are created, are not changed. Therefore, we can reproduce any measure that originates from these research files.

Reliability of Measure:

Information regarding inmate releases is reliable and can be reproduced. Specific information on each inmate released is available (i.e., each inmate that is counted in this measure can be identified).

Office of Policy and Budget – July, 2014

LRPP EXHIBIT IV: PERFORMANCE MEASURE VALIDITY AND RELIABILITY

Department: Corrections

Program: 70030000 Program: Security and Institutional Operations

Service: 70031900 Executive Direction and Support Services

Measure: Percent of victim notifications that meet the statutory time period requirements

Action (check one):

- Requesting Revision to Approved Measure
- Change in Date Sources or Measurement Methodologies
- Requesting New Measure
- Backup for Performance Measure

Data Sources and Methodology:

This data provide the number of victims who are notified of inmate releases. All victims of crime for which the Department of Corrections has a current address are notified within six months prior to the inmates' release. The data is retrieved from the Department of Corrections database, which generates a Notice of Release approximately three months prior to the inmate's tentative release date, and records the date that each victim was notified. In the event an inmate is released earlier than anticipated, staff attempts to make telephone contact with the victims of crime, manually generates a letter to each victim of crime, and records the date on the database. Staff attempts to locate addresses and phone numbers through the Department of Highway Safety and Motor Vehicles database, and various internet search engines. Section 944.605 Florida Statutes requires that "...unless otherwise requested by the victim or the personal representative of the victim, the state attorney, the Department of Corrections, the Control Release Authority, or the Parole Commission, whichever is appropriate, shall notify such person within 6 months before the inmate's release, or as soon as possible if the offender is released earlier than anticipated, when the name and address of such victim or representative of the victim has been furnished to the agency." Thus all victims, for which a valid address has been supplied by the appropriate agency, are notified prior to the inmates release, or as soon after as possible if the inmate is released earlier than anticipated.

Validity:

The Department of Corrections relies on the Office of the State Attorney in each circuit (20 total) to transmit the victim data to the Department. The Department has staff review each inmate record to determine if the victims' name and address is contained in any other documents in the file. The Department also depends on the victim to provide updates when they change their address.

The Department receives updates from victims via U.S. Mail, toll-free telephone number, and electronic mail via the Internet.

Reliability:

The Department of Corrections relies on the Office of the State Attorney in each circuit (20 total) to transmit the victim data to the Department. The Department has staff review each inmate record to determine if the victims' name and address is contained in any other documents in the file. The Department also depends on the victim to provide updates when they change their address. The Department receives updates from victims via U.S. Mail, toll-free telephone number, and electronic mail via the Internet.

GLOSSARY:

Notification of Release: An automated computer generated notice to victims of crime for which an address has been provided. A letter created by staff to victims of crime when an inmate is released earlier than anticipated.

Victim Information: The name and current address of victims of crime that is provide to the Department of Corrections by the Office to the State Attorney, or the victim, so that the Department can notify victims of crime prior to the inmates' release.

Office of Policy and Budget – July, 2014

LRPP EXHIBIT IV: PERFORMANCE MEASURE VALIDITY AND RELIABILITY

Department: Corrections

Program: 70030000 Program: Security and Institutional Operations

Service: 70032000 Correction Facility Maintenance and Repair

Measure: Per diem cost of correctional facilities maintenance and repair

Action (check one):

- Requesting Revision to Approved Measure
- Change in Data Sources or Measurement Methodologies
- Requesting New Measure
- Backup for Performance Measure

Data Sources and Methodology:

LAS/PBS data on FY expenditures by budget entity. Square feet from DMS Facilities Inventory and Assessment Report and for buildings less than 3,000 square feet a Department of Corrections inventory. Expenditures in each budget entity are entered into the statewide financial database and reported out through LAS/PBS. Square footage is calculated from construction documents and re-measurements in the field using a tape measure. Divide appropriate expenditures by square footage of buildings under the control of the Department.

Validity:

The validity methodology used is content validity. This is appropriate when you are simply constructing items that reflect the meaning associated with each dimensions and sub-dimension of the construct. In this case we include all appropriate budgetary categories for maintenance and repair of facilities. Expenditures are an appropriate measure of costs. However, "per diem" is actually a misnomer since this measure has always been calculated on a square footage basis, not on a per day basis.

Reliability:

Test-retest methodology is used for this because it is the most appropriate. This measure is highly reliable, with only small fluctuations as errors are corrected in expenditure amounts or categorization during the year. We wait until all data should have been entered for the year to maximize reliability. Square footage measurements are highly reliable.

Office of Policy and Budget – July, 2014

LRPP EXHIBIT IV: PERFORMANCE MEASURE VALIDITY AND RELIABILITY

Department: Corrections

Program: 70050000 Program: Community Corrections

Service: _____

Measure: Status of offenders two years after the period of supervision was imposed: number revoked

Action (check one):

- Requesting Revision to Approved Measure
- Change in Data Sources or Measurement Methodologies
- Requesting New Measure
- Backup for Performance Measure

Data Sources and Methodology:

Data Source: The Offender Based Information System (OBIS), the Department's database into which both field and institutional staff enter information on offenders and inmates.

Methodology: Community Corrections field staff enters gain, loss to absconding, and termination data on the PP02 screen. Then extract files pull that data directly off OBIS and these datasets are then converted to SAS datasets. SAS programs are then written to run against the datasets to determine to outcomes of offenders.

Determine the Florida case origin offenders who were admitted to supervision during the target year. Eliminate offenders whose final outcome code as of two years after their admission date had been court terminated or died or whose sentences were vacated. Examine the remaining offenders to determine their status as of 2 years after the date of admission to supervision, dividing them into those who absconded without a return from absconding; those who were revoked; those who had an early/normal termination; and those who were still under supervision and not absconders. Report the number revoked.

Validity:

Internal validity speaks to the certainty with which the results of this measure can be accepted. Staff has used the PP02 screen for many years, with the listings continuously being verified and checked and accepted with a high level of certainty. External validity speaks to the results being generalizable. The results are based on the entire fiscal year cohort population rather than a sample. Court terminations and deaths are excluded since it is not appropriate to consider either of these outcomes as successful or failure outcomes.

The purpose of the Department of Corrections community supervision program is to carry out the orders of the court. Supervising offenders in the community requires an officer to notify the courts if the offender is behaving inappropriately. Revocation indicates that the offender has violated a condition of supervision or committed a new offense. This is an appropriate measure of one aspect of offender failures under community supervision, and the appropriate Departmental response to protect public safety.

The OBIS data constitute an appropriate measure of the outcome of offenders under supervision by the Department.

Reliability:

Since all supervision movement data are used, rather than a sample, the measure is by definition very reliable. The data reported are consistent from one measurement to the next and have been shown to be consistent, complete, and correct.

Office of Policy and Budget – July, 2014

LRPP EXHIBIT IV: PERFORMANCE MEASURE VALIDITY AND RELIABILITY

Department: Corrections

Program: 70050000 Program: Community Corrections

Service: _____

Measure: Status of offenders two years after the period of supervision was imposed: percentage revoked

Action (check one):

- Requesting Revision to Approved Measure
- Change in Data Sources or Measurement Methodologies
- Requesting New Measure
- Backup for Performance Measure

Data Sources and Methodology:

Data Source: The Offender Based Information System (OBIS), the Department's database into which both field and institutional staff enter information on offenders and inmates.

Methodology: Community Corrections field staff enters gain, loss to absconding, and termination data on the PP02 screen. Then extract files pull that data directly off OBIS and these datasets are then converted to SAS datasets. SAS programs are then written to run against the datasets to determine to outcomes of offenders.

Determine the Florida case origin offenders who were admitted to supervision during the target year. Eliminate offenders whose final outcome code as of two years after their admission date had been court terminated or died or whose sentences were vacated. Examine the remaining offenders to determine their status as of 2 years after the date of admission to supervision, dividing them into those who absconded without a return from absconding; those who were revoked; those who had an early/normal termination; and those who were still under supervision and not absconders. Calculate the percentage revoked by dividing the number revoked by the total population of outcomes.

Validity:

Internal validity speaks to the certainty with which the results of this measure can be accepted. Staff has used the PP02 screen for many years, with the listings continuously being verified and checked and accepted with a high level of certainty. External validity speaks to the results being generalizable. The results are based on the entire fiscal year cohort population rather than a sample. Court terminations and deaths are excluded since it is not appropriate to

consider either of these outcomes as successful or failure outcomes.

The purpose of the Department of Corrections community supervision program is to carry out the orders of the court. Supervising offenders in the community requires an officer to notify the courts if the offender is behaving inappropriately. Revocation indicates that the offender has violated a condition of supervision or committed a new offense. This is an appropriate measure of one aspect of offender failures under community supervision, and the appropriate Departmental response to protect public safety.

The OBIS data constitute an appropriate measure of the outcome of offenders under supervision by the Department.

Reliability:

Since all supervision movement data are used, rather than a sample, the measure is by definition very reliable. The data reported are consistent from one measurement to the next and have been shown to be consistent, complete, and correct.

Office of Policy and Budget – July, 2014

LRPP EXHIBIT IV: PERFORMANCE MEASURE VALIDITY AND RELIABILITY

Department: Corrections

Program: 70050000 Program: Community Corrections

Service: _____

Measure: Status of offenders two years after the period of supervision was imposed: number absconded

Action (check one):

- Requesting Revision to Approved Measure
- Change in Data Sources or Measurement Methodologies
- Requesting New Measure
- Backup for Performance Measure

Data Sources and Methodology:

Data Source: The Offender Based Information System (OBIS), the Department's database into which both field and institutional staff enter information on offenders and inmates.

Methodology: Community Corrections field staff enters gain, loss to absconding, and termination data on the PP02 screen. Then extract files pull that data directly off OBIS and these datasets are then converted to SAS datasets. SAS programs are then written to run against the datasets to determine to outcomes of offenders.

Determine the Florida case origin offenders who were admitted to supervision during the target year. Eliminate offenders whose final outcome code as of two years after their admission date had been court terminated or died or whose sentences were vacated. Examine the remaining offenders to determine their status as of 2 years after the date of admission to supervision, dividing them into those who absconded without a return from absconding; those who were revoked; those who had an early/normal termination; and those who were still under supervision and not absconders. Report the number absconded without a return from absconding.

Validity:

Internal validity speaks to the certainty with which the results of this measure can be accepted. Staff has used the PP02 screen for many years, with the listings continuously being verified and checked and accepted with a high level of certainty. External validity speaks to the results being generalizable. The results are based on the entire fiscal year cohort population rather than a sample. Court terminations and deaths are excluded since it is not appropriate to consider either of these outcomes as successful or failure outcomes.

The purpose of the Department of Corrections community supervision program is to carry out the orders of the court. Supervising offenders in the community requires an officer to notify the courts if the offender is behaving inappropriately. An absconding event means that an offender has fled supervision, his/her whereabouts are unknown, and the court has issued a warrant for a violation of supervision. This is an appropriate measure of one aspect of offender failures under community supervision, and the appropriate Departmental response to protect public safety.

The OBIS data constitute an appropriate measure of the outcome of offenders under supervision by the Department.

Reliability:

Since all supervision movement data are used, rather than a sample, the measure is by definition very reliable. The data reported are consistent from one measurement to the next and have been shown to be consistent, complete, and correct.

Office of Policy and Budget – July, 2014

LRPP EXHIBIT IV: PERFORMANCE MEASURE VALIDITY AND RELIABILITY

Department: Corrections

Program: 70050000 Program: Community Corrections

Service: _____

Measure: Status of offenders two years after the period of supervision was imposed: percentage absconded

Action (check one):

- Requesting Revision to Approved Measure
- Change in Data Sources or Measurement Methodologies
- Requesting New Measure
- Backup for Performance Measure

Data Sources and Methodology:

Data Source: The Offender Based Information System (OBIS), the Department's database into which both field and institutional staff enter information on offenders and inmates.

Methodology: Community Corrections field staff enters gain, loss to absconding, and termination data on the PP02 screen. Then extract files pull that data directly off OBIS and these datasets are then converted to SAS datasets. SAS programs are then written to run against the datasets to determine to outcomes of offenders.

Determine the Florida case origin offenders who were admitted to supervision during the target year. Eliminate offenders whose final outcome code as of two years after their admission date had been court terminated or died or whose sentences were vacated. Examine the remaining offenders to determine their status as of 2 years after the date of admission to supervision, dividing them into those who absconded without a return from absconding; those who were revoked; those who had an early/normal termination; and those who were still under supervision and not absconders. Calculate the percentage absconded by dividing the number absconded by the total population of outcomes.

Validity:

Internal validity speaks to the certainty with which the results of this measure can be accepted. Staff has used the PP02 screen for many years, with the listings continuously being verified and checked and accepted with a high level of certainty. External validity speaks to the results being generalizable. The results are based on the entire fiscal year cohort population rather than a sample. Court terminations and deaths are excluded since it is not appropriate to

consider either of these outcomes as successful or failure outcomes.

The purpose of the Department of Corrections community supervision program is to carry out the orders of the court. Supervising offenders in the community requires an officer to notify the courts if the offender is behaving inappropriately. An absconding event means that an offender has fled supervision, his/her whereabouts are unknown, and the court has issued a warrant for a violation of supervision. This is an appropriate measure of one aspect of offender failures under community supervision, and the appropriate Departmental response to protect public safety.

The OBIS data constitute an appropriate measure of the outcome of offenders under supervision by the Department.

Reliability:

Since all supervision movement data are used, rather than a sample, the measure is by definition very reliable. The data reported are consistent from one measurement to the next and have been shown to be consistent, complete, and correct.

Office of Policy and Budget – July, 2014

LRPP EXHIBIT IV: PERFORMANCE MEASURE VALIDITY AND RELIABILITY

Department: Corrections

Program: 70050000 Program: Community Corrections

Service: _____

Measure: Percentage of offenders who successfully complete supervision and are not subsequently recommitted to DOC for committing a new crime within 2 years: to prison

Action (check one):

- Requesting Revision to Approved Measure
- Change in Data Sources or Measurement Methodologies
- Requesting New Measure
- Backup for Performance Outcome and Output Measure

Data Sources and Methodology:

Data Source: The Offender Based Information System (OBIS), the Department's database into which both field and institutional staff enter information on offenders and inmates.

Methodology: Field staff enters new admission and release data and sentence structure data on the PPO1/02 and OT20/21/22 screens, respectively. Then extract files pull that data directly off OBIS and these datasets are then converted to SAS datasets. SAS programs are then written to run against the datasets to determine to outcomes of offenders.

Count the number of offenders who successfully completed community supervision, defined as an early or normal termination. Then, in each case, track the offender for 2 years after being released to determine if the offender returns to the Department of Corrections as a prison inmate for an offense committed after the release from supervision. Calculate the percentage who returns to prison for a new offense and subtract this from 100.0%.

Validity:

Internal validity speaks to the certainty with which the results of this measure can be accepted. Staff have used the relevant OBIS screens for many years, with the listings continuously being verified and checked and accepted with a high level of certainty. External validity speaks to the results being generalizable. The results are based on the entire fiscal year cohort population rather than a sample. Court terminations and deaths are excluded since it is not appropriate to consider either of these outcomes as successful or failure outcomes. Reccommitments for new offenses are carefully separated from other outcomes.

The purpose of the community corrections program is protection of public

safety. Information on community supervision offenders is appropriate.

Individuals are assigned one DC number which follows them throughout their time (or times) with the Department, whether on supervision or in prison. The OBIS data constitutes an appropriate measure to determine if offenders are returning after release from supervision.

Reliability:

Since all supervision and inmate movement and admission data are used, rather than a sample, the measure is by definition very reliable. The data reported are consistent from one measurement to the next and have been shown to be consistent, complete, and correct.

Office of Policy and Budget – July, 2014

LRPP EXHIBIT IV: PERFORMANCE MEASURE VALIDITY AND RELIABILITY

Department: Corrections

Program: 70050000 Program: Community Corrections

Service: _____

Measure: Percentage of offenders who successfully complete supervision and are not subsequently recommitted to DOC for committing a new crime within 2 years: to supervision

Action (check one):

- Requesting Revision to Approved Measure
- Change in Data Sources or Measurement Methodologies
- Requesting New Measure
- Backup for Performance Outcome and Output Measure

Data Sources and Methodology:

Data Source: The Offender Based Information System (OBIS), the Department's database into which both field and institutional staff enter information on offenders and inmates.

Methodology: Field staff enters new admission and release data and sentence structure data on the PPO1/02 and OT20/21/22 screens, respectively. Then extract files pull that data directly off OBIS and these datasets are then converted to SAS datasets. SAS programs are then written to run against the datasets to determine to outcomes of offenders.

Count the number of offenders who successfully completed community supervision, defined as an early or normal termination. Then, in each case, track the offender for 2 years after being released to determine if the offender returns to the Department of Corrections for a new term of supervision for an offense committed after the release from supervision. Calculate the percentage who returns to supervision for a new offense and subtract this from 100.0%.

Validity:

Internal validity speaks to the certainty with which the results of this measure can be accepted. Staff have used the relevant OBIS screens for many years, with the listings continuously being verified and checked and accepted with a high level of certainty. External validity speaks to the results being generalizable. The results are based on the entire fiscal year cohort population rather than a sample. Court terminations and deaths are excluded since it is not appropriate to consider either of these outcomes as successful or failure outcomes. Recommitments for new offenses are carefully separated from other outcomes.

The purpose of the community corrections program is protection of public safety. Information on community supervision offenders is appropriate.

Individuals are assigned one DC number which follows them throughout their time (or times) with the Department, whether on supervision or in prison. The OBIS data constitute an appropriate measure to determine if offenders are returning after release from supervision.

Reliability:

Since all supervision movement and admission data are used, rather than a sample, the measure is by definition very reliable. The data reported are consistent from one measurement to the next and have been shown to be consistent, complete, and correct.

Office of Policy and Budget – July, 2014

LRPP EXHIBIT IV: PERFORMANCE MEASURE VALIDITY AND RELIABILITY

Department: Corrections

Program: 70050000 Program: Community Corrections

Service: _____

Measure: Percentage of court-ordered amounts collected from offenders on community supervision only by DC for restitution

Action (check one):

- Requesting Revision to Approved Measure
- Change in Data Sources or Measurement Methodologies
- Requesting New Measure
- Backup for Performance Outcome and Output Measure

Data Sources and Methodology:

Data Source: The Offender Based Information System (OBIS), the Department's database into which both field and institutional staff enter information on offenders and inmates.

Methodology: Field staff enters account information for all court ordered restitution on the OP03 OBIS screen including balances, payee information and monthly payment rates. Field staff collects payments from offenders through an automated receipting system (OP08) and deposit monies collected into state bank accounts. The data is collected via a computer program in OBIS which counts all monies collected from cases under community supervision and separates the collections by payment type. All community supervision cases making payments to an account within the specified year are calculated and separated by payment type.

Percentages are only reported for cases that terminated within the fiscal year due to laws that may permit offenders the entire supervision period to make restitution payments. Restitution and PTI restitution are combined. The percentage is calculated by dividing the amount paid by the sum of the obligation and adjustments.

Validity:

Internal validity speaks to the certainty with which the results of this measure can be accepted. Collection of court ordered monetary obligations follows strict fiscal control measures and is audited regularly by the Bureau of Internal Audit, Auditor General's office, state comptroller's office and Operational Reviews. External validity speaks to the ability to generalize the results. The procedures are consistent statewide and therefore accurately reflect the statewide operation.

A purpose of the community corrections program is to enforce compliance with court orders. Monetary obligations are court ordered and are an appropriate

measure of activity designed. However, enforcement of monetary obligations by the circuit courts can vary from circuit to circuit and may also be subject to fluctuations in the economy and employment sectors.

The OBIS data constitutes an appropriate measure to determine if offenders are paying court ordered amounts.

Reliability:

Since all OBIS COPS (court-ordered payment system) data are used, rather than a sample, it is by definition very reliable. The data reported are consistent from one measurement to the next and have been shown to be consistent, complete, and correct.

Office of Policy and Budget – July, 2014

LRPP EXHIBIT IV: PERFORMANCE MEASURE VALIDITY AND RELIABILITY

Department: Corrections

Program: 70050000 Program: Community Corrections

Service: _____

Measure: Percentage of court-ordered amounts collected from offenders on community supervision only by DC for other court-ordered costs

Action (check one):

- Requesting Revision to Approved Measure
- Change in Data Sources or Measurement Methodologies
- Requesting New Measure
- Backup for Performance Outcome and Output Measure

Data Sources and Methodology:

Data Source: The Offender Based Information System (OBIS), the Department's database into which both field and institutional staff enter information on offenders and inmates.

Methodology: Field staff enters account information for all court ordered costs on the OP03 OBIS screen, including balances, payee information and monthly payment rates. Field staff collects payments from offenders through an automated receipting system (OP08) and deposit monies collected into state bank accounts. The data is collected via a computer program in OBIS which counts all monies collected from cases under community supervision and separates the collections by payment type. All community supervision cases making payments to an account within the specified year are calculated and separated by payment type.

Percentages are only reported for cases that terminated within the fiscal year. The percentage is calculated by dividing the amount paid by the sum of the obligation and adjustments.

Validity:

Internal validity speaks to the certainty with which the results of this measure can be accepted. Collection of court ordered monetary obligations follows strict fiscal control measures and is audited regularly by the Bureau of Internal Audit, Auditor General's office, state comptroller's office and Operational Reviews. External validity speaks to the ability to generalize the results. The procedures are consistent statewide and therefore accurately reflect the statewide operation.

A purpose of the community corrections program is to enforce compliance with court orders. Monetary obligations are court ordered and are an appropriate measure of activity designed. However, enforcement of monetary obligations by the circuit courts can vary from circuit to circuit and may also be subject to

fluctuations in the economy and employment sectors.

The OBIS data constitutes an appropriate measure to determine if offenders are paying court ordered amounts.

Reliability:

Since all OBIS COPS (court-ordered payment system) data are used, rather than a sample, it is by definition very reliable. The data reported are consistent from one measurement to the next and have been shown to be consistent, complete, and correct.

Office of Policy and Budget – July, 2014

LRPP EXHIBIT IV: PERFORMANCE MEASURE VALIDITY AND RELIABILITY

Department: Corrections

Program: 70050000 Program: Community Corrections

Service: _____

Measure: Percentage of court-ordered amounts collected from offenders on community supervision only by DC for cost of supervision

Action (check one):

- Requesting Revision to Approved Measure
- Change in Data Sources or Measurement Methodologies
- Requesting New Measure
- Backup for Performance Outcome and Output Measure

Data Sources and Methodology:

Data Source: The Offender Based Information System (OBIS), the Department's database into which both field and institutional staff enter information on offenders and inmates.

Methodology: Field staff enters account information for all supervision costs on the OP03 OBIS screen, including balances, payee information and monthly payment rates. Field staff collects payments from offenders through an automated receipting system (OP08) and deposit monies collected into state bank accounts. The data are collected via a computer program in OBIS which counts all monies collected from cases under community supervision and separates the collections by payment type. All community supervision cases making payments to an account within the specified year are calculated and separated by payment type.

Percentages are only reported for cases that terminated within the fiscal year. The percentage is calculated by dividing the amount paid by the sum of the obligation and adjustments.

Validity:

Internal validity speaks to the certainty with which the results of this measure can be accepted. Collection of court ordered monetary obligations follows strict fiscal control measures and is audited regularly by the Bureau of Internal Audit, Auditor General's office, state comptroller's office and Operational Reviews. External validity speaks to the ability to generalize the results. The procedures are consistent statewide and therefore accurately reflect the statewide operation.

A purpose of the community corrections program is to enforce compliance with court orders. Monetary obligations are court ordered and are an appropriate measure of activity designed. However, enforcement of monetary obligations by the circuit courts can vary from circuit to circuit and may also be subject to

fluctuations in the economy and employment sectors.

The OBIS data constitutes an appropriate measure to determine if offenders are paying supervision costs.

Reliability:

Since all OBIS COPS (court-ordered payment system) data are used, rather than a sample, it is by definition very reliable. The data reported are consistent from one measurement to the next and have been shown to be consistent, complete, and correct.

Office of Policy and Budget – July, 2014

LRPP EXHIBIT IV: PERFORMANCE MEASURE VALIDITY AND RELIABILITY

Department: Corrections

Program: 70050000 Program: Community Corrections

Service: _____

Measure: Number of monthly personal contacts with offenders supervised in the community compared to the department standard – administrative

Action (check one):

- Requesting Revision to Approved Measure
- Change in Date Sources or Measurement Methodologies
- Requesting New Measure
- Backup for Performance Measure

Data Sources and Methodology:

Data Source: The Offender Based Information System (OBIS), the Department's database into which both field and institutional staff enter information on offenders and inmates.

Methodology: Field staff enters contacts with offenders on the PP76 screen. They enter admission and release data on the PP02 screen. Then extract files pull that data directly off OBIS and these datasets are then converted to SAS datasets. SAS programs are then written to run against these datasets.

Count the number of offenders active during the entire month. Count the number of personal contacts (office or field) with the offender. Determine the offenders risk classification at the beginning of the month. Look only at offenders active the whole month. Provide average contacts for each risk classification.

Validity:

Internal validity speaks to the certainty with which the results of this measure can be accepted. Staff were instructed in use of the risk classification and contact screens. However, contact standards and other factors have changed over time. The current risk classification system has been in place since February 1, 2001. Thus internal validity is limited. External validity speaks to the ability to generalize the results. The procedures are consistent statewide and therefore accurately reflect the statewide operation.

A purpose of the community corrections program is to enforce compliance with court orders, protect public safety, and otherwise properly supervise offenders. This is an appropriate measure of activity designed to supervise

offenders and protect the public.

The OBIS data constitutes an appropriate measure to determine if offenders are paying supervision costs.

Reliability:

Since all OBIS contact and risk assessment data are used, rather than a sample, it is by definition very reliable. The data reported are consistent from one measurement to the next and have been shown to be consistent, complete, and correct.

Office of Policy and Budget – July, 2014

LRPP EXHIBIT IV: PERFORMANCE MEASURE VALIDITY AND RELIABILITY

Department: Corrections

Program: 70050000 Program: Community Corrections

Service: _____

Measure: Number of monthly personal contacts with offenders supervised in the community compared to the department standard – minimum

Action (check one):

- Requesting Revision to Approved Measure
- Change in Data Sources or Measurement Methodologies
- Requesting New Measure
- Backup for Performance Measure

Data Sources and Methodology:

Data Source: The Offender Based Information System (OBIS), the Department's database into which both field and institutional staff enter information on offenders and inmates.

Methodology: Field staff enters contacts with offenders on the PP76 screen. They enter admission and release data on the PP02 screen. Then extract files pull that data directly off OBIS and these datasets are then converted to SAS datasets. SAS programs are then written to run against these datasets.

Count the number of offenders active during the entire month. Count the number of personal contacts (office or field) with the offender. Determine the offenders risk classification at the beginning of the month. Look only at offenders active the whole month. Provide average contacts for each risk classification.

Validity:

Internal validity speaks to the certainty with which the results of this measure can be accepted. Staff were instructed in use of the risk classification and contact screens. However, contact standards and other factors have changed over time. The current risk classification system has been in place since February 1, 2001. Thus internal validity is limited. External validity speaks to the ability to generalize the results. The procedures are consistent statewide and therefore accurately reflect the statewide operation.

A purpose of the community corrections program is to enforce compliance with court orders, protect public safety, and otherwise properly supervised offenders. This is an appropriate measure of activity designed to supervise offenders and protect the public.

The OBIS data constitutes an appropriate measure to determine if offenders are paying supervision costs.

Reliability:

Since all OBIS contact and risk assessment data are used, rather than a sample, it is by definition very reliable. The data reported are consistent from one measurement to the next and have been shown to be consistent, complete, and correct.

Office of Policy and Budget – July, 2014

LRPP EXHIBIT IV: PERFORMANCE MEASURE VALIDITY AND RELIABILITY

Department: Corrections

Program: 70050000 Program: Community Corrections

Service: _____

Measure: Number of monthly personal contacts with offenders supervised in the community compared to the department standard – medium

Action (check one):

- Requesting Revision to Approved Measure
- Change in Data Sources or Measurement Methodologies
- Requesting New Measure
- Backup for Performance Outcome and Output Measure

Data Sources and Methodology:

Data Source: The Offender Based Information System (OBIS), the Department's database into which both field and institutional staff enter information on offenders and inmates.

Methodology: Field staff enters contacts with offenders on the PP76 screen. They enter admission and release data on the PP02 screen. Then extract files pull that data directly off OBIS and these datasets are then converted to SAS datasets. SAS programs are then written to run against these datasets.

Count the number of offenders active during the entire month. Count the number of personal contacts (office or field) with the offender. Determine the offenders risk classification at the beginning of the month. Look only at offenders active the whole month. Provide average contacts for each risk classification.

Validity:

Internal validity speaks to the certainty with which the results of this measure can be accepted. Staff were instructed in use of the risk classification and contact screens. However, contact standards and other factors have changed over time. The current risk classification system has been in place since February 1, 2001. Thus internal validity is limited. External validity speaks to the ability to generalize the results. The procedures are consistent statewide and therefore accurately reflect the statewide operation.

A purpose of the community corrections program is to enforce compliance with court orders, protect public safety, and otherwise properly supervised offenders. This is an appropriate measure of activity designed to supervise offenders and protect the public.

The OBIS data constitutes an appropriate measure to determine if offenders are paying supervision costs.

Reliability:

Since all OBIS contact and risk assessment data are used, rather than a sample, it is by definition very reliable. The data reported are consistent from one measurement to the next and have been shown to be consistent, complete, and correct.

Office of Policy and Budget – July, 2014

LRPP EXHIBIT IV: PERFORMANCE MEASURE VALIDITY AND RELIABILITY

Department: Corrections

Program: 70050000 Program: Community Corrections

Service: _____

Measure: Number of monthly personal contacts with offenders supervised in the community compared to the department standard – maximum

Action (check one):

- Requesting Revision to Approved Measure
- Change in Data Sources or Measurement Methodologies
- Requesting New Measure
- Backup for Performance Measure

Data Sources and Methodology:

Data Source: The Offender Based Information System (OBIS), the Department's database into which both field and institutional staff enter information on offenders and inmates.

Methodology: Field staff enters contacts with offenders on the PP76 screen. They enter admission and release data on the PP02 screen. Then extract files pull that data directly off OBIS and these datasets are then converted to SAS datasets. SAS programs are then written to run against these datasets.

Count the number of offenders active during the entire month. Count the number of personal contacts (office or field) with the offender. Determine the offenders risk classification at the beginning of the month. Look only at offenders active the whole month. Provide average contacts for each risk classification.

Validity:

Internal validity speaks to the certainty with which the results of this measure can be accepted. Staff were instructed in use of the risk classification and contact screens. However, contact standards and other factors have changed over time. The current risk classification system has been in place since February 1, 2001. Thus internal validity is limited. External validity speaks to the ability to generalize the results. The procedures are consistent statewide and therefore accurately reflect the statewide operation.

A purpose of the community corrections program is to enforce compliance with court orders, protect public safety, and otherwise properly supervised offenders. This is an appropriate measure of activity designed to supervise offenders and protect the public.

The OBIS data constitutes an appropriate measure to determine if offenders are paying supervision costs.

Reliability:

Since all OBIS contact and risk assessment data are used, rather than a sample, it is by definition very reliable. The data reported are consistent from one measurement to the next and have been shown to be consistent, complete, and correct.

Office of Policy and Budget – July, 2014

LRPP EXHIBIT IV: PERFORMANCE MEASURE VALIDITY AND RELIABILITY

Department: Corrections

Program: 70050000 Program: Community Corrections

Service: _____

Measure: Number of monthly personal contacts with offenders supervised in the community compared to the department standard – sex offenders

Action (check one):

- Requesting Revision to Approved Measure
- Change in Data Sources or Measurement Methodologies
- Requesting New Measure
- Backup for Performance Measure

Data Sources and Methodology:

Data Source: The Offender Based Information System (OBIS), the Department's database into which both field and institutional staff enter information on offenders and inmates.

Methodology: Field staff enters contacts with offenders on the PP76 screen. They enter admission and release data on the PP02 screen. Then extract files pull that data directly off OBIS and these datasets are then converted to SAS datasets. SAS programs are then written to run against these datasets.

Count the number of offenders active during the entire month. Count the number of personal contacts (office or field) with the offender. Determine the offenders risk classification at the beginning of the month. Look only at offenders active the whole month. Provide average contacts for each risk classification.

Validity:

Internal validity speaks to the certainty with which the results of this measure can be accepted. Staff were instructed in use of the risk classification and contact screens. However, contact standards and other factors have changed over time. The current risk classification system has been in place since February 1, 2001. Thus internal validity is limited. External validity speaks to the ability to generalize the results. The procedures are consistent statewide and therefore accurately reflect the statewide operation.

A purpose of the community corrections program is to enforce compliance with court orders, protect public safety, and otherwise properly supervised

offenders. This is an appropriate measure of activity designed to supervise offenders and protect the public.

The OBIS data constitutes an appropriate measure to determine if offenders are paying supervision costs.

Reliability:

Since all OBIS contact and risk assessment data are used, rather than a sample, it is by definition very reliable. The data reported are consistent from one measurement to the next and have been shown to be consistent, complete, and correct.

Office of Policy and Budget – July, 2014

LRPP EXHIBIT IV: PERFORMANCE MEASURE VALIDITY AND RELIABILITY

Department: Corrections

Program: 70050000 Program: Community Corrections

Service: _____

Measure: Number of monthly personal contacts with offenders supervised in the community compared to the department standard – community control

Action (check one):

- Requesting Revision to Approved Measure
- Change in Data Sources or Measurement Methodologies
- Requesting New Measure
- Backup for Performance Measure

Data Sources and Methodology:

Data Source: The Offender Based Information System (OBIS), the Department's database into which both field and institutional staff enter information on offenders and inmates.

Methodology: Field staff enters contacts with offenders on the PP76 screen. They enter admission and release data on the PP02 screen. Then extract files pull that data directly off OBIS and these datasets are then converted to SAS datasets. SAS programs are then written to run against these datasets.

Count the number of offenders active during the entire month. Count the number of personal contacts (office or field) with the offender. Determine the offenders risk classification at the beginning of the month. Look only at offenders active the whole month. Provide average contacts for each risk classification.

Validity:

Internal validity speaks to the certainty with which the results of this measure can be accepted. Staff were instructed in use of the risk classification and contact screens. However, contact standards and other factors have changed over time. The current risk classification system has been in place since February 1, 2001. Thus internal validity is limited. External validity speaks to the ability to generalize the results. The procedures are consistent statewide and therefore accurately reflect the statewide operation.

A purpose of the community corrections program is to enforce compliance with court orders, protect public safety, and otherwise properly supervised

offenders. This is an appropriate measure of activity designed to supervise offenders and protect the public.

The OBIS data constitutes an appropriate measure to determine if offenders are paying supervision costs.

Reliability:

Since all OBIS contact and risk assessment data are used, rather than a sample, it is by definition very reliable. The data reported are consistent from one measurement to the next and have been shown to be consistent, complete, and correct.

Office of Policy and Budget – July, 2014

LRPP EXHIBIT IV: PERFORMANCE MEASURE VALIDITY AND RELIABILITY

Department: Corrections

Program: 70050000 Program: Community Corrections

Service: 70050100 Community Supervision

Measure: Percentage of Probationers that successfully complete their sentence or are still under supervision at the end of a two year measurement period

Action (check one):

- Requesting Revision to Approved Measure
- Change in Date Sources or Measurement Methodologies
- Requesting New Measure
- Backup for Performance Measure

Data Sources and Methodology:

Data Source: The Offender Based Information System (OBIS), the Department's database into which both field and institutional staff enter information on offenders and inmates.

Methodology: Community Corrections field staff enter gain, loss to absconding, and termination data on the PP02 screen. Then extract files pull that data directly off OBIS and these datasets are then converted to SAS datasets. SAS programs are then written to run against the datasets to determine to outcomes of offenders.

Determine the Florida case origin offenders who were admitted to supervision during the target year. Eliminate offenders whose final outcome code as of two years after their admission date had been court terminated or died or whose sentences were vacated. Examine the remaining offenders to determine their status as of 2 years after the date of admission to supervision, dividing them into those who absconded without a return from absconding, revocation, or early/normal termination; those who were revoked; those who had an early/normal termination; and those who were still under supervision and not absconders. Calculate the percentage for the early/normal termination and still under supervision outcomes.

Validity:

Internal validity speaks to the certainty with which the results of this measure can be accepted. Staff have used the PP02 screen for many years, with the listings continuously being verified and checked and accepted with a high level of certainty. External validity speaks to the results being generalizable. The results are based on the

entire fiscal year cohort population rather than a sample. Court terminations and deaths are excluded since it is not appropriate to consider either of these outcomes as successful or failure outcomes.

The purpose of the Department of Corrections community supervision program is to carry out the orders of the court. Supervising offenders in the community requires an officer to notify the courts if the offender is behaving inappropriately. Early and normal terminations indicate that the offender has complied with court ordered conditions of supervision and has not been sentenced for a new crime. This is an appropriate measure of offender success under community supervision, and the Department's efforts to protect public safety.

The OBIS data constitutes an appropriate measure to determine if offenders are paying supervision costs.

Reliability:

Since all supervision movement data are used, rather than a sample, it is by definition very reliable. The data reported are consistent from one measurement to the next and have been shown to be consistent, complete, and correct.

Office of Policy and Budget – July, 2014

LRPP EXHIBIT IV: PERFORMANCE MEASURE VALIDITY AND RELIABILITY

Department: Corrections

Program: 70050000 Program: Community Corrections

Service: 70050100 Community Supervision

Measure: Percentage of Drug Offender Probation offenders that successfully complete their sentence or are still under supervision at the end of a two year measurement period

Action (check one):

- Requesting Revision to Approved Measure
- Change in Date Sources or Measurement Methodologies
- Requesting New Measure
- Backup for Performance Measure

Data Sources and Methodology:

Data Source: The Offender Based Information System (OBIS), the Department's database into which both field and institutional staff enter information on offenders and inmates.

Methodology: Community Corrections field staff enter gain, loss to absconding, and termination data on the PP02 screen. Then extract files pull that data directly off OBIS and these datasets are then converted to SAS datasets. SAS programs are then written to run against the datasets to determine to outcomes of offenders.

Determine the Florida case origin offenders who were admitted to supervision during the target year. Eliminate offenders whose final outcome code as of two years after their admission date had been court terminated or died or whose sentences were vacated. Examine the remaining offenders to determine their status as of 2 years after the date of admission to supervision, dividing them into those who absconded without a return from absconding, revocation, or early/normal termination; those who were revoked; those who had an early/normal termination; and those who were still under supervision and not absconders. Calculate the percentage for the early/normal termination and still under supervision outcomes.

Validity:

Internal validity speaks to the certainty with which the results of this measure can be accepted. Staff have used the PP02 screen for many years, with the listings continuously being verified and checked and accepted with a high level of certainty. External validity speaks to the results being generalizable. The results are based on the entire fiscal year cohort population rather than a

sample. Court terminations and deaths

are excluded since it is not appropriate to consider either of these outcomes as successful or failure outcomes.

The purpose of the Department of Corrections community supervision program is to carry out the orders of the court. Supervising offenders in the community requires an officer to notify the courts if the offender is behaving inappropriately. Early and normal terminations indicate that the offender has complied with court ordered conditions of supervision and has not been sentenced for a new crime. This is an appropriate measure of offender success under community supervision, and the Department's efforts to protect public safety.

The OBIS data constitutes an appropriate measure to determine if offenders are paying supervision costs.

Reliability:

Since all supervision movement data are used, rather than a sample, it is by definition very reliable. The data reported are consistent from one measurement to the next and have been shown to be consistent, complete, and correct.

Office of Policy and Budget – July, 2014

LRPP EXHIBIT IV: PERFORMANCE MEASURE VALIDITY AND RELIABILITY

Department: Corrections

Program: 70050000 Program: Community Corrections

Service: 70050100 Community Supervision

Measure: Percentage of Community Control offenders that successfully complete their sentence or are still under supervision at the end of a two year measurement period

Action (check one):

- Requesting Revision to Approved Measure
- Change in Date Sources or Measurement Methodologies
- Requesting New Measure
- Backup for Performance Measure

Data Sources and Methodology:

Data Source: The Offender Based Information System (OBIS), the Department's database into which both field and institutional staff enter information on offenders and inmates.

Methodology: Community Corrections field staff enter gain, loss to absconding, and termination data on the PP02 screen. Then extract files pull that data directly off OBIS and these datasets are then converted to SAS datasets. SAS programs are then written to run against the datasets to determine to outcomes of offenders.

Determine the Florida case origin offenders who were admitted to supervision during the target year. Eliminate offenders whose final outcome code as of two years after their admission date had been court terminated or died or whose sentences were vacated. Examine the remaining offenders to determine their status as of 2 years after the date of admission to supervision, dividing them into those who absconded without a return from absconding, revocation, or early/normal termination; those who were revoked; those who had an early/normal termination; and those who were still under supervision and not absconders. Calculate the percentage for the early/normal termination and still under supervision outcomes.

Validity:

Internal validity speaks to the certainty with which the results of this measure can be accepted. Staff have used the PP02 screen for many years, with the listings continuously being verified and checked and accepted with a high level of certainty. External validity speaks to the results being generalizable. The results are based on the entire fiscal year cohort population rather than a sample. Court terminations and deaths are excluded since it is not appropriate to

consider either of these outcomes as successful or failure outcomes.

The purpose of the Department of Corrections community supervision program is to carry out the orders of the court. Supervising offenders in the community requires an officer to notify the courts if the offender is behaving inappropriately. Early and normal terminations indicate that the offender has complied with court ordered conditions of supervision and has not been sentenced for a new crime. This is an appropriate measure of offender success under community supervision, and the Department's efforts to protect public safety.

The OBIS data constitutes an appropriate measure to determine if offenders are paying supervision costs.

Reliability:

Since all supervision movement data are used, rather than a sample, it is by definition very reliable. The data reported are consistent from one measurement to the next and have been shown to be consistent, complete, and correct.

Office of Policy and Budget – July, 2014

LRPP EXHIBIT IV: PERFORMANCE MEASURE VALIDITY AND RELIABILITY

Department: Corrections

Program: 70050000 Program: Community Corrections

Service: 70050100 Community Supervision

Measure: Percentage of Post-Prison Release offenders that successfully complete their sentence or are still under supervision at the end of a two year measurement period

Action (check one):

- Requesting Revision to Approved Measure
- Change in Date Sources or Measurement Methodologies
- Requesting New Measure
- Backup for Performance Measure

Data Sources and Methodology:

Data Source: The Offender Based Information System (OBIS), the Department's database into which both field and institutional staff enter information on offenders and inmates.

Methodology: Community Corrections field staff enter gain, loss to absconding, and termination data on the PP02 screen. Then extract files pull that data directly off OBIS and these datasets are then converted to SAS datasets. SAS programs are then written to run against the datasets to determine to outcomes of offenders.

Determine the Florida case origin offenders who were admitted to supervision during the target year. Eliminate offenders whose final outcome code as of two years after their admission date had been court terminated or died or whose sentences were vacated. Examine the remaining offenders to determine their status as of 2 years after the date of admission to supervision, dividing them into those who absconded without a return from absconding, revocation, or early/normal termination; those who were revoked; those who had an early/normal termination; and those who were still under supervision and not absconders. Calculate the percentage for the early/normal termination and still under supervision outcomes.

Validity:

Internal validity speaks to the certainty with which the results of this measure can be accepted. Staff have used the PP02 screen for many years, with the listings continuously being verified and checked and accepted with a high level of certainty. External validity speaks to the results being generalizable. The results are based on the entire fiscal year cohort population rather than a sample. Court terminations and deaths are excluded since it is not appropriate to

consider either of these outcomes as successful or failure outcomes.

The purpose of the Department of Corrections community supervision program is to carry out the orders of the court. Supervising offenders in the community requires an officer to notify the courts if the offender is behaving inappropriately. Early and normal terminations indicate that the offender has complied with court ordered conditions of supervision and has not been sentenced for a new crime. This is an appropriate measure of offender success under community supervision, and the Department's efforts to protect public safety.

The OBIS data constitutes an appropriate measure to determine if offenders are paying supervision costs.

Reliability:

Since all supervision movement data are used, rather than a sample, it is by definition very reliable. The data reported are consistent from one measurement to the next and have been shown to be consistent, complete, and correct.

Office of Policy and Budget – July, 2014

LRPP EXHIBIT IV: PERFORMANCE MEASURE VALIDITY AND RELIABILITY

Department: Corrections

Program: 70050000 Program: Community Corrections

Service: 70050100 Community Supervision

Measure: Score sheets processed

Action (check one):

- Requesting Revision to Approved Measure
- Change in Data Sources or Measurement Methodologies
- Requesting New Measure
- Backup for Performance Measure

Data Sources and Methodology:

Data Source: The Offender Based Information System (OBIS), the Department's database into which both field and institutional staff enter information on offenders and inmates.

Methodology: Field staff enter score sheets received by the department on the OT25 – OT28 screens. Then extract files pull that data directly off OBIS and these datasets are then converted to SAS datasets. SAS programs are then written to run against these datasets.

Count the number of scoresheets received by the department based on date of entry.

Validity:

Internal validity speaks to the certainty with which the results of this measure can be accepted. Staff has used the OT25 screen for many years, with the listings continuously being verified and checked and accepted with a high level of certainty. External validity speaks to the results being applicable to other similar programs and approaches. Florida statutes require the Department of Corrections to collect and maintain sentencing scoresheet data.

The purpose of the Department of Corrections requirement to produce a compliance rate is to monitor the level at which the state attorneys and courts are using score sheets in sentencing felony offenders in criminal courts. Keeping track of the score sheets received allows for the department to match to its records of sentencing events. This is an appropriate measure of the number of score sheets are being prepared and submitted to the department for each sentencing event.

Reliability:

Since all scoresheet data are used, rather than a sample, it is by definition very reliable. The data reported is consistent from one measurement to the next and has been shown to be consistent, complete, and correct.

Office of Policy and Budget – July, 2014

LRPP EXHIBIT IV: Performance Measure Validity and Reliability

Department: Corrections

Program: 70250000 Program: Health Services

Service: 70251000 Inmate Health Services

Measure: Total number of healthcare grievances upheld

Action (check one):

- Requesting revision to approved performance measure.
- Change in data sources or measurement methodologies.
- Requesting new measure.
- Backup for performance measure.

DATA SOURCES AND METHODOLOGY:

1. List and describe the data source(s) for the measure.
2. Describe the methodology used to collect the data and to calculate the result.
3. Explain the procedure used to measure the indicator.

Formally written appeals / grievances which cannot be resolved at the institutional level are forwarded to the Central Office Grievances section and logged for tracking purposes. Those containing references to health care are forwarded to the Office of Health Services for action. While the entire description of grieved events may be continued on attached pages, the first page is DC Form 303 and each received DC 303 is recorded as an entry on a tracking log. As review of the issue(s) in the appeal / grievance is made, a response is prepared and a determination made as to whether the grievance is upheld or not. This information is entered on the form and returned to the inmate. A separate status of denial or upheld is entered in the log. DC 303 dates are also listed on the tracking log and when a request for appeal / grievance information is made, the log is reviewed and the information is manually extracted from it for the period in question.

VALIDITY:

1. Explain the methodology used to determine validity and the reason it was used.
2. State the appropriateness of the measuring instrument in relation to the purpose for which it is being used.

The validity of the produced number of grievances upheld is subject to the accuracy of the data entry individual in entering the final status in the correct location on the log which corresponds to the decision made on the respective appeal / grievance. Data entry accuracy for this event is estimated to be correct in 100 percent of the chances presented.

RELIABILITY:

1. Explain the methodology used to determine reliability and the reason it was used.
2. State the reliability of the measure (the extent to which the measuring procedure yields the same results on repeated trials, and data are complete and sufficiently error free for its intended purposes).

The reliability of the number of upheld grievances is high as a function of direct staff attention. Also contributing is the knowledge that the number is obvious by its location in the log and because it is separately reported back to the department's Grievance section.

Office of Policy and Budget – July, 2014

LRPP EXHIBIT IV: Performance Measure Validity and Reliability

Department: Corrections

Program: 70250000 Program: Health Services

Service: 70251000 Inmate Health Services

Measure: Percentage of health care grievances upheld

Action (check one):

- Requesting revision to approved performance measure.
- Change in data sources or measurement methodologies.
- Requesting new measure.
- Backup for performance measure

DATA SOURCES AND METHODOLOGY:

1. List and describe the data source(s) for the measure.
2. Describe the methodology used to collect the data and to calculate the result.
3. Explain the procedure used to measure the indicator.

Formally written appeals / grievances which cannot be resolved at the institutional level are forwarded to the Central Office Grievances section and logged for tracking purposes. Those containing references to health care are forwarded to the Office of Health Services for action. While the entire description of grieved events may be continued on attached pages, the first page is DC Form 303 and each received DC 303 is recorded as an entry on a tracking log. As review of the issue(s) in the appeal / grievance is made, a response is prepared and a determination made as to whether the grievance is upheld or not. This information is entered on the form and returned to the inmate. A separate status of denial or upheld is entered in the log. DC 303 dates are also listed on the tracking log and when a request for appeal / grievance information is made, the log is reviewed and the information is manually extracted from it for the period in question. The total number of upheld grievances is then divided by the total number of grievances received for the specified period resulting in a percentage number upheld of all submitted.

VALIDITY:

1. Explain the methodology used to determine validity and the reason it was used.
2. State the appropriateness of the measuring instrument in relation to the purpose for which it is being used.

The validity of the produced percentage number of grievances upheld is subject to the accuracy of the data entry individual in entering the final status in the correct location on the log which corresponds to the decision made on the respective appeal / grievance and the mathematical computation creating the percentage. Data entry accuracy and math computation for this event is estimated to be correct in 100 percent of the chances presented.

RELIABILITY:

1. Explain the methodology used to determine reliability and the reason it was used.
2. State the reliability of the measure (the extent to which the measuring procedure yields the same results on repeated trials, and data are complete and sufficiently error free for its intended purposes).

The reliability of the percentage number of upheld grievances is high as a function of direct staff attention. Also contributing is the knowledge that the number is obvious by its location in the log and because it is separately reported back to the department's Grievance section.

Office of Policy and Budget – July, 2014

LRPP EXHIBIT IV: Performance Measure Validity and Reliability

Department: Corrections

Program: 70250000 Program: Health Services

Service: 70251000 Inmate Health Services

Measure: Number of suicides per 100,000 inmates compared to the national average for correctional facilities / institutions within DOC

Action (check one):

- Requesting revision to approved performance measure.
- Change in data sources or measurement methodologies.
- Requesting new measure.
- Backup for performance measure.

Data Sources and Methodology:

1. List and describe the data source(s) for the measure.
2. Describe the methodology used to collect the data and to calculate the result.
3. Explain the procedure used to measure the indicator.

The official number of DOC inmate deaths which are ruled suicide is obtained from the Inspector General's Office on an as needed basis for the designated period.

Validity:

1. Explain the methodology used to determine validity and the reason it was used.
2. State the appropriateness of the measuring instrument in relation to the purpose for which it is being used.

The validity of the DOC inmate suicide number is estimated to be correct in 100 percent of the chances presented. The validity of the inmate suicide national average number cannot be determined by this office except as it exists in a publication.

Reliability:

1. Explain the methodology used to determine reliability and the reason it was used.

2. State the reliability of the measure (the extent to which the measuring procedure yields the same results on repeated trials, and data are complete and sufficiently error free for its intended purposes

The reliability of the DOC inmate number of suicides is high as a result of staff review for final determination of causes of death. The reliability of the inmate suicide national average cannot be determined by this office.

Office of Policy and Budget – July, 2014

LRPP EXHIBIT IV: Performance Measure Validity and Reliability

Department: Corrections

Program: 70250000 Program: Health Services

Service: 70252000 Treatment of Inmates with Infectious Diseases

Measure: Total number of healthcare grievances upheld

Action (check one):

- Requesting revision to approved performance measure.
- Change in data sources or measurement methodologies.
- Requesting new measure.
- Backup for performance measure.

DATA SOURCES AND METHODOLOGY:

1. List and describe the data source(s) for the measure.
2. Describe the methodology used to collect the data and to calculate the result.
3. Explain the procedure used to measure the indicator.

Formally written appeals / grievances which cannot be resolved at the institutional level are forwarded to the Central Office Grievances section and logged for tracking purposes. Those containing references to health care are forwarded to the Office of Health Services for action. While the entire description of grieved events may be continued on attached pages, the first page is DC Form 303 and each received DC 303 is recorded as an entry on a tracking log. As review of the issue(s) in the appeal / grievance is made, a response is prepared and a determination made as to whether the grievance is upheld or not. This information is entered on the form and returned to the inmate. A separate status of denial or upheld is entered in the log. DC 303 dates are also listed on the tracking log and when a request for appeal / grievance information is made, the log is reviewed and the information is manually extracted from it for the period in question.

VALIDITY:

1. Explain the methodology used to determine validity and the reason it was used.
2. State the appropriateness of the measuring instrument in relation to the purpose for which it is being used.

The validity of the produced number of grievances upheld is subject to the accuracy of the data entry individual in entering the final status in the correct location on the log which corresponds to the decision made on the respective appeal / grievance. Data entry accuracy for this event is estimated to be correct in 100 percent of the chances presented.

RELIABILITY:

1. Explain the methodology used to determine reliability and the reason it was used.
2. State the reliability of the measure (the extent to which the measuring procedure yields the same results on repeated trials, and data are complete and sufficiently error free for its intended purposes).

The reliability of the number of upheld grievances is high as a function of direct staff attention. Also contributing is the knowledge that the number is obvious by its location in the log and because it is separately reported back to the department's Grievance section.

Office of Policy and Budget – July, 2014

LRPP EXHIBIT IV: Performance Measure Validity and Reliability

Department: Corrections

Program: 70250000 Program: Health Services

Service: 70252000 Treatment of Inmates with Infectious Diseases

Measure: Percentage of health care grievances upheld

Action (check one):

- Requesting revision to approved performance measure.
- Change in data sources or measurement methodologies.
- Requesting new measure.
- Backup for performance measure

DATA SOURCES AND METHODOLOGY:

1. List and describe the data source(s) for the measure.
2. Describe the methodology used to collect the data and to calculate the result.
3. Explain the procedure used to measure the indicator.

Formally written appeals / grievances which cannot be resolved at the institutional level are forwarded to the Central Office Grievances section and logged for tracking purposes. Those containing references to health care are forwarded to the Office of Health Services for action. While the entire description of grieved events may be continued on attached pages, the first page is DC Form 303 and each received DC 303 is recorded as an entry on a tracking log. As review of the issue(s) in the appeal / grievance is made, a response is prepared and a determination made as to whether the grievance is upheld or not. This information is entered on the form and returned to the inmate. A separate status of denial or upheld is entered in the log. DC 303 dates are also listed on the tracking log and when a request for appeal / grievance information is made, the log is reviewed and the information is manually extracted from it for the period in question. The total number of upheld grievances is then divided by the total number of grievances received for the specified period resulting in a percentage number upheld of all submitted.

VALIDITY:

1. Explain the methodology used to determine validity and the reason it was used.
2. State the appropriateness of the measuring instrument in relation to the purpose for which it is being used.

The validity of the produced percentage number of grievances upheld is subject to the accuracy of the data entry individual in entering the final status in the correct location on the log which corresponds to the decision made on the respective appeal / grievance and the mathematical computation creating the percentage. Data entry accuracy and math computation for this event is estimated to be correct in 100 percent of the chances presented.

RELIABILITY:

1. Explain the methodology used to determine reliability and the reason it was used.
2. State the reliability of the measure (the extent to which the measuring procedure yields the same results on repeated trials, and data are complete and sufficiently error free for its intended purposes).

The reliability of the percentage number of upheld grievances is high as a function of direct staff attention. Also contributing is the knowledge that the number is obvious by its location in the log and because it is separately reported back to the department's Grievance section.

Office of Policy and Budget – July, 2014

LRPP EXHIBIT IV: PERFORMANCE MEASURE VALIDITY AND RELIABILITY

Department: Corrections

Program: 70450000 Program: Educations and Programs

Service: 70450100 Adult Substance Abuse Prevention, Evaluation and Treatment Services

Measure: Percentage of inmates that have completed drug treatment without subsequent recommitment to community supervision or prison within 24 months after release.

Action (check one):

- Requesting Revision to Approved Measure
- Change in Date Sources or Measurement Methodologies
- Requesting New Measure
- Backup for Performance Measure

Data Sources and Methodology:

Data Sources:

- (a) Offender Based Information System (OBIS) Screens Used: DC32 screen for the substance abuse program participation.
- (b) SAS Files Used to Extract Data – PROGEE (Program Enrollment/Exit), RECOMMITMENT Extract File

Methodology:

- (a) A given year/cohort of releases who have successfully completed drug treatment (Modality 1, 2, 3, or MODTRP - which began in FY 2001-02) before their release dates should be put in the pool for runs for that FY.
- (b) Inmates who return to either community supervision or prison w/in 24 months of release;
- (c) Inmates who return for any reason are counted in the recommitment pool.
- (d) Pool does not include data from the following:
 - CMP from the private facilities
 - Awareness/non-treatment SA programs {TIER1, TIER Readiness, Alumni}

Procedure:

- (a) For a given year of releases, count the number of inmates who successfully completed drug treatment before their release dates.
- (b) Then in each case, track the inmate for 2 years after being released from prison to determine if the inmate returns to the department as a community supervision offender or a prison inmate for any reason.

Validity:**Methodology:**

The information originates from OBIS, which contains several internal edits to ensure that the data entered is valid. Internal validity speaks to the certainty with which results of this measure can be accepted. Staff has used the DC32 screen for over 15 years, with the listings continuously being verified and checked and accepted with a high level of certainty. External validity speaks to the results being applicable to other similar programs and approaches.

Appropriateness:

This is an appropriate measure of the frequency/number of times this purpose is met. The department needs to be able to demonstrate the extent and types of program needs among inmates as well as the overall utilization of existing program services. In addition, the measure provides a clear, understandable measure for the general public to see the extent of the department's efforts in 'rehabilitative' programming to reduce the likelihood of inmates completing drug treatment programs being recommitted to community supervision or prison within 24 months following release.

Reliability:**Methodology:**

This measure uses department research files that, once they are created, are not changed. Therefore, we can reproduce any measure that originates from these research files.

Reliability of Measure:

Information regarding inmate releases is reliable and can be reproduced. Specific information on each inmate released is available (i.e., each inmate that is counted in this measure can be identified).

LRPP EXHIBIT IV: PERFORMANCE MEASURE VALIDITY AND RELIABILITY

Department: Department of Corrections

Program: 70450000 Program: Educations and Programs

Service: 70450100 Adult Substance Abuse Prevention, Evaluation and Treatment Services

Measure: Percentage of inmates who need programs and successfully complete Drug Abuse Education/Treatment Programs

Action (check one):

- Requesting Revision to Approved Measure
- Change in Date Sources or Measurement Methodologies
- Requesting New Measure
- Backup for Performance Measure

Data Sources and Methodology:

Data Sources:

- (a) Offender Based Information System (OBIS) Screens Used: DC32 screen for the substance abuse program participation.
- (b) SAS Files Used to Extract Data - PROGEE (Program Enrollment/Exit)

Methodology:

- (a) Participants who have exited from a substance abuse program in a given year (including successful, unsuccessful, and administrative exits). The outcome is determined by the last enrollment status. 'Administrative' (ADM) exits: Prior to 10/1/2000, the 'administrative' exits were DRP, NLH, DTH, CNM, RSD, or RMV [if exit codes include 67 and 68 and course codes include TIER1, TIER1YO, TIER1ED, TIER5RP, D/N, TIER4, TIER2AT, or TIER2OT. Since 10/1/2000, the 'administrative' exits are ADM.
- (b) Substance abuse programs include M1, M2, M3, MODTRP, TIER1, TIERRD, IALUM.
- (c) Pool does not include data from the following:
 - private facilities.
 - enrollments with the same enrollment dates and exit dates.

Procedure:

- (a) For a given year of participation, count the number of inmates who have exited from the substance abuse programs during that year.

- (b) Then divide the numerator (number of inmates with successful completions) by the denominator (total number of inmates who have exited from the programs, including successful, unsuccessful, and administrative) to get the percent who successfully complete.

Validity:

Methodology:

The information originates from OBIS, which contains several internal edits to ensure that the data entered is valid. Internal validity speaks to the certainty with which results of this measure can be accepted. Staff has used the DC32 screen for over 15 years, with the listings continuously being verified and checked and accepted with a high level of certainty. External validity speaks to the results being applicable to other similar programs and approaches.

Appropriateness:

This is an appropriate measure of the frequency/number of times this purpose is met. The department needs to be able to demonstrate the extent and types of program needs among inmates as well as the overall utilization of existing program services. In addition, the measure provides a clear, understandable measure for the general public to see the extent of the department's efforts in 'rehabilitative' programming to reduce the likelihood of inmates completing drug treatment programs being recommitted to the department following release.

Reliability:

Methodology:

This measure uses department research files that, once they are created, are not changed. Therefore, we can reproduce any measure that originates from these research files.

Reliability of Measure:

Recent efforts, e.g., Operational Reviews, Substance Abuse Monthly Auditing Report for Programs (SAMARP), and an Internal Audit by the Inspector General's office, have further increased the accuracy of this data. The data has been shown to be consistent, complete, and correct.

LRPP EXHIBIT IV: PERFORMANCE MEASURE VALIDITY AND RELIABILITY

Department: Department of Corrections

Program: 70450000 Program: Educations and Programs

Service: 70450100 Adult Substance Abuse Prevention, Evaluation and Treatment Services

Measure: Number of inmates receiving substance abuse services

Action (check one):

- Requesting Revision to Approved Measure
- Change in Date Sources or Measurement Methodologies
- Requesting New Measure
- Backup for Performance Measure

Data Sources and Methodology:

Data Sources:

- (a) Information related to this measure is entered in the Offender Based Information System (OBIS) System. The DC32/72 screen is used for Inmate SA Program Participation.
- (b) SAS Files used to extract data related to this measure are the PROGEE (Substance Abuse Program enrollment-exit) file and the ADMISSIONS file.

Methodology:

- (a) Classification staff collects and enters the program participation and admissions data into OBIS.
- (b) The PROGEE file is used to determine which inmates (excluding private facilities) received primary SA treatment services (Modality 1, 2, or 3).
- (c) The ADMISSIONS file is used to determine which inmates were screened for SA problems during the in-take process for a given-year. Those who are screened for SA problems at intake during a FY of interest that go on to participate in a primary treatment service during that FY are only counted once.

Procedure:

For a given FY, the number of inmates receiving substance abuse services is (a) the number of admissions (all receive SA screening services); plus (b) those who received primary services [less those Admissions that also participated in a primary treatment service].

Validity:**Methodology:**

The information originates from OBIS, which contains several internal edits to ensure that the data entered is valid. Internal validity speaks to the certainty with which results of this measure can be accepted. Staff has used the DC32 screen for over 15 years, with the listings continuously being verified and checked and accepted with a high level of certainty. The ADMISSIONS file has been used for over 10 years with a high level of certainty. External validity speaks to the results being applicable to other similar programs and approaches.

Appropriateness:

This is an appropriate measure of the frequency/number of times this purpose is met. The department needs to be able to demonstrate the extent and types of program needs among inmates as well as the overall utilization of existing program services. In addition, the measure provides a clear, understandable measure for the general public to see the extent of the department's efforts in 'rehabilitative' programming to reduce the likelihood of inmates completing drug treatment programs being recommitted to the department following release.

Reliability:**Methodology:**

This measure uses department research files that, once they are created, are not changed. Therefore, we can reproduce any measure that originates from these research files.

Reliability of Measure:

Information regarding inmate admissions and program participation is reliable and can be reproduced. Specific information on each inmate admitted is available (i.e., each inmate that is counted in this measure can be identified). Additionally, recent efforts, e.g., Operational Reviews, Substance Abuse Monthly Auditing Report for Programs (SAMARP), and an Internal Audit by the Inspector General's office, have further increased the accuracy of this data. The data has been shown to be consistent, complete, and correct.

Office of Policy and Budget – July, 2014

LRPP EXHIBIT IV: PERFORMANCE MEASURE VALIDITY AND RELIABILITY

Department: Department of Corrections

Program: 70450000 Program: Educations and Programs

Service: 70450200 Basic Education Skills

Measure: Percent of inmates completing mandatory literacy programs who score at or above 9th 6th grade level on next Tests of Adult Basic Education (TABE)

Action (check one):

- Requesting Revision to Approved Measure
- Change in Date Sources or Measurement Methodologies
- Requesting New Measure
- Backup for Performance Measure

Data Sources and Methodology:

Data Sources:

- (a) Offender Based Information System (OBIS) Screens Used – DC32 Screen for Program enrollment/completion; DC37 Screen for TABE test scores;
- (b) SAS Files Used to Extract Data – PROGEE (Program enrollment/completion), TEST (TABE Scores), OFFDRLUP (Offender Lookup data)

Methodology:

Using SAS and extracts from the OBIS screens, determine which inmates have completed the MLP course during a given fiscal year and have a subsequent total battery score posted within that fiscal year and also determine which of these inmates then scored at or above 9.0 6.0. The pool includes Mandatory Literacy Program (MLP) Completers with a TABE Score between 1.0 and 12.9 during the same fiscal year. The pool excludes data from Private Institutions.

Procedure:

The percent is derived by dividing X ('the fiscal year total number of MLP completers whose subsequent total battery TABE score in that fiscal year was at or above 9.0') by Y ('the fiscal year number of MLP completers').

Validity:**Methodology:**

Internal validity speaks to the certainty with which results of this measure can be accepted. Staff have used the DC32 and DC37 screens for over 15 years, with the listings continuously being verified and checked and accepted with a high level of certainty. External validity speaks to the results being applicable to other similar programs and approaches. The TABE test is a standardized test used in a variety of school settings throughout the U.S.

Appropriateness:

The purpose of the MLP program is to help students improve and/or continue their schooling by enrolling in an ABE or GED course. This is an appropriate measure of the frequency/number of times this purpose is met. The department needs to be able to demonstrate the extent and types of program needs among inmates as well as the overall utilization of existing program services. In addition, the measure provides a clear, understandable measure for the general public to see the extent of the department's efforts in 'rehabilitative' programming to reduce the likelihood of inmates being recommitted to the department following release.

Reliability:**Methodology:**

The data reported is consistent from one measurement to the next.

Reliability of Measure:

Recent efforts, e.g., Operational Reviews, Education Monthly Auditing Report for Programs (EDMARP), and an Internal Audit by the Inspector General's office, have further increased the accuracy of this data. The data has been shown to be consistent, complete, and correct.

Office of Policy and Budget – July, 2014

LRPP EXHIBIT IV: PERFORMANCE MEASURE VALIDITY AND RELIABILITY

Department: Department of Corrections

Program: 70450000 Program: Educations and Programs

Service: 70450200 Basic Education Skills

Measure: Percent of inmates who successfully complete mandatory literacy programs.

Action (check one):

- Requesting Revision to Approved Measure
- Change in Date Sources or Measurement Methodologies
- Requesting New Measure
- Backup for Performance Measure

Data Sources and Methodology:

Data Resources:

- (a) Offender Based Information System (OBIS) Screens Used – DC32 Screen for Program enrollment/completion
- (b) DC37 Screen for TABE test scores;
- (c) SAS Files Used to Extract Data – PROGEE (Program enrollment/completion), TEST (TABE Scores), OFFDRLUP (Offender Lookup data)

Methodology:

- (a) Inmates who successfully complete the MLP (9900150) course in a given year with a last enrollment status code of one of the following: CMP, ATT or CXS.
- (b) Inmates at private facilities are not included in this measure.
- (c) Inmates who have otherwise participated in MLP in a given year. This includes any unsuccessful (REF, RMV) or any administrative (ADC, DTH, EXT, NLH, RSD, WTD) exits from the program during the year as indicated by the last enrollment status code.

Procedure:

The percent is derived by taking the number of inmates who successfully complete MLP divided by the number of inmates who successfully complete MLP + the total number of other inmates who had unsuccessful or administrative exits from MLP courses in a given fiscal year.

Validity:**Methodology:**

The information originates from OBIS, which contains several internal edits to ensure that the data entered is valid. Internal validity speaks to the certainty with which results of this measure can be accepted. Staff has used the DC32 and DC37 screens for over 15 years, with the listings continuously being verified and checked and accepted with a high level of certainty. External validity speaks to the results being applicable to other similar programs and approaches. The TABE test is a standardized test used in a variety of school settings throughout the U.S.

Appropriateness:

This is an appropriate measure of the frequency/number of times this purpose is met. The department needs to be able to demonstrate the extent and types of program needs among inmates as well as the overall utilization of existing program services. In addition, the measure provides a clear, understandable measure for the general public to see the extent of the department's efforts in 'rehabilitative' programming to reduce the likelihood of inmates being recommitted to the department following release.

Reliability:**Methodology:**

This measure uses department research files that, once they are created, are not changed. Therefore, we can reproduce any measure that originates from these research files.

Reliability of Measure:

Recent efforts, e.g., Operational Reviews, Education Monthly Auditing Report for Programs (EDMARP), and an Internal Audit by the Inspector General's office, have further increased the accuracy of this data. The data has been shown to be consistent, complete, and correct.

LRPP EXHIBIT IV: PERFORMANCE MEASURE VALIDITY AND RELIABILITY

Department: Department of Corrections

Program: 70450000 Program: Educations and Programs

Service: 70450200 Basic Education Skills

Measure: Percent of inmates who successfully complete GED education programs.

Action (check one):

- Requesting Revision to Approved Measure
- Change in Date Sources or Measurement Methodologies
- Requesting New Measure
- Backup for Performance Measure

Data Sources and Methodology:

Data Sources:

- (a) Offender Based Information System (OBIS) Screens Used: DC34 screen for Inmate Program Achievement
- (b) SAS Files Used to Extract Data – PROGEE (Program enrollment/completion), CERT (Certificate file)

Methodology:

- (a) Inmates who have earned a GED certificate
- (b) Inmates who participated in the “9900026/LEAGED” course or the ‘9900004’ course in a given year. This includes any unsuccessful (REF, RMV) or any administrative (ADC, DTH, EXT, NLH, RSD, WTD) exits from the program during the year as indicated by the last enrollment status code during the year
- (c) Inmates at private facilities are not included in this pool.

Procedure:

The percent is derived by taking the number of inmates who have earned a GED divided by the number of inmates who earned a GED + the number of other inmates who had unsuccessful or administrative exits from “9900026 courses in a given year.

Validity:**Methodology:**

The information originates from OBIS, which contains several internal edits to ensure that the data entered is valid. Internal validity speaks to the certainty with which results of this measure can be accepted. Staff has used the DC34 screen for over 15 years, with the listings continuously being verified and checked and accepted with a high level of certainty. External validity speaks to the results being applicable to other similar programs and approaches.

Appropriateness:

This is an appropriate measure of the frequency/number of times this purpose is met. The department needs to be able to demonstrate the extent and types of program needs among inmates as well as the overall utilization of existing program services. In addition, the measure provides a clear, understandable measure for the general public to see the extent of the department's efforts in 'rehabilitative' programming to reduce the likelihood of inmates being recommitted to the department following release.

Reliability:**Methodology:**

This measure uses department research files that, once they are created, are not changed. Therefore, we can reproduce any measure that originates from these research files.

Reliability of Measure:

Recent efforts, e.g., Operational Reviews, Education Monthly Auditing Report for Programs (EDMARP), and an Internal Audit by the Inspector General's office, have further increased the accuracy of this data. The data has been shown to be consistent, complete, and correct.

Office of Policy and Budget – July, 2014

LRPP EXHIBIT IV: PERFORMANCE MEASURE VALIDITY AND RELIABILITY

Department: Department of Corrections

Program: 70450000 Program: Educations and Programs

Service: 70450200 Basic Education Skills

Measure: Percent of inmates who need special education programs who participate in special education (federal law) programs.

Action (check one):

- Requesting Revision to Approved Measure
- Change in Date Sources or Measurement Methodologies
- Requesting New Measure
- Backup for Performance Measure

Data Sources and Methodology:

Data Sources:

- (a) Offender Based Information System (OBIS) Screens Used: DC32 screen for Inmate Program Participation; DC39 screen for Special Education data.
- (b) SAS Files Used to Extract Data: Inmate Special Education

Methodology:

- (a) For a selected period of time, Special Education inmates who have begun the program by being staffed or having a transition plan initiated.
- (b) Inmates who have completed Special Education.
- (c) Inmates who refused Special Education, but were verified as qualifying for the program. The verification must fall prior to the date of the refusal and less than 1.5 years prior to the beginning of the time period in which the refusal lies.
- (d) Pool does not include the following
 - Inmates at private facilities.
 - Inmates who have never qualified for nor participated in Special Education.
 - Inmates who have reached the age of 22 years old prior to the designated time period

Procedure:

- (a) Count the number of inmates who have started or completed Special Education during a given period.
- (b) Count the number of inmates who have been verified as qualifying for Special Education within the time limits defined above, but have refused.
- (c) Calculate a participation percentage by dividing the total in (a) above by the grand total of (a) + (b) for the period.

Validity:**Methodology:**

The information originates from OBIS, which contains several internal edits to ensure that the data entered is valid. Internal validity speaks to the certainty with which results of this measure can be accepted. Staff has used the DC32 screen for over 15 years and the DC39 screen for over 9 years, with the listings continuously being verified and checked and accepted with a high level of certainty. External validity speaks to the results being applicable to other similar programs and approaches.

Appropriateness:

This is an appropriate measure of the frequency/number of times this purpose is met. The department needs to be able to demonstrate the extent and types of program needs among inmates in special education as well as the overall utilization of existing program services. In addition, the measure provides a clear, understandable measure for the general public to see the extent of the department's efforts in 'rehabilitative' programming to reduce the likelihood of special education inmates being recommitted to the department following release.

Reliability:**Methodology:**

This measure uses department research files that, once they are created, are not changed. Therefore, we can reproduce any measure that originates from these research files.

Reliability:

Recent efforts, e.g., Operational Reviews, Education Monthly Auditing Report for Programs (EDMARP), and an Internal Audit by the Inspector General's office, have further increased the accuracy of this data. The data has been shown to be consistent, complete, and correct.

Office of Policy and Budget – July, 2014

LRPP EXHIBIT IV: PERFORMANCE MEASURE VALIDITY AND RELIABILITY

Department: Department of Corrections

Program: 70450000 Program: Educations and Programs

Service: 70450200 Basic Education Skills

Measure: Percent of inmates who successfully complete vocational education programs.

Action (check one):

- Requesting Revision to Approved Measure
- Change in Date Sources or Measurement Methodologies
- Requesting New Measure
- Backup for Performance Measure

Data Sources and Methodology:

Data Sources:

- (a) Offender Based Information System (OBIS) Screens Used – DC34 Screen for Program Achievement
- (b) SAS Files Used to Extract Data – PROGEE (Program enrollment/completion); CERT (Certificate File)

Methodology:

- (a) Inmates who have earned a vocational certificate.
- (b) Inmates who have otherwise participated in a vocational course in a given year. This includes any unsuccessful (REF, RMV) or any administrative (ADC, DTH, EXT, NLH, RSD, WTD) exits from the program as determined by the last enrollment status during the year.
- (c) Pool does not include inmates at private facilities

Procedure:

The percent is derived by taking the number of inmates who have earned vocational certificates divided by the totals of inmates who have earned vocational certificates + the number of other inmates who had unsuccessful or administrative exits from vocational courses in any given year.

Validity:**Methodology:**

The information originates from OBIS, which contains several internal edits to ensure that the data entered is valid. Internal validity speaks to the certainty with which results of this measure can be accepted. Staff has used the DC34 screen for over 15 years, with the listings continuously being verified and checked and accepted with a high level of certainty. External validity speaks to the results being applicable to other similar programs and approaches.

Appropriateness:

This is an appropriate measure of the frequency/number of times this purpose is met. The department needs to be able to demonstrate the extent and types of program needs among inmates in vocational programs as well as the overall utilization of existing program services. In addition, the measure provides a clear, understandable measure for the general public to see the extent of the department's efforts in 'rehabilitative' programming to reduce the likelihood of inmates receiving vocational certificates being recommitted to the department following release.

Reliability:**Methodology:**

This measure uses department research files that, once they are created, are not changed. Therefore, we can reproduce any measure that originates from these research files.

Reliability of Measure:

Recent efforts, e.g., Operational Reviews, Education Monthly Auditing Report for Programs (EDMARP), and an Internal Audit by the Inspector General's office, have further increased the accuracy of this data. The data has been shown to be consistent, complete, and correct.

LRPP EXHIBIT IV: PERFORMANCE MEASURE VALIDITY AND RELIABILITY

Department: Department of Corrections

Program: 70450000 Program: Educations and Programs

Service: 70450200 Basic Education Skills

Measure: Average increase in grade level achieved by inmates participating in educational programs per instructional period (3 months).

Action (check one):

- Requesting Revision to Approved Measure
- Change in Date Sources or Measurement Methodologies
- Requesting New Measure
- Backup for Performance Measure

Data Sources and Methodology:

Data Sources:

- (a) Offender Based Information System (OBIS) Screens Used – DC37 Screen for history of TABE test scores; DC38 Screen for entering TABE test scores
- (b) SAS Files Used to Extract Data – TEST (TABE Scores)
- (c) TESTMATE – Software program that facilitates the scanning, scoring, managing, and tracking of individual and group TABE performance
- (d) TABE TEST – Tests of Adult Basic Education – Academic tests administered to inmates to measure change in literacy level and help predict readiness to take the GED.

Methodology:

- (a) All inmates currently enrolled in correctional education's academic classes.
- (b) Inmates assigned to a vocational class or PRIDE who require demonstration of specified mastery in Reading, Language and/or Math.
- (c) Pool does not include inmates at private facilities.

Procedure:

- (a) Within 30 days of placement in academic or vocational classes, inmates are given the complete battery of the Test of Adult Basic Education (TABE) which include Reading, Math and Language.
- (b) Test forms are scanned into TestMate via a scanner, which stores data into batches, scores the test and generates a reference report that identifies a students strengths and weaknesses.
- (c) Subsequent administrations of the TABE, in whole or part, are determined by the inmates progress in the classroom, which are usually given after 90-

120 days of instruction.

- (d) Batch files are e-mailed to Central Office where they are placed back into TestMate, checked for accuracy, and sent to OBIS daily for uploading of test scores to the DC 37/38 screens.
- (e) In Central Office, batches are grouped into monthly files and at the end of the fiscal year, are placed into TestMate multiyear module that matches inmates by DC numbers and names as a means for tracking individual change in academic performance.
- (f) The average change is reported for the individual subtests and total battery for all inmates tested in the fiscal year.

Note -- This can be calculated using either TESTMATE or SAS (by using the yearly results in the TABE extract of the DC37 screen data).

Validity:

Methodology:

Internal validity speaks to the certainty with which results of this measure can be accepted. Staff have used the DC37 and DC38 screens for over 15 years, with the listings continuously being verified and checked and accepted with a high level of certainty. External validity speaks to the results being applicable to other similar programs and approaches. The TABE test is a standardized test used in a variety of school settings throughout the U.S.

Appropriateness:

This is an appropriate measure of the frequency/number of times this purpose is met. The department needs to be able to demonstrate the extent and types of program needs among inmates in correctional education as well as the overall utilization of existing program services. In addition, the measure provides a clear, understandable measure for the general public to see the extent of the department's efforts in 'rehabilitative' programming to reduce the likelihood of inmates receiving education services being recommitted to the department following release.

Reliability:

Methodology:

This measure uses department research files that, once they are created, are not changed. Therefore, we can reproduce any measure that originates from these research files. Additionally, TestMate scores and generates reports for TABE test data, which are scanned into the program by a Scantron. The automated procedures virtually eliminate errors.

Reliability (Continued):

Reliability of Measure:

Batches are scored and processed at the institutional level and in central office. These scores are cross-referenced and checked prior to the automated placement into OBIS. The data has been shown to be consistent, complete, and correct.

Office of Policy and Budget – July, 2014

LRPP EXHIBIT IV: PERFORMANCE MEASURE VALIDITY AND RELIABILITY

Department: Corrections

Program: 70450000 Program: Educations and Programs

Service: 70450300 Adult Offender Transition, Rehabilitation and Support

Measure: Percentage of community supervision offenders who successfully complete transition, rehabilitation, or support programs without subsequent recommitment to community supervision or prison within 24months after release

Action (check one):

- Requesting Revision to Approved Measure
- Change in Date Sources or Measurement Methodologies
- Requesting New Measure
- Backup for Performance Measure

Data Sources and Methodology:

Data Source: The Offender Based Information System (OBIS), the Department's database into which both field and institutional staff enter information on offenders and inmates.

Methodology: Field staff enter new admission and release data and sentence structure data on the PPO1/02 and OT20/21/22 screens, respectively. They enter program information on the OT71 screen. Then extract files pull that data directly off OBIS and these datasets are then converted to SAS datasets. SAS programs are then written to run against the datasets to determine to outcomes of offenders.

Count the number of offenders who successfully complete community supervision, defined as an early or normal termination. Determine if the offender completed a PRC program or Bradenton DTC. Then, in each case, track the offender for 2 years after being released to determine if the offender returns to the Department of Corrections as a prison inmate for an offense committed after the release from prison or supervision, returns to a new period of supervision for an offense committed after the release from prison or supervision, or returns to prison or supervision for an old offense or technical violation of supervision conditions. Calculate the percentage who returns to prison or supervision for a new offense.

Validity:

Internal validity speaks to the certainty with which the results of this measure can be accepted. Staff have used the PP71 and PP02 screen for many

years, with the listings

continuously being verified and checked and accepted with a high level of certainty. External validity speaks to results being generalizable. The measure is based on an entire fiscal year cohort.

The purpose of these programs is to assist the offender in success in the community. This is an appropriate measure of the effectiveness of these programs.

Individuals are assigned one DC number which follows them throughout their time (or times) with the Department, whether on supervision or in prison. The OBIS data constitutes an appropriate measure to determine if offenders are returning after release from supervision a drug treatment.

Reliability:

Since all supervision and prison movement and admission data are used, rather than a sample, it is by definition very reliable.

The data reported are consistent from one offender to the next and have been shown to be consistent, complete, and correct. This is now done to be consistent with other recommitment measures. Used to use all re-commitments; now does re-commitments for new offenses only after early or normal release from supervision and successful program completion.

Office of Policy and Budget – July, 2014

LRPP EXHIBIT IV: PERFORMANCE MEASURE VALIDITY AND RELIABILITY

Department: Department of Corrections

Program: 70450000 Program: Educations and Programs

Service: 70450300 Adult Offender Transition, Rehabilitation and Support

Measure: Percent of inmates who successfully complete transition, rehabilitation, or support programs without subsequent recommitment to community supervision or prison for 24 months after release

Action (check one):

- Requesting Revision to Approved Measure
- Change in Date Sources or Measurement Methodologies
- Requesting New Measure
- Backup for Performance Measure

Data Sources and Methodology:

Data Sources:

- (a) Offender Based Information System (OBIS) Screens Used: DC32 screen for the participation of 100-hour transitional courses.
- (b) Program participation data (Specter, Post-Release Job Placement, and Post Pre-Apprenticeship) provided by the Office of Workforce Development and Transition Services.
- (c) SAS Files Used to Extract Data – PROGEE (Program Enrollment/Exit), Recombitment Extract File.

Methodology:

- (a) A given year/cohort of releases who have successfully completed transition, rehabilitation, or support programs before their release dates (like "TRANPRG", "PWRTP", Specter) or immediately after their release dates (like Post-Release Job Placement, and Post Pre-Apprenticeship).
- (b) Inmates who return to either community supervision or prison w/in 24 months of release;
- (c) Inmates who return for any reason are counted in the recommitment pool.
- (d) Pool does not include the following:
 - 1. CMP from the Private facilities;
 - 2. Facilities which provide less than 100 hours' transitional courses.

Procedure:

- (a) For a given year of releases, count the number of inmates who successfully completed the programs.

- (b) Then in each case, track the inmate for 2 years after being released from prison to determine if the inmate returns to the department as a community supervision offender or a prison inmate for any reason.

Validity:

Methodology:

The information originates from OBIS, which contains several internal edits to ensure that the data entered is valid. Internal validity speaks to the certainty with which results of this measure can be accepted. Staff has used the DC32 screen for over 15 years, with the listings continuously being verified and checked and accepted with a high level of certainty. External validity speaks to the results being applicable to other similar programs and approaches.

Appropriateness

This is an appropriate measure of the frequency/number of times this purpose is met. The department needs to be able to demonstrate the extent and types of program needs among inmates completing transition, rehabilitation or support services, as well as the overall utilization of existing program services. In addition, the measure provides a clear, understandable measure for the general public to see the extent of the department's efforts in 'rehabilitative' programming to reduce the likelihood of inmates completing transition, rehabilitation or support programs being recommitted to community supervision or prison within 24 months following release.

Reliability:

Methodology:

This measure uses department research files that, once they are created, are not changed. Therefore, we can reproduce any measure that originates from these research files.

Reliability of Measure:

Information regarding inmate releases is reliable and can be reproduced. Specific information on each inmate released is available (i.e., each inmate that is counted in this measure can be identified).

Office of Policy and Budget – July, 2014

LRPP EXHIBIT IV: PERFORMANCE MEASURE VALIDITY AND RELIABILITY

Department: Department of Corrections

Program: 70450000 Program: Educations and Programs

Service: 70450300 Adult Offender Transition, Rehabilitation and Support

Measure: Number of releases provided faith-based housing assistance

Action (check one):

- Requesting Revision to Approved Measure
- Change in Date Sources or Measurement Methodologies
- Requesting New Measure
- Backup for Performance Measure

Data Sources and Methodology:

Data Source:

- (a) The Offender Based Information System (OBIS). This is the Department's database into which both field and institutional staff enter information on offenders and inmates.

Methodology:

- (a) Field staff enter program information on the OT71 screen. Then extract files pull that data directly off OBIS and these data sets are then converted to SAS data sets. SAS programs are then written to run against the data sets to determine the outcomes of offenders.

Procedure:

Count the number of offenders who enter the Faith Based Housing (FBTH) program.

Validity:

Methodology:

Internal validity speaks to the certainty with which the results of this measure can be accepted. Staff has used the PP71 screen for many years, with the listings continuously being verified and checked and accepted with a high level of certainty. External validity speaks to results being generalizable. This treatment program is consistently monitored and it is required to maintain a level of acceptability in their curriculum. The measure is based on an entire fiscal year of placements.

Validity: (Continued)

Appropriateness:

This is an appropriate measure of the frequency/number of times this purpose is met. The department needs to be able to demonstrate the extent and types of program needs among inmates as well as the overall utilization of existing program services. In addition, the measure provides a clear, understandable measure for the general public to see the extent of the department's efforts in 'rehabilitative' programming to reduce the likelihood of inmates being recommitted to the department following release.

Reliability:

Methodology:

Since all program data is used, rather than a sample, it is by definition very reliable.

Reliability:

The data reported is consistent from one offender to the next and has been shown to be consistent, complete, and correct.

Office of Policy and Budget – July, 2014

LRPP EXHIBIT IV: PERFORMANCE MEASURE VALIDITY AND RELIABILITY

Department: Department of Corrections

Program: 70450000 Program: Educations and Programs

Service: 70450300 Adult Offender Transition, Rehabilitation and Support

Measure: Number of inmates participating in faith-based dorm programs.

Action (check one):

- Requesting Revision to Approved Measure
- Change in Date Sources or Measurement Methodologies
- Requesting New Measure
- Backup for Performance Measure

Data Sources and Methodology:

Data Source:

The official roll for each faith-based dorm program, listing all active participants as drawn from classification.

Methodology:

The official rolls are collected from the Chaplain at each faith-based dorm program and tabulated for a total participation.

Procedure:

Count the total number of offenders who participated in the faith-based dorm program.

Validity:

Methodology:

Internal validity speaks to the certainty with which the results of this measure can be accepted. Staff has to verify which offenders on the roll participate in the programs. External validity speaks to results being generalizable. This treatment program is consistently monitored and it is required to maintain a level of acceptability in their curriculum. The measure is based on an entire fiscal year of participation.

Appropriateness:

The official rolls serve as a good tool for documenting the number of dorm faith-based activities inmates participate in.

Reliability:**Methodology:**

Since all program data is used, rather than a sample, it is by definition very reliable.

Reliability of Measure:

The data reported is consistent from one offender to the next and has been shown to be consistent, complete, and correct

Office of Policy and Budget – July, 2014

LRPP EXHIBIT IV: PERFORMANCE MEASURE VALIDITY AND RELIABILITY

Department: Department of Corrections

Program: 70450000 Program: Educations and Programs

Service: 70450300 Adult Offender Transition, Rehabilitation and Support

Measure: Percent of inmates participating in religious programming

Action (check one):

- Requesting Revision to Approved Measure
- Change in Date Sources or Measurement Methodologies
- Requesting New Measure
- Backup for Performance Measure

Data Sources and Methodology:

Data Sources:

- (a) Inmate Participation Sign-in Sheet – Sign-in sheet that is used universally by all department chaplains to track inmate demographic information and types of religious activity held at an institution.
- (b) Chapel Tracking – Access database developed to track inmate daily participation in religious programs
- (c) OBIS – Offender Based Information System – the department’s mainframe data system
- (d) Statistical Analysis System (SAS) – Software used to analyze data

Methodology:

- (a) Data source is the centralized management of the tracking program in Access by a specified member in the Bureau of Chaplaincy Services.
- (b) Inmates participating in religious programs are supervised as they sign in to attend religious activities.
- (c) Once the sign-in process has been completed, the sheet remains in the possession of the chaplain.
- (d) After the activity is completed, either the chaplain or his/her clerk typist inputs the information into the access database program.
- (e) The sign-in sheet is then filed.
- (f) A designated staff member in Central Office manages the database file for each institution and collectively compiles the monthly number of inmate participants and types of programming offered by the Institution.
- (g) Each month and at the end of the fiscal year, data is put into a SAS program from data retrieved from OBIS to generate a count of the number of inmates in open population at each institution.

Procedure:

- (a) At the end of each month, one specified member in Chaplaincy Services in central office compiles all of the information on program participation for each institution and tallies all of the reported data to form an average monthly total number of inmates that participated in religious activities. At the end of the fiscal year, the monthly files are combined to get an average total number of inmates participating in religious activities for the year. This number represents the numerator in the equation to determine the percent of inmates participating in religious activities.
- (b) Research and data Analysis staff then determines the monthly average number of inmates in open population at each institution and available to attend services. This end of the month count is the average number of all open population inmates (excluding private facilities, inmates in close management and inmates in protective management) for all applicable institutions. The averaging of the twelve end of the month counts provides an average monthly open population for the fiscal year. This number represents the denominator.
- (c) The division of the average monthly number of inmate participants by the average monthly number of inmates in open population provides the percentage of inmates participating in religious programming.

Validity:**Methodology:**

- (a) Chaplains have to supervise the inmate sign-in process to ensure that valid names are used and that they actually attend the activity.
- (b) The procedure was piloted for six months from July 1, 2001 to December 31, 2001. The results from the input of information from the institution chaplains were compared to the raw data to ensure accurate counting of inmate participants.

Appropriateness:

The Sign-in sheet serves as a good tool for documenting the number of religious activities inmates participate in, the number of activities offered per chaplain and institution, and which activity inmates find most beneficial.

Reliability:**Methodology:**

- (a) Each chaplain received training and directions on how to appropriately ensure inmates correctly sign in and attend the activity, and on how to use the Chapel Tracking Program in Access.
- (b) The information inputted into the database can be verified by comparing numbers generated from the tracking program to the original attendance sign-in sheets.

Reliability of Measure:

- (a) The tallying of numbers is done in Access automatically for each institution both at the end of the month and at the end of the fiscal year, thus making the counting of inmates that participate virtually flawless.
- (b) Only one designated and trained staff member in Chaplaincy Services handles the data from the institutions, thus drastically cutting down the possibility of human error.
- (c) The biggest chance for error would occur during the inputting of information at the institution level. To decrease chances for error, field chaplains are instructed to maintain the actual sign-in sheet and to verify at the end of each month the numbers they've inputted during the month.

Office of Policy and Budget – July, 2014

LRPP EXHIBIT IV: PERFORMANCE MEASURE VALIDITY AND RELIABILITY

Department: Corrections

Program: 70045000 Program: Education and Programs

Service: 70450400 Community Substance Abuse

Measure: Percentage of community supervision offenders who have completed drug treatment without subsequent recommitment to community supervision or prison within 24 months after release

Action (check one):

- Requesting Revision to Approved Measure
- Change in Date Sources or Measurement Methodologies
- Requesting New Measure
- Backup for Performance Measure

Data Sources and Methodology:

Data Source: The Offender Based Information System (OBIS), the Department's database into which both field and institutional staff enter information on offenders and inmates.

Methodology: Field staff enters new admission and release data and sentence structure data on the PPO1/02 and OT20/21/22 screens, respectively. They enter program information on the OT71 screen. Then extract files pull that data directly off OBIS and these datasets are then converted to SAS datasets. SAS programs are then written to run against the datasets to determine to outcomes of offenders.

Count the number of offenders who successfully complete community supervision, defined as an early or normal termination. Determine if the offender completed a secure (excluding Bradenton DTC), non-secure or non-residential contract drug treatment program. Then in each case, track the offender for 2 years after being released to determine if the offender returns to the Department of Corrections as a prison inmate for an offense committed after the release from prison or supervision, returns to a new period of supervision for an offense committed after the release from prison or supervision, or returns to prison or supervision for an old offense or technical violation of supervision conditions. Calculate the percentage who return to prison or supervision for a new offense.

Validity:

Internal validity speaks to the certainty with which the results of this measure can be accepted. Staff has used the PP71 and PP02 screen for many years, with the listings continuously being verified and checked and accepted with

a high level of certainty.

External validity speaks to results being generalizable. The drug treatment programs are consistently monitored and are required to maintain a level of acceptability in their curriculum. The measure is based on an entire fiscal year cohort.

The purpose of the drug treatment program is to assist the offender in addressing their drug problem. This is an appropriate measure of the effectiveness of these programs.

Individuals are assigned one DC number which follows them throughout their time (or times) with the Department, whether on supervision or in prison. The OBIS data constitutes an appropriate measure to determine if offenders are returning after release from supervision a drug treatment.

Reliability:

Since all supervision movement and admission data are used, rather than a sample, the measure is by definition very reliable. The data reported are consistent from one measurement to the next and have been shown to be consistent, complete, and correct. This is now done to be consistent with other recommitment measures. Used to use all re-commitments; now do recommitments for new offenses only, after early or normal release from supervision and successful program completion.

Office of Policy and Budget – July, 2014

LRPP EXHIBIT IV: PERFORMANCE MEASURE VALIDITY AND RELIABILITY

Department: Corrections

Program: 70450000 Program: Education and Programs

Service: 70450400 Community Substance Abuse

Measure: Substance abuse tests administered to offenders being supervised in the community

Action (check one):

- Requesting Revision to Approved Measure
- Change in Date Sources or Measurement Methodologies
- Requesting New Measure
- Backup for Performance Measure

Data Sources and Methodology:

Data Source: The Offender Based Information System (OBIS), the Department's database into which both field and institutional staff enter information on offenders and inmates.

Methodology: Field staff enters drug test results data on the PP74 screen. Then extract files pull that data directly off OBIS and these datasets are then converted to SAS datasets. SAS programs are then written to run against the datasets to determine to outcomes of offenders.

Count the number of offenders on any form of community supervision who are administered a drug test in a given year, regardless of the test results (positive or negative).

Validity:

Internal validity speaks to the certainty with which the results of this measure can be accepted. Staff has used the PP74 screen for many years, with the listings continuously being verified and checked and accepted with a high level of certainty. Officer type information was obtained using COPES budget entity and was checked by community corrections staff and corrected. External validity speaks to the results being applicable to other similar programs and approaches. The type of supervision and the number of offenders on each type of supervision must be maintained in order to operate a community corrections system.

The purpose of the Department of Corrections community supervision program is to carry out the orders of the court. Administering drug tests are a court order. Keeping track of the number and type and outcome of the drug test is required to provide information back to the courts. This is an appropriate measure

of the number of drug tests administered by probation officers on offenders during the year.

The purpose of the drug treatment program is to assist the offender in addressing their drug problem. This is an appropriate measure of the effectiveness of these programs.

Reliability:

Since all drug testing data are used, rather than a sample, it is by definition very reliable. The data reported is consistent from one offender to the next and has been shown to be consistent, complete, and correct. This is now done to be consistent with other recommitment measures. Used to use all re-commitments; now does re-commitments for new offenses only after early or normal release from supervision and successful program completion

Office of Policy and Budget – July, 2014

LRPP EXHIBIT IV: PERFORMANCE MEASURE VALIDITY AND RELIABILITY

Department: Corrections

Program: 70450000 Program: Education and Programs

Service: 70450400 Community Substance Abuse

Measure: Percentage of substance abuse tests administered to offenders being supervised in the community in which negative test results were obtained

Action (check one):

- Requesting Revision to Approved Measure
- Change in Date Sources or Measurement Methodologies
- Requesting New Measure
- Backup for Performance Measure

Data Sources and Methodology:

Data Source: The Offender Based Information System (OBIS), the Department's database into which both field and institutional staff enter information on offenders and inmates.

Methodology: Field staff enters drug test results data on the PP74 screen. Then extract files pull that data directly off OBIS and these datasets are then converted to SAS datasets. SAS programs are then written to run against the datasets to determine to outcomes of offenders.

Count the number of offenders on any form of community supervision who are administered a drug test in a given year, regardless of the test results (positive or negative). Compute the percentage of negative tests.

Validity:

Internal validity speaks to the certainty with which the results of this measure can be accepted. Staff has used the PP74 screen for many years, with the listings continuously being verified and checked and accepted with a high level of certainty. Officer type information was obtained using COPES budget entity and was checked by community corrections staff and corrected. External validity speaks to the results being applicable to other similar programs and approaches. The type of supervision and the number of offenders on each type of supervision must be maintained in order to operate a community corrections system.

The purpose of the Department of Corrections community supervision program is to carry out the orders of the court. Administering drug tests are a court order. Keeping track of the number and type and outcome of the drug test is

required to provide information back to the courts. This is an appropriate measure of the number of drug tests administered by probation officers on offenders during the year.

The purpose of the drug treatment program is to assist the offender in addressing their drug problem. The OBIS data constitute an appropriate measure to determine the number of drug tests administered during a given year in which negative results were obtained.

Reliability:

Since all drug testing data are used, rather than a sample, it is by definition very reliable. The data reported is consistent from one offender to the next and has been shown to be consistent, complete, and correct.

Office of Policy and Budget – July, 2014

Department of Corrections



Associated Activities Contributing to Performance Measures

LRPP Exhibit V

LRPP Exhibit V: Identification of Associated Activity Contributing to Performance Measures

Measure Number	Approved Performance Measures for FY 2014-15 (Words)		Associated Activities Title
1	Administrative support costs of Business Service Centers and Executive Direction as a percentage of total agency costs (less Alien Transfers)		Finance and Accounting Personnel Services / Human Resources Training Contract Monitoring Procurement
2	Administrative support positions of Business Service Centers and Executive Direction as a percentage of total agency positions		Executive Direction General Counsel / Legal Legislative Affairs Inspector General Communications / Public Information Director of Administration Planning and Budgeting Finance and Accounting Personnel Services / Human Resources Training Contract Monitoring Procurement

LRPP Exhibit V: Identification of Associated Activity Contributing to Performance Measures

Measure Number	Approved Performance Measures for FY 2014-15 (Words)		Associated Activities Title
5	Number of batteries committed by inmates on one or more persons per 1000 inmates		Maintaining security Inmate records
6	Number of inmates receiving major disciplinary reports per 1000 inmates		Maintaining security Inmate records
7	Percentage of random inmate drug tests that are negative		Maintaining security Drug testing
8	Percent of reported criminal incidents investigated by the Inspector General's Office		Maintaining security Inspector General
9-13	Number of escapes from the secure perimeter of major institutions		Maintaining security Director of Security and Institutional Operations
14	Percent of available inmates who work		Food production Supervise inmate work activities Transport Food service

LRPP Exhibit V: Identification of Associated Activity Contributing to Performance Measures

Measure Number	Approved Performance Measures for FY 2014-15 (Words)		Associated Activities Title
15	Number of available work assignments		Food production Supervise inmate work activities Food service
16	Number of inmates available for work or program assignments		Classification Supervise inmate work activities Transport Food production
17	Percent of those available for work or program assignments who are not assigned		Supervise inmate work activities Classification
18	Number of escapes from the secure perimeter of major institutions		Maintaining security Director of Security and Institutional Operations
19	Percent of inmates placed in a facility that provides at least one of the inmate's primary program needs		Classification
20	Percent of inmates who did not escape when assigned outside a secure perimeter		Maintaining security Director of Security and Institutional Operations
21	Number of transition plans completed for inmates released from prison		Classification Inmate release Inmate records
22	Number of release plans completed for inmates released from prison		Classification Inmate release Inmate records Sentence structure

LRPP Exhibit V: Identification of Associated Activity Contributing to Performance Measures

Measure Number	Approved Performance Measures for FY 2014-15 (Words)		Associated Activities Title
23	Percent of release plans completed for inmates released from prison		Classification Inmate release Inmate records Sentence structure
24	Percent of victim notifications that meet the statutory time period requirements		Victims assistance
25	Per diem cost of correctional facilities maintenance and repair		Maintenance

Office of Policy and Budget – July 2014

LRPP Exhibit V: Identification of Associated Activity Contributing to Performance Measures

Measure Number	Approved Performance Measures for FY 2014-15 (Words)		Associated Activities Title
26	Status of offenders 2 years after the period of supervision was imposed: number revoked		Instruct, Supervise, Investigate and Report Drug Testing
27	Status of offenders 2 years after the period of supervision was imposed: percentage revoked		Instruct, Supervise, Investigate and Report Drug Testing
28	Status of offenders 2 years after the period of supervision was imposed: number absconded		Instruct, Supervise, Investigate and Report Drug Testing
29	Status of offenders 2 years after the period of supervision was imposed: percentage absconded		Instruct, Supervise, Investigate and Report Drug Testing
30	Percentage of offenders who successfully complete supervision and are not subsequently recommitted to DOC for committing a new crime within 2 years: to prison		Instruct, Supervise, Investigate and Report Drug Testing
31	Percentage of offenders who successfully complete supervision and are not subsequently recommitted to DOC for committing a new crime within 2 years: to supervision		Instruct, Supervise, Investigate and Report Drug Testing
32	Percent of court-ordered amounts collected from offenders on community supervision only by DOC for restitution		Instruct, Supervise, Investigate and Report Drug Testing

LRPP Exhibit V: Identification of Associated Activity Contributing to Performance Measures

Measure Number	Approved Performance Measures for FY 2014-15 (Words)		Associated Activities Title
33	Percent of court-ordered amounts collected from offenders on community supervision only by DOC for other court-ordered costs		Instruct, Supervise, Investigate and Report Drug Testing
34	Percent of court-ordered amounts collected from offenders on community supervision only by DOC for costs of supervision		Instruct, Supervise, Investigate and Report Drug Testing
35	Number of monthly personal contacts with offenders supervised in the community compared to the department standard: administrative - 0		Instruct, Supervise, Investigate and Report Drug Testing
36	Number of monthly personal contacts with offenders supervised in the community compared to the department standard: minimum - 1.0		Instruct, Supervise, Investigate and Report Drug Testing
37	Number of monthly personal contacts with offenders supervised in the community compared to the department standard: medium - 1.5		Instruct, Supervise, Investigate and Report Drug Testing
38	Number of monthly personal contacts with offenders supervised in the community compared to the department standard: maximum - 2		Instruct, Supervise, Investigate and Report Drug Testing
39	Number of monthly personal contacts with offenders supervised in the community compared to the department standard: Sex Offenders - 3		Instruct, Supervise, Investigate and Report Drug Testing
40	Number of monthly personal contacts with offenders supervised in the community compared to the department standard: Community Control - 8		Instruct, Supervise, Investigate and Report Drug Testing

LRPP Exhibit V: Identification of Associated Activity Contributing to Performance Measures

Measure Number	Approved Performance Measures for FY 2014-15 (Words)		Associated Activities Title
41	Percentage of Probationers that successfully complete their sentence or are still under supervision at the end of a two year measurement period		Instruct, Supervise, Investigate and Report Drug Testing
42	Percentage of Drug Offender Probation offenders that successfully complete their sentence or are still under supervision at the end of a two year measurement period		Instruct, Supervise, Investigate and Report Drug Testing
43	Percentage of Community Control offenders that successfully complete their sentence or are still under supervision at the end of a two year measurement period		Instruct, Supervise, Investigate and Report Electronic Monitoring Drug Testing
44	Percentage of Post-Prison Release offenders that successfully complete their sentence or are still under supervision at the end of a two year measurement period		Instruct, Supervise, Investigate and Report Drug Testing
45	Percentage of community supervision offenders who have completed drug treatment without subsequent recommitment to community supervision or prison within 24 months after release		Drug Testing Non-Residential Substance Abuse Treatment Residential Substance Abuse Treatment Instruct, Supervise, Investigate and Report

LRPP Exhibit V: Identification of Associated Activity Contributing to Performance Measures

Measure Number	Approved Performance Measures for FY 2014-15 (Words)		Associated Activities Title
46	Substance abuse tests administered to offenders being supervised in the community		Drug Testing Non-Residential Substance Abuse Treatment Residential Substance Abuse Treatment Instruct, Supervise, Investigate and Report
47	Percentage of substance abuse tests administered to offenders being supervised in the community in which negative test results were obtained		Drug Testing Non-Residential Substance Abuse Treatment Residential Substance Abuse Treatment Instruct, Supervise, Investigate and Report
48	Score sheets processed		Sentence Structure Instruct, Supervise, Investigate and Report

Office of Policy and Budget – July 2014

LRPP Exhibit V: Identification of Associated Activity Contributing to Performance Measures

Measure Number	Approved Performance Measures for FY 2014-15 (Words)		Associated Activities Title
49	Number of health care grievances that are upheld		Dental Care Physical Health Care Mental Health Care Pharmacy Services Community Hospital Treatment
50	Percentage of health care grievances that are upheld		Dental Care Physical Health Care Mental Health Care Pharmacy Services Community Hospital Treatment
51	Number of suicides per 100,000 inmates compared to the national average for correctional facilities/institutions: Within DOC		Mental Health Care
52	Number of health care grievances that are upheld		Physical Health Care Pharmacy Services Community Hospital Treatment
53	Percentage of health care grievances that are upheld		Physical Health Care Pharmacy Services Community Hospital Treatment

LRPP Exhibit V: Identification of Associated Activity Contributing to Performance Measures

Measure Number	Approved Performance Measures for FY 2014-15 (Words)		Associated Activities Title
54	Percentage of inmates who have completed drug treatment without subsequent recommitment to community supervision or prison within 24 months after release		Inmate Substance Abuse Program
55	Percentage of inmates who need programs and successfully complete Drug Abuse Education/Treatment programs		Inmate Substance Abuse Program
56	Number of inmates who are receiving substance abuse services		Inmate Substance Abuse Program
57	Percent of inmates completing mandatory literacy programs who score at or above 9th grade level on next Test for Adult Basic Education (TABE)		Academic Education Skills
			Vocational Education Skills
			Library Services
58	Percent of inmates who successfully complete mandatory literacy programs		Academic Education Skills
			Library Services
59	Percent of inmates who successfully complete GED education programs		Academic Education Skills
			Library Services

LRPP Exhibit V: Identification of Associated Activity Contributing to Performance Measures

Measure Number	Approved Performance Measures for FY 2014-15 (Words)		Associated Activities Title
60	Percent of inmates who need special education programs who participate in special education (federal law) programs		Academic Education Skills Library Services
61	Percent of inmates who successfully complete vocational education programs		Vocational Education Skills Academic Education Skills Library Services
62	Average increase in grade level achieved by inmates participating in educational programs per instructional period (3 months)		Academic Education Skills Vocational Education Skills Library Services
63	Percentage of community supervision offenders who successfully complete transition, rehabilitation, or support programs without subsequent recommitment to community supervision or prison for 24 months after release.		Faith-Based Transitional Programs Transition Skills Training
64	Percent of inmates who successfully complete transition, rehabilitation, or support programs without subsequent recommitment to community supervision or prison for 24 months after release.		Faith-Based Transitional Programs Transition Skills Training
65	Number of releases provided faith-based housing assistance		Faith-Based Transitional Programs
66	Number of inmates participating in faith-based dorm programs		Faith-Based Transitional Programs
67	Percent of inmates participating in religious programming		Faith-Based Transitional Programs Transition Skills Training

Office of Policy and Budget – July 2014

Glossary of Terms and Acronyms

Activity: A set of transactions within a budget entity that translates inputs into outputs using resources in response to a business requirement. Sequences of activities in logical combinations form services. Unit cost information is determined using the outputs of activities.

Actual Expenditures: Includes prior year actual disbursements, payables and encumbrances. The payables and encumbrances are certified forward at the end of the fiscal year. They may be disbursed between July 1 and December 31 of the subsequent fiscal year. Certified forward amounts are included in the year in which the funds are committed and not shown in the year the funds are disbursed.

Appropriation Category: The lowest level line item of funding in the General Appropriations Act which represents a major expenditure classification of the budget entity. Within budget entities, these categories may include: salaries and benefits, other personal services (OPS), expenses, operating capital outlay, data processing services, fixed capital outlay, etc. These categories are defined within this glossary under individual listings. For a complete listing of all appropriation categories, please refer to the ACTR section in the LAS/PBS User's Manual for instructions on ordering a report.

Baseline Data: Indicators of a state agency's current performance level, pursuant to guidelines established by the Executive Office of the Governor in consultation with legislative appropriations and appropriate substantive committees.

Budget Entity: A unit or function at the lowest level to which funds are specifically appropriated in the appropriations act. "Budget entity" and "service" have the same meaning.

CIO - Chief Information Officer

CIP - Capital Improvements Program Plan

D3-A: A legislative budget request (LBR) exhibit which presents a narrative explanation and justification for each issue for the requested years.

Demand: The number of output units, which are eligible to benefit from a service or activity.

EOG - Executive Office of the Governor

Estimated Expenditures: Includes the amount estimated to be expended during the current fiscal year. These amounts will be computer generated based on the current year appropriations adjusted for vetoes and special appropriations bills.

FCO - Fixed Capital Outlay

FFMIS - Florida Financial Management Information System

Fixed Capital Outlay: Real property (land, buildings including appurtenances, fixtures and fixed equipment, structures, etc.), including additions, replacements, major repairs, and renovations to real property which materially extend its useful life or materially improve or change its functional use. Includes furniture and equipment necessary to furnish and operate a new or improved facility.

FLAIR - Florida Accounting Information Resource Subsystem

F.S. - Florida Statutes

GAA - General Appropriations Act

GR - General Revenue Fund

Indicator: A single quantitative or qualitative statement that reports information about the nature of a condition, entity or activity. This term is used commonly as a synonym for the word “measure.”

Information Technology Resources: Includes data processing-related hardware, software, services, telecommunications, supplies, personnel, facility resources, maintenance, and training.

Input: See Performance Measure.

IOE - Itemization of Expenditure

IT - Information Technology

Judicial Branch: All officers, employees, and offices of the Supreme Court, district courts of appeal, circuit courts, county courts, and the Judicial Qualifications Commission.

LAN - Local Area Network

LAS/PBS - Legislative Appropriations System/Planning and Budgeting Subsystem. The statewide appropriations and budgeting system owned and maintained by the Executive Office of the Governor.

LBC - Legislative Budget Commission

LBR - Legislative Budget Request

Legislative Budget Commission: A standing joint committee of the Legislature. The Commission was created to: review and approve/disapprove agency requests to amend original approved budgets; review agency spending plans; and take other actions related to the fiscal matters of the state, as authorized in statute. It is composed of 14 members appointed by the President of the Senate and by the Speaker of the House of Representatives to two-year terms, running from the organization of one Legislature to the organization of the next Legislature.

Legislative Budget Request: A request to the Legislature, filed pursuant to section 216.023, Florida Statutes, or supplemental detailed requests filed with the Legislature, for the amounts of money an agency or branch of government believes will be needed to perform the functions that it is authorized, or which it is requesting authorization by law, to perform.

L.O.F. - Laws of Florida

LRPP - Long-Range Program Plan

Long-Range Program Plan: A plan developed on an annual basis by each state agency that is policy-based, priority-driven, accountable, and developed through careful examination and justification of all programs and their associated costs. Each plan is developed by examining the needs of agency customers and clients and proposing programs and associated costs to address those needs based on state priorities as established by law, the agency mission, and legislative authorization. The plan provides the framework and context for preparing the legislative budget request and includes performance indicators for evaluating the impact of programs and agency performance.

MAN - Metropolitan Area Network (Information Technology)

NASBO - National Association of State Budget Officers

Narrative: Justification for each service and activity is required at the program component detail level. Explanation, in many instances, will be required to provide a full understanding of how the dollar requirements were computed.

Nonrecurring: Expenditure or revenue, which is not expected to be needed or available after the current fiscal year.

OPB - Office of Policy and Budget, Executive Office of the Governor

Outcome: See Performance Measure.

Output: See Performance Measure.

Outsourcing: Describes situations where the state retains responsibility for the service, but contracts outside of state government for its delivery. Outsourcing includes

everything from contracting for minor administration tasks to contracting for major portions of activities or services, which support the agency mission.

PBPB/PB2 - Performance-Based Program Budgeting

Pass Through: Funds the state distributes directly to other entities, e.g., local governments, without being managed by the agency distributing the funds. These funds flow through the agency's budget; however, the agency has no discretion regarding how the funds are spent, and the activities (outputs) associated with the expenditure of funds are not measured at the state level. **NOTE: This definition of "pass through" applies ONLY for the purposes of long-range program planning.**

Performance Ledger: The official compilation of information about state agency performance-based programs and measures, including approved programs, approved outputs and outcomes, baseline data, approved standards for each performance measure and any approved adjustments thereto, as well as actual agency performance for each measure.

Performance Measure: A quantitative or qualitative indicator used to assess state agency performance.

- Input means the quantities of resources used to produce goods or services and the demand for those goods and services.
- Outcome means an indicator of the actual impact or public benefit of a service.
- Output means the actual service or product delivered by a state agency.

Policy Area: A grouping of related activities to meet the needs of customers or clients, which reflects major statewide priorities. Policy areas summarize data at a statewide level by using the first two digits of the ten-digit LAS/PBS program component code. Data collection will sum across state agencies when using this statewide code.

Privatization: Occurs when the state relinquishes its responsibility or maintains some partnership type of role in the delivery of an activity or service.

Program: A set of activities undertaken in accordance with a plan of action organized to realize identifiable goals based on legislative authorization (a program can consist of single or multiple services). For purposes of budget development, programs are identified in the General Appropriations Act by a title that begins with the word "Program." In some instances a program consists of several services, and in other cases the program has no services delineated within it; the service is the program in these cases. The LAS/PBS code is used for purposes of both program identification and service identification. "Service" is a "budget entity" for purposes of the LRPP.

Program Purpose Statement: A brief description of approved program responsibility and policy goals. The purpose statement relates directly to the agency mission and reflects essential services of the program needed to accomplish the agency's mission.

Program Component: An aggregation of generally related objectives which, because of their special character, related workload and interrelated output, can logically be considered an entity for purposes of organization, management, accounting, reporting, and budgeting.

Reliability: The extent to which the measuring procedure yields the same results on repeated trials and data are complete and sufficiently error free for the intended use.

Service: See Budget Entity.

Standard: The level of performance of an outcome or output.

STO - State Technology Office

SWOT - Strengths, Weaknesses, Opportunities and Threats

TCS - Trends and Conditions Statement

TF - Trust Fund

TRW - Technology Review Workgroup

Unit Cost: The average total cost of producing a single unit of output – goods and services for a specific agency activity.

Validity: The appropriateness of the measuring instrument in relation to the purpose for which it is being used.

WAGES - Work and Gain Economic Stability (Agency for Workforce Innovation)

WAN - Wide Area Network (Information Technology)