



Red Light Camera Summary Report

Leaders in Service • Agents of Progress • Champions for Safety

Fiscal Year 2015–2016

DECEMBER 31, 2016

Introduction

Section 316.0083(4)(b), Florida Statutes, directs the Department of Highway Safety and Motor Vehicles (department) to provide a summary report on the use and operation of traffic infraction detectors (red light cameras) in Florida. Per statute, the department “must include a review of information submitted to the department by the counties and municipalities and must describe the enhancement of the traffic safety and enforcement programs.”

Section 316.0083, Florida Statutes, describes the process for violations of traffic infraction detectors. A traffic infraction enforcement officer issues a Notice of Violation (NOV) to the violator within 30 days of the violation. The violator may pay the notice or contest the violation through an appeals process within 60 days. If the violator fails to pay or appeal the notice, a traffic infraction enforcement officer issues a Uniform Traffic Citation (UTC) to the violator, with a copy to the Clerk of Court for adjudication.

Part 1

Survey Methodology

The department created an online survey to gather information and data from counties and municipalities (jurisdictions) responsible for the administration of red light camera (RLC) programs during Fiscal Year 2015-2016. The 29 question survey included topics such as procedures, NOVs and program size, and covered activity that occurred from July 1, 2015 through June 30, 2016. As there is no statewide oversight of RLC programs, the department relies on monies remitted to the Department of Revenue (DOR) to know which jurisdictions were operating RLCs during the reporting period. Similar to last year, jurisdictions were asked to complete a spreadsheet regarding camera and intersection locations and dates of operation. With this self-reported information, the department was able to independently analyze crash data related to RLC intersections throughout the state.

Surveys were distributed to all jurisdictions who responded to previous RLC surveys, and to those who remitted RLC monies to the DOR during the reporting period. In addition, the Florida Sheriffs Association, the Florida Police Chiefs Association, the Florida League of Cities and the Florida Association of Counties aided in distributing surveys to their members.

The deadline for survey responses was October 1, 2016. Actions jurisdictions may have taken related to their program after that date are not reflected in this report.

Summary of Survey Responses

In total, 68 jurisdictions remitted monies to the DOR for RLC penalties during Fiscal Year 2015-2016 (see supplemental resources). All 68 jurisdictions responded to the survey; however, only 58 of those included on the DOR list reported RLCs were operational during the reporting period (July 1, 2015 – June 30, 2016). Violations can be paid late, which is why some jurisdictions remitted monies after the conclusion of their program. Opa-locka indicated in their survey response that they had cameras active during the reporting period, but were not included on the DOR list. Therefore, a total of 59 jurisdictions are represented in this report (reference Appendix E for a list of the 59 jurisdictions and their responses).

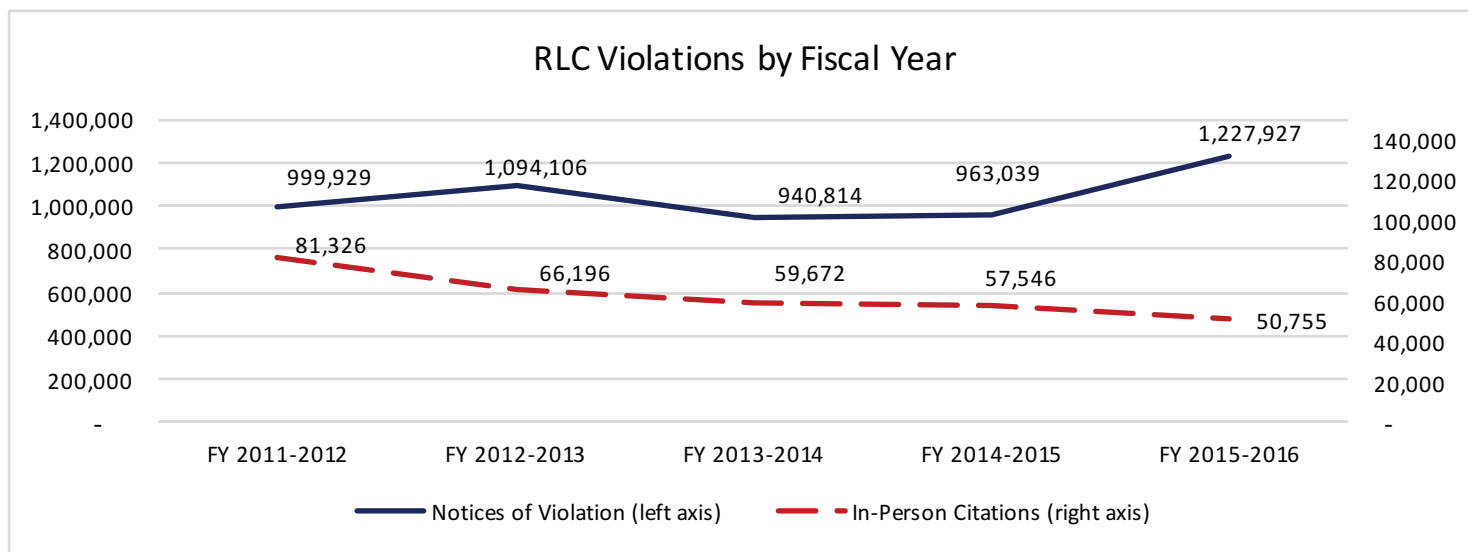
Cameras and Intersections

- 796 RLCs active as of July 1, 2015 (965 as of July 1, 2014)
- 688 RLCs active as of June 30, 2016 (757 as of June 30, 2015)
 - Reduction of 108 cameras
 - 40 jurisdictions with no change in number of RLCs
 - 4 jurisdictions with increase in number of RLCs
 - 15 jurisdictions with decrease in number of RLCs
 - Six jurisdictions reduced number of active RLCs to zero during reporting period (July 1, 2015 – June 30, 2016)
- 478 intersections with active RLCs as of July 1, 2015 (592 as of July 1, 2014)
- 430 intersections with active RLCs as of June 30, 2016 (460 as of June 30, 2015)
 - Reduction of 48 intersections
 - 42 jurisdictions with no change in number of intersections with RLCs
 - 4 jurisdictions with increase in number of intersections with RLCs
 - 13 jurisdictions with decrease in number of intersections with RLCs

Notices of Violation (As reported by jurisdictions)

- 1,227,927 NOVs issued (*Availability of NOV status varied by jurisdiction. Thus, numbers do not add to total.*)
 - 761,103 paid
 - 37,520 contested and pending
 - 46,323 contested and dismissed
 - 21,530 contested and upheld
- 150,659 NOVs were issued to repeat offenders (55,429 reported in FY 2014-2015 report)

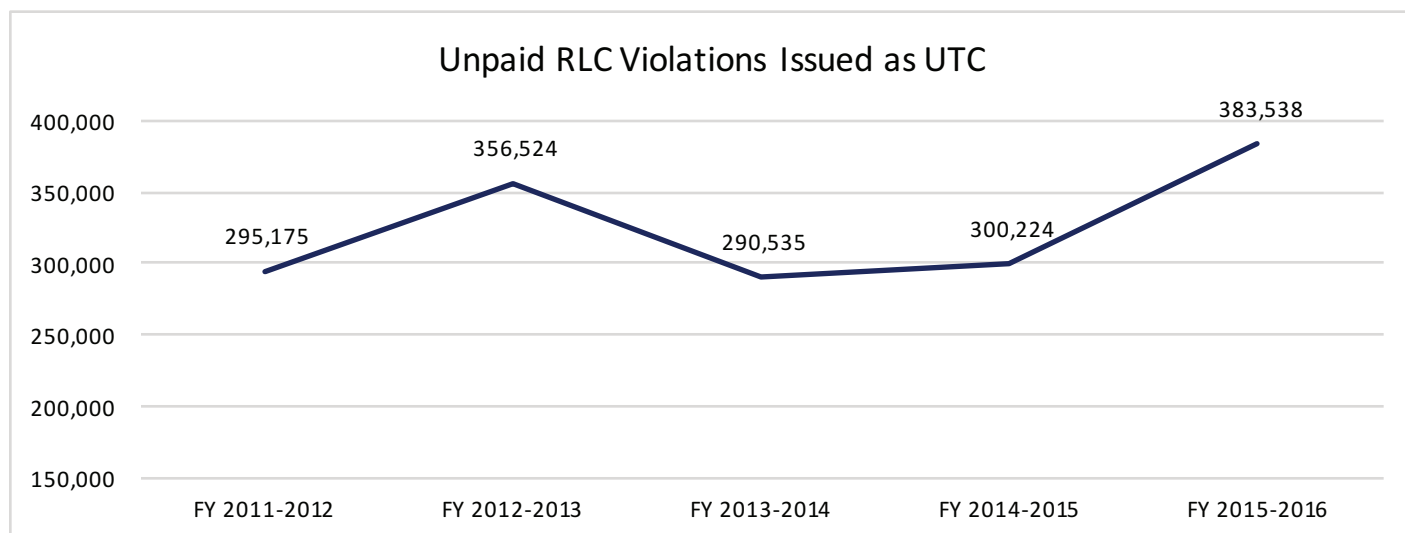
(Figure 1)



NOV data self-reported by jurisdictions. Citation data collected from department database (November 15, 2016).

Figure 1 shows the number of NOVs issued for RLC violations over the past five fiscal years (July 1 – June 30). The graph also depicts the number of citations issued in person by law enforcement for running a red light. The number of NOVs issued for RLC violations increased to its highest peak during the last fiscal year (2015-2016). Conversely, the number of in-person citations reached its lowest point during the same year. The department must rely on self-reported information for the number of NOVs issued each year, but in-person citations are tracked through the Clerk of Court system.

(Figure 2)



Citation data collected from department database (November 15, 2016).

Figure 2 shows the number of unpaid RLC violations resulting in a UTC being assessed. Similar to the number of NOV's issued, the number of UTCs issued reached its highest peak during FY 2015-2016. A driving record can only reflect an unpaid NOV issued as a UTC or an in-person citation issued by a law enforcement officer.

Personnel

Jurisdictions were asked to identify who reviews the camera images before issuing NOV's, who reviews contested NOV's and who ultimately issues UTCs. Personnel categories included law enforcement officer, non-sworn government employee, non-sworn contractor employee (vendor) and other. Figure 3 reflects jurisdiction responses.

(Figure 3)

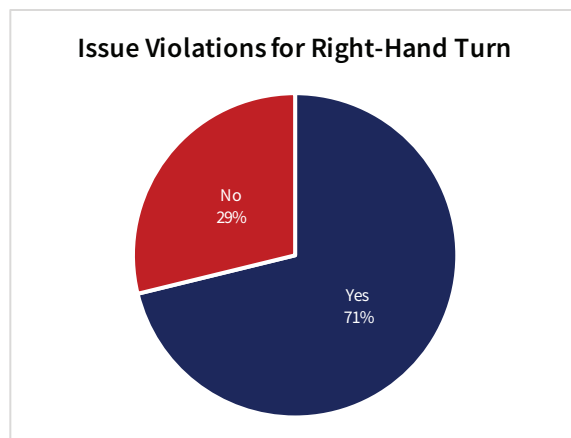
Personnel	Review Camera Images	Review Contested Notices of Violation	Issue Uniform Traffic Citations
Law Enforcement Officer	48	43	46
Non-sworn Government Employee	23	21	18
Non-sworn Contractor Employee (vendor)	7	3	3
Other (see Appendix E)	3	8	5

Jurisdictions could select multiple options for each question so numbers do not sum to the total number of respondents.

Right-Hand Turns

Pursuant to section 316.0083, Florida Statutes:

- A NOV and a UTC may not be issued for failure to stop at a red light if the driver is making a right-hand turn in a careful and prudent manner at an intersection where right-hand turns are permissible.
- A NOV and UTC may not be issued under this section if the driver of the vehicle came to a complete stop after crossing the stop line and before turning right if permissible at a red light, but failed to stop before crossing over the stop line or other point at which a stop is required.



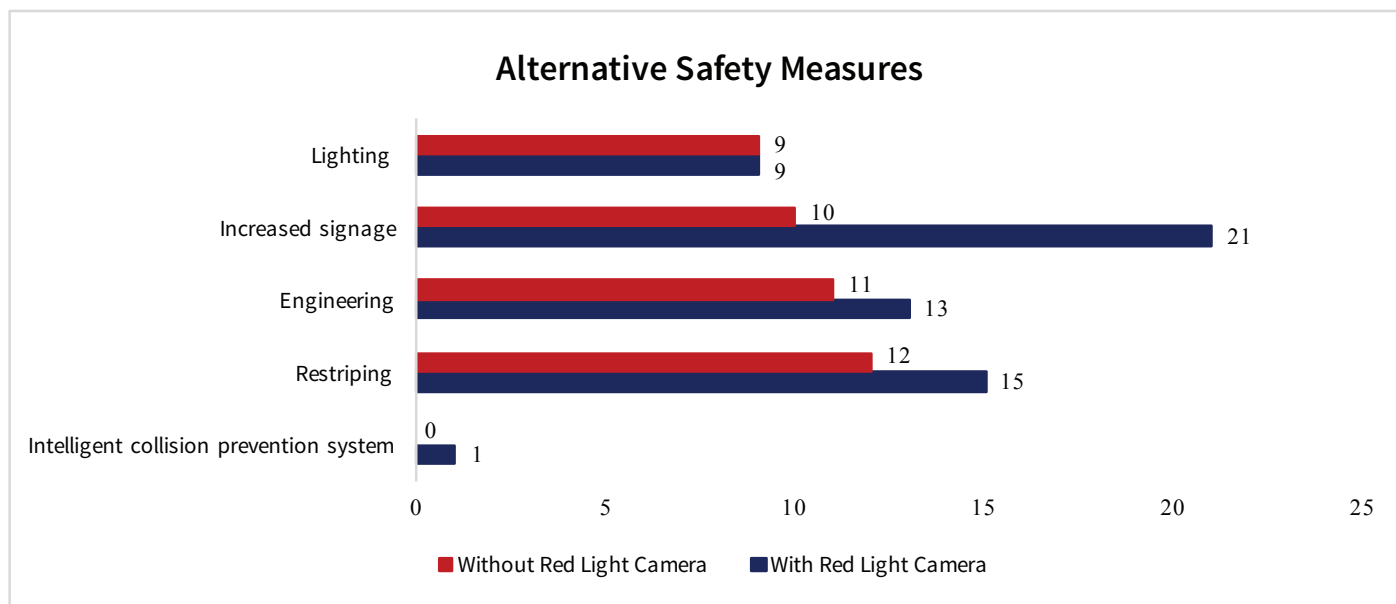
(Figure 4)

The terms in this section of statute are left to the interpretation of each respective jurisdiction (see Appendix F for definitions provided to the department). For Fiscal Year 2015-2016, 71 percent of responding jurisdictions issued NOVs for persons making right turns on red signals. Jurisdictions indicated that 285,924 (23.29%) NOVs were issued for right-hand turns during the reporting period (July 1, 2015 – June 30, 2016). Six jurisdictions indicated that they do not track the number of violations issued for right turns on red.

Alternative Safety Measures

The department also inquired on what other actions jurisdictions had taken to improve safety measures at intersections during the reporting period. A majority of jurisdictions indicated they had implemented at least one action. The results of this question are shown below (see Appendix E for other responses).

(Figure 5)



Other Survey Results

Approximately half of the jurisdictions (30 of 59) reported court cases have impacted their RLC program. Fourteen jurisdictions indicated they have conducted an independent RLC analysis. Forty eight jurisdictions responded they are continuing their program in Fiscal Year 2016-2017. Regarding reporting of crash data, 45 jurisdictions responded they report crashes electronically, six report via paper and eight do both. Although some jurisdictions have suspended or terminated their programs, only one jurisdiction indicated they moved the location of a RLC during the reporting period.

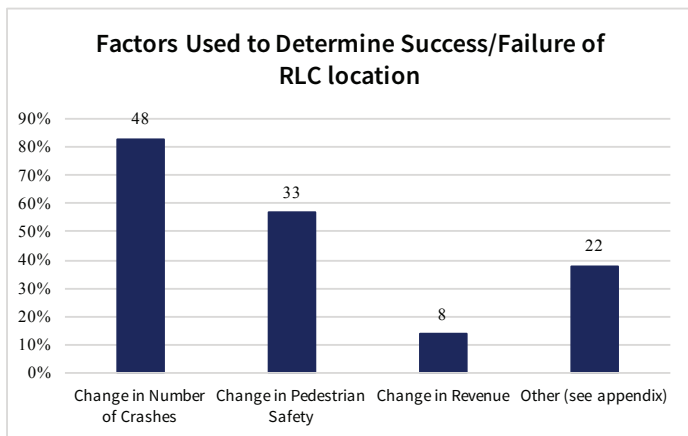
Other Survey Results (continued)

(Figure 6)

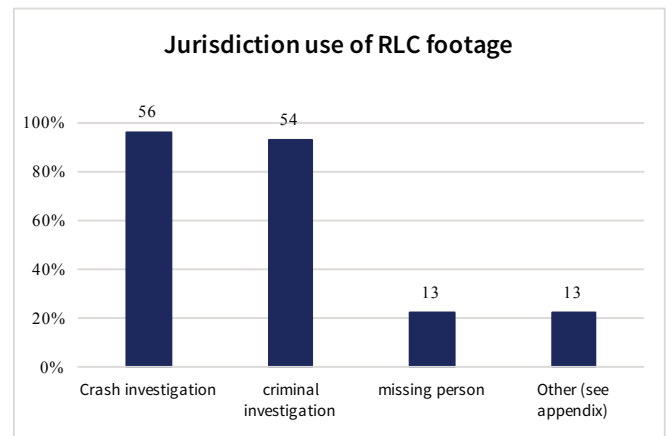
RLC Vendor	Number of Jurisdictions
American Traffic Solutions (ATS)	46
Redflex	4
Xerox	4
Other (see Appendix E)	5

Figure 7 shows factors used to determine the success or failure of RLC locations, reported by jurisdictions. Figure 8 shows other uses of RLC footage, reported by jurisdictions.

(Figure 7)

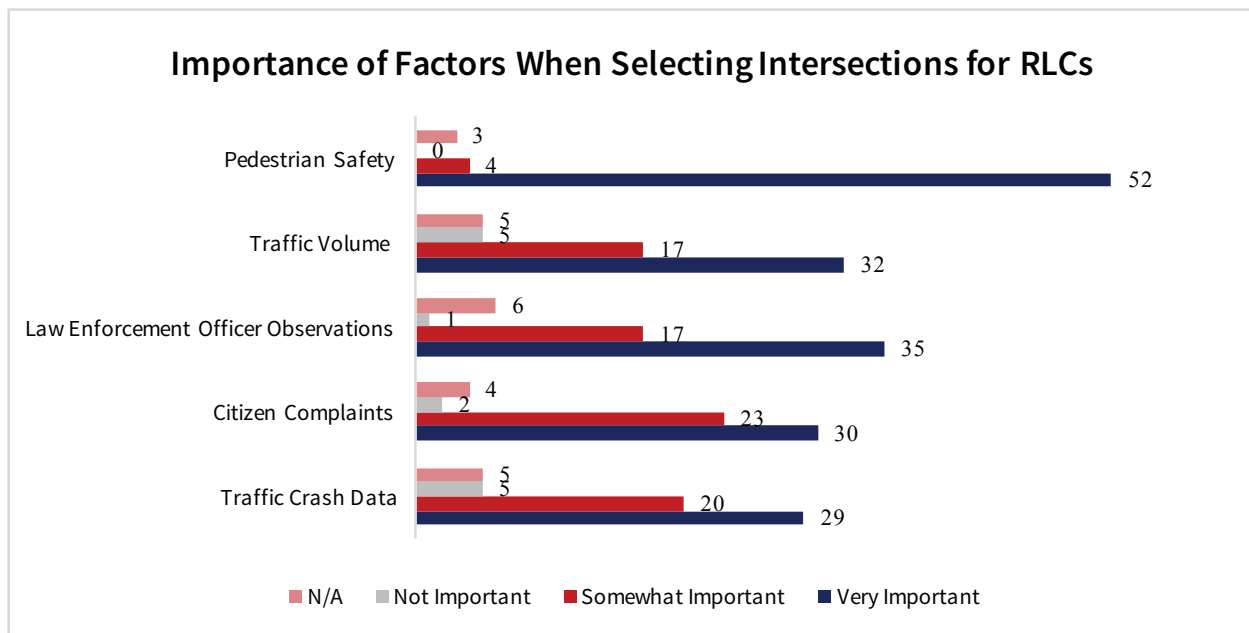


(Figure 8)



Jurisdictions were asked to rank the importance of various factors when selecting intersections to install RLCs. The results are shown in Figure 9.

(Figure 9)



Part 2 Crash Analysis

Similar to last year, jurisdictions self-reported the dates of operation and locations of intersections with RLCs. Intersections were selected to be included in the crash analysis based on their dates of operation as there have been changes to the reporting of crash data within the last five years. Taking input from jurisdictions who operate RLC programs, the department refined its methodology to only include crashes that occurred on or after July 1, 2012. Therefore, intersections were only included if the activation date was between January 2013 and April 2016, allowing at least six months before and after the date the camera was activated. Intersections from two jurisdictions were not included in the analysis (Miami Springs and Boynton Beach) because cameras were turned off then back on, and the lapsed time was under six months. In total, 148 intersections were included in the crash analysis from 28 jurisdictions.

Crashes occurring within 250 feet of the center of the intersection were analyzed before and after the installation of camera(s) at each intersection. Measures were taken to exclude crashes that occurred anywhere other than the roadway, such as parking lots. The before and after periods used for analysis were unique to each intersection based on the dates of operation, with an equal number of days within each window. Crashes were broken down by manner of collision (angle or rear-end), injury severity, inclusion of a non-motorist (see Appendix D for definition), and whether the crash report indicated a driver ran a red light.

(Figure 10)

	Before RLC Installed	After RLC Installed	Percent Change
Total Crashes	5,107	5,625	10.14%
Angle Crashes	1,383	1,476	6.72%
Rear-End Crashes	3,724	4,149	11.41%
Crashes Involving Non-Motorists	56	45	-19.64%
Crashes Involving Running a Red Light	191	185	-3.14%
Possible Injury Crashes	964	1,054	9.34%
Non-Incapacitating Injury Crashes	399	392	-1.75%
Incapacitating Injury Crashes	153	194	26.80%
Fatal Crashes	5	10	

Figure 10 shows the breakdown of crashes that occurred before and after the activation of RLCs at intersections included in the analysis. The number of crashes included in this year’s analysis is higher than last year’s report (Fiscal Year 2014-2015) due to the refined methodology. For example, short form crashes were excluded from last year’s report in attempt to exclude parking lot crashes, but short form crashes were included in this year’s report with the addition of new methods used to exclude crashes outside of the roadway. Reference Appendix A for a more detailed breakdown of crashes by reporting jurisdiction. Appendix B is specific to crashes where the officer indicated a driver ran a red light, and Appendix C is specific to crashes involving non-motorists.

The change in number of crashes noted in the analysis follows the statewide trend during the period of this analysis (approximately 33% increase statewide, 2012-2015). Two possible factors that could have contributed to the change in crash numbers are the increase in vehicle miles traveled (VMT) and the fluctuation in crash reports with accurate location information (latitude and longitude). The probability of a crash occurring increases as people drive more, and daily VMT in Florida increased 8.32 percent from 2012 to 2015 (see supplemental resources). The second factor is attributed to the reliance on location data for this analysis. In order to analyze crashes that occurred at certain intersections, it is necessary to know both the location of the intersection and the location of the crashes. Intersection locations (latitude and longitude) were submitted along with the survey, however, latitude and longitude are not attached to every crash report. The percentage of crash reports with location information has fluctuated statewide over the last few years (2012- 67.6%, 2013- 64.2%, 2014- 66.3%, 2015- 55.2%), which can impact the number of crashes that can be analyzed each year. The crash analysis should be put into context of the overall complexity of the issue at hand, as many factors may contribute to the change in number of crashes outlined in this report.

Recommendations

The following recommendations would allow for accurate reporting of information that cannot currently be tracked through existing systems.

1. Require jurisdictions to track camera information including location (GPS coordinates) and dates of operation.
2. Require jurisdictions to track the issuance of NOVs, including the status of those violations (paid, contested, issued as UTC).
3. Require jurisdictions to track the issuance of NOVs for right-hand turns.
4. Require jurisdictions to report safety countermeasures taken prior to and after the installation of RLC (examples: infrastructure changes, type and layout of signage, pedestrian cross walks, bike lanes, intelligent transportation systems [ITS]).
5. In accordance with statute, the department will continue to review and report on the status and trends of the use and operation of RLCs. In order to determine the enhancement of traffic safety, the department recommends a more thorough analysis be conducted by an independent organization using appropriate local and state agency resources.
6. The department, upon request, will collaborate with any local jurisdiction operating RLC programs to improve the data collection and reporting methodology associated with evaluation of the active programs across the state.
7. Create a standard for administering violations for right-hand turns on red signals, enforced by RLC.

Supplemental Resources

- Department of Revenue's [Tax Data for Red Light Cameras](#)
- Department of Transportation's [Traffic Infraction Detector Placement and Installation Specifications](#)
- Department of Transportation's [Florida Highway Mileage Reports \(VMT\)](#)

Appendix A: Crashes Before and After Red Light Camera Implementation by Jurisdiction

Jurisdiction	# Intersections	Before	After	Total % Change	Ran Red Light Before	Ran Red Light After	Ran Red Light % Change	Rear-End Before	Rear-End After	Rear-End % change	Angle Before	Angle After	Angle % change
Aventura	1	13	17	30.77%	2	1	-50.00%	7	11	57.14%	6	6	0.00%
Clermont	4	54	100	85.19%	7	4	-42.86%	39	84	115.38%	15	16	6.67%
Davie	1	6	3	-50.00%	0	1	---	4	2	-50.00%	2	1	-50.00%
Edgewood	1	5	4	-20.00%	1	0	-100.00%	4	4	0.00%	1	0	-100.00%
Florida City	1	234	172	-26.50%	13	5	-61.54%	144	114	-20.83%	90	58	-35.56%
Fort Lauderdale	3	19	35	84.21%	0	0	---	14	21	50.00%	5	14	180.00%
Gulf Breeze	1	1	5	400.00%	0	0	---	0	4	---	1	1	0.00%
Jacksonville	26	1,218	1,153	-5.34%	49	37	-24.49%	897	880	-1.90%	321	273	-14.95%
Lakeland	6	87	128	47.13%	6	6	0.00%	62	93	50.00%	25	35	40.00%
Manatee County	5	74	64	-13.51%	2	3	50.00%	56	52	-7.14%	18	12	-33.33%
Medley	1	0	3	---	0	0	---	0	1	---	0	2	---
Miami	6	27	29	7.41%	5	8	60.00%	18	15	-16.67%	9	14	55.56%
North Miami	1	9	13	44.44%	1	2	100.00%	6	9	50.00%	3	4	33.33%
North Miami Beach	5	152	225	48.03%	6	1	-83.33%	102	176	72.55%	50	49	-2.00%
Ocoee	2	23	16	-30.43%	1	0	-100.00%	12	11	-8.33%	11	5	-54.55%
Orange County	29	1,951	2,066	5.89%	50	60	20.00%	1,444	1,507	4.36%	507	559	10.26%
Orange Park	3	13	4	-69.23%	2	0	-100.00%	9	3	-66.67%	4	1	-75.00%
Orlando	1	28	18	-35.71%	0	0	---	21	15	-28.57%	7	3	-57.14%
Osceola	13	469	591	26.01%	14	18	28.57%	364	444	21.98%	105	147	40.00%
Palatka	2	7	7	0.00%	0	1	---	5	6	20.00%	2	1	-50.00%
Palm Beach County	3	132	150	13.64%	5	10	100.00%	87	94	8.05%	45	56	24.44%
Palm Coast	2	10	8	-20.00%	0	0	---	10	8	-20.00%	0	0	---
Pinecrest	4	93	113	21.51%	2	3	50.00%	78	98	25.64%	15	15	0.00%
Sarasota	6	85	60	-29.41%	2	2	0.00%	57	37	-35.09%	28	23	-17.86%
Sunrise	5	111	201	81.08%	4	5	25.00%	74	140	89.19%	37	61	64.86%
Tamarac	7	152	254	67.11%	7	5	-28.57%	113	196	73.45%	39	58	48.72%
Tampa	4	82	116	41.46%	5	8	60.00%	65	78	20.00%	17	38	123.53%
West Palm Beach	5	52	70	34.62%	7	5	-28.57%	32	46	43.75%	20	24	20.00%
Grand Total	148	5,107	5,625	10.14%	191	185	-3.14%	3,724	4,149	11.41%	1,383	1,476	6.72%

*Only jurisdictions with red light cameras activated between January 2013 and April 2016 were included in the crash analysis. Twenty eight of the 59 jurisdictions met this criteria.

Appendix A: Crashes Before and After Red Light Camera Implementation by Jurisdiction

Jurisdiction	# Intersections	Possible Injury Before	Possible injury After	Non-Incapacitating Injury Before	Non-Incapacitating Injury After	Incapacitating Injury Before	Incapacitating Injury After	Fatal Before	Fatal After
Aventura	1	0	2	2	3	3	0	0	0
Clermont	4	12	23	8	7	2	2	0	0
Davie	1	1	0	0	0	0	0	0	0
Edgewood	1	2	1	0	1	0	0	0	0
Florida City	1	34	42	11	3	2	2	0	1
Fort Lauderdale	3	4	6	1	0	1	0	0	0
Gulf Breeze	1	0	1	0	0	0	0	0	0
Jacksonville	26	234	283	92	84	19	25	1	1
Lakeland	6	18	30	14	13	2	4	0	0
Manatee County	5	14	11	4	2	10	5	0	0
Medley	1	0	0	0	1	0	0	0	1
Miami	6	5	3	0	2	2	1	0	0
North Miami	1	2	1	0	1	0	0	0	0
North Miami Beach	5	25	38	19	11	2	2	1	2
Ocoee	2	7	6	3	2	0	0	0	0
Orange County	29	301	300	120	110	66	108	2	2
Orange Park	3	3	3	3	0	0	0	0	0
Orlando	1	5	3	1	0	1	0	0	0
Osceola	13	103	103	35	58	23	29	0	1
Palatka	2	0	1	1	1	0	0	0	0
Palm Beach County	3	19	25	13	11	3	5	1	0
Palm Coast	2	6	4	2	2	1	0	0	0
Pinecrest	4	15	7	4	8	2	0	0	0
Sarasota	6	24	13	13	8	2	2	0	0
Sunrise	5	39	38	13	14	1	3	0	0
Tamarac	7	46	57	14	15	4	2	0	0
Tampa	4	30	35	19	21	2	2	0	1
West Palm Beach	5	15	18	7	14	5	2	0	1
Grand Total	148	964	1054	399	392	153	194	5	10

*Only jurisdictions with red light cameras activated between January 2013 and April 2016 were included in the crash analysis. Twenty eight of the 59 jurisdictions met this criteria.

Appendix B: Crashes Involving Running Red Light

Jurisdiction	Before	After	Non-Motorist Before	Non-Motorist After	Front to Rear Before	Front to Rear After	Angle Before	Angle After
Aventura	2	1	0	0	0	0	2	1
Clermont	7	4	0	0	0	0	7	4
Davie	0	1	0	0	0	1	0	0
Edgewood	1	0	0	0	1	0	0	0
Florida City	13	5	0	0	4	0	9	5
Fort Lauderdale	0	0	0	0	0	0	0	0
Jacksonville	49	37	0	0	2	1	47	36
Lakeland	6	6	0	0	0	0	6	6
Manatee County	2	3	0	0	0	0	2	3
Medley	0	0	0	0	0	0	0	0
Miami	5	8	0	0	0	0	5	8
North Miami	1	2	0	0	0	1	1	1
North Miami Beach	6	1	0	0	0	0	6	1
Ocoee	1	0	0	0	0	0	1	0
Orange County	50	60	0	0	1	4	49	56
Orange Park	2	0	0	0	0	0	2	0
Orlando	0	0	0	0	0	0	0	0
Osceola	14	18	0	0	0	0	14	18
Palatka	0	1	0	0	0	0	0	1
Palm Beach County	5	10	0	0	1	2	4	8
Palm Coast	0	0	0	0	0	0	0	0
Pinecrest	2	3	0	0	0	0	2	3
Sarasota	2	2	0	0	0	0	2	2
Sunrise	4	5	0	0	0	0	4	5
Tamarac	7	5	0	0	0	0	7	5
Tampa	5	8	0	0	0	1	5	7
West Palm Beach	7	5	0	0	2	0	5	5
Grand Total	191	185	0	0	11	10	180	175

Appendix B: Crashes Involving Running Red Light

Jurisdiction	Possible Injury Before	Possible Injury After	Non-Incapacitating Injury Before	Non-Incapacitating Injury After	Incapacitating Injury Before	Incapacitating Injury After	Fatal Before	Fatal After
Aventura	0	0	0	0	1	0	0	0
Clermont	2	0	2	1	0	1	0	0
Davie	0	0	0	0	0	0	0	0
Edgewood	1	0	0	0	0	0	0	0
Florida City	2	1	1	0	1	0	0	0
Fort Lauderdale	0	0	0	0	0	0	0	0
Jacksonville	10	11	7	3	7	3	1	0
Lakeland	1	1	2	2	0	1	0	0
Manatee County	0	0	0	0	1	3	0	0
Medley	0	0	0	0	0	0	0	0
Miami	0	2	0	2	1	1	0	0
North Miami	1	0	0	0	0	0	0	0
North Miami Beach	3	0	1	0	0	0	0	0
Ocoee	0	0	1	0	0	0	0	0
Orange County	11	15	10	7	2	12	0	0
Orange Park	1	0	1	0	0	0	0	0
Orlando	0	0	0	0	0	0	0	0
Osceola	2	5	2	7	3	1	0	0
Palatka	0	0	0	0	0	0	0	0
Palm Beach County	2	2	1	1	2	1	0	0
Palm Coast	0	0	0	0	0	0	0	0
Pinecrest	0	0	1	2	0	0	0	0
Sarasota	1	0	1	1	0	0	0	0
Sunrise	2	1	0	1	0	0	0	0
Tamarac	1	4	2	0	1	0	0	0
Tampa	2	2	1	3	1	1	0	1
West Palm Beach	3	2	1	2	1	1	0	0
Grand Total	45	46	34	32	21	25	1	1

Appendix C: Crashes Involving Non-Motorists Before and After Red Light Camera Implementation

Jurisdiction	# Intersections	non-motorist before	non-motorist after	non-motorist % change
Aventura	1	1	1	0.00%
Clermont	4	0	0	---
Davie	1	0	0	---
Edgewood	1	0	0	---
Florida City	1	3	2	-33.33%
Fort Lauderdale	3	1	2	100.00%
Gulf Breeze	1	0	0	---
Jacksonville	26	9	9	0.00%
Lakeland	6	4	3	-25.00%
Manatee County	5	2	0	-100.00%
Medley	1	0	0	---
Miami	6	1	0	-100.00%
North Miami	1	0	0	---
North Miami Beach	5	1	2	100.00%
Ocoee	2	0	1	---
Orange County	29	11	12	9.09%
Orange Park	3	1	0	-100.00%
Orlando	1	0	0	---
Osceola	13	1	2	100.00%
Palatka	2	0	0	---
Palm Beach County	3	5	2	-60.00%
Palm Coast	2	0	0	---
Pinecrest	4	0	2	---
Sarasota	6	4	2	-50.00%
Sunrise	5	2	0	-100.00%
Tamarac	7	3	3	0.00%
Tampa	4	2	2	0.00%
West Palm Beach	5	5	0	-100.00%
Grand Total	148	56	45	-19.64%

Appendix D: Glossary of Terms

Angle Crash	A crash where two vehicles impact at an angle. For example, the left front of one vehicle impacts the side of another vehicle.
Rear-End Crash	A crash where the front of one vehicle impacts the back of another vehicle.
Non-incapacitating Injury	Any visible injuries such as bruises, abrasions, limping, etc.
Incapacitating Injury	Any visible signs of injury from a crash or person(s) who had to be carried from the scene.
Fatal Injury	Any injury that results in death within a 30 day period after the crash occurred.
Non-Motorist	Any person other than an occupant of a motor vehicle in transport. This includes pedestrians, occupants of other motor vehicles not in transport and occupants of transport vehicles other than motor vehicles.

Appendix E: Jurisdiction Responses to Survey

Name of Jurisdiction (City or County)	What Department oversees the red light camera program in your jurisdiction?	Provide the contact information of the person completing the survey				Has your jurisdiction operated red light cameras within the reporting period (July 1, 2015 - June 30, 2016)?	What red light camera vendor(s) does your jurisdiction use?			
		Name	Agency	Email Address	Phone Number		American Traffic Solutions (ATS)	Redflex	Xerox	Other (please specify)
Anopka Police Department	Police Department	Lt. Stephan Brick	Apopka P.D.	swbrick@apopka.net	407-703-1771	Yes	X			
Bal Harbour Village	Police Department	Pamela Flanders	Bal Harbour Police Department	pflanders@balharbourfl.gov	305-866-5000	Yes	X			
Campbellton	Public Safety - Law Enforcement	Heleen Rhynes	Town of Campbellton	h32326@bellsouth.net	(850) 263-4535	Yes	X			
City of Aventura	Community Development, Code Compliance	Jeanne Carr	City of Aventura	ccarr@cityofaventura.com	305-466-8940	Yes	X			
City of Boynton Beach	Traffic Unit	CSO A. Petriello #072	Boynton Beach Police Dept.	petrielloa@bbfl.us	561-749-6119	Yes	X			
City of Bradenton	Police Department - Traffic Unit	Sgt. Phillip E. Waller	Bradenton Police Department	phl.waller@cityofbradenton.com	941-932-9300x318	Yes		X		
City of Brooksville	Brooksville Police Department	Richard C. Hanks	Brooksville Police Department	rhanks@cityofbrooksville.us	352-540-3800	Yes				Scensys America
City of Clearwater	Patrol/Special Operations/Traffic	Lt. Michael Walek	Clearwater Police Department	michael.walek@myclearwater.com	727-562-4119	Yes		X		
City of Clermont	Police Department - Traffic	Diane Carter	Clermont Police Department	dcarter@clermontfl.org	352-394-5588	Yes	X			
City of Clewiston	Police Department	Lieutenant Michael J. Rowan	Clewiston Police Department	rowanmj@clcpn.net	863-985-1474	Yes	X			
CITY OF CORAL GABLES	POLICE DEPT/SPECIAL ENFORCEMENT DIV	ALEX CASTELLO	CITY OF CORAL GABLES	ACASTELLO@CORALGABLES.COM	305-722-8669	Yes	X			
City of Edgewood	Traffic Infraction Enforcement Officer	Stacey Salemi	Edgewood Police Department	ssalemi@edgewood-fl.gov	407851.2820	Yes				GATSO
City of Florida City	Patrol	Michelle Ramirez	Florida City Police Department	mramirez@floridacityfl.gov	305-248-0571	Yes	X			
City of Groveland	Police	Cheyenne Gefford	City of Groveland/Police Department	cheyenne.gefford@groveland-fl.gov	352-429-4166	Yes	X			Scensys America, Inc.
City of Gulf Breeze	Police	Robert Randle	Gulf Breeze Police Department	rrandle@gulfbreeze-fl.gov	850-934-5121	Yes				
City of Gulfport	Police Department	Robert Vincent	Gulfport Police Department	rvincent@mygulfport.us	727-895-1049	Yes	X			
CITY OF HAINES CITY	POLICE DEPARTMENT	TIM GLOVER	HAINES CITY POLICE DEPARTMENT	TGLOVER@HAINESCITYPD.COM	863-632-1386 EXT 2267	Yes	X			
City of Homestead	Police Department	Lt. Thomas Surman	Homestead Police Department	tsurman@homesteadpolice.com	305-224-5411	Yes	X			
City of Kissimmee	Police and City Attorney	R. Moore	Kissimmee Police	rmoore@kissimmee.org	407-847-0176 ext. 3266	Yes		X		
City of Miami Gardens	Police Department	William Bamford	Miami Gardens Police Department	william.bamford@mngpdfl.org	305.474.1391	Yes	X			
City of Miami, Florida	Police Red Light Camera Unit/Administration Division	Ofc. Michael Vega #731	City of Miami Police Department	731@miami-police.org	305-603-6710	Yes	X			
City of New Port Richey	Police Department	Kim Bogart, Chief of Police	New Port Richey Police Department	kbogart@cityofnewportrichey.org	727-841.4550 Ext. 1.16	Yes	X			
City of Ocoee	Police	Lt. Bill Wagner	Ocoee Police Department	wagner@ocoee.org	407-905-3160	Yes	X			
City of Opa-locka Police Department	Traffic Unit	Sgt. Marcos Gonzalez	City of Opa-locka Police Department	mgonzalez@opalockapd.com	3059532877 ext.235	Yes	X			
City of Orlando	Economic Development, Code Enforcement	Raymond Rodriguez	Code Enforcement	raymond.rodriguez@cityoforlando.net	(407)246-2487	Yes	X			
City of Palm Coast	Code Enforcement Division	Barbara Grossman	City of Palm Coast	bgrossman@palmcoast.gov.com	386-966-4739	Yes	X			
City of Port Richey	Police Department	Ryan Runge	Port Richey Police Department	r.runge@cityofportrichey.com	7278350974	Yes	X			
City of Sarasota	Police	Bryan Graham	Sarasota Police Department	bryan.graham@sarasotafl.gov	941.954.7022	Yes	X			
City of South Pasadena	Administration and Public Safety	Carley Lewis	City of South Pasadena	clewis@mysouthpasadena.com	727-347-4171	Yes	X			
City of Tallahassee	Department	Allen Secrest	City of Tallahassee	allen.secrest@tal.gov.com	(850) 891-8273	Yes			X	
City of Tamarae	Broward Sheriff's Office - Traffic Unit	Barry A Berbow	Broward Sheriff's Office	Barry_Berbow@sheriff.org	954-247-6002	Yes	X			
City of Tampa	Tampa Police Department	Corporal Paul Smalley	Tampa Police Department	paul.smalley@tampapd.net	813-246-2035	Yes	X			
City of Winter Park	Special Operations	Samuel Belfiore / Sgt Stan Lacke	Winter Park Police Department	sbelfiore@cityofwinterpark.org / slacke@cityofwinterpark.org	407-645-1652 / 407-599-3512	Yes				GATSO
Green Cove Springs	Green Cove Springs Police Department	Officer J.J. Faro, Jr.	Green Cove Springs Police Department	JFaro@gcpspd.com	904.631.9807	Yes	X			

Appendix E: Jurisdiction Responses to Survey

Name of Jurisdiction (City or County)	As of July 1, 2015, how many RLC's were operational?	As of June 30, 2016, how many RLC's were operational?	Difference # RLC's	As of July 1, 2015, at how many intersections were RLC's operational?	As of June 30, 2016, at how many intersections were RLC's operational?	Difference # Intersections	Please provide the following information regarding NOVs issued for RLC violations in your jurisdiction between July 1, 2015 and June 30, 2016						
							Total #	# Paid	# Contested & pending	# Contested & dismissed	# Contested & upheld	# issued as UTC	# Pending issuance as UTC
Anopka Police Department	21	21	0	11	11	0	33754	21905	76	99	1065	10214	0
Bell Harbour Village	5	5	0	3	3	0	10235	6235	20	292	101	3201	0
Campbellton	2	0	-2	1	0	-1	83	24	2	0	2	0	0
City of Aventura	15	13	-2	7	7	0	51142	30121	1388	4	0	17329	0
City of Boynton Beach	15	15	0	7	7	0	27592	15563	295	36	469	9350	2679
City of Bradenton	7	7	0	6	6	0	8187	7081	3	10	35	1624	135
City of Brooksville	16	16	0	16	16	0	15890	9273	11	6	72	3050	911
City of Clearwater	3	3	0	2	2	0	16118	10868	21	36	51	3094	213
City of Clermont	6	6	0	4	4	0	7977	5185	27	19	104	2088	52
City of Clewiston	0	2	2	0	2	2	220	165	0	0	1	181	0
CITY OF CORAL GABLES	5	5	0	4	4	0	5632	3565	1701	18	56	1295	0
City of Edgewood	3	3	0	2	2	0	8837	5870	8	6	20	1156	1
City of Florida City	7	7	0	7	7	0	30156	26415	0	0	0	9546	2959
City of Groveland	2	2	0	2	2	0	2297	1566	0	14	10	594	0
City of Gulf Breeze	6	6	0	3	3	0	7638	5668	9	1	8	1509	660
City of Gulfport	3	0	-3	3	0	-3	5370	3202	44	61	18	2008	0
CITY OF HAINES CITY	13	13	0	7	7	0	15948	11394	13470	134741	134793	4093	0
City of Homestead	4	4	0	3	3	0	5514	2898	2	15	158	2442	199
City of Kissimmee	16	16	0	9	9	0	23011	15159	10	20	70	6790	119
City of Miami Gardens	28	28	0	15	15	0	128476	63686	12958	41466	10366	64790	0
City of Miami, Florida	143	123	-20	86	75	-11	186967	115332	1188	656	1733	55804	1145
City of New Port Richey	9	9	0	6	6	0	21286	14364	243	70	276	4936	Unavailable
City of Ocoee	7	7	0	4	4	0	7667	4616	0	18	115	2803	17
City of Opa-locka Police Department	9	9	0	4	4	0	20763	9008	0	92	343	9923	0
City of Orlando	29	32	3	14	15	1	34504	23681	3	58	122	9851	0
City of Palm Coast	4	4	0	4	4	0	3566	2259	231	2	66	555	323
City of Port Richey	5	5	0	2	2	0	8210	5750	24	10	78	932	0
City of Sarasota	23	23	0	10	10	0	25346	19095	244	11	216	5648	0
City of South Pasadena	5	0	-5	4	0	-4	4263	3176	0	2	68	912	0
City of Tallahassee	19	0	-19	7	0	-7	Data no longer available	Red Light Camera Program ended 08/17/2015	Data no longer available	Red Light Camera Program ended 08/17/2015	Data no longer available	Red Light Camera Program ended 08/17/2015	Red Light Camera Program ended 08/17/2015
City of Tamarac	15	15	0	8	8	0	18200	10093	754	8	97	1840	0
City of Tampa	54	46	-8	21	18	-3	71989	45801	N/A	234	775	24033	24033
City of Winter Park	8	8	0	6	6	0	16100	12115	100 Contested / 0 Pending	100 Contested / 14 Dismissed	100 Contested / 86 Upheld	1967	650
Green Cove Springs	5	5	0	3	3	0	7940	5612	21	79	81	2074	0

Appendix E: Jurisdiction Responses to Survey

Name of Jurisdiction (City or County)	How many registration holds did your jurisdiction request as a result of RL C violations during the reporting period (July 1, 2015 - June 30, 2016)?	How does your jurisdiction submit crash data to the Department?	In order to identify the number of repeat offenders, please provide the number of distinct vehicle owners issued Notices of Violation for multiple red-light camera violations.	Have court cases impacted your red light camera program?	
				Response	Details
Anopka Police Department	216	Electronically	3053	Yes	Changes were made to improve process
Bal Harbour Village	0	Electronically	353	Yes	
Campbellton	0	Both	1	No	
City ofventura	0	Electronically	5171	Yes	the program was upheld by the Court
City of Boynton Beach	288	Electronically	2176	Yes	
City of Bradenton	12	Electronically	1	No	
City of Brooksville	30	Electronically	1283	No	
City of Clearwater	6	Electronically	494	Yes	Initial review of all violations and all UTC mailings are handled by the Traffic Infraction Officer.
City of Clermont	Our office does not perform registration holds	Electronically	378	Yes	AREM ruling resulting in monthly dismissals of UTC's
City of Clewiston	None	Electronically	Information not collected	No	N/A
CITY OF CORAL GABLES	NONE	Electronically	117	Yes	DRIVERS ARE MORE CAUTIOUS OF RUNNING RED LIGHTS
City of Edgewood	14	Electronically	385	Yes	
City of Florida City	258	Electronically	2597	Yes	
City of Groveland	0	Paper	1	No	
City of Gulf Breeze	0	Electronically	252	No	
City of Gulfport	0	Electronically	300	Yes	Influenced decision by elected body to cancel the program in March 2016
CITY OF HAINES CITY	0*	Electronically	700	No	
City of Homestead	0	Electronically	300	No	Program has remained the same
City of Kissimmee	97	Electronically	1060	No	No cases have impacted the 5th Judicial Circuit
City of Miami Gardens	1166	Electronically	16893	Yes	AreM
City of Miami, Florida	1055	Both	20057	Yes	Hollywood v. AreM &ventura v. Jimenez cases
City of New Port Richey	3	Both	1655	No	Six cases were stayed temporarily
City of Ocoee	0	Both	562	No	not during this period of time
City of Opa-locka Police Department	0	Electronically	1385	Yes	Law Changes changing the process. Some task redundant losing time
City of Orlando	54	Electronically	1109	Yes	
City of Palm Coast	0	Electronically	167	Yes	
City of Port Richey	0	Electronically	261	No	
City of Sarasota	153	Electronically	1291	No	
City of South Pasadena	0	Electronically	142	Yes	
City of Tallahassee	Information not available	Electronically	Data not tracked	No	Minimal Impact.
City of Tamarac	53	Both	719	Yes	Program suspended by city from 07/01/15 thru 08/25/15 for BRQ modifications.
City of Tampa	None	Electronically	59459	Yes	Pending Class Action Suit
City of Winter Park	0	Electronically	743	No	No significant change in violations
Green Cove Springs	23	Both	311	Yes	City of Hollywood v. AreM caused unnecessary redundant workload

Appendix E: Jurisdiction Responses to Survey

Name of Jurisdiction (City or County)	Other than traffic crashes, please rank the following factors on importance when selecting which intersections to install RLCs						What factors are used to determine the success/failure of each camera location? (select all that apply)					
	Traffic citation data	Citizen complaints	Law Enforcement Officer observations	Traffic Volume	Pedestrian safety	Other (please specify)	Response	If yes, why?	change in number of crashes	change in pedestrian safety	change in revenue	Other (please specify)
Apopka Police Department	Very Important	Very Important	Somewhat Important	Somewhat Important	Very Important		No		X	X		Change in number of violations
Bal Harbour Village	Very Important	Very Important	Very Important	Very Important	Very Important		No		X	X		
Campbellton	Somewhat Important	Somewhat Important	Somewhat Important	Very Important	Very Important		No		X	X	X	
City of Aventura	Very Important	Somewhat Important	Somewhat Important	Somewhat Important	Very Important		No		X			Number of Violations
City of Boynton Beach	Very Important	Somewhat Important	Somewhat Important	Very Important	Very Important		No		X			
City of Bradenton	Very Important	Somewhat Important	Somewhat Important	Very Important	Very Important		No		X			
City of Brooksville	Very Important	Very Important	Very Important	Very Important	Very Important		No		X	X		
City of Clearwater	Very Important	Very Important	Very Important	Very Important	Very Important		No		X	X		Change in number of straight through and right turn violations
City of Clermont	Very Important	Very Important	Very Important	Very Important	Very Important		No		X	X		
City of Clewiston	N/A	N/A	N/A	N/A	Very Important	N/A	No	N/A				No data collected
CITY OF CORAL GABLES	Very Important	Very Important	Very Important	Very Important	Very Important		No		X	X		
City of Edgewood	Very Important	Somewhat Important	Very Important	Very Important	Very Important		No		X			
City of Florida City	Very Important	Very Important	Very Important	Very Important	Very Important		No		X	X	X	
City of Groveland	Not Important	Very Important	Very Important	Very Important	Very Important		No		X	X		
City of Gulf Breeze	Very Important	Somewhat Important	Very Important	Very Important	Somewhat Important		No		X	X		
City of Gulfport	Not Important	Somewhat Important	Somewhat Important	Very Important	Somewhat Important		No		X			
CITY OF HAINES CITY	Very Important	Very Important	Very Important	Very Important	Very Important		No		X	X		
City of Homestead	N/A	N/A	N/A	N/A	N/A	Program has remained the same since 2009	No					Program has remained the same since inception.
City of Kissimmee	Very Important	Somewhat Important	Somewhat Important	Very Important	Somewhat Important		No		X	X		
City of Miami Gardens	Somewhat Important	Somewhat Important	Somewhat Important	Very Important	Very Important		No		X			
City of Miami, Florida	Very Important	Very Important	Somewhat Important	Not Important	Very Important		No		X	X		Lower amount of violations being issued show more compliance
City of New Port Richey	Somewhat Important	Very Important	Very Important	Very Important	Very Important		Yes	Four cameras were removed due to significant reducing in number of violations.	X	X		Increase or decrease in number of Notices of Violations issued = Success/Failure
City of Ocoee	Somewhat Important	Very Important	Very Important	Somewhat Important	Very Important		No		X	X		
City of Opa-locka Police Department	Somewhat Important	Very Important	Very Important	Somewhat Important	Very Important		No		X	X		
City of Orlando	Very Important	Very Important	Very Important	Very Important	Very Important		No		X			change in the number of crash/right angle
City of Palm Coast	Somewhat Important	Not Important	Very Important	Very Important	Very Important		No		X			
City of Port Richey	Very Important	Very Important	Very Important	Very Important	Very Important		No		X	X		
City of Sarasota	Somewhat Important	Somewhat Important	Somewhat Important	Somewhat Important	Somewhat Important		No		X			
City of South Pasadena	Very Important	Very Important	N/A	Very Important	Very Important		No			X		
City of Tallahassee	Very Important	Somewhat Important	Very Important	Somewhat Important	Very Important		No		X			Change in number of red light violations
City of Tamarac	Somewhat Important	Somewhat Important	Somewhat Important	Somewhat Important	Very Important		No		X	X		reduction in repeat offenders
City of Tampa	Very Important	Very Important	Somewhat Important	Very Important	Very Important		No		X	X		
City of Winter Park	Very Important	Somewhat Important	Very Important	Very Important	Very Important		No		X	X		
Green Cove Springs	Somewhat Important	Very Important	Very Important	Very Important	Very Important		No		X			Amount of Violations

Appendix E: Jurisdiction Responses to Survey

Name of Jurisdiction (City or County)	Who reviews the camera images before Notices of Violation are issued?				Who reviews contested Notices of Violation? (select all that apply)				Who issues Uniform Traffic Citations if Notices of Violation are unpaid? (select all that apply)			
	Law Enforcement Officer	Non-sworn government employee	Non-sworn contractor employee (vendor)	Other (please specify)	Law Enforcement Officer	Non-sworn government employee	Non-sworn contractor employee (vendor)	Other (please specify)	Law Enforcement Officer	Non-sworn government employee	Non-sworn contractor employee (vendor)	Other (please specify)
Anopka Police Department	X				X				X			
Bal Harbour Village	X				X				X			
Campbellton	X				X				X			
City of Aventura	X				X				X			
City of Boynton Beach	X	X			X	X			X			
City of Bradenton	X				X				X			
City of Brooksville	X				X				X			
City of Clearwater				Traffic Enforcement Officer (civilian)				Traffic Enforcement Officer (civilian)				Traffic Enforcement Officer (civilian)
City of Clermont		X	X			X	Magistrate		X			Healing Officer
City of Clewiston	X				X					X		
CITY OF CORAL GABLES	X	X			X	X			X			
City of Edgewood		X				X			X			
City of Florida City	X				X				X			
City of Groveland	X		X		X					X		
City of Gulf Breeze	X	X			X	X			X			
City of Gulfport	X							Local Hearing Officer	X			
CITY OF HAINES CITY	X				X				X			
City of Homestead	X					X			X			
City of Kissimmee		X				X			X			
City of Miami Gardens	X	X			X				X			
City of Miami, Florida	X								X			Traffic Infraction Enforcement Officers
City of New Port Richey		X				X				X		
City of Ocoee	X	X						contracted hearing officer	X			
City of Opa-locka Police Department	X				X				X			
City of Orlando		X				X				X		
City of Palm Coast		X				X			X			
City of Port Richey	X	X			X	X			X			
City of Sarasota	X	X			X	X			X			
City of South Pasadena			X						X	X		
City of Tallahassee	X		X		X				X			
City of Tamarac	X	X			X	X			X			
City of Tampa	X							Traffic Magistrate	X			
City of Winter Park	X	X			X	X				X		
Green Cove Springs	X				X				X			

Appendix E: Jurisdiction Responses to Survey

Name of Jurisdiction (City or County)	What action(s) has your jurisdiction taken to improve safety measures as a result of your red light camera program?						Has red light camera footage been used to investigate other crimes?	If yes, please select all that apply (if no, select N/A)			
	Engineering N/A	Increased signage at intersection(s) w/RLC	Increased signage at intersection(s) w/o RLC	Increased signage N/A	Lighting at intersection(s) w/RLC	Lighting at intersection(s) w/o RLC		Lighting N/A	Crash investigation	Criminal investigation	Missing person
Apopka Police Department		X			X			X	X		
Bal Harbour Village	X	X						X	X		Robbery
Campbellton	X	X						X	X		Felony Battery Case. Video was not useful.
City of Aventura	X			X				X	X		insurance request
City of Boynton Beach	X			X				X	X		
City of Bradenton	X	X						X	X		
City of Brooksville	X	X						X	X	X	
City of Clearwater	X	X						X	X		
City of Clermont	X			X				X	X		Video evidence of incident
City of Clewiston	X			X				X	X		
CITY OF CORAL GABLES	X			X				X	X		
City of Edgewood				X				X	X	X	
City of Florida City	X			X				X	X	X	
City of Groveland	X	X						X	X		
City of Gulf Breeze	X	X						X			N/A
City of Gulfport	X			X				X	X		
CITY OF HAINES CITY	X			X				X	X		
City of Homestead	X			X				X	X		
City of Kissimmee	X			X				X	X	X	
City of Miami Gardens				X				X	X		
City of Miami, Florida	X	X						X	X	X	Burglaries, Homicides, Unknown death, Robberies, Sexual Offences, Hit & Runs, Shootings, etc.
City of New Port Richey	X			X				X	X		
City of Ocoee				X				X	X		
City of Opa-locka Police Department		X			X			X	X		
City of Orlando		X						X	X	X	internal police investigations
City of Palm Coast				X				X	X	X	
City of Port Richey	X			X				X	X		insurance request and client request
City of Sarasota	X			X				X	X	X	
City of South Pasadena	X			X				X	X		
City of Tallahassee				X				X	X		
City of Tamarac	X			X				X	X		
City of Tampa		X						X	X		
City of Winter Park	X			X				X	X		
Green Cove Springs	X			X				X	X		

Appendix E: Jurisdiction Responses to Survey

Name of Jurisdiction (City or County)	Is your jurisdiction continuing the red light camera program in Fiscal Year 2016-2017?	Has your jurisdiction conducted an independent red light camera analysis?	Please provide any specifications/clarifications for any of your answers.
Apopka Police Department	Yes	No	N/A
Bell Harbour Village	Yes	No	
Campbellton	No	No	N/A
City of Aventura	Yes	Yes	video is used for hit & run, shoplifting, fraud and other police department investigations
City of Boynton Beach	No	No	
City of Bradenton	No	No	13.) Unable to provide proper answer with search tools provided by Xerox//11/21 and 22.) Right turn on red violations are only issued out for intersections where a sign prohibits the right turn on red. Number provided in 22 is only from that intersection
City of Brooksville	Yes	No	# 22 The vendor does not have a method of separating right on red violations from straight through violations
City of Clearwater	Yes	No	N/A
City of Clermont	Yes	Yes	Our agency conducts analysis on stats, accidents, and video requests
City of Clewiston	No	No	N/A
CITY OF CORAL GABLES	Yes	No	N/A
City of Edgewood	Yes	No	
City of Florida City	Yes	No	
City of Groveland	No	Yes	
City of Gulf Breeze	Yes	Yes	#18 - The last step in issuance of a violation is the review and approval by a sworn officer.
City of Gulfport	No	No	
CITY OF HAINES CITY	Yes	No	* NO DMV HOLDS WERE COMPLETED AS WE HAD ISSUES GETTING DMV TO ACCEPT OUR INFORMATION. THIS HAS BEEN CORRECTED
City of Homestead	Yes	No	
City of Kissimmee	Yes	No	N/A
City of Miami Gardens	Yes	Yes	
City of Miami, Florida	Yes	No	
City of New Port Richey	Yes	No	
City of Ocoee	Yes	No	
City of Opa-Locka Police Department	Yes	No	
City of Orlando	Yes	No	
City of Palm Coast	Yes	Yes	
City of Port Richey	Yes	No	
City of Sarasota	Yes	No	Question 10; part 7 cannot be answered as the number changes daily as violation notices are paid or not paid.
City of South Pasadena	No	No	
City of Tallahassee	No	No	N/A
City of Tamarac	Yes	No	Numbers 18-20: non-sworn government employee is a certified traffic infraction enforcement officer. Number 24: No data available stating Broward County improved safety measures as a result of red light camera program. HALO technology added to several intersections within jurisdiction. Some intersections have been upgraded with new traffic signals and paving.
City of Tampa	Yes	No	
City of Winter Park	Yes	No	None
Green Cove Springs	Yes	No	N/A

Appendix E: Jurisdiction Responses to Survey

Name of Jurisdiction (City or County)	What Department oversees the red light camera program in your jurisdiction?	Provide the contact information of the person completing the survey				Has your jurisdiction operated red light cameras within the reporting period (July 1, 2015 - June 30, 2016)?	What red light camera vendor(s) does your jurisdiction use?			
		Name	Agency	Email Address	Phone Number		American Traffic Solutions (ATS)	Redflex	Xerox	Other (please specify)
Hillsborough County	Hillsborough County Sheriff's Office	Corporal Nicole Aikens	Hillsborough County Sheriff's Office	naikens@hscso.tampapa.fl.us	813-247-0985	Yes	X			
Jacksonville, FL	Jacksonville Sheriff's Office	Mr. Larry Jones	Jacksonville Sheriff's Office	larry.jones@jaxsheriff.org	904-630-2160	Yes		X		
Lakeland	Lakeland Police	Scott Wisneski	Lakeland Police	scott.wisneski@lakelandgov.net	863-608-6649	Yes	X			
Maitland	Police Department	Dawn D'Ambrosio	Maitland Police Department	ddambrosio@maitlandpd.org	407-875-2810	Yes			Galso	
Manatee County Government	Building and Development Services	Vicki Gibson	Manatee County Government	vicki.gibson@mymnatee.org	(841) 748-2071	Yes			X	
Miami Beach	Miami Beach PD Traffic Unit	Sgt. Joaquin Rodriguez	Miami Beach PD	joaquinrodriguez@miamibeachfl.gov	305-675-7776 ext.5768	Yes			X	
Miami Springs	Police Department	Lieutenant Jimmy Deal	Miami Springs Police Department	idea@mispd.us	3058871444	Yes	X			
Milton Police, Milton Florida	Patrol	Katherine McDaniels	Milton Police	mcDanielsk@flcp.net	850-983-5423	Yes	X			
North Miami	North Miami Police Department	PSA Joseph	North Miami Police Department	joseph@northmiamipolice.com	305-891-0294	Yes	X			
North Miami Beach	North Miami Beach Police Department	Tiffany Argueta-Cruz	North Miami Beach Police Department	Tiffany.Argueta-Cruz@mmbpd.org	(954) 354-4460	Yes	X			
Orange County	Public Works	Alyssa Eide	Orange County Traffic Engineering	Alyssa.Eide@ocfl.net	407-836-7892	Yes	X			
Orange Park FL Clay	Orange Park Police Department	Gary Goble	Orange Park Police Department	ggoble@townofop.com	904-278-3006	Yes	X			
Osceola County	Public Works	Joedel Zaballero	Osceola County	joedel.zaballero@osceola.org	407-742-0623	Yes	X			
Palatka	Palatka Police Department	Capt. Bobby Williams	Palatka Police Department	Twilliams@palatka.fl.gov	386-329-0115	Yes	X			
Sunrise	Police	Sgt. Stephen Allen	Sunrise Police Department	sallen@sunrisefl.gov	954-746-3387	Yes	X			
SWEETWATER (MIAMI-DADE)	SWEETWATER	OFFICER STEVEN LOPEZ	SWEETWATER PD	SLOPEZ@CTYOFWSWEETWATER.FL.GOV	305-552-9900	Yes	X			
Town of Davie	Police	John Wilson	Davie Police Department	John_Wilson@Davie-FL.Gov	954-693-8342	Yes	X			
Town of Kenneth City	Kenneth City Police Department	John Fugate Jr.	Kenneth City Police Department	fugatej@kennethcityfl.org	727-498-8942	Yes	X			
Town of Medley	Police	John Wilson	Medley Police Department	John.Wilson@MedleyPD.com	(954) 931-2149	Yes	X			
Town Of Surfside	Surfside PD	Sgt. Patrick McKenna	Surfside PD	pmckenna@townofsurfsidefl.gov	305-861-4862	Yes	X			
Village of Key Biscayne	Traffic Unit	Sergeant Brian Kemmerer	Key Biscayne Police Department	bkemmerer@kbpd.net	305-365-5555	Yes	X			
Village of Pinecrest	Police Department	J. C. Gonzalez	Village of Pinecrest Police Department	jgonzalez@pinecrest.fl.gov	(305)234-2100 x385	Yes		X		
West Park	Public Works	John Wilson	City of West Park	Wilson@Cityofwestpark.org	(954) 931-2149	Yes	X			
Cutler Bay	Community Development	Elena Garcia	Town of Cutler Bay	egarcia@cutlerbay-fl.gov	305-35-4262 ext.5538	Yes	X			
West Miami	West Miami Police	Frank Fernandez	West Miami	fernandez@westmiamipolice.org	305-266-0530	Yes	X			

Appendix E: Jurisdiction Responses to Survey

Name of Jurisdiction (City or County)	Please provide the following information regarding NOVs issued for RLC violations in your jurisdiction between July 1, 2015 and June 30, 2016												
	As of July 1, 2015, how many RLC's were operational?	As of June 30, 2016, how many RLC's were operational?	Difference # RLC's	As of July 1, 2015, at how many intersections were RLC's operational?	As of June 30, 2016, at how many intersections were RLC's operational?	Difference # Intersections	Total #	# Paid	# Contested & pending	# Contested & dismissed	# Contested & upheld	# Issued as UTC	# Pending issuance as UTC
Hillsborough County	10	10	0	6	6	0	41439	28022	452	10	258	12522	N/A
Jacksonville, FL	40	41	1	26	27	1	50159	32248	63	22	276	15578	218
Lakeland	18	18	0	11	11	0	25438	15701	218	544	728	8077	0
Maitland	4	4	0	3	3	0	7077	5098	0	3	21	965	150
Manatee County Government	8	9	1	6	7	1	12722	9377	71	7	62	1980	19
Miami Beach	10	10	0	9	9	0	13715	11119	0	0	0	1317	0
Miami Springs	4	4	0	4	4	0	10587	6554	0	31	156	3856	0
Milton Police, Milton Florida	5	1	-4	1	1	0	2808	2079	0	2	16	664	0
North Miami	21	0	-21	10	0	-10	11363	4621	0	180	210	5856	0
North Miami Beach	5	4	-1	5	4	-1	17667	8885	0	76	282	6707	1146
Orange County	50	50	0	36	36	0	75627	47069	1105	30	339	24922	1512
Orange Park FL Clay	7	7	0	3	3	0	8197	5780	8	9	62	2037	0
Osceola County	18	18	0	9	9	0	7280	4496	0	110	40	2397	0
Palatka	6	6	0	6	6	0	4916	2560	1000	200	600	400	0
Surfside	13	13	0	10	10	0	29953	15092	12799	94	385	762	12131
SWEETWATER (MIAMI-DADE)	8	1	-7	2	1	-1	20742	12738	1465	127	295	6412	1465
Town of Davie	16	4	-12	8	3	-5	4283	2030	12	14	36	2159	0
Town of Kenneth City	7	0	-7	4	0	-4	unknown as I cannot access AITS database.	same as above.	same as above.	same as above.	same as above.	same as above.	same as above.
Town of Medley	4	1	-3	3	1	-2	6386	4412	23	21	52	1454	0
Town Of Sunrise	5	5	0	5	5	0	7692	4809	189	4	14	2468	177
Village of Key Biscayne	4	4	0	3	3	0	1852	1432	0	60	77	240	67
Village of Pinecrest	4	4	0	4	4	0	7659	5126	20	8	127	1254	388
West Park	6	5	-1	5	4	-1	4041	1700	113	25	23	1459	0
Cutler Bay	5	5	0	2	2	0	4862	2712	229	3	107	1677	0
West Miami	6	6	0	6	6	0	20564	10698	500	1400	788	10000	15000

Appendix E: Jurisdiction Responses to Survey

Name of Jurisdiction (City or County)	How many registration holds did your jurisdiction request as a result of RLC violations during the reporting period (July 1, 2015 - June 30, 2016)?	How does your jurisdiction submit crash data to the Department?	In order to identify the number of repeat offenders, please provide the number of distinct vehicle owners issued Notices of Violation for multiple red-light camera violations.	Have court cases impacted your red light camera program?	
				Response	Details
Hillsborough County	137	Electronically	2039	No	
Jacksonville, FL	0	Electronically	3167	No	
Lakeland	320	Electronically	2154	Yes	We have started a second UTC review process before issuing UTC
Maitland	0	Electronically	175	Yes	Laws affect policies and procedures
Manatee County Government	Our office does not perform registration holds	Both	404	No	
Miami Beach	1318	Electronically	1174	No	
Miami Springs	70	Electronically	305	No	
Milton Police, Milton Florida	14 (9 still active)	Paper	86	No	
North Miami	Unknown	Electronically	594	No	Not Applicable
North Miami Beach	0	Electronically	858	No	
Orange County	0	Electronically	4709	Yes	
Orange Park FL Clay	18	Paper	7487	Yes	We changed the way we issue UTC
Osceola County	None	Electronically	188	No	
Palatka	0	Electronically	120	No	
Sunrise	0	Electronically	1385	Yes	We are not presently issuing UTC's
SWEETWATER (MIAMI-DADE)	267	Both	971	No	
Town of Dawie	0	Paper	132	Yes	Conflicting rulings from appellant courts
Town of Kenneth City	0	Electronically	unknown as I cannot access ATIS database.	No	
Town of Medley	0	Paper	207	Yes	Conflicting appellant court rulings
Town Of Surfside	0	Electronically	268	Yes	In house hearings were put on hold pending the outcome of the Aventura Case
Village of Key Biscayne	0	Electronically	86	No	
Village of Pinecrest	22	Electronically	134	Yes	3rd DCA ruling entered on July 26, 2016, ruling on the City of Aventura vs. Luis Torres Jimenez, rejecting Jimenez's arguments. Hence on 08/03/2016, Motion To Stay and/or to Dismiss was filed by GOLD & Associates, P.A. d/b/a The Ticket Clinic. As a result, all Uniform Traffic Citations (UTC'S) cases in Miami-Dade County are being continued until a final resolution is ruled upon.
West Park	0	Paper	135	Yes	Conflicting rulings from appellant courts
Culter Bay	41	Electronically	160	No	
West Miami	0	Electronically	345	Yes	

Appendix E: Jurisdiction Responses to Survey

Name of Jurisdiction (City or County)	Other than traffic crashes, please rank the following factors on importance when selecting which intersections to install RLCs					Did you relocate any existing red light cameras during the reporting period?			What factors are used to determine the success/failure of each camera location? (select all that apply)			
	Traffic citation data	Citizen complaints	Law Enforcement Officer observations	Traffic Volume	Pedestrian safety	Other (please specify)	Response	If yes, why?	change in number of crashes	change in pedestrian safety	change in revenue	Other (please specify)
Hillsborough County	Very Important	Very Important	Very Important	Very Important	Very Important		No		X	X		
Jacksonville, FL	Not Important	Not Important	Not Important	Not Important	Very Important		No		X			
Lakeland	Somewhat Important	Very Important	Very Important	Somewhat Important	Very Important	N/A	No	N/A	X		X	Lower violations is key to less red light running.
Maitland	Very Important	Somewhat Important	Somewhat Important	Very Important	Very Important		No		X	X		
Manatee County Government	N/A	Very Important	Very Important	N/A	Very Important		No		X			The total number of violations issued annually and whether they are increasing or decreasing.
Miami Beach	Very Important	Very Important	Very Important	Very Important	Very Important		No		X	X		
Miami Springs	Very Important	Somewhat Important	Somewhat Important	Not Important	Very Important	The number of fatality crashes or hit and run crashes that occur at an intersection or approach.	No		X			Increase or decrease in the number of violations issued over a specific period of time.
Milton Police, Milton Florida	Very Important	Very Important	Very Important	Somewhat Important	Very Important		No		X			
North Miami	N/A	N/A	N/A	N/A	N/A	Not Applicable	No					Not Applicable
North Miami Beach	Very Important	Very Important	Very Important	Very Important	Very Important		No		X	X		
Orange County	Somewhat Important	Somewhat Important	N/A	Somewhat Important	Very Important		No		X	X		Change in number of violations
Orange Park FL Clay	Somewhat Important	Somewhat Important	Very Important	Very Important	Very Important		No					Change in Violations
Osceola County	Not Important	Somewhat Important	Very Important	Very Important	Very Important		No		X			
Palatka	Very Important	Very Important	Very Important	Very Important	Very Important		No		X	X		
Surfside	Very Important	Very Important	Very Important	Very Important	Very Important		No		X	X		
SWEETWATER (MIAMI-DADE)	Somewhat Important	Somewhat Important	Very Important	Very Important	Very Important		No			X		
Town of Davie	Somewhat Important	Somewhat Important	Somewhat Important	Somewhat Important	Very Important		No		X			Change in the number of NOV's issued
Town of Kenneth City	N/A	N/A	N/A	N/A	N/A		No					not applicable, program discontinued
Town of Medley	Somewhat Important	Somewhat Important	Somewhat Important	Very Important	Very Important		No		X	X		Change in the number of violations
Town Of Surflide	Very Important	Somewhat Important	Very Important	Somewhat Important	Very Important		No		X	X	X	
Village of Key Biscayne	Very Important	Very Important	Very Important	Very Important	Very Important		No		X	X		
Village of Pinecrest	Somewhat Important	Very Important	Very Important	Somewhat Important	Very Important		No		X			Decrease/increase in number of violations
West Park	Not Important	Somewhat Important	Somewhat Important	Somewhat Important	Very Important		No	WSP-15 has been off-line due to construction				Reduction in the number of violations
Cutler Bay	Very Important	Somewhat Important	Very Important	Very Important	Very Important		No		X			
West Miami	Very Important	Somewhat Important	Very Important	Very Important	Very Important		No		X	X		

Appendix E: Jurisdiction Responses to Survey

Name of Jurisdiction (City or County)	Who reviews the camera images before Notices of Violation are issued?				Who reviews contested Notices of Violation? (select all that apply)				Who issues Uniform Traffic Citations if Notices of Violation are unpaid? (select all that apply)			
	Law Enforcement Officer	Non-sworn government employee	Non-sworn contractor employee (vendor)	Other (please specify)	Law Enforcement Officer	Non-sworn government employee	Non-sworn contractor employee (vendor)	Other (please specify)	Law Enforcement Officer	Non-sworn government employee	Non-sworn contractor employee (vendor)	Other (please specify)
Hillsborough County	X				X				X			
Jacksonville, FL	X		X		X				X			
Lakeland	X				X				X			
Maitland	X		X		X		X		X			
Manatee County Government	X				X				X			
Miami Beach	X	X			X	X			X			
Miami Springs	X	X			X	X			X			
Milton Police, Milton Florida	X							Hearing Officer (Attorney)	X			
North Miami	X			Public Service Aides	X			Public Service Aides	X			Public Service Aides/Becomes a UTC after a certain period of time
North Miami Beach	X	X			X	X			X			
Orange County	X	X	X		X	X			X	X		
Orange Park FL Clay	X				X				X			
Osceola County	X				X				X			
Palatka	X				X				X			
Sunrise	X	X			X	X			X	X		
SWEETWATER (MIAMI-DADE)	X				X			local appointed magistrate	X			
Town of Dawie		X				X				X		
Town of Kenneth City	X				X							Pinellas County Clerk of Court
Town of Medley		X				X			X			
Town Of Surfside	X				X				X			
Village of Key Biscayne	X				X				X			
Village of Pinecrest	X				X				X			
West Park		X				X				X		
Cuiter Bay	X				X				X			
West Miami	X				X				X			

Appendix E: Jurisdiction Responses to Survey

Name of Jurisdiction (City or County)	Do you issue NOV's (through red light camera detection) for persons making right turns on red signals?	# of NOV's were issued for right turns on red during the reporting period? (July 1, 2015 - June 30, 2016)	What action(s) has your jurisdiction taken to improve safety measures as a result of your red light camera program?									
			Intelligent collision prevention system at intersection(s) w/ RLC	Intelligent collision prevention system at intersection(s) w/o RLC	Intelligent collision prevention system N/A	Re-stripping - at intersection(s) w/ RLC	Re-stripping - at intersection(s) w/o RLC	Re-stripping - N/A	Engineering - at intersection(s) w/ RLC	Engineering - at intersection(s) w/o RLC		
Hillsborough County	Yes	90			X				X			
Jacksonville, FL	No		X									
Lakeland	Yes	9008			X				X			X
Maitland	Yes	Not tracked			X					X		
Manatee County Government	Yes	Our jurisdiction does not track those violations							X			X
Miami Beach	Yes	This number is not tracked			X					X		X
Miami Springs	Yes	5805							X			
Milton Police, Milton Florida	No									X		
North Miami	Yes	5767			X					X		
North Miami Beach	Yes	74			X					X		
Orange County	Yes	427			X				X			X
Orange Park FL Clay	Yes	1177			X					X		
Osceola County	Yes	20			X					X		
Palatka	Yes	572			X					X		
Surfside	Yes	18668			X				X			X
SWEETWATER (MIAMI-DADE)	Yes	14804			X					X		X
Town of Davie	No									X		
Town of Kenneth City	Yes	unknown. I cannot access ATS database.			X					X		
Town of Medley	Yes	1813			X					X		
Town Of Sunrise	Yes	100			X					X		
Village of Key Biscayne	Yes	637			X					X		
Village of Pinecrest	No				X					X		X
West Park	No				X					X		
Cutler Bay	No				X					X		
West Miami	Yes	15000			X					X		X

Appendix E: Jurisdiction Responses to Survey

Name of Jurisdiction (City or County)	What action(s) has your jurisdiction taken to improve safety measures as a result of your red light camera program?						Has red light camera footage been used to investigate other crimes?	If yes, please select all that apply (if no, select N/A)			
	Engineering N/A	Increased signage at intersection(s) w/RLC	Increased signage at intersection(s) w/o RLC	Lighting at intersection(s) w/RLC	Lighting at intersection(s) w/o RLC	Lighting N/A		Crash investigation	Criminal Investigation	Missing person	Other (please specify)
Hillsborough County	X		X			X	Yes	X	X	X	Camera footage has been reviewed 64 times.
Jacksonville, FL	X	X				X	Yes	X	X		
Lakeland		X		X			Yes	X	X		Department officers have used footage for misc. crimes committed in their areas of assignment.
Maitland	X		X			X	Yes	X	X		
Manatee County Government		X				X	Yes	X	X		Red light camera video has been used for traffic crashes involving injuries and homicides for time line and suspect identification.
Miami Beach		X		X			Yes	X	X		
Miami Springs	X	X				X	Yes	X	X		
Milton Police, Milton Florida	X			X			Yes	X			Internal Investigations / Client requests and Assisting other agencies SRSO/ Crashes and Criminal Inv
North Miami	X					X	Yes	X	X		Hit and Run accidents, Homicides, Stolen vehicles and etc.
North Miami Beach	X					X	Yes	X	X		
Orange County		X		X			Yes	X	X		
Orange Park FL Clay	X					X	Yes	X	X		
Osceola County	X					X	Yes	X	X		
Palatka	X					X	Yes	X	X		
Surfside		X				X	Yes	X	X		We have pulled video on 137 occasions this past year. We have utilized the video to assist in crash investigations including vehicle fatalities, burglaries, robbery, homicide and kidnapping. We have also supplied video for civil actions relating to traffic crashes.
SHEET WATER (MIAMI-DADE)		X				X	Yes	X	X	X	
Town of Davie	X					X	Yes	X	X		
Town of Kenneth City	X					X	Yes	X	X		
Town of Medley	X					X	Yes	X	X		
Town Of Sunrise	X			X			Yes	X	X		
Village of Key Biscayne	X					X	Yes	X	X		
Village of Pinecrest						X	Yes	X	X		
West Park	X					X	Yes	X	X		
Cutler Bay	X					X	Yes	X	X		
West Miami	X			X		X	Yes	X	X		

Appendix E: Jurisdiction Responses to Survey

Name of Jurisdiction (City or County)	Is your jurisdiction continuing the red light camera program in Fiscal Year 2016-2017?	Has your jurisdiction conducted an independent red light camera analysis?	Please provide any specifications/clarifications for any of your answers.
Hillsborough County	Yes	No	N/A
Jacksonville, FL	Yes	Yes	
Lakeland	Yes	Yes	N/A
Maitland	Yes	Yes	
Manatee County Government	Yes	No	N/A
Miami Beach	Yes	No	Question 10: A, C, D was used in information fields where the information is not trackable by our software.
Miami Springs	Yes	No	
Milton Police, Milton Florida	Yes	No	na
North Miami	No	No	
North Miami Beach	Yes	Yes	
Orange County	Yes	No	
Orange Park FL Clay	Yes	No	
Osceola County	Yes	No	
Palatka	Yes	No	
Sunrise	Yes	Yes	
SWEETWATER (MIAMI-DADE)	Yes	No	
Town of Dawie	Yes	Yes	Independent analysis resulted in a reduction in the number of red light cameras in the Town. We saw considerable reduction in the number of NOV's issued indicating a change in driver behavior
Town of Kenneth City	No	No	I cannot access ATIS database for statistics
Town of Medley	Yes	Yes	MDY03, 10, & 11 are currently off-line due to major construction to improve traffic flow
Town Of Surfside	Yes	No	none
Village of Key Biscayne	Yes	No	
Village of Pinecrest	Yes	No	#22- Worked with the Miami-Dade County Public Works/Waste Management Dept.- Traffic Signals & Signs Division in order to meet/comply the FDOT's Yellow Light Interval Timing Standards at all Red Light Camera Enforced Intersections.
West Park	Yes	Yes	Our analysis resulted in a change to our BRQ's requiring that all videos be sent to us and all videos are reviewed by the Traffic Infraction Enforcement Officer
Cuiter Bay	No	No	
West Miami	Yes	No	N/A

Appendix F: Right Turn Definitions

Name of Jurisdiction (City or County)	Section 316.0083(1)(a), F.S., provides that "A notice of violation and a traffic citation may not be issued for failure to stop at a red light if the driver is making a right-hand turn in a careful and prudent manner at an intersection where right-hand turns are permissible." As this statute does not define "careful and prudent manner," please provide the definition used by your jurisdiction when determining if a violation should be issued.
Apopka Police Department	Having regard for angle, width, grade, curves, corners, vehicles, pedestrians and all other attendant circumstances, including but not limited to speed and visual obstructions, so as not to endanger the life, limb, or property of any person. Note: Damage or injury does not have to occur in order for an event to be considered NOT careful and prudent.
Bal Harbour Village	The following the questions will be asked: 1) Did the vehicle slow down or 2) Did the vehicle/driver yield to pedestrians
Campbellton	When second vehicle has to slow to avoid a crash with violator
City of Aventura	vehicle stops before, at or after the stop bar before turning red at the intersection
City of Boynton Beach	
City of Bradenton	Careful and prudent manner would be coming to a complete stop, ensuring that the driver of the vehicle had enough time to look at oncoming traffic to determine if it was clear to proceed.
City of Brooksville	1/1 miles an hour or over without stopping
City of Clearwater	
City of Clermont	Right hand turn made after exercising caution by slowing down to allow for pedestrians in crosswalk to continue safely and also give right of way to any oncoming traffic
City of Clewiston	
CITY OF CORAL GABLES	SPEED, TRAFFIC AND PEDESTRIANS
City of Edgewater	
City of Florida City	The driver made a complete stop before making the right-hand turn.
City of Groveland	turning safely without effecting other vehicles traveling that direction
City of Gulf Breeze	
City of Gulfport	Our local ordinance adopts the language used to define careless driving under state law.
CITY OF HAINES CITY	
City of Homestead	Reviewing Police Officer makes determination, officers are instructed to only issue notices of violation if had they been present at the intersection they would have issued a UTC for the same violation for running a red light in a non careful and prudent manner.
City of Kissimmee	We have only one intersection which is marked and signed as a "No Turn on Red"
City of Miami Gardens	Violation are issued for right hand turns on red whenever the vehicle operator proceeds in a continuous movement without regard for oncoming, opposing or pending traffic at an intersection. A violation is also issued whenever the operator fails to slow, stop or yield to any pedestrian, or vehicle making a U-turn at a perpendicular angle.
City of Miami, Florida	Our Traffic Enforcement Specialists (T.E.S.) review all potential violations where motorists cross the stop bar at 15 MPH or more. (All of our cameras are located at intersections with a 45 MPH or less designated speed.) The T.E.S. reviews the video and considers the totality of the circumstances to determine if a violation occurred; i.e., traffic volume, pedestrian traffic, roadway conditions, etc.). A notice of violation is issued when the motorist proceeds to make the turn without slowing down during unfavorable conditions, or when the turning vehicle causes other motorists to brake or take evasive action.
City of New Port Richey	Any violator who approaches an intersection at a speed greater than 13 mph who fails to come to a full and complete stop in the intersection prior to making a right hand turn
City of Ocoee	Traffic Volume, Pedestrians, Speed,
City of Opa-locka Police Department	
City of Orlando	Maximum safe speeds per FDOT green book
City of Palm Coast	
City of Port Richey	
City of Sarasota	Determined by issuer and Special Magistrate presiding over hearings based on circumstances
City of South Pasadena	
City of Tallahassee	Careful and prudent manner does not apply. Right turns on red are only enforced at the location which is posted "No Turn on Red"
City of Tamarac	Where the vehicle turns and does not disrupt or endanger other traffic or pedestrian movement.
City of Tampa	You can make a right turn in a "careful and prudent manner" after coming to a complete stop pursuant to the directives of Florida Statute.
City of Winter Park	If there is no apparent effort to slow down or stop and the speed exceeds a minimum of 10 mph
Green Cove Springs	

Appendix F: Right Turn Definitions

Name of Jurisdiction (City or County)	Section 316.0083(1)(a), F.S., provides that "A notice of violation and a traffic citation may not be issued for failure to stop at a red light if the driver is making a right-hand turn in a careful and prudent manner at an intersection where right-hand turns are permissible." As this statute does not define "careful and prudent manner," please provide the definition used by your jurisdiction when determining if a violation should be issued.
Hillsborough County	HCSO maintains a 15 mph threshold for right on red violations and only possesses two intersections with right turn enforcement.
Jacksonville, FL	
Lakeland	This is determined by a number of factors that include daylight, weather, traffic flow, amount of people or cars on roadway, and overall circumstances at the time of the violation. You can make a turn in a "careful and prudent manner" after coming to a complete stop pursuant to the directives of Florida Statute 316.075. However, our officers use their discretion when reviewing the violations and do not issue violations to anyone going under 16 MPH during a right-hand turn unless aggravating circumstances exist.
Maitland	The camera footage is viewed by a sworn law enforcement officer employed by the Manatee County Sheriff's Office. If the deputy reviewing the footage feels they would ticket the violation if they were in person at the light then they make the determination to ticket the violation from the camera.
Manatee County Government	Careful and Prudent means the driver is aware of his environment and is driving in a responsible manner, i.e. speed, pedestrians, the right of way of approaching vehicles, etc.
Miami Beach	The vehicle should be traveling LESS than 15 mph. Drivers, just yield the right of way to other drivers and to pedestrians attempting to cross the street in the crosswalk.
Miami Springs	
Milton Police, Milton Florida	Traveling at a low rate of speed (Normally between 10-15 mph); No pedestrians present; Not interrupting the flow of traffic
North Miami	N/A
North Miami Beach	
Orange County	Only enforce right on red at locations that have a no turn on red sign when lit if vehicle does not stop within their turn
Orange Park FL Clay	At the intersection we enforce right on red, the violator has to drive into the bike lane and pass other vehicles on the right, fail to stop then make the right hand turn, endangering other traffic and/or pedestrians
Osceola County	Traffic infraction officers make a determination just as a deputy would — based on the individual circumstances of that turn
Palatka	No other vehicles or pedestrians in the intersection or cross walk
Sunrise	A right turn on red conducted at a speed greater than 15 mph without hesitating to slow prior to initiating the turn. Consideration is given to the amount of traffic in the adjacent lanes, U-turning vehicles having the right of way, traffic on the road way, and pedestrian traffic at the intersection.
SWEETWATER (MIAMI-DADE)	A notice of violation and a traffic citation may not be issued under this section if the driver of the vehicle came to a complete stop after crossing the stop line and before turning right if permissible at a red light, but failed to stop before crossing over the stop line or other point at which a stop is required.
Town of Davie	
Town of Kenneth City	right turns completed at 12mph or higher
Town of Medley	Violation is issued if vehicle makes the turn in excess of 15 MPH and/or interferes with other traffic that has the right of way or causes a pedestrian to take action to avoid being struck
Town Of Surfside	Pedestrian in Crosswalk
Village of key Biscayne	The driver of the vehicle failed to make a complete stop when entering the intersection with a red light.
Village of Pinecrest	
West Park	
Cutler Bay	
West Miami	careful and prudent manner