



**Volunteer Health Services  
Annual Report  
Fiscal Year 2015-2016**

---

December 2016

**Rick Scott**  
Governor

**Celeste Philip, MD, MPH**  
Surgeon General and Secretary

## Table of Contents

	Page
Introduction-----	1
Volunteer Health Care Provider Program Activities -----	2
Map of Volunteer Health Care Provider Program Clinic Locations-----	4
Table of Volunteer Health Care Provider Program Clinics and Contributions -----	5
Appendix:	
A. Financial Liability Report -----	A-1

## Introduction

---

This annual report summarizes achievements accomplished by the Volunteer Health Care Provider Program (VHCPP). Created by the "Access to Health Care Act" in 1992, the VHCPP improves access to medical care for uninsured and underserved low-income residents by allowing volunteer licensed medical professionals who are associated with community or faith-based organizations to become agents of the state. They provide services for clients referred from Department of Health (Department) and agree to certain contractual stipulations which provide them with the same liability protection as state employees when they provide health care services. There are a total of 230 community or faith-based organizations located in 50 counties throughout the state of Florida.

To be eligible for VHCPP medical services, a client must:

- Not have health insurance that covers the treatment being sought and have a net family income that does not exceed 200% of the federal poverty level; or
- Be Medicaid eligible under Florida law and in need of a service not available through Medicaid.

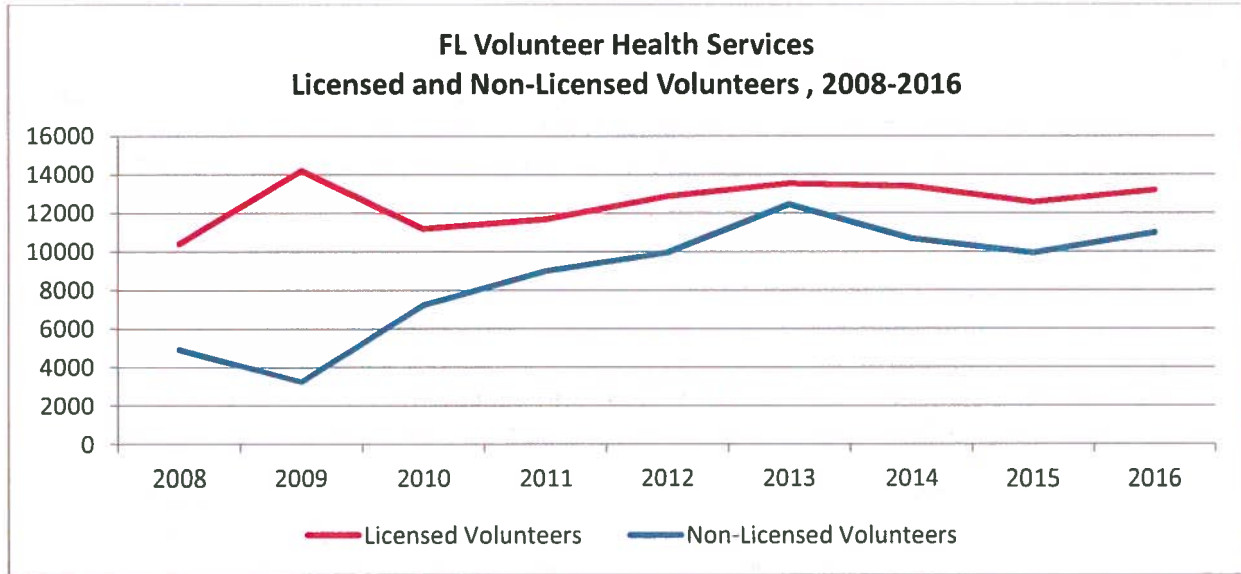
From July 1, 2015 through June 30, 2016, the value of health-related goods and services provided to Florida's citizens through VHCPP volunteers and donations totaled more than \$298 million. With annual program expenditures of \$465,115, this yields a return on investment of \$642 in health care services to underserved Floridians for each dollar of state funds expended. Since the Volunteer Health Care Provider Program's inception in 1992, the Department has documented more than \$3.2 billion in donated goods and services.

As required by section 766.1115 (7), Florida Statutes, this report includes a list of claims under the VHCPP compiled by the Florida Department of Financial Services, Division of Risk Management. This report is provided in Appendix A. No claims have been reported since March 2013.



**Volunteer Health Care Provider Program Activities**

During Fiscal Year (FY) 2015-16, there were 13,195 licensed health care professionals and 10,991 clinic staff volunteers who provided 478,511 health care services to citizens through the VHCPP. The VHCPP has increased its numbers of licensed providers by 26.8% and non-licensed providers by 122.8% since 2008.

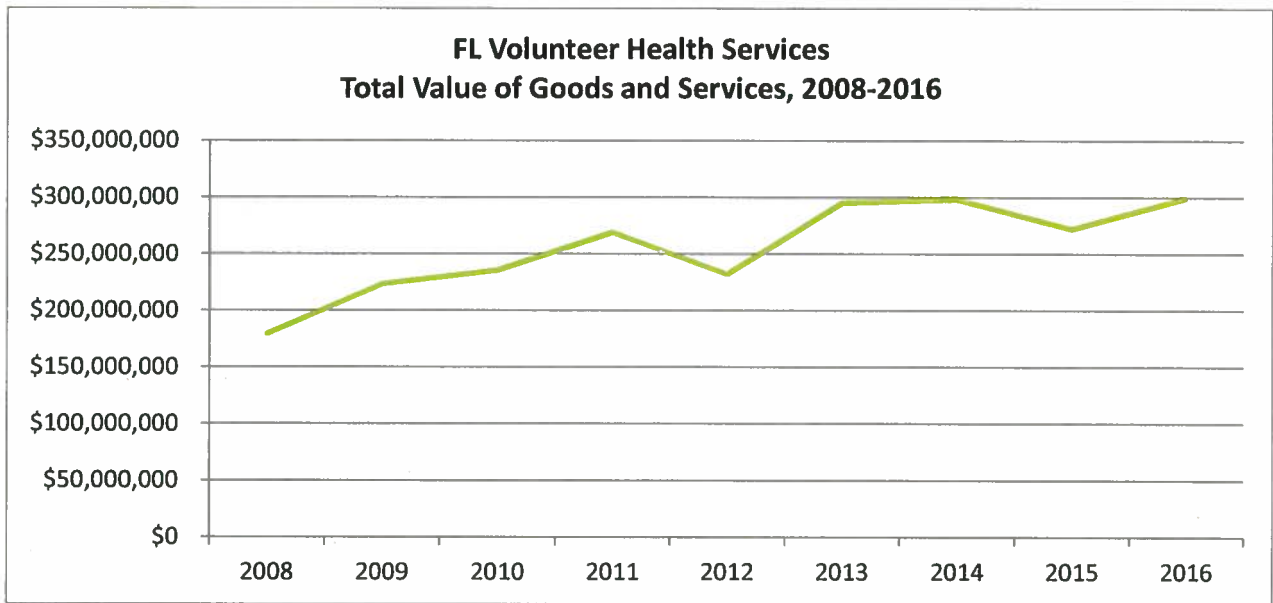


Year	Licensed Volunteers	% Change Compared to 2008	Non-Licensed Volunteers	% Change Compared to 2008
2008	10,410	-	4,934	-
2009	14,199	36.4%	3,249	-34.2%
2010	11,193	7.5%	7,238	46.7%
2011	11,664	12.0%	8,999	82.4%
2012	12,867	23.6%	9,949	101.6%
2013	13,543	30.1%	12,459	152.5%
2014	13,381	28.5%	10,689	116.6%
2015	12,569	20.7%	9,938	101.4%
2016	13,195	26.8%	10,991	122.8%



Volunteer Health Care Provider Program Activities

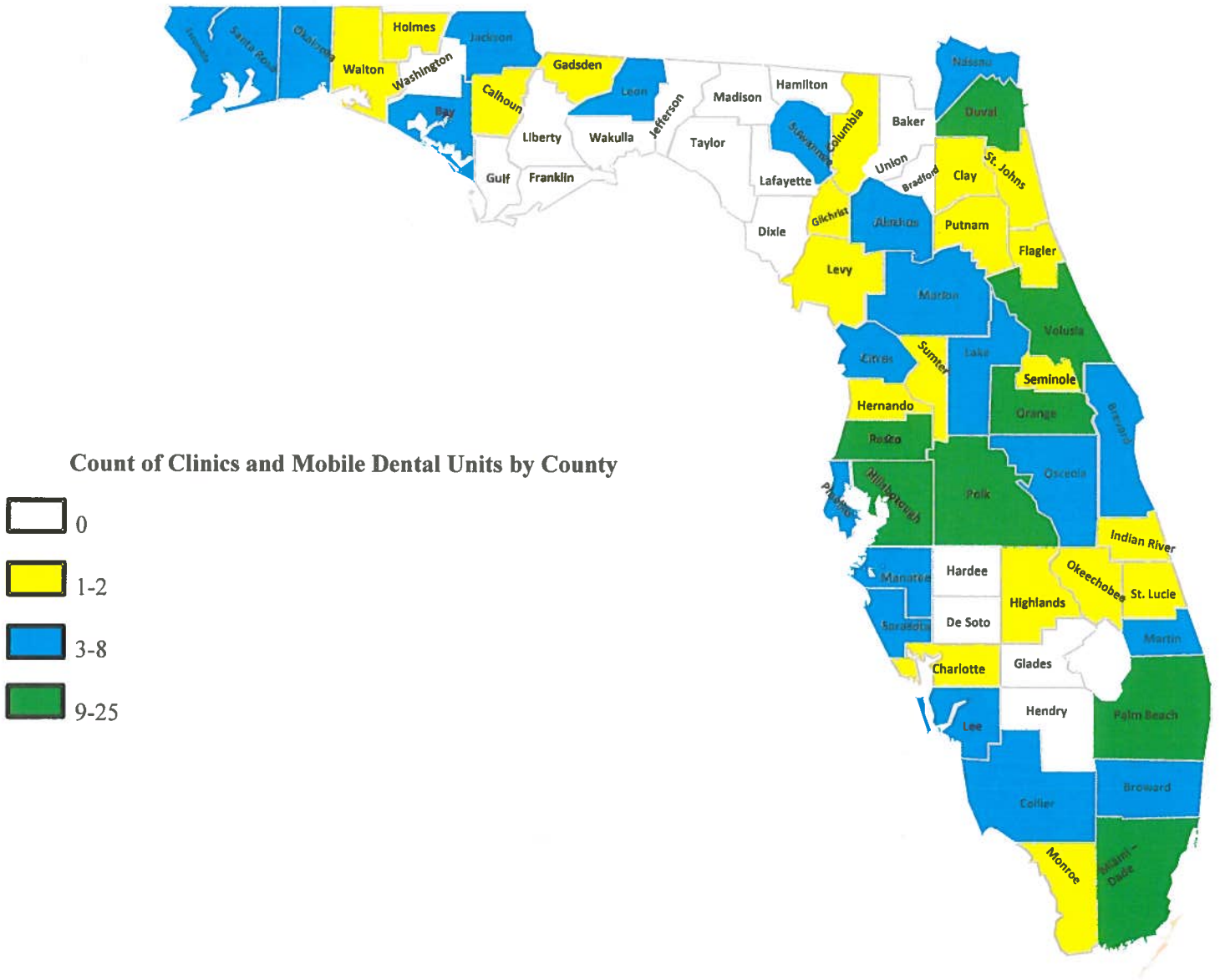
Monetary values contained in this report are determined and supplied to the Department by volunteer provider organizations and clinics across Florida. During the FY 2015-16 reporting period, 151 such entities reported receiving donations of more than \$154 million in monies, supplies and equipment from external sources. When coupled with the value of volunteer hours, the total value of donated goods and services grows to \$298,823,525. As shown below, this represents an increase of 67.1% since 2008.



Year	Value of Goods and Services	% Change Compared to 2008
2008	\$ 178,814,932	-
2009	\$ 222,773,587	24.6%
2010	\$ 234,975,263	31.4%
2011	\$ 268,404,782	50.1%
2012	\$ 231,530,324	29.5%
2013	\$ 294,427,678	64.7%
2014	\$ 297,782,140	66.5%
2015	\$ 271,406,517	51.8%
2016	\$ 298,823,525	67.1%

The map on the following page shows the distribution of volunteer clinics throughout the state.

**Volunteer Health Care Provider Program Clinics  
July 01, 2015 – June 30, 2016**





**Volunteer Health Care Provider Program Clinics and Contributions  
July 01, 2015 – June 30, 2016**

The tables listed below summarizes reported volunteer and patient visit counts and the value of contributions by county and by clinic.

**Statewide**

Program/Setting	Total Number of Volunteers	Patient Visits	Number of Licensed Volunteers	Value of Contributions
<b>Total</b>	<b>24,186</b>	<b>478,511</b>	<b>13,195</b>	<b>\$298,823,525</b>

**Alachua County**

Program/Setting	Total Number of Volunteers	Patient Visits	Number of Licensed Volunteers	Value of Contributions
Helping Hands Clinic	155	2,428	95	\$862,363
North Central Florida Baptist Association (MDU) - No event for this year.	0	0	0	\$0
RAHMA Mercy Clinic	26	115	16	\$67,622
Spanish Clinic	7	65	3	\$8,372
We Care Network	1,002	2,355	1,000	\$4,987,690
Westside Samaritans Clinic	95	677	25	\$589,525
<b>Total</b>	<b>1,285</b>	<b>5,640</b>	<b>1,139</b>	<b>\$6,515,572</b>

**Bay County**

Program/Setting	Total Number of Volunteers	Patient Visits	Number of Licensed Volunteers	Value of Contributions
Avicenna Free Clinic	18	1,746	16	\$214,845
Bay Cares	160	1,072	157	\$1,442,010
Saint Andrew Community Medical Center	178	16,600	78	\$5,579,783
<b>Total</b>	<b>356</b>	<b>19,418</b>	<b>251</b>	<b>\$7,236,638</b>



**Volunteer Health Care Provider Program Clinics and Contributions  
July 01, 2015 – June 30, 2016**

**Brevard County**

Program/Setting	Total Number of Volunteers	Patient Visits	Number of Licensed Volunteers	Value of Contributions
Brevard Health Alliance	134	1,076	133	\$14,091,461
Delacruz Free Clinic	5	53	3	\$15,221
First Baptist Church of Aurentia (MDU)	15	49	7	\$19,066
First Baptist Church of Merritt Island (MDU)	11	24	8	\$14,955
Primary Access to Health Program, Department of Health in Brevard County (Closed)	1	0	1	\$3,750
Space Coast Volunteers In Medicine and Dental	30	419	17	\$173,614
Space Coast Volunteers In Medicine Medical	88	4,332	63	\$2,115,592
Volunteer Adult Dental Clinic Department of Health in Brevard County	8	192	8	\$95,935
<b>Total</b>	<b>292</b>	<b>6,145</b>	<b>240</b>	<b>\$16,529,594</b>

**Broward County**

Program/Setting	Total Number of Volunteers	Patient Visits	Number of Licensed Volunteers	Value of Contributions
Broward Outreach Centers, Hollywood	6	1,024	1	\$140,598
Broward Outreach Centers, Pompano	0	0	0	\$0
Broward Partnership for the Homeless, Inc.	4	2,293	4	\$173,666
GSBA's Living Water Care Center North	5	1,123	1	\$563,047
GSBA's Living Water Care Center South - (Closed)	305	3,244	52	\$1,829,483
Gulfstream Baptist Association (MDU)	22	65	12	\$11,885
<b>Total</b>	<b>342</b>	<b>7,749</b>	<b>70</b>	<b>\$2,718,679</b>

Value of Contributions includes donations and the value of volunteers' services  
MDU = Mobile Dental Unit, Florida Baptist Convention



**Volunteer Health Care Provider Program Clinics and Contributions  
July 01, 2015 – June 30, 2016****Calhoun County**

Program/Setting	Total Number of Volunteers	Patient Visits	Number of Licensed Volunteers	Value of Contributions
Apalachee Baptist Association (MDU)	19	63	14	\$25,696
<b>Total</b>	<b>19</b>	<b>63</b>	<b>14</b>	<b>\$25,696</b>

**Charlotte County**

Program/Setting	Total Number of Volunteers	Patient Visits	Number of Licensed Volunteers	Value of Contributions
Englewood Community Care Clinic, Inc.	52	1,081	27	\$361,387
Saint Vincent De Paul Community Health Care, Inc. dba Virginia B. Andes Volunteer Community Clinic	173	5,335	63	\$3,927,070
<b>Total</b>	<b>225</b>	<b>6,416</b>	<b>90</b>	<b>\$4,288,457</b>

**Citrus County**

Program/Setting	Total Number of Volunteers	Patient Visits	Number of Licensed Volunteers	Value of Contributions
Citrus County Family Resource Center Connections Clinic	14	366	6	\$37,739
Nature Coast Baptist Association (MDU) No event for this year.	0	0	0	\$0
Nature Coast Dental Clinic	6	220	4	\$39,721
We Care of Citrus County	16	75	16	\$18,734
<b>Total</b>	<b>36</b>	<b>661</b>	<b>26</b>	<b>\$96,194</b>



**Volunteer Health Care Provider Program Clinics and Contributions  
July 01, 2015 – June 30, 2016**

**Clay County**

Program/Setting	Total Number of Volunteers	Patient Visits	Number of Licensed Volunteers	Value of Contributions
Clay County Dental Care	17	2,909	10	\$85,324
The Way Free Medical Clinic	151	4,885	113	\$694,470
<b>Total</b>	<b>168</b>	<b>7,794</b>	<b>123</b>	<b>\$779,794</b>

**Collier County**

Program/Setting	Total Number of Volunteers	Patient Visits	Number of Licensed Volunteers	Value of Contributions
Dental Outreach of Collier, Inc.	0	0	0	\$0
Give Kids a Smile of Collier County	58	81	28	\$47,737
Neighborhood Health Clinic, Inc.	501	8,902	308	\$9,159,847
Physician Lead Access Network of Collier County	236	3,308	236	\$4,857,977
<b>Total</b>	<b>795</b>	<b>12,291</b>	<b>572</b>	<b>\$14,065,561</b>

**Columbia County**

Program/Setting	Total Number of Volunteers	Patient Visits	Number of Licensed Volunteers	Value of Contributions
Beulah Baptist Association (MDU)	24	87	7	\$11,469
<b>Total</b>	<b>24</b>	<b>87</b>	<b>7</b>	<b>\$11,469</b>

**Desoto County**

Program/Setting	Total Number of Volunteers	Patient Visits	Number of Licensed Volunteers	Value of Contributions
Florida Baptist Dental Association Calvary Baptist Church (MDU) - (Closed)	0	0	0	\$0
<b>Total</b>	<b>0</b>	<b>0</b>	<b>0</b>	<b>\$0</b>



**Volunteer Health Care Provider Program Clinics and Contributions  
July 01, 2015 – June 30, 2016**

**Duval County**

Program/Setting	Total Number of Volunteers	Patient Visits	Number of Licensed Volunteers	Value of Contributions
City Rescue Mission Medical and Dental Clinic	13	1,260	11	\$100,280
Community Health Outreach / Healing Hands Medical & Dental Ministry	44	2,686	18	\$211,845
I.M. Sulzbacher Clinic	12	466	12	\$101,250
Lake Shore Baptist Church (MDU)	123	159	17	\$105,026
Legacy of Care Health Center, Inc.	62	107	40	\$41,974
Mission House Clinic	85	1,696	74	\$203,176
Muslim American Social Services	76	1,870	28	\$152,164
Park City/Oak Hill Baptist Church (MDU)	26	243	21	\$88,593
Project Dentist's Care/Give Kids a Smile - (Closed)	0	0	0	\$0
Trinity Rescue Mission	7	677	5	\$67,396
Vision Is Priceless Council, Inc.	133	653	45	\$64,381
We Care Jacksonville, Inc.	612	6,182	600	\$17,821,171
<b>Total</b>	<b>1,193</b>	<b>15,999</b>	<b>871</b>	<b>\$18,957,256</b>

**Escambia County**

Program/Setting	Total Number of Volunteers	Patient Visits	Number of Licensed Volunteers	Value of Contributions
Escambia We Care	133	2,967	133	\$3,596,043
Health and Hope Clinic	292	5,119	92	\$2,105,136
Pensacola Bay Baptist Association (MDU) - No event for this year.	0	0	0	\$0
Saint Joseph Medical Screening Clinic	109	4,744	76	\$1,342,231
<b>Total</b>	<b>534</b>	<b>12,830</b>	<b>301</b>	<b>\$7,043,410</b>

**Volunteer Health Care Provider Program Clinics and Contributions  
July 01, 2015 – June 30, 2016****Flagler County**

Program/Setting	Total Number of Volunteers	Patient Visits	Number of Licensed Volunteers	Value of Contributions
Flagler County Free Clinic, Inc.	101	2,859	63	\$1,385,997
<b>Total</b>	<b>101</b>	<b>2,859</b>	<b>63</b>	<b>\$1,385,997</b>

**Gadsden County**

Program/Setting	Total Number of Volunteers	Patient Visits	Number of Licensed Volunteers	Value of Contributions
Gadsden Baptist Association (MDU)	71	52	7	\$25,964
<b>Total</b>	<b>71</b>	<b>52</b>	<b>7</b>	<b>\$25,964</b>

**Gilchrist County**

Program/Setting	Total Number of Volunteers	Patient Visits	Number of Licensed Volunteers	Value of Contributions
Bethel Baptist Church (MDU)	17	43	3	\$17,195
<b>Total</b>	<b>17</b>	<b>43</b>	<b>3</b>	<b>\$17,195</b>

**Hernando County**

Program/Setting	Total Number of Volunteers	Patient Visits	Number of Licensed Volunteers	Value of Contributions
Crescent Community Clinic	152	9,576	55	\$2,269,372
Project Access of Hernando County, Inc.	50	309	50	\$174,679
<b>Total</b>	<b>202</b>	<b>9,885</b>	<b>105</b>	<b>\$2,444,051</b>



**Volunteer Health Care Provider Program Clinics and Contributions  
July 01, 2015 – June 30, 2016**

**Highlands County**

Program/Setting	Total Number of Volunteers	Patient Visits	Number of Licensed Volunteers	Value of Contributions
Samaritan's Touch Care Center, Inc. Sebring Clinic	118	10,696	111	\$4,308,198
<b>Total</b>	<b>118</b>	<b>10,696</b>	<b>111</b>	<b>\$4,308,198</b>

**Hillsborough County**

Program/Setting	Total Number of Volunteers	Patient Visits	Number of Licensed Volunteers	Value of Contributions
Brandon Outreach Clinic	290	2,640	212	\$2,001,739
Bridge Healthcare Clinic	89	637	60	\$389,179
Calvary Community Clinic	46	443	28	\$172,171
Catholic Mobile Medical Service	39	1,980	27	\$111,697
Center for Family Health	14	802	10	\$20,332
Gulf Coast Dental Outreach Clinic	43	1,242	40	\$355,911
HCDA / Give Kids A Smile - No event for this year.	0	0	0	\$0
Judeo Christian Health Clinic	406	29,452	343	\$17,253,402
Mission Tampa Inc. / Mission Smiles	346	629	49	\$228,191
New Beginnings of Tampa - No event for this year.	0	0	0	\$0
Pioneer Medical Group Clinic	26	780	18	\$228,433
Red Crescent Clinic	18	3,506	17	\$1,695,105
Saint Luke's Coptic Medical Center Inc.	8	18	6	\$4,277
Tampa Bay Street Medicine Clinic	0	0	0	\$0
Underground Free Clinic	0	0	0	\$0
Ybor City Youth Clinic - No event for this year.	0	0	0	\$0
<b>Total</b>	<b>1,325</b>	<b>42,129</b>	<b>810</b>	<b>\$22,460,437</b>



**Volunteer Health Care Provider Program Clinics and Contributions  
July 01, 2015 – June 30, 2016**

**Holmes County**

Program/Setting	Total Number of Volunteers	Patient Visits	Number of Licensed Volunteers	Value of Contributions
Holmes County Community Health Center	13	204	8	\$89,632
<b>Total</b>	<b>13</b>	<b>204</b>	<b>8</b>	<b>\$89,632</b>

**Indian River County**

Program/Setting	Total Number of Volunteers	Patient Visits	Number of Licensed Volunteers	Value of Contributions
Cornerstone Baptist Church (MDU)	11	24	6	\$6,466
Indian River County We Care	135	787	133	\$808,513
<b>Total</b>	<b>146</b>	<b>811</b>	<b>139</b>	<b>\$814,979</b>

**Jackson County**

Program/Setting	Total Number of Volunteers	Patient Visits	Number of Licensed Volunteers	Value of Contributions
Alford Community Health Clinic	26	97	12	\$50,309
Faith Health Clinic	17	630	9	\$64,721
Chipola Family Ministries Dental Event / FBC	37	69	8	\$79,413
<b>Total</b>	<b>80</b>	<b>796</b>	<b>29</b>	<b>\$194,443</b>



**Volunteer Health Care Provider Program Clinics and Contributions  
July 01, 2015 – June 30, 2016**

**Lake County**

Program/Setting	Total Number of Volunteers	Patient Visits	Number of Licensed Volunteers	Value of Contributions
Catholic Charities, Saint Luke's Medical and Dental Clinic	43	1,070	33	\$205,102
Community Medical Care Center of Leesburg, Inc.	77	5,902	59	\$1,579,979
Florida Hospital Waterman, Inc., Community Primary Health Clinic	30	2,230	18	\$7,786,422
Lake County Baptist Association (MDU)	49	85	31	\$49,164
South Lake Hospital, Inc., South Lake Health Clinic	7	1,767	5	\$751,837
We Care of Lake County, Inc.	105	346	72	\$4,096,563
<b>Total</b>	<b>311</b>	<b>11,400</b>	<b>218</b>	<b>\$14,469,067</b>

**Lee County**

Program/Setting	Total Number of Volunteers	Patient Visits	Number of Licensed Volunteers	Value of Contributions
Bonita Springs Lions Club Eye Clinic	33	1,613	13	\$485,072
Christian Medical Ministries	112	2,084	15	\$168,574
Lee County Volunteers In Medicine, Inc. - (Closed)	0	0	0	\$0
Senior Friendship Center, Inc.	21	438	9	\$59,059
We Care of Lee County	540	3,769	536	\$8,210,867
<b>Total</b>	<b>706</b>	<b>7,904</b>	<b>573</b>	<b>\$8,923,572</b>



**Volunteer Health Care Provider Program Clinics and Contributions**  
**July 01, 2015 – June 30, 2016**

**Leon County**

Program/Setting	Total Number of Volunteers	Patient Visits	Number of Licensed Volunteers	Value of Contributions
Capital Medical Society Foundation, Inc.	25	31,026	21	\$29,655
Neighborhood Health Service	8	28	8	\$7,000
Tallahassee Leon Shelter	349	2,550	346	\$5,531,544
<b>Total</b>	<b>382</b>	<b>33,604</b>	<b>375</b>	<b>\$5,568,199</b>

**Levy County**

Program/Setting	Total Number of Volunteers	Patient Visits	Number of Licensed Volunteers	Value of Contributions
First Baptist Church, Chiefland (MDU)	54	108	27	\$81,344
<b>Total</b>	<b>54</b>	<b>108</b>	<b>27</b>	<b>\$81,344</b>

**Manatee County**

Program/Setting	Total Number of Volunteers	Patient Visits	Number of Licensed Volunteers	Value of Contributions
Community Coalition on Homelessness, One Stop Center	220	7,696	117	\$1,878,847
Epilepsy Services of SW, FL Inc./Manatee	4	162	4	\$3,125
We Care Manatee, Inc.	86	752	74	\$319,425
<b>Total</b>	<b>310</b>	<b>8,610</b>	<b>195</b>	<b>\$2,201,397</b>





**Volunteer Health Care Provider Program Clinics and Contributions  
July 01, 2015 – June 30, 2016**

**Marion County**

Program/Setting	Total Number of Volunteers	Patient Visits	Number of Licensed Volunteers	Value of Contributions
Chronic Kidney Disease & Pulmonary Specialty Clinic	8	11	5	\$1,940
First Baptist Church of Belleview (MDU) - No event for this year.	0	0	0	\$0
FreeDOM Clinic, USA	1,073	3,302	216	\$1,187,459
Hope Clinic, Inc.	18	263	7	\$71,098
Our Lady of Guadalupe	18	323	12	\$32,039
Project Dentists Care of Marion County	23	23	13	\$28,273
Three Angels Clinic	15	669	11	\$138,340
We Care of Marion County, Inc.	173	972	173	\$4,358,542
<b>Total</b>	<b>1,328</b>	<b>5,563</b>	<b>437</b>	<b>\$5,817,691</b>

**Martin County**

Program/Setting	Total Number of Volunteers	Patient Visits	Number of Licensed Volunteers	Value of Contributions
Christian Community Care Center, Inc.	15	142	7	\$66,802
Light of the World Charities Dental Clinic	14	1,466	5	\$825,882
Light of the World Charities Stateside Surgery	99	83	83	\$62,083
Volunteers in Medicine Martin County	88	8,767	47	\$8,103,384
<b>Total</b>	<b>216</b>	<b>10,458</b>	<b>142</b>	<b>\$9,058,151</b>



**Volunteer Health Care Provider Program Clinics and Contributions  
July 01, 2015 – June 30, 2016**

**Miami-Dade County**

Program/Setting	Total Number of Volunteers	Patient Visits	Number of Licensed Volunteers	Value of Contributions
Baptist Health So. FL. Provided services to 6 additional local free clinics.	0	9,700	0	\$6,900,000
Brownsville Medical Center	33	110	12	\$319,378
Camillus Health Concern - (Closed)	0	0	0	\$0
Caring for Miami	681	1,210	244	\$216,856
Caring for Miami-South - (Closed)	0	0	0	\$0
Center for Haitian Studies GYN Clinic	38	2,183	26	\$516,003
Dade County Dental Research Clinic/Community Smiles	140	9,065	98	\$3,691,891
Doral Pro-Health	269	340	49	\$100,568
Good News Care Center	126	7,311	121	\$3,839,980
Good Samaritan Health Clinic	29	1,163	14	\$415,893
Iglesia Doral	82	129	8	\$79,926
Lavernia, MD, PA / Operation Walk Project - (Closed)	0	0	0	\$0
League Against Cancer	1,534	2,719	171	\$8,636,790
Lotus House Wellness Center	357	340	153	\$95,846
Miami Baptist Association (MDU)	12	73	10	\$29,707
Miami Rescue Mission Clinic	120	3,412	39	\$402,968
Monsignor Felipe Bello Foundation - (Closed)	0	0	0	\$0
North Miami Beach Medical Mobile Center	84	1,803	44	\$1,766,321
Open Door Health Center	206	9,590	167	\$2,069,106
Robert Morgan Dental Clinic	88	806	84	\$110,749
Saint John Bosco Clinic	193	4,517	111	\$2,182,107
South Miami Children's Clinic	25	86	14	\$22,258
Universal Heritage Institute Clinic	175	5,349	152	\$1,135,986
University of Miami-Physical Therapy Clinic	115	259	62	\$54,744
University of Miami/Saint John Bosco Tuesday Night Clinic	680	601	162	\$235,601
Urban Mercy Clinic	24	1,616	12	\$675,141
West Dade Community Health Center	0	0	0	\$0
<b>Total</b>	<b>5,011</b>	<b>62,382</b>	<b>1,753</b>	<b>\$33,497,819</b>

Value of Contributions includes donations and the value of volunteers' services  
MDU = Mobile Dental Unit, Florida Baptist Convention



**Volunteer Health Care Provider Program Clinics and Contributions  
July 01, 2015 – June 30, 2016**

**Monroe County**

Program/Setting	Total Number of Volunteers	Patient Visits	Number of Licensed Volunteers	Value of Contributions
Big Coppitt First Baptist Church of Key West - (Closed)	0	0	0	\$0
First Baptist Church of Islamorada - (Closed)	0	0	0	\$0
Florida Keys (MDU)	60	155	8	\$47,810
Good Health Clinic	156	2,290	142	\$11,749,780
<b>Total</b>	<b>216</b>	<b>2,445</b>	<b>150</b>	<b>\$11,797,590</b>

**Nassau County**

Program/Setting	Total Number of Volunteers	Patient Visits	Number of Licensed Volunteers	Value of Contributions
Barnabas Center Inc., Medical and Dental	35	1,268	26	\$2,664,843
Nassau Cares	20	148	14	\$62,785
Northeast Florida Baptist Association (MDU)	37	76	19	\$14,758
<b>Total</b>	<b>92</b>	<b>1,492</b>	<b>59</b>	<b>\$2,742,386</b>

**Okaloosa County**

Program/Setting	Total Number of Volunteers	Patient Visits	Number of Licensed Volunteers	Value of Contributions
Crossroads Center, Inc.	265	1,200	226	\$1,789,692
Hope Medical Clinic	34	1,853	26	\$678,629
Okaloosa Baptist Association, Baker (MDU)	31	96	15	\$35,982
<b>Total</b>	<b>330</b>	<b>3,149</b>	<b>267</b>	<b>\$2,504,303</b>



**Volunteer Health Care Provider Program Clinics and Contributions  
July 01, 2015 – June 30, 2016**

**Okeechobee County**

Program/Setting	Total Number of Volunteers	Patient Visits	Number of Licensed Volunteers	Value of Contributions
Open Hands Clinic	20	261	8	\$101,616
<b>Total</b>	<b>20</b>	<b>261</b>	<b>8</b>	<b>\$101,616</b>

**Orange County**

Program/Setting	Total Number of Volunteers	Patient Visits	Number of Licensed Volunteers	Value of Contributions
Community Medicine Clinic at Florida Hospital	54	4,818	50	\$781,146
Dental Care Access Foundation	NR	NR	NR	NR
Epilepsy Foundation of Central Florida	NR	NR	NR	NR
Florida Baptist Convention (MDU) - No event for this year.	0	0	0	\$0
Florida Hospital Apopka Community Lung Clinic	71	1,279	53	\$2,879,497
Florida Hospital Bithlo Transformation Access to Dental Care	100	238	0	\$323,691
Grace Medical Home	270	6,557	209	\$8,695,534
Islamic Society	8	276	3	\$22,441
Mt. Sinai Center for Health and Wellness	NR	NR	NR	NR
Shepherd's Hope, Inc.	1,587	6,678	563	\$10,793,652
Special Care of Central Florida	112	2,349	112	\$2,145,556
St Luke's Coptic Medical Center @ St Rebecca & St Anthony Coptic Orthodox Church	NR	NR	NR	NR
<b>Total</b>	<b>2,202</b>	<b>22,195</b>	<b>990</b>	<b>\$25,641,517</b>



**Volunteer Health Care Provider Program Clinics and Contributions  
July 01, 2015 – June 30, 2016**

**Osceola County**

Program/Setting	Total Number of Volunteers	Patient Visits	Number of Licensed Volunteers	Value of Contributions
Catholic Charities Saint Thomas Aquinas	50	903	29	\$129,681
Free Clinic of Central Florida	8	6	6	\$6,867
Osceola Christian Ministry Center Dental Clinic	13	225	8	\$61,761
Osceola Christian Ministry Center Medical Clinic	6	139	3	\$25,629
Osceola Christian Ministry Center Pregnancy Center	3	9	1	\$530
Osceola County Council on Aging	65	3,702	59	\$683,664
<b>Total</b>	<b>145</b>	<b>4,984</b>	<b>106</b>	<b>\$908,132</b>

**Palm Beach County**

Program/Setting	Total Number of Volunteers	Patient Visits	Number of Licensed Volunteers	Value of Contributions
Caridad Health Clinic Medical and Dental	414	19,876	216	\$4,794,425
Community Health Center Medical & Vision	103	4,486	25	\$1,071,813
Jamaicans of the Palm Beaches	NR	NR	NR	NR
Kiwanis Immunization Coalition - (Closed)	0	0	0	\$0
Mission Clinic of Palm Springs	28	420	14	\$110,945
Mission Medical Clinic Medical & Dental	36	14,700	28	\$1,714,098
MyClinic Jupiter	66	2,993	40	\$498,496
Palm Lakes Baptist Association (MDU) - No event for this year.	0	0	0	\$0
Project Access	219	1,422	214	\$815,292
Redemptive Life Church - (Closed)	0	0	0	\$0
Save A Molar Program - (Closed)	0	0	0	\$0
Saint Mary Clinic	0	0	0	\$0
T. Leroy Jefferson Medical Society	0	0	0	\$0
<b>Total</b>	<b>866</b>	<b>43,897</b>	<b>537</b>	<b>\$9,005,069</b>

Value of Contributions includes donations and the value of volunteers' services  
MDU = Mobile Dental Unit, Florida Baptist Convention  
NR = Not Reported



**Volunteer Health Care Provider Program Clinics and Contributions  
July 01, 2015 – June 30, 2016**

**Pasco County**

Program/Setting	Total Number of Volunteers	Patient Visits	Number of Licensed Volunteers	Value of Contributions
CARES Senior Health Clinic	40	1,439	17	\$679,107
First Baptist Mobile Dental Clinic, First Baptist Church of Lacooshee	19	100	7	\$28,561
First Baptist Mobile Dental Clinic, New Hope Missionary Baptist Church	19	29	7	\$19,193
Good Samaritan Health Clinic of Pasco County	85	3,378	63	\$473,182
La Casa de Esperanza y Salud at Farmworkers Self-Help - No event for this year.	0	0	0	\$0
Oasis Health and Wellness Center Inc.	21	139	13	\$101,444
One Community Now, Inc. Veterans Stand Down	28	93	13	\$15,062
Saint Andre Free Clinic	9	244	6	\$45,818
Saint Luke's Coptic Medical Center Inc.	16	780	11	\$35,134
West Pasco Dental Association Give Kids A Smile - No event for this year.	0	0	0	\$0
<b>Total</b>	<b>237</b>	<b>6,202</b>	<b>137</b>	<b>\$1,397,501</b>

**Pinellas County**

Program/Setting	Total Number of Volunteers	Patient Visits	Number of Licensed Volunteers	Value of Contributions
Clearwater Free Clinic, Inc.	180	6,500	130	\$4,463,376
Community Dental Clinic	36	1,426	26	\$51,646
Homeless Emergency Project, Inc. Free Dental Clinic	40	2,068	32	\$837,419
La Clinica Guadalupana	40	1,711	19	\$958,305
Next STEPP Center	20	72	14	\$18,390
Saint Luke Medical Center Inc.	7	403	7	\$15,301
Willa Carson Community Health Resource Center	8	217	4	\$14,633
<b>Total</b>	<b>331</b>	<b>12,397</b>	<b>232</b>	<b>\$6,359,070</b>



**Volunteer Health Care Provider Program Clinics and Contributions  
July 01, 2015 – June 30, 2016**

**Polk County**

Program/Setting	Total Number of Volunteers	Patient Visits	Number of Licensed Volunteers	Value of Contributions
A Woman's Choice, Inc. - (Closed)	0	0	0	\$0
Angels Care Center of Eloise, Inc.	601	882	212	\$556,732
First Baptist Church Winter Haven Florida d.b.a. The Haley Center - First Baptist Church	516	3,998	138	\$1,175,786
Good Samaritan Free Clinic at Talbot House - (Closed)	0	0	0	\$0
Lake Wales Care Center, Inc.	40	1,303	22	\$1,489,038
Lakeland Volunteers in Medicine, Inc.	483	21,010	287	\$6,653,599
Lighthouse Ministries, Inc.	4	0	1	\$0
Mid-Town Dental Clinic / Free Dental Day	22	59	5	\$31,251
Parkview Outreach Community Center, Inc.	63	1,800	40	\$578,583
Polk Co. Health Care Dental Clinic @ Traviss Center	8	317	5	\$143,233
Project Dentists Care Give Kids a Smile	8	59	5	\$26,011
Project Dentists Care Polk County Dental Clinics	0	0	0	\$0
Talbot House Ministries of Lakeland, Inc. a.k.a. Good Samaritan Clinic	113	6,554	78	\$1,519,161
The Guadalupano Dental Clinic - (Closed)	0	0	0	\$0
We Care of Central Florida, Inc.	117	1,541	117	\$1,094,159
<b>Total</b>	<b>1,975</b>	<b>37,523</b>	<b>910</b>	<b>\$13,267,553</b>

**Putnam County**

Program/Setting	Total Number of Volunteers	Patient Visits	Number of Licensed Volunteers	Value of Contributions
Putnam County Medical Mission	31	671	13	\$139,519
<b>Total</b>	<b>31</b>	<b>671</b>	<b>13</b>	<b>\$139,519</b>



**Volunteer Health Care Provider Program Clinics and Contributions  
July 01, 2015 – June 30, 2016**

**Saint Johns County**

Program/Setting	Total Number of Volunteers	Patient Visits	Number of Licensed Volunteers	Value of Contributions
Good Samaritan Health Centers, Inc. / Wildflower Medical and Dental Clinic	150	8,992	110	\$2,064,159
Saint Francis House Clinic	8	91	1	\$30,017
<b>Total</b>	<b>158</b>	<b>9,083</b>	<b>111</b>	<b>\$2,094,176</b>

**Saint Lucie County**

Program/Setting	Total Number of Volunteers	Patient Visits	Number of Licensed Volunteers	Value of Contributions
Saint Lucie County Health Access Network Inc. (HANDS)	260	7,105	138	\$14,592,877
The Good Samaritan Free Health Clinic	17	312	11	\$50,925
<b>Total</b>	<b>277</b>	<b>7,417</b>	<b>149</b>	<b>\$14,643,802</b>

**Santa Rosa County**

Program/Setting	Total Number of Volunteers	Patient Visits	Number of Licensed Volunteers	Value of Contributions
Good Samaritan Clinic	113	3,942	64	\$2,885,145
Jay First Baptist Church (MDU) - No event for this year.	0	0	0	\$0
Santa Rosa We Care	143	3,866	75	\$6,374,887
Navarre First Baptist (MDU)	34	68	11	\$30,115
Olivet Baptist Church (MDU)	15	62	8	\$28,728
<b>Total</b>	<b>305</b>	<b>7,938</b>	<b>158</b>	<b>\$9,318,875</b>





**Volunteer Health Care Provider Program Clinics and Contributions  
July 01, 2015 – June 30, 2016**

**Sarasota County**

Program/Setting	Total Number of Volunteers	Patient Visits	Number of Licensed Volunteers	Value of Contributions
Epilepsy Foundation of SW FL	3	159	3	\$18,750
Genesis Health Services, Inc.	15	4,240	12	\$421,277
Good Samaritan Pharmacy & Health Services Inc.	49	1,664	18	\$294,527
Sarasota County Health Department Dental Project	3	2	3	\$2,600
Universal Crescent Clinic, Inc.	0	0	0	\$0
<b>Total</b>	<b>70</b>	<b>6,065</b>	<b>36</b>	<b>\$737,154</b>

**Seminole County**

Program/Setting	Total Number of Volunteers	Patient Visits	Number of Licensed Volunteers	Value of Contributions
Shepherd's Hope, Inc., Longwood	622	4,004	277	\$6,922,289
Saint Luke's Coptic Medical Center @ Archangel Michael Coptic Orthodox Church	0	0	0	\$0
<b>Total</b>	<b>622</b>	<b>4,004</b>	<b>277</b>	<b>\$6,922,289</b>

**Sumter County**

Program/Setting	Total Number of Volunteers	Patient Visits	Number of Licensed Volunteers	Value of Contributions
Bushnell Family and Cosmetic Dentistry Give Kids A Smile - No event for this year.	0	0	0	\$0
Catholic Charities - Lazarus Free Medical Clinic	46	1,457	39	\$249,747
<b>Total</b>	<b>46</b>	<b>1,457</b>	<b>39</b>	<b>\$249,747</b>



**Volunteer Health Care Provider Program Clinics and Contributions**  
**July 01, 2015 – June 30, 2016**

**Suwannee County**

Program/Setting	Total Number of Volunteers	Patient Visits	Number of Licensed Volunteers	Value of Contributions
Shepherd's Hands of The Suwannee Valley Inc.	35	25	8	\$32,250
First Baptist Church of Live Oak (MDU)	60	91	30	\$44,188
First Baptist Church of Branford (MDU)	131	61	72	\$26,701
<b>Total</b>	<b>226</b>	<b>177</b>	<b>110</b>	<b>\$103,139</b>

**Volusia County**

Program/Setting	Total Number of Volunteers	Patient Visits	Number of Licensed Volunteers	Value of Contributions
Bella Vista Baptist Church (MDU)	43	108	31	\$54,493
Deltona Lakes Baptist Church (MDU)	27	40	5	\$27,667
First Baptist Church of New Smyrna Beach (MDU)	36	87	12	\$29,596
Good Samaritan Clinic of West Volusia - Medical & Dental	78	1,367	33	\$257,284
Halifax Urban Ministries - Star Center	0	0	0	\$0
Islamic Center of Deltona Shifa Clinic	3	17	1	\$2,702
Jesus Clinic	122	2,545	77	\$618,575
Saint Luke's Coptic Medical Center, Inc.	3	9	2	\$4,096
Volusia Volunteers In Medicine Clinic	43	314	24	\$182,361
<b>Total</b>	<b>355</b>	<b>4,487</b>	<b>185</b>	<b>\$1,176,774</b>

**Walton County**

Program/Setting	Total Number of Volunteers	Patient Visits	Number of Licensed Volunteers	Value of Contributions
Walton County Baptist Association (MDU)	0	0	0	\$0
Walton County We Care	22	70	22	\$86,857
<b>Total</b>	<b>22</b>	<b>70</b>	<b>22</b>	<b>\$86,857</b>



Appendix A: Financial Liability Report



CHIEF FINANCIAL OFFICER  
JEFF ATWATER  
STATE OF FLORIDA

April 26, 2016

Christopher P. Gainous Sr.  
Supervisor, Volunteer Health Services  
Health Resources and Access Section  
Bureau of Community Health Assessment  
Division of Public Health Statistics & Performance Mgt.  
4052 Bald Cypress Way, BIN #C15  
Tallahassee, FL 32399

Re: Volunteer Healthcare Provider Program

Dear Mr. Gainous:

Pursuant to s.766.1115(7), F.S., this is to report that 10 claims have been filed against the Volunteer Healthcare Provider Program with the Division of Risk Management. Information on these claims is shown below:

1. George Leonard, our file G12-01-521, reported 12/11/01, current status "Closed", \$100,000 paid for settlement, \$53,657.75 paid for defense costs, Hernando County Health Department.
2. Shari Ann Mills, our file G02-00-060, reported 02/15/00, current status "Closed", \$25,000 paid for settlement, \$83,416.40 paid for defense costs, Martin County Health Department.
3. Ana Maria Pinto, our file G08-01-048, reported 08/17/01, current status "Closed", \$75,000 paid for settlement, \$164,792.58 paid for defense costs, Dade County Health Department.
4. Rosa Mercado, our file G07-03-001, reported 06/23/03, current status "Closed", \$43,000 paid for settlement, \$82,283.32 paid for defense costs, Dade County Health Department.
5. Cleveland Payne, our file G04-05-046, reported 03/16/05, current status "Closed", \$7,500 paid for settlement, \$68,469.23 paid for defense costs, Orange County Health Department.

FLORIDA DEPARTMENT OF FINANCIAL SERVICES  
Marc L. Stemle • Chief of State Liability and Property Claims  
Division of Risk Management • Bureau of State Liability and Property Claims  
200 E. Gaines St. • Tallahassee, FL 32399-0338  
Tel. 850-413-4850  
E-mail • [Marc.Stemle@myfloridacfo.com](mailto:Marc.Stemle@myfloridacfo.com)  
Affirmative Action • Equal Opportunity Employer



**Appendix A: Financial Liability Report**

6. The following three claim files involve the same claimant/plaintiff.

Karl Wester, our file G02-04-065, reported 08/12/03, current status "Closed", paid \$123,472.52 in defense costs (no money paid to settle the bodily injury claim) for Dr. Janet M. Miles and Dr. Philip Lopez, Indian River County Health Department.

Karl Wester, our file G08-03-066, reported 08/12/03, current status "Closed", \$75,000 paid for settlement for DOH, Indian River County Health Department, and Doctors Richard J. Morgan and Fred Ackroyd, and \$104,057.14 paid in defense costs, Indian River County Health Department.

Karl Wester, our file G11-03-047, reported 11/5/03, current status "Closed", paid \$3,791.94 in defense costs, Indian River Health Department. This file is a duplicate to the file listed above.

7. William Marshall, our file G12-06-510, reported 12/05/06, current status "Closed", paid \$2,619.40 in defense costs, Santa Rosa County Health Department.

8. Rebecca Gray, our file G04-07-045, reported 4/23/07, current status "Closed", paid \$1,983.40 in defense costs, CMS-18, Miami South.

9. Audwan Gonzalez, our file G02-10-051, reported 2/22/10, current status "Closed", paid \$9,562.62 in defense costs, Brevard County Health Department.

10. Flor Leidens, our file G03-12-018, reported 3/6/12, current status "Closed", \$190,000 paid for settlement, \$15,240.28 paid for defense costs, Palm Beach County Health Department.

Please call me if you need additional information.

Sincerely,

MARCL. STEMLE

Chief of State Liability and Property Claims

cc: Mike Andrews, Division of Risk Management  
Kelly Hagenbeck, Division of Risk Management  
Robin Delaney, Division of Risk Management  
Molly Merry, Division of Risk Management