



2014–2015 Volunteer Health Services Annual Report

December 1, 2015

Rick Scott
Governor

John H. Armstrong, MD, FACS
Surgeon General and Secretary of Health

TABLE OF CONTENTS

	Page
Introduction-----	1
Volunteer Health Care Provider Program Overview-----	2
Map of Volunteer Health Care Provider Program Clinic Locations-----	4
Table of Volunteer Health Care Provider Program Clinics and Contributions-----	5
Appendix:	
A. Financial Liability Report -----	A-1

Introduction

This annual report is provided in accordance with section 766.1115(8), Florida Statutes, to summarize contributions made through the Volunteer Health Care Provider Program (VHCPP). Created by the "Access to Health Care Act" in 1992, the VHCPP improves access to medical care for uninsured and underserved low income residents by allowing licensed medical professionals to become agents of the state. In exchange for the professional services they donate to financially eligible clients referred by the Department's agents and employees, the providers are protected by sovereign immunity. Volunteer health care professionals sign a contract with the state and are primarily associated with not-for-profit community or faith-based medical safety net organizations.

To be eligible for VHCPP medical services, a client must:

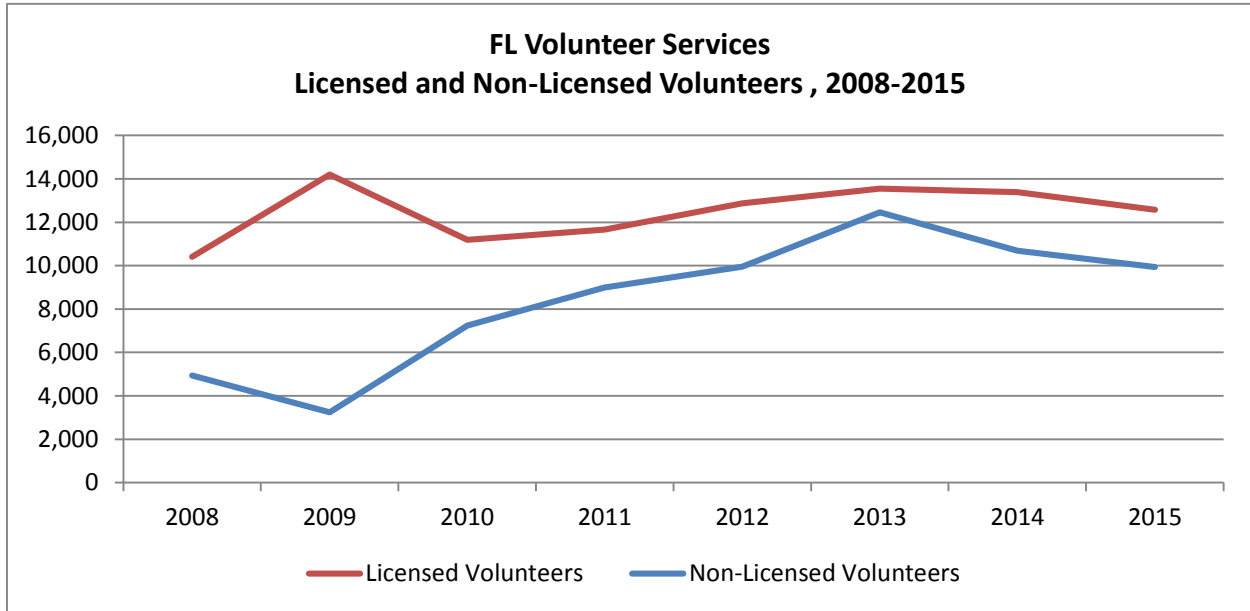
- Not have health insurance that covers the treatment being sought and have a net family income that does not exceed 200% of the federal poverty level; or
- Be Medicaid eligible under Florida law and need a service not available through Medicaid.

From July 1, 2014 through June 30, 2015, the value of health-related goods and services provided to Florida's citizens through volunteers and donations totaled more than \$271 million. Since the Volunteer Health Care Provider Program's inception in 1992, the Department has documented more than \$2.8 billion in donated goods and services.

As required by section 766.1115 (7), Florida Statutes, this report includes a list of claims under the VHCPP compiled by the Florida Department of Financial Services, Division of Risk Management. This report is provided in Appendix A.

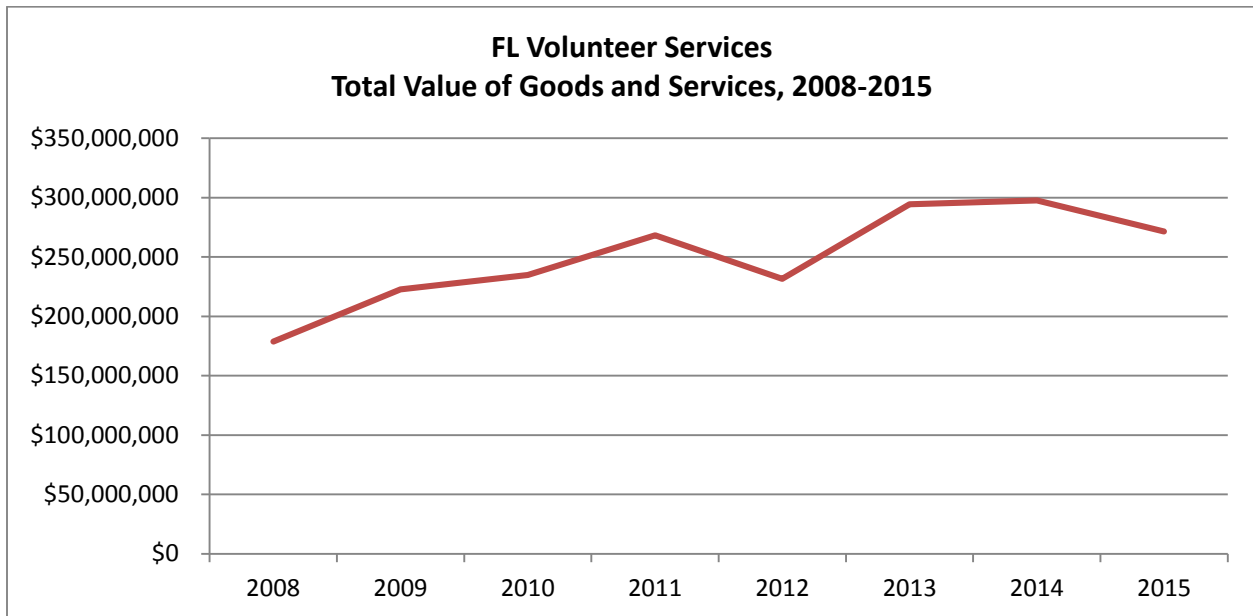
Volunteer Health Care Provider Program Activities

During fiscal year 14/15, there were 12,569 licensed health care professionals and 9,938 clinic staff volunteers who provided 373,588 health care services to citizens through the VHCPP. The VHCPP has increased its numbers of licensed providers by 20.7% and non-licensed providers by 101.4% since 2008.



Year	Licensed Volunteers	% Change Compared to 2008	Non-Licensed Volunteers	% Change Compared to 2008
2008	10,410	-	4,934	-
2009	14,199	36.4%	3,249	-34.2%
2010	11,193	7.5%	7,238	46.7%
2011	11,664	12.0%	8,999	82.4%
2012	12,867	23.6%	9,949	101.6%
2013	13,543	30.1%	12,459	152.5%
2014	13,381	28.5%	10,689	116.6%
2015	12,569	20.7%	9,938	101.4%

Monetary values contained in this report are determined and supplied to the Department by volunteer provider organizations and clinics across Florida. During the 2014-2015 reporting period, 217 such entities reported receiving donations of more than \$142 million in monies, supplies and equipment from external sources. When coupled with the value of volunteer hours, the total value of donated goods and services grows to \$271,406,517. As shown below, this represents an increase of 51.8% since 2008.

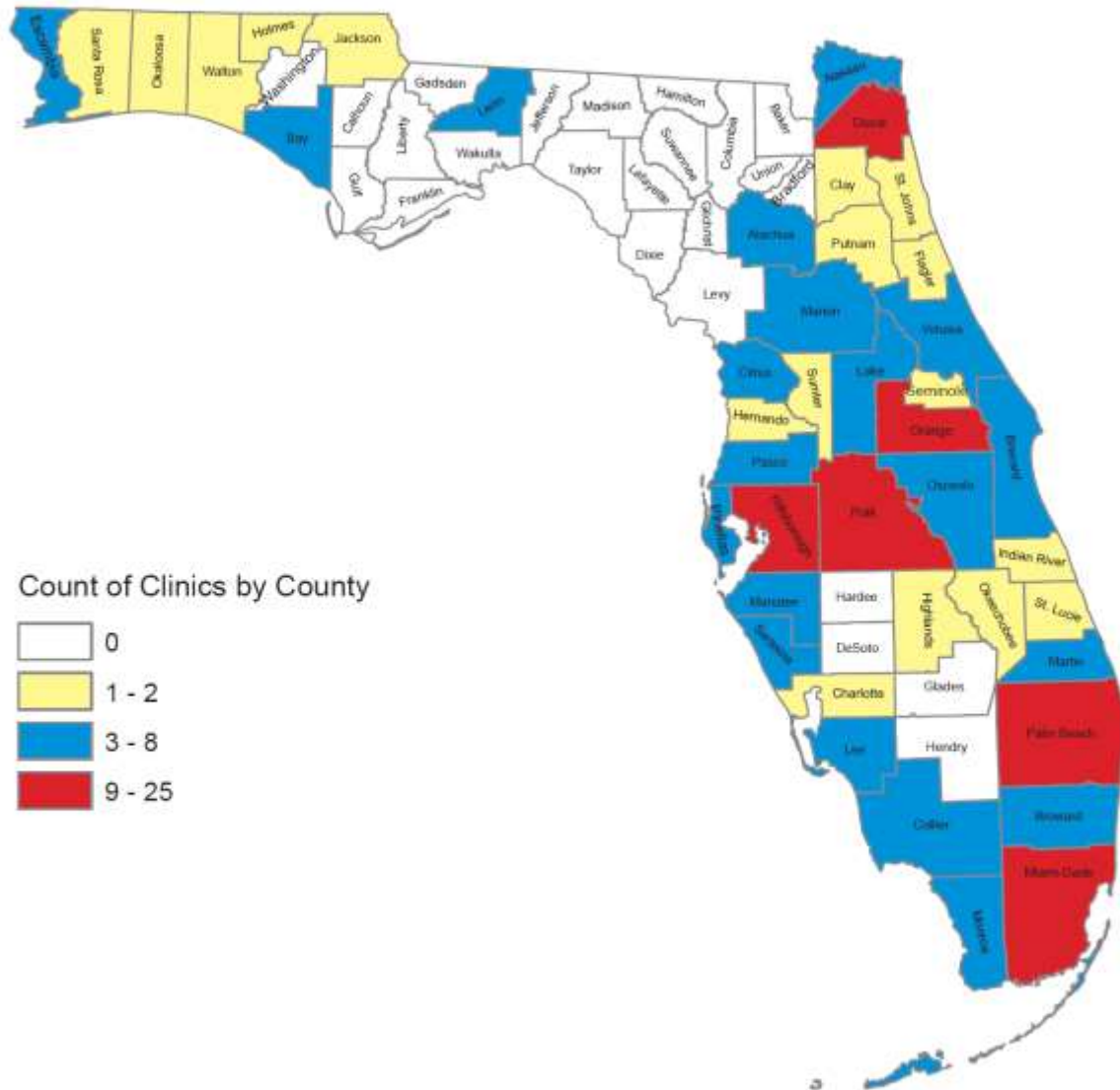


Year	Value of Goods and Services	% Change Compared to 2008
2008	\$ 178,814,932	-
2009	\$ 222,773,587	24.6%
2010	\$ 234,975,263	31.4%
2011	\$ 268,404,782	50.1%
2012	\$ 231,530,324	29.5%
2013	\$ 294,427,678	64.7%
2014	\$ 297,782,140	66.5%
2015	\$ 271,406,517	51.8%

The map on the following page shows the distribution of volunteer clinics throughout the state. The table starting on page 5 summarizes reported volunteer and patient visit counts and the value of contributions by county and by clinic.

Volunteer Health Care Provider Program (Section 766.1115) Clinics

July 1, 2014 - June 30, 2015



Volunteer Health Care Provider Program Clinics and Contributions July 1, 2014 – June 30, 2015

STATEWIDE

Program/Setting	Total Number of Volunteers	Patient Visits	Number of Licensed Volunteers	Value of Contributions
Total	22,507	373,588	12,569	\$271,406,517

ALACHUA COUNTY

Program/Setting	Total Number of Volunteers	Patient Visits	Number of Licensed Volunteers	Value of Contributions
Helping Hands Clinic	157	2,359	95	\$816,764
RAHMA Mercy Clinic	74	255	24	\$82,921
North Central Florida Baptist Association - (MDU)	12	43	5	\$16,565
Spanish Clinic	7	38	3	\$7,596
We Care Network	938	2,628	930	\$4,508,660
Westside Samaritans Clinic	NR	NR	NR	NR
Total	1,188	5,323	1,057	\$5,432,506

BAY COUNTY

Program/Setting	Total Number of Volunteers	Patient Visits	Number of Licensed Volunteers	Value of Contributions
Avicenna Free Clinic	20	1,391	10	\$84,513
Bay Cares	196	1,296	196	\$19,748,648
St. Andrew Community Medical Center	189	17,624	90	\$3,404,068
Total	405	20,311	296	\$23,237,229

BREVARD COUNTY

Program/Setting	Total Number of Volunteers	Patient Visits	Number of Licensed Volunteers	Value of Contributions
Brevard Health Alliance	272	1,149	271	\$14,229,222
Delacruz Free Clinic	5	15	3	\$15,017
Primary Access to Health Program, BCHD	10	7,268	7	\$1,078,218
Space Coast Volunteers In Medicine - Medical	82	1,556	54	\$678,544
Space Coast Volunteers In Medicine - Dental	22	403	16	\$144,211

5

Volunteer Health Care Provider Program Clinics, Section 766.1115, Florida Statutes
 NR=not reported
 Value of Contributions: includes donations and the value of volunteers' services
 MDU= Florida Baptist Convention, Mobile Dental Unit

Volunteer Health Care Provider Program Clinics and Contributions July 1, 2014 – June 30, 2015

Volunteer Adult Dental Clinic, BCHD	23	135	23	\$88,371
Total	414	10,526	374	\$16,233,583

BROWARD COUNTY

Program/Setting	Total Number of Volunteers	Patient Visits	Number of Licensed Volunteers	Value of Contributions
Broward Outreach Centers - Hollywood	15	194	1	\$26,107
Broward Outreach Centers - Pompano	32	388	4	\$15,038
Broward Partnership for the Homeless, Inc.	2	134	2	\$71,342
Gulfstream Baptist Association - (MDU)	15	49	5	\$19,416
GSBA's Living Water Care Center - North	7	210	1	\$124,228
GSBA's Living Water Care Center - South	15	174	10	\$95,490
Light of the World Clinic, Inc.	71	238	21	\$262,437
Total	157	1,387	44	\$614,058

CALHOUN COUNTY

Program/Setting	Total Number of Volunteers	Patient Visits	Number of Licensed Volunteers	Value of Contributions
Apalachee Baptist Association - (MDU)	72	74	38	\$17,624
Total	72	74	38	\$17,624

CHARLOTTE COUNTY

Program/Setting	Total Number of Volunteers	Patient Visits	Number of Licensed Volunteers	Value of Contributions
Englewood Community Care Clinic, Inc.	56	1,133	30	\$338,876
Virginia B. Andes Community Clinic Inc.	276	6,009	156	\$4,055,780

**Volunteer Health Care Provider Program Clinics and Contributions
July 1, 2014 – June 30, 2015**

Total	332	7,142	186	\$4,394,656
--------------	------------	--------------	------------	--------------------

CITRUS COUNTY

Program/Setting	Total Number of Volunteers	Patient Visits	Number of Licensed Volunteers	Value of Contributions
Citrus County Family Resource Center-Connections Clinic	18	250	6	\$38,170
Nature Coast Baptist Association - (MDU)	10	42	7	\$6,835
Nature Coast Medical and Dental Clinic	13	338	3	\$172,418
We Care of Citrus County	27	454	27	\$180,932
Total	68	1,084	43	\$398,355

CLAY COUNTY

Program/Setting	Total Number of Volunteers	Patient Visits	Number of Licensed Volunteers	Value of Contributions
Clay County Dental Care	95	552	23	\$228,537
Clay County We Care (Closed)	0	0	0	\$0
The Way Free Medical Clinic	224	4,323	190	\$395,560
Total	319	4,875	213	\$624,097

COLLIER COUNTY

Program/Setting	Total Number of Volunteers	Patient Visits	Number of Licensed Volunteers	Value of Contributions
Dental Outreach of Collier, Inc.	12	166	10	\$106,771
Neighborhood Health Clinic, Inc.	623	1,692	278	\$4,339,348
P. L. A. N. Collier We Care, Inc.	233	2,606	232	\$3,983,102
Total	868	4,464	520	\$8,429,221

COLUMBIA COUNTY

Volunteer Health Care Provider Program Clinics, Section 766.1115, Florida Statutes
 NR=not reported
 Value of Contributions: includes donations and the value of volunteers' services
 MDU= Florida Baptist Convention, Mobile Dental Unit

Volunteer Health Care Provider Program Clinics and Contributions July 1, 2014 – June 30, 2015

Program/Setting	Total Number of Volunteers	Patient Visits	Number of Licensed Volunteers	Value of Contributions
Beulah Baptist Association - (MDU)	64	177	28	\$62,779
Total	64	177	28	\$62,779

DESOTO COUNTY

Program/Setting	Total Number of Volunteers	Patient Visits	Number of Licensed Volunteers	Value of Contributions
Florida Baptist Dental Association Calvary Baptist Church	60	99	10	\$31,210
Total	60	99	10	\$31,210

DUVAL COUNTY

Program/Setting	Total Number of Volunteers	Patient Visits	Number of Licensed Volunteers	Value of Contributions
City Rescue Mission Medical Clinic	14	1,229	10	\$93,312
Community Health Outreach / Healing Hands Medical & Dental Ministry	30	2,308	20	\$298,933
I.M. Sulzbacher Clinic	12	429	12	\$436,278
Park City/Oak Hill Baptist Church - (MDU)	111	226	51	\$72,938
Lake Shore Baptist Church – (MDU)	139	206	20	\$105,027
Legacy of Care Health Center, Inc.	0	0	0	\$0
Mission House Clinic	80	1,825	69	\$295,267
Muslim American Social Services	80	953	19	\$103,013
Project Dentist's Care - Give Kids a Smile	0	0	0	\$0
Trinity Rescue Mission	10	494	6	\$57,450
Vision Is Priceless Council, Inc.	159	732	45	\$71,221
We Care Jacksonville, Inc.	603	6,320	603	\$20,417,383
Total	1,238	14,722	855	\$21,950,822

ESCAMBIA COUNTY

Volunteer Health Care Provider Program Clinics, Section 766.1115, Florida Statutes
 NR=not reported
 Value of Contributions: includes donations and the value of volunteers' services
 MDU= Florida Baptist Convention, Mobile Dental Unit

Volunteer Health Care Provider Program Clinics and Contributions July 1, 2014 – June 30, 2015

Program/Setting	Total Number of Volunteers	Patient Visits	Number of Licensed Volunteers	Value of Contributions
Escambia We Care	112	2,586	112	\$5,676,349
Health and Hope Clinic	242	4,490	104	\$2,644,469
Pathways For Change (Closed)	0	0	0	\$0
Pensacola Bay Baptist Association – (MDU)	61	66	19	\$42,468
St. Joseph Medical Screening Clinic	100	8,705	69	\$988,453
Total	515	15,847	304	\$9,351,739

FLAGLER COUNTY

Program/Setting	Total Number of Volunteers	Patient Visits	Number of Licensed Volunteers	Value of Contributions
Flagler County Free Clinic, Inc.	120	2,781	100	\$685,896
Total	120	2,781	100	\$685,896

GILCHRIST COUNTY

Program/Setting	Total Number of Volunteers	Patient Visits	Number of Licensed Volunteers	Value of Contributions
Harmony Baptist Association – (MDU)	23	74	11	\$27,733
Total	23	74	11	\$27,733

HERNANDO COUNTY

Program/Setting	Total Number of Volunteers	Patient Visits	Number of Licensed Volunteers	Value of Contributions
Crescent Community Clinic	96	4,322	70	\$4,478,056
Project Access of Hernando County, Inc.	55	193	55	\$101,301
Total	151	4,515	125	\$4,579,357

HIGHLANDS COUNTY

Program/Setting	Total Number of Volunteers	Patient Visits	Number of Licensed Volunteers	Value of Contributions
Samaritan's Touch Care Center, Inc. – Sebring Clinic	96	4,887	79	\$9,121,771
Total	96	4,887	79	\$9,121,771

**Volunteer Health Care Provider Program Clinics and Contributions
July 1, 2014 – June 30, 2015**

Volunteer Health Care Provider Program Clinics and Contributions July 1, 2014 – June 30, 2015

HILLSBOROUGH COUNTY

Program/Setting	Total Number of Volunteers	Patient Visits	Number of Licensed Volunteers	Value of Contributions
Brandon Outreach Clinic	NR	NR	NR	NR
Bridge Healthcare Clinic	160	480	110	\$703,236
Calvary Community Clinic (New)	0	0	0	\$0
Catholic Mobile Medical Service	33	2,046	29	\$151,990
Center for Family Health	13	1,108	13	\$173,192
FBMDC- Idlewild Baptist Church, (Closed)	0	0	0	\$0
Gulf Coast Outreach Clinic (New)	47	893	42	\$390,952
HCDA / GKAS	49	75	9	\$78,292
Judeo Christian Health Clinic	NR	NR	NR	NR
Mission Tampa Inc. / Mission Smiles	411	470	56	\$191,281
New Beginnings of Tampa	NR	NR	NR	NR
Red Crescent Clinic	17	2,071	16	\$312,827
St. Lukes Coptic Medical Center Inc.	33	316	22	\$36,007
Ybor City Youth Clinic (New)	11	15	9	\$6,369
Total	774	7,474	306	\$2,044,146

HOLMES COUNTY

Program/Setting	Total Number of Volunteers	Patient Visits	Number of Licensed Volunteers	Value of Contributions
Holmes County Community Health Center	30	581	22	\$91,172
Total	30	581	22	\$91,172

INDIAN RIVER COUNTY

Program/Setting	Total Number of Volunteers	Patient Visits	Number of Licensed Volunteers	Value of Contributions
Indian River County We Care	120	859	119	\$808,685
Total	120	859	119	\$808,685

Volunteer Health Care Provider Program Clinics and Contributions July 1, 2014 – June 30, 2015

JACKSON COUNTY

Program/Setting	Total Number of Volunteers	Patient Visits	Number of Licensed Volunteers	Value of Contributions
Alford Community Health Clinic	NR	NR	NR	NR
Faith Health Clinic	19	558	9	\$78,511
Graceville Free Clinic	NR	NR	NR	NR
Total	19	558	9	\$78,511

LAKE COUNTY

Program/Setting	Total Number of Volunteers	Patient Visits	Number of Licensed Volunteers	Value of Contributions
Catholic Charities - St. Luke's Medical and Dental Clinic	67	1,318	42	\$297,222
Community Medical Care Center of Leesburg, Inc.	87	6,563	55	\$1,514,211
Florida Hospital Waterman, Inc., Community Primary Health Clinic	41	2,680	28	\$3,569,102
Lake County Baptist Association – (MDU), No event for this year.	0	0	0	\$0
South Lake Hospital, Inc., South Lake Health Clinic	8	2,390	8	\$715,347
We Care of Lake County, Inc.	83	387	83	\$1,108,560
Total	286	13,338	216	\$7,204,442

Volunteer Health Care Provider Program Clinics and Contributions July 1, 2014 – June 30, 2015

LEE COUNTY

Program/Setting	Total Number of Volunteers	Patient Visits	Number of Licensed Volunteers	Value of Contributions
Bonita Springs Club Eye Clinic	34	1,713	16	\$643,138
Christian Health Ministries	52	821	9	\$99,675
Lee County Volunteers In Medicine, Inc.	0	0	0	\$0
We Care of Lee County	512	2,302	505	\$7,934,291
Total	598	4,836	530	\$8,677,104

LEON COUNTY

Program/Setting	Total Number of Volunteers	Patient Visits	Number of Licensed Volunteers	Value of Contributions
Neighborhood Health Service	NR	NR	NR	NR
Tallahassee Leon Shelter	NR	NR	NR	NR
We Care Network	441	1,718	437	\$4,293,304
Total	441	1,718	437	\$4,293,304

LEVY COUNTY

Program/Setting	Total Number of Volunteers	Patient Visits	Number of Licensed Volunteers	Value of Contributions
Harmony Baptist Association – Chiefland – (MDU)	63	99	35	\$68,887
Total	63	99	35	\$68,887

Volunteer Health Care Provider Program Clinics and Contributions July 1, 2014 – June 30, 2015

MANATEE COUNTY

Program/Setting	Total Number of Volunteers	Patient Visits	Number of Licensed Volunteers	Value of Contributions
Community Coalition on Homelessness, One Stop Center	125	6,845	39	\$644,259
Epilepsy Services of SW, FL Inc./Manatee	4	135	4	\$6,625
We Care Manatee, Inc.	98	534	82	\$550,178
Total	227	7,514	125	\$1,201,062

MARION COUNTY

Program/Setting	Total Number of Volunteers	Patient Visits	Number of Licensed Volunteers	Value of Contributions
First Baptist Church of Belleview - (MDU)	44	43	7	\$20,839
Our Lady of Guadalupana	12	212	10	\$24,242
Project Dentists Care of Marion County	28	9	13	\$9,401
Three Angels Clinic	7	32	7	\$18,645
We Care of Marion County, Inc.	416	2,325	415	\$6,674,036
Total	507	2,621	452	\$6,747,163

MARTIN COUNTY

Program/Setting	Total Number of Volunteers	Patient Visits	Number of Licensed Volunteers	Value of Contributions
Christian Community Care Center, Inc.	13	472	8	\$269,938
Light of the World Charities - Dental Clinic	14	583	4	\$574,511
Light of the World Charities - Stateside Surgery	64	13	57	\$34,223
Volunteers in Medicine - Martin County	102	7,486	48	\$6,445,803
Total	193	8,554	117	\$7,324,475

Volunteer Health Care Provider Program Clinics and Contributions July 1, 2014 – June 30, 2015

MIAMI-DADE COUNTY

Program/Setting	Total Number of Volunteers	Patient Visits	Number of Licensed Volunteers	Value of Contributions
Baptist Health So. FL	0	10,700	0	\$9,172,000
Brownsville Medical Center	27	148	3	\$417,913
C.O.F.F.O/ La Clinica (Closed)	0	0	0	\$0
Camillus Health Concern	18	9,994	16	\$705,985
Caring for Miami	811	852	155	\$114,663
Caring for Miami-South (New)	19	204	4	\$12,429
Center for Haitian Studies GYN Clinic	39	1,467	21	\$260,466
Dade County Dental Research Clinic/Community Smiles	268	7,951	229	\$4,143,071
Doral Pro-Health	249	440	32	\$102,848
Good News Care Center	93	6,573	82	\$3,654,958
Good Samaritan Health Clinic	25	894	7	\$209,536
Iglesia Doral (New)	106	66	11	\$32,933
Lavernia, MD, PA/Operation Walk Project (New)	22	3	2	\$400,692
League Against Cancer	1,447	3,695	153	\$8,914,611
Lotus House Wellness Center	170	401	37	\$107,083
Miami Baptist Association - (MDU)	35	67	25	\$33,467
Miami Rescue Mission Clinic	119	2,163	48	\$925,589
Ministerio Medico Evangelistico Juana Agulla (Closed)	0	0	0	\$0
Monsignor Felipe Bello Foundation (New)	16	13	6	\$9,817
North Miami Beach Medical Mobil Center	56	1,497	16	\$1,627,223
Open Door Health Center	204	12,179	181	\$1,415,033
Robert Morgan Dental Clinic	26	807	24	\$116,473
South Miami Children's Clinic	11	76	8	\$19,969
St. John Bosco Clinic	99	4,796	82	\$2,025,100
Universal Heritage Institute Clinic	126	5,003	104	\$565,486
University of Miami/St.John Bosco Tuesday Night Clinic	966	545	129	\$308,344
Urban Mercy Clinic	19	1,397	16	\$611,035
Total	4,971	71,931	1,391	\$35,906,724

Volunteer Health Care Provider Program Clinics and Contributions July 1, 2014 – June 30, 2015

MONROE COUNTY

Program/Setting	Total Number of Volunteers	Patient Visits	Number of Licensed Volunteers	Value of Contributions
Big Coppitt 1st Baptist Church of Key West	12	35	3	\$8,108
First Baptist Church of Islamorada	15	55	4	\$23,078
Good Health Clinic	34	3,017	28	\$10,564,967
Iglesia Bautista El Faro/Marathon Key (New)	14	33	2	\$9,380
Total	75	3,140	37	\$10,605,533

NASSAU COUNTY

Program/Setting	Total Number of Volunteers	Patient Visits	Number of Licensed Volunteers	Value of Contributions
Barnabas Center Inc. – Medical and Dental	35	1,258	24	\$383,868
Nassau Cares	1	1	1	\$250
Northeast Florida Baptist Association - (MDU)	25	87	11	\$14,188
Total	61	1,346	36	\$398,306

OKALOOSA COUNTY

Program/Setting	Total Number of Volunteers	Patient Visits	Number of Licensed Volunteers	Value of Contributions
Crossroads Center, Inc.	67	1,095	31	\$1,372,118
Hope Medical Clinic	34	1,329	22	\$771,777
Okaloosa Baptist Association – (MDU)	21	68	3	\$30,460
Total	122	2,492	56	\$2,174,355

OKEECHOBEE COUNTY

Program/Setting	Total Number of Volunteers	Patient Visits	Number of Licensed Volunteers	Value of Contributions
Open Hands Clinic	35	40	2	\$22,549
Total	35	40	2	\$22,549

Volunteer Health Care Provider Program Clinics and Contributions July 1, 2014 – June 30, 2015

ORANGE COUNTY

Program/Setting	Total Number of Volunteers	Patient Visits	Number of Licensed Volunteers	Value of Contributions
Dental Care Access Foundation	NR	NR	NR	NR
Epilepsy Foundation of Central Florida	NR	NR	NR	NR
Florida Baptist Convention - (MDU)	11	37	8	\$10,293
Florida Hospital Apopka Community Lung Clinic	87	538	71	\$80,888
Florida Hospital Bithlo Transformation Access to Dental Care	102	220	16	\$339,485
Florida Hospital Community After Hours Clinic	68	2,838	57	\$480,480
Grace Medical Home	321	6,181	248	\$4,121,190
Islamic Society of Central Florida	6	136	3	\$19,786
Mt. Sinai Center for Health and Wellness	7	31	5	\$4,881
Shepherd's Hope, Inc.	1,871	6,595	691	\$13,221,784
Special Care of Central Florida	185	2,599	185	\$2,408,644
St Luke's Coptic Medical Center @ St Rebecca & St Anthony Coptic Orthodox Church	27	499	18	\$88,475
Total	2,685	19,674	1,302	\$20,775,906

OSCEOLA COUNTY

Program/Setting	Total Number of Volunteers	Patient Visits	Number of Licensed Volunteers	Value of Contributions
Catholic Charities St. Thomas Aquinas	51	655	33	\$104,969
Osceola Christian Ministry Center - Medical Clinic	5	133	3	\$24,964
Osceola Christian Ministry Center - Dental Clinic	13	268	8	\$81,911
Osceola Christian Ministry Center - Pregnancy Center	3	13	1	\$1,161
Osceola County Council on Aging	75	3,036	68	\$756,955
Total	147	4,105	113	\$969,960

Volunteer Health Care Provider Program Clinics and Contributions July 1, 2014 – June 30, 2015

PALM BEACH COUNTY

Program/Setting	Total Number of Volunteers	Patient Visits	Number of Licensed Volunteers	Value of Contributions
Caridad Health Clinic - Dental	150	7,676	80	\$882,105
Caridad Health Clinic - Medical	312	10,790	159	\$2,350,460
Community Health Center – Medical & Vision	198	5,233	21	\$1,066,481
Jamaicans of the Palm Beaches	NR	NR	NR	NR
Kiwanis Immunization Coalition	NR	NR	NR	NR
Mission Medical Clinic - Medical & Dental	30	16,370	24	\$304,203
MyClinic- Jupiter	225	1,693	145	\$542,784
Palm Lakes Baptist Association – (MDU)	NR	NR	NR	NR
Palm Springs Baptist Church	22	265	12	\$58,916
Project Access	698	2,320	691	\$637,521
Redemptive Life Church	NR	NR	NR	NR
Save A Molar Program	NR	NR	NR	NR
St. Mary Clinic	12	10	9	\$4,281
T. Leroy Jefferson Medical Society	45	252	25	\$21,844
Total	1,692	44,609	1,166	\$5,868,595

PASCO COUNTY

Program/Setting	Total Number of Volunteers	Patient Visits	Number of Licensed Volunteers	Value of Contributions
CARES Senior Health Clinic	73	983	17	\$626,077
FBMDC- First Baptist Church of Lacochee	17	64	10	\$28,659
Good Samaritan Health Clinic of Pasco County	89	3,371	60	\$508,044
La Casa de Esperanza y Salud at Farmworkers Self-Help	NR	NR	NR	NR
Oasis Health and Wellness Center Inc. (New)	8	0	2	\$7,986
Saint Andre Free Clinic	7	250	3	\$37,790
St. Lukes Coptic Medical Center Inc.	NR	NR	NR	NR
West Pasco Dental Association GKAS	0	0	0	\$0
Total	194	4,668	92	\$1,208,556

Volunteer Health Care Provider Program Clinics and Contributions July 1, 2014 – June 30, 2015

PINELLAS COUNTY

Program/Setting	Total Number of Volunteers	Patient Visits	Number of Licensed Volunteers	Value of Contributions
Clearwater Free Clinic, Inc.	125	8,354	90	\$4,462,801
Community Dental Clinic	26	1,027	21	\$158,365
Gulf Coast Dental Outreach (Closed)	0	0	0	\$0
HEP Free Dental Clinic	28	1,986	28	\$584,619
La Clinica Guadalupana	46	1,878	23	\$1,164,275
Next STEPP Center	27	68	15	\$26,444
St. Luke Medical Center Inc.	8	120	4	\$16,846
Willa Carson Community Health Resource Center	0	0	0	\$0
Total	260	13,433	181	\$6,413,350

POLK COUNTY

Program/Setting	Total Number of Volunteers	Patient Visits	Number of Licensed Volunteers	Value of Contributions
A Woman's Choice, Inc.	7	153	5	\$34,586
Angels Care Center	408	1,018	48	\$442,507
Good Samaritan Free Clinic at Talbot House	43	4,875	26	\$935,266
Lake Wales Free Clinic	34	1,414	21	\$1,726,985
Lakeland Volunteers in Medicine (Medical & Dental)	391	11,785	202	\$4,619,869
Light House Ministries	1	5	1	\$1,741
Mid-Town Dental Clinic / Free Dental Day (New)	0	0	0	\$0
Parkview Outreach Community Center	22	1,633	10	\$1,506,832
Polk Co. Health Care Dental Clinic @ Traviss Center	86	833	33	\$422,308
Project Dentists Care Give Kids a Smile	44	66	9	\$41,183
Project Dentists Care Polk County Dental Clinics	3	11	3	\$8,602
The Guadalupano Dental Clinic (New)	0	0	0	\$0
The Haley Center FBC	52	1,521	27	\$614,248
We Care of Polk County	189	1,022	189	\$1,202,829
Total	1,280	24,336	574	\$11,556,956

Volunteer Health Care Provider Program Clinics and Contributions July 1, 2014 – June 30, 2015

PUTNAM COUNTY

Program/Setting	Total Number of Volunteers	Patient Visits	Number of Licensed Volunteers	Value of Contributions
Putnam County Medical Mission	32	796	11	\$50,998
Total	32	796	11	\$50,998

SANTA ROSA COUNTY

Program/Setting	Total Number of Volunteers	Patient Visits	Number of Licensed Volunteers	Value of Contributions
Good Samaritan Clinic	132	4,201	83	\$2,162,845
Jay First Baptist Church - (MDU)	30	35	3	\$17,244
Santa Rosa We Care	80	5,289	80	\$4,529,722
Total	242	9,525	166	\$6,709,811

SARASOTA COUNTY

Program/Setting	Total Number of Volunteers	Patient Visits	Number of Licensed Volunteers	Value of Contributions
Epilepsy Foundation of SW FL	3	221	3	\$14,725
Genesis Health Services, Inc.	3	3,150	0	\$366,422
Good Samaritan Pharmacy & Health Services Inc.	45	1,090	16	\$526,425
Sarasota County Health Department Dental Project	5	3	5	\$3,700
Total	56	4,464	24	\$911,272

SEMINOLE COUNTY

Program/Setting	Total Number of Volunteers	Patient Visits	Number of Licensed Volunteers	Value of Contributions
Harvest Time International Medical & Dental Care Center, (Closed)	0	0	0	\$0
Shepard's Hope, Inc. (Longwood)	500	4,147	312	\$9,092,348
St. Luke's Coptic Medical Center @ Archangel Michael Coptic Orthodox Church	4	96	2	\$29,468
Total	504	4,243	314	\$9,121,816

Volunteer Health Care Provider Program Clinics and Contributions July 1, 2014 – June 30, 2015

ST. JOHNS COUNTY

Program/Setting	Total Number of Volunteers	Patient Visits	Number of Licensed Volunteers	Value of Contributions
Good Samaritan Health Centers, Inc. / Wildflower Medical and Dental Clinic	111	6,599	66	\$2,106,717
Total	111	6,599	66	\$2,106,717

ST. LUCIE COUNTY

Program/Setting	Total Number of Volunteers	Patient Visits	Number of Licensed Volunteers	Value of Contributions
St. Lucie County Health Access Network Inc. (HANDS)	266	5,789	115	\$11,385,445
The Good Samaritan Free Health Clinic	16	223	11	\$49,836
Total	282	6,012	126	\$11,435,281

SUMTER COUNTY

Program/Setting	Total Number of Volunteers	Patient Visits	Number of Licensed Volunteers	Value of Contributions
Catholic Charities - Lazarus Free Medical Clinic	38	1,343	31	\$208,265
Project Dentists Care - Give Kids A Smile (Closed)	0	0	0	\$0
Total	38	1,343	31	\$208,265

VOLUSIA COUNTY

Program/Setting	Total Number of Volunteers	Patient Visits	Number of Licensed Volunteers	Value of Contributions
Good Samaritan Clinic of West Volusia - Medical & Dental	114	1,466	81	\$341,055
Bella Vista Baptist Church - (MDU)	41	111	21	\$56,908
Halifax Urban Ministries - Star Center	NR	NR	NR	\$0
Jesus Clinic	156	2,674	94	\$739,930
First Baptist Church of New Smyrna Beach - (MDU)	37	95	11	\$66,772
St. Luke's Coptic Medical Center, Inc.	5	13	4	\$6,800
Total	353	4,359	211	1,211,465

Volunteer Health Care Provider Program Clinics and Contributions July 1, 2014 – June 30, 2015

WALTON COUNTY

Program/Setting	Total Number of Volunteers	Patient Visits	Number of Licensed Volunteers	Value of Contributions
Walton County Baptist Association – (MDU)	NR	NR	NR	NR
Walton County We Care	19	33	19	\$18,515
Total	19	33	19	\$18,515

Volunteer Health Care Provider Program Clinics, Section 766.1115, Florida Statutes
 NR=not reported
 Value of Contributions: includes donations and the value of volunteers' services
 MDU= Florida Baptist Convention, Mobile Dental Unit

Appendix A



CHIEF FINANCIAL OFFICER
JEFF ATWATER
STATE OF FLORIDA

January 7, 2015

Duane A. Ashe
Chief, Health Resources and Access Section
Department of Health
4052 Bald Cypress Way, BIN #A05
Tallahassee, FL 32399-1706

Re: Volunteer Healthcare Provider Program

Dear Mr. Ashe:

Pursuant to s.766.1115(7), F.S., this is to report that 10 claims have been filed against the Volunteer Healthcare Provider Program with the Division of Risk Management. Information on these claims is shown below:

1. George Leonard, our file G12-01-521, reported 12/11/01, current status "Closed", \$100,000 paid for settlement, \$53,657.75 paid for defense costs, Hernando County Health Department.
2. Shari Ann Mills, our file G02-00-060, reported 02/15/00, current status "Closed", \$25,000 paid for settlement, \$83,416.40 paid for defense costs, Martin County Health Department.
3. Ana Maria Pinto, our file G08-01-048, reported 08/17/01, current status "Closed", \$75,000 paid for settlement, \$164,792.58 paid for defense costs, Dade County Health Department.
4. Rosa Mercado, our file G07-03-001, reported 06/23/03, current status "Closed", \$43,000 paid for settlement, \$82,283.32 paid for defense costs, Dade County Health Department.
5. Cleveland Payne, our file G04-05-046, reported 03/16/05, current status "Closed", \$7,500 paid for settlement, \$68,469.23 paid for defense costs, Orange County Health Department.

FLORIDA DEPARTMENT OF FINANCIAL SERVICES
LEWIS R. (RAY) WILLIAMS • CHIEF OF STATE LIABILITY AND PROPERTY CLAIMS
DIVISION OF RISK MANAGEMENT • BUREAU OF STATE LIABILITY AND PROPERTY CLAIMS
200 EAST GAINES STREET • TALLAHASSEE, FLORIDA 32399-0338 • TEL. 850-413-4850 • FAX 850-413-2730
EMAIL • RAY.WILLIAMS@MYFLORIDACFO.COM

AFFIRMATIVE ACTION • EQUAL OPPORTUNITY EMPLOYER

Appendix A

Page 2
Duane Ashe
January 7, 2015

6. The following three claim files involve the same claimant/plaintiff.

Karl Wester, our file G02-04-065, reported 08/12/03, current status "Closed", paid \$123,472.52 in defense costs (no money paid to settle the bodily injury claim) for Dr. Janet M. Miles and Dr. Philip Lopez, Indian River County Health Department.

Karl Wester, our file G08-03-066, reported 08/12/03, current status "Closed", \$75,000 paid for settlement for DOH, Indian River County Health Department, and Doctors Richard J. Morgan and Fred Ackroyd, and \$104,057.14 paid in defense costs, Indian River County Health Department.

Karl Wester, our file G11-03-047, reported 11/5/03, current status "Closed", paid \$3,791.94 in defense costs, Indian River Health Department. This file is a duplicate to the file listed above.

7. William Marshall, our file G12-06-510, reported 12/05/06, current status "Closed", paid \$2,619.40 in defense costs, Santa Rosa County Health Department.

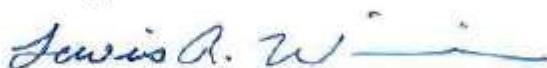
8. Rebecca Gray, our file G04-07-045, reported 4/23/07, current status "Closed", paid \$1,983.40 in defense costs, CMS-18, Miami South.

9. Audwan Gonzalez, our file G02-10-051, reported 2/22/10, current status "Closed", paid \$9,562.62 in defense costs, Brevard County Health Department.

10. Flor Leidens, our file G03-12-018, reported 3/6/12, current status "Closed", \$190,000 paid for settlement, \$15,240.28 paid for defense costs, Palm Beach County Health Department.

Please call me if you need additional information.

Sincerely,



LEWIS R. WILLIAMS
Chief of State Liability and Property Claims

cc: Mike Andrews, Division of Risk Management
Marc Stemle, Division of Risk Management
R.J. Castellanos, Division of Risk Management