



2013–2014 Volunteer Health Services Annual Report

April 2015

Rick Scott
Governor

John H. Armstrong, MD, FACS
Surgeon General and Secretary of Health

TABLE OF CONTENTS

	Page
Introduction-----	1
Volunteer Health Care Provider Program Overview-----	3
Map of Volunteer Health Care Provider Program Clinic Locations-----	4
Table of Volunteer Health Care Provider Program Clinics and Contributions-----	5
Appendix:	
A. Financial Liability Report -----	A-1

Introduction

This annual report is provided in accordance with section 766.1115(8), Florida Statutes to summarize contributions made through the Volunteer Health Care Provider Program (VHCPP). Created by the "Access to Health Care Act" in 1992, the VHCPP improves access to medical care for uninsured and underserved low income residents by allowing licensed medical professionals to become agents of the state. In exchange for the professional services they donate to financially eligible clients referred by the Department's agents and employees, the providers are protected by sovereign immunity. Volunteer health care professionals sign a contract with the state and are primarily associated with not-for-profit community or faith-based medical safety net organizations.

To be eligible for VHCPP medical services, a client must:

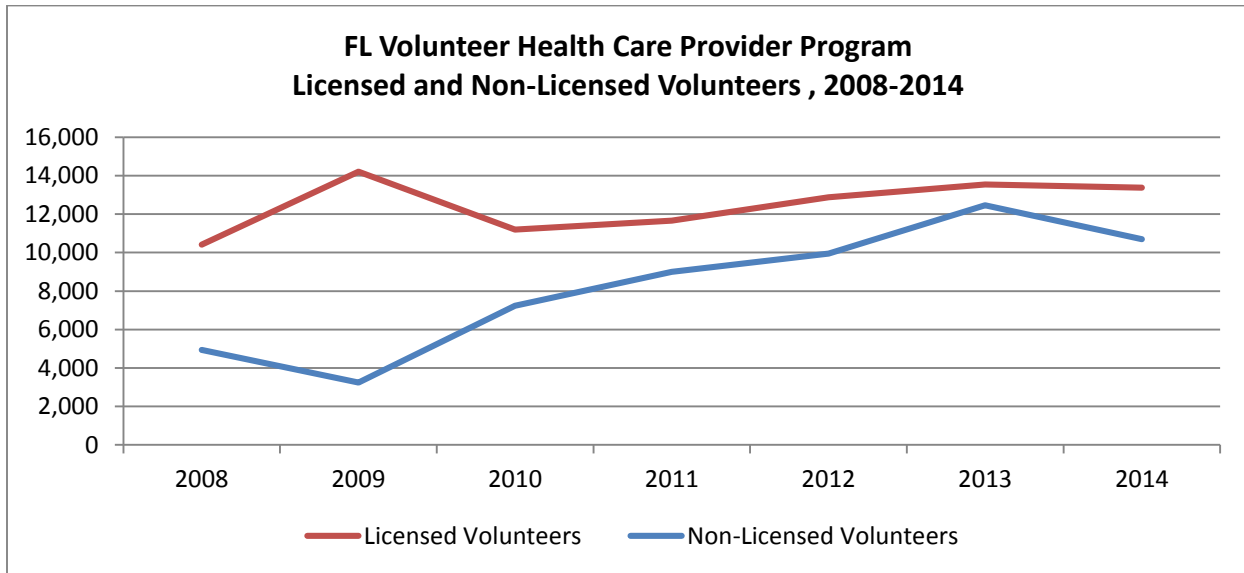
- Not have health insurance that covers the treatment being sought; and have a net family income that does not exceed 200% of the federal poverty level; or
- Be Medicaid eligible under Florida law and meet the program's income eligibility criteria. For Medicaid eligible clients to receive services through a free clinic, the service must not be covered by Medicaid, or not available because of a lack of Medicaid providers.

From July 1, 2013 through June 30, 2014, the value of health-related goods and services provided to Florida's citizens through volunteers and donations totaled more than \$297 million. Since the Volunteer Health Care Provider Program's inception in 1992, the Department has documented more than \$2.6 billion in donated goods and services.

As required by section 766.1115 (7), Florida Statutes, this report includes a list of claims under the VHCPP compiled by the Florida Department of Financial Services, Division of Risk Management. This report is in the form of a letter and is provided on Appendix A.

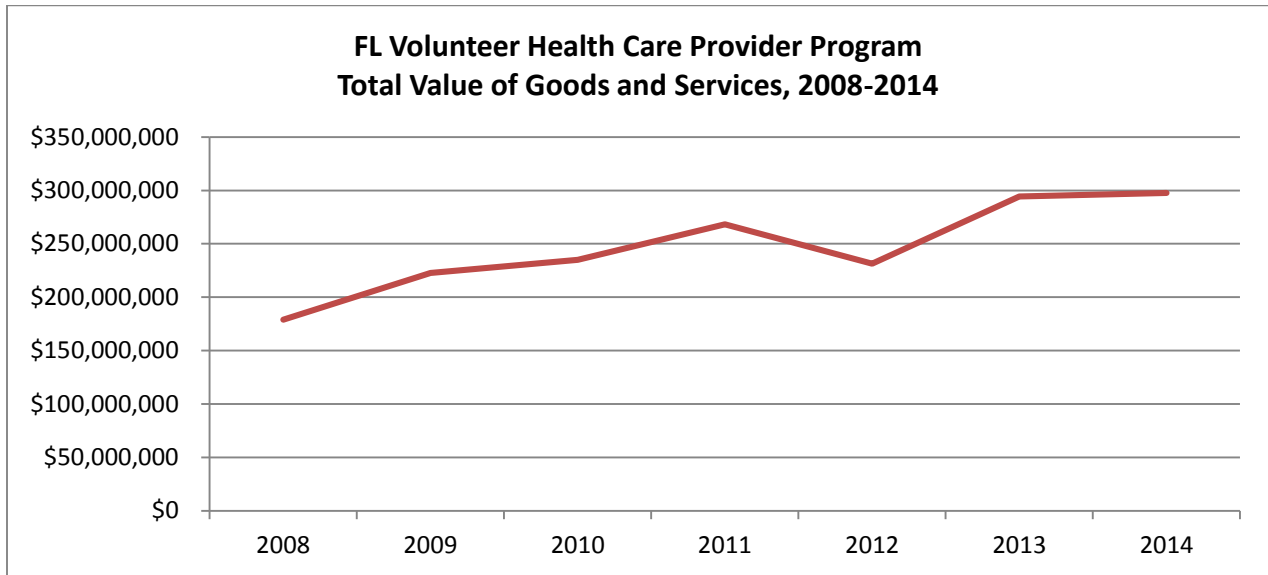
Volunteer Health Care Provider Program Activities

This section of the report documents the contributions made by participants in the Volunteer Health Care Provider Program (VCHPP). During this reporting period, there were 13,381 licensed health care professionals and 10,689 clinic staff volunteers who provided 469,305 health care services to citizens. Since 2008, the VHCPP has increased its numbers of licensed providers by 28.5% and non-licensed providers by 116.6%, increasing access to health care by 54.1%.



Year	Licensed Volunteers	% Change Compared to 2008	Non-Licensed Volunteers	% Change Compared to 2008
2008	10,410	-	4,934	-
2009	14,199	36.4%	3,249	-34.2%
2010	11,193	7.5%	7,238	46.7%
2011	11,664	12.0%	8,999	82.4%
2012	12,867	23.6%	9,949	101.6%
2013	13,543	30.1%	12,459	152.5%
2014	13,381	28.5%	10,689	116.6%

Monetary values contained in this report are determined and supplied to the Department by volunteer provider organizations and clinics across Florida. During the 2013-2014 reporting period, 208 such entities reported receiving donations of more than \$170 million in monies, supplies and equipment from external sources. When coupled with the value of volunteer hours, the total value of donated goods and services grows to \$297,782,140. As shown below, this represents an increase of 67.2% since 2008.



Year	Value of Goods and Services	% Change Compared to 2008
2008	\$ 178,814,932	-
2009	\$ 222,773,587	24.6%
2010	\$ 234,975,263	31.4%
2011	\$ 268,404,782	50.1%
2012	\$ 231,530,324	29.5%
2013	\$ 294,427,678	64.7%
2014	\$ 297,782,140	66.5%

The map on the following page shows the distribution of volunteer clinics throughout the state. The table starting on page 5 summarizes reported volunteer and patient visit counts and the value of contributions by county and by clinic.

Volunteer Health Care Provider Program Clinics and Contributions July 1, 2013 – June 30, 2014

STATEWIDE

Program/Setting	Total Number of Volunteers	Patient Visits	Number of Licensed Volunteers	Value of Contributions
Total	24,070	469,305	13,381	\$297,782,140

ALACHUA COUNTY

Program/Setting	Total Number of Volunteers	Patient Visits	Number of Licensed Volunteers	Value of Contributions
Equal Access Clinic @ Gainesville Community Ministry: Closed	0	0	0	\$0
Helping Hands Clinic	126	2,108	48	\$584,650
RAHMA Mercy Clinic	74	210	24	\$80,213
Santa Fe River Baptist Association - Baptist Dental Van	12	97	7	\$45,582
We Care Network	983	2,330	980	\$3,853,665
Westside Samaritans Clinic	31	650	18	\$166,055
Total	1,226	5,395	1,077	\$4,730,165

BAY COUNTY

Program/Setting	Total Number of Volunteers	Patient Visits	Number of Licensed Volunteers	Value of Contributions
Avicenna Free Clinic	48	1,811	31	\$219,774
Bay Cares	233	1,538	233	\$26,747,685
St. Andrew Community Medical Center	183	13,965	88	\$3,399,309
Total	464	17,314	352	\$30,366,768

BREVARD COUNTY

Program/Setting	Total Number of Volunteers	Patient Visits	Number of Licensed Volunteers	Value of Contributions
Brevard Health Alliance (BHA)	261	1,321	257	\$12,071,501
Primary Access to Health Program, BCHD	56	3,166	56	\$1,699,242
Space Coast Volunteers In Medicine - Medical	91	1,608	56	\$573,756
Space Coast Volunteers In Medicine - Dental	34	439	25	\$172,639
Volunteer Adult Dental Clinic, BCHD	16	19	16	\$20,000
House of Hope, Merritt Island – Dental: Closed	0	0	0	\$0
Total	458	6,553	410	\$14,537,138

Volunteer Health Care Provider Program Clinics and Contributions July 1, 2013 – June 30, 2014

BROWARD COUNTY

Program/Setting	Total Number of Volunteers	Patient Visits	Number of Licensed Volunteers	Value of Contributions
Broward Outreach Centers - Hollywood	67	892	2	\$137,914
Broward Outreach Centers - Pompano	65	625	2	\$115,670
Broward Partnership for the Homeless, Inc.	2	246	2	\$82,871
Gulfstream Baptist Association (GSBA) – BDV	21	92	11	\$33,310
GSBA's Living Water Care Center - North	7	1,171	1	\$770,050
GSBA's Living Water Care Center - South	19	1,136	13	\$608,871
Light of the World Clinic, Inc.	278	3,047	51	\$1,188,551
Total	459	7,209	82	\$2,937,237

CALHOUN COUNTY

Program/Setting	Total Number of Volunteers	Patient Visits	Number of Licensed Volunteers	Value of Contributions
Apalachee Baptist Association - BDV	44	94	15	\$24,871
Total	44	94	15	\$24,871

CHARLOTTE COUNTY

Program/Setting	Total Number of Volunteers	Patient Visits	Number of Licensed Volunteers	Value of Contributions
Charlotte County Homeless Coalition: Closed	0	0	0	\$0
Charlotte County Physicians for Volunteer Services, Inc. :Closed	0	0	0	\$0
Englewood Community Care Clinic, Inc.	78	968	56	\$337,335
Virginia B. Andes Community Clinic Inc.	235	8,683	135	\$3,887,113
Total	313	9,651	191	\$4,224,448

Volunteer Health Care Provider Program Clinics and Contributions July 1, 2013 – June 30, 2014

CITRUS COUNTY

Program/Setting	Total Number of Volunteers	Patient Visits	Number of Licensed Volunteers	Value of Contributions
Citrus County Family Resource Center-Connections Clinic	12	304	7	\$54,079
Nature Coast Baptist Association - (Baptist Dental Van)	91	62	23	\$31,676
We Care of Citrus County	34	573	34	\$277,716
Nature Coast Medical and Dental Clinic	16	425	3	\$55,698
Total	153	1,364	67	\$419,170

CLAY COUNTY

Program/Setting	Total Number of Volunteers	Patient Visits	Number of Licensed Volunteers	Value of Contributions
Clay County Dental Care	97	557	17	\$205,013
Clay County Volunteer Medical Clinic: Closed	0	0	0	\$0
Clay County We Care	46	111	46	\$194,162
The Way Free Medical Clinic	171	4,330	73	\$2,094,011
Total	314	4,998	136	\$2,493,186

COLLIER COUNTY

Program/Setting	Total Number of Volunteers	Patient Visits	Number of Licensed Volunteers	Value of Contributions
Dental Outreach of Collier, Inc.	19	225	14	\$170,150
Neighborhood Health Clinic, Inc.	627	1,607	245	\$3,888,158
P. L. A. N. Collier We Care, Inc.	217	1,350	216	\$1,843,992
Royal Palm Baptist Association - (Baptist Dental Van) :Closed	0	0	0	\$0
Total	863	3,182	475	\$5,902,300

COLUMBIA COUNTY

Program/Setting	Total Number of Volunteers	Patient Visits	Number of Licensed Volunteers	Value of Contributions
Beulah Baptist Association - (Baptist Dental Van)	18	66	14	\$25,480
Total	18	66	14	\$25,480

Volunteer Health Care Provider Program Clinics and Contributions July 1, 2013 – June 30, 2014

DUVAL COUNTY

Program/Setting	Total Number of Volunteers	Patient Visits	Number of Licensed Volunteers	Value of Contributions
Christ the King: Closed	0	0	0	\$0
City Rescue Mission Dental Clinic	189	482	167	\$194,110
City Rescue Mission Medical Clinic	18	1,266	14	\$93,932
Community Health Outreach / Healing Hands Medical & Dental Ministry	56	2,358	47	\$535,870
Healing Hands Dental / Project Dentists Care: Closed	0	0	0	\$0
Healing Hands Medical: Closed	0	0	0	\$0
I.M. Sulzbacher Clinic	17	458	14	\$890,724
Jacksonville Baptist Association - Dental Van	164	454	38	\$139,571
Legacy of Care Health Center, Inc.	52	93	36	\$49,544
Mission House Clinic	137	2,416	89	\$348,548
Muslim American Social Services	85	509	43	\$76,662
Project Dentist's Care - Give Kids a Smile	66	42	32	\$28,633
River City Clinic : Closed	0	0	0	\$0
Trinity Rescue Mission	8	471	5	\$47,448
Vision Is Priceless Council, Inc.	129	685	35	\$43,859
We Care Jacksonville, Inc.	587	11,087	582	\$24,958,291
Total	1,508	20,321	1,102	\$27,407,190

ESCAMBIA COUNTY

Program/Setting	Total Number of Volunteers	Patient Visits	Number of Licensed Volunteers	Value of Contributions
Escambia Dental Cooperative: Closed	0	0	0	\$0
Escambia We Care	195	3,759	195	\$7,291,553
Health and Hope Clinic	207	3,435	68	\$2,869,438
Pathways For Change	8	125	1	\$84,386
Pensacola Bay Baptist Association - BDV	61	66	19	\$42,199
St. Joseph Medical Screening Clinic	115	8,188	89	\$1,150,146
Total	586	15,573	372	\$11,437,723

Volunteer Health Care Provider Program Clinics and Contributions July 1, 2013 – June 30, 2014

FLAGLER COUNTY

Program/Setting	Total Number of Volunteers	Patient Visits	Number of Licensed Volunteers	Value of Contributions
Flagler County Free Clinic, Inc.	148	2,036	94	\$663,398
Flagler Free Dental Clinic	9	76	5	\$8,763
Total	157	2,112	99	\$672,161

GILCHRIST COUNTY

Program/Setting	Total Number of Volunteers	Patient Visits	Number of Licensed Volunteers	Value of Contributions
Harmony Baptist Association- BDV	17	41	4	\$12,300
Total	17	41	4	\$12,300

HERNANDO COUNTY

Program/Setting	Total Number of Volunteers	Patient Visits	Number of Licensed Volunteers	Value of Contributions
Crescent Community Clinic	125	4,579	59	\$1,362,662
Project Access	60	153	60	\$64,558
Total	185	4,732	119	\$1,427,220

HIGHLANDS COUNTY

Program/Setting	Total Number of Volunteers	Patient Visits	Number of Licensed Volunteers	Value of Contributions
Samaritan's Touch Care Center, Inc. – Sebring Clinic	111	7,844	52	\$5,556,647
Samaritan's Touch Care Center, Inc. - Lake Placid: Closed	0	0	0	\$0
Total	111	7,844	52	\$5,556,647

Volunteer Health Care Provider Program Clinics and Contributions July 1, 2013 – June 30, 2014

HILLSBOROUGH COUNTY

Program/Setting	Total Number of Volunteers	Patient Visits	Number of Licensed Volunteers	Value of Contributions
Brandon Outreach Clinic	267	3,157	182	\$2,274,968
Bridge Healthcare Clinic	233	803	33	\$446,660
Catholic Mobile Medical Service	31	1,972	29	\$136,598
Center for Family Health	21	1,319	13	\$91,014
HCDA / GKAS	15	10	3	\$7,085
Judeo Christian Health Clinic	297	36,437	253	\$9,413,994
Mission Tampa Inc. / Mission Smiles	331	363	41	\$227,368
New Beginnings of Tampa	NR	NR	NR	NR
Red Crescent Clinic	22	2,880	19	\$242,480
St. Lukes Coptic Medical Center Inc.	19	840	12	\$750,331
FBMDC- Idlewild Baptist Church	14	53	5	\$8,898
Total	1,250	47,834	590	\$13,599,398

HOLMES COUNTY

Program/Setting	Total Number of Volunteers	Patient Visits	Number of Licensed Volunteers	Value of Contributions
Holmes County Community Health Center	22	262	18	\$63,251
Total	22	262	18	\$63,251

INDIAN RIVER COUNTY

Program/Setting	Total Number of Volunteers	Patient Visits	Number of Licensed Volunteers	Value of Contributions
Indian River County We Care	138	1,284	137	\$581,200
Total	138	1,284	137	\$581,200

JACKSON COUNTY

Program/Setting	Total Number of Volunteers	Patient Visits	Number of Licensed Volunteers	Value of Contributions
Alford Community Health Clinic	12	200	8	\$57,438
Chipola Baptist Association – BDV: Closed	0	0	0	\$0
Faith Health Clinic	22	652	12	\$98,484
Graceville Free Clinic	22	25	7	\$7,689
Project Dentists Care - Give Kids a Smile: Closed	0	0	0	\$0
Total	56	877	27	\$163,610

Volunteer Health Care Provider Program Clinics and Contributions July 1, 2013 – June 30, 2014

LAKE COUNTY

Program/Setting	Total Number of Volunteers	Patient Visits	Number of Licensed Volunteers	Value of Contributions
Catholic Charities - St. Luke's Medical and Dental Clinic	64	1,288	39	\$408,484
Community Medical Care Center of Leesburg, Inc.	101	7,016	67	\$1,963,400
Florida Hospital Waterman, Inc., Community Primary Health Clinic	36	2,809	19	\$4,230,380
Lake County Baptist Association - BDV	128	120	40	\$69,072
Project Dentists Care - Give Kids A Smile: Closed	0	0	0	\$0
We Care of Lake County, Inc.	25	1,515	22	\$856,392
South Lake Hospital, Inc., South Lake Health Clinic	173	1,882	135	\$1,204,192
Total	527	14,630	322	\$8,731,920

LEE COUNTY

Program/Setting	Total Number of Volunteers	Patient Visits	Number of Licensed Volunteers	Value of Contributions
Bonita Springs Club Eye Clinic	37	1,749	14	\$295,492
Christian Health Ministries	196	1,426	11	\$127,880
Lee County Volunteers In Medicine, Inc.	17	589	11	\$276,294
Project Dentists Care of SW, FL Inc.	40	826	21	\$326,634
We Care of Lee County	397	1,623	390	\$6,772,693
Total	687	6,213	447	\$7,798,993

LEON COUNTY

Program/Setting	Total Number of Volunteers	Patient Visits	Number of Licensed Volunteers	Value of Contributions
Neighborhood Health Service	NR	NR	NR	NR
Tallahassee Leon Shelter	4	62	2	\$19,753
We Care Network	377	2,420	369	\$5,845,370
Total	381	2,482	371	\$5,865,122

Volunteer Health Care Provider Program Clinics and Contributions July 1, 2013 – June 30, 2014

LEVY COUNTY

Program/Setting	Total Number of Volunteers	Patient Visits	Number of Licensed Volunteers	Value of Contributions
Harmony Baptist Association - Chiefland- BDV	40	107	20	\$60,341
Harmony Baptist Association - Cedar Key - BDV	25	67	11	\$20,442
Total	65	174	31	\$80,783

MANATEE COUNTY

Program/Setting	Total Number of Volunteers	Patient Visits	Number of Licensed Volunteers	Value of Contributions
Community Coalition on Homelessness, One Stop Center	94	6,513	43	\$1,391,484
Epilepsy Services of SW, FL Inc./Manatee	3	179	3	\$7,500
We Care Manatee, Inc.	91	640	86	\$616,706
Total	188	7,332	132	\$2,015,690

MARION COUNTY

Program/Setting	Total Number of Volunteers	Patient Visits	Number of Licensed Volunteers	Value of Contributions
Our Lady of Guadalupe	14	294	10	\$30,748
Interfaith Emergency Services, Inc.: Closed	0	0	0	\$0
Project Dentists Care of Marion County	67	20	13	\$14,458
We Care of Marion County, Inc.	532	2,642	531	\$7,236,744
Total	613	2,956	554	\$7,281,950

MARTIN COUNTY

Program/Setting	Total Number of Volunteers	Patient Visits	Number of Licensed Volunteers	Value of Contributions
Christian Community Care Center, Inc.	17	490	9	\$153,976
Light of the World Charities - Dental Clinic	21	202	9	\$60,053
Light of the World Charities - Stateside Surgery	11	1	8	\$3,269
Volunteers in Medicine - Martin County	111	11,883	50	\$6,670,953
Total	160	12,576	76	\$6,888,251

Volunteer Health Care Provider Program Clinics and Contributions July 1, 2013 – June 30, 2014

MIAMI-DADE COUNTY

Program/Setting	Total Number of Volunteers	Patient Visits	Number of Licensed Volunteers	Value of Contributions
Miami Baptist Association - BDV	133	163	13	\$31,973
Brownsville Medical Center	5	15	3	\$35,188
Caring for Miami	516	1,031	84	\$134,401
Center for Haitian Studies GYN Clinic	37	1,626	16	\$722,411
C.O.F.F.O/ La Clinica	10	67	2	\$44,230
Dade County Dental Research Clinic/Community Smiles	486	8,312	386	\$3,347,379
Doral Pro-Health	6	0	6	\$0
Good News Care Center	37	14,485	37	\$5,810,250
Good Samaritan Health Clinic	22	1,627	5	\$462,924
League Against Cancer	1,498	3,437	219	\$7,153,347
Lotus House Wellness Center	183	396	28	\$88,443
Malta Projects of South Florida: Closed	0	0	0	\$0
Mercy Mission Services / St. John Bosco Clinic	123	4,311	59	\$1,677,982
Miami Rescue Mission Clinic	42	4,322	12	\$396,662
Ministerio Medico Evangelistico Juana Agulla	8	336	6	\$57,502
North Miami Beach Medical Mobile Center	63	1,968	15	\$1,183,044
Open Door Health Center	160	32,273	160	\$4,277,590
Robert Morgan Dental Clinic	34	1,122	34	\$224,400
South Miami Children's Clinic	9	106	9	\$29,000
Universal Heritage Institute Clinic	88	6,981	79	\$457,378
University of Miami/ St. John Bosco Tuesday Night Clinic	953	643	104	\$233,328
Urban Mercy Clinic	34	1,290	6	\$576,276
Baptist Health So. FL and Mariners Hospital & Baptist Health in Monroe County	NR	12,433	NR	\$19,143,877
Total	4,447	96,944	1,283	\$46,087,585

MONROE COUNTY

Program/Setting	Total Number of Volunteers	Patient Visits	Number of Licensed Volunteers	Value of Contributions
Good Health Clinic	39	2,822	39	\$413,551
Big Coppitt 1st Baptist Church of Key West	12	54	3	\$15,460
First Baptist Church of Islamorada	5	42	1	\$15,382
Total	56	2,918	43	444,393

Volunteer Health Care Provider Program Clinics and Contributions July 1, 2013 – June 30, 2014

NASSAU COUNTY

Program/Setting	Total Number of Volunteers	Patient Visits	Number of Licensed Volunteers	Value of Contributions
Nassau Cares	32	119	18	\$52,753
Northeast Florida Baptist Association - Dental Van	26	83	9	\$21,419
Barnabas Center Inc. - Medical	61	1,080	47	\$134,228
Barnabas Center Inc. - Dental	7	446	3	\$158,010
The Samaritan Medical Clinic: Closed	0	0	0	\$0
Total	126	1,728	77	\$366,410

OKALOOSA COUNTY

Program/Setting	Total Number of Volunteers	Patient Visits	Number of Licensed Volunteers	Value of Contributions
Crossroads Center, Inc.	NR	NR	NR	NR
Hope Clinic	47	1,070	40	\$380,269
Total	47	1,070	40	\$380,269

ORANGE COUNTY

Program/Setting	Total Number of Volunteers	Patient Visits	Number of Licensed Volunteers	Value of Contributions
Dental Care Access Foundation	265	1,293	250	\$1,042,933
Epilepsy Foundation of Central Florida	1	16	1	\$4,000
Florida Hospital Community After Hours Clinic	67	3,423	57	\$537,853
Florida Hospital Apopka Community Lung Clinic	94	325	88	\$937,931
Special Care of Central Florida	179	2,530	179	\$1,965,357
Grace Medical Home	370	7,603	251	\$4,497,527
Florida Baptist Convention Mobile Dental (3 events)	25	104	7	\$22,470
Islamic Society of Central Florida	4	125	3	\$11,073
Mt. Sinai Center for Health and Wellness	7	79	5	\$8,565
Phap Vu Buddhist Health Center: Closed	0	0	0	\$0
St Luke's Coptic Medical Center @ St Rebecca Coptic Orthodox Church	27	263	18	\$43,271
Shepherd's Hope, Inc. (4 Orange County Locations)	1,402	8,702	560	\$19,984,057
Total	2,441	24,463	1,419	\$29,055,037

Volunteer Health Care Provider Program Clinics and Contributions July 1, 2013 – June 30, 2014

OSCEOLA COUNTY

Program/Setting	Total Number of Volunteers	Patient Visits	Number of Licensed Volunteers	Value of Contributions
Catholic Charities St. Thomas Aquinas	54	989	33	\$89,380
Osceola Christian Ministry Center - Medical Clinic	7	171	5	\$27,328
Osceola Christian Ministry Center - Dental Clinic	14	273	9	\$73,604
Osceola Christian Ministry Center - Pregnancy Center	3	8	1	\$1,132
Osceola County Council on Aging	23	1,980	19	\$873,233
Total	101	3,421	67	\$1,064,677

PALM BEACH COUNTY

Program/Setting	Total Number of Volunteers	Patient Visits	Number of Licensed Volunteers	Value of Contributions
Palm Lakes Baptist Association - BDV	15	89	8	\$23,751
Caridad Health Clinic - Dental	150	6,404	71	\$809,832
Caridad Health Clinic - Medical	368	19,695	176	\$2,878,190
Community Health Center – Medical & Vision	89	3,431	22	\$804,797
Community Health Center – Dental: Closed	0	0	0	\$0
MyClinic- Jupiter	50	542	32	\$268,828
Jamaicans of the Palm Beaches	27	180	21	\$13,646
Kiwanis Immunization Coalition	0	0	0	\$0
Mission Medical Clinic - Medical & Dental	39	15,840	27	\$1,085,900
Palm Springs Baptist Church	20	104	12	\$12,984
Project Access	693	2,104	682	\$996,954
Redemptive Life Church	56	100	9	\$14,234
Save A Molar Program	4	30	3	\$18,023
St. Mary Clinic	7	9	4	\$2,359
T. Leroy Jefferson Medical Society	NR	NR	NR	NR
Total	1,518	48,528	1,067	\$6,929,499

Volunteer Health Care Provider Program Clinics and Contributions July 1, 2013 – June 30, 2014

PASCO COUNTY

Program/Setting	Total Number of Volunteers	Patient Visits	Number of Licensed Volunteers	Value of Contributions
Saint Andre Free Clinic	7	164	4	\$30,258
Blessed Andre Free Clinic: Closed	0	0	0	\$0
CARES Senior Health Clinic	27	984	15	\$320,413
Good Samaritan Health Clinic of Pasco County	119	3,754	87	\$671,780
La Casa de Esperanza y Salud at Farmworkers Self-Help	6	76	2	\$7,224
Pasco County Baptist Association MDV: Closed	0	0	0	\$0
FBMDC- First Baptist Church of Lacochee	NR	NR	NR	NR
St. Lukes Coptic Medical Center Inc.	7	180	3	\$34,782
West Pasco Dental Association GKAS	NR	NR	NR	NR
Total	166	5,158	111	\$1,064,457

PINELLAS COUNTY

Program/Setting	Total Number of Volunteers	Patient Visits	Number of Licensed Volunteers	Value of Contributions
Clearwater Free Clinic, Inc.	146	13,247	98	\$3,919,783
Gulf Coast Dental Outreach	163	914	159	\$621,655
HEP Free Dental Clinic	35	1,916	29	\$466,830
La Clinica Guadalupana	41	1,485	16	\$449,510
Next STEPP Center	36	69	29	\$23,319
St. Luke Medical Center Inc.	11	250	7	\$75,188
Willa Carson Community Health Resource Center	16	2,368	7	\$651,277
Community Dental Clinic	39	112	34	\$235,299
Total	487	20,361	379	\$6,442,861

Volunteer Health Care Provider Program Clinics and Contributions July 1, 2013 – June 30, 2014

POLK COUNTY

Program/Setting	Total Number of Volunteers	Patient Visits	Number of Licensed Volunteers	Value of Contributions
Angels Care Center: Closed	0	0	0	\$0
Good Samaritan Free Clinic at Talbot House	40	5,510	25	\$1,718,471
Lake Wales Free Clinic	27	637	20	\$915,075
Angels Care Center	211	1,213	56	\$668,875
Lakeland Volunteers in Medicine (Medical & Dental)	530	10,811	211	\$1,929,829
Light House Ministries	1	4	1	\$1,093
Parkview Outreach Community Center	61	1,131	57	\$586,920
Polk Co. Health Care Dental Clinic @ Traviss Center	17	766	1	\$373,524
Project Dentists Care Give Kids a Smile	38	67	15	\$43,247
Project Dentists Care Polk County Dental Clinics	8	39	3	\$26,635
The Haley Center FBC	52	3,065	22	\$533,442
We Care of Polk County	212	1,489	212	\$3,197,016
A Woman's Choice, Inc.	12	183	6	\$317,270
Total	1,209	24,915	629	\$10,311,397

PUTNAM COUNTY

Program/Setting	Total Number of Volunteers	Patient Visits	Number of Licensed Volunteers	Value of Contributions
Community Health Outreach - South Putnam Medical Mission	38	609	11	\$51,008
Community Health Outreach - Palatka Medical Mission	28	24	17	\$7,917
Total	66	633	28	\$58,925

SANTA ROSA COUNTY

Program/Setting	Total Number of Volunteers	Patient Visits	Number of Licensed Volunteers	Value of Contributions
Good Samaritan Clinic	149	3,961	100	\$2,591,871
Navarre FBC BDV: Closed	0	0	0	\$0
Jay FBC BDV: Closed	0	0	0	\$0
Santa Rosa Baptist Association – BDV: Closed	0	0	0	\$0
Santa Rosa We Care	123	1,377	123	\$2,261,687
Total	272	5,338	223	\$4,853,558

Volunteer Health Care Provider Program Clinics and Contributions July 1, 2013 – June 30, 2014

SARASOTA COUNTY

Program/Setting	Total Number of Volunteers	Patient Visits	Number of Licensed Volunteers	Value of Contributions
Good Samaritan Pharmacy & Health Services Inc.	26	716	7	\$230,357
Epilepsy Foundation of SW FL	3	158	3	\$13,500
Genesis Health Services, Inc.	10	4,510	7	\$382,678
Saline Solutions, Inc.: Closed	0	0	0	\$0
Sarasota County Health Department Dental Project	4	3	4	\$3,785
Total	43	5,387	21	\$630,320

SEMINOLE COUNTY

Program/Setting	Total Number of Volunteers	Patient Visits	Number of Licensed Volunteers	Value of Contributions
Harvest Time International Dental Care Center	148	543	102	\$101,710
Shepard's Hope, Inc.	1,240	4,696	216	\$12,835,520
St. Luke's Coptic Medical Center @ Archangel Michael Coptic Orthodox Church	27	21	18	\$10,594
Total	1,415	5,260	336	\$12,947,824

ST. JOHNS COUNTY

Program/Setting	Total Number of Volunteers	Patient Visits	Number of Licensed Volunteers	Value of Contributions
Good Samaritan Health Centers, Inc./Wildflower Clinic	173	5,701	99	\$1,299,563
Total	173	5,701	99	\$1,299,563

ST. LUCIE COUNTY

Program/Setting	Total Number of Volunteers	Patient Visits	Number of Licensed Volunteers	Value of Contributions
St. Lucie County Health Access Network Inc (HANDS)	57	8,355	25	\$8,958,008
The Good Samaritan Free Health Clinic	11	31	10	\$18,929
Total	68	8,386	35	\$8,976,937

Volunteer Health Care Provider Program Clinics and Contributions July 1, 2013 – June 30, 2014

SUMTER COUNTY

Program/Setting	Total Number of Volunteers	Patient Visits	Number of Licensed Volunteers	Value of Contributions
Catholic Charities - Lazarus Free Medical Clinic	36	1,313	27	\$179,381
Project Dentists Care - Give Kids A Smile	25	19	7	\$20,031
Total	61	1,332	34	\$199,412

VOLUSIA COUNTY

Program/Setting	Total Number of Volunteers	Patient Visits	Number of Licensed Volunteers	Value of Contributions
Good Samaritan Clinic of West Volusia - Medical & Dental	113	1,919	84	\$343,893
Halifax Baptist Association - Dental Van	77	185	34	\$113,672
Jesus Clinic	185	2,542	81	\$954,223
St. Luke's Coptic Medical Center, Inc.	2	5	1	\$1,361
Halifax Urban Ministries – Star Center	4	9	4	\$1,800
Total	381	4,660	204	\$1,414,949

WALTON COUNTY

Program/Setting	Total Number of Volunteers	Patient Visits	Number of Licensed Volunteers	Value of Contributions
Walton County Baptist Association - BDV	22	32	6	\$9,637
Walton County We Care	8	1	8	\$257
Total	30	33	14	\$9,894

Appendix A



CHIEF FINANCIAL OFFICER
JEFF ATWATER
STATE OF FLORIDA

February 14, 2014

Duane A. Ashe
Chief, Health Resources and Access Section
Department of Health
4052 Bald Cypress Way, BIN #A05
Tallahassee, FL 32399-1706

Re: Volunteer Healthcare Provider Program

Dear Mr. Ashe:

Pursuant to s.766.1115(7), F.S., this is to report that 10 claims have been filed against the Volunteer Healthcare Provider Program with the Division of Risk Management. Information on these claims is shown below:

1. George Leonard, our file G12-01-521, reported 12/11/01, current status "Closed", \$100,000 paid for settlement, \$53,657.75 paid for defense costs, Hernando County Health Department.
2. Shari Ann Mills, our file G02-00-060, reported 02/15/00, current status "Closed", \$25,000 paid for settlement, \$83,416.40 paid for defense costs, Martin County Health Department.
3. Ana Maria Pinto, our file G08-01-048, reported 08/17/01, current status "Closed", \$75,000 paid for settlement, \$164,792.58 paid for defense costs, Dade County Health Department.
4. Rosa Mercado, our file G07-03-001, reported 06/23/03, current status "Closed", \$43,000 paid for settlement, \$82,283.32 paid for defense costs, Dade County Health Department.
5. Cleveland Payne, our file G04-05-046, reported 03/16/05, current status "Closed", \$7,500 paid for settlement, \$68,469.23 paid for defense costs, Orange County Health Department.

FLORIDA DEPARTMENT OF FINANCIAL SERVICES
LEWIS R. (RAY) WILLIAMS • CHIEF OF PROPERTY AND LIABILITY CLAIMS
DIVISION OF RISK MANAGEMENT • BUREAU OF STATE LIABILITY AND PROPERTY CLAIMS
200 EAST GAINES STREET • TALLAHASSEE, FLORIDA 32399-0338 • TEL. 850-413-4850 • FAX 850-413-2730
EMAIL • RAY.WILLIAMS@MYFLORIDACFO.COM

AFFIRMATIVE ACTION • EQUAL OPPORTUNITY EMPLOYER

Appendix A

Page 2
Duane Ashe
February 14, 2014

6. The following three claim files involve the same claimant/plaintiff.

Karl Wester, our file G02-04-065, reported 08/12/03, current status "Closed", paid \$123,472.52 in defense costs (no money paid to settle the bodily injury claim) for Dr. Janet M. Miles and Dr. Philip Lopez, Indian River County Health Department.

Karl Wester, our file G08-03-066, reported 08/12/03, current status "Closed", \$75,000 paid for settlement for DOH, Indian River County Health Department, and Doctors Richard J. Morgan and Fred Ackroyd, and \$104,057.14 paid in defense costs, Indian River County Health Department.

Karl Wester, our file G11-03-047, reported 11/5/03, current status "Closed", paid \$3,791.94 in defense costs, Indian River Health Department. This file is a duplicate to the file listed above.

7. William Marshall, our file G12-06-510, reported 12/05/06, current status "Closed", paid \$2,619.40 in defense costs, Santa Rosa County Health Department.


8. Rebecca Gray, our file G04-07-045, reported 4/23/07, current status "Closed", paid \$1,983.40 in defense costs, CMS-18, Miami South.

9. Audwan Gonzalez, our file G02-10-051, reported 2/22/10, current status "Closed", paid \$9,562.62 in defense costs, Brevard County Health Department.

10. Flor Leidens, our file G03-12-018, reported 3/6/12, current status "Closed", \$190,000 paid for settlement, \$15,240.28 paid for defense costs, Palm Beach County Health Department.

Please call me if you need additional information.

Sincerely,



LEWIS R. WILLIAMS
Chief of State Liability and Property Claims

cc: Mike Andrews, Division of Risk Management
Marc Stemle, Division of Risk Management
R.J. Castellanos, Division of Risk Management