

**Department of Management Services
State Facilities Inventory**

May, 2008

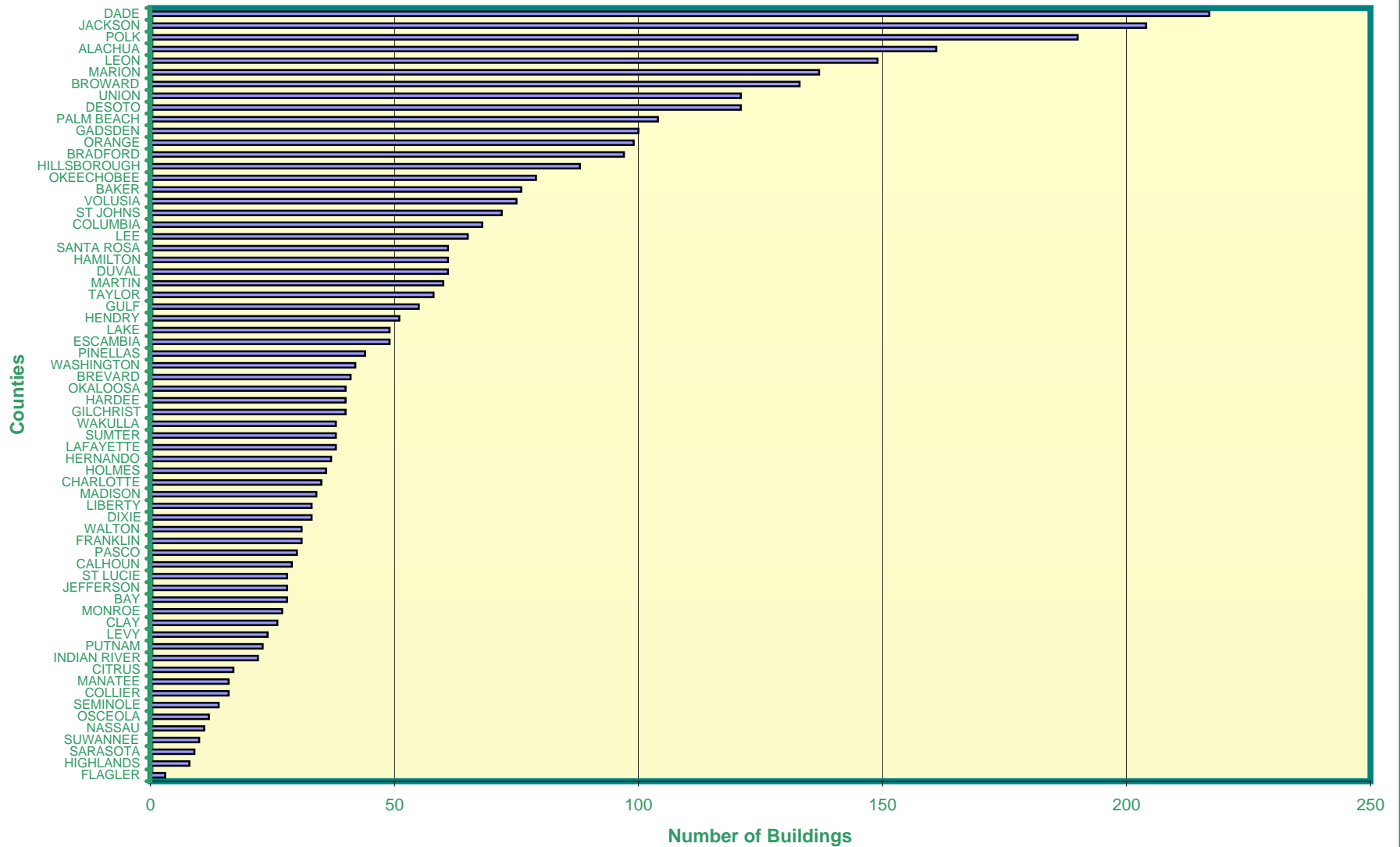
Facility Summary

Page 1 of 1

Acronym	Agency Name	Total Buildings	Total Gross Sq Ft
AGCS	DEPARTMENT OF AGRICULTURE AND CONSUMER SERVICES	238	3,160,789
APD	DEPARTMENT OF PERSONS WITH DISABILITIES	229	1,944,217
AWI	AGENCY FOR WORKFORCE INNOVATION	15	532,777
DCF	DEPARTMENT OF CHILDREN AND FAMILIES	211	3,878,596
DCIT	DEPARTMENT OF CITRUS	1	39,836
DEP	DEPARTMENT OF ENVIRONMENTAL PROTECTION	164	991,290
DFS	DEPARTMENT OF FINANCIAL SERVICES	8	93,843
DJJ	DEPARTMENT OF JUVENILE JUSTICE	337	3,666,471
DLE	DEPARTMENT OF LAW ENFORCEMENT	1	111,610
DMS	DEPARTMENT OF MANAGEMENT SERVICES	116	12,009,144
DOC	DEPARTMENT OF CORRECTIONS	1,840	18,297,046
DOE	DEPARTMENT OF EDUCATION	51	1,139,186
DOH	DEPARTMENT OF HEALTH	33	979,364
DOS	DEPARTMENT OF STATE	23	134,593
DOT	DEPARTMENT OF TRANSPORTATION	331	4,313,700
FDVA	FLORIDA DEPARTMENT OF VETERANS AFFAIRS	7	438,507
FWCC	DEPARTMENT OF FISH AND WILDLIFE CONSERVATION COMMISSION	42	481,063
HSMV	DEPARTMENT OF HIGHWAY SAFETY AND MOTOR VEHICLES	61	820,193
JB	JUDICIAL BRANCH	6	424,125
MA	DEPARTMENT OF MILITARY AFFAIRS	108	1,551,630
PRID	PRISON INDUSTRIES	51	728,861
Totals 8B:		951	23,158,474
Totals All Cycle:		3,873	55,736,841

Agency Summary Table

BUILDINGS BY COUNTY



AGENCY DCP COST PER SQUARE FOOT

AGENCIES		# OF BUILDINGS	SQ FT	# of DCPs	DCPs \$	\$ per SQ FT	2007	Deference
AGCS	AGRICULTURE & CONSUMER SERVICES	238	3,160,789	193	16,432,476	5.20	5.18	-0.02
APD	PERSONS WITH DISABILITIES	229	1,944,217	283	19,559,910	10.06	10.04	-0.02
AWI	WORKFORCE INNOVATION	15	532,777	12	1,891,407	3.55	3.55	0.00
DCF	CHILDREN & FAMILY	211	3,878,596	390	96,929,416	24.99	24.96	-0.03
DCIT	CITRUS	1	39,836	0		0.00		0.00
DEP	ENVIRONMENTAL PROTECTION	164	991,290	110	27,493,491	27.74	27.81	0.07
DFS	FINANCIAL SERVICES	8	93,843	3	41,228	0.44	0.44	0.00
DJJ	JUVENILE JUSTICE	337	3,666,471	483	30,253,077	8.25	9.17	0.92
DLE	LAW ENFORCEMENT	1	111,610	0		0.00		0.00
DMS	MANAGEMENT SERVICES	116	12,009,144	376	123,721,141	10.30	8.61	-1.69
DOC	CORRECTIONS	1,840	18,297,046	1,272	55,353,176	3.03	3.03	0.00
DOE	EDUCATION	51	1,139,186	54	4,002,142	3.51	3.77	0.26
DOH	HEALTH	33	979,364	66	8,728,781	8.91	8.91	0.00
DOS	STATE	23	134,593	11	4,338,821	32.24	32.24	0.00
DOT	TRANSPORTATION	331	4,313,700	135	9,606,264	2.23	1.72	-0.51
FDVA	VETERANS AFFAIRS	7	438,507	10	1,947,466	4.44	6.15	1.71
FWCC	FISH & WILDLIFE	42	481,063	55	13,545,639	28.16	28.16	0.00
HSMV	HIGHWAY SAFETY & MOTOR VEHICLES	61	820,193	76	18,977,592	23.14	24.13	0.99
JB	JUDICIAL BRANCH	6	424,125	19	6,392,562	15.07	15.07	0.00
MA	MILITARY AFFAIRS	108	1,551,630	112	7,086,382	4.57	7.22	2.65
PRIDE	PRISON INDUSTRIES	51	728,861	31	629,511	0.86	0.86	0.00
TOTALS		3,873	55,736,841	3,691	446,930,482	8.02	7.78	-0.24

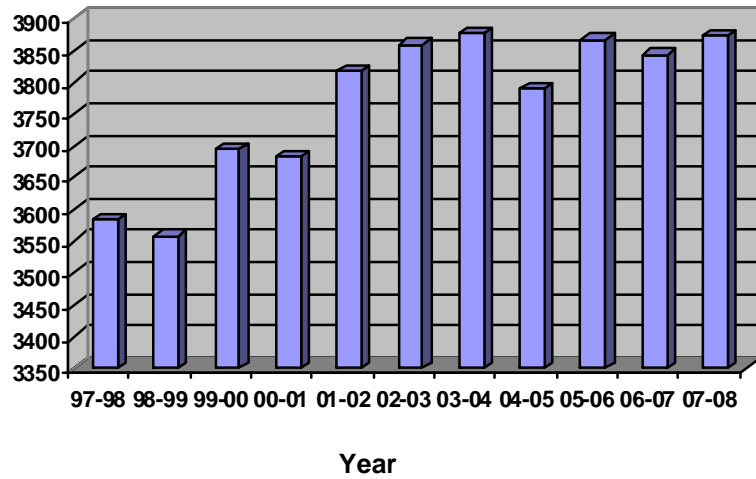
DEPARTMENT OF MANAGEMENT SERVICES
STATE FACILITIES INVENTORY

10 Year Charts

May, 2008

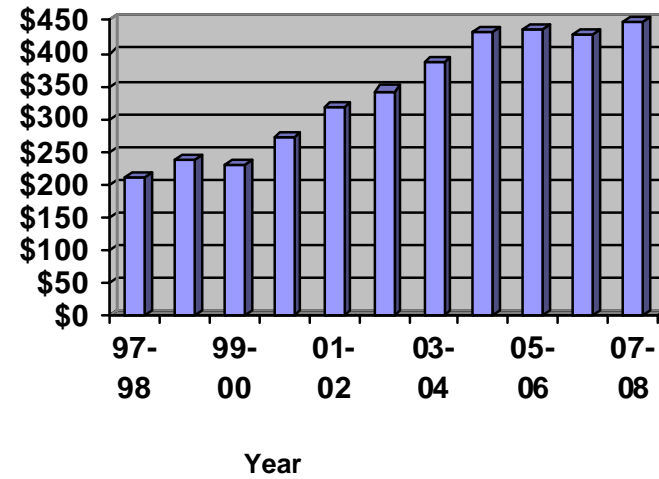
Page 1 of 1

Number of State Owned Building



Cost of Deficiencies per Year

Millions



Cycle	97-98	98-99	99-00	00-01	01-02	02-03	03-04	04-05	05-06	06-07	07-08
Buildings	3,584	3,558	3,694	3,683	3,818	3,859	3,878	3,789	3,867	3,844	3,873
Deficiencies	211,492,695	237,517,010	231,711,854	272,121,445	317,286,864	342,711,600	387,312,274	432,589,024	435,707,140	428,816,955	446,930,481

**Suitable Emergency Shelters**

New for 2008 DMS is reporting on Emergency Shelter Space in State government buildings.

Statute 252.385 requires DMS to compile a list of available and qualified vacant space that can be used for emergency shelter space. DMS has contacted each agency and asked to review a list of vacant buildings and provide DMS with information on any space that meets the statute requirements to be used as a shelter.

Buildings identified by the agencies were forwarded to the local American Red Cross chapters for review.

DMS forwarded information on 22 vacant buildings managed by DJJ, DOH, DOS and APD for their consideration.

Verification of the buildings acceptability from the Red Cross will be updated as we learn of their acceptance.

**DEPARTMENT OF MANAGEMENT SERVICES
STATE FACILITIES INVENTORY**

May, 2008

Facilities Added or Deleted Summary

Page 1 of 1

	Agency Name	DELETED		ADDED		PRESENT	
		# Bldg	Total Gross Sq Ft	# Bldg	Total Gross Sq Ft	# Bldg	Total Gross Sq Ft
AGCS	DEPARTMENT OF AGRICULTURE AND CONSUMER SERVICES	2	10,870	0	0	238	3,160,789
APD	DEPARTMENT OF PERSONS WITH DISABILITIES	0	0	0	0	229	1,944,217
AWI	AGENCY FOR WORKFORCE INNOVATION	0	0	0	0	15	532,777
DCF	DEPARTMENT OF CHILDREN AND FAMILIES	0	0	0	0	211	3,878,596
DCIT	DEPARTMENT OF CITRUS	0	0	0	0	1	39,836
DEP	DEPARTMENT OF ENVIRONMENTAL PROTECTION	1	3,072	2	8,371	164	991,290
DFS	DEPARTMENT OF FINANCIAL SERVICES	0	0	0	0	8	93,843
DJJ	DEPARTMENT OF JUVENILE JUSTICE	7	125,360	23	482,549	337	3,666,471
DLE	DEPARTMENT OF LAW ENFORCEMENT	0	0	0	0	1	111,610
DMS	DEPARTMENT OF MANAGEMENT SERVICES	1	1,600	0	0	116	12,009,144
DOC	DEPARTMENT OF CORRECTIONS	0	0	7	101,051	1,840	18,297,046
DOE	DEPARTMENT OF EDUCATION	1	11,386	2	9,298	51	1,139,186
DOH	DEPARTMENT OF HEALTH	0	0	0	0	33	979,364
DOS	DEPARTMENT OF STATE	0	0	0	0	23	134,593
DOT	DEPARTMENT OF TRANSPORTATION	15	91,164	22	186,265	331	4,313,700
FDVA	FLORIDA DEPARTMENT OF VETERANS AFFAIRS	0	0	0	0	7	438,507
FWCC	DEPARTMENT OF FISH AND WILDLIFE CONSERVATION COMMISSION	0	0	0	0	42	481,063
HSMV	DEPARTMENT OF HIGHWAY SAFETY AND MOTOR VEHICLES	1	3,292	3	32,610	61	820,193
JB	JUDICIAL BRANCH	0	0	0	0	6	424,125
MA	DEPARTMENT OF MILITARY AFFAIRS	8	78,814	5	82,177	108	1,551,630
PRID	PRISON INDUSTRIES	0	0	0	0	51	728,861
	TOTALS	36	325,558	64	902,321	3,873	55,736,841
Facilities Added or Deleted Cycle 8B							

**DEPARTMENT OF MANAGEMENT SERVICES
STATE FACILITIES INVENTORY**

May, 2008

Added Facilities Short List

Page 1 of 3

<i>Ag</i>	<i>Regi</i>	<i>County</i>	<i>City</i>	<i>Facility</i>	<i>DMS #</i>	<i>Total Area</i>	<i>Built</i>	<i>Reno</i>
DEP		NASSAU	FERNANDINA BEACH	FT CLINCH VISITOR CENTER	A - 04665	4,240	01/22/0008	
DEP		PINELLAS	DUNEDIN	MARINE BLDG	A - 04610	4,131	01/01/1977	
DJJ		BAY	PANAMA CITY	BOOT CAMP	A - 04641	7,958		
DJJ		JACKSON	MARIANNA	STORAGE	A - 04156	3,104		
DJJ		LEON	TALLAHASSEE	AMERICAN MARINE INSTITUTE	A - 04661	7,773	01/01/1999	
DJJ		MARION	OCALA	MAINTENANCE	A - 04662	5,760		
DJJ		ORANGE	ORLANDO	ADMINISTRATION / BARRACKS	A - 04663	14,543	01/01/1997	
DJJ		ORANGE	ORLANDO	KITCHEN / DINING	A - 04664	14,543	01/01/1997	
DJJ		PINELLAS	CLEARWATER	PINELLAS RJDC MAIN	A - 04630	28,645	01/31/1993	
DJJ		PINELLAS	CLEARWATER	CONSEQUENCE UNIT	A - 04631	28,645	08/31/0002	
DJJ		PINELLAS	CLEARWATER	RJDC MOD A&B	A - 04632	28,645	08/31/0002	
DJJ		PINELLAS	CLEARWATER	RJDC MOD C&D	A - 04633	14,228	08/31/0002	
DJJ		PINELLAS	CLEARWATER	RJDC MOD E	A - 04634	14,228	08/31/0002	
DJJ		POLK	POLK CITY	POLK JCC ADMIN	A - 04623	8,100	01/31/1996	
DJJ		POLK	POLK CITY	EDUCATION	A - 04624	28,645	01/31/1993	
DJJ		POLK	POLK CITY	DORM D	A - 04625	28,645	01/31/1993	
DJJ		POLK	POLK CITY	DORM E	A - 04626	28,645	01/31/1993	
DJJ		POLK	POLK CITY	MED / CAF / INTAKE	A - 04627	28,645	01/31/1993	
DJJ		ST JOHNS	HASTINGS	DORM C	A - 04611	11,969	01/01/1999	
DJJ		ST JOHNS	HASTINGS	DORM A	A - 04612	11,969	01/01/1999	
DJJ		ST JOHNS	HASTINGS	DORM D	A - 04613	7,696	01/01/1999	
DJJ		ST JOHNS	HASTINGS	DORM B	A - 04614	99,281	01/01/1999	
DJJ		ST JOHNS	HASTINGS	ADMIN	A - 04615	30,950	01/01/1999	
DJJ		UNION	RAIFORD	RAIFORD JRF	A - 04616	10,630	01/01/2005	
DJJ		WALTON	DEFUNIAK SPRINGS	NAFI	A - 04666	19,302	01/01/0099	
DOC		DIXIE	CROSS CITY	SECURE DORM A	A - 04482	20,480	01/01/2004	
DOC		UNION	LAKE BUTLER	DORM L	A - 04491	9,618	01/01/0005	

FACILITIES ADDED IN CYCLE 8B

**DEPARTMENT OF MANAGEMENT SERVICES
STATE FACILITIES INVENTORY**

May, 2008

Added Facilities Short List

Page 2 of 3

<i>Ag</i>	<i>Regi</i>	<i>County</i>	<i>City</i>	<i>Facility</i>	<i>DMS #</i>	<i>Total Area</i>	<i>Built</i>	<i>Reno</i>
DOC		UNION	LAKE BUTLER	DORM H	A - 04492	9,618	01/01/0005	
DOC		UNION	LAKE BUTLER	DORM I	A - 04493	9,618	01/01/0005	
DOC		UNION	RAIFORD	DORM U	A - 04500	20,480	01/01/2003	
DOC		UNION	RAIFORD	DORM V	A - 04501	20,480	01/01/2003	
DOC		VOLUSIA	DAYTONA BEACH	DORM K	A - 04484	10,757	01/01/2004	
DOE		VOLUSIA	DAYTONA BEACH	LIBRARY ANNEX	A - 04654	3,000	01/01/2007	
DOE		VOLUSIA	DAYTONA BEACH	MAINTENANCE	A - 04655	6,298	01/01/0077	01/01/2008
DOT		BAKER	SANDERSON	REST AREA EB	A - 04649	6,000	01/01/2002	
DOT		BAKER	SANDERSON	REST AREA EB	A - 04650	6,000	01/01/2002	
DOT		BROWARD	FORT LAUDERDALE	GENERATOR	B - 04620	1,125	10/01/2007	
DOT		COLUMBIA	LAKE CITY	CENTERLINE BLDG	A - 04617	7,590	01/01/2006	
DOT		COLUMBIA	LAKE CITY	BRIDGE/DIST STORAGE	A - 04618	6,040	01/01/2006	
DOT		DADE	NORTH MIAMI	CONSTRUCTION OFFICE	A - 04619	4,428	06/06/2007	
DOT		LEON	TALLAHASSEE	STORAGE	A - 04653	4,560	01/01/1946	
DOT		OKALOOSA	CRESTVIEW	REST AREA I-10 OKALOOSE EAST	A - 04635	13,930	12/13/2004	
DOT		OKALOOSA	CRESTVIEW	REST AREA I-10 OKALOOSE WEST	A - 04636	13,930	12/13/2004	
DOT		OSCEOLA	KISSIMMEE	WESTERN BELTWAY MAINLINE TP	A - 04669	16,883	01/01/1989	
DOT		PALM BEACH	LAKE WORTH	DISPATCH CTR	A - 04656	9,550	02/01/2008	
DOT		PALM BEACH	LAKE WORTH	OFFICE BLDG	A - 04657	22,331	02/01/2008	
DOT		POLK	LAKELAND	REST AREA (WEST)	A - 04628	5,607	01/01/1997	
DOT		POLK	LAKELAND	REST AREA (EAST)	A - 04629	5,607	01/01/1997	
DOT		SANTA ROSA	MILTON	FUEL FACILITY CANOPY	A - 04637	4,464	11/27/2007	
DOT		SANTA ROSA	MILTON	REST AREA I-10 MILTON EAST	A - 04638	13,930	12/13/2004	
DOT		SANTA ROSA	MILTON	REST AREA I-10 MILTON WEST	A - 04639	13,930	12/13/2004	
DOT		ST LUCIE	FORT PIERCE	STORAGE	A - 04642	10,000	01/01/2007	
DOT		ST LUCIE	FORT PIERCE	BRIDGE STORAGE	A - 04643	7,500	01/01/2006	
DOT		ST LUCIE	FORT PIERCE	BRIDGE STORAGE	A - 04644	5,000	01/01/0097	

FACILITIES ADDED IN CYCLE 8B

**DEPARTMENT OF MANAGEMENT SERVICES
STATE FACILITIES INVENTORY**

May, 2008

Page 3 of 3

Added Facilities Short List

Ag	Regi	County	City	Facility	DMS #	Total Area	Built	Reno
DOT		VOLUSIA	DELAND	WAREHOUSE	A - 04659	4,500	01/01/2007	
DOT		WASHINGTON	CHIPLEY	EQUIPT SHED	A - 04640	3,360	01/01/2005	
HSMV		BREVARD	PALM BAY	DRIVER S LICENSE ADMIN REVIEW	A - 04251	3,292	07/01/1958	
HSMV		MARION	OCALA	FHP OFFICE	A - 04609	6,987	07/01/2004	
HSMV		PALM BEACH	LAKE WORTH	OFFICE BLDG	A - 04658	22,331	02/01/2008	
MA		CLAY	STARKE	ARMORY	A - 04648	6,900	01/01/0007	
MA		DUVAL	JACKSONVILLE	MOTOR POOL	A - 04645	6,000	01/01/1957	
MA		DUVAL	JACKSONVILLE	ARMORY	A - 04646	27,280	01/01/1980	
MA		DUVAL	JACKSONVILLE	ARMORY	A - 04647	38,997	01/01/1980	
MA		SUWANNEE	LIVE OAK	UNIT STORAGE	A - 04651	3,000	01/01/0007	
TOTAL BUILDINGS ADDED THIS CYCLE:						64		
TOTAL GROSS SQUARE FEET ADDED THIS CYCLE:						902,321		

**DEPARTMENT OF MANAGEMENT SERVICES
STATE FACILITIES INVENTORY**

May, 2008

Deleted Facilities Short List

Page 1 of 2

<i>Ag</i>	<i>Regi</i>	<i>County</i>	<i>City</i>	<i>Facility</i>	<i>DMS #</i>	<i>Total Area</i>	<i>Built</i>	<i>Action</i>
AGCS		LAKE	LEESBURG	POLE BARN	X - 04581	3,870		
AGCS		PALM BEACH	BELLE GLADE	FORESTRY STATION	X - 00889	7,000	07/01/1953	
DEP		POLK	BARTOW	HOMELAND FIELD OFFICE	X - 04603	3,072		
DJJ	10	BROWARD	PEMBROKE PINES	JEFFERSON DORM	X - 00579	28,932	01/01/1959	
DJJ	10	BROWARD	PEMBROKE PINES	GORDON TREATMENT CTR (LEE)	X - 00580	28,566	01/01/1959	
DJJ	10	BROWARD	PEMBROKE PINES	MONROE DORM	X - 00581	28,932	01/01/1959	
DJJ	8	DESOTO	ARCADIA	STORAGE	X - 00484	7,310	01/01/1941	
DJJ	8	DESOTO	ARCADIA	STORAGE / OLD SEWING ROOM	X - 00485	7,310	01/01/1941	
DJJ	8	DESOTO	ARCADIA	STORAGE / PROPERTY	X - 00486	7,310	01/01/1941	
DJJ	NW	MADISON	GREENVILLE	JOANN BRIDGES ACADEMY	X - 04174	17,000	01/01/1997	
DMS		LEON	TALLAHASSEE	ELECTRIC CAR CHARGING STATION	X - 04022	1,600	01/01/1996	
DOE		ST JOHNS	SAINT AUGUSTINE	AGRI-BUSINESS # 26	X - 01825	11,386	01/01/1962	
DOT	9	ALACHUA	GAINESVILLE	WAREHOUSE / LIGHT TUNNEL TESTING	X - 01996	13,992	01/01/1947	
DOT	2	COLUMBIA	LAKE CITY	LAKE CITY WAREHOUSE	X - 02102	4,288	01/01/1962	
DOT	2	COLUMBIA	LAKE CITY	STORAGE SHED	X - 03134	4,000		
DOT	1	HENDRY	LABELLE	STORAGE	X - 03252	3,600	01/01/1977	
DOT		HILLSBOROUGH	TAMPA	MAINT WAREHOUSE	X - 03464	5,046	01/01/1983	
DOT	5	LAKE	LEESBURG	ADMINISTRATION	X - 03154	5,000	11/01/1989	
DOT	5	LAKE	LEESBURG	OFFICE / WAREHOUSE	X - 03155	4,028	01/01/1940	
DOT	5	LAKE	LEESBURG	AUTO SHOP	X - 03156	4,934	01/01/1940	
DOT	5	LAKE	LEESBURG	WELDING SHOP / STORAGE	X - 03157	6,104	01/01/1940	
DOT	2	ST JOHNS	SAINT AUGUSTINE	VEHICLE MAINT / WAREHOUSE	X - 02575	17,530	01/01/1985	
DOT	4	ST LUCIE	FORT PIERCE	STORAGE	X - 01036	5,249	01/01/1948	
DOT	4	ST LUCIE	FORT PIERCE	CONSTR FIELD CREW / STOR	X - 01037	4,013	01/01/1952	
DOT	4	ST LUCIE	FORT PIERCE	STORAGE SHED / WELDING SHOP	X - 02481	4,100	01/01/1948	
DOT	4	ST LUCIE	FORT PIERCE	STORAGE SHED / POLE BARN	X - 02482	4,000	01/01/1948	
DOT	3	WALTON	DEFUNIAK SPRINGS	REPAIR SHOP	X - 01064	5,280	01/01/1946	

FACILITIES DELETED IN CYCLE 8B

**DEPARTMENT OF MANAGEMENT SERVICES
STATE FACILITIES INVENTORY**

May, 2008

Deleted Facilities Short List

Page 2 of 2

Ag	Regi	County	City	Facility	DMS #	Total Area	Built	Action
HSMV		BREVARD	PALM BAY	DRIVER S LICENSE ADMIN REVIEW	X - 02451	3,292	07/01/1958	
MA		CLAY	STARKE	OFFICE	X - 01191	11,646	01/01/1962	
MA		CLAY	STARKE	OPTM MAINT	X - 04184	6,000	01/01/2002	
MA		COLUMBIA	LAKE CITY	MOTOR VEHICLE STORAGE	X - 01144	4,720	01/01/1959	
MA		DADE	MIAMI	ARMORY	X - 01153	17,584	01/01/1958	
MA		FRANKLIN	APALACHICOLA	ARMORY	X - 01109	10,490	01/01/1905	
MA		FRANKLIN	APALACHICOLA	MAINT	X - 01977	8,903	09/01/1989	
MA		PINELLAS	CLEARWATER	ARMORY	X - 01118	14,521	01/01/1954	
MA		PINELLAS	CLEARWATER	STORAGE	X - 01119	4,950	01/01/1949	
TOTAL BUILDINGS DELETED THIS CYCLE:						36		
TOTAL GROSS SQUARE FEET DELETED THIS CYCLE:						325,558		

**DEPARTMENT OF MANAGEMENT SERVICES
STATE FACILITIES INVENTORY**

Agency Cycle Summary Comparisons

May , 2008

Agency	2006/2007 8A		2007/2008 8B	
	Total Buildings	Total Gross Sq Ft	Total Buildings	Total Gross Sq Ft
AGCS	240	3,171,659	238	3,160,789
APD	229	1,944,217	229	1,944,217
AWI	15	532,777	15	532,777
DCF	211	3,878,596	211	3,878,596
DCIT	1	39,836	1	39,836
DEP	163	982,791	164	991,290
DFS	8	93,843	8	93,843
DJJ	323	3,302,808	337	3,666,471
DLE	1	111,610	1	111,610
DMS	117	12,010,744	116	12,009,144
DOC	1,831	18,189,077	1,840	18,297,046
DOE	50	1,138,166	51	1,139,186
DOH	33	979,364	33	979,364
DOS	23	134,593	23	134,593
DOT	324	4,210,938	331	4,313,700
FDVA	7	423,737	7	438,507
FWCC	42	481,063	42	481,063
HSMV	59	790,875	61	820,193
JB	6	424,125	6	424,125
MA	110	1,535,067	108	1,551,630
PRID	51	728,861	51	728,861
Totals	3,844	55,104,747	3,873	55,736,841

Agency Cycle Summary Comparisons

**DEPARTMENT OF MANAGEMENT SERVICES
STATE FACILITIES INVENTORY**

May, 2008

Page 1 of 21

County Summary

DEPARTMENT OF AGRICULTURE AND CONSUMER SERVICES "AGCS"

2006/2007 8A		2007/2008 8B		Dif	County	2006/2007 8A		2007/2008 8B		Dif	
County	Bldgs	Sq Ft	Bldgs			Sq Ft	Bldgs	Sq Ft	Bldgs		Sq Ft
ALACHUA	9	111,786	9	111,786	BAKER	1	3,000	1	3,000		
BAY	3	13,750	3	13,750	BRADFORD	3	18,798	3	18,798		
BROWARD	6	163,816	6	163,816	CITRUS	3	9,125	3	9,125		
CLAY	1	4,200	1	4,200	COLLIER	6	180,808	6	180,808		
COLUMBIA	6	40,749	6	40,749	DADE	12	310,089	12	310,089		
FLAGLER	3	12,480	3	12,480	FRANKLIN	4	25,906	4	25,906		
GADSDEN	5	152,220	5	152,220	GILCHRIST	3	16,829	3	16,829		
HARDEE	3	118,455	3	118,455	HERNANDO	16	81,924	16	81,924		
HILLSBOROUGH	13	235,541	13	235,541	HOLMES	5	41,420	5	41,420		
JACKSON	1	4,500	1	4,500	LAKE	4	17,910	3	14,040	-1	
LEE	8	147,512	8	147,512	LEON	14	332,966	14	332,966		
LEVY	11	69,723	11	69,723	MADISON	1	22,934	1	22,934		
MANATEE	2	9,640	2	9,640	MARION	5	120,960	5	120,960		
NASSAU	4	34,550	4	34,550	OKEECHOBEE	4	16,093	4	16,093		
ORANGE	2	10,750	2	10,750	OSCEOLA	3	27,174	3	27,174		
PALM BEACH	2	10,350	1	3,350	-1	PASCO	1	4,000	1	4,000	
PINELLAS	1	3,000	1	3,000	POLK	19	260,048	19	260,048		
PUTNAM	8	34,111	8	34,111	SANTA ROSA	21	121,056	21	121,056		
SEMINOLE	3	60,552	3	60,552	ST LUCIE	10	168,839	10	168,839		
SUMTER	2	14,200	2	14,200	SUWANNEE	7	115,895	7	115,895		
TAYLOR	3	17,800	3	17,800	VOLUSIA	2	6,200	2	6,200		
						Totals:	240	3,171,659	238	3,160,789	-2

DEPARTMENT OF AGRICULTURE AND CONSUMER SERVICES "AGCS"

**DEPARTMENT OF MANAGEMENT SERVICES
STATE FACILITIES INVENTORY**

May, 2008

Page 2 of 21

County Summary

DEPARTMENT OF PERSONS WITH DISABILITIES "APD"

		<i>2006/2007 8A</i>		<i>2007/2008 8B</i>				<i>2006/2007 8A</i>		<i>2007/2008 8B</i>			
<i>County</i>	<i>Bldgs</i>	<i>Sq Ft</i>	<i>Bldgs</i>	<i>Sq Ft</i>	<i>Dif</i>	<i>County</i>	<i>Bldgs</i>	<i>Sq Ft</i>	<i>Bldgs</i>	<i>Sq Ft</i>	<i>Dif</i>		
ALACHUA	78	601,812	78	601,812		BAY	3	11,763	3	11,763			
BROWARD	3	13,602	3	13,602		COLUMBIA	3	9,606	3	9,606			
DADE	1	312,821	1	312,821		DUVAL	11	65,847	11	65,847			
ESCAMBIA	3	14,940	3	14,940		GULF	1	3,665	1	3,665			
HIGHLANDS	3	13,702	3	13,702		HILLSBOROUGH	6	23,850	6	23,850			
JACKSON	48	404,444	48	404,444		LEE	37	311,036	37	311,036			
LEON	9	40,920	9	40,920		MARION	3	12,267	3	12,267			
MARTIN	3	14,670	3	14,670		ORANGE	3	18,006	3	18,006			
PALM BEACH	3	13,602	3	13,602		PINELLAS	5	32,350	5	32,350			
POLK	3	12,657	3	12,657		VOLUSIA	3	12,657	3	12,657			
							Totals:	229	1,944,217	229	1,944,217	0	

DEPARTMENT OF PERSONS WITH DISABILITIES "APD"

**DEPARTMENT OF MANAGEMENT SERVICES
STATE FACILITIES INVENTORY**

May, 2008

Page 3 of 21

County Summary

AGENCY FOR WORKFORCE INNOVATION "AWI"

		2006/2007 8A		2007/2008 8B				2006/2007 8A		2007/2008 8B			
County	Bldgs	Sq Ft	Bldgs	Sq Ft	Dif	County	Bldgs	Sq Ft	Bldgs	Sq Ft	Dif		
ALACHUA	1	18,000	1	18,000		BROWARD	6	105,583	6	105,583			
DUVAL	1	52,000	1	52,000		HILLSBOROUGH	1	90,000	1	90,000			
LEON	1	182,500	1	182,500		MARION	1	17,760	1	17,760			
PINELLAS	1	12,463	1	12,463		POLK	2	31,653	2	31,653			
SARASOTA	1	22,818	1	22,818									
							Totals:	15	532,777	15	532,777	0	

AGENCY FOR WORKFORCE INNOVATION "AWI"

**DEPARTMENT OF MANAGEMENT SERVICES
STATE FACILITIES INVENTORY**

May, 2008

Page 4 of 21

County Summary

DEPARTMENT OF CHILDREN AND FAMILIES "DCF"

		<i>2006/2007 8A</i>		<i>2007/2008 8B</i>				<i>2006/2007 8A</i>		<i>2007/2008 8B</i>			
<i>County</i>	<i>Bldgs</i>	<i>Sq Ft</i>	<i>Bldgs</i>	<i>Sq Ft</i>	<i>Dif</i>	<i>County</i>	<i>Bldgs</i>	<i>Sq Ft</i>	<i>Bldgs</i>	<i>Sq Ft</i>	<i>Dif</i>		
ALACHUA	18	187,169	18	187,169		BAKER	44	620,498	44	620,498			
BAY	1	10,943	1	10,943		BROWARD	33	435,470	33	435,470			
DADE	5	271,673	5	271,673		DESOTO	17	199,860	17	199,860			
DUVAL	3	127,572	3	127,572		GADSDEN	69	1,704,520	69	1,704,520			
HILLSBOROUGH	1	115,275	1	115,275		JACKSON	3	19,564	3	19,564			
LEON	3	24,684	3	24,684		MARTIN	12	86,737	12	86,737			
PALM BEACH	1	15,407	1	15,407		SANTA ROSA	1	59,224	1	59,224			
							Totals:	211	3,878,596	211	3,878,596	0	

DEPARTMENT OF CHILDREN AND FAMILIES "DCF"

**DEPARTMENT OF MANAGEMENT SERVICES
STATE FACILITIES INVENTORY**

May, 2008

Page 5 of 21

County Summary

DEPARTMENT OF CITRUS "DCIT"												
		<i>2006/2007 8A</i>		<i>2007/2008 8B</i>				<i>2006/2007 8A</i>		<i>2007/2008 8B</i>		
<i>County</i>	<i>Bldgs</i>	<i>Sq Ft</i>	<i>Bldgs</i>	<i>Sq Ft</i>	<i>Dif</i>	<i>County</i>	<i>Bldgs</i>	<i>Sq Ft</i>	<i>Bldgs</i>	<i>Sq Ft</i>	<i>Dif</i>	
POLK	1	39,836	1	39,836								
							Totals:	1	39,836	1	39,836	0
DEPARTMENT OF CITRUS "DCIT"												

**DEPARTMENT OF MANAGEMENT SERVICES
STATE FACILITIES INVENTORY**

May, 2008

Page 6 of 21

County Summary

DEPARTMENT OF ENVIRONMENTAL PROTECTION "DEP"

		2006/2007 8A		2007/2008 8B				2006/2007 8A		2007/2008 8B			
County	Bldgs	Sq Ft	Bldgs	Sq Ft	Dif	County	Bldgs	Sq Ft	Bldgs	Sq Ft	Dif		
ALACHUA	12	56,177	12	56,177		BAY	6	27,610	6	27,610			
BREVARD	1	0	1	3,200		BROWARD	11	37,154	11	37,154			
CITRUS	9	56,400	9	56,400		CLAY	1	4,300	1	4,300			
COLLIER	4	27,046	4	27,046		COLUMBIA	3	11,200	3	11,200			
DADE	4	12,103	4	12,103		DUVAL	2	31,507	2	31,507			
ESCAMBIA	1	43,575	1	43,575		FRANKLIN	2	11,892	2	11,892			
GILCHRIST	1	5,462	1	5,462		HAMILTON	9	55,218	9	55,218			
HIGHLANDS	3	10,415	3	10,415		HILLSBOROUGH	4	14,700	4	14,700			
INDIAN RIVER	2	8,700	2	8,700		JACKSON	2	7,550	2	7,550			
JEFFERSON	1	3,600	1	3,600		LAKE	2	10,020	3	13,520	1		
LEE	6	27,243	6	27,243		LEON	6	74,248	6	74,248			
LEVY	1	5,820	1	5,820		LIBERTY	1	4,700	1	4,700			
MANATEE	2	12,257	2	12,257		MARION	9	47,644	9	47,644			
MARTIN	6	34,039	6	34,039		MONROE	16	144,361	16	144,361			
NASSAU	2	11,120	3	15,360	1	ORANGE	4	14,668	3	11,168	-1		
PALM BEACH	3	12,845	3	12,845		PINELLAS	1	5,616	2	9,747	1		
POLK	4	12,817	3	9,745	-1	PUTNAM	1	14,411	1	14,411			
SARASOTA	2	7,461	2	7,461		ST JOHNS	2	25,782	2	25,782			
TAYLOR	1	3,700	1	3,700		VOLUSIA	8	31,610	8	31,610			
WAKULLA	7	52,662	7	52,662		WALTON	1	5,158	1	5,158			
							Totals:	163	982,791	164	991,290	1	

DEPARTMENT OF ENVIRONMENTAL PROTECTION "DEP"

**DEPARTMENT OF MANAGEMENT SERVICES
STATE FACILITIES INVENTORY**

May, 2008

Page 7 of 21

County Summary

DEPARTMENT OF FINANCIAL SERVICES "DFS"

		<i>2006/2007 8A</i>		<i>2007/2008 8B</i>				<i>2006/2007 8A</i>		<i>2007/2008 8B</i>			
<i>County</i>	<i>Bldgs</i>	<i>Sq Ft</i>	<i>Bldgs</i>	<i>Sq Ft</i>	<i>Dif</i>	<i>County</i>	<i>Bldgs</i>	<i>Sq Ft</i>	<i>Bldgs</i>	<i>Sq Ft</i>	<i>Dif</i>		
GADSDEN	1	10,678	1	10,678		MARION	7	83,165	7	83,165			
							Totals:	8	93,843	8	93,843	0	

DEPARTMENT OF FINANCIAL SERVICES "DFS"

**DEPARTMENT OF MANAGEMENT SERVICES
STATE FACILITIES INVENTORY**

May, 2008

County Summary

DEPARTMENT OF JUVENILE JUSTICE "DJJ"

		2006/2007 8A		2007/2008 8B				2006/2007 8A		2007/2008 8B			
County	Bldgs	Sq Ft	Bldgs	Sq Ft	Dif	County	Bldgs	Sq Ft	Bldgs	Sq Ft	Dif		
ALACHUA	3	35,604	3	35,604		BAY	1	22,171	2	30,129	1		
BREVARD	2	27,439	2	27,439		BROWARD	6	133,058	3	46,628	-3		
CITRUS	1	40,850	1	40,850		COLLIER	4	33,690	4	33,690			
DADE	42	395,463	42	395,463		DESOTO	66	668,347	63	646,417	-3		
DUVAL	8	96,525	8	96,525		ESCAMBIA	1	10,116	1	10,116			
HAMILTON	4	13,390	4	13,390		HILLSBOROUGH	11	161,614	11	161,614			
JACKSON	37	273,021	38	276,125	1	JEFFERSON	1	15,260	1	15,260			
LEE	2	30,740	2	30,740		LEON	3	43,295	4	51,068	1		
LIBERTY	1	28,014	1	28,014		MADISON	1	17,000	0	0	-1		
MANATEE	1	26,640	1	26,640		MARION	9	98,152	10	103,912	1		
MARTIN	1	16,860	1	16,860		MONROE	1	60,000	1	60,000			
NASSAU	3	15,738	3	15,738		OKALOOSA	7	87,436	7	87,436			
OKEECHOBEE	41	265,193	41	265,193		ORANGE	10	117,736	12	146,822	2		
PALM BEACH	11	188,063	11	188,063		PASCO	1	16,593	1	16,593			
PINELLAS	3	45,318	8	159,709	5	POLK	29	165,592	34	288,272	5		
SANTA ROSA	2	22,433	2	22,433		SEMINOLE	1	12,712	1	12,712			
ST JOHNS	2	39,759	7	201,624	5	ST LUCIE	1	26,217	1	26,217			
UNION	0	0	1	10,630	1	VOLUSIA	4	45,851	4	59,243			
WALTON	0	0	1	19,302	1	WASHINGTON	2	6,918	0	0	-2		
							Totals:	323	3,302,808	337	3,666,471	14	

DEPARTMENT OF JUVENILE JUSTICE "DJJ"

**DEPARTMENT OF MANAGEMENT SERVICES
STATE FACILITIES INVENTORY**

May, 2008

Page 9 of 21

County Summary

DEPARTMENT OF LAW ENFORCEMENT "DLE"

		<i>2006/2007 8A</i>		<i>2007/2008 8B</i>				<i>2006/2007 8A</i>		<i>2007/2008 8B</i>			
<i>County</i>	<i>Bldgs</i>	<i>Sq Ft</i>	<i>Bldgs</i>	<i>Sq Ft</i>	<i>Dif</i>	<i>County</i>	<i>Bldgs</i>	<i>Sq Ft</i>	<i>Bldgs</i>	<i>Sq Ft</i>	<i>Dif</i>		
HILLSBOROUGH	1	111,610	1	111,610									
							Totals:	1	111,610	1	111,610	0	

DEPARTMENT OF LAW ENFORCEMENT "DLE"

**DEPARTMENT OF MANAGEMENT SERVICES
STATE FACILITIES INVENTORY**

May, 2008

Page 10 of 21

County Summary

DEPARTMENT OF MANAGEMENT SERVICES "DMS"

		2006/2007 8A		2007/2008 8B				2006/2007 8A		2007/2008 8B			
County	Bldgs	Sq Ft	Bldgs	Sq Ft	Dif	County	Bldgs	Sq Ft	Bldgs	Sq Ft	Dif		
ALACHUA	2	55,088	2	55,088		BRADFORD	5	126,280	5	126,280			
BROWARD	2	254,524	2	254,524		DADE	8	981,197	8	981,197			
DUVAL	6	300,185	6	300,185		ESCAMBIA	1	110,884	1	110,884			
HILLSBOROUGH	2	179,316	2	179,316		LEE	2	489,778	2	489,778			
LEON	76	7,766,368	75	7,764,768	-1	MONROE	1	42,856	1	42,856			
ORANGE	4	861,784	4	861,784		PALM BEACH	1	100,831	1	100,831			
PINELLAS	2	228,892	2	228,892		POLK	2	190,440	2	190,440			
ST LUCIE	1	89,816	1	89,816		VOLUSIA	2	232,505	2	232,505			
							Totals:	117	12,010,744	116	12,009,144	-1	

DEPARTMENT OF MANAGEMENT SERVICES "DMS"

**DEPARTMENT OF MANAGEMENT SERVICES
STATE FACILITIES INVENTORY**

May, 2008

County Summary

Page 11 of 21

DEPARTMENT OF CORRECTIONS "DOC"

2006/2007 8A		2007/2008 8B		Dif	County	2006/2007 8A		2007/2008 8B		Dif	
County	Bldgs	Sq Ft	Bldgs			Sq Ft	Bldgs	Sq Ft	Bldgs		Sq Ft
ALACHUA	20	134,712	20	134,712	BAKER	28	282,617	28	282,617		
BAY	1	13,601	1	13,601	BRADFORD	83	988,154	83	988,154		
BREVARD	25	320,267	25	320,267	BROWARD	28	251,940	28	251,940		
CALHOUN	28	232,236	28	232,236	CHARLOTTE	32	302,147	32	302,147		
COLUMBIA	34	450,174	34	450,174	DADE	104	1,285,879	104	1,285,879		
DESOTO	36	354,028	36	354,028	DIXIE	30	228,246	31	248,726	1	
DUVAL	2	19,246	2	19,246	ESCAMBIA	33	303,680	33	303,680		
FRANKLIN	25	351,234	25	351,234	GADSDEN	13	225,950	13	225,950		
GILCHRIST	36	215,046	36	215,046	GULF	53	534,788	53	534,788		
HAMILTON	47	474,045	47	474,045	HARDEE	37	345,279	37	345,279		
HENDRY	46	375,030	46	375,030	HERNANDO	11	76,018	11	76,018		
HILLSBOROUGH	22	146,451	22	146,451	HOLMES	29	251,018	29	251,018		
INDIAN RIVER	20	126,170	20	126,170	JACKSON	95	946,676	95	946,676		
JEFFERSON	26	219,251	26	219,251	LAFAYETTE	38	297,390	38	297,390		
LAKE	31	301,977	31	301,977	LEE	2	15,594	2	15,594		
LEON	2	26,643	2	26,643	LEVY	8	32,906	8	32,906		
LIBERTY	30	267,564	30	267,564	MADISON	32	248,858	32	248,858		
MANATEE	2	11,200	2	11,200	MARION	87	815,115	87	815,115		
MARTIN	34	364,602	34	364,602	MONROE	3	17,262	3	17,262		
OKALOOSA	28	246,547	28	246,547	OKEECHOBEE	30	379,772	30	379,772		
ORANGE	55	554,075	55	554,075	OSCEOLA	3	17,100	3	17,100		
PALM BEACH	41	469,651	41	469,651	PASCO	21	203,793	21	203,793		
PINELLAS	9	56,235	9	56,235	POLK	91	645,809	91	645,809		
PUTNAM	11	85,138	11	85,138	SANTA ROSA	30	364,272	30	364,272		
ST LUCIE	1	9,540	1	9,540	SUMTER	32	469,894	32	469,894		
TAYLOR	50	522,701	50	522,701	UNION	98	1,202,585	103	1,272,399	5	
VOLUSIA	29	249,189	30	259,946	1	WAKULLA	31	319,738	31	319,738	
WALTON	29	244,844	29	244,844	WASHINGTON	29	295,200	31	302,118	2	
						Totals:	1831	18,189,077	1840	18,297,046	9

DEPARTMENT OF CORRECTIONS "DOC"

**DEPARTMENT OF MANAGEMENT SERVICES
STATE FACILITIES INVENTORY**

May, 2008

Page 12 of 21

County Summary

DEPARTMENT OF EDUCATION "DOE"												
	2006/2007 8A		2007/2008 8B				2006/2007 8A		2007/2008 8B			
County	Bldgs	Sq Ft	Bldgs	Sq Ft	Dif	County	Bldgs	Sq Ft	Bldgs	Sq Ft	Dif	
DADE	1	21,250	1	21,250		DUVAL	1	55,000	1	55,000		
HILLSBOROUGH	1	46,173	1	46,173		ORANGE	1	47,000	1	52,000		
PALM BEACH	1	33,200	1	33,200		ST JOHNS	40	795,043	39	781,765	-1	
VOLUSIA	5	140,500	7	149,798	2							
							Totals:	50	1,138,166	51	1,139,186	1
DEPARTMENT OF EDUCATION "DOE"												

**DEPARTMENT OF MANAGEMENT SERVICES
STATE FACILITIES INVENTORY**

May, 2008

Page 13 of 21

County Summary

DEPARTMENT OF HEALTH "DOH"

		<i>2006/2007 8A</i>		<i>2007/2008 8B</i>				<i>2006/2007 8A</i>		<i>2007/2008 8B</i>			
<i>County</i>	<i>Bldgs</i>	<i>Sq Ft</i>	<i>Bldgs</i>	<i>Sq Ft</i>	<i>Dif</i>	<i>County</i>	<i>Bldgs</i>	<i>Sq Ft</i>	<i>Bldgs</i>	<i>Sq Ft</i>	<i>Dif</i>		
ALACHUA	1	66,800	1	66,800		BREVARD	1	9,900	1	9,900			
BROWARD	1	48,000	1	48,000		DADE	1	84,800	1	84,800			
DUVAL	10	253,639	10	253,639		ESCAMBIA	3	71,556	3	71,556			
HILLSBOROUGH	1	41,000	1	41,000		LEON	1	31,500	1	31,500			
ORANGE	1	8,896	1	8,896		PALM BEACH	12	345,273	12	345,273			
ST LUCIE	1	18,000	1	18,000									
							Totals:	33	979,364	33	979,364	0	

DEPARTMENT OF HEALTH "DOH"

**DEPARTMENT OF MANAGEMENT SERVICES
STATE FACILITIES INVENTORY**

May, 2008

Page 14 of 21

County Summary

DEPARTMENT OF STATE "DOS"												
		<i>2006/2007 8A</i>		<i>2007/2008 8B</i>				<i>2006/2007 8A</i>		<i>2007/2008 8B</i>		
<i>County</i>	<i>Bldgs</i>	<i>Sq Ft</i>	<i>Bldgs</i>	<i>Sq Ft</i>	<i>Dif</i>	<i>County</i>	<i>Bldgs</i>	<i>Sq Ft</i>	<i>Bldgs</i>	<i>Sq Ft</i>	<i>Dif</i>	
LEON	17	80,644	17	80,644		MONROE	2	16,758	2	16,758		
ST JOHNS	4	37,191	4	37,191								
							Totals:	23	134,593	23	134,593	0
DEPARTMENT OF STATE "DOS"												

**DEPARTMENT OF MANAGEMENT SERVICES
STATE FACILITIES INVENTORY**

May, 2008

County Summary

Page 15 of 21

DEPARTMENT OF TRANSPORTATION "DOT"

		2006/2007 8A		2007/2008 8B				2006/2007 8A		2007/2008 8B			
County	Bldgs	Sq Ft	Bldgs	Sq Ft	Dif	County	Bldgs	Sq Ft	Bldgs	Sq Ft	Dif		
ALACHUA	16	220,623	15	206,631	-1	BAKER	0	0	2	12,000	2		
BAY	5	36,623	5	36,623		BREVARD	7	26,502	7	27,502			
BROWARD	30	447,265	31	448,390	1	CHARLOTTE	1	3,437	1	3,437			
COLLIER	1	5,680	1	5,680		COLUMBIA	15	209,902	15	218,305			
DADE	29	477,264	30	481,692	1	DESOTO	3	11,440	3	11,440			
DUVAL	10	115,960	10	115,960		ESCAMBIA	1	14,805	1	14,805			
GADSDEN	8	75,609	8	75,609		HAMILTON	1	19,346	1	19,346			
HENDRY	3	15,188	2	11,588	-1	HERNANDO	7	60,682	7	60,682			
HIGHLANDS	1	3,600	1	3,600		HILLSBOROUGH	17	281,424	16	276,378	-1		
HOLMES	1	4,633	1	4,633		JACKSON	6	31,104	6	31,104			
LAKE	9	73,579	5	53,513	-4	LEE	6	37,511	6	37,511			
LEON	7	289,012	8	293,572	1	LEVY	4	33,722	4	33,722			
MANATEE	2	12,930	2	12,930		MARION	4	17,277	4	17,277			
MARTIN	4	33,784	4	34,384		MONROE	1	17,155	1	17,155			
OKALOOSA	0	0	2	27,860	2	OKEECHOBEE	3	30,561	3	30,561			
ORANGE	16	308,262	16	308,262		OSCEOLA	4	35,176	5	52,059	1		
PALM BEACH	13	178,314	15	213,195	2	PASCO	4	25,413	4	25,413			
PINELLAS	10	67,474	10	67,474		POLK	15	280,478	17	291,692	2		
SANTA ROSA	4	36,436	7	68,760	3	SARASOTA	3	12,721	3	12,721			
SEMINOLE	9	45,760	9	45,760		ST JOHNS	6	47,687	5	30,157	-1		
ST LUCIE	13	100,319	12	105,457	-1	SUMTER	3	26,444	3	26,444			
TAYLOR	4	34,371	4	34,371		VOLUSIA	9	249,339	10	253,839	1		
WALTON	1	5,280	0	0	-1	WASHINGTON	8	150,846	9	154,206	1		
							Totals:	324	4,210,938	331	4,313,700	7	

DEPARTMENT OF TRANSPORTATION "DOT"

DEPARTMENT OF MANAGEMENT SERVICES
STATE FACILITIES INVENTORY

May, 2008

Page 16 of 21

County Summary

FLORIDA DEPARTMENT OF VETERANS AFFAIRS "FDVA"												
		2006/2007 8A		2007/2008 8B				2006/2007 8A		2007/2008 8B		
County	Bldgs	Sq Ft	Bldgs	Sq Ft	Dif	County	Bldgs	Sq Ft	Bldgs	Sq Ft	Dif	
BAY	1	69,230	1	69,230		BROWARD	1	69,230	1	84,000		
CHARLOTTE	1	69,230	1	69,230		COLUMBIA	2	73,342	2	73,342		
PASCO	1	73,475	1	73,475		VOLUSIA	1	69,230	1	69,230		
							Totals:	7	423,737	7	438,507	0
FLORIDA DEPARTMENT OF VETERANS AFFAIRS "FDVA"												

**DEPARTMENT OF MANAGEMENT SERVICES
STATE FACILITIES INVENTORY**

May, 2008

Page 17 of 21

County Summary

DEPARTMENT OF FISH AND WILDLIFE CONSERVATION COMMISSION "FWCC"

		<i>2006/2007 8A</i>		<i>2007/2008 8B</i>				<i>2006/2007 8A</i>		<i>2007/2008 8B</i>			
<i>County</i>	<i>Bldgs</i>	<i>Sq Ft</i>	<i>Bldgs</i>	<i>Sq Ft</i>	<i>Dif</i>	<i>County</i>	<i>Bldgs</i>	<i>Sq Ft</i>	<i>Bldgs</i>	<i>Sq Ft</i>	<i>Dif</i>		
ALACHUA	1	13,263	1	13,263		BAY	3	11,504	3	11,504			
BROWARD	1	14,000	1	14,000		CHARLOTTE	1	5,122	1	5,122			
CITRUS	1	5,006	1	5,006		COLUMBIA	1	5,652	1	5,652			
DADE	1	11,741	1	11,741		DUVAL	1	2,304	1	2,304			
ESCAMBIA	1	3,532	1	3,532		GADSDEN	2	12,066	2	12,066			
GULF	1	9,000	1	9,000		HERNANDO	1	9,000	1	9,000			
HILLSBOROUGH	1	3,381	1	3,381		LAKE	2	9,923	2	9,923			
LEE	1	3,300	1	3,300		LEON	2	100,750	2	100,750			
MANATEE	3	23,150	3	23,150		MARION	3	20,806	3	20,806			
MONROE	2	6,028	2	6,028		OKALOOSA	1	3,750	1	3,750			
OKEECHOBEE	1	4,080	1	4,080		PALM BEACH	6	39,076	6	39,076			
PINELLAS	3	144,719	3	144,719		POLK	2	19,910	2	19,910			
							Totals:	42	481,063	42	481,063	0	

DEPARTMENT OF FISH AND WILDLIFE CONSERVATION COMMISSION "FWCC"

**DEPARTMENT OF MANAGEMENT SERVICES
STATE FACILITIES INVENTORY**

May, 2008

Page 18 of 21

County Summary

DEPARTMENT OF HIGHWAY SAFETY AND MOTOR VEHICLES "HSMV"

		<i>2006/2007 8A</i>		<i>2007/2008 8B</i>				<i>2006/2007 8A</i>		<i>2007/2008 8B</i>			
<i>County</i>	<i>Bldgs</i>	<i>Sq Ft</i>	<i>Bldgs</i>	<i>Sq Ft</i>	<i>Dif</i>	<i>County</i>	<i>Bldgs</i>	<i>Sq Ft</i>	<i>Bldgs</i>	<i>Sq Ft</i>	<i>Dif</i>		
ALACHUA	1	3,641	1	3,641		BAY	2	14,246	2	14,246			
BRADFORD	1	3,600	1	3,600		BREVARD	4	18,859	4	18,859			
BROWARD	2	17,500	2	17,500		CLAY	1	3,226	1	3,226			
COLLIER	1	3,500	1	3,500		COLUMBIA	1	6,690	1	6,690			
DADE	5	53,579	5	53,579		DESOTO	1	3,328	1	3,328			
DIXIE	1	3,176	1	3,176		DUVAL	2	22,369	2	22,369			
ESCAMBIA	3	10,113	3	10,113		GADSDEN	1	3,502	1	3,502			
HERNANDO	1	4,557	1	4,557		HILLSBOROUGH	4	35,270	4	35,270			
LAKE	1	3,000	1	3,000		LEON	4	457,092	4	457,092			
MANATEE	1	5,770	1	5,770		MARION	1	4,215	2	11,202	1		
MONROE	1	3,640	1	3,640		NASSAU	1	7,300	1	7,300			
OKALOOSA	1	3,589	1	3,589		ORANGE	1	18,000	1	18,000			
OSCEOLA	1	4,888	1	4,888		PALM BEACH	4	17,631	5	39,962	1		
PASCO	1	4,968	1	4,968		PINELLAS	1	5,319	1	5,319			
POLK	2	10,829	2	10,829		PUTNAM	1	7,539	1	7,539			
SARASOTA	2	7,936	2	7,936		ST JOHNS	1	2,500	1	2,500			
ST LUCIE	1	4,400	1	4,400		VOLUSIA	3	15,103	3	15,103			
							Totals:	59	790,875	61	820,193	2	

DEPARTMENT OF HIGHWAY SAFETY AND MOTOR VEHICLES "HSMV"

**DEPARTMENT OF MANAGEMENT SERVICES
STATE FACILITIES INVENTORY**

May, 2008

Page 19 of 21

County Summary

JUDICIAL BRANCH "JB"												
		2006/2007 8A		2007/2008 8B				2006/2007 8A		2007/2008 8B		
County	Bldgs	Sq Ft	Bldgs	Sq Ft	Dif	County	Bldgs	Sq Ft	Bldgs	Sq Ft	Dif	
DADE	1	61,540	1	61,540		LEON	2	231,385	2	231,385		
PALM BEACH	1	42,000	1	42,000		POLK	1	26,300	1	26,300		
VOLUSIA	1	62,900	1	62,900								
							Totals:	6	424,125	6	424,125	0
JUDICIAL BRANCH "JB"												

**DEPARTMENT OF MANAGEMENT SERVICES
STATE FACILITIES INVENTORY**

May, 2008

Page 20 of 21

County Summary

DEPARTMENT OF MILITARY AFFAIRS "MA"

		2006/2007 8A		2007/2008 8B				2006/2007 8A		2007/2008 8B			
County	Bldgs	Sq Ft	Bldgs	Sq Ft	Dif	County	Bldgs	Sq Ft	Bldgs	Sq Ft	Dif		
BAY	1	30,435	1	30,435		BRADFORD	3	29,779	3	29,779			
BREVARD	1	14,560	1	18,910		BROWARD	5	43,417	5	43,417			
CITRUS	3	32,494	3	32,494		CLAY	24	168,322	23	157,576	-1		
COLUMBIA	3	25,528	3	24,388		DADE	3	69,579	2	51,995	-1		
DESOTO	1	13,475	1	13,475		DUVAL	1	37,395	4	109,672	3		
ESCAMBIA	2	40,316	2	40,316		FRANKLIN	2	19,393	0	0	-2		
GADSDEN	1	28,039	1	28,039		HERNANDO	1	10,950	1	10,950			
HIGHLANDS	1	12,534	1	12,534		HILLSBOROUGH	4	113,803	4	113,803			
HOLMES	1	12,232	1	12,232		JACKSON	1	12,826	1	15,791			
LAKE	4	38,764	4	38,764		LEE	1	11,209	1	11,209			
LEON	1	36,166	1	36,166		MANATEE	3	31,115	3	31,115			
MARION	1	22,928	1	22,928		OKALOOSA	1	11,681	1	11,681			
ORANGE	1	30,150	1	30,150		PALM BEACH	2	78,744	2	78,744			
PASCO	1	14,055	1	14,055		PINELLAS	4	49,315	2	29,844	-2		
POLK	8	122,056	8	122,056		PUTNAM	2	21,475	2	22,575			
SARASOTA	1	24,090	1	24,090		SEMINOLE	1	14,520	1	14,520			
ST JOHNS	14	223,215	14	223,215		ST LUCIE	1	15,369	1	15,369			
SUWANNEE	2	17,650	3	21,855	1	VOLUSIA	2	39,056	2	39,056			
WASHINGTON	2	18,432	2	18,432									
							Totals:	110	1,535,067	108	1,551,630	-2	

DEPARTMENT OF MILITARY AFFAIRS "MA"

**DEPARTMENT OF MANAGEMENT SERVICES
STATE FACILITIES INVENTORY**

May, 2008

Page 21 of 21

County Summary

PRISON INDUSTRIES "PRID"

		2006/2007 8A		2007/2008 8B				2006/2007 8A		2007/2008 8B			
County	Bldgs	Sq Ft	Bldgs	Sq Ft	Dif	County	Bldgs	Sq Ft	Bldgs	Sq Ft	Dif		
BAKER	1	10,644	1	10,644		BRADFORD	2	49,795	2	49,795			
CALHOUN	1	38,080	1	38,080		DIXIE	1	17,096	1	17,096			
HENDRY	3	11,995	3	11,995		JACKSON	10	84,443	10	84,443			
LIBERTY	1	15,408	1	15,408		MADISON	1	34,761	1	34,761			
MARION	5	50,362	5	50,362		PALM BEACH	1	4,416	1	4,416			
POLK	5	160,710	5	160,710		SUMTER	1	24,000	1	24,000			
UNION	17	195,351	17	195,351		VOLUSIA	2	31,800	2	31,800			
							Totals:	51	728,861	51	728,861	0	

PRISON INDUSTRIES "PRID"

**DEPARTMENT OF MANAGEMENT SERVICES
STATE FACILITIES INVENTORY**

**Deficiency Correction Projects
Finished or Originated for Cycle 8B**

May , 2008

Page 1 of 1

Agency	<i>FINISHED since last assestment</i> FIN		<i>NEW THIS CYCLE</i> ORG	
	# DCPS	\$ Amount	# DCPS	\$ Amount
AGCS	0	0.00	1	29,036.65
APD	0	0.00	1	6,387.49
DCF	0	0.00	1	24,698.16
DJJ	141	5,273,741.53	154	8,206,333.11
DMS	132	19,288,512.10	103	23,634,743.79
DOE	48	2,402,212.02	16	3,005,213.39
DOT	45	2,802,505.44	70	6,089,708.22
FDVA	2	27,189.28	5	1,849,949.63
MA	83	4,570,540.47	45	3,920,834.01
TOTAL	451	34,364,700.84	396	46,766,904.44

Deficiency Correction Projects Finished or Originated for Cycle 8A

**DEPARTMENT OF MANAGEMENT SERVICES
STATE FACILITIES INVENTORY**

May , 2008

**Deficiency Correction Projects
Current Status in Cycle 8B**

Page 1 of 1

	<i>ORIGINATED ORG</i>		<i>NO EVIDENT ACTION NEA</i>		<i>TOTAL</i>		<i>Priority 5</i>		<i>ACTION IN PROGRESS ACT</i>	
Agency	# DCPS	\$ Amount	# DCPS	\$ Amount	# DCPS	\$ Amount	# DCPS	\$ Amount	# DCPS	\$ Amount
AGCS	50	5,212,910	143	11,219,565	193	16,432,476	2	997,809	6	59,631
APD	78	4,606,412	205	14,953,498	283	19,559,910	9	4,952,416	40	1,666,528
AWI	12	1,891,407	0	0	12	1,891,407	0	0	3	294,488
DCF	89	21,356,954	301	75,572,461	390	96,929,416	27	58,973,620	4	475,335
DEP	42	3,114,705	68	24,378,787	110	27,493,491	7	16,345,587	7	85,594
DFS	0	0	3	41,228	3	41,228	0	0	0	0
DJJ	175	10,619,819	308	19,633,258	483	30,253,077	8	2,935,880	15	1,475,924
DLE	0	0	0	0	0	0	0	0	1	1,226,309
DMS	106	23,718,914	270	100,002,227	376	123,721,141	8	55,423,159	18	2,059,118
DOC	441	19,898,221	831	35,454,956	1,272	55,353,176	14	3,102,414	70	2,622,585
DOE	16	3,005,213	38	996,929	54	4,002,142	1	11,130	11	586,703
DOH	22	6,359,464	44	2,369,317	66	8,728,781	1	307,339	9	1,196,043
DOS	7	4,289,229	4	49,592	11	4,338,821	0	0	0	0
DOT	77	6,186,393	58	3,419,871	135	9,606,264	1	282,334	9	500,214
FDVA	6	1,912,825	4	34,641	10	1,947,466	0	0	1	6,808
FWCC	25	688,980	30	12,856,659	55	13,545,639	2	10,371,356	2	31,815
HSMV	30	3,992,980	46	14,984,611	76	18,977,592	2	8,948,450	10	614,466
JB	11	3,215,123	8	3,177,439	19	6,392,562	0	0	2	110,032
MA	47	3,932,596	65	3,153,787	112	7,086,382	0	0	8	873,215
PRID	5	179,889	26	449,622	31	629,511	0	0	0	0
Total	1,239	124,182,033	2,452	322,748,448	3,691	446,930,481	82	162,651,493	216	13,884,808

Deficiency Correction Projects Current Status in Cycle 8B

**DEPARTMENT OF MANAGEMENT SERVICES
STATE FACILITIES INVENTORY**

**Deficiency Correction Projects
General Renovation Projects - Priority 5**

May, 2008

Page 1 of 4

Age	DMS #	County	Facility	Campus #	Campus Name	Deficiency #	Description	Amount
AGCS A - 02561	Santa Rosa	Santa Rosa	Sales Arena / Swine	C - 00240	Jay State Livestock Market	A-02561BG-01RES11/05/03	General Renovation	362,445
AGCS A - 02560	Santa Rosa	Santa Rosa	Livestock Market / Shed / Pens	C - 00240	Jay State Livestock Market	A-02560BQ-01RES11/05/03	General Renovation	635,364
APD A - 00151	Jackson	Jackson	Lincoln House	C - 00014	Sunland Training Center Marianna	A-00151BQ-01RES11/10/03	General Renovation	374,722
APD A - 00163	Jackson	Jackson	Emerald Place	C - 00014	Sunland Training Center Marianna	A-00163BQ-01RES11/10/03	General Renovation	432,469
APD A - 00164	Jackson	Jackson	Unit I Admin	C - 00014	Sunland Training Center Marianna	A-00164BQ-01RES11/10/03	General Renovation	214,341
APD A - 00169	Jackson	Jackson	Unit 2 Auditorium	C - 00014	Sunland Training Center Marianna	A-00169BQ-01RES11/10/03	General Renovation	1,824,084
APD A - 00154	Jackson	Jackson	East Truman House	C - 00014	Sunland Training Center Marianna	A-00154BQ-01RES11/10/03	General Renovation	746,628
APD A - 00147	Jackson	Jackson	Pierce House	C - 00014	Sunland Training Center Marianna	A-00147BX-01RES08/24/06	General Renovation	238,652
APD A - 00156	Jackson	Jackson	Madison House	C - 00014	Sunland Training Center Marianna	A-00156BQ-01RES11/10/03	General Renovation	374,722
APD A - 00158	Jackson	Jackson	Unit Iii Annex	C - 00014	Sunland Training Center Marianna	A-00158 BQ-0RES11/10/03	General Renovation	314,328
APD A - 00160	Jackson	Jackson	Kennedy Learning Ctr	C - 00014	Sunland Training Center Marianna	A-00160BQ-01RES11/10/03	General Renovation	432,469
DCF A - 00009	Gadsden	Gadsden	Central Forensic	C - 00006	FI State Hospital	A-00009BQ-01GEM10/11/00	General Renovation	4,874,549
DCF A - 00011	Gadsden	Gadsden	Central Forensic	C - 00006	FI State Hospital	A-00011BQ-02GEM10/11/00	General Renovation	3,676,387
DCF A - 00010	Gadsden	Gadsden	Central Forensic	C - 00006	FI State Hospital	A-00010BQ-01GEM10/11/00	General Renovation	3,031,407
DCF A - 00034	Gadsden	Gadsden	Unit # 1	C - 00006	FI State Hospital	A-00034BQ-01GEM10/05/00	General Renovation	3,911,220
DCF A - 00045	Gadsden	Gadsden	Mrdp West	C - 00006	FI State Hospital	A-00045BQ-01GEM10/05/00	General Renovation	2,258,100
DCF A - 00043	Gadsden	Gadsden	Vocational Services	C - 00006	FI State Hospital	A-00043BQ-01RES07/02/03	General Renovation	4,240,283
DCF A - 00030	Gadsden	Gadsden	Old Dorm Historic Bld	C - 00006	FI State Hospital	A-00030BQ-01RES07/02/03	General Renovation	864,600
DCF A - 00041	Gadsden	Gadsden	Landis Hall	C - 00006	FI State Hospital	A-00041BX-01RES06/21/06	General Renovation	4,876,821
DCF A - 00036	Gadsden	Gadsden	Admission / Discharge	C - 00006	FI State Hospital	A-00036BX-01RES06/21/06	General Renovation	1,380,641
DCF A - 00003	Gadsden	Gadsden	Kitchen	C - 00006	FI State Hospital	A-00003BX-01RES06/21/06	General Renovation	1,530,976
DCF A - 00007	Gadsden	Gadsden	Voc Rehab / Engr Shops	C - 00006	FI State Hospital	A-00007BX-01RES06/21/06	General Renovation	914,082
DCF A - 00006	Gadsden	Gadsden	Unit # 14	C - 00006	FI State Hospital	A-00006BX-01RES07/21/06	General Renovation	6,894,939
DCF A - 00038	Gadsden	Gadsden	Unit # 15 Rehab Classroom	C - 00006	FI State Hospital	A-00038BX-01RES06/21/06	General Renovation	322,874
DCF A - 00005	Gadsden	Gadsden	Unit # 3	C - 00006	FI State Hospital	A-00005BQ-02RES07/02/03	General Renovation	672,546
DCF A - 00039	Gadsden	Gadsden	Unit # 16	C - 00006	FI State Hospital	A-00039BQ-01RES07/02/03	General Renovation	8,332,512
DCF A - 00031	Gadsden	Gadsden	Pharmacy / Medical Library	C - 00006	FI State Hospital	A-00031BQ-01RES07/02/03	General Renovation	2,436,282

General Renovation Projects Cycle 8B

**DEPARTMENT OF MANAGEMENT SERVICES
STATE FACILITIES INVENTORY**

May, 2008

**Deficiency Correction Projects
General Renovation Projects - Priority 5**

Page 2 of 4

Age	DMS #	County	Facility	Campus #	Campus Name	Deficiency #	Description	Amount
DCF	A - 00046	Gadsden	Unit # 27	C - 00006	FI State Hospital	A-00046BQ-01GEM10/05/00	General Renovation	2,435,145
DCF	A - 00191	Jackson	Jackson Service Ctr	C -		A-00191BQ-01RES10/02/03	General Renovation	707,503
DCF	A - 00338	Baker	Glctc	C - 00019	Ne FI State Hospital	A-00338BK-01EHS10/31/00	Bldg Renovation	1,036,838
DCF	A - 00339	Baker	Classrooms	C - 00019	Ne FI State Hospital	A-00339BK-01EHS10/31/00	Bldg Renovation	125,018
DCF	A - 00342	Baker	Ward Dev Serv	C - 00019	Ne FI State Hospital	A-00342BK-01EHS10/31/00	Bldg Renovation	142,092
DCF	A - 00337	Baker	Medical Care Adm / Disc	C - 00019	Ne FI State Hospital	A-00337BK-01EHS10/31/00	Bldg Renovation	944,040
DCF	A - 00239	Alachua	Bldg # 2	C - 00017	N FI Evaluation & Treatment Ctr	A-00239BK-03EHS10/21/03	Int Renovation	86,251
DCF	A - 00148	Jackson	Buchanan House	C - 00014	Sunland Training Center Marianna	A-00148BX-02RES08/24/06	General Renovation	238,652
DCF	A - 00149	Jackson	Hayes House	C - 00014	Sunland Training Center Marianna	A-00149BQ-01RES11/10/03	General Renovation	214,341
DCF	A - 00037	Gadsden	Dental Clinic	C - 00006	FI State Hospital	A-00037BQ-01GEM10/03/00	Int Renovation	681,632
DCF	A - 00032	Gadsden	Unit # 15 / Lab	C - 00006	FI State Hospital	A-00032BQ-01GEM10/05/00	General Renovation	2,143,888
DEP	A - 02127	Wakulla	Office / Residence	C - 00169	Wakulla Springs State Park	A-02127BQ-01RES07/15/03	General Renovation	427,563
DEP	A - 03271	Alachua	District # 2 Office	C - 00309	Paynes Prairie Preserve	A-03271BK-01EHS06/22/06	General Renovation	481,030
DEP	A - 01607	Leon	Gunter Bldg	C -		A-01607BQ-01RES02/04/04	General Renovation	1,076,338
DEP	A - 01617	Walton	Eden Museum	C -		A-01617BD-01RES12/22/06	Historic Renovation	538,445
DEP	A - 02376	Monroe	Ft Zachary Taylor Museum	C -		A-02376BQ-01JVB01/25/90	Historic Renovation	12,211,262
DEP	A - 02557	Lee	The Store	C - 00239	Koreshan State Historic Site	A-02557BQ-03ACK12/09/00	Historic Renovation	667,472
DEP	A - 02487	Duval	Neff House	C - 00234	Ft George Island Golf Course	A-02487BQ-02EHS12/14/00	General Renovation	943,476
DJJ	A - 00056	Jackson	Admin Annex	C - 00007	Arthur G. Dozier School	A-00056BK-01RES10/09/01	General Renovation	250,941
DJJ	A - 00061	Jackson	Const Trades / Vocation	C - 00007	Arthur G. Dozier School	A-00061BQ-01RES10/09/01	General Renovation	165,409
DJJ	A - 00060	Jackson	Dining	C - 00007	Arthur G. Dozier School	A-00060BQ-01RES10/10/01	General Renovation	674,997
DJJ	A - 00062	Jackson	Masonry Vocational	C - 00007	Arthur G. Dozier School	A-00062BQ-01RES10/10/01	General Renovation	165,409
DJJ	A - 04145	Santa Rosa	Camp E-Ma-Chamee	C -		A-04145BQ-01RES12/08/04	General Renovation	445,223
DJJ	A - 00195	Leon	Seminole Work & Learn	C -		A-00195BQ-01RES03/21/02	General Renovation	933,801
DJJ	A - 00080	Jackson	Maintenance Office	C - 00007	Arthur G. Dozier School	A-00080BQ-01RES10/10/30	General Renovation	116,376
DJJ	A - 00063	Jackson	Print Shop	C - 00007	Arthur G. Dozier School	A-00063BQ-01RES10/09/01	General Renovation	183,724
DMS	A - 00762	Leon	Holland Bldg	C - 00001	Cc-Capital Complex	A-00762BQ-04GEM04/18/01	Bldg Renovation	13,017,008

General Renovation Projects Cycle 8B

**DEPARTMENT OF MANAGEMENT SERVICES
STATE FACILITIES INVENTORY**

**Deficiency Correction Projects
General Renovation Projects - Priority 5**

May, 2008

Page 3 of 4

Age	DMS #	County	Facility	Campus #	Campus Name	Deficiency #	Description	Amount
DMS	A - 00773	Leon	Twin Towers	C - 00213	Blairstone Dep	A-00773BK-04RES11/04/04	Int Renovation	13,571,591
DMS	A - 01954	Leon	Warren Bldg	C - 00001	Cc-Capital Complex	A-01954BX-02RES04/11/08	Bldg Renovation	4,062,712
DMS	A - 00778	Leon	Bloxham Annex "A"	C - 00001	Cc-Capital Complex	A-00778BQ-01RES04/24/02	General Renovation	671,320
DMS	A - 00781	Leon	Bloxham Annex "B"	C - 00001	Cc-Capital Complex	A-00781BQ-01RES04/24/02	General Renovation	204,345
DMS	A - 01840	Leon	Winchester Bldg	C - 00001	Cc-Capital Complex	A-01840BQ-01RES04/14/05	General Renovation	2,398,450
DMS	A - 00759	Leon	Carlton Bldg	C - 00001	Cc-Capital Complex	A-00759BQ-02RES04/24/02	General Renovation	21,193,461
DMS	A - 00745	Leon	Bloxham Annex "C"	C - 00001	Cc-Capital Complex	A-00745BQ-01RES04/24/02	General Renovation	304,271
DOC	A - 00956	Brevard	Gym	C - 00010	Brevard Correctional Institution	A-00956BQ-02ACK01/15/03	General Renovation	80,101
DOC	A - 02107	Martin	Support Bldg	C - 00034	Martin Correctional Institution	A-02107BK-01AJP02/11/03	General Renovation	301,203
DOC	A - 01308	Escambia	Work Release Ctr	C -		A-01308BQ-01RES08/01/02	General Renovation	1,004,780
DOC	A - 01310	Leon	Work Release Ctr	C - 00371	Tallahassee Road Prison	A-01310BQ-02RES06/11/02	General Renovation	554,780
DOC	A - 03383	Santa Rosa	Food Warehouse	C - 00121	Berrydale Forestry Camp	A-03383BQ-01RES08/01/02	General Renovation	48,104
DOC	B - 05094	Polk	Treatment Plant Water North	C - 00039	Avon Park Correctional Institution	B-05094BQ-01ACK07/09/02	General Renovation	8,413
DOC	B - 05095	Polk	Treatment Plant Water South	C - 00039	Avon Park Correctional Institution	B-05095BQ-01ACK07/09/02	General Renovation	8,413
DOC	A - 01506	Polk	Laundry / Boiler Room / Wc	C - 00039	Avon Park Correctional Institution	A-01506BQ-01ACK07/09/02	Bldg Renovation	47,213
DOC	A - 03765	Polk	Recreation / Wc	C - 00039	Avon Park Correctional Institution	A-03765BQ-01ACK07/09/02	General Renovation	19,150
DOC	A - 01389	Palm Beach	Food Storage Warehouse	C - 00032	Glades Correctional Institution	A-01389BQ-01AJP05/09/02	General Renovation	415,850
DOC	A - 01328	Marion	Dorm Y Old Confinement	C - 00013	Lowell Correctional Institution	FemalA-01328BK-01ACK09/18/02	General Renovation	199,310
DOC	A - 01265	Jackson	Egg Processing	C - 00027	Apalachee Ci West	A-01265BQ-01RES10/03/01	General Renovation	105,656
DOC	A - 01260	Jackson	Vehicle Maint Shop	C - 00027	Apalachee Ci West	A-01260BQ-01RES10/03/01	General Renovation	155,580
DOC	A - 01296	Jackson	Dorm M	C - 00028	Apalachee Ci East	A-01296BQ-02RES11/05/02	General Renovation	153,860
DOE	A - 04178	Duval	Wjct Tv / Fm	C -		A-04178BJ-02EHS11/25/07	Bldg Renovation	11,130
DOH	A - 00531	Palm Beach	Bldg #3 / Classrooms	C - 00022	A.G. Holley State Hospital	A-00531BK-02AJP06/11/99	Int Renovation	307,339
DOT	A - 01016	Orange	Maint	C - 00195	Orlando Maintenance Yard	A-01016BQ-01ACK01/15/02	General Renovation	282,334
FWCCA	A - 00732	Leon	Bryant Bldg	C - 00001	Cc-Capital Complex	A-00732BQ-01GEM05/16/01	Bldg Renovation	9,731,225
FWCCA	A - 00736	Marion	Ne Regional Office	C - 00298	Ocala Fwcc Headquarters	A-00736BQ-02EHS07/10/01	Bldg Renovation	640,132
HSMV	A - 01800	Leon	Kirkman Bldg	C - 00235	Hsmv Hqs Complex	A-01800BQ-02RES12/10/03	General Renovation	589,403

General Renovation Projects Cycle 8B

**DEPARTMENT OF MANAGEMENT SERVICES
STATE FACILITIES INVENTORY**

May, 2008

**Deficiency Correction Projects
General Renovation Projects - Priority 5**

Page 4 of 4

Age	DMS #	County	Facility	Campus #	Campus Name	Deficiency #	Description	Amount
HSMV A - 01800	Leon	Kirkman Bldg		C - 00235	Hsmv Hqs Complex	A-01800BQ-01RES12/10/03	General Renovation	8,359,047
Total General Renovation Priority 5								162,651,493

DCP RECOMMENDED PROJECT			
Symbol	EOG category	\$	%
BS	Structural	13,053,503	3%
CL	Code & Licensure	2,452,049	1%
BD	Special	24,356,464	5%
BP	Plumbing	15,847,419	4%
BE	Electrical	21,023,668	5%
BG	Site	4,331,801	1%
BR	Roofing	33,803,470	8%
BX	Envelope	183,513,808	41%
BM	Mechanical	53,869,171	12%
BI	Interior	90,950,366	20%
GL	General	3,728,763	1%
Total \$		446,930,482	
Does not include active (ACT) projects			

