

**Department of Management Services
State Facilities Inventory**

May, 2007

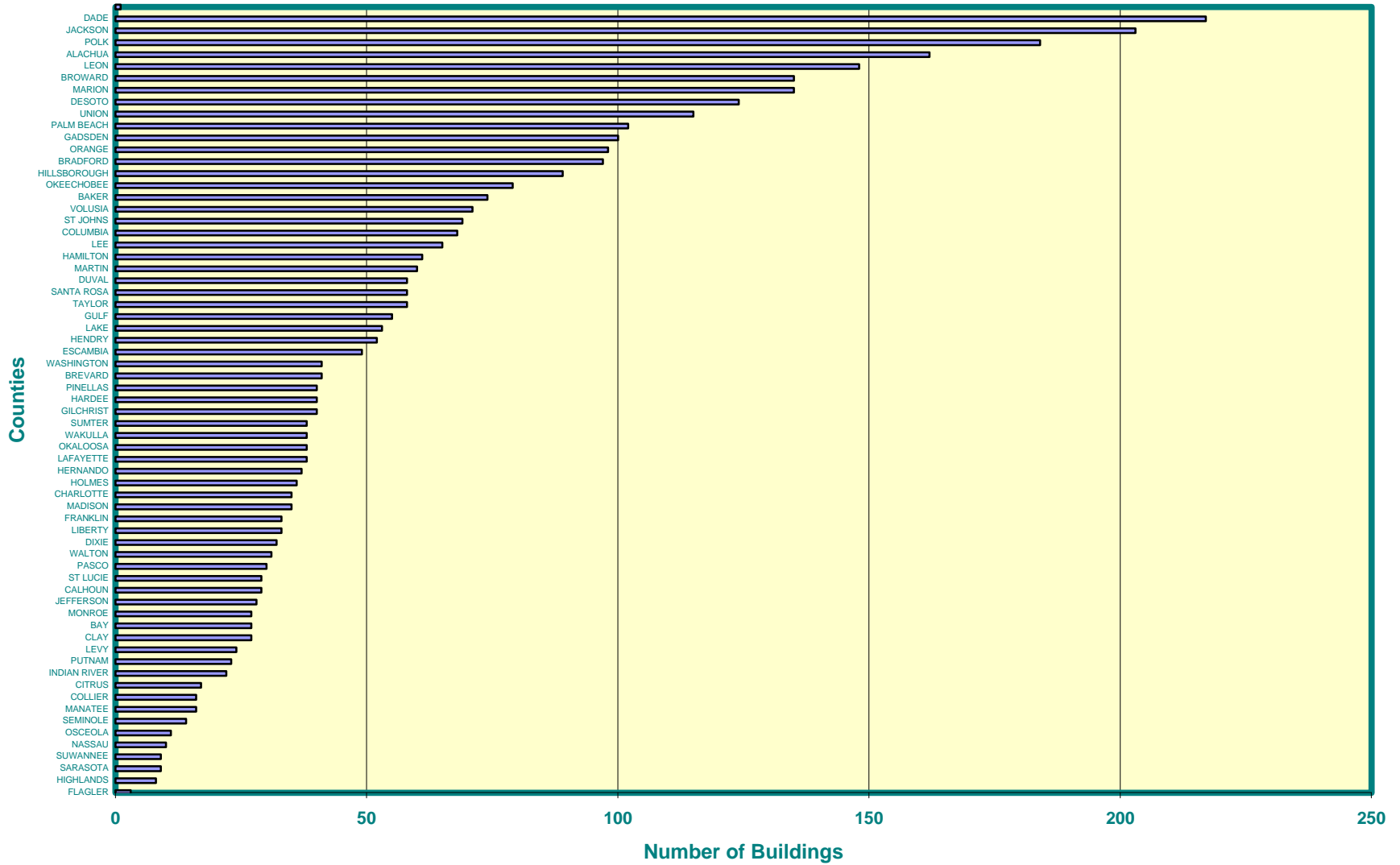
Facility Summary

Page 1 of 1

Acronym	Agency Name	Total Buildings	Total Gross Sq Ft
AGCS	DEPARTMENT OF AGRICULTURE AND CONSUMER SERVICES	240	3,171,659
APD	DEPARTMENT OF PERSONS WITH DISABILITIES	229	1,944,217
AWI	AGENCY FOR WORKFORCE INNOVATION	15	532,777
DCF	DEPARTMENT OF CHILDREN AND FAMILIES	211	3,878,596
DCIT	DEPARTMENT OF CITRUS	1	39,836
DEP	DEPARTMENT OF ENVIRONMENTAL PROTECTION	163	982,791
DFS	DEPARTMENT OF FINANCIAL SERVICES	8	93,843
DJJ	DEPARTMENT OF JUVENILE JUSTICE	323	3,302,808
DLE	DEPARTMENT OF LAW ENFORCEMENT	1	111,610
DMS	DEPARTMENT OF MANAGEMENT SERVICES	117	12,010,744
DOC	DEPARTMENT OF CORRECTIONS	1,831	18,189,077
DOE	DEPARTMENT OF EDUCATION	50	1,138,166
DOH	DEPARTMENT OF HEALTH	33	979,364
DOS	DEPARTMENT OF STATE	23	134,593
DOT	DEPARTMENT OF TRANSPORTATION	324	4,210,938
FDVA	FLORIDA DEPARTMENT OF VETERANS AFFAIRS	7	423,737
FWCC	DEPARTMENT OF FISH AND WILDLIFE CONSERVATION COMMISSION	42	481,063
HSMV	DEPARTMENT OF HIGHWAY SAFETY AND MOTOR VEHICLES	59	790,875
JB	JUDICIAL BRANCH	6	424,125
MA	DEPARTMENT OF MILITARY AFFAIRS	110	1,535,067
PRID	PRISON INDUSTRIES	51	728,861
Totals 8A:		1,143	16,089,627
Totals All Cycle:		3,844	55,104,747

Agency Summary Table

BUILDINGS BY COUNTY



AGENCIES COST PER SQUARE FOOT

ACRONYM	AGENCIES	# OF BUILDINGS	SQ FT	# of DCPs	DCPs	\$ per SQ FT
AGCS	AGRICULTURE & CONSUMER SERVICES	240	3,171,659	192	16,437,945	5.18
APD	PERSONS WITH DISABILITIES	229	1,944,217	282	19,527,993	10.04
AWI	WORKFORCE INNOVATION	15	532,777	12	1,891,407	3.55
DCF	CHILDREN & FAMILY	211	3,878,596	389	96,794,066	24.96
DCIT	CITRUS	1	39,836	0	-	-
DEP	ENVIRONMENTAL PROTECTION	163	982,791	109	27,330,576	27.81
DFS	FINANCIAL SERVICES	8	93,843	3	41,228	0.44
DJJ	JUVENILE JUSTICE	323	3,302,808	532	30,280,579	9.17
DLE	LAW ENFORCEMENT	1	111,610	0	-	-
DMS	MANAGEMENT SERVICES	117	12,010,744	401	103,395,395	8.61
DOC	CORRECTIONS	1,831	18,189,077	1,270	55,188,335	3.03
DOE	EDUCATION	50	1,138,166	114	4,288,536	3.77
DOH	HEALTH	33	979,364	66	8,728,781	8.91
DOS	STATE	23	134,593	11	4,338,821	32.24
DOT	TRANSPORTATION	324	4,210,938	149	7,228,078	1.72
FDVA	VETERANS AFFAIRS	7	423,737	7	2,605,416	6.15
FWCC	FISH & WILDLIFE	42	481,063	55	13,545,639	28.16
HSMV	HIGHWAY SAFETY & MOTOR VEHICLES	59	790,875	76	19,083,644	24.13
JB	JUDICIAL BRANCH	6	424,125	19	6,392,562	15.07
MA	MILITARY AFFAIRS	110	1,535,067	192	11,088,443	7.22
PRIDE	PRISON INDUSTRIES	51	728,861	31	629,511	0.86
TOTALS		3,844	55,104,747	3,910	428,816,955	7.78

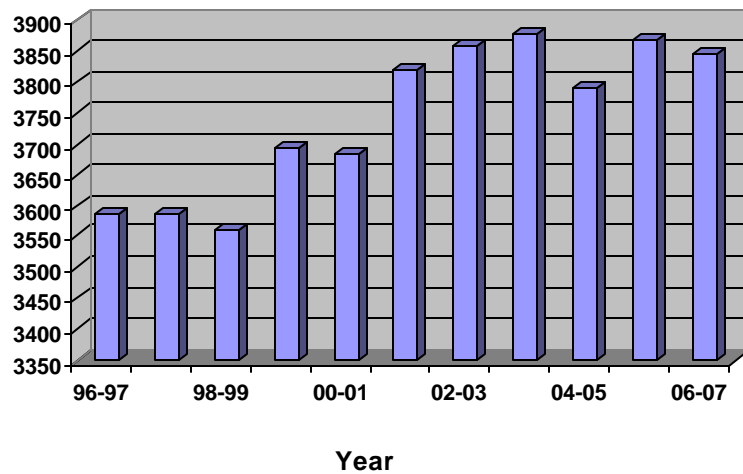
DEPARTMENT OF MANAGEMENT SERVICES
STATE FACILITIES INVENTORY

10 Year Charts

May, 2007

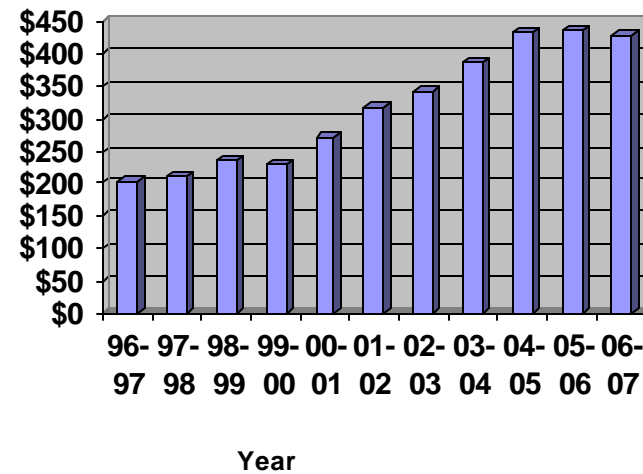
Page 1 of 1

Number of State Owned Building



Cost of Deficiencies per Year

Millions



Cycle	96-97	97-98	98-99	99-00	00-01	01-02	02-03	03-04	04-05	05-06	06-07
Buildings	3,586	3,584	3,558	3,694	3,683	3,771	3,771	3,878	3,789	3,867	3,844
Deficiencies	201,410,911	211,492,695	237,517,010	231,711,854	272,121,445	317,286,864	317,286,864	387,312,274	432,589,024	435,707,140	428,816,955

**Suitable Emergency Shelters**

New for 2007 DMS is reporting on Emergency Shelter Space in State government buildings.

Statute 252.385 requires DMS to compile a list of available and qualified vacant space that can be used for emergency shelter space. DMS has contacted each agency and asked to review a list of vacant buildings and provide DMS with information on any space that meets the statute requirements to be used as a shelter.

Buildings identified by the agencies were forwarded to the local American Red Cross chapters for review.

DMS forwarded information on 10 vacant buildings managed by DJJ and one managed by FWCC for their consideration.

As of June 1st DMS has not received verification of the buildings acceptability from the Red Cross.

**DEPARTMENT OF MANAGEMENT SERVICES
STATE FACILITIES INVENTORY**

May, 2007

Facilities Added or Deleted Summary

Page 1 of 1

	Agency Name	TRANSFERED		DELETED		ADDED		PRESENT	
		# Bldg	# Bldg	Total Gross Sq Ft	# Bldg	Total Gross Sq Ft	# Bldg	Total Gross Sq Ft	
AGCS	DEPARTMENT OF AGRICULTURE AND CONSUMER SERVICES	+1	10	287,910	36	201,083	240	3,171,659	
APD	DEPARTMENT OF PERSONS WITH DISABILITIES		58	375,990	0	0	229	1,944,217	
AWI	AGENCY FOR WORKFORCE INNOVATION		4	28,973	1	22,818	15	532,777	
DCF	DEPARTMENT OF CHILDREN AND FAMILIES	#@	+13	360,753	0	0	211	3,878,596	
DCIT	DEPARTMENT OF CITRUS		0	0	0	0	1	39,836	
DEP	DEPARTMENT OF ENVIRONMENTAL PROTECTION		-1	18,182	43	232,673	163	982,791	
DFS	DEPARTMENT OF FINANCIAL SERVICES		0	0	0	0	8	93,843	
DJJ	DEPARTMENT OF JUVENILE JUSTICE	*	-13	0	0	0	323	3,302,808	
DLE	DEPARTMENT OF LAW ENFORCEMENT		0	0	0	0	1	111,610	
DMS	DEPARTMENT OF MANAGEMENT SERVICES		0	0	0	0	117	12,010,744	
DOC	DEPARTMENT OF CORRECTIONS		0	0	2	27,098	1,831	18,189,077	
DOE	DEPARTMENT OF EDUCATION		0	0	1	4,656	50	1,138,166	
DOH	DEPARTMENT OF HEALTH		-1	0	1	3,299	33	979,364	
DOS	DEPARTMENT OF STATE		2	47,964	0	0	23	134,593	
DOT	DEPARTMENT OF TRANSPORTATION		0	0	1	4,660	324	4,210,938	
FDVA	FLORIDA DEPARTMENT OF VETERANS AFFAIRS		0	0	0	0	7	423,737	
FWCC	DEPARTMENT OF FISH AND WILDLIFE CONSERVATION COMMISSION		0	0	2	11,150	42	481,063	
HSMV	DEPARTMENT OF HIGHWAY SAFETY AND MOTOR VEHICLES		7	91,208	1	18,000	59	790,875	
JB	JUDICIAL BRANCH		0	0	0	0	6	424,125	
MA	DEPARTMENT OF MILITARY AFFAIRS		+1	0	0	0	110	1,535,067	
PRID	PRISON INDUSTRIES		0	0	0	0	51	728,861	
	TOTALS		113	1,210,980	88	525,437	3,844	55,104,747	

Facilities Added or Deleted Cycle 8A

* Facilities in DJJ were transferred to DCF.

DCF South FL. State Hospital Transferred 18 Bldg to the City.

@ DCF Landmark Learning Center Transferred 58 Bldg to Dade County.

**DEPARTMENT OF MANAGEMENT SERVICES
STATE FACILITIES INVENTORY**

May, 2007

Added Facilities Short List

Page 1 of 4

<i>Ag</i>	<i>Regi</i>	<i>County</i>	<i>City</i>	<i>Facility</i>	<i>DMS #</i>	<i>Total Area</i>	<i>Built</i>	<i>Reno</i>
AGCS		BAKER	GLEN SAINT MARY	MACCLENNY WORK CENTER	A - 04552	3,000	01/01/1995	
AGCS		BRADFORD	LAKE BUTLER	NEW RIVER RANGER STATION	A - 04548	4,250	01/01/2000	
AGCS		CLAY	MIDDLEBURG	EQUIP BLDG	A - 04549	4,200	01/01/2003	
AGCS		FRANKLIN	CARRABELLE	EQUIP SHED	A - 04528	7,700	01/01/2004	
AGCS		FRANKLIN	CARRABELLE	OFFICE	A - 04529	3,286	01/01/2004	
AGCS		FRANKLIN	CARRABELLE	SHOP	A - 04530	6,400	01/01/2004	
AGCS		GADSDEN	QUINCY	EDUCATION CENTER	A - 04531	3,220	01/01/2005	
AGCS		HERNANDO	BROOKSVILLE	DINING HALL	A - 04575	3,700		
AGCS		HERNANDO	BROOKSVILLE	RECREATION	A - 04576	3,600		
AGCS		HERNANDO	BROOKSVILLE	LODGE	A - 04577	7,386		
AGCS		HERNANDO	COCOA	FORESTRY CENTER	A - 04537	3,000	02/01/2006	
AGCS		HILLSBOROUGH	DOVER	SHOP	A - 04578	3,500		
AGCS		JACKSON	MARIANNA	FORESTRY OFFICE / SHOP	A - 04532	4,500	01/01/2003	
AGCS		LAKE	LEESBURG	FORESTRY SHOP	A - 04579	4,500		
AGCS		LAKE	LEESBURG	TANNER CATCHE, POLE BARN	A - 04580	4,200		
AGCS		LAKE	LEESBURG	POLE BARN	A - 04581	3,870		
AGCS		LAKE	LEESBURG	POLE BARN	A - 04582	5,340		
AGCS		LEVY	CHIEFLAND	SHOP / WAREHOUSE	A - 04585	4,230		
AGCS		LEVY	DUNNELLON	OFFICE	A - 04583	3,082		
AGCS		LEVY	DUNNELLON	SHOP	A - 04584	3,700		
AGCS		OKEECHOBEE	OKEECHOBEE	HELICOPTER HANGAR	A - 04563	3,600	01/01/2003	
AGCS		OSCEOLA	SAINT CLOUD	OFFICE / SHOP	A - 04586	3,000		
AGCS		PINELLAS	TARPON SPRINGS	WORK CTR / OFFICE	A - 04587	3,000		
AGCS		PUTNAM	WELAKA	DEMONSTRATION BARN	A - 04543	3,060	01/01/1970	
AGCS		PUTNAM	WELAKA	GUEST FACILITY E	A - 04544	3,045	01/01/1935	
AGCS		PUTNAM	WELAKA	GUEST FACILITY N	A - 04545	3,045	01/01/1935	
AGCS		PUTNAM	WELAKA	SHOP & EQUIP SHED	A - 04546	5,167	01/01/1935	

FACILITIES ADDED IN CYCLE 8A

**DEPARTMENT OF MANAGEMENT SERVICES
STATE FACILITIES INVENTORY**

May, 2007

Added Facilities Short List

Page 2 of 4

Ag	Regi	County	City	Facility	DMS #	Total Area	Built	Reno
AGCS		PUTNAM	WELAKA	TRAINING CENTER	A - 04547	3,200	01/01/1996	
AGCS		ST LUCIE	FORT PIERCE	UNIT #11	A - 04556	22,761	06/01/2007	
AGCS		ST LUCIE	FORT PIERCE	UNIT #16	A - 04558	18,466	06/01/2007	
AGCS		ST LUCIE	FORT PIERCE	UNIT #23 / 1 & 2	A - 04559	11,825	06/01/2007	
AGCS		ST LUCIE	FORT PIERCE	UNIT #1A	A - 04560	13,850	06/01/2007	
AGCS		SUMTER	WEBSTER	LODGE	A - 04588	3,000		
AGCS		SUMTER	WEBSTER	POLE BARN 2	A - 04589	11,200		
AGCS		VOLUSIA	DELEON SPRINGS	SHOP	A - 04590	3,000		
AGCS		VOLUSIA	PIERSON	POLE BARN	A - 04591	3,200		
AWI		SARASOTA	SARASOTA	JOBS ETC	A - 04608	22,818		
DEP		ALACHUA	GAINESVILLE	DISTRICT SHOP / 3 BAYS	A - 04535	3,400	01/01/1972	
DEP		BAY	PANAMA CITY	CAMPER ADMIN / INFO	A - 04565	3,300	01/01/1942	01/01/1991
DEP		BAY	PANAMA CITY	COMBINATION BLDG II	A - 04566	5,304	01/01/1942	01/01/1992
DEP		BAY	PANAMA CITY	COMBINATION BLDG I	A - 04567	5,304	01/01/1965	01/01/2005
DEP		BAY	PANAMA CITY	DISTRICT OFFICE	A - 04568	5,000	01/01/1942	01/01/1991
DEP		BAY	PANAMA CITY	DINING HALL / TRAINING	A - 04569	3,500	01/01/1942	01/01/1992
DEP		BAY	PANAMA CITY BEACH	LODGE	A - 04550	5,202		
DEP		BREVARD	FELLSMERE	VISITORS CENTER	A - 04607			
DEP		COLUMBIA	FORT WHITE	BARN / HORSEBACK CAMP	A - 04539	3,200	01/01/2000	
DEP		COLUMBIA	FORT WHITE	CONCESSION	A - 04540	3,500	01/01/1989	
DEP		COLUMBIA	FORT WHITE	SHELTER / TRAM	A - 04541	4,500	01/01/1989	
DEP		ESCAMBIA	PENSACOLA	GOVERNORS PAVILION	A - 04542	43,575	04/01/2005	
DEP		GILCHRIST	TRENTON	TRENTON RAIL DEPOT	A - 04538	5,462	01/01/1889	
DEP		HAMILTON	WHITE SPRINGS	ECOTOURISUM CENTER	A - 04533	4,650	01/01/2004	
DEP		HAMILTON	WHITE SPRINGS	REG FOOD SERVICE (SHELTER)	A - 04534	3,000	01/01/1970	
DEP		INDIAN RIVER	VERO BEACH	FISHING MUSEUM/RANGER STATION	A - 04574	3,650	01/01/1998	
DEP		JACKSON	MARIANNA	PARK MANAGER RESIDENCE	A - 04526	3,025	01/01/1941	

FACILITIES ADDED IN CYCLE 8A

**DEPARTMENT OF MANAGEMENT SERVICES
STATE FACILITIES INVENTORY**

May, 2007

Added Facilities Short List

Page 3 of 4

<i>Ag</i>	<i>Regi</i>	<i>County</i>	<i>City</i>	<i>Facility</i>	<i>DMS #</i>	<i>Total Area</i>	<i>Built</i>	<i>Reno</i>
DEP		JEFFERSON	MONTICELLO	LITCHWORTH RESIDENSE	A - 03160	3,600		
DEP		LAKE	SORRENTO	BARN	A - 04592	5,700		
DEP		LAKE	SORRENTO	TIN BARN	A - 04593	4,320		
DEP		LEON	TALLAHASSEE	GOV MARTIN HOUSE	A - 03028	5,076	01/01/1924	
DEP		LEON	TALLAHASSEE	PICNIC PAVILION	A - 04571	3,909		
DEP		MARION	OCALA	MUSEUM / ENVIR CTR	A - 04594	6,900		
DEP		MARION	OCALA	OFFICE	A - 04595	3,040		
DEP		MARION	OCALA	HORSE BARN 1	A - 04596	6,552		
DEP		MARION	OCALA	HORSE BARN 2	A - 04597	6,552		
DEP		MARION	OCALA	HORSE BARN 3	A - 04598	4,000		
DEP		MONROE	KEY LARGO	DISTRICT 5 SATELITE OFFICE	A - 04524	6,500	01/01/1965	
DEP		ORANGE	APOPKA	RESIDENCE	A - 04599	3,500		
DEP		ORANGE	APOPKA	DINING HALL / YOUTH CAMP	A - 04600	3,018		
DEP		ORANGE	APOPKA	DINING HALL	A - 04601	3,650		
DEP		ORANGE	APOPKA	RESIDENCE - 4 BED	A - 04602	4,500		
DEP		POLK	BARTOW	HOMELAND FIELD OFFICE	A - 04603	3,072		
DEP		POLK	LAKE WALES	MANAGERS OFFICE	A - 04604	3,292		
DEP		POLK	LAKE WALES	HAY BARN	A - 04605	3,429		
DEP		SARASOTA	SARASOTA	CONSESSION LAKE AREA	A - 04606	3,557		
DEP		ST JOHNS	PONTE VEDRA BEACH	GTMNERR ENVIR ED CTR	A - 04525	21,282	01/01/2005	
DEP		ST JOHNS	SAINT AUGUSTINE	VISITOR CENTER / MUSEUM	A - 04561	4,500	04/01/0007	
DEP		VOLUSIA	DELEON SPRINGS	CONCESSION BUILDING	A - 04562	4,410	01/01/1983	
DEP		VOLUSIA	DELEON SPRINGS	OLD SPANISH SUGAR MILL RESTAURANT	A - 04564	3,360	01/01/1983	
DEP		VOLUSIA	ORANGE CITY	PICNIC PAVILLION/BARBECUE	A - 04573	3,000		
DEP		VOLUSIA	ORMOND BEACH	VISITOR PROGRAM BUILDING	A - 04572	3,096	01/01/1977	
DEP		WAKULLA	SAINT MARKS	SAN MARCOS MUSEUM	A - 03687	3,286		
DOC		ORANGE	ORLANDO	FLORIDA CORRECTIONS ACADEMY AT ORLANDO	A - 04522	23,962	10/01/1982	

FACILITIES ADDED IN CYCLE 8A

**DEPARTMENT OF MANAGEMENT SERVICES
STATE FACILITIES INVENTORY**

May, 2007

Added Facilities Short List

Page 4 of 4

<i>Ag</i>	<i>Regi</i>	<i>County</i>	<i>City</i>	<i>Facility</i>	<i>DMS #</i>	<i>Total Area</i>	<i>Built</i>	<i>Reno</i>
DOC		ORANGE	ORLANDO	FLORIDA CORRECTIONS ACADEMY AT ORLANDO DEFENSE TACTICS	A - 04523	3,136	10/01/1982	
DOE		ST JOHNS	SAINT AUGUSTINE	POLICE SERVICES	A - 04570	4,656	11/01/0005	
DOH		DUVAL	JACKSONVILLE	MAINT BLDG	A - 04536	3,299	01/01/1966	01/01/2005
DOT		DUVAL	JACKSONVILLE	MATERIALS TEST LAB	A - 04553	4,660	01/01/1983	01/01/2001
FWCC		MANATEE	PALMETTO	PORT MANATEE GREENHOUSE #1	A - 04554	4,000	06/30/1998	
FWCC		MANATEE	PALMETTO	PORT MANATEE GREENHOUSE #3	A - 04555	7,150	06/30/2005	
HSMV		ORANGE	ORLANDO	DRIVERS LICENSE OFFICE	A - 04527	18,000	05/19/2006	
TOTAL BUILDINGS ADDED THIS CYCLE:						88		
TOTAL GROSS SQUARE FEET ADDED THIS CYCLE:						525,437		

**DEPARTMENT OF MANAGEMENT SERVICES
STATE FACILITIES INVENTORY**

May, 2007

Deleted Facilities Short List

Page 1 of 5

<i>Ag</i>	<i>Regi</i>	<i>County</i>	<i>City</i>	<i>Facility</i>	<i>DMS #</i>	<i>Total Area</i>	<i>Built</i>	<i>Action</i>
AGCS		BROWARD	DAVIE	POLE BARN / EQUIP STORAGE	X - 03231	5,200	01/01/1990	Demolished
AGCS		DUVAL	JACKSONVILLE	VEHICLE MAINTENANCE SHOP - D7	X - 00871	6,660	06/30/1975	
AGCS		LEE	FORT MYERS	UNIT # 1 OFF / SCALE / PKG HOUSE	X - 00899	69,050	06/30/1948	Demolished
AGCS	15	ST LUCIE	FORT PIERCE	UNIT # 23 - 1 & 2	X - 01645	10,700	01/01/1974	Demolished
AGCS	15	ST LUCIE	FORT PIERCE	UNIT # 5	X - 01646	12,600	01/01/1940	Demolished
AGCS	15	ST LUCIE	FORT PIERCE	UNIT # 11	X - 01648	25,920	01/01/1940	Demolished
AGCS	15	ST LUCIE	FORT PIERCE	UNIT # 12	X - 01649	17,550	01/01/1940	Demolished
AGCS	15	ST LUCIE	FORT PIERCE	UNIT # 17	X - 01652	20,050	01/01/1940	Demolished
AGCS	15	ST LUCIE	FORT PIERCE	UNIT # 16	X - 01653	23,200	01/01/1940	Demolished
APD	10	BROWARD	PEMBROKE PINES	BROWARD	X - 00572	6,423	01/01/1957	Demolished
APD	10	BROWARD	PEMBROKE PINES	ALACHUA	X - 00573	6,423	01/01/1957	Demolished
APD	10	BROWARD	PEMBROKE PINES	HAMILTON	X - 00584	8,905	01/01/1957	Demolished
APD	10	BROWARD	PEMBROKE PINES	BAKER	X - 00585	8,905	01/01/1957	Demolished
APD	10	BROWARD	PEMBROKE PINES	FLAGLER	X - 00586	6,561	01/01/1957	Demolished
APD	10	BROWARD	PEMBROKE PINES	DADE	X - 00587	6,423	01/01/1957	Demolished
APD	10	BROWARD	PEMBROKE PINES	COLLIER	X - 00588	6,423	01/01/1957	Demolished
APD	10	BROWARD	PEMBROKE PINES	AUDITORIUM	X - 00590	4,124	01/01/1966	Demolished
APD	10	BROWARD	PEMBROKE PINES	SCHOOL	X - 00597	8,381	01/01/1969	Demolished
APD	10	BROWARD	PEMBROKE PINES	CIP BUILDING	X - 00605	8,654	01/01/1957	Demolished
APD	10	BROWARD	PEMBROKE PINES	CHAPEL	X - 00606	10,590	01/01/1957	Demolished
APD	10	BROWARD	PEMBROKE PINES	FRANKLIN	X - 00622	8,905	01/01/1957	Demolished
APD	10	BROWARD	PEMBROKE PINES	DUVAL	X - 00623	8,905	01/01/1957	Demolished
APD	10	BROWARD	PEMBROKE PINES	COLUMBIA	X - 00624	8,905	01/01/1957	Demolished
APD	10	BROWARD	PEMBROKE PINES	ESCAMBIA	X - 00625	7,112	01/01/1957	Demolished
APD	10	BROWARD	PEMBROKE PINES	GULF	X - 01939	8,905	01/01/1957	Demolished
APD	10	BROWARD	PEMBROKE PINES	KITCHEN/ DINING	X - 01950	17,635		Demolished
APD	10	BROWARD	PEMBROKE PINES	SEWING	X - 02325	3,700	01/01/1966	Demolished

FACILITIES DELETED IN CYCLE 8A

**DEPARTMENT OF MANAGEMENT SERVICES
STATE FACILITIES INVENTORY**

May, 2007

Deleted Facilities Short List

Page 2 of 5

<i>Ag</i>	<i>Regi</i>	<i>County</i>	<i>City</i>	<i>Facility</i>	<i>DMS #</i>	<i>Total Area</i>	<i>Built</i>	<i>Action</i>
AWI		BAY	PANAMA CITY	WORK FORCE CTR	X - 00130	7,196	01/01/1964	Sold
AWI		LEON	TALLAHASSEE	DUVAL STREET	X - 00132	5,400	01/01/1958	Sold
AWI		OKALOOSA	FORT WALTON BEACH	JOB SERVICE OFFICE	X - 00125	4,037	01/01/1966	Sold
AWI	12	VOLUSIA	DAYTONA BEACH	JOBS & BENEFITS	X - 00123	12,340	01/01/1946	Sold
DCF	7B	BREVARD	COCOA	BLDG B - OFFICES	X - 00214	3,010	01/01/1953	
DCF	7B	BREVARD	COCOA	BLDG C - OFFICES	X - 00215	3,051	01/01/1953	
DCF	7B	BREVARD	COCOA	BLDG D - OFFICES	X - 00216	3,051	01/01/1953	
DCF	7B	BREVARD	COCOA	BLDG E - OFFICES	X - 00217	3,051	01/01/1953	
DCF	7B	BREVARD	COCOA	BLDG F - OFFICES	X - 00218	6,174	01/01/1953	
DCF	7B	BREVARD	COCOA	BLDG G/H - CONFERENCE	X - 00219	5,973	01/01/1953	
DCF	7B	BREVARD	COCOA	OFFICES	X - 00430	4,108	01/01/1953	
DCF	7B	BREVARD	COCOA	OLD BAND ROOM	X - 03176	5,800	01/01/1953	
DCF	7B	BREVARD	COCOA	FILE ROOM / STORAGE	X - 03177	4,175	01/01/1953	
DCF	11	DADE	OPA LOCKA	ADMIN # 1	X - 00650	6,936	01/01/1966	Others
DCF	11	DADE	OPA LOCKA	KELLER # 2	X - 00651	19,224	01/01/1966	Others
DCF	11	DADE	OPA LOCKA	MEDICAL # 3	X - 00652	17,564	01/01/1966	Others
DCF	11	DADE	OPA LOCKA	CHAPEL # 4	X - 00653	6,642	01/01/1966	Others
DCF	11	DADE	OPA LOCKA	FOOD SERVICE / LAUNDRY	X - 00654	32,000	01/01/1966	Others
DCF	11	DADE	OPA LOCKA	DAWN # 6	X - 00655	12,726	01/01/1966	Others
DCF	11	DADE	OPA LOCKA	GYMNASIUM # 11	X - 00656	11,700	01/01/1966	Others
DCF	11	DADE	OPA LOCKA	SCHOOL # 16A	X - 00657	18,147	01/01/1966	Others
DCF	11	DADE	OPA LOCKA	WORK SHOP / TRAINING # 19	X - 00658	13,700	01/01/1966	Others
DCF	11	DADE	OPA LOCKA	CARNATION # 22	X - 00659	3,650	01/01/1966	Others
DCF	11	DADE	OPA LOCKA	ROSE # 23	X - 00660	3,650	01/01/1966	Others
DCF	11	DADE	OPA LOCKA	GLADIOLA # 24	X - 00661	3,650	01/01/1966	Others
DCF	11	DADE	OPA LOCKA	PARADISE # 25	X - 00662	3,650	01/01/1966	Others
DCF	11	DADE	OPA LOCKA	AZALEA # 26	X - 00663	3,650	01/01/1966	Others

FACILITIES DELETED IN CYCLE 8A

**DEPARTMENT OF MANAGEMENT SERVICES
STATE FACILITIES INVENTORY**

May, 2007

Deleted Facilities Short List

Page 3 of 5

Ag	Regi	County	City	Facility	DMS #	Total Area	Built	Action
DCF	11	DADE	OPA LOCKA	IXORA # 27	X - 00664	3,650	01/01/1966	Others
DCF	11	DADE	OPA LOCKA	CALADIUM # 28	X - 00665	3,650	01/01/1966	Others
DCF	11	DADE	OPA LOCKA	GERANIUM # 29	X - 00666	3,650	01/01/1966	Others
DCF	11	DADE	OPA LOCKA	HIBISCUS # 30	X - 00667	3,650	01/01/1966	Others
DCF	11	DADE	OPA LOCKA	PERIWINKLE # 31	X - 00668	3,650	01/01/1966	Others
DCF	11	DADE	OPA LOCKA	POINSETTA # 32	X - 00669	3,650	01/01/1966	Others
DCF	11	DADE	OPA LOCKA	FERN # 33	X - 00670	3,650	01/01/1966	Others
DCF	11	DADE	OPA LOCKA	CHAFFEE # 34	X - 00671	3,650	01/01/1966	Others
DCF	11	DADE	OPA LOCKA	GRISSOM # 35	X - 00672	3,650	01/01/1966	Others
DCF	11	DADE	OPA LOCKA	FAIRCHILD # 36	X - 00673	3,650	01/01/1966	Others
DCF	11	DADE	OPA LOCKA	MALLORY # 37	X - 00674	3,650	01/01/1966	Others
DCF	11	DADE	OPA LOCKA	PERRINE # 38	X - 00675	3,650	01/01/1966	Others
DCF	11	DADE	OPA LOCKA	PLANT # 39	X - 00676	3,650	01/01/1966	Others
DCF	11	DADE	OPA LOCKA	PORTER # 40	X - 00677	3,650	01/01/1966	Others
DCF	11	DADE	OPA LOCKA	STRANAHAN # 41	X - 00678	3,650	01/01/1966	Others
DCF	11	DADE	OPA LOCKA	SIMPSON # 42	X - 00679	3,650	01/01/1966	Others
DCF	11	DADE	OPA LOCKA	SUMMERLIN # 43	X - 00680	3,650	01/01/1966	Others
DCF	11	DADE	OPA LOCKA	HARNEY # 44	X - 00681	3,650	01/01/1966	Others
DCF	11	DADE	OPA LOCKA	JACKSON # 45	X - 00682	3,650	01/01/1966	Others
DCF	11	DADE	OPA LOCKA	KROME DENTAL OFFICE # 46	X - 00683	3,650	01/01/1966	Others
DCF	11	DADE	OPA LOCKA	DISSTON # 47	X - 00684	3,650	01/01/1966	Others
DCF	11	DADE	OPA LOCKA	YOUNG # 48	X - 00685	3,650	01/01/1966	Others
DCF	11	DADE	OPA LOCKA	MERRICK # 49	X - 00686	3,650	01/01/1966	Others
DCF	11	DADE	OPA LOCKA	DESOTO # 50	X - 00687	3,650	01/01/1966	Others
DCF	11	DADE	OPA LOCKA	MICA # 51	X - 00688	3,650	01/01/1966	Others
DCF	11	DADE	OPA LOCKA	LEON # 52	X - 00689	3,650	01/01/1966	Others
DCF	11	DADE	OPA LOCKA	AUDUBON # 53	X - 00690	3,650	01/01/1966	Others

FACILITIES DELETED IN CYCLE 8A

**DEPARTMENT OF MANAGEMENT SERVICES
STATE FACILITIES INVENTORY**

May, 2007

Deleted Facilities Short List

Page 4 of 5

Ag	Regi	County	City	Facility	DMS #	Total Area	Built	Action
DCF	11	DADE	OPA LOCKA	STETSON # 54	X - 00691	3,650	01/01/1966	Others
DCF	11	DADE	OPA LOCKA	YULEE # 55	X - 00692	3,650	01/01/1966	Others
DCF	11	DADE	OPA LOCKA	FOSTER # 56	X - 00693	3,650	01/01/1966	Others
DCF	11	DADE	OPA LOCKA	RINGLING # 57	X - 00694	3,650	01/01/1966	Others
DCF	11	DADE	OPA LOCKA	COMMUNITY DAY CARE CTR # 60	X - 00695	4,538	01/01/1966	Others
DCF	11	DADE	OPA LOCKA	NEW WAREHOUSE # 62	X - 00696	12,855	01/01/1966	Others
DCF	11	DADE	OPA LOCKA	MAINTENANCE # 18	X - 01928	8,877	01/01/1956	Others
DCF	11	DADE	OPA LOCKA	SCHOOL # 16	X - 01929	18,147	01/01/1966	Others
DCF	11	DADE	OPA LOCKA	HORIZON # 6A	X - 01937	12,726		Others
DCF	11	DADE	OPA LOCKA	ADJ THERAPY # 7A 7B & 7C	X - 02340	11,350	01/01/1966	Others
DCF	11	DADE	OPA LOCKA	SERVICE CTR FLAMINGO PLAZA # 9	X - 02341	10,900	01/01/1966	Others
DCF	11	DADE	OPA LOCKA	ORCHID # 20	X - 02342	3,737	01/01/1966	Others
DCF	11	DADE	OPA LOCKA	GARDENIA # 21	X - 02343	3,737	01/01/1966	Others
DCF	11	DADE	OPA LOCKA	EDISON # 58	X - 02344	3,737	01/01/1966	Others
DCF	11	DADE	OPA LOCKA	OSCEOLA # 59	X - 02345	3,737	01/01/1966	Others
DCF		DADE	OPA LOCKA	FIELD OFFICE	X - 04312	11,562	01/01/1976	Others
DCF		DADE	OPA LOCKA	LIFT STATION	X - 04313	48	01/01/1966	Others
DCF	2	DESOTO	ARCADIA	LIVESTOCK MARKET	X - 00909	96,980	06/30/1939	Others
DCF	2	LEON	TALLAHASSEE	SUNLAND TALLAHASSEE MAIN	X - 00196	170,744	01/01/1952	Sold
DCF	2	LEON	TALLAHASSEE	BOILER HOUSE	X - 00199	5,737	01/01/1952	Sold
DEP	7	HILLSBOROUGH	TAMPA	SLIGH AVE SUB-MAINT	X - 01092	9,236	01/01/1960	
DEP		LEON	TALLAHASSEE	OLD CITY GENERATOR BUILDING	X - 01618	5,640	01/01/1921	Others
DEP		VOLUSIA	DEBARY	BARN	X - 03263	3,306	01/01/1971	
DOS		DADE	MIAMI	COCONUT GROVE PLAYHOUSE	X - 01997	45,000	01/01/1926	Others
DOS		LEON	TALLAHASSEE	CHIEF'S HOUSE REPLICA	X - 05132	2,964	12/01/2005	Demolished
HSMV	2	LEE	FORT MYERS	FHP STATION	X - 00714	3,300	04/01/1967	Demolished
HSMV		LEE	FORT MYERS	DMV OFFICE	X - 04260	3,227		Others

FACILITIES DELETED IN CYCLE 8A

**DEPARTMENT OF MANAGEMENT SERVICES
STATE FACILITIES INVENTORY**

May, 2007

Deleted Facilities Short List

Page 5 of 5

Ag	Regi	County	City	Facility	DMS #	Total Area	Built	Action
HSMV	LEON	TALLAHASSEE	ADMIN / DORM		X - 03033	41,273	01/01/1965	Others
HSMV	LEON	TALLAHASSEE	DORM		X - 03034	24,111	01/01/1981	Others
HSMV	LEON	TALLAHASSEE	STORAGE		X - 04276	3,016		
HSMV	MARION	OCALA	DMV OFFICE		X - 04133	5,071	07/01/1960	
HSMV	ORANGE	WINTER PARK	DRIVERS LICENSE OFFICE		X - 00728	11,210	01/01/1972	Sold
TOTAL BUILDINGS DELETED THIS CYCLE:						113		
TOTAL GROSS SQUARE FEET DELETED THIS CYCLE:						1,210,980		

**DEPARTMENT OF MANAGEMENT SERVICES
STATE FACILITIES INVENTORY**

Agency Cycle Summary Comparisons

May , 2007

Agency	2005/2006 7C		2006/2007 8A	
	Total Buildings	Total Gross Sq Ft	Total Buildings	Total Gross Sq Ft
AGCS	213	3,261,916	240	3,171,659
APD	287	2,318,442	229	1,944,217
AWI	18	538,932	15	532,777
DCF	227	4,087,476	211	3,878,596
DCIT	1	39,836	1	39,836
DEP	124	772,710	163	982,791
DFS	8	93,843	8	93,843
DJJ	336	3,456,545	323	3,302,808
DLE	1	111,610	1	111,610
DMS	117	12,010,744	117	12,010,744
DOC	1,829	18,161,979	1,831	18,189,077
DOE	49	1,111,966	50	1,138,166
DOH	32	968,832	33	979,364
DOS	24	176,853	23	134,593
DOT	323	4,201,278	324	4,210,938
FDVA	7	423,737	7	423,737
FWCC	40	469,913	42	481,063
HSMV	65	864,083	59	790,875
JB	6	419,125	6	424,125
MA	109	1,529,307	110	1,535,067
PRID	51	728,861	51	728,861
Totals	3,867	55,747,988	3,844	55,104,747

Agency Cycle Summary Comparisons

**DEPARTMENT OF MANAGEMENT SERVICES
STATE FACILITIES INVENTORY**

May, 2007

Page 1 of 21

County Summary

DEPARTMENT OF AGRICULTURE AND CONSUMER SERVICES "AGCS"

2005/2006 7C		2006/2007 8A		Dif	County	2005/2006 7C		2006/2007 8A		Dif	
Bldgs	Sq Ft	Bldgs	Sq Ft			Bldgs	Sq Ft	Bldgs	Sq Ft		
ALACHUA	9	111,786	9	111,786	BAKER	0	0	1	3,000	1	
BAY	3	13,750	3	13,750	BRADFORD	2	14,548	3	18,798	1	
BROWARD	7	169,366	6	163,816	-1	CITRUS	3	9,125	3	9,125	
CLAY	0	0	1	4,200	1	COLLIER	6	180,808	6	180,808	
COLUMBIA	6	40,749	6	40,749	DADE	12	310,089	12	310,089		
DESOTO	1	96,980	0	0	-1	DUVAL	1	6,660	0	0	-1
FLAGLER	3	12,480	3	12,480	FRANKLIN	1	8,520	4	25,906	3	
GADSDEN	4	149,000	5	152,220	1	GILCHRIST	3	16,829	3	16,829	
HARDEE	3	118,455	3	118,455	HERNANDO	12	64,238	16	81,924	4	
HILLSBOROUGH	12	232,041	13	235,541	1	HOLMES	5	35,420	5	41,420	
JACKSON	0	0	1	4,500	1	LAKE	0	0	4	17,910	4
LEE	9	216,562	8	147,512	-1	LEON	14	332,966	14	332,966	
LEVY	8	58,711	11	69,723	3	MADISON	1	22,934	1	22,934	
MANATEE	2	9,640	2	9,640	MARION	5	120,960	5	120,960		
NASSAU	4	34,550	4	34,550	OKEECHOBEE	3	12,493	4	16,093	1	
ORANGE	2	10,750	2	10,750	OSCEOLA	2	24,174	3	27,174	1	
PALM BEACH	2	10,350	2	10,350	PASCO	1	4,000	1	4,000		
PINELLAS	0	0	1	3,000	1	POLK	19	260,048	19	260,048	
PUTNAM	3	16,594	8	34,111	5	SANTA ROSA	20	117,056	21	121,056	1
SEMINOLE	3	60,552	3	60,552	ST LUCIE	12	225,037	10	168,839	-2	
SUMTER	0	0	2	14,200	2	SUWANNEE	7	115,895	7	115,895	
TAYLOR	3	17,800	3	17,800	VOLUSIA	0	0	2	6,200	2	
						Totals:	213	3,261,916	240	3,171,659	27

DEPARTMENT OF AGRICULTURE AND CONSUMER SERVICES "AGCS"

**DEPARTMENT OF MANAGEMENT SERVICES
STATE FACILITIES INVENTORY**

May, 2007

County Summary

DEPARTMENT OF PERSONS WITH DISABILITIES "APD"

<i>County</i>	<i>2005/2006 7C</i>		<i>2006/2007 8A</i>		<i>Dif</i>	<i>County</i>	<i>2005/2006 7C</i>		<i>2006/2007 8A</i>		<i>Dif</i>
	<i>Bldgs</i>	<i>Sq Ft</i>	<i>Bldgs</i>	<i>Sq Ft</i>			<i>Bldgs</i>	<i>Sq Ft</i>	<i>Bldgs</i>	<i>Sq Ft</i>	
ALACHUA	78	601,812	78	601,812		BAY	3	11,763	3	11,763	
BROWARD	3	13,602	3	13,602		COLUMBIA	3	9,606	3	9,606	
DADE	59	688,811	1	312,821	-58	DUVAL	11	65,847	11	65,847	
ESCAMBIA	3	14,940	3	14,940		GULF	1	3,665	1	3,665	
HIGHLANDS	3	13,702	3	13,702		HILLSBOROUGH	6	23,850	6	23,850	
JACKSON	48	402,679	48	404,444		LEE	37	311,036	37	311,036	
LEON	9	40,920	9	40,920		MARION	3	12,267	3	12,267	
MARTIN	3	14,670	3	14,670		ORANGE	3	18,006	3	18,006	
PALM BEACH	3	13,602	3	13,602		PINELLAS	5	32,350	5	32,350	
POLK	3	12,657	3	12,657		VOLUSIA	3	12,657	3	12,657	
						Totals:	287	2,318,442	229	1,944,217	-58

DEPARTMENT OF PERSONS WITH DISABILITIES "APD"

DEPARTMENT OF MANAGEMENT SERVICES
STATE FACILITIES INVENTORY

May, 2007

Page 3 of 21

County Summary

AGENCY FOR WORKFORCE INNOVATION "AWI"

		2005/2006 7C		2006/2007 8A				2005/2006 7C		2006/2007 8A			
County	Bldgs	Sq Ft	Bldgs	Sq Ft	Dif	County	Bldgs	Sq Ft	Bldgs	Sq Ft	Dif		
ALACHUA	1	18,000	1	18,000		BAY	1	7,196	0	0	-1		
BROWARD	6	105,583	6	105,583		DUVAL	1	52,000	1	52,000			
HILLSBOROUGH	1	90,000	1	90,000		LEON	2	187,900	1	182,500	-1		
MARION	1	17,760	1	17,760		OKALOOSA	1	4,037	0	0	-1		
PINELLAS	1	12,463	1	12,463		POLK	2	31,653	2	31,653			
SARASOTA	0	0	1	22,818	1	VOLUSIA	1	12,340	0	0	-1		
							Totals:	18	538,932	15	532,777	-3	

AGENCY FOR WORKFORCE INNOVATION "AWI"

**DEPARTMENT OF MANAGEMENT SERVICES
STATE FACILITIES INVENTORY**

May, 2007

Page 4 of 21

County Summary

DEPARTMENT OF CHILDREN AND FAMILIES "DCF"

		<i>2005/2006 7C</i>		<i>2006/2007 8A</i>				<i>2005/2006 7C</i>		<i>2006/2007 8A</i>			
<i>County</i>	<i>Bldgs</i>	<i>Sq Ft</i>	<i>Bldgs</i>	<i>Sq Ft</i>	<i>Dif</i>	<i>County</i>	<i>Bldgs</i>	<i>Sq Ft</i>	<i>Bldgs</i>	<i>Sq Ft</i>	<i>Dif</i>		
ALACHUA	18	187,169	18	187,169		BAKER	44	620,498	44	620,498			
BAY	1	10,943	1	10,943		BREVARD	9	38,393	0	0	-9		
BROWARD	51	581,349	33	435,470	-18	DADE	4	204,673	5	271,673	1		
DESOTO	17	199,860	17	199,860		DUVAL	3	127,572	3	127,572			
GADSDEN	69	1,706,384	69	1,704,520		HILLSBOROUGH	1	115,275	1	115,275			
JACKSON	3	19,564	3	19,564		LEON	5	201,165	3	24,684	-2		
MARTIN	0	0	12	86,737	12	PALM BEACH	1	15,407	1	15,407			
SANTA ROSA	1	59,224	1	59,224									
							Totals:	227	4,087,476	211	3,878,596	-16	

DEPARTMENT OF CHILDREN AND FAMILIES "DCF"

**DEPARTMENT OF MANAGEMENT SERVICES
STATE FACILITIES INVENTORY**

May, 2007

Page 5 of 21

County Summary

DEPARTMENT OF CITRUS "DCIT"											
		<i>2005/2006 7C</i>		<i>2006/2007 8A</i>				<i>2005/2006 7C</i>		<i>2006/2007 8A</i>	
<i>County</i>	<i>Bldgs</i>	<i>Sq Ft</i>	<i>Bldgs</i>	<i>Sq Ft</i>	<i>Dif</i>	<i>County</i>	<i>Bldgs</i>	<i>Sq Ft</i>	<i>Bldgs</i>	<i>Sq Ft</i>	<i>Dif</i>
POLK	1	39,836	1	39,836							
Totals:							1	39,836	1	39,836	0
DEPARTMENT OF CITRUS "DCIT"											

**DEPARTMENT OF MANAGEMENT SERVICES
STATE FACILITIES INVENTORY**

May, 2007

County Summary

Page 6 of 21

DEPARTMENT OF ENVIRONMENTAL PROTECTION "DEP"

County	2005/2006 7C		2006/2007 8A		Dif	County	2005/2006 7C		2006/2007 8A		Dif
	Bldgs	Sq Ft	Bldgs	Sq Ft			Bldgs	Sq Ft	Bldgs	Sq Ft	
ALACHUA	11	52,777	12	56,177	1	BAY	0	0	6	27,610	6
BREVARD	0	0	1	0	1	BROWARD	11	37,154	11	37,154	
CITRUS	9	56,400	9	56,400		CLAY	1	4,300	1	4,300	
COLLIER	4	27,046	4	27,046		COLUMBIA	0	0	3	11,200	3
DADE	4	12,103	4	12,103		DUVAL	2	31,507	2	31,507	
ESCAMBIA	0	0	1	43,575	1	FRANKLIN	2	11,892	2	11,892	
GILCHRIST	0	0	1	5,462	1	HAMILTON	7	47,568	9	55,218	2
HIGHLANDS	3	10,415	3	10,415		HILLSBOROUGH	5	23,936	4	14,700	-1
INDIAN RIVER	1	3,700	2	8,700	1	JACKSON	1	4,525	2	7,550	1
JEFFERSON	0	0	1	3,600	1	LAKE	0	0	2	10,020	2
LEE	6	27,243	6	27,243		LEON	5	70,903	6	74,248	1
LEVY	1	5,820	1	5,820		LIBERTY	1	4,700	1	4,700	
MANATEE	2	12,257	2	12,257		MARION	4	20,600	9	47,644	5
MARTIN	6	34,039	6	34,039		MONROE	15	137,861	16	144,361	1
NASSAU	2	11,120	2	11,120		ORANGE	0	0	4	14,668	4
PALM BEACH	3	12,845	3	12,845		PINELLAS	1	5,616	1	5,616	
POLK	1	3,024	4	12,817	3	PUTNAM	1	14,411	1	14,411	
SARASOTA	1	3,904	2	7,461	1	ST JOHNS	0	0	2	25,782	2
TAYLOR	1	3,700	1	3,700		VOLUSIA	5	21,050	8	31,610	3
WAKULLA	6	49,376	7	52,662	1	WALTON	1	5,158	1	5,158	
WASHINGTON	1	5,760	0	0	-1						
						Totals:	124	772,710	163	982,791	39

DEPARTMENT OF ENVIRONMENTAL PROTECTION "DEP"

**DEPARTMENT OF MANAGEMENT SERVICES
STATE FACILITIES INVENTORY**

May, 2007

Page 7 of 21

County Summary

DEPARTMENT OF FINANCIAL SERVICES "DFS"

		<i>2005/2006 7C</i>		<i>2006/2007 8A</i>				<i>2005/2006 7C</i>		<i>2006/2007 8A</i>			
<i>County</i>	<i>Bldgs</i>	<i>Sq Ft</i>	<i>Bldgs</i>	<i>Sq Ft</i>	<i>Dif</i>	<i>County</i>	<i>Bldgs</i>	<i>Sq Ft</i>	<i>Bldgs</i>	<i>Sq Ft</i>	<i>Dif</i>		
GADSDEN	1	10,678	1	10,678		MARION	7	83,165	7	83,165			
							Totals:	8	93,843	8	93,843	0	

DEPARTMENT OF FINANCIAL SERVICES "DFS"

**DEPARTMENT OF MANAGEMENT SERVICES
STATE FACILITIES INVENTORY**

May, 2007

Page 8 of 21

County Summary

DEPARTMENT OF JUVENILE JUSTICE "DJJ"

<i>County</i>	<i>2005/2006 7C</i>		<i>2006/2007 8A</i>		<i>Dif</i>	<i>County</i>	<i>2005/2006 7C</i>		<i>2006/2007 8A</i>		<i>Dif</i>
	<i>Bldgs</i>	<i>Sq Ft</i>	<i>Bldgs</i>	<i>Sq Ft</i>			<i>Bldgs</i>	<i>Sq Ft</i>	<i>Bldgs</i>	<i>Sq Ft</i>	
ALACHUA	3	35,604	3	35,604		BAY	1	22,171	1	22,171	
BREVARD	2	27,439	2	27,439		BROWARD	6	133,058	6	133,058	
CITRUS	1	40,850	1	40,850		COLLIER	4	33,690	4	33,690	
DADE	43	462,463	42	395,463	-1	DESOTO	66	668,347	66	668,347	
DUVAL	8	96,525	8	96,525		ESCAMBIA	1	10,116	1	10,116	
HAMILTON	4	13,390	4	13,390		HILLSBOROUGH	11	161,614	11	161,614	
JACKSON	37	273,021	37	273,021		JEFFERSON	1	15,260	1	15,260	
LEE	2	30,740	2	30,740		LEON	3	43,295	3	43,295	
LIBERTY	1	28,014	1	28,014		MADISON	1	17,000	1	17,000	
MANATEE	1	26,640	1	26,640		MARION	9	98,152	9	98,152	
MARTIN	13	103,597	1	16,860	-12	MONROE	1	60,000	1	60,000	
NASSAU	3	15,738	3	15,738		OKALOOSA	7	87,436	7	87,436	
OKEECHOBEE	41	265,193	41	265,193		ORANGE	10	117,736	10	117,736	
PALM BEACH	11	188,063	11	188,063		PASCO	1	16,593	1	16,593	
PINELLAS	3	45,318	3	45,318		POLK	29	165,592	29	165,592	
SANTA ROSA	2	22,433	2	22,433		SEMINOLE	1	12,712	1	12,712	
ST JOHNS	2	39,759	2	39,759		ST LUCIE	1	26,217	1	26,217	
VOLUSIA	4	45,851	4	45,851		WASHINGTON	2	6,918	2	6,918	
						Totals:	336	3,456,545	323	3,302,808	-13

DEPARTMENT OF JUVENILE JUSTICE "DJJ"

**DEPARTMENT OF MANAGEMENT SERVICES
STATE FACILITIES INVENTORY**

May, 2007

Page 9 of 21

County Summary

DEPARTMENT OF LAW ENFORCEMENT "DLE"

		<i>2005/2006 7C</i>		<i>2006/2007 8A</i>				<i>2005/2006 7C</i>		<i>2006/2007 8A</i>			
<i>County</i>	<i>Bldgs</i>	<i>Sq Ft</i>	<i>Bldgs</i>	<i>Sq Ft</i>	<i>Dif</i>	<i>County</i>	<i>Bldgs</i>	<i>Sq Ft</i>	<i>Bldgs</i>	<i>Sq Ft</i>	<i>Dif</i>		
HILLSBOROUGH	1	111,610	1	111,610									
							Totals:	1	111,610	1	111,610	0	

DEPARTMENT OF LAW ENFORCEMENT "DLE"

**DEPARTMENT OF MANAGEMENT SERVICES
STATE FACILITIES INVENTORY**

May, 2007

Page 10 of 21

County Summary

DEPARTMENT OF MANAGEMENT SERVICES "DMS"

		<i>2005/2006 7C</i>		<i>2006/2007 8A</i>				<i>2005/2006 7C</i>		<i>2006/2007 8A</i>			
<i>County</i>	<i>Bldgs</i>	<i>Sq Ft</i>	<i>Bldgs</i>	<i>Sq Ft</i>	<i>Dif</i>	<i>County</i>	<i>Bldgs</i>	<i>Sq Ft</i>	<i>Bldgs</i>	<i>Sq Ft</i>	<i>Dif</i>		
ALACHUA	2	55,088	2	55,088		BRADFORD	5	126,280	5	126,280			
BROWARD	2	254,524	2	254,524		DADE	8	981,197	8	981,197			
DUVAL	6	300,185	6	300,185		ESCAMBIA	1	110,884	1	110,884			
HILLSBOROUGH	2	179,316	2	179,316		LEE	2	489,778	2	489,778			
LEON	76	7,766,368	76	7,766,368		MONROE	1	42,856	1	42,856			
ORANGE	4	861,784	4	861,784		PALM BEACH	1	100,831	1	100,831			
PINELLAS	2	228,892	2	228,892		POLK	2	190,440	2	190,440			
ST LUCIE	1	89,816	1	89,816		VOLUSIA	2	232,505	2	232,505			
							Totals:	117	12,010,744	117	12,010,744	0	

DEPARTMENT OF MANAGEMENT SERVICES "DMS"

**DEPARTMENT OF MANAGEMENT SERVICES
STATE FACILITIES INVENTORY**

May, 2007

Page 11 of 21

County Summary

DEPARTMENT OF CORRECTIONS "DOC"

		2005/2006 7C		2006/2007 8A				2005/2006 7C		2006/2007 8A			
County	Bldgs	Sq Ft	Bldgs	Sq Ft	Dif	County	Bldgs	Sq Ft	Bldgs	Sq Ft	Dif		
ALACHUA	20	134,712	20	134,712		BAKER	28	282,617	28	282,617			
BAY	1	13,601	1	13,601		BRADFORD	83	988,154	83	988,154			
BREVARD	25	320,267	25	320,267		BROWARD	28	251,940	28	251,940			
CALHOUN	28	232,236	28	232,236		CHARLOTTE	32	302,147	32	302,147			
COLUMBIA	34	450,174	34	450,174		DADE	104	1,285,879	104	1,285,879			
DESOTO	36	354,028	36	354,028		DIXIE	30	228,246	30	228,246			
DUVAL	2	19,246	2	19,246		ESCAMBIA	33	303,680	33	303,680			
FRANKLIN	25	351,234	25	351,234		GADSDEN	13	225,950	13	225,950			
GILCHRIST	36	215,046	36	215,046		GULF	53	534,788	53	534,788			
HAMILTON	47	474,045	47	474,045		HARDEE	37	345,279	37	345,279			
HENDRY	46	375,030	46	375,030		HERNANDO	11	76,018	11	76,018			
HILLSBOROUGH	22	146,451	22	146,451		HOLMES	29	251,018	29	251,018			
INDIAN RIVER	20	126,170	20	126,170		JACKSON	95	946,676	95	946,676			
JEFFERSON	26	219,251	26	219,251		LAFAYETTE	38	297,390	38	297,390			
LAKE	31	301,977	31	301,977		LEE	2	15,594	2	15,594			
LEON	2	26,643	2	26,643		LEVY	8	32,906	8	32,906			
LIBERTY	30	267,564	30	267,564		MADISON	32	248,858	32	248,858			
MANATEE	2	11,200	2	11,200		MARION	87	815,115	87	815,115			
MARTIN	34	364,602	34	364,602		MONROE	3	17,262	3	17,262			
OKALOOSA	28	246,547	28	246,547		OKEECHOBEE	30	379,772	30	379,772			
ORANGE	53	526,977	55	554,075	2	OSCEOLA	3	17,100	3	17,100			
PALM BEACH	41	469,651	41	469,651		PASCO	21	203,793	21	203,793			
PINELLAS	9	56,235	9	56,235		POLK	91	645,809	91	645,809			
PUTNAM	11	85,138	11	85,138		SANTA ROSA	30	364,272	30	364,272			
ST LUCIE	1	9,540	1	9,540		SUMTER	32	469,894	32	469,894			
TAYLOR	50	522,701	50	522,701		UNION	98	1,202,585	98	1,202,585			
VOLUSIA	29	249,189	29	249,189		WAKULLA	31	319,738	31	319,738			
WALTON	29	244,844	29	244,844		WASHINGTON	29	295,200	29	295,200			
							Totals:	1829	18,161,979	1831	18,189,077	2	

DEPARTMENT OF CORRECTIONS "DOC"

**DEPARTMENT OF MANAGEMENT SERVICES
STATE FACILITIES INVENTORY**

May, 2007

Page 12 of 21

County Summary

DEPARTMENT OF EDUCATION "DOE"												
	<i>2005/2006 7C</i>		<i>2006/2007 8A</i>				<i>2005/2006 7C</i>		<i>2006/2007 8A</i>			
<i>County</i>	<i>Bldgs</i>	<i>Sq Ft</i>	<i>Bldgs</i>	<i>Sq Ft</i>	<i>Dif</i>	<i>County</i>	<i>Bldgs</i>	<i>Sq Ft</i>	<i>Bldgs</i>	<i>Sq Ft</i>	<i>Dif</i>	
DADE	1	21,250	1	21,250		DUVAL	1	55,000	1	55,000		
HILLSBOROUGH	1	46,173	1	46,173		ORANGE	1	47,000	1	47,000		
PALM BEACH	1	33,200	1	33,200		ST JOHNS	39	768,843	40	795,043	1	
VOLUSIA	5	140,500	5	140,500								
							Totals:	49	1,111,966	50	1,138,166	1
DEPARTMENT OF EDUCATION "DOE"												

DEPARTMENT OF MANAGEMENT SERVICES
STATE FACILITIES INVENTORY

May, 2007

Page 13 of 21

County Summary

DEPARTMENT OF HEALTH "DOH"

		2005/2006 7C		2006/2007 8A				2005/2006 7C		2006/2007 8A			
County	Bldgs	Sq Ft	Bldgs	Sq Ft	Dif	County	Bldgs	Sq Ft	Bldgs	Sq Ft	Dif		
ALACHUA	1	66,800	1	66,800		BREVARD	1	9,900	1	9,900			
BROWARD	1	48,000	1	48,000		DADE	1	84,800	1	84,800			
DUVAL	9	250,340	10	253,639	1	ESCAMBIA	3	64,323	3	71,556			
HILLSBOROUGH	1	41,000	1	41,000		LEON	1	31,500	1	31,500			
ORANGE	1	8,896	1	8,896		PALM BEACH	12	345,273	12	345,273			
ST LUCIE	1	18,000	1	18,000									
							Totals:	32	968,832	33	979,364	1	

DEPARTMENT OF HEALTH "DOH"

**DEPARTMENT OF MANAGEMENT SERVICES
STATE FACILITIES INVENTORY**

May, 2007

Page 14 of 21

County Summary

DEPARTMENT OF STATE "DOS"											
	<i>2005/2006 7C</i>		<i>2006/2007 8A</i>				<i>2005/2006 7C</i>		<i>2006/2007 8A</i>		
<i>County</i>	<i>Bldgs</i>	<i>Sq Ft</i>	<i>Bldgs</i>	<i>Sq Ft</i>	<i>Dif</i>	<i>County</i>	<i>Bldgs</i>	<i>Sq Ft</i>	<i>Bldgs</i>	<i>Sq Ft</i>	<i>Dif</i>
DADE	1	45,000	0	0	-1	LEON	17	77,904	17	80,644	
MONROE	2	16,758	2	16,758		ST JOHNS	4	37,191	4	37,191	
Totals:							24	176,853	23	134,593	-1
DEPARTMENT OF STATE "DOS"											

**DEPARTMENT OF MANAGEMENT SERVICES
STATE FACILITIES INVENTORY**

May, 2007

Page 15 of 21

County Summary

DEPARTMENT OF TRANSPORTATION "DOT"

		2005/2006 7C		2006/2007 8A				2005/2006 7C		2006/2007 8A			
County	Bldgs	Sq Ft	Bldgs	Sq Ft	Dif	County	Bldgs	Sq Ft	Bldgs	Sq Ft	Dif		
ALACHUA	16	220,623	16	220,623		BAY	5	36,623	5	36,623			
BREVARD	7	26,502	7	26,502		BROWARD	30	447,265	30	447,265			
CHARLOTTE	1	3,437	1	3,437		COLLIER	1	5,680	1	5,680			
COLUMBIA	15	209,902	15	209,902		DADE	29	477,264	29	477,264			
DESOTO	3	11,440	3	11,440		DUVAL	9	111,300	10	115,960	1		
ESCAMBIA	1	14,805	1	14,805		GADSDEN	8	75,609	8	75,609			
HAMILTON	1	19,346	1	19,346		HENDRY	3	15,188	3	15,188			
HERNANDO	7	60,682	7	60,682		HIGHLANDS	1	3,600	1	3,600			
HILLSBOROUGH	17	281,424	17	281,424		HOLMES	1	4,633	1	4,633			
JACKSON	6	31,104	6	31,104		LAKE	9	68,579	9	73,579			
LEE	6	37,511	6	37,511		LEON	7	289,012	7	289,012			
LEVY	4	33,722	4	33,722		MANATEE	2	12,930	2	12,930			
MARION	4	17,277	4	17,277		MARTIN	4	33,784	4	33,784			
MONROE	1	17,155	1	17,155		OKEECHOBEE	3	30,561	3	30,561			
ORANGE	16	308,262	16	308,262		OSCEOLA	4	35,176	4	35,176			
PALM BEACH	13	178,314	13	178,314		PASCO	4	25,413	4	25,413			
PINELLAS	10	67,474	10	67,474		POLK	15	280,478	15	280,478			
SANTA ROSA	4	36,436	4	36,436		SARASOTA	3	12,721	3	12,721			
SEMINOLE	9	45,760	9	45,760		ST JOHNS	6	47,687	6	47,687			
ST LUCIE	13	100,319	13	100,319		SUMTER	3	26,444	3	26,444			
TAYLOR	4	34,371	4	34,371		VOLUSIA	9	249,339	9	249,339			
WALTON	1	5,280	1	5,280		WASHINGTON	8	150,846	8	150,846			
							Totals:	323	4,201,278	324	4,210,938	1	

DEPARTMENT OF TRANSPORTATION "DOT"

**DEPARTMENT OF MANAGEMENT SERVICES
STATE FACILITIES INVENTORY**

May, 2007

Page 16 of 21

County Summary

FLORIDA DEPARTMENT OF VETERANS AFFAIRS "FDVA"												
		2005/2006 7C		2006/2007 8A				2005/2006 7C		2006/2007 8A		
County	Bldgs	Sq Ft	Bldgs	Sq Ft	Dif	County	Bldgs	Sq Ft	Bldgs	Sq Ft	Dif	
BAY	1	69,230	1	69,230		BROWARD	1	69,230	1	69,230		
CHARLOTTE	1	69,230	1	69,230		COLUMBIA	2	73,342	2	73,342		
PASCO	1	73,475	1	73,475		VOLUSIA	1	69,230	1	69,230		
							Totals:	7	423,737	7	423,737	0
FLORIDA DEPARTMENT OF VETERANS AFFAIRS "FDVA"												

**DEPARTMENT OF MANAGEMENT SERVICES
STATE FACILITIES INVENTORY**

May, 2007

Page 17 of 21

County Summary

DEPARTMENT OF FISH AND WILDLIFE CONSERVATION COMMISSION "FWCC"

		2005/2006 7C		2006/2007 8A				2005/2006 7C		2006/2007 8A			
County	Bldgs	Sq Ft	Bldgs	Sq Ft	Dif	County	Bldgs	Sq Ft	Bldgs	Sq Ft	Dif		
ALACHUA	1	13,263	1	13,263		BAY	3	11,504	3	11,504			
BROWARD	1	14,000	1	14,000		CHARLOTTE	1	5,122	1	5,122			
CITRUS	1	5,006	1	5,006		COLUMBIA	1	5,652	1	5,652			
DADE	1	11,741	1	11,741		DUVAL	1	2,304	1	2,304			
ESCAMBIA	1	3,532	1	3,532		GADSDEN	2	12,066	2	12,066			
GULF	1	9,000	1	9,000		HERNANDO	1	9,000	1	9,000			
HILLSBOROUGH	1	3,381	1	3,381		LAKE	2	9,923	2	9,923			
LEE	1	3,300	1	3,300		LEON	2	100,750	2	100,750			
MANATEE	1	12,000	3	23,150	2	MARION	3	20,806	3	20,806			
MONROE	2	6,028	2	6,028		OKALOOSA	1	3,750	1	3,750			
OKEECHOBEE	1	4,080	1	4,080		PALM BEACH	6	39,076	6	39,076			
PINELLAS	3	144,719	3	144,719		POLK	2	19,910	2	19,910			
							Totals:	40	469,913	42	481,063	2	

DEPARTMENT OF FISH AND WILDLIFE CONSERVATION COMMISSION "FWCC"

**DEPARTMENT OF MANAGEMENT SERVICES
STATE FACILITIES INVENTORY**

May, 2007

Page 18 of 21

County Summary

DEPARTMENT OF HIGHWAY SAFETY AND MOTOR VEHICLES "HSMV"

County	2005/2006 7C		2006/2007 8A		Dif	County	2005/2006 7C		2006/2007 8A		Dif
	Bldgs	Sq Ft	Bldgs	Sq Ft			Bldgs	Sq Ft	Bldgs	Sq Ft	
ALACHUA	1	3,641	1	3,641		BAY	2	14,246	2	14,246	
BRADFORD	1	3,600	1	3,600		BREVARD	4	18,859	4	18,859	
BROWARD	2	17,500	2	17,500		CLAY	1	3,226	1	3,226	
COLLIER	1	3,500	1	3,500		COLUMBIA	1	6,690	1	6,690	
DADE	5	53,579	5	53,579		DESOTO	1	3,328	1	3,328	
DIXIE	1	3,176	1	3,176		DUVAL	2	22,369	2	22,369	
ESCAMBIA	3	10,113	3	10,113		GADSDEN	1	3,502	1	3,502	
HERNANDO	1	4,557	1	4,557		HILLSBOROUGH	4	35,270	4	35,270	
LAKE	1	3,000	1	3,000		LEE	2	6,527	0	0	-2
LEON	7	525,492	4	457,092	-3	MANATEE	1	5,770	1	5,770	
MARION	2	9,286	1	4,215	-1	MONROE	1	3,640	1	3,640	
NASSAU	1	7,300	1	7,300		OKALOOSA	1	3,589	1	3,589	
ORANGE	1	11,210	1	18,000		OSCEOLA	1	4,888	1	4,888	
PALM BEACH	4	17,631	4	17,631		PASCO	1	4,968	1	4,968	
PINELLAS	1	5,319	1	5,319		POLK	2	10,829	2	10,829	
PUTNAM	1	7,539	1	7,539		SARASOTA	2	7,936	2	7,936	
ST JOHNS	1	2,500	1	2,500		ST LUCIE	1	4,400	1	4,400	
VOLUSIA	3	15,103	3	15,103							
						Totals:	65	864,083	59	790,875	-6

DEPARTMENT OF HIGHWAY SAFETY AND MOTOR VEHICLES "HSMV"

**DEPARTMENT OF MANAGEMENT SERVICES
STATE FACILITIES INVENTORY**

May, 2007

Page 19 of 21

County Summary

JUDICIAL BRANCH "JB"												
		<i>2005/2006 7C</i>		<i>2006/2007 8A</i>				<i>2005/2006 7C</i>		<i>2006/2007 8A</i>		
<i>County</i>	<i>Bldgs</i>	<i>Sq Ft</i>	<i>Bldgs</i>	<i>Sq Ft</i>	<i>Dif</i>	<i>County</i>	<i>Bldgs</i>	<i>Sq Ft</i>	<i>Bldgs</i>	<i>Sq Ft</i>	<i>Dif</i>	
DADE	1	61,540	1	61,540		LEON	2	231,385	2	231,385		
PALM BEACH	1	37,000	1	42,000		POLK	1	26,300	1	26,300		
VOLUSIA	1	62,900	1	62,900								
							Totals:	6	419,125	6	424,125	0
JUDICIAL BRANCH "JB"												

**DEPARTMENT OF MANAGEMENT SERVICES
STATE FACILITIES INVENTORY**

May, 2007

Page 20 of 21

County Summary

DEPARTMENT OF MILITARY AFFAIRS "MA"

		2005/2006 7C		2006/2007 8A				2005/2006 7C		2006/2007 8A			
County	Bldgs	Sq Ft	Bldgs	Sq Ft	Dif	County	Bldgs	Sq Ft	Bldgs	Sq Ft	Dif		
BAY	1	30,435	1	30,435		BRADFORD	3	29,779	3	29,779			
BREVARD	1	14,560	1	14,560		BROWARD	5	43,417	5	43,417			
CITRUS	3	32,494	3	32,494		CLAY	24	168,322	24	168,322			
COLUMBIA	3	25,528	3	25,528		DADE	3	69,579	3	69,579			
DESOTO	1	13,475	1	13,475		DUVAL	1	37,395	1	37,395			
ESCAMBIA	2	40,316	2	40,316		FRANKLIN	2	19,393	2	19,393			
GADSDEN	1	28,039	1	28,039		HERNANDO	1	10,950	1	10,950			
HIGHLANDS	1	12,534	1	12,534		HILLSBOROUGH	4	113,803	4	113,803			
HOLMES	1	12,232	1	12,232		JACKSON	1	12,826	1	12,826			
LAKE	4	38,764	4	38,764		LEE	1	11,209	1	11,209			
LEON	1	36,166	1	36,166		MANATEE	3	31,115	3	31,115			
MARION	1	22,928	1	22,928		OKALOOSA	1	11,681	1	11,681			
ORANGE	1	30,150	1	30,150		PALM BEACH	2	78,744	2	78,744			
PASCO	1	14,055	1	14,055		PINELLAS	4	49,315	4	49,315			
POLK	8	122,056	8	122,056		PUTNAM	2	21,475	2	21,475			
SARASOTA	1	24,090	1	24,090		SEMINOLE	1	14,520	1	14,520			
ST JOHNS	14	223,215	14	223,215		ST LUCIE	1	15,369	1	15,369			
SUWANNEE	2	17,650	2	17,650		VOLUSIA	2	39,056	2	39,056			
WASHINGTON	1	12,672	2	18,432	1								
							Totals:	109	1,529,307	110	1,535,067	1	

DEPARTMENT OF MILITARY AFFAIRS "MA"

**DEPARTMENT OF MANAGEMENT SERVICES
STATE FACILITIES INVENTORY**

May, 2007

Page 21 of 21

County Summary

PRISON INDUSTRIES "PRID"

		<i>2005/2006 7C</i>		<i>2006/2007 8A</i>				<i>2005/2006 7C</i>		<i>2006/2007 8A</i>			
<i>County</i>	<i>Bldgs</i>	<i>Sq Ft</i>	<i>Bldgs</i>	<i>Sq Ft</i>	<i>Dif</i>	<i>County</i>	<i>Bldgs</i>	<i>Sq Ft</i>	<i>Bldgs</i>	<i>Sq Ft</i>	<i>Dif</i>		
BAKER	1	10,644	1	10,644		BRADFORD	2	49,795	2	49,795			
CALHOUN	1	38,080	1	38,080		DIXIE	1	17,096	1	17,096			
HENDRY	3	11,995	3	11,995		JACKSON	10	84,443	10	84,443			
LIBERTY	1	15,408	1	15,408		MADISON	1	34,761	1	34,761			
MARION	5	50,362	5	50,362		PALM BEACH	1	4,416	1	4,416			
POLK	5	160,710	5	160,710		SUMTER	1	24,000	1	24,000			
UNION	17	195,351	17	195,351		VOLUSIA	2	31,800	2	31,800			
							Totals:	51	728,861	51	728,861	0	

PRISON INDUSTRIES "PRID"

**DEPARTMENT OF MANAGEMENT SERVICES
STATE FACILITIES INVENTORY**

**Deficiency Correction Projects
Finished or Originated for Cycle 8A**

May , 2007

Page 1 of 1

Agency	<i>FINISHED since last assestment</i> FIN		<i>NEW THIS CYCLE</i> ORG	
	# DCPS	\$ Amount	# DCPS	\$ Amount
AGCS	53	3,106,509.50	43	4,901,840.63
APD	84	1,800,975.99	68	3,799,901.44
AWI	1	9,277.97	11	1,886,205.49
DCF	32	2,350,750.19	43	9,552,685.86
DEP	37	1,065,454.86	38	2,405,450.81
DFS	6	369,913.86	0	0.00
DLE	2	743,390.32	0	0.00
DMS	5	100,786.82	4	350,547.03
DOC	1	5,571.84	2	118,615.19
DOE	0	0.00	1	118,527.46
DOH	24	1,004,909.10	22	6,359,463.56
DOS	9	284,059.94	7	4,289,228.79
FWCC	19	412,508.07	25	688,979.70
HSMV	23	326,053.49	27	4,050,385.83
JB	14	3,304,754.53	10	3,110,426.12
TOTAL	310	14,884,916.49	301	41,632,257.90

Deficiency Correction Projects Finished or Originated for Cycle 8A

**DEPARTMENT OF MANAGEMENT SERVICES
STATE FACILITIES INVENTORY**

May , 2007

**Deficiency Correction Projects
Current Status in Cycle 8A**

Page 1 of 1

Agency	ORIGINATED ORG		NO EVIDENT ACTION NEA		TOTAL		Priority 5		ACTION IN PROGRESS ACT	
	# DCPS	\$ Amount	# DCPS	\$ Amount	# DCPS	\$ Amount	# DCPS	\$ Amount	# DCPS	\$ Amount
AGCS	47	5,210,905	145	11,227,039	192	16,437,945	2	997,809	6	59,631
APD	77	4,593,643	205	14,934,350	282	19,527,993	9	4,952,416	40	1,663,628
AWI	12	1,891,407	0	0	12	1,891,407	0	0	3	294,488
DCF	88	21,332,256	301	75,461,810	389	96,794,066	27	58,973,620	4	475,335
DEP	41	2,951,790	68	24,378,787	109	27,330,576	8	16,696,117	7	85,594
DFS	0	0	3	41,228	3	41,228	0	0	0	0
DJJ	239	16,726,762	293	13,553,817	532	30,280,579	17	9,609,322	17	1,717,137
DLE	0	0	0	0	0	0	0	0	1	1,226,309
DMS	97	31,874,804	304	71,520,592	401	103,395,395	7	45,599,979	49	11,880,721
DOC	439	19,861,502	831	35,326,832	1,270	55,188,335	14	3,102,414	70	2,622,585
DOE	89	3,477,317	25	811,219	114	4,288,536	0	0	7	289,728
DOH	22	6,359,464	44	2,369,317	66	8,728,781	0	0	9	1,196,043
DOS	7	4,289,229	4	49,592	11	4,338,821	0	0	0	0
DOT	89	5,069,307	60	2,158,771	149	7,228,078	5	1,045,026	7	290,299
FDVA	5	2,590,565	2	14,851	7	2,605,416	0	0	1	6,808
FWCC	25	688,980	30	12,856,659	55	13,545,639	2	10,371,356	2	31,815
HSMV	30	4,106,809	46	14,976,835	76	19,083,644	3	8,955,626	10	611,995
JB	11	3,215,123	8	3,177,439	19	6,392,562	0	0	2	110,032
MA	43	3,514,559	149	7,573,884	192	11,088,443	4	2,010,563	13	1,132,405
PRID	5	179,889	26	449,622	31	629,511	0	0	0	0
Total	1,366	137,934,309	2,544	290,882,645	3,910	428,816,955	98	162,314,249	248	23,694,553

Deficiency Correction Projects Current Status in Cycle 8A

**DEPARTMENT OF MANAGEMENT SERVICES
STATE FACILITIES INVENTORY**

May, 2007

**Deficiency Correction Projects
General Renovation Projects - Priority 5**

Page 1 of 4

Age	DMS #	County	Facility	Campus #	Campus Name	Deficiency #	Description	Amount
AGCS A - 02561	Santa Rosa	Santa Rosa	Sales Arena / Swine	C - 00240	Jay State Livestock Market	A-02561BG-01RES11/05/03	General Renovation	362,445
AGCS A - 02560	Santa Rosa	Santa Rosa	Livestock Market / Shed / Pens	C - 00240	Jay State Livestock Market	A-02560BQ-01RES11/05/03	General Renovation	635,364
APD A - 00164	Jackson	Jackson	Unit I Admin	C - 00014	Sunland Training Center Marianna	A-00164BQ-01RES11/10/03	General Renovation	214,341
APD A - 00160	Jackson	Jackson	Kennedy Learning Ctr	C - 00014	Sunland Training Center Marianna	A-00160BQ-01RES11/10/03	General Renovation	432,469
APD A - 00156	Jackson	Jackson	Madison House	C - 00014	Sunland Training Center Marianna	A-00156BQ-01RES11/10/03	General Renovation	374,722
APD A - 00169	Jackson	Jackson	Unit 2 Auditorium	C - 00014	Sunland Training Center Marianna	A-00169BQ-01RES11/10/03	General Renovation	1,824,084
APD A - 00151	Jackson	Jackson	Lincoln House	C - 00014	Sunland Training Center Marianna	A-00151BQ-01RES11/10/03	General Renovation	374,722
APD A - 00147	Jackson	Jackson	Pierce House	C - 00014	Sunland Training Center Marianna	A-00147BX-01RES08/24/06	General Renovation	238,652
APD A - 00154	Jackson	Jackson	East Truman House	C - 00014	Sunland Training Center Marianna	A-00154BQ-01RES11/10/03	General Renovation	746,628
APD A - 00158	Jackson	Jackson	Unit Iii Annex	C - 00014	Sunland Training Center Marianna	A-00158 BQ-0RES11/10/03	General Renovation	314,328
APD A - 00163	Jackson	Jackson	Emerald Place	C - 00014	Sunland Training Center Marianna	A-00163BQ-01RES11/10/03	General Renovation	432,469
DCF A - 00034	Gadsden	Gadsden	Unit # 1	C - 00006	FI State Hospital	A-00034BQ-01GEM10/05/00	General Renovation	3,911,220
DCF A - 00007	Gadsden	Gadsden	Voc Rehab / Engr Shops	C - 00006	FI State Hospital	A-00007BX-01RES06/21/06	General Renovation	914,082
DCF A - 00030	Gadsden	Gadsden	Old Dorm Historic Bld	C - 00006	FI State Hospital	A-00030BQ-01RES07/02/03	General Renovation	864,600
DCF A - 00032	Gadsden	Gadsden	Unit # 15 / Lab	C - 00006	FI State Hospital	A-00032BQ-01GEM10/05/00	General Renovation	2,143,888
DCF A - 00005	Gadsden	Gadsden	Unit # 3	C - 00006	FI State Hospital	A-00005BQ-02RES07/02/03	General Renovation	672,546
DCF A - 00010	Gadsden	Gadsden	Central Forensic	C - 00006	FI State Hospital	A-00010BQ-01GEM10/11/00	General Renovation	3,031,407
DCF A - 00011	Gadsden	Gadsden	Central Forensic	C - 00006	FI State Hospital	A-00011BQ-02GEM10/11/00	General Renovation	3,676,387
DCF A - 00031	Gadsden	Gadsden	Pharmacy / Medical Library	C - 00006	FI State Hospital	A-00031BQ-01RES07/02/03	General Renovation	2,436,282
DCF A - 00003	Gadsden	Gadsden	Kitchen	C - 00006	FI State Hospital	A-00003BX-01RES06/21/06	General Renovation	1,530,976
DCF A - 00037	Gadsden	Gadsden	Dental Clinic	C - 00006	FI State Hospital	A-00037BQ-01GEM10/03/00	Int Renovation	681,632
DCF A - 00038	Gadsden	Gadsden	Unit # 15 Rehab Classroom	C - 00006	FI State Hospital	A-00038BX-01RES06/21/06	General Renovation	322,874
DCF A - 00039	Gadsden	Gadsden	Unit # 16	C - 00006	FI State Hospital	A-00039BQ-01RES07/02/03	General Renovation	8,332,512
DCF A - 00041	Gadsden	Gadsden	Landis Hall	C - 00006	FI State Hospital	A-00041BX-01RES06/21/06	General Renovation	4,876,821
DCF A - 00043	Gadsden	Gadsden	Vocational Services	C - 00006	FI State Hospital	A-00043BQ-01RES07/02/03	General Renovation	4,240,283
DCF A - 00045	Gadsden	Gadsden	Mrdp West	C - 00006	FI State Hospital	A-00045BQ-01GEM10/05/00	General Renovation	2,258,100
DCF A - 00046	Gadsden	Gadsden	Unit # 27	C - 00006	FI State Hospital	A-00046BQ-01GEM10/05/00	General Renovation	2,435,145

General Renovation Projects Cycle 8A

**DEPARTMENT OF MANAGEMENT SERVICES
STATE FACILITIES INVENTORY**

**Deficiency Correction Projects
General Renovation Projects - Priority 5**

May, 2007

Page 2 of 4

Age	DMS #	County	Facility	Campus #	Campus Name	Deficiency #	Description	Amount
DCF	A - 00006	Gadsden	Unit # 14	C - 00006	FI State Hospital	A-00006BX-01RES07/21/06	General Renovation	6,894,939
DCF	A - 00009	Gadsden	Central Forensic	C - 00006	FI State Hospital	A-00009BQ-01GEM10/11/00	General Renovation	4,874,549
DCF	A - 00191	Jackson	Jackson Service Center	C -		A-00191BQ-01RES10/02/03	General Renovation	707,503
DCF	A - 00337	Baker	Medical Care Adm / Disc	C - 00019	Ne FI State Hospital	A-00337BK-01EHS10/31/00	Bldg Renovation	944,040
DCF	A - 00338	Baker	Glccc	C - 00019	Ne FI State Hospital	A-00338BK-01EHS10/31/00	Bldg Renovation	1,036,838
DCF	A - 00339	Baker	Classrooms	C - 00019	Ne FI State Hospital	A-00339BK-01EHS10/31/00	Bldg Renovation	125,018
DCF	A - 00342	Baker	Ward Dev Serv	C - 00019	Ne FI State Hospital	A-00342BK-01EHS10/31/00	Bldg Renovation	142,092
DCF	A - 00239	Alachua	Bldg # 2	C - 00017	N FI Evaluation & Treatment Ctr	A-00239BK-03EHS10/21/03	Int Renovation	86,251
DCF	A - 00148	Jackson	Buchanan House	C - 00014	Sunland Training Center Marianna	A-00148BX-02RES08/24/06	General Renovation	238,652
DCF	A - 00149	Jackson	Hayes House	C - 00014	Sunland Training Center Marianna	A-00149BQ-01RES11/10/03	General Renovation	214,341
DCF	A - 00036	Gadsden	Admission / Discharge	C - 00006	FI State Hospital	A-00036BX-01RES06/21/06	General Renovation	1,380,641
DEP	A - 02127	Wakulla	Office / Residence	C - 00169	Wakulla Springs State Park	A-02127BQ-01RES07/15/03	General Renovation	427,563
DEP	A - 02487	Duval	Neff House	C - 00234	Ft George Island Golf Course	A-02487BQ-02EHS12/14/00	General Renovation	943,476
DEP	A - 03271	Alachua	District # 2 Office	C - 00309	Paynes Prairie Preserve	A-03271BK-01EHS06/22/06	General Renovation	481,030
DEP	A - 01617	Walton	Eden Museum	C -		A-01617BD-01RES12/22/06	Historic Renovation	538,445
DEP	A - 03222	Citrus	Boathouse	C - 00243	Homosassa Springs State Wildlife P&A	A-03222BQ-01EHS04/21/04	General Renovation	350,530
DEP	A - 02557	Lee	The Store	C - 00239	Koreshan State Historic Site	A-02557BQ-03ACK12/09/00	Historic Renovation	667,472
DEP	A - 02376	Monroe	Ft Zachary Taylor Museum	C -		A-02376BQ-01JVB01/25/90	Historic Renovation	12,211,262
DEP	A - 01607	Leon	Gunter Bldg	C -		A-01607BQ-01RES02/04/04	General Renovation	1,076,338
DJJ	A - 00078	Jackson	Elect Shop / Laundry	C - 00007	Arthur G. Dozier School	A-00078BQ-01RES10/10/01	Replace Building	293,134
DJJ	A - 00080	Jackson	Maint Office	C - 00007	Arthur G. Dozier School	A-00080BQ-01RES10/10/30	General Renovation	116,376
DJJ	A - 00063	Jackson	Print Shop	C - 00007	Arthur G. Dozier School	A-00063BQ-01RES10/09/01	General Renovation	183,724
DJJ	A - 00082	Jackson	Auto Repair / Plumbing	C - 00007	Arthur G. Dozier School	A-00082BQ-02RES10/10/01	Replace Building	325,623
DJJ	A - 00081	Jackson	Woodwork Shop	C - 00007	Arthur G. Dozier School	A-00081BQ-01RES10/10/01	Replace Building	368,687
DJJ	A - 00079	Jackson	Boiler / Carpenter Shop	C - 00007	Arthur G. Dozier School	A-00079BQ-02RES10/10/01	Replace Building	644,556
DJJ	A - 00062	Jackson	Masonry Vocational	C - 00007	Arthur G. Dozier School	A-00062BQ-01RES10/10/01	General Renovation	165,409
DJJ	A - 00195	Leon	Seminole Work & Learn	C -		A-00195BQ-01RES03/21/02	General Renovation	933,801

General Renovation Projects Cycle 8A

**DEPARTMENT OF MANAGEMENT SERVICES
STATE FACILITIES INVENTORY**

May, 2007

**Deficiency Correction Projects
General Renovation Projects - Priority 5**

Page 3 of 4

Age	DMS #	County	Facility	Campus #	Campus Name	Deficiency #	Description	Amount
DJJ	A - 04145	Santa Rosa	Camp E-Ma-Chamee	C -		A-04145BQ-01RES12/08/04	General Renovation	445,223
DJJ	A - 03010	Dade	Maint	C - 00337	Everglades Academy	A-03010BQ-01JVB11/07/90	General Renovation	154,014
DJJ	A - 03182	Pinellas	Storage	C - 00285	Wildwood Center	A-03182BK-02ACK03/14/02	Int Renovation	140,343
DJJ	A - 00433	Orange	Old Job Core	C - 00083	Sunland Center, Orlando	A-00433BQ-01ACK11/02/00	General Renovation	87,899
DJJ	A - 00513	Desoto	Otis / Ward	C - 00021	Desoto County Juvenile Ci	A-00513GL-01ADR09/15/04	General Renovation	2,208,100
DJJ	A - 00516	Desoto	Ford / Ward	C - 00021	Desoto County Juvenile Ci	A-00516GL-01ADR09/15/04	General Renovation	2,451,087
DJJ	A - 00056	Jackson	Admin Annex	C - 00007	Arthur G. Dozier School	A-00056BK-01RES10/09/01	General Renovation	250,941
DJJ	A - 00060	Jackson	Dining	C - 00007	Arthur G. Dozier School	A-00060BQ-01RES10/10/01	General Renovation	674,997
DJJ	A - 00061	Jackson	Const Trades / Vocation	C - 00007	Arthur G. Dozier School	A-00061BQ-01RES10/09/01	General Renovation	165,409
DMS	A - 01840	Leon	Winchester Bldg	C - 00001	Cc-Capital Complex	A-01840BQ-01RES04/14/05	General Renovation	2,398,450
DMS	A - 00781	Leon	Bloxham Annex "B"	C - 00001	Cc-Capital Complex	A-00781BQ-01RES04/24/02	General Renovation	204,345
DMS	A - 00778	Leon	Bloxham Annex "A"	C - 00001	Cc-Capital Complex	A-00778BQ-01RES04/24/02	General Renovation	410,613
DMS	A - 00773	Leon	Twin Towers	C - 00213	Blairstone Dep	A-00773BK-04RES11/04/04	Int Renovation	13,571,591
DMS	A - 00762	Leon	Holland Bldg	C - 00001	Cc-Capital Complex	A-00762BQ-04GEM04/18/01	Building Renovation	7,517,247
DMS	A - 00759	Leon	Carlton Bldg	C - 00001	Cc-Capital Complex	A-00759BQ-02RES04/24/02	General Renovation	21,193,461
DMS	A - 00745	Leon	Bloxham Annex "C"	C - 00001	Cc-Capital Complex	A-00745BQ-01RES04/24/02	General Renovation	304,271
DOC	A - 00956	Brevard	Gym	C - 00010	Brevard Correctional Institution	A-00956BQ-02ACK01/15/03	General Renovation	80,101
DOC	A - 01296	Jackson	Dorm M	C - 00028	Apalachee Ci East	A-01296BQ-02RES11/05/02	General Renovation	153,860
DOC	A - 02107	Martin	Support Bldg	C - 00034	Martin Correctional Institution	A-02107BK-01AJP02/11/03	General Renovation	301,203
DOC	B - 05094	Polk	Treatment Plant Water North	C - 00039	Avon Park Correctional Institution	B-05094BQ-01ACK07/09/02	General Renovation	8,413
DOC	A - 01506	Polk	Laundry / Boiler Room / Wc	C - 00039	Avon Park Correctional Institution	A-01506BQ-01ACK07/09/02	Bldg Renovation	47,213
DOC	A - 01308	Escambia	Work Release Ctr	C -		A-01308BQ-01RES08/01/02	General Renovation	1,004,780
DOC	A - 01310	Leon	Work Release Center	C - 00371	Tallahassee Road Prison	A-01310BQ-02RES06/11/02	General Renovation	554,780
DOC	A - 03383	Santa Rosa	Food Warehouse	C - 00121	Berrydale Forestry Camp	A-03383BQ-01RES08/01/02	General Renovation	48,104
DOC	A - 03765	Polk	Recreation / Wc	C - 00039	Avon Park Correctional Institution	A-03765BQ-01ACK07/09/02	General Renovation	19,150
DOC	B - 05095	Polk	Treatment Plant Water South	C - 00039	Avon Park Correctional Institution	B-05095BQ-01ACK07/09/02	General Renovation	8,413
DOC	A - 01389	Palm Beach	Food Storage Warehouse	C - 00032	Glades Correctional Institution	A-01389BQ-01AJP05/09/02	General Renovation	415,850

General Renovation Projects Cycle 8A

**DEPARTMENT OF MANAGEMENT SERVICES
STATE FACILITIES INVENTORY**

May, 2007

**Deficiency Correction Projects
General Renovation Projects - Priority 5**

Page 4 of 4

Age	DMS #	County	Facility	Campus #	Campus Name	Deficiency #	Description	Amount
DOC	A - 01260	Jackson	Vehicle Maint Shop	C - 00027	Apalachee Ci West	A-01260BQ-01RES10/03/01	General Renovation	155,580
DOC	A - 01328	Marion	Dorm Y Old Confinement	C - 00013	Lowell Correctional Institution	FemalA-01328BK-01ACK09/18/02	General Renovation	199,310
DOC	A - 01265	Jackson	Egg Processing	C - 00027	Apalachee Ci West	A-01265BQ-01RES10/03/01	General Renovation	105,656
DOT	A - 03436	Leon	Elect Engineering	C - 00157	Tallahassee Campus	A-03436BK-01RES11/14/04	Int Renovation	116,696
DOT	A - 01016	Orange	Maint	C - 00195	Orlando Maintenance Yard	A-01016BQ-01ACK01/15/02	General Renovation	282,334
DOT	A - 01061	Leon	Mechanics Shop	C - 00157	Tallahassee Campus	A-01061BQ-01RES11/29/01	General Renovation	163,290
DOT	A - 01015	Broward	Old Turnpike Admin Office	C -		A-01015BK-01AJP08/28/01	Int Renovation	298,135
DOT	A - 01064	Walton	Repair Shop	C - 00357	Walton Co Maint Yard	A-01064BQ-01RES12/05/01	General Renovation	184,572
FWCCA	- 00732	Leon	Bryant Bldg	C - 00001	Cc-Capital Complex	A-00732BQ-01GEM05/16/01	Bldg Renovation	9,731,225
FWCCA	- 00736	Marion	Ne Regional Office	C - 00298	Ocala Fwcc Headquarters	A-00736BQ-02EHS07/10/01	Bldg Renovation	640,132
HSMV	A - 01800	Leon	Kirkman Bldg	C - 00235	Hsmv Hqs Complex	A-01800BQ-01RES12/10/03	General Renovation	8,359,047
HSMV	A - 01800	Leon	Kirkman Bldg	C - 00235	Hsmv Hqs Complex	A-01800BQ-02RES12/10/03	General Renovation	589,403
HSMV	A - 03605	Pasco	Fhp Station Trp	C -		A-03605BP-01ADR04/19/07	Plumb Water Renovation	7,176
MA	A - 01149	Suwannee	Armory	C - 00181	Louis C Wadsworth National Guard	AA-01149BQ-02RES12/19/01	General Renovation	281,739
MA	A - 01114	Holmes	Armory	C -		A-01114BQ-01RES02/01/02	General Renovation	600,777
MA	A - 01126	Volusia	Armory	C -		A-01126BQ-02ACK04/04/02	Bldg Renovation	943,476
MA	A - 01109	Franklin	Armory	C -		A-01109BK-0RES10/05/04	Int Renovation	184,572
Total General Renovation Priority 5								162,314,249

DCP RECOMMENDED PROJECT			
Symbol	EOG category	\$	%
BS	Structural	11,049,952	3%
CL	Code & Licensure	1,708,052	0%
BD	Special	25,172,368	6%
BP	Plumbing	17,356,835	4%
BE	Electrical	23,944,085	6%
BG	Site	24,470,024	6%
BR	Roofing	34,816,917	8%
BX	Envelope	128,948,280	30%
BM	Mechanical	56,258,071	13%
BI	Interior	68,565,989	16%
GL	General	36,526,381	9%
Total \$		428,816,954	
Does not include active (ACT) projects			

