

Cycle Explanation

The SFI assessment program is managed by spreading the work over a three year cycle. Agency facilities are assigned a cycle year and assessed during that cycle. The agency cycle assignments are listed below:

Cycle A

Agriculture and Consumer Services	AGCS
Children and Families	DCF
Environmental Protection	DEP
Financial Services	DFS
Fish & Wildlife Conservation Commission	FWCC
Health	DOH
Highway Safety & Motor Vehicles	HSMV
Judicial Branch	JB
Law Enforcement	FDLE
Persons with Disabilities	APD
State	DOS
Workforce Innovation	AWI

Cycle B

Citrus	DCIT
Education	DOE
Management Services	DMS
Military Affairs	MA
Juvenile Justice	DJJ
Transportation	DOT
Veterans Affairs	FDVA

Cycle C

Corrections	DOC
Pride	PRIDE

Cycle Summary

The following historical data shows less than a 2 % increase in the number of buildings, building square footage, and DCP costs for the year. The 10 year increase for the number of buildings is 12%, square footage is 14%, and the DCP cost increased 152%.

Years	1996	2005	2006
Number of Buildings	3,446	3,789	3,867
Building Square Footage	48,768,480	54,761,729	55,747,988
DCP Costs	\$173,093,237	\$432,589,025	\$435,641,377

This year, the primary reasons for the fluctuation in the numbers are due to DOC adding two new institutions, a number of dorms and work camps which was then offset by the decreases in DMS and PRIDE data.

Also, contributing to the increase in overall DCP costs is industry wide inflation. Ken Simonson, Chief Economist of The Associated General Contractors of America (AGC) reports in the STL Construction Net increases in construction materials as follows: "... and eight percent for building construction...; gypsum products, such as wallboard, 15 percent; plastic construction products, 13 percent; and concrete products, 10 percent. The producer price index for diesel jumped 59 percent from October 2004 to October 2005."

The SFI three year assessment cycle will fully integrate this year's significant inflation by June 2008.

**Department of Management Services
State Facilities Inventory**

May, 2006

Facility Summary

Page 1 of 1

Acronym	Agency Name	Total Buildings	Total Gross Sq Ft
AGCS	DEPARTMENT OF AGRICULTURE AND CONSUMER SERVICES	213	3,261,916
APD	DEPARTMENT OF PERSONS WITH DISABILITIES	287	2,318,442
AWI	AGENCY FOR WORKFORCE INNOVATION	18	538,932
DCF	DEPARTMENT OF CHILDREN AND FAMILIES	227	4,087,476
DCIT	DEPARTMENT OF CITRUS	1	39,836
DEP	DEPARTMENT OF ENVIRONMENTAL PROTECTION	124	772,710
DFS	DEPARTMENT OF FINANCIAL SERVICES	8	93,843
DJJ	DEPARTMENT OF JUVENILE JUSTICE	336	3,456,545
DLE	DEPARTMENT OF LAW ENFORCEMENT	1	111,610
DMS	DEPARTMENT OF MANAGEMENT SERVICES	117	12,010,744
DOC	DEPARTMENT OF CORRECTIONS	1,829	18,161,979
DOE	DEPARTMENT OF EDUCATION	49	1,111,966
DOH	DEPARTMENT OF HEALTH	32	968,832
DOS	DEPARTMENT OF STATE	24	176,853
DOT	DEPARTMENT OF TRANSPORTATION	323	4,201,278
FDVA	FLORIDA DEPARTMENT OF VETERANS AFFAIRS	7	423,737
FWCC	DEPARTMENT OF FISH AND WILDLIFE CONSERVATION COMMISSION	40	469,913
HSMV	DEPARTMENT OF HIGHWAY SAFETY AND MOTOR VEHICLES	65	864,083
JB	JUDICIAL BRANCH	6	419,125
MA	DEPARTMENT OF MILITARY AFFAIRS	109	1,529,307
PRID	PRISON INDUSTRIES	51	728,861
Totals 7C:		1,891	18,946,925
Totals All Cycle:		3,867	55,747,988

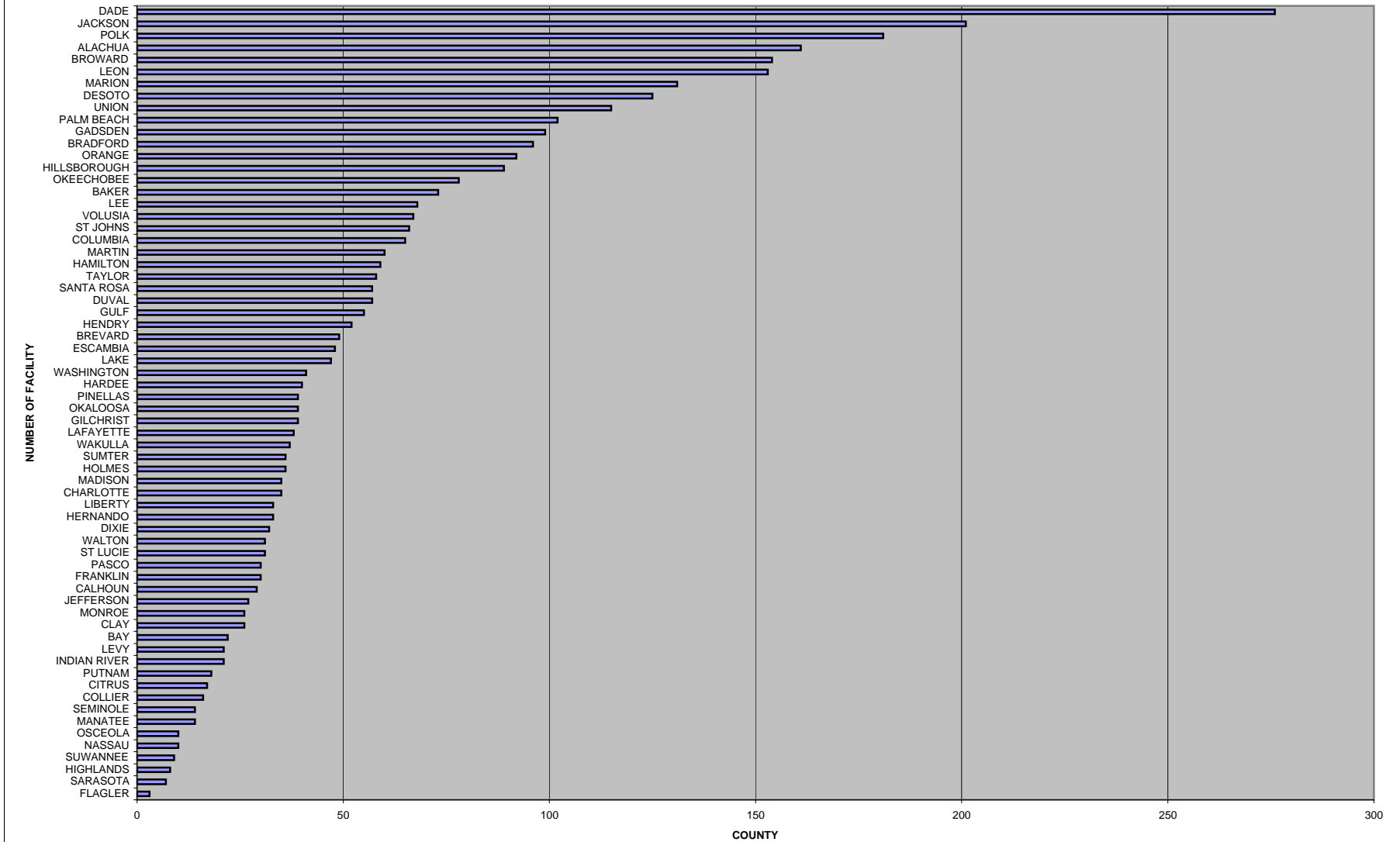
Agency Summary Table

DEPARTMENT OF MANAGEMENT SERVICES
STATE FACILITIES INVENTORY

May, 2006

Page 1

NUMBER OF FACILITY BY COUNTY



DEPARTMENT OF MANAGEMENT SERVICE
STATE FACILITIES INVENTORY

May,2006

Page 1of1

AGENCIES COST PER SQUARE FOOT						
ACRONYM	AGENCIES	# OF BUILDINGS	SQ FT	# of DCPS	DCPS	\$ per SQ FT
AGCS	AGRICULTURE & CONSUMER SERVICES	213	3,261,916	236	19,629,039	6.02
APD	PERSONS WITH DISABILITIES	287	2,318,442	435	24,927,308	10.75
AWI	WORKFORCE INNOVATION	18	538,932	10	598,598	1.11
DCF	CHILDREN & FAMILY	227	4,087,476	384	83,741,001	20.49
DCIT	CITRUS	1	39,836	0	-	-
DEP	ENVIRONMENTAL PROTECTION	124	772,710	123	13,782,601	17.84
DFS	FINANCIAL SERVICES	8	93,843	9	411,142	4.38
DJJ	JUVENILE JUSTICE	336	3,456,545	551	32,477,357	9.40
DLE	LAW ENFORCEMENT	1	111,610	3	1,969,699	17.65
DMS	MANAGEMENT SERVICES	117	12,010,744	451	116,114,775	9.67
DOC	CORRECTIONS	1,829	18,161,979	1,339	57,815,442	3.18
DOE	EDUCATION	49	1,111,966	121	4,578,264	4.12
DOH	HEALTH	32	968,832	86	4,761,806	4.91
DOS	STATE	24	176,853	20	15,068,425	85.20
DOT	TRANSPORTATION	323	4,201,278	174	7,574,620	1.80
FDVA	VETERANS AFFAIRS	7	423,737	8	2,612,224	6.16
FWCC	FISH & WILDLIFE	40	469,913	58	13,529,676	28.79
HSMV	HIGHWAY SAFETY & MOTOR VEHICLES	65	864,083	117	19,238,577	22.26
JB	JUDICIAL BRANCH	6	419,125	25	4,026,224	9.61
MA	MILITARY AFFAIRS	109	1,529,307	205	12,220,848	7.99
PRIDE	PRISON INDUSTRIES	51	728,861	31	629,511	0.86
TOTALS		3,867	55,747,988	4,386	435,707,137	7.82

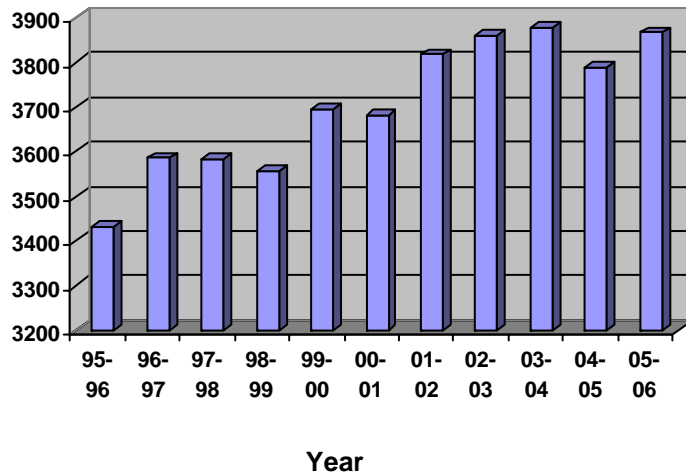
DEPARTMENT OF MANAGEMENT SERVICES
STATE FACILITIES INVENTORY

10 Year Charts

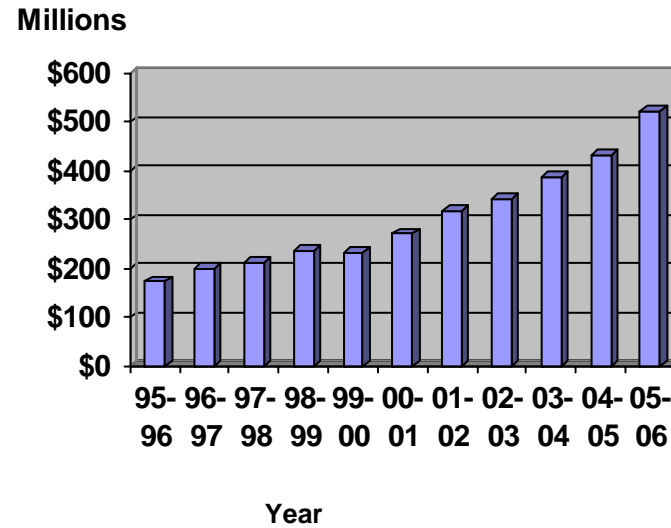
May, 2006

Page 1 of 1

Number of State Owned Building



Cost of Deficiencies per Year



Cycle	95-96	96-97	97-98	98-99	99-00	00-01	01-02	02-03	03-04	04-05	05-06
Buildings	3,443	3,586	3,584	3,558	3,694	3,683	3,771	3,771	3,878	3,789	3,867
Deficiencies	173,093,237	201,410,911	211,492,695	237,517,010	231,711,854	272,121,445	317,286,864	342,711,600	387,312,274	432,589,024	435,707,140

**DEPARTMENT OF MANAGEMENT SERVICES
STATE FACILITIES INVENTORY**

May, 2006

Facilities Added or Deleted Summary

Page 1 of 1

	Agency Name	DELETED		ADDED		PRESENT	
		# Bldg	Total Gross Sq Ft	# Bldg	Total Gross Sq Ft	# Bldg	Total Gross Sq Ft
AGCS	DEPARTMENT OF AGRICULTURE AND CONSUMER SERVICES	0	0	0	0	213	3,261,916
APD	DEPARTMENT OF PERSONS WITH DISABILITIES	*	0	0	0	287	2,318,442
AWI	AGENCY FOR WORKFORCE INNOVATION	0	0	0	0	18	538,932
DCF	DEPARTMENT OF CHILDREN AND FAMILIES	*	0	0	0	227	4,087,476
DCIT	DEPARTMENT OF CITRUS	0	0	0	0	1	39,836
DEP	DEPARTMENT OF ENVIRONMENTAL PROTECTION	0	0	2	20,700	124	772,710
DFS	DEPARTMENT OF FINANCIAL SERVICES	0	0	0	0	8	93,843
DJJ	DEPARTMENT OF JUVENILE JUSTICE	0	0	0	0	336	3,456,545
DLE	DEPARTMENT OF LAW ENFORCEMENT	0	0	0	0	1	111,610
DMS	DEPARTMENT OF MANAGEMENT SERVICES	#	5	129,511	0	117	12,010,744
DOC	DEPARTMENT OF CORRECTIONS	9	35,890	64	805,982	1,829	18,161,979
DOE	DEPARTMENT OF EDUCATION	0	0	2	22,568	49	1,111,966
DOH	DEPARTMENT OF HEALTH	0	0	3	84,309	32	968,832
DOS	DEPARTMENT OF STATE	0	0	0	0	24	176,853
DOT	DEPARTMENT OF TRANSPORTATION	0	0	0	0	323	4,201,278
FDVA	FLORIDA DEPARTMENT OF VETERANS AFFAIRS	0	0	0	0	7	423,737
FWCC	DEPARTMENT OF FISH AND WILDLIFE CONSERVATION COMMISSION	0	0	0	0	40	469,913
HSMV	DEPARTMENT OF HIGHWAY SAFETY AND MOTOR VEHICLES	0	0	0	0	65	864,083
JB	JUDICIAL BRANCH	0	0	0	0	6	419,125
MA	DEPARTMENT OF MILITARY AFFAIRS	0	0	0	0	109	1,529,307
PRID	PRISON INDUSTRIES	@	2	20,195	0	51	728,861
	TOTALS		16	185,596	71	933,559	55,747,988

Facilities Added or Deleted Cycle 7C

- * Facilities in DCF were transferred to APD.
- # DMS sold 5 buildings to the city of Tallahassee.
- @ Facilities in PRID were transferred to DOC

**DEPARTMENT OF MANAGEMENT SERVICES
STATE FACILITIES INVENTORY**

May, 2006

Added Facilities Short List

Page 1 of 3

<i>Ag</i>	<i>Regi</i>	<i>County</i>	<i>City</i>	<i>Facility</i>	<i>DMS #</i>	<i>Total Area</i>	<i>Built</i>	<i>Reno</i>
DEP		COLLIER	NAPLES	OFFICE	A - 04489	4,200	01/01/1996	
DEP		COLLIER	NAPLES	GOVERNMENT BUILDING	A - 04490	16,500	01/01/1996	
DOC		BRADFORD	STARKE	DORM A FSP	A - 04514	9,618	01/01/2003	
DOC		BRADFORD	STARKE	DORM B FSP	A - 04515	9,618	01/01/2003	
DOC		BRADFORD	STARKE	DISTRIBUTION & PERSONNEL	A - 04516	35,200	01/01/1993	
DOC		COLUMBIA	LAKE CITY	CONTROL - ANNEX	B - 04434	1,644	01/01/2004	
DOC		COLUMBIA	LAKE CITY	FRONT SUPPORT - ANNEX	A - 04435	30,626	01/01/2004	
DOC		COLUMBIA	LAKE CITY	DORM N - ANNEX	A - 04436	20,480	01/01/2004	
DOC		COLUMBIA	LAKE CITY	DORM S - ANNEX	A - 04437	20,480	01/01/2004	
DOC		COLUMBIA	LAKE CITY	DORM T - ANNEX	A - 04438	20,480	01/01/2004	
DOC		COLUMBIA	LAKE CITY	DORM U - ANNEX	A - 04439	20,480	01/01/2004	
DOC		COLUMBIA	LAKE CITY	REAR SUPPORT - ANNEX	A - 04440	53,481	01/01/2004	
DOC		DADE	FLORIDA CITY	GENERATOR 1	B - 04430	576	01/01/2000	
DOC		DADE	FLORIDA CITY	GENERATOR 3	B - 04431	576	01/01/2000	
DOC		DADE	FLORIDA CITY	GENERATOR 2	B - 04432	576	01/01/2000	
DOC		DESOTO	ARCADIA	DORM M - ANNEX	A - 04494	9,598	01/01/2004	
DOC		DESOTO	ARCADIA	GENERATOR 1 - ANNEX	B - 04495	360	01/01/1996	
DOC		DESOTO	ARCADIA	GENERATOR 2 - ANNEX	B - 04496	360	01/01/1996	
DOC		DESOTO	ARCADIA	GENERATOR 3 - ANNEX	B - 04497	360	01/01/1996	
DOC		DESOTO	ARCADIA	GENERATOR 4 - ANNEX	B - 04498	360	01/01/1996	
DOC		FRANKLIN	CARRABELLE	ADMIN	A - 04441	5,000	04/01/2005	
DOC		FRANKLIN	CARRABELLE	GATEHOUSE	B - 04442	1,644	04/01/2005	
DOC		FRANKLIN	CARRABELLE	FRONT SUPPORT	A - 04443	53,467	04/01/2005	
DOC		FRANKLIN	CARRABELLE	DORM A SECURE	A - 04444	29,240	04/01/2005	
DOC		FRANKLIN	CARRABELLE	DORM B SECURE	A - 04445	29,240	04/01/2005	
DOC		FRANKLIN	CARRABELLE	DORM C	A - 04446	16,332	04/01/2005	
DOC		FRANKLIN	CARRABELLE	DORM D	A - 04447	16,332	04/01/2005	

FACILITIES ADDED IN CYCLE 7C

**DEPARTMENT OF MANAGEMENT SERVICES
STATE FACILITIES INVENTORY**

May, 2006

Added Facilities Short List

Page 2 of 3

Ag	Regi	County	City	Facility	DMS #	Total Area	Built	Reno
DOC		FRANKLIN	CARRABELLE	DORM E	A - 04448	16,332	04/01/2005	
DOC		FRANKLIN	CARRABELLE	DORM F	A - 04449	16,332	04/01/2005	
DOC		FRANKLIN	CARRABELLE	DORM G	A - 04450	16,332	04/01/2005	
DOC		FRANKLIN	CARRABELLE	DORM H	A - 04451	16,332	04/01/2005	
DOC		FRANKLIN	CARRABELLE	REAR SUPPORT	A - 04452	53,481	04/01/2005	
DOC		FRANKLIN	CARRABELLE	MATERIAL / EQUIP STORAGE	A - 04453	3,200	04/01/2005	
DOC		FRANKLIN	CARRABELLE	MAINTENANCE	A - 04454	5,000	04/01/2005	
DOC		FRANKLIN	CARRABELLE	WAREHOUSE	A - 04455	15,000	04/01/2005	
DOC		FRANKLIN	CARRABELLE	DUPLEX WEST	A - 04456	4,060	04/01/2005	
DOC		FRANKLIN	CARRABELLE	DUPLEX EAST	A - 04457	4,060	04/01/2005	
DOC		FRANKLIN	CARRABELLE	BOQ	A - 04458	8,898	04/01/2005	
DOC		FRANKLIN	CARRABELLE	TRAINING	A - 04459	6,270	04/01/2005	
DOC		GULF	WEWAHITCHKA	POLE BARN	A - 04424	3,600	01/01/2003	
DOC		GULF	WEWAHITCHKA	DORM S	A - 04425	9,618	01/01/2003	
DOC		JACKSON	SNEADS	PAINT SHOP	A - 04288	3,248	01/01/1988	
DOC		JACKSON	SNEADS	VISITOR PAVILION	A - 04289	3,200	01/01/2002	
DOC		JACKSON	SNEADS	DORM Q	A - 04416	20,480	01/01/2003	
DOC		JACKSON	SNEADS	DORM R	A - 04417	20,480	01/01/2004	
DOC		LAFAYETTE	MAYO	DORM C	A - 04462	29,240	01/01/2004	
DOC		LIBERTY	BRISTOL	DORM C	A - 04433	9,618	09/01/2004	
DOC		MARION	OCALA	DORM K - ANNEX	A - 04485	16,332	01/01/2004	
DOC		MARION	OCALA	DORM Q - ANNEX	A - 04486	29,240	02/01/2006	
DOC		MONROE	BIG PINE KEY	MAJOR'S RESIDENCE	A - 04429	3,080	01/01/1950	
DOC		OKALOOSA	CRESTVIEW	GREENHOUSE	A - 04461	3,200	01/01/2003	
DOC		ORANGE	ORLANDO	DORM H	A - 04460	9,619		
DOC		SUMTER	BUSHNELL	DORM O	A - 04517	9,619	04/03/2005	
DOC		TAYLOR	PERRY	GATEHOUSE - WC	B - 04502	1,851	05/01/2006	

FACILITIES ADDED IN CYCLE 7C

**DEPARTMENT OF MANAGEMENT SERVICES
STATE FACILITIES INVENTORY**

May, 2006

Added Facilities Short List

Page 3 of 3

Ag	Regi	County	City	Facility	DMS #	Total Area	Built	Reno
DOC		TAYLOR	PERRY	MULTI-PURPOSE - TAYLOR WC	A - 04503	5,048	05/01/2006	
DOC		TAYLOR	PERRY	FOOD SERVICE - TAYLOR WC	A - 04504	5,163	05/01/2006	
DOC		TAYLOR	PERRY	DORM R - TAYLOR WC	A - 04505	9,619	05/01/2006	
DOC		TAYLOR	PERRY	DORM S - WC	A - 04506	9,619	05/01/2006	
DOC		TAYLOR	PERRY	DORM T - WC	A - 04507	9,619	05/01/2006	
DOC		WAKULLA	CRAWFORDVILLE	GATHOUSE - WAKULLA WC	B - 04508	1,851	01/01/2002	
DOC		WAKULLA	CRAWFORDVILLE	MULTI-PURPOSE - WAKULLA WC	A - 04509	5,048	01/01/2002	
DOC 1		WAKULLA	CRAWFORDVILLE	FOOD SERVICE - WAKULLA WC	A - 04510	5,136	01/01/2002	
DOC		WAKULLA	CRAWFORDVILLE	DORM I - WAKULLA WC	A - 04511	9,243	01/01/2002	
DOC		WAKULLA	CRAWFORDVILLE	DORM J - WAKULLA WC	A - 04512	9,243	01/01/2002	
DOC		WAKULLA	CRAWFORDVILLE	DORM K - WAKULLA WC	A - 04513	9,243	01/01/2002	
DOC		WASHINGTON	CHIPLEY	DUPLEX 2	A - 04499	3,300	01/01/1995	
DOE		ST JOHNS	SAINT AUGUSTINE	TED JOHNSON HALL #74	A - 04421	11,284	08/01/2005	
DOE		ST JOHNS	SAINT AUGUSTINE	RAY CHARLES HALL #75	A - 04422	11,284	08/01/2005	
DOH		PALM BEACH	LANTANA	COTTAGE 19	A - 04426	5,287	01/01/1950	01/01/2000
DOH		PALM BEACH	WEST PALM BEACH	COUNTY HEALTH DEPART	A - 04427	61,022		
DOH		ST LUCIE	FT PIERCE	CHILDRENS MEDICAL SERVICES	A - 04428	18,000		
TOTAL BUILDINGS ADDED THIS CYCLE:						71		
TOTAL GROSS SQUARE FEET ADDED THIS CYCLE:						933,559		

**DEPARTMENT OF MANAGEMENT SERVICES
STATE FACILITIES INVENTORY**

May, 2006

Deleted Facilities Short List

Page 1 of 1

Ag	Regi	County	City	Facility	DMS #	Total Area	Built	Action
DMS		LEON	TALLAHASSEE	JOHNS BUILDING	X - 00752	44,754	01/01/1963	Sold
DMS		LEON	TALLAHASSEE	CLEMONS BUILDING	X - 00769	10,594	01/01/1950	Sold
DMS		LEON	TALLAHASSEE	319 W MADISON ST BUILDING	X - 00775	7,840	01/01/1960	Sold
DMS		LEON	TALLAHASSEE	CHEVRON BUILDING	X - 01983	1,080	01/01/1940	Sold
DMS		ORANGE	WINTER PARK	MCCARTY BUILDING	X - 00763	65,243	01/01/1959	Sold
DOC	4	DESOTO	ARCADIA	TREATMENT PLANT WATER	X - 03118	1,298		
DOC	4	DESOTO	ARCADIA	TREATMENT PLANT SEWER	X - 03119	526	01/01/1985	
DOC	1	JACKSON	SNEADS	POULTRY HOUSE	X - 01275	6,240	06/01/1953	Demolished
DOC	1	JACKSON	SNEADS	HORSE FEED STORAGE	X - 01276	6,240	06/01/1953	Demolished
DOC	3	MARION	OCALA	GREENHOUSE	X - 03582	3,750	01/01/1985	
DOC	4	MARTIN	INDIANTOWN	OLD ADMIN / KIT - WC	X - 02108	3,392	03/01/1987	Demolished
DOC	4	MARTIN	INDIANTOWN	CITRUS BARN - WC	X - 02699	4,240	01/01/1990	Others
DOC	4	PALM BEACH	BELLE GLADE	GROUNDS EQUIP	X - 02070	7,176	01/01/1950	Demolished
DOC	3	POLK	AVON PARK	ASST SUPER'S RESIDENCE 36	X - 01530	3,028	01/01/1942	
PRID	7	PALM BEACH	BELLE GLADE	EQUIP STORAGE SHED	X - 02071	14,400	01/01/1996	Demolished
PRID	4	UNION	RAIFORD	OFFICES	X - 01890	5,795	01/01/1962	
TOTAL BUILDINGS DELETED THIS CYCLE:						16		
TOTAL GROSS SQUARE FEET DELETED THIS CYCLE:						185,596		

FACILITIES DELETED IN CYCLE 7C

**DEPARTMENT OF MANAGEMENT SERVICES
STATE FACILITIES INVENTORY**

Agency Cycle Summary Comparisons

May , 2006

Agency	2004/2005 7B		2005/2006 7C	
	Total Buildings	Total Gross Sq Ft	Total Buildings	Total Gross Sq Ft
AGCS	213	3,261,916	213	3,261,916
APD	0	0	287	2,318,442
AWI	18	538,932	18	538,932
DCF	515	6,409,548	227	4,087,476
DCIT	1	39,836	1	39,836
DEP	122	752,010	124	772,710
DFS	8	93,843	8	93,843
DJJ	318	3,278,811	336	3,456,545
DLE	1	111,610	1	111,610
DMS	122	12,140,255	117	12,010,744
DOC	1,747	17,164,118	1,829	18,161,979
DOE	47	1,089,398	49	1,111,966
DOH	29	884,523	32	968,832
DOS	24	176,853	24	176,853
DOT	325	4,207,878	323	4,201,278
FDVA	7	423,737	7	423,737
FWCC	40	469,913	40	469,913
HSMV	65	864,083	65	864,083
JB	6	419,125	6	419,125
MA	110	1,536,882	109	1,529,307
PRID	71	898,458	51	728,861
Totals	3,789	54,761,729	3,867	55,747,988

Agency Cycle Summary Comparisons

**DEPARTMENT OF MANAGEMENT SERVICES
STATE FACILITIES INVENTORY**

June, 2006

County Summary

DEPARTMENT OF AGRICULTURE AND CONSUMER SERVICES "AGCS"

2004/2005 7B		2005/2006 7C		Dif	County	2004/2005 7B		2005/2006 7C		Dif
Bldgs	Sq Ft	Bldgs	Sq Ft			Bldgs	Sq Ft	Bldgs	Sq Ft	
ALACHUA	9	111,786	9	111,786	BAY	3	13,750	3	13,750	
BRADFORD	2	14,548	2	14,548	BROWARD	7	169,366	7	169,366	
CITRUS	3	9,125	3	9,125	COLLIER	6	180,808	6	180,808	
COLUMBIA	6	40,749	6	40,749	DADE	12	310,089	12	310,089	
DESOTO	1	96,980	1	96,980	DUVAL	1	6,660	1	6,660	
FLAGLER	3	12,480	3	12,480	FRANKLIN	1	8,520	1	8,520	
GADSDEN	4	149,000	4	149,000	GILCHRIST	3	16,829	3	16,829	
HARDEE	3	118,455	3	118,455	HERNANDO	12	64,238	12	64,238	
HILLSBOROUGH	12	232,041	12	232,041	HOLMES	5	35,420	5	35,420	
LEE	9	216,562	9	216,562	LEON	14	332,966	14	332,966	
LEVY	8	58,711	8	58,711	MADISON	1	22,934	1	22,934	
MANATEE	2	9,640	2	9,640	MARION	5	120,960	5	120,960	
NASSAU	4	34,550	4	34,550	OKEECHOBEE	3	12,493	3	12,493	
ORANGE	2	10,750	2	10,750	OSCEOLA	2	24,174	2	24,174	
PALM BEACH	2	10,350	2	10,350	PASCO	1	4,000	1	4,000	
POLK	19	260,048	19	260,048	PUTNAM	3	16,594	3	16,594	
SANTA ROSA	20	117,056	20	117,056	SEMINOLE	3	60,552	3	60,552	
ST LUCIE	12	225,037	12	225,037	SUWANNEE	7	115,895	7	115,895	
TAYLOR	3	17,800	3	17,800						
					Totals:	213	3,261,916	213	3,261,916	0

DEPARTMENT OF AGRICULTURE AND CONSUMER SERVICES "AGCS"

**DEPARTMENT OF MANAGEMENT SERVICES
STATE FACILITIES INVENTORY**

June, 2006

Page 2 of 21

County Summary

DEPARTMENT OF PERSONS WITH DISABILITIES "APD"

<i>County</i>	<i>2004/2005 7B</i>		<i>2005/2006 7C</i>		<i>Dif</i>	<i>County</i>	<i>2004/2005 7B</i>		<i>2005/2006 7C</i>		<i>Dif</i>
	<i>Bldgs</i>	<i>Sq Ft</i>	<i>Bldgs</i>	<i>Sq Ft</i>			<i>Bldgs</i>	<i>Sq Ft</i>	<i>Bldgs</i>	<i>Sq Ft</i>	
ALACHUA	0	0	78	601,812	78	BAY	0	0	3	11,763	3
BROWARD	0	0	3	13,602	3	COLUMBIA	0	0	3	9,606	3
DADE	0	0	59	688,811	59	DUVAL	0	0	11	65,847	11
ESCAMBIA	0	0	3	14,940	3	GULF	0	0	1	3,665	1
HIGHLANDS	0	0	3	13,702	3	HILLSBOROUGH	0	0	6	23,850	6
JACKSON	0	0	48	402,679	48	LEE	0	0	37	311,036	37
LEON	0	0	9	40,920	9	MARION	0	0	3	12,267	3
MARTIN	0	0	3	14,670	3	ORANGE	0	0	3	18,006	3
PALM BEACH	0	0	3	13,602	3	PINELLAS	0	0	5	32,350	5
POLK	0	0	3	12,657	3	VOLUSIA	0	0	3	12,657	3
						Totals:	0	0	287	2,318,442	287

DEPARTMENT OF PERSONS WITH DISABILITIES "APD"

DEPARTMENT OF MANAGEMENT SERVICES
STATE FACILITIES INVENTORY

June, 2006

Page 3 of 21

County Summary

AGENCY FOR WORKFORCE INNOVATION "AWI"

		2004/2005 7B		2005/2006 7C				2004/2005 7B		2005/2006 7C			
County	Bldgs	Sq Ft	Bldgs	Sq Ft	Dif	County	Bldgs	Sq Ft	Bldgs	Sq Ft	Dif		
ALACHUA	1	18,000	1	18,000		BAY	1	7,196	1	7,196			
BROWARD	6	105,583	6	105,583		DUVAL	1	52,000	1	52,000			
HILLSBOROUGH	1	90,000	1	90,000		LEON	2	187,900	2	187,900			
MARION	1	17,760	1	17,760		OKALOOSA	1	4,037	1	4,037			
PINELLAS	1	12,463	1	12,463		POLK	2	31,653	2	31,653			
VOLUSIA	1	12,340	1	12,340									
							Totals:	18	538,932	18	538,932	0	

AGENCY FOR WORKFORCE INNOVATION "AWI"

**DEPARTMENT OF MANAGEMENT SERVICES
STATE FACILITIES INVENTORY**

June, 2006

Page 4 of 21

County Summary

DEPARTMENT OF CHILDREN AND FAMILIES "DCF"

		<i>2004/2005 7B</i>		<i>2005/2006 7C</i>				<i>2004/2005 7B</i>		<i>2005/2006 7C</i>			
<i>County</i>	<i>Bldgs</i>	<i>Sq Ft</i>	<i>Bldgs</i>	<i>Sq Ft</i>	<i>Dif</i>	<i>County</i>	<i>Bldgs</i>	<i>Sq Ft</i>	<i>Bldgs</i>	<i>Sq Ft</i>	<i>Dif</i>		
ALACHUA	96	788,981	18	187,169	-78	BAKER	44	620,498	44	620,498			
BAY	4	22,706	1	10,943	-3	BREVARD	9	38,393	9	38,393			
BROWARD	54	594,951	51	581,349	-3	COLUMBIA	3	9,606	0	0	-3		
DADE	63	893,484	4	204,673	-59	DESOTO	17	199,860	17	199,860			
DUVAL	14	193,419	3	127,572	-11	ESCAMBIA	3	14,940	0	0	-3		
GADSDEN	69	1,706,384	69	1,706,384		GULF	1	3,665	0	0	-1		
HIGHLANDS	3	13,702	0	0	-3	HILLSBOROUGH	7	139,125	1	115,275	-6		
JACKSON	51	422,243	3	19,564	-48	LEE	37	311,036	0	0	-37		
LEON	15	245,715	5	201,165	-10	MARION	3	12,267	0	0	-3		
MARTIN	3	14,670	0	0	-3	ORANGE	3	18,006	0	0	-3		
PALM BEACH	4	29,009	1	15,407	-3	PINELLAS	5	32,350	0	0	-5		
POLK	3	12,657	0	0	-3	SANTA ROSA	1	59,224	1	59,224			
VOLUSIA	3	12,657	0	0	-3								
							Totals:	515	6,409,548	227	4,087,476	-288	

DEPARTMENT OF CHILDREN AND FAMILIES "DCF"

**DEPARTMENT OF MANAGEMENT SERVICES
STATE FACILITIES INVENTORY**

June, 2006

Page 5 of 21

County Summary

DEPARTMENT OF CITRUS "DCIT"												
		<i>2004/2005 7B</i>		<i>2005/2006 7C</i>				<i>2004/2005 7B</i>		<i>2005/2006 7C</i>		
<i>County</i>	<i>Bldgs</i>	<i>Sq Ft</i>	<i>Bldgs</i>	<i>Sq Ft</i>	<i>Dif</i>	<i>County</i>	<i>Bldgs</i>	<i>Sq Ft</i>	<i>Bldgs</i>	<i>Sq Ft</i>	<i>Dif</i>	
POLK	1	39,836	1	39,836								
							Totals:	1	39,836	1	39,836	0
DEPARTMENT OF CITRUS "DCIT"												

**DEPARTMENT OF MANAGEMENT SERVICES
STATE FACILITIES INVENTORY**

June, 2006

County Summary

Page 6 of 21

DEPARTMENT OF ENVIRONMENTAL PROTECTION "DEP"

		2004/2005 7B		2005/2006 7C				2004/2005 7B		2005/2006 7C			
County		Bldgs	Sq Ft	Bldgs	Sq Ft	Dif		County	Bldgs	Sq Ft	Bldgs	Sq Ft	Dif
ALACHUA		11	52,777	11	52,777			BROWARD	11	37,154	11	37,154	
CITRUS		9	56,400	9	56,400			CLAY	1	4,300	1	4,300	
COLLIER		2	6,346	4	27,046	2		DADE	4	12,103	4	12,103	
DUVAL		2	31,507	2	31,507			FRANKLIN	2	11,892	2	11,892	
HAMILTON		7	47,568	7	47,568			HIGHLANDS	3	10,415	3	10,415	
HILLSBOROUGH		5	23,936	5	23,936			INDIAN RIVER	1	3,700	1	3,700	
JACKSON		1	4,525	1	4,525			LEE	6	27,243	6	27,243	
LEON		5	70,903	5	70,903			LEVY	1	5,820	1	5,820	
LIBERTY		1	4,700	1	4,700			MANATEE	2	12,257	2	12,257	
MARION		4	20,600	4	20,600			MARTIN	6	34,039	6	34,039	
MONROE		15	137,861	15	137,861			NASSAU	2	11,120	2	11,120	
PALM BEACH		3	12,845	3	12,845			PINELLAS	1	5,616	1	5,616	
POLK		1	3,024	1	3,024			PUTNAM	1	14,411	1	14,411	
SARASOTA		1	3,904	1	3,904			TAYLOR	1	3,700	1	3,700	
VOLUSIA		5	21,050	5	21,050			WAKULLA	6	49,376	6	49,376	
WALTON		1	5,158	1	5,158			WASHINGTON	1	5,760	1	5,760	
								Totals:	122	752,010	124	772,710	2

DEPARTMENT OF ENVIRONMENTAL PROTECTION "DEP"

**DEPARTMENT OF MANAGEMENT SERVICES
STATE FACILITIES INVENTORY**

June, 2006

County Summary

Page 7 of 21

DEPARTMENT OF FINANCIAL SERVICES "DFS"

		<i>2004/2005 7B</i>		<i>2005/2006 7C</i>				<i>2004/2005 7B</i>		<i>2005/2006 7C</i>			
<i>County</i>	<i>Bldgs</i>	<i>Sq Ft</i>	<i>Bldgs</i>	<i>Sq Ft</i>	<i>Dif</i>	<i>County</i>	<i>Bldgs</i>	<i>Sq Ft</i>	<i>Bldgs</i>	<i>Sq Ft</i>	<i>Dif</i>		
GADSDEN	1	10,678	1	10,678		MARION	7	83,165	7	83,165			
							Totals:	8	93,843	8	93,843	0	

DEPARTMENT OF FINANCIAL SERVICES "DFS"

**DEPARTMENT OF MANAGEMENT SERVICES
STATE FACILITIES INVENTORY**

June, 2006

Page 8 of 21

County Summary

DEPARTMENT OF JUVENILE JUSTICE "DJJ"

		2004/2005 7B		2005/2006 7C				2004/2005 7B		2005/2006 7C			
County	Bldgs	Sq Ft	Bldgs	Sq Ft	Dif	County	Bldgs	Sq Ft	Bldgs	Sq Ft	Dif		
ALACHUA	3	35,604	3	35,604		BAY	1	22,171	1	22,171			
BREVARD	2	27,439	2	27,439		BROWARD	6	133,058	6	133,058			
CITRUS	1	40,850	1	40,850		COLLIER	3	30,410	4	33,690	1		
DADE	42	395,463	43	462,463	1	DESOTO	66	668,347	66	668,347			
DUVAL	8	96,525	8	96,525		ESCAMBIA	1	10,116	1	10,116			
HAMILTON	4	13,390	4	13,390		HILLSBOROUGH	11	161,614	11	161,614			
JACKSON	37	273,021	37	273,021		JEFFERSON	1	15,260	1	15,260			
LEE	2	30,740	2	30,740		LEON	3	43,295	3	43,295			
LIBERTY	1	28,014	1	28,014		MADISON	1	17,000	1	17,000			
MANATEE	1	26,640	1	26,640		MARION	9	98,152	9	98,152			
MARTIN	1	16,860	13	103,597	12	MONROE	1	60,000	1	60,000			
NASSAU	3	15,738	3	15,738		OKALOOSA	7	87,436	7	87,436			
OKEECHOBEE	38	252,636	41	265,193	3	ORANGE	10	117,736	10	117,736			
PALM BEACH	10	179,903	11	188,063	1	PASCO	1	16,593	1	16,593			
PINELLAS	3	45,318	3	45,318		POLK	29	165,592	29	165,592			
SANTA ROSA	2	22,433	2	22,433		SEMINOLE	1	12,712	1	12,712			
ST JOHNS	2	39,759	2	39,759		ST LUCIE	1	26,217	1	26,217			
VOLUSIA	4	45,851	4	45,851		WASHINGTON	2	6,918	2	6,918			
							Totals:	318	3,278,811	336	3,456,545	18	

DEPARTMENT OF JUVENILE JUSTICE "DJJ"

**DEPARTMENT OF MANAGEMENT SERVICES
STATE FACILITIES INVENTORY**

June, 2006

County Summary

Page 9 of 21

DEPARTMENT OF LAW ENFORCEMENT "DLE"

		<i>2004/2005 7B</i>		<i>2005/2006 7C</i>				<i>2004/2005 7B</i>		<i>2005/2006 7C</i>			
<i>County</i>	<i>Bldgs</i>	<i>Sq Ft</i>	<i>Bldgs</i>	<i>Sq Ft</i>	<i>Dif</i>	<i>County</i>	<i>Bldgs</i>	<i>Sq Ft</i>	<i>Bldgs</i>	<i>Sq Ft</i>	<i>Dif</i>		
HILLSBOROUGH	1	111,610	1	111,610									
							Totals:	1	111,610	1	111,610	0	

DEPARTMENT OF LAW ENFORCEMENT "DLE"

**DEPARTMENT OF MANAGEMENT SERVICES
STATE FACILITIES INVENTORY**

June, 2006

Page 10 of 21

County Summary

DEPARTMENT OF MANAGEMENT SERVICES "DMS"

		<i>2004/2005 7B</i>		<i>2005/2006 7C</i>				<i>2004/2005 7B</i>		<i>2005/2006 7C</i>			
<i>County</i>	<i>Bldgs</i>	<i>Sq Ft</i>	<i>Bldgs</i>	<i>Sq Ft</i>	<i>Dif</i>	<i>County</i>	<i>Bldgs</i>	<i>Sq Ft</i>	<i>Bldgs</i>	<i>Sq Ft</i>	<i>Dif</i>		
ALACHUA	2	55,088	2	55,088		BRADFORD	5	126,280	5	126,280			
BROWARD	2	254,524	2	254,524		DADE	8	981,197	8	981,197			
DUVAL	6	300,185	6	300,185		ESCAMBIA	1	110,884	1	110,884			
HILLSBOROUGH	2	179,316	2	179,316		LEE	2	489,778	2	489,778			
LEON	80	7,830,636	76	7,766,368	-4	MONROE	1	42,856	1	42,856			
ORANGE	5	927,027	4	861,784	-1	PALM BEACH	1	100,831	1	100,831			
PINELLAS	2	228,892	2	228,892		POLK	2	190,440	2	190,440			
ST LUCIE	1	89,816	1	89,816		VOLUSIA	2	232,505	2	232,505			
							Totals:	122	12,140,255	117	12,010,744	-5	

DEPARTMENT OF MANAGEMENT SERVICES "DMS"

**DEPARTMENT OF MANAGEMENT SERVICES
STATE FACILITIES INVENTORY**

June, 2006

County Summary

Page 11 of 21

DEPARTMENT OF CORRECTIONS "DOC"

2004/2005 7B		2005/2006 7C		Dif	County	2004/2005 7B		2005/2006 7C		Dif	
Bldgs	Sq Ft	Bldgs	Sq Ft			Bldgs	Sq Ft	Bldgs	Sq Ft		
ALACHUA	20	134,712	20	134,712	BAKER	28	282,617	28	282,617		
BAY	1	13,601	1	13,601	BRADFORD	80	933,718	83	988,154	3	
BREVARD	25	320,267	25	320,267	BROWARD	27	242,628	28	251,940	1	
CALHOUN	28	232,236	28	232,236	CHARLOTTE	30	299,947	32	302,147	2	
COLUMBIA	27	282,503	34	450,174	7	DADE	98	1,252,165	104	1,285,879	6
DESOTO	33	344,814	36	354,028	3	DIXIE	30	228,246	30	228,246	
DUVAL	2	19,246	2	19,246	ESCAMBIA	33	303,680	33	303,680		
FRANKLIN	6	34,682	25	351,234	19	GADSDEN	13	225,950	13	225,950	
GILCHRIST	36	242,634	36	215,046	GULF	51	521,570	53	534,788	2	
HAMILTON	47	474,045	47	474,045	HARDEE	37	345,279	37	345,279		
HENDRY	47	378,030	46	375,030	-1	HERNANDO	11	76,018	11	76,018	
HILLSBOROUGH	22	146,451	22	146,451	HOLMES	29	244,090	29	251,018		
INDIAN RIVER	20	126,170	20	126,170	JACKSON	77	775,798	95	946,676	18	
JEFFERSON	26	219,251	26	219,251	LAFAYETTE	37	268,150	38	297,390	1	
LAKE	31	301,977	31	301,977	LEE	2	15,594	2	15,594		
LEON	2	26,643	2	26,643	LEVY	8	32,906	8	32,906		
LIBERTY	29	257,946	30	267,564	1	MADISON	32	248,858	32	248,858	
MANATEE	2	11,200	2	11,200	MARION	86	749,327	87	815,115	1	
MARTIN	36	372,234	34	364,602	-2	MONROE	2	14,182	3	17,262	1
OKALOOSA	27	243,347	28	246,547	1	OKEECHOBEE	30	379,772	30	379,772	
ORANGE	52	517,358	53	526,977	1	OSCEOLA	3	17,100	3	17,100	
PALM BEACH	37	453,539	41	469,651	4	PASCO	21	203,793	21	203,793	
PINELLAS	9	56,235	9	56,235	POLK	92	650,606	91	645,809	-1	
PUTNAM	11	85,138	11	85,138	SANTA ROSA	30	364,272	30	364,272		
ST LUCIE	1	9,540	1	9,540	SUMTER	31	460,275	32	469,894	1	
TAYLOR	44	481,782	50	522,701	6	UNION	97	1,186,089	98	1,202,585	1
VOLUSIA	29	239,189	29	249,189	WAKULLA	25	279,974	31	319,738	6	
WALTON	29	244,844	29	244,844	WASHINGTON	28	291,900	29	295,200	1	
					Totals:	1747	17,164,118	1829	18,161,979	82	

DEPARTMENT OF CORRECTIONS "DOC"

**DEPARTMENT OF MANAGEMENT SERVICES
STATE FACILITIES INVENTORY**

June, 2006

Page 12 of 21

County Summary

DEPARTMENT OF EDUCATION "DOE"												
	<i>2004/2005 7B</i>		<i>2005/2006 7C</i>				<i>2004/2005 7B</i>		<i>2005/2006 7C</i>			
<i>County</i>	<i>Bldgs</i>	<i>Sq Ft</i>	<i>Bldgs</i>	<i>Sq Ft</i>	<i>Dif</i>	<i>County</i>	<i>Bldgs</i>	<i>Sq Ft</i>	<i>Bldgs</i>	<i>Sq Ft</i>	<i>Dif</i>	
DADE	1	21,250	1	21,250		DUVAL	1	55,000	1	55,000		
HILLSBOROUGH	1	46,173	1	46,173		ORANGE	1	47,000	1	47,000		
PALM BEACH	1	33,200	1	33,200		ST JOHNS	37	746,275	39	768,843	2	
VOLUSIA	5	140,500	5	140,500								
							Totals:	47	1,089,398	49	1,111,966	2
DEPARTMENT OF EDUCATION "DOE"												

**DEPARTMENT OF MANAGEMENT SERVICES
STATE FACILITIES INVENTORY**

June, 2006

Page 13 of 21

County Summary

DEPARTMENT OF HEALTH "DOH"

		<i>2004/2005 7B</i>		<i>2005/2006 7C</i>				<i>2004/2005 7B</i>		<i>2005/2006 7C</i>			
<i>County</i>	<i>Bldgs</i>	<i>Sq Ft</i>	<i>Bldgs</i>	<i>Sq Ft</i>	<i>Dif</i>	<i>County</i>	<i>Bldgs</i>	<i>Sq Ft</i>	<i>Bldgs</i>	<i>Sq Ft</i>	<i>Dif</i>		
ALACHUA	1	66,800	1	66,800		BREVARD	1	9,900	1	9,900			
BROWARD	1	48,000	1	48,000		DADE	1	84,800	1	84,800			
DUVAL	9	250,340	9	250,340		ESCAMBIA	3	64,323	3	64,323			
HILLSBOROUGH	1	41,000	1	41,000		LEON	1	31,500	1	31,500			
ORANGE	1	8,896	1	8,896		PALM BEACH	10	278,964	12	345,273	2		
ST LUCIE	0	0	1	18,000	1								
							Totals:	29	884,523	32	968,832	3	

DEPARTMENT OF HEALTH "DOH"

**DEPARTMENT OF MANAGEMENT SERVICES
STATE FACILITIES INVENTORY**

June, 2006

Page 14 of 21

County Summary

DEPARTMENT OF STATE "DOS"												
		<i>2004/2005 7B</i>		<i>2005/2006 7C</i>				<i>2004/2005 7B</i>		<i>2005/2006 7C</i>		
<i>County</i>	<i>Bldgs</i>	<i>Sq Ft</i>	<i>Bldgs</i>	<i>Sq Ft</i>	<i>Dif</i>	<i>County</i>	<i>Bldgs</i>	<i>Sq Ft</i>	<i>Bldgs</i>	<i>Sq Ft</i>	<i>Dif</i>	
DADE	1	45,000	1	45,000		LEON	17	77,904	17	77,904		
MONROE	2	16,758	2	16,758		ST JOHNS	4	37,191	4	37,191		
							Totals:	24	176,853	24	176,853	0
DEPARTMENT OF STATE "DOS"												

**DEPARTMENT OF MANAGEMENT SERVICES
STATE FACILITIES INVENTORY**

June, 2006

Page 15 of 21

County Summary

DEPARTMENT OF TRANSPORTATION "DOT"

		2004/2005 7B		2005/2006 7C				2004/2005 7B		2005/2006 7C			
County	Bldgs	Sq Ft	Bldgs	Sq Ft	Dif	County	Bldgs	Sq Ft	Bldgs	Sq Ft	Dif		
ALACHUA	16	220,623	16	220,623		BAY	5	36,623	5	36,623			
BREVARD	7	26,502	7	26,502		BROWARD	30	447,265	30	447,265			
CHARLOTTE	1	3,437	1	3,437		COLLIER	1	5,680	1	5,680			
COLUMBIA	15	209,902	15	209,902		DADE	29	477,264	29	477,264			
DESOTO	3	11,440	3	11,440		DUVAL	9	111,300	9	111,300			
ESCAMBIA	1	14,805	1	14,805		GADSDEN	8	75,609	8	75,609			
HAMILTON	1	19,346	1	19,346		HENDRY	3	15,188	3	15,188			
HERNANDO	7	60,682	7	60,682		HIGHLANDS	1	3,600	1	3,600			
HILLSBOROUGH	18	285,024	17	281,424	-1	HOLMES	1	4,633	1	4,633			
JACKSON	6	31,104	6	31,104		LAKE	9	68,579	9	68,579			
LEE	6	37,511	6	37,511		LEON	7	289,012	7	289,012			
LEVY	4	33,722	4	33,722		MANATEE	2	12,930	2	12,930			
MARION	4	17,277	4	17,277		MARTIN	4	33,784	4	33,784			
MONROE	1	17,155	1	17,155		OKEECHOBEE	3	30,561	3	30,561			
ORANGE	16	308,262	16	308,262		OSCEOLA	4	35,176	4	35,176			
PALM BEACH	13	178,314	13	178,314		PASCO	4	25,413	4	25,413			
PINELLAS	10	67,474	10	67,474		POLK	15	280,478	15	280,478			
SANTA ROSA	4	36,436	4	36,436		SARASOTA	3	12,721	3	12,721			
SEMINOLE	9	45,760	9	45,760		ST JOHNS	6	47,687	6	47,687			
ST LUCIE	13	100,319	13	100,319		SUMTER	3	26,444	3	26,444			
TAYLOR	4	34,371	4	34,371		VOLUSIA	9	249,339	9	249,339			
WALTON	2	8,280	1	5,280	-1	WASHINGTON	8	150,846	8	150,846			
							Totals:	325	4,207,878	323	4,201,278	-2	

DEPARTMENT OF TRANSPORTATION "DOT"

**DEPARTMENT OF MANAGEMENT SERVICES
STATE FACILITIES INVENTORY**

June, 2006

Page 16 of 21

County Summary

FLORIDA DEPARTMENT OF VETERANS AFFAIRS "FDVA"												
		2004/2005 7B		2005/2006 7C				2004/2005 7B		2005/2006 7C		
County	Bldgs	Sq Ft	Bldgs	Sq Ft	Dif	County	Bldgs	Sq Ft	Bldgs	Sq Ft	Dif	
BAY	1	69,230	1	69,230		BROWARD	1	69,230	1	69,230		
CHARLOTTE	1	69,230	1	69,230		COLUMBIA	2	73,342	2	73,342		
PASCO	1	73,475	1	73,475		VOLUSIA	1	69,230	1	69,230		
							Totals:	7	423,737	7	423,737	0
FLORIDA DEPARTMENT OF VETERANS AFFAIRS "FDVA"												

**DEPARTMENT OF MANAGEMENT SERVICES
STATE FACILITIES INVENTORY**

June, 2006

Page 17 of 21

County Summary

DEPARTMENT OF FISH AND WILDLIFE CONSERVATION COMMISSION "FWCC"

		<i>2004/2005 7B</i>		<i>2005/2006 7C</i>				<i>2004/2005 7B</i>		<i>2005/2006 7C</i>			
<i>County</i>	<i>Bldgs</i>	<i>Sq Ft</i>	<i>Bldgs</i>	<i>Sq Ft</i>	<i>Dif</i>	<i>County</i>	<i>Bldgs</i>	<i>Sq Ft</i>	<i>Bldgs</i>	<i>Sq Ft</i>	<i>Dif</i>		
ALACHUA	1	13,263	1	13,263		BAY	3	11,504	3	11,504			
BROWARD	1	14,000	1	14,000		CHARLOTTE	1	5,122	1	5,122			
CITRUS	1	5,006	1	5,006		COLUMBIA	1	5,652	1	5,652			
DADE	1	11,741	1	11,741		DUVAL	1	2,304	1	2,304			
ESCAMBIA	1	3,532	1	3,532		GADSDEN	2	12,066	2	12,066			
GULF	1	9,000	1	9,000		HERNANDO	1	9,000	1	9,000			
HILLSBOROUGH	1	3,381	1	3,381		LAKE	2	9,923	2	9,923			
LEE	1	3,300	1	3,300		LEON	2	100,750	2	100,750			
MANATEE	1	12,000	1	12,000		MARION	3	20,806	3	20,806			
MONROE	2	6,028	2	6,028		OKALOOSA	1	3,750	1	3,750			
OKEECHOBEE	1	4,080	1	4,080		PALM BEACH	6	39,076	6	39,076			
PINELLAS	3	144,719	3	144,719		POLK	2	19,910	2	19,910			
							Totals:	40	469,913	40	469,913	0	

DEPARTMENT OF FISH AND WILDLIFE CONSERVATION COMMISSION "FWCC"

**DEPARTMENT OF MANAGEMENT SERVICES
STATE FACILITIES INVENTORY**

June, 2006

County Summary

Page 18 of 21

DEPARTMENT OF HIGHWAY SAFETY AND MOTOR VEHICLES "HSMV"

		<i>2004/2005 7B</i>		<i>2005/2006 7C</i>				<i>2004/2005 7B</i>		<i>2005/2006 7C</i>			
<i>County</i>	<i>Bldgs</i>	<i>Sq Ft</i>	<i>Bldgs</i>	<i>Sq Ft</i>	<i>Dif</i>	<i>County</i>	<i>Bldgs</i>	<i>Sq Ft</i>	<i>Bldgs</i>	<i>Sq Ft</i>	<i>Dif</i>		
ALACHUA	1	3,641	1	3,641		BAY	2	14,246	2	14,246			
BRADFORD	1	3,600	1	3,600		BREVARD	4	18,859	4	18,859			
BROWARD	2	17,500	2	17,500		CLAY	1	3,226	1	3,226			
COLLIER	1	3,500	1	3,500		COLUMBIA	1	6,690	1	6,690			
DADE	5	53,579	5	53,579		DESOTO	1	3,328	1	3,328			
DIXIE	1	3,176	1	3,176		DUVAL	2	22,369	2	22,369			
ESCAMBIA	3	10,113	3	10,113		GADSDEN	1	3,502	1	3,502			
HERNANDO	1	4,557	1	4,557		HILLSBOROUGH	4	35,270	4	35,270			
LAKE	1	3,000	1	3,000		LEE	2	6,527	2	6,527			
LEON	7	525,492	7	525,492		MANATEE	1	5,770	1	5,770			
MARION	2	9,286	2	9,286		MONROE	1	3,640	1	3,640			
NASSAU	1	7,300	1	7,300		OKALOOSA	1	3,589	1	3,589			
ORANGE	1	11,210	1	11,210		OSCEOLA	1	4,888	1	4,888			
PALM BEACH	4	17,631	4	17,631		PASCO	1	4,968	1	4,968			
PINELLAS	1	5,319	1	5,319		POLK	2	10,829	2	10,829			
PUTNAM	1	7,539	1	7,539		SARASOTA	2	7,936	2	7,936			
ST JOHNS	1	2,500	1	2,500		ST LUCIE	1	4,400	1	4,400			
VOLUSIA	3	15,103	3	15,103									
							Totals:	65	864,083	65	864,083	0	

DEPARTMENT OF HIGHWAY SAFETY AND MOTOR VEHICLES "HSMV"

**DEPARTMENT OF MANAGEMENT SERVICES
STATE FACILITIES INVENTORY**

June, 2006

Page 19 of 21

County Summary

JUDICIAL BRANCH "JB"												
		<i>2004/2005 7B</i>		<i>2005/2006 7C</i>				<i>2004/2005 7B</i>		<i>2005/2006 7C</i>		
<i>County</i>	<i>Bldgs</i>	<i>Sq Ft</i>	<i>Bldgs</i>	<i>Sq Ft</i>	<i>Dif</i>	<i>County</i>	<i>Bldgs</i>	<i>Sq Ft</i>	<i>Bldgs</i>	<i>Sq Ft</i>	<i>Dif</i>	
DADE	1	61,540	1	61,540		LEON	2	231,385	2	231,385		
PALM BEACH	1	37,000	1	37,000		POLK	1	26,300	1	26,300		
VOLUSIA	1	62,900	1	62,900								
							Totals:	6	419,125	6	419,125	0
JUDICIAL BRANCH "JB"												

**DEPARTMENT OF MANAGEMENT SERVICES
STATE FACILITIES INVENTORY**

June, 2006

County Summary

Page 20 of 21

DEPARTMENT OF MILITARY AFFAIRS "MA"

		2004/2005 7B		2005/2006 7C				2004/2005 7B		2005/2006 7C			
County		Bldgs	Sq Ft	Bldgs	Sq Ft	Dif		County	Bldgs	Sq Ft	Bldgs	Sq Ft	Dif
BAY		1	30,435	1	30,435			BRADFORD	3	29,779	3	29,779	
BREVARD		1	14,560	1	14,560			BROWARD	5	43,417	5	43,417	
CITRUS		3	32,494	3	32,494			CLAY	24	168,322	24	168,322	
COLUMBIA		3	25,528	3	25,528			DADE	3	69,579	3	69,579	
DESOTO		1	13,475	1	13,475			DUVAL	1	37,395	1	37,395	
ESCAMBIA		2	40,316	2	40,316			FRANKLIN	2	19,393	2	19,393	
GADSDEN		1	28,039	1	28,039			HERNANDO	1	10,950	1	10,950	
HIGHLANDS		1	12,534	1	12,534			HILLSBOROUGH	4	113,803	4	113,803	
HOLMES		1	12,232	1	12,232			JACKSON	1	12,826	1	12,826	
LAKE		5	46,339	4	38,764	-1		LEE	1	11,209	1	11,209	
LEON		1	36,166	1	36,166			MANATEE	3	31,115	3	31,115	
MARION		1	22,928	1	22,928			OKALOOSA	1	11,681	1	11,681	
ORANGE		1	30,150	1	30,150			PALM BEACH	2	78,744	2	78,744	
PASCO		1	14,055	1	14,055			PINELLAS	4	49,315	4	49,315	
POLK		8	122,056	8	122,056			PUTNAM	2	21,475	2	21,475	
SARASOTA		1	24,090	1	24,090			SEMINOLE	1	14,520	1	14,520	
ST JOHNS		14	223,215	14	223,215			ST LUCIE	1	15,369	1	15,369	
SUWANNEE		2	17,650	2	17,650			VOLUSIA	2	39,056	2	39,056	
WASHINGTON		1	12,672	1	12,672								
								Totals:	110	1,536,882	109	1,529,307	-1

DEPARTMENT OF MILITARY AFFAIRS "MA"

**DEPARTMENT OF MANAGEMENT SERVICES
STATE FACILITIES INVENTORY**

June, 2006

Page 21 of 21

County Summary

PRISON INDUSTRIES "PRID"

		<i>2004/2005 7B</i>		<i>2005/2006 7C</i>				<i>2004/2005 7B</i>		<i>2005/2006 7C</i>				
<i>County</i>	<i>Bldgs</i>	<i>Sq Ft</i>	<i>Bldgs</i>	<i>Sq Ft</i>	<i>Dif</i>	<i>County</i>	<i>Bldgs</i>	<i>Sq Ft</i>	<i>Bldgs</i>	<i>Sq Ft</i>	<i>Dif</i>			
BAKER	1	10,644	1	10,644		BRADFORD	2	49,795	2	49,795				
BROWARD	1	9,312	0	0	-1	CALHOUN	1	38,080	1	38,080				
DADE	3	31,986	0	0	-3	DIXIE	1	17,096	1	17,096				
HENDRY	2	8,995	3	11,995	1	JACKSON	24	191,672	10	84,443	-14			
LIBERTY	1	15,408	1	15,408		MADISON	1	34,761	1	34,761				
MARION	5	50,362	5	50,362		PALM BEACH	3	28,486	1	4,416	-2			
POLK	5	160,710	5	160,710		SUMTER	1	24,000	1	24,000				
UNION	18	195,351	17	195,351	-1	VOLUSIA	2	31,800	2	31,800				
							Totals:	71	898,458	51	728,861	-20		

PRISON INDUSTRIES "PRID"

**DEPARTMENT OF MANAGEMENT SERVICES
STATE FACILITIES INVENTORY**

**Deficiency Correction Projects
Finished or Originated for Cycle 7C**

May , 2006

Page 1 of 1

Agency	<i>FINISHED since last assestment</i> FIN		<i>NEW THIS CYCLE</i> ORG	
	# DCPS	\$ Amount	# DCPS	\$ Amount
DOC	297	8,197,746.78	429	19,472,756.67
PRID	11	43,305.93	5	179,888.80
TOTAL	308	8,241,052.71	434	19,652,645.46

**DEPARTMENT OF MANAGEMENT SERVICES
STATE FACILITIES INVENTORY**

May , 2006

**Deficiency Correction Projects
Current Status in Cycle 7C**

Page 1 of 1

Agency	ORIGINATED ORG		NO EVIDENT ACTION NEA		TOTAL		ACTION IN PROGRESS ACT	
	# DCPS	\$ Amount	# DCPS	\$ Amount	# DCPS	\$ Amount	# DCPS	\$ Amount
AGCS	95	10,509,562	135	8,486,967	230	18,996,528	6	632,511
APD	128	12,441,365	286	9,601,438	414	22,042,804	21	2,884,504
AWI	4	389,068	6	209,530	10	598,598	0	0
DCF	136	27,205,094	241	55,516,125	377	82,721,218	7	1,019,783
DEP	55	2,961,582	64	10,605,622	119	13,567,204	4	215,397
DFS	8	355,651	1	55,491	9	411,142	0	0
DJJ	241	17,206,403	293	13,553,817	534	30,760,220	17	1,717,137
DLE	2	1,962,768	0	0	2	1,962,768	1	6,931
DMS	100	31,715,291	303	71,495,545	403	103,210,837	48	12,903,938
DOC	437	19,742,887	832	35,449,969	1,269	55,192,857	70	2,622,585
DOE	89	3,477,317	25	811,219	114	4,288,536	7	289,728
DOH	9	172,980	53	3,733,463	62	3,906,443	24	855,363
DOS	10	163,014	6	14,693,052	16	14,856,066	4	212,359
DOT	101	5,100,033	66	2,184,288	167	7,284,321	7	290,299
FDVA	5	2,590,565	2	14,851	7	2,605,416	1	6,808
FWCC	30	1,229,027	26	11,378,536	56	12,607,562	2	922,114
HSMV	50	10,934,842	66	8,205,522	116	19,140,364	1	98,213
JB	16	936,832	5	427,097	21	1,363,929	4	2,662,295
MA	43	3,514,559	149	7,573,884	192	11,088,443	13	1,132,405
PRID	5	179,889	26	449,622	31	629,511	0	0
Total	1,564	152,788,730	2,585	254,446,038	4,149	407,234,768	237	28,472,372

Deficiency Correction Projects Current Status in Cycle 7C

**DEPARTMENT OF MANAGEMENT SERVICES
STATE FACILITIES INVENTORY**

May, 2006

**Deficiency Correction Projects
General Renovation Projects - Priority 5**

Page 1 of 4

Age	DMS #	County	Facility	Campus #	Campus Name	Deficiency #	Description	Amount
AGCS A - 02560	Santa Rosa	Livestock Market / Shed / Pens	C - 00240	Jay State Livestock Market	A-02560BQ-01RES11/05/03	General Renovation	635,364	
AGCS A - 02561	Santa Rosa	Sales Arena - Swine	C - 00240	Jay State Livestock Market	A-02561BG-01RES11/05/03	General Renovation	362,445	
APD A - 00143	Jackson	Rainbow Room - 1b Nurses	C - 00014	Sunland Training Center Marianna	A-00143BQ-01RES11/10/03	General Renovation	214,341	
APD A - 00145	Jackson	Ctr Office U2 Nurses	C - 00014	Sunland Training Center Marianna	A-00145BQ-01RES11/10/03	General Renovation	214,341	
APD A - 00151	Jackson	Lincoln House	C - 00014	Sunland Training Center Marianna	A-00151BQ-01RES11/10/03	General Renovation	374,722	
APD A - 00163	Jackson	Emerald Place	C - 00014	Sunland Training Center Marianna	A-00163BQ-01RES11/10/03	General Renovation	432,469	
APD A - 00169	Jackson	Unit li Admin	C - 00014	Sunland Training Center Marianna	A-00169BQ-01RES11/10/03	General Renovation	1,824,084	
APD A - 00691	Dade	Stetson # 54	C - 00024	Landmark Learning Center	A-00691BK-01AJP08/05/03	Int Renovation	202,073	
APD A - 00160	Jackson	Kennedy Learning Ctr	C - 00014	Sunland Training Center Marianna	A-00160BQ-01RES11/10/03	General Renovation	432,469	
APD A - 00164	Jackson	Unit I Admin	C - 00014	Sunland Training Center Marianna	A-00164BQ-01RES11/10/03	General Renovation	214,341	
APD A - 00156	Jackson	Madison House	C - 00014	Sunland Training Center Marianna	A-00156BQ-01RES11/10/03	General Renovation	374,722	
APD A - 00679	Dade	Simpson # 42	C - 00024	Landmark Learning Center	A-00679BK-04AJP03/01/01	Int Renovation	246,890	
APD A - 00158	Jackson	Unit lii Annex	C - 00014	Sunland Training Center Marianna	A-00158 BQ-0RES11/10/03	General Renovation	314,328	
APD A - 00154	Jackson	East Truman House	C - 00014	Sunland Training Center Marianna	A-00154BQ-01RES11/10/03	General Renovation	746,628	
APD A - 00175	Jackson	Hr Annex	C - 00014	Sunland Training Center Marianna	A-00175BQ-01RES11/10/03	General Renovation	148,748	
DCF A - 00037	Gadsden	Dental Clinic	C - 00006	FI State Hospital	A-00037BQ-01GEM10/03/00	Int Renovation	681,632	
DCF A - 00005	Gadsden	Unit # 3	C - 00006	FI State Hospital	A-00005BQ-02RES07/02/03	General Renovation	672,546	
DCF A - 00009	Gadsden	Central Forensic	C - 00006	FI State Hospital	A-00009BQ-01GEM10/11/00	General Renovation	4,874,549	
DCF A - 00342	Baker	Ward Dev Serv	C - 00019	Ne FI State Hospital	A-00342BK-01EHS10/31/00	General Renovation	142,092	
DCF A - 00340	Baker	Client Training	C - 00019	Ne FI State Hospital	A-00340BK-01EHS10/31/00	General Renovation	103,733	
DCF A - 00339	Baker	Classrooms	C - 00019	Ne FI State Hospital	A-00339BK-01EHS10/31/00	General Renovation	125,018	
DCF A - 00338	Baker	Glcc	C - 00019	Ne FI State Hospital	A-00338BK-01EHS10/31/00	General Renovation	1,036,838	
DCF A - 00039	Gadsden	Unit # 16	C - 00006	FI State Hospital	A-00039BQ-01RES07/02/03	General Renovation	8,332,512	
DCF A - 00149	Jackson	Hayes House	C - 00014	Sunland Training Center Marianna	A-00149BQ-01RES11/10/03	General Renovation	214,341	
DCF A - 00043	Gadsden	Vocational Services	C - 00006	FI State Hospital	A-00043BQ-01RES07/02/03	General Renovation	4,240,283	
DCF A - 00034	Gadsden	Unit # 1	C - 00006	FI State Hospital	A-00034BQ-01GEM10/05/00	General Renovation	3,911,220	
DCF A - 00030	Gadsden	Boys Dorm Historic Bld	C - 00006	FI State Hospital	A-00030BQ-01RES07/02/03	General Renovation	864,600	

General Renovation Projects Cycle 7C

**DEPARTMENT OF MANAGEMENT SERVICES
STATE FACILITIES INVENTORY**

May, 2006

**Deficiency Correction Projects
General Renovation Projects - Priority 5**

Page 2 of 4

Age	DMS #	County	Facility	Campus #	Campus Name	Deficiency #	Description	Amount
DCF	A - 00031	Gadsden	Pharmacy / Medical Library	C - 00006	FI State Hospital	A-00031BQ-01RES07/02/03	General Renovation	2,436,282
DCF	A - 00032	Gadsden	Unit # 15 / Lab	C - 00006	FI State Hospital	A-00032BQ-01GEM10/05/00	General Renovation	2,143,888
DCF	A - 00011	Gadsden	Central Forensic	C - 00006	FI State Hospital	A-00011BQ-02GEM10/11/00	General Renovation	3,676,387
DCF	A - 00010	Gadsden	Central Forensic	C - 00006	FI State Hospital	A-00010BQ-01GEM10/11/00	General Renovation	3,031,407
DCF	A - 00337	Baker	Medical Care Adm / Disc	C - 00019	Ne FI State Hospital	A-00337BK-01EHS10/31/00	General Renovation	944,040
DCF	A - 00239	Alachua	Bldg # 2	C - 00017	N FI Evaluation & Treatment Ctr	A-00239BK-03EHS10/21/03	Int Renovation	86,251
DCF	A - 00045	Gadsden	Mrdp	C - 00006	FI State Hospital	A-00045BQ-01GEM10/05/00	General Renovation	2,258,100
DCF	A - 00046	Gadsden	Unit # 27	C - 00006	FI State Hospital	A-00046BQ-01GEM10/05/00	General Renovation	2,435,145
DEP	A - 01618	Leon	Old City Generator Building	C - 00001	Cc-Capital Complex	A-01618BQ-02GEM02/05/01	General Renovation	915,341
DEP	A - 02557	Lee	The Store	C - 00239	Koreshan State Historic Site	A-02557BQ-03ACK12/09/00	Historic Renovation	667,472
DEP	A - 03222	Citrus	Boathouse	C - 00243	Homosassa Springs State Wildlife P	A-03222BQ-01EHS04/21/04	Bldg Replacement	350,530
DEP	A - 02487	Duval	Neff House	C - 00234	Ft George Island Golf Course	A-02487BQ-02EHS12/14/00	General Renovation	943,476
DEP	A - 01640	Hamilton	Stephen Foster Auditorium	C - 00170	Sf Foster State Folk Culture Ctr	A-01640BK-02EHS03/03/04	Int Renovation	158,867
DEP	A - 02127	Wakulla	Office / Residence	C - 00169	Wakulla Springs State Park	A-02127BQ-01RES07/15/03	General Renovation	78,624
DJJ	A - 00056	Jackson	Admin Annex	C - 00007	Arthur G. Dozier School	A-00056BK-01RES10/09/01	General Renovation	250,941
DJJ	A - 00516	Desoto	Ford - Ward	C - 00021	Desoto County Juvenile Ci	A-00516GL-01ADR09/15/04	General Renovation	2,451,087
DJJ	A - 00513	Desoto	Otis - Ward	C - 00021	Desoto County Juvenile Ci	A-00513GL-01ADR09/15/04	General Renovation	2,208,100
DJJ	A - 03182	Pinellas	Storage	C - 00285	Wildwood Center	A-03182BK-02ACK03/14/02	Int Renovation	140,343
DJJ	A - 03010	Dade	Maintenance	C - 00337	Everglades Academy	A-03010BQ-01JVB11/07/90	General Renovation	154,014
DJJ	A - 00078	Jackson	Elect Shop / Laundry	C - 00007	Arthur G. Dozier School	A-00078BQ-01RES10/10/01	Replace Building	293,134
DJJ	A - 00079	Jackson	Boiler / Carpenter Shop	C - 00007	Arthur G. Dozier School	A-00079BQ-02RES10/10/01	Replace Building	644,556
DJJ	A - 00080	Jackson	Maintenance Office	C - 00007	Arthur G. Dozier School	A-00080BQ-01RES10/10/30	General Renovation	116,376
DJJ	A - 00081	Jackson	Woodwork Shop	C - 00007	Arthur G. Dozier School	A-00081BQ-01RES10/10/01	Replace Building	368,687
DJJ	A - 00082	Jackson	Auto Repair / Plumbing	C - 00007	Arthur G. Dozier School	A-00082BQ-02RES10/10/01	Replace Building	325,623
DJJ	A - 00433	Orange	Old Job Core	C - 00083	Sunland Center, Orlando	A-00433BQ-01ACK11/02/00	General Renovation	87,899
DJJ	A - 00427	Polk	Regional Jdc	C - 00284	Phillips Road Juvenile Facilities	A-00427BK-04ADR01/26/05	Int Renovation	187,028
DJJ	A - 00060	Jackson	Dining	C - 00007	Arthur G. Dozier School	A-00060BQ-01RES10/10/01	General Renovation	674,997

General Renovation Projects Cycle 7C

**DEPARTMENT OF MANAGEMENT SERVICES
STATE FACILITIES INVENTORY**

May, 2006

**Deficiency Correction Projects
General Renovation Projects - Priority 5**

Page 3 of 4

Age	DMS #	County	Facility	Campus #	Campus Name	Deficiency #	Description	Amount
DJJ	A - 00061	Jackson	Const Trades / Vocation	C - 00007	Arthur G. Dozier School	A-00061BQ-01RES10/09/01	General Renovation	165,409
DJJ	A - 00062	Jackson	Masonry Vocational	C - 00007	Arthur G. Dozier School	A-00062BQ-01RES10/10/01	General Renovation	165,409
DJJ	A - 00063	Jackson	Print Shop	C - 00007	Arthur G. Dozier School	A-00063BQ-01RES10/09/01	General Renovation	183,724
DMS	A - 00745	Leon	Bloxham Annex "C"	C - 00001	Cc-Capital Complex	A-00745BQ-01RES04/24/02	General Renovation	304,271
DMS	A - 00762	Leon	Holland Building	C - 00001	Cc-Capital Complex	A-00762BQ-04GEM04/18/01	Building Renovation	7,517,247
DMS	A - 01840	Leon	Winchester Building	C - 00001	Cc-Capital Complex	A-01840BQ-01RES04/14/05	General Renovation	2,398,450
DMS	A - 00781	Leon	Bloxham Annex "B"	C - 00001	Cc-Capital Complex	A-00781BQ-01RES04/24/02	General Renovation	204,345
DMS	A - 00778	Leon	Bloxham Annex "A"	C - 00001	Cc-Capital Complex	A-00778BQ-01RES04/24/02	General Renovation	410,613
DMS	A - 00773	Leon	Twin Towers	C - 00213	Blairstone Dep	A-00773BK-04RES11/04/04	Int Renovation	13,571,591
DMS	A - 00759	Leon	Carlton Building	C - 00001	Cc-Capital Complex	A-00759BQ-02RES04/24/02	General Renovation	21,193,461
DOC	A - 00956	Brevard	Gym	C - 00010	Brevard Correctional Institution	A-00956BQ-02ACK01/15/03	General Renovation	80,101
DOC	A - 01310	Leon	Work Release Center	C - 00371	Tallahassee Road Prison	A-01310BQ-02RES06/11/02	General Renovation	554,780
DOC	A - 01389	Palm Beach	Food Storage Warehouse	C - 00032	Glades Correctional Institution	A-01389BQ-01AJP05/09/02	Bldg Renovation	415,850
DOC	A - 02107	Martin	Support Building	C - 00034	Martin Correctional Institution	A-02107BK-01AJP02/11/03	Bldg Renovation	301,203
DOC	B - 05095	Polk	Treatment Plant Water South	C - 00039	Avon Park Correctional Institution	B-05095BQ-01ACK07/09/02	Bldg Renovation	8,413
DOC	B - 05094	Polk	Treatment Plant Water North	C - 00039	Avon Park Correctional Institution	B-05094BQ-01ACK07/09/02	Bldg Renovation	8,413
DOC	A - 03765	Polk	Recreation - Wc	C - 00039	Avon Park Correctional Institution	A-03765BQ-01ACK07/09/02	General Renovation	19,150
DOC	A - 03383	Santa Rosa	Food Warehouse	C - 00121	Berrydale Forestry Camp	A-03383BQ-01RES08/01/02	General Renovation	48,104
DOC	A - 01506	Polk	Laundry / Boiler Room - Wc	C - 00039	Avon Park Correctional Institution	A-01506BQ-01ACK07/09/02	Bldg Renovation	47,213
DOC	A - 01328	Marion	Dorm Y Old Confinement	C - 00013	Lowell Correctional Institution	FemalA-01328BK-01ACK09/18/02	Bldg Renovation	199,310
DOC	A - 01296	Jackson	Dorm M	C - 00028	Apalachee Ci East	A-01296BQ-02RES11/05/02	General Renovation	153,860
DOC	A - 00976	Marion	Food Service	C - 00012	Marion Correctional Institution (Male	A-00976ACK09/11/02	Hvac System Installation	7,425
DOC	A - 01260	Jackson	Vehicle Maintenance Shop	C - 00027	Apalachee Ci West	A-01260BQ-01RES10/03/01	General Renovation	155,580
DOC	A - 01265	Jackson	Egg Processing	C - 00027	Apalachee Ci West	A-01265BQ-01RES10/03/01	General Renovation	105,656
DOH	A - 00529	Palm Beach	Main Bldg / Hospital	C - 00022	A.G. Holley State Hospital	A-00529BC-02AJP05/22/01	Shutters Installation	441,912
DOS	B - 00112	Leon	Messer Out Bldg	C - 00003	San Luis Site	B-00112BQ-01RES02/04/04	General Renovation	34,557
DOS	B - 00116	Leon	Education	C - 00003	San Luis Site	B-00116BQ-02GEM05/08/01	Building Renovation	166,146

General Renovation Projects Cycle 7C

**DEPARTMENT OF MANAGEMENT SERVICES
STATE FACILITIES INVENTORY**

May, 2006

**Deficiency Correction Projects
General Renovation Projects - Priority 5**

Page 4 of 4

Age	DMS #	County	Facility	Campus #	Campus Name	Deficiency #	Description	Amount
DOS	B - 00118	Leon	Messer Shed	C - 00003	San Luis Site	B-00118BQ-01RES02/04/04	General Renovation	11,599
DOT	A - 01016	Orange	Maintenance	C - 00195	Orlando Maintenance Yard	A-01016BQ-01ACK01/15/02	General Renovation	282,334
DOT	A - 01064	Walton	Repair Shop	C - 00357	Walton Co Maint Yard	A-01064BQ-01RES12/05/01	General Renovation	184,572
DOT	A - 01061	Leon	Mechanics Shop	C - 00157	Tallahassee Campus	A-01061BQ-01RES11/29/01	General Renovation	163,290
DOT	A - 03436	Leon	Elect Engineering	C - 00157	Tallahassee Campus	A-03436BK-01RES11/14/04	Int Renovation	116,696
DOT	A - 02371	Polk	Warehouse / Shop	C - 00227	Bartow West Maintenance Yard	A-02371BD-02ADR01/13/05	Canopy Renovation	276,694
FWCCA	- 00732	Leon	Bryant Building	C - 00001	Cc-Capital Complex	A-00732BQ-01GEM05/16/01	Building Renovation	9,731,225
FWCCA	- 00736	Marion	Ne Regional Office	C - 00298	Ocala Fwcc Headquarters	A-00736BQ-02EHS07/10/01	General Renovation	640,132
HSMV	A - 01800	Leon	Kirkman Building	C - 00235	Hsmv Hqs Complex	A-01800BQ-02RES12/10/03	General Renovation	589,403
HSMV	A - 04276	Leon	Storage	C - 00005	Fhp Training Academy	A-04276BQ-01RES02/11/04	General Renovation	92,892
HSMV	A - 01800	Leon	Kirkman Building	C - 00235	Hsmv Hqs Complex	A-01800BQ-01RES12/10/03	Bldg Renovation	8,359,047
HSMV	A - 04256	Leon	Day Care	C - 00235	Hsmv Hqs Complex	A-04256BQ-01RES12/10/03	General Renovation	116,243
MA	A - 01149	Suwannee	Armory	C - 00181	Louis C Wadsworth National Guard	A-01149BQ-02RES12/19/01	General Renovation	281,739
Total General Renovation Priority 5								129,673,985

DCP RECOMMENDED PROJECT			
Symbol	EOG category	\$	%
BS	Structural	3,876,783	1%
CL	Code & Licensure	4,939,538	1%
BD	Special	15,215,770	4%
BP	Plumbing	15,378,687	4%
BE	Electrical	22,898,052	6%
BG	Site	24,666,289	6%
BR	Roofing	35,125,842	9%
BX	Envelope	40,581,565	10%
BM	Mechanical	58,009,421	14%
BI	Interior	59,650,345	15%
GL	General	126,840,157	31%
Total \$		407,182,448	
Does not include active (ACT) projects			

