

| Cycle Explanation | |
|--|-------|
| The SFI assessment program is managed by spreading the work over a three year cycle. Agency facilities are assigned a cycle year and assessed during that cycle. The agency cycle assignments are listed below: | |
| Cycle A | |
| Agriculture and Consumer Services | AGCS |
| Children and Families | DCF |
| Environmental Protection | DEP |
| Financial Services | DFS |
| Fish & Wildlife Conservation Commission | FWCC |
| Health | DOH |
| Highway Safety & Motor Vehicles | HSMV |
| Judicial Branch | JB |
| Law Enforcement | FDLE |
| State | DOS |
| Workforce Innovation | AWI |
| Cycle B | |
| Citrus | DCIT |
| Education | DOE |
| Management Services | DMS |
| Military Affairs | MA |
| Juvenile Justice | DJJ |
| Transportation | DOT |
| Veterans Affairs | FDVA |
| Cycle C | |
| Corrections | DOC |
| Pride | PRIDE |
| Cycle Summary | |
| <p>For the first time in the history of the SFI both the number of buildings and square footage decreased. There are two factors in this decrease.</p> <p>The Historic data graphs show a 17% increase over the past 10 years in the repair and renovation needs of State buildings while the number of buildings has increased by only 12%. The square footage increased by 6%.</p> <p>MA restructured Camp Blanding building management. 96 buildings were changed from State ownership to Federal ownership. Most of these building were at Camp Blanding however many OMS (Vehicle Service) buildings were also changed to Federal ownership.</p> <p>DOT had a net loss of 26 buildings due to a number of maintenance yard changes. DOT is implementing a statewide replacement of old yards. Some buildings were transferred to counties while others were demolished. Due to privatization of maintenance functions the new yards do not have as many buildings as the old yards.</p> | |

**Department of Management Services
State Facilities Inventory**

June, 2005

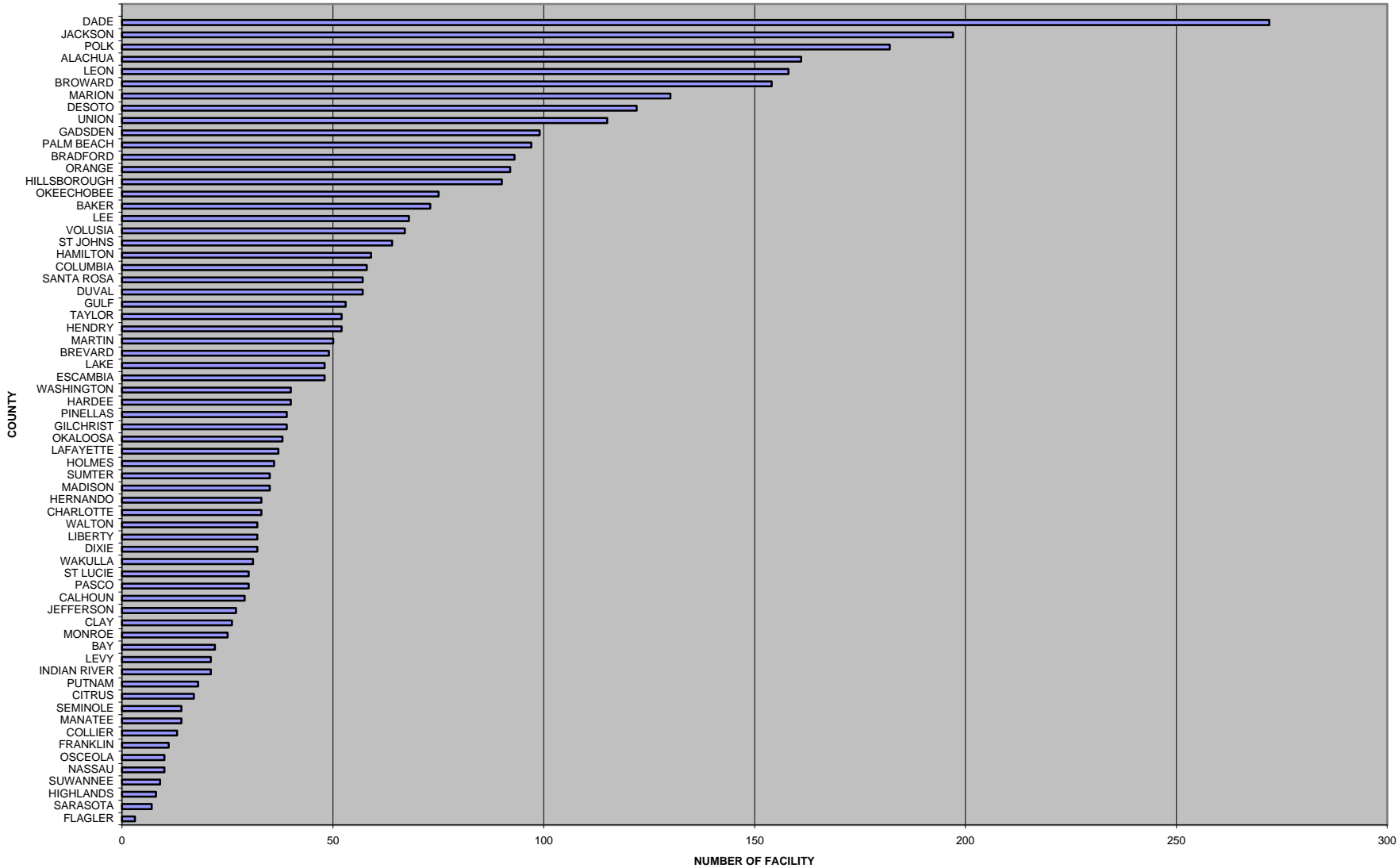
Facility Summary

Page 1 of 1

| Acronym | Agency Name | Total Buildings | Total Gross Sq Ft |
|--------------------------|---|------------------------|--------------------------|
| AGCS | DEPARTMENT OF AGRICULTURE AND CONSUMER SERVICES | 213 | 3,261,916 |
| AWI | AGENCY FOR WORKFORCE INNOVATION | 18 | 538,932 |
| DCF | DEPARTMENT OF CHILDREN AND FAMILIES | 515 | 6,409,548 |
| DCIT | DEPARTMENT OF CITRUS | 1 | 39,836 |
| DEP | DEPARTMENT OF ENVIRONMENTAL PROTECTION | 122 | 752,010 |
| DFS | DEPARTMENT OF FINANCIAL SERVICES | 8 | 93,843 |
| DJJ | DEPARTMENT OF JUVENILE JUSTICE | 318 | 3,278,811 |
| DLE | DEPARTMENT OF LAW ENFORCEMENT | 1 | 111,610 |
| DMS | DEPARTMENT OF MANAGEMENT SERVICES | 122 | 12,140,255 |
| DOC | DEPARTMENT OF CORRECTIONS | 1,747 | 17,164,118 |
| DOE | DEPARTMENT OF EDUCATION | 47 | 1,089,398 |
| DOH | DEPARTMENT OF HEALTH | 29 | 884,523 |
| DOS | DEPARTMENT OF STATE | 24 | 176,853 |
| DOT | DEPARTMENT OF TRANSPORTATION | 325 | 4,207,878 |
| FDVA | FLORIDA DEPARTMENT OF VETERANS AFFAIRS | 7 | 423,737 |
| FWCC | DEPARTMENT OF FISH AND WILDLIFE CONSERVATION COMMISSION | 40 | 469,913 |
| HSMV | DEPARTMENT OF HIGHWAY SAFETY AND MOTOR VEHICLES | 65 | 864,083 |
| JB | JUDICIAL BRANCH | 6 | 419,125 |
| MA | DEPARTMENT OF MILITARY AFFAIRS | 110 | 1,536,882 |
| PRID | PRISON INDUSTRIES | 71 | 898,458 |
| Totals 7B: | | 1,065 | 23,737,867 |
| Totals All Cycle: | | 3,789 | 54,761,729 |

Agency Summary Table

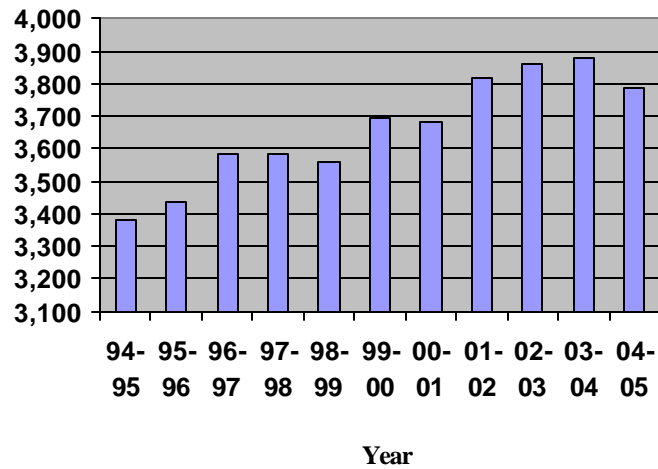
NUMBER OF FACILITY BY COUNTY



| ACRONYM | AGENCY | # OF BLDGS | SQ FT | NUMBER OF DCPS | DCP TOTAL \$ | \$ PER SQ FT |
|--------------|------------------------------------|--------------|-------------------|----------------|--------------------|--------------|
| AGCS | AGRICULTURE AND CONSUMER SERVICES | 213 | 3,261,916 | 242 | 19,653,054 | 6.03 |
| AWI | WORKFORCE INNOVATION | 18 | 538,932 | 11 | 600,459 | 1.11 |
| DCF | CHILDREN AND FAMILIES | 515 | 6,409,548 | 843 | 108,719,195 | 16.96 |
| DCIT | CITRUS | 1 | 39,836 | 0 | 0 | 0 |
| DEP | DEPARTMENT OF ENVIRONMENTAL PROTEC | 122 | 752,010 | 123 | 13,775,491 | 18.32 |
| DFS | DEPARTMENT OF FINANCIAL SERVICES | 8 | 93,843 | 9 | 411,142 | 4.38 |
| DJJ | JUVENILE JUSTICE | 318 | 3,278,811 | 554 | 32,677,062 | 9.97 |
| DLE | LAW ENFORCEMENT | 1 | 111,610 | 3 | 1,969,699 | 17.65 |
| DMS | MANAGEMENT SERVICES | 122 | 12,140,255 | 479 | 122,102,461 | 10.06 |
| DOC | CORRECTIONS | 1,747 | 17,164,118 | 1,245 | 47,553,867 | 2.77 |
| DOE | EDUCATION | 47 | 1,089,398 | 122 | 4,615,285 | 4.24 |
| DOH | HEALTH | 29 | 884,523 | 86 | 4,761,806 | 5.38 |
| DOS | STATE | 24 | 176,853 | 19 | 15,043,058 | 85.06 |
| DOT | TRANSPORTATION | 325 | 4,207,878 | 192 | 7,541,034 | 1.79 |
| FDVA | FLORIDA VETERANS AFFAIRS | 7 | 423,737 | 8 | 2,612,223 | 6.16 |
| FWCC | FISH AND WILDLIFE | 40 | 469,913 | 58 | 13,529,677 | 28.79 |
| HSMV | HIGHWAY SAFETY AND MOTOR VEHICLES | 65 | 864,083 | 118 | 19,229,294 | 22.25 |
| JB | JUDICIAL BRANCH | 6 | 419,125 | 25 | 4,026,224 | 9.61 |
| MA | MILITARY AFFAIRS | 110 | 1,536,882 | 212 | 12,239,780 | 7.96 |
| PRID | PRISON INDUSTRIES | 71 | 898,458 | 102 | 1,528,214 | 1.7 |
| TOTAL | | 3,789 | 54,761,729 | 4,451 | 432,589,024 | 7.9 |

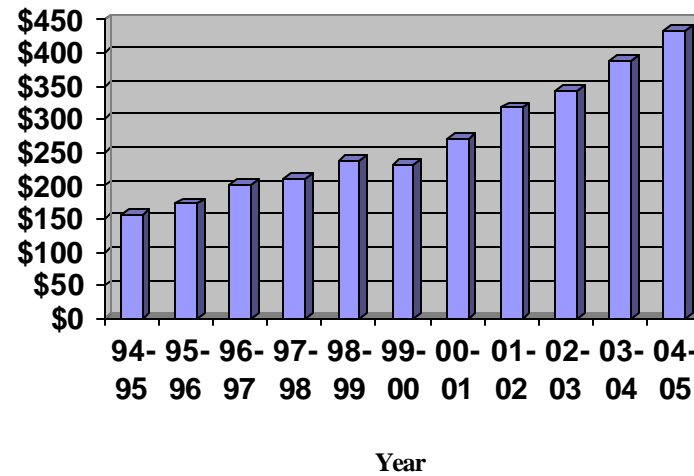
DEPARTMENT OF MANAGEMENT SERVICES
STATE FACILITIES INVENTORY
DEFICIENCY TOTAL BY CYCLE

Number of State Owned Building



Cost of Deficiencies per Year

Millions



| Cycle | 94-95 | 95-96 | 96-97 | 97-98 | 98-99 | 99-00 | 00-01 | 01-02 | 02-03 | 03-04 | 04-05 |
|--------------|-------------|-------------|-------------|-------------|-------------|-------------|-------------|-------------|-------------|-------------|-------------|
| Buildings | 3,379 | 3,433 | 3,586 | 3,584 | 3,558 | 3,694 | 3,683 | 3,771 | 3,771 | 3,878 | 3,789 |
| Deficiencies | 179,543,052 | 173,093,237 | 201,410,911 | 211,492,695 | 237,517,010 | 231,711,854 | 272,121,445 | 317,286,864 | 342,711,600 | 387,312,274 | 432,589,024 |

**DEPARTMENT OF MANAGEMENT SERVICES
STATE FACILITIES INVENTORY**

June, 2005

Facilities Added or Deleted Summary

Page 1 of 1

| | Agency Name | DELETED | | ADDED | | PRESENT | |
|---|---|------------|-------------------|-----------|-------------------|--------------|-------------------|
| | | # Bldg | Total Gross Sq Ft | # Bldg | Total Gross Sq Ft | # Bldg | Total Gross Sq Ft |
| AGCS | DEPARTMENT OF AGRICULTURE AND CONSUMER SERVICES | 0 | 0 | 0 | 0 | 213 | 3,261,916 |
| AWI | AGENCY FOR WORKFORCE INNOVATION | 0 | 0 | 0 | 0 | 18 | 538,932 |
| DCF | DEPARTMENT OF CHILDREN AND FAMILIES | 0 | 0 | 0 | 0 | 515 | 6,409,548 |
| DCIT | DEPARTMENT OF CITRUS | 0 | 0 | 0 | 0 | 1 | 39,836 |
| DEP | DEPARTMENT OF ENVIRONMENTAL PROTECTION | 2 | 9,909 | 0 | 0 | 122 | 752,010 |
| DFS | DEPARTMENT OF FINANCIAL SERVICES | 0 | 0 | 0 | 0 | 8 | 93,843 |
| DJJ | DEPARTMENT OF JUVENILE JUSTICE | 5 | 12,868 | 27 | 454,594 | 318 | 3,278,811 |
| DLE | DEPARTMENT OF LAW ENFORCEMENT | 0 | 0 | 0 | 0 | 1 | 111,610 |
| DMS | DEPARTMENT OF MANAGEMENT SERVICES | 0 | 0 | 0 | 0 | 122 | 12,140,255 |
| DOC | DEPARTMENT OF CORRECTIONS | 0 | 0 | 2 | 22,285 | 1,747 | 17,164,118 |
| DOE | DEPARTMENT OF EDUCATION | 1 | 33,565 | 7 | 154,128 | 47 | 1,089,398 |
| DOH | DEPARTMENT OF HEALTH | 0 | 0 | 3 | 96,698 | 29 | 884,523 |
| DOS | DEPARTMENT OF STATE | 0 | 0 | 0 | 0 | 24 | 176,853 |
| DOT | DEPARTMENT OF TRANSPORTATION | 38 | 306,180 | 15 | 147,754 | 325 | 4,207,878 |
| FDVA | FLORIDA DEPARTMENT OF VETERANS AFFAIRS | 0 | 0 | 0 | 0 | 7 | 423,737 |
| FWCC | DEPARTMENT OF FISH AND WILDLIFE CONSERVATION COMMISSION | 0 | 0 | 0 | 0 | 40 | 469,913 |
| HSMV | DEPARTMENT OF HIGHWAY SAFETY AND MOTOR VEHICLES | 0 | 0 | 0 | 0 | 65 | 864,083 |
| JB | JUDICIAL BRANCH | 0 | 0 | 0 | 0 | 6 | 419,125 |
| MA | DEPARTMENT OF MILITARY AFFAIRS | 88 | 663,936 | 3 | 51,816 | 110 | 1,536,882 |
| PRID | PRISON INDUSTRIES | 0 | 0 | 0 | 0 | 71 | 898,458 |
| | TOTALS | 134 | 1,026,458 | 57 | 927,275 | 3,789 | 54,761,729 |
| Facilities Added or Deleted Cycle 7B | | | | | | | |

**DEPARTMENT OF MANAGEMENT SERVICES
STATE FACILITIES INVENTORY**

June, 2005

Added Facilities Short List

Page 1 of 3

| <i>Ag</i> | <i>Regi</i> | <i>County</i> | <i>City</i> | <i>Facility</i> | <i>DMS #</i> | <i>Total Area</i> | <i>Built</i> | <i>Reno</i> |
|-----------|-------------|---------------|-----------------|----------------------------------|--------------|-------------------|--------------|-------------|
| DJJ | | ALACHUA | GAINESVILLE | CONSEQUENCE UNIT | A - 04377 | 3,480 | 01/01/2002 | |
| DJJ | | COLLIER | IMMOKALEE | DRILL ACADEMY | A - 04380 | 10,265 | 01/01/1996 | |
| DJJ | | COLLIER | NAPLES | REGIONAL JDC | A - 04379 | 16,865 | 01/01/2001 | |
| DJJ | | COLLIER | OCHOPEE | YES - CLASSROOM / SHOP | A - 04381 | 3,280 | 01/01/1996 | |
| DJJ | | DADE | MIAMI | ADMINISTRATION / KITCHEN | A - 04359 | 26,242 | 01/01/2002 | |
| DJJ | | DADE | MIAMI | DORM # 1 | A - 04360 | 13,200 | 01/01/2002 | |
| DJJ | | DADE | MIAMI | DORMITORY # 2 | A - 04361 | 13,200 | 01/01/2002 | |
| DJJ | | DADE | MIAMI | DORMITORY # 3 | A - 04362 | 13,200 | 01/01/2002 | |
| DJJ | | DUVAL | JACKSONVILLE | CONSEQUENCE UNIT | A - 04358 | 3,480 | 01/01/0004 | |
| DJJ | | MARION | LOWELL | INTENSIVE TREATMENT FACILITY | A - 04370 | 29,900 | 01/01/0095 | |
| DJJ | | MARION | OCALA | INTAKE UNIT | A - 04371 | 3,000 | | |
| DJJ | | MARTIN | STEWART | BOOT CAMP | A - 04403 | 16,860 | 01/01/1994 | |
| DJJ | | MONROE | KEY WEST | REGIONAL JDC | A - 04372 | 60,000 | 01/01/2002 | |
| DJJ | | OKEECHOBEE | OKEECHOBEE | NEW CAFETERIA | A - 04386 | 8,250 | 01/01/2004 | |
| DJJ | | OKEECHOBEE | OKEECHOBEE | CLASSROOMS | A - 04387 | 4,976 | 01/01/2004 | |
| DJJ | | OKEECHOBEE | OKEECHOBEE | REDIRECTION CAMP ADMIN / KITCHEN | A - 04388 | 3,042 | 01/01/1990 | |
| DJJ | | OKEECHOBEE | OKEECHOBEE | JOCC | A - 04389 | 40,400 | 01/01/1998 | |
| DJJ | | PALM BEACH | PAHOKEE | ADMIN | A - 04410 | 8,100 | 01/01/0096 | |
| DJJ | | PALM BEACH | PAHOKEE | SCHOOL | A - 04411 | 17,956 | 01/01/0096 | |
| DJJ | | PALM BEACH | PAHOKEE | MEDICAL / CAFETERIA | A - 04412 | 17,956 | 01/01/0096 | |
| DJJ | | PALM BEACH | PAHOKEE | D DORM | A - 04413 | 22,484 | 01/01/0096 | |
| DJJ | | PALM BEACH | PAHOKEE | E DORM | A - 04414 | 22,484 | 01/01/0096 | |
| DJJ | | PALM BEACH | WEST PALM BEACH | JDC CONSEQUENCE UNIT | A - 04408 | 3,480 | 01/01/2003 | |
| DJJ | | PALM BEACH | WEST PALM BEACH | FL INSTITUTE FOR GIRLS | A - 04409 | 37,550 | 01/01/2000 | |
| DJJ | | SANTA ROSA | MILTON | GIRLS JRF | A - 04374 | 15,185 | 02/24/2002 | |
| DJJ | | ST JOHNS | SAINT AUGUSTINE | REGIONAL RDC | A - 04405 | 36,246 | 01/01/1999 | 01/01/2000 |
| DJJ | | ST JOHNS | SAINT AUGUSTINE | CONSEQUENCE UNIT | A - 04406 | 3,513 | 01/01/2001 | |

FACILITIES ADDED IN CYCLE 7B

**DEPARTMENT OF MANAGEMENT SERVICES
STATE FACILITIES INVENTORY**

June, 2005

Added Facilities Short List

Page 2 of 3

| <i>Ag</i> | <i>Regi</i> | <i>County</i> | <i>City</i> | <i>Facility</i> | <i>DMS #</i> | <i>Total Area</i> | <i>Built</i> | <i>Reno</i> |
|-----------|-------------|---------------|-----------------|-----------------------------|--------------|-------------------|--------------|-------------|
| DOC | | HENDRY | IMMOKALEE | HENDRY HALFWAY HOUSE # 1 | A - 04383 | 16,027 | 01/01/1996 | |
| DOC | | HENDRY | IMMOKALEE | HENDRY HALFWAY HOUSE # 2 | A - 04384 | 6,258 | 01/01/1996 | |
| DOE | | ST JOHNS | SAINT AUGUSTINE | MULTI-PURPOSE - BLDG # 14 | A - 02072 | 3,547 | 01/01/1957 | 06/01/1990 |
| DOE | | ST JOHNS | SAINT AUGUSTINE | GORE / VAIL CONNECTOR | A - 04373 | 10,081 | 01/01/2002 | |
| DOE | | VOLUSIA | DAYTONA BEACH | DISTRICT OFFICE | A - 04398 | 10,000 | 01/01/1970 | |
| DOE | | VOLUSIA | DAYTONA BEACH | ADMIN | A - 04399 | 19,000 | 01/01/1970 | |
| DOE | | VOLUSIA | DAYTONA BEACH | DORMITORY BUILDING "B" | A - 04400 | 19,000 | 01/01/1965 | |
| DOE | | VOLUSIA | DAYTONA BEACH | BUREAU OF BRAILLE / LIBRARY | A - 04401 | 85,000 | 01/01/1965 | |
| DOE | | VOLUSIA | DAYTONA BEACH | MANDERFIELD TECH TRAIN LAB | A - 04402 | 7,500 | 01/01/1977 | |
| DOH | | DUVAL | JACKSONVILLE | HARDY BUILDING | A - 04385 | 41,000 | 01/01/0092 | |
| DOH | | ESCAMBIA | PENSACOLA | ENVIRONMENTAL HEALTH LAB | A - 04396 | 16,698 | | |
| DOH | | ESCAMBIA | PENSACOLA | CHILDRENS MEDICAL SERVICES | A - 04397 | 39,000 | | |
| DOT | | BROWARD | FORT LAUDERDALE | TRUCK STORAGE | A - 04367 | 7,500 | 02/01/0003 | |
| DOT | | BROWARD | FORT LAUDERDALE | BRIDGE STORAGE | A - 04368 | 7,500 | 02/01/0003 | |
| DOT | | BROWARD | FORT LAUDERDALE | EQUIP STORAGE | A - 04369 | 7,500 | 02/01/0003 | |
| DOT | | BROWARD | | REST AREA # 1 | A - 04382 | 5,680 | 01/01/2003 | |
| DOT | | DADE | NORTH MIAMI | SHOP / WAREHOUSE | A - 04364 | 16,368 | 01/01/2003 | |
| DOT 3 | | GADSDEN | MIDWAY | EQUIPMENT SHED | A - 05153 | 7,200 | 10/28/1999 | |
| DOT | | HAMILTON | JENNINGS | WELCOME STATION / REST AREA | A - 04415 | 19,346 | 01/01/2005 | |
| DOT | | HENDRY | LABELLE | SHOP / WAREHOUSE | A - 04378 | 7,300 | 01/01/2003 | |
| DOT | | JACKSON | CAMPBELLTON | WELCOME CENTER | A - 04395 | 7,400 | 01/01/2003 | |
| DOT | | LEVY | CHIEFLAND | ADMIN | A - 04404 | 5,274 | 05/07/1988 | 01/01/2005 |
| DOT | | MARTIN | | REST AREA N BOUND I-95 | A - 04393 | 12,145 | 02/25/0005 | |
| DOT | | MARTIN | | REST AREA S BOUND I-95 | A - 04394 | 12,145 | 02/25/0005 | |
| DOT | | SANTA ROSA | MILTON | OFFICE | A - 04390 | 24,244 | 01/01/0004 | |
| DOT | | SANTA ROSA | MILTON | INMATE WAITING | A - 04391 | 5,060 | 01/01/0004 | |
| DOT | | SANTA ROSA | MILTON | STORAGE | A - 04392 | 3,092 | 01/01/0004 | |

FACILITIES ADDED IN CYCLE 7B

**DEPARTMENT OF MANAGEMENT SERVICES
STATE FACILITIES INVENTORY**

June, 2005

Added Facilities Short List

Page 3 of 3

| <i>Ag</i> | <i>Regi</i> | <i>County</i> | <i>City</i> | <i>Facility</i> | <i>DMS #</i> | <i>Total Area</i> | <i>Built</i> | <i>Reno</i> |
|--|-------------|---------------|-----------------|------------------|--------------|-------------------|--------------|-------------|
| MA | | ESCAMBIA | PENSACOLA | READYNESS CENTER | A - 04375 | 36,488 | 10/01/2001 | |
| MA | | ESCAMBIA | PENSACOLA | STORAGE | A - 04376 | 3,828 | 10/01/2001 | |
| MA | | PALM BEACH | WEST PALM BEACH | BABCOCK OFFICES | A - 04407 | 11,500 | 01/01/0085 | |
| TOTAL BUILDINGS ADDED THIS CYCLE: | | | | | | 57 | | |
| TOTAL GROSS SQUARE FEET ADDED THIS CYCLE: | | | | | | 927,275 | | |

**DEPARTMENT OF MANAGEMENT SERVICES
STATE FACILITIES INVENTORY**

June, 2005

Deleted Facilities Short List

Page 1 of 6

| Ag | Regi | County | City | Facility | DMS # | Total Area | Built | Action |
|-----------|-------------|---------------|-----------------|----------------------------------|--------------|-------------------|--------------|---------------|
| DEP | | COLUMBIA | LAKE CITY | ORGANIZATIONAL MAINT SHOP | X - 03257 | 3,580 | 01/01/1965 | Others |
| DEP | | ST JOHNS | SAINT AUGUSTINE | ORGANIZATIONAL MAINT SHOP | X - 03267 | 6,329 | 09/01/1992 | |
| DJJ | | JACKSON | GRACEVILLE | DORM # 1 | X - 04157 | 1,892 | 09/01/2001 | |
| DJJ | | JACKSON | GRACEVILLE | DORM # 2 | X - 04158 | 1,892 | 09/01/2001 | |
| DJJ | | JACKSON | GRACEVILLE | DORM # 3 | X - 04159 | 1,892 | 09/01/2001 | |
| DJJ | | JACKSON | GRACEVILLE | DORM # 4 | X - 04160 | 1,892 | 09/01/2001 | |
| DJJ | | OKEECHOBEE | OKEECHOBEE | ALPHA COTTAGE | X - 00555 | 5,300 | 01/01/1959 | Demolished |
| DOE | | ST JOHNS | SAINT AUGUSTINE | POPE VOCATIONAL #19 | X - 01820 | 33,565 | 01/01/1912 | Demolished |
| DOT | 9 | ALACHUA | GAINESVILLE | MATERIALS & RESEARCH ADMIN | X - 01001 | 40,650 | 07/01/1956 | Others |
| DOT | 9 | ALACHUA | GAINESVILLE | NUCLEAR TESTING | X - 01002 | 4,000 | 07/01/1953 | Others |
| DOT | 9 | ALACHUA | GAINESVILLE | CERTIFICATION | X - 01003 | 5,000 | 07/01/1956 | Others |
| DOT | 9 | ALACHUA | GAINESVILLE | PAVEMENT EVALUATION | X - 01004 | 5,620 | 07/01/1969 | Others |
| DOT | 2 | ALACHUA | GAINESVILLE | WAREHOUSE | X - 01054 | 3,938 | 01/01/1946 | Others |
| DOT | 2 | ALACHUA | GAINESVILLE | AUTO MAINT SHOP | X - 01076 | 9,014 | 01/01/1946 | Others |
| DOT | 2 | ALACHUA | GAINESVILLE | GREASE RACK | X - 01077 | 4,031 | 01/01/1946 | Others |
| DOT | 2 | ALACHUA | GAINESVILLE | WELDING SHOP | X - 01078 | 3,177 | 01/01/1950 | Others |
| DOT | 2 | ALACHUA | GAINESVILLE | CARPENTRY SHOP | X - 01079 | 5,506 | 01/01/1950 | Others |
| DOT | 2 | ALACHUA | GAINESVILLE | CREW | X - 01080 | 4,092 | 01/01/1950 | Others |
| DOT | 9 | ALACHUA | GAINESVILLE | STATEWIDE WAREHOUSE | X - 02571 | 43,137 | 01/01/1975 | Others |
| DOT | H | ALACHUA | GAINESVILLE | STATEWIDE WAREHOUSE-STORAGE | X - 04106 | 6,300 | 01/01/1998 | Others |
| DOT | 4 | BROWARD | DEERFIELD BEACH | TRAIN SHED | X - 03497 | 6,464 | 01/01/2000 | Demolished |
| DOT | 4 | BROWARD | DEERFIELD BEACH | TRAIN LOADING CANOPY | X - 05156 | 6,500 | 01/01/2000 | Others |
| DOT | 4 | BROWARD | FORT LAUDERDALE | FT. LAUDERDALE OPEN STORAGE SHED | X - 02004 | 8,500 | 01/01/1964 | Demolished |
| DOT | 4 | BROWARD | FORT LAUDERDALE | NORTH PASSENGER LOADING CANOPY | X - 03500 | 4,640 | 01/01/1927 | Demolished |
| DOT | 4 | BROWARD | FORT LAUDERDALE | SOUTH PASSENGER LOADING CANOPY | X - 03502 | 2,064 | 01/01/1927 | Others |
| DOT | 4 | BROWARD | HOLLYWOOD | NORTH PASSENGER LOADING CANOPY | X - 03493 | 3,600 | 01/01/1927 | Others |
| DOT | 4 | BROWARD | HOLLYWOOD | SOUTH PASSENGER LOADING CANOPY | X - 03494 | 3,328 | 01/01/1927 | Others |

FACILITIES DELETED IN CYCLE 7B

**DEPARTMENT OF MANAGEMENT SERVICES
STATE FACILITIES INVENTORY**

June, 2005

Deleted Facilities Short List

Page 2 of 6

| Ag | Regi | County | City | Facility | DMS # | Total Area | Built | Action |
|-----------|-------------|---------------|------------------|---|--------------|-------------------|--------------|---------------|
| DOT | 4 | COLLIER | COPELAND | MAINT/WAREHOUSE B | X - 01581 | 4,150 | 01/01/1953 | Others |
| DOT | 4 | COLLIER | COPELAND | BUILDING A | X - 01582 | 10,454 | 01/01/1953 | Others |
| DOT | 1 | COLLIER | NAPLES | NAPLES SHOP/WAREHOUSE | X - 02490 | 6,080 | 01/01/1986 | Others |
| DOT | 1 | COLLIER | NAPLES | NAPLES MAINTENANCE OFFICE | X - 02491 | 3,472 | 01/01/1970 | Others |
| DOT | 6 | DADE | MIAMI | OLD CONSTRUCTION | X - 00995 | 10,618 | 01/01/1959 | Others |
| DOT | 6 | DADE | MIAMI | POWER HOUSE | X - 03449 | 3,229 | | Demolished |
| DOT | | DADE | MIAMI | AMTRAK CAR WASH | X - 05169 | 4,435 | | |
| DOT | 3 | ESCAMBIA | PENSACOLA | HQ | X - 01027 | 10,050 | 03/01/1979 | |
| DOT | 3 | ESCAMBIA | PENSACOLA | WAREHOUSE & MAINT SHOP | X - 01031 | 13,000 | 09/01/1979 | |
| DOT | 3 | ESCAMBIA | PENSACOLA | EQUIPMENT SHELTER | X - 03236 | 4,320 | 03/01/1979 | |
| DOT | 2 | HAMILTON | JENNINGS | REST AREA/WELCOME STATION | X - 03438 | 12,810 | 01/01/1980 | Demolished |
| DOT | 4 | MARTIN | STUART | REST AREA, RESTROOM BLDG, NORTH BOUND I-95 | X - 02476 | 3,791 | 01/10/1987 | Demolished |
| DOT | 4 | MARTIN | STUART | REST AREA, RESTROOM BLDG, SOUTH BOUND I-95 | X - 02477 | 3,791 | 01/10/1987 | Demolished |
| DOT | 5 | ORANGE | ORLANDO | FRONT WELDING SHOP | X - 02600 | 5,220 | 01/01/1930 | Demolished |
| DOT | 5 | ORANGE | ORLANDO | REAR WELDING SHOP & BRIDGE CRANE COVER | X - 02601 | 11,000 | 01/01/1930 | Demolished |
| DOT | 5 | ORANGE | ORLANDO | OFFICE & WAREHOUSE | X - 02602 | 3,800 | 01/01/1930 | |
| DOT | 4 | PALM BEACH | WEST PALM BEACH | PASSANGER TRAIN CANOPY | X - 03490 | 3,228 | | Demolished |
| DOT | | PINELLAS | SAINT PETERSBURG | PINELLAS BAYWAY, TOLL PLAZA 2 - ST PETERSBURG BEACH | X - 03445 | | 01/01/1962 | |
| DOT | 3 | WASHINGTON | CHIPLEY | PLANNING | X - 03291 | 23,171 | 07/08/1993 | |
| MA | | CITRUS | CRYSTAL RIVER | ORGANIZATIONAL MAINTENANCE SHOP | X - 01985 | 4,800 | 01/01/1988 | |
| MA | | CLAY | STARKE | OFFICES | X - 01180 | 4,639 | 01/01/1940 | |
| MA | | CLAY | STARKE | MEDICAL | X - 01183 | 4,200 | 01/01/1974 | |
| MA | | CLAY | STARKE | WAREHOUSE | X - 01185 | 49,900 | 01/01/1947 | |
| MA | | CLAY | STARKE | WAREHOUSE | X - 01188 | 19,856 | 01/01/1940 | |
| MA | | CLAY | STARKE | CLASSROOM | X - 01190 | 6,600 | 01/01/1940 | |
| MA | | CLAY | STARKE | OFFICES | X - 01192 | 4,800 | 01/01/1940 | Demolished |
| MA | | CLAY | STARKE | AUDITORIUM | X - 01193 | 3,652 | 01/01/1972 | |

FACILITIES DELETED IN CYCLE 7B

**DEPARTMENT OF MANAGEMENT SERVICES
STATE FACILITIES INVENTORY**

June, 2005

Deleted Facilities Short List

Page 3 of 6

| Ag | Regi | County | City | Facility | DMS # | Total Area | Built | Action |
|-----------|-------------|---------------|-------------|---------------------|--------------|-------------------|--------------|---------------|
| MA | | CLAY | STARKE | BARRACKS | X - 01200 | 3,210 | 01/01/1978 | |
| MA | | CLAY | STARKE | BARRACKS | X - 01201 | 3,210 | 01/01/1978 | |
| MA | | CLAY | STARKE | BARRACKS | X - 01202 | 3,210 | 01/01/1978 | |
| MA | | CLAY | STARKE | MESS HALL | X - 01203 | 3,145 | 01/01/1978 | |
| MA | | CLAY | STARKE | MESS HALL | X - 01204 | 3,145 | 01/01/1978 | |
| MA | | CLAY | STARKE | MESS HALL | X - 01205 | 3,145 | 01/01/1978 | |
| MA | | CLAY | STARKE | MESS HALL | X - 01206 | 3,145 | 01/01/1978 | |
| MA | | CLAY | STARKE | MESS HALL | X - 01207 | 3,145 | 01/01/1977 | |
| MA | | CLAY | STARKE | BARRACKS | X - 01208 | 3,210 | 01/01/1977 | |
| MA | | CLAY | STARKE | BARRACKS | X - 01209 | 3,210 | 01/01/1977 | |
| MA | | CLAY | STARKE | MESS HALL | X - 01210 | 3,145 | 01/01/1977 | |
| MA | | CLAY | STARKE | MESS HALL | X - 01211 | 3,145 | 01/01/1977 | |
| MA | | CLAY | STARKE | MESS HALL | X - 01212 | 3,145 | 01/01/1977 | |
| MA | | CLAY | STARKE | MESS HALL | X - 01213 | 3,145 | 01/01/1977 | |
| MA | | CLAY | STARKE | MESS HALL | X - 01214 | 3,145 | 01/01/1977 | |
| MA | | CLAY | STARKE | BARRACKS | X - 01215 | 3,210 | 01/01/1977 | |
| MA | | CLAY | STARKE | BARRACKS | X - 01216 | 3,210 | 01/01/1977 | |
| MA | | CLAY | STARKE | MESS HALL | X - 01217 | 3,145 | 01/01/1977 | |
| MA | | CLAY | STARKE | MESS HALL | X - 01218 | 3,145 | 01/01/1977 | |
| MA | | CLAY | STARKE | MESS HALL | X - 01219 | 3,145 | 01/01/1977 | |
| MA | | CLAY | STARKE | MESS HALL | X - 01220 | 3,145 | 01/01/1977 | |
| MA | | CLAY | STARKE | WAREHOUSE | X - 01228 | 7,920 | 01/01/1940 | |
| MA | | CLAY | STARKE | WAREHOUSE | X - 01229 | 9,526 | 01/01/1940 | |
| MA | | CLAY | STARKE | VEHICLE MAINTENANCE | X - 01230 | 34,555 | 01/01/1940 | |
| MA | | CLAY | STARKE | WAREHOUSE | X - 01231 | 26,080 | 01/01/1979 | |
| MA | | CLAY | STARKE | VEHICLE MAINTENANCE | X - 01232 | 15,894 | 01/01/1971 | |
| MA | | CLAY | STARKE | STORAGE | X - 01975 | 4,061 | 01/01/1942 | Demolished |

FACILITIES DELETED IN CYCLE 7B

**DEPARTMENT OF MANAGEMENT SERVICES
STATE FACILITIES INVENTORY**

June, 2005

Deleted Facilities Short List

Page 4 of 6

| Ag | Regi | County | City | Facility | DMS # | Total Area | Built | Action |
|-----------|-------------|---------------|-------------|------------------------------------|--------------|-------------------|--------------|---------------|
| MA | | CLAY | STARKE | REGIONAL TRAINING SITE MAINTENANCE | X - 01993 | 25,240 | 10/01/1989 | |
| MA | | CLAY | STARKE | POLE BARN | X - 02159 | 3,840 | 01/01/1984 | |
| MA | | CLAY | STARKE | STORAGE | X - 02161 | 3,570 | 01/01/1975 | |
| MA | | CLAY | STARKE | VEHICLE MAINTENANCE | X - 02162 | 3,780 | 01/01/1984 | |
| MA | | CLAY | STARKE | N.C.O. CLUB (ARMORY) #1530 | X - 02331 | 3,144 | 01/01/1941 | |
| MA | | CLAY | STARKE | MESS HALL | X - 02332 | 3,934 | 10/01/1989 | |
| MA | | CLAY | STARKE | BARRACKS (FEMALE) | X - 02349 | 3,431 | 10/01/1989 | |
| MA | | CLAY | STARKE | BARRACKS | X - 02350 | 3,431 | 10/01/1989 | |
| MA | | CLAY | STARKE | BARRACKS | X - 02351 | 3,431 | 10/01/1989 | |
| MA | | CLAY | STARKE | BARRACKS | X - 02352 | 3,431 | 10/01/1989 | |
| MA | | CLAY | STARKE | BARRACKS | X - 02353 | 3,431 | 10/01/1989 | |
| MA | | CLAY | STARKE | BARRACKS (N.C.O.) | X - 02354 | 3,314 | 10/01/1989 | |
| MA | | CLAY | STARKE | BARRACKS (JR. OFFICERS) | X - 02355 | 3,314 | 10/01/1989 | |
| MA | | CLAY | STARKE | BARRACKS (JR. OFFICERS) | X - 02356 | 3,314 | 10/01/1989 | |
| MA | | CLAY | STARKE | BARRACKS (STAFF OFFICERS) | X - 02357 | 3,359 | 10/01/1989 | |
| MA | | CLAY | STARKE | ADMIN | X - 02358 | 3,078 | 10/01/1989 | |
| MA | | CLAY | STARKE | RANGE MAINTENANCE | X - 02373 | 4,225 | 01/01/1986 | |
| MA | | CLAY | STARKE | STORAGE | X - 03084 | 3,221 | 01/01/1960 | |
| MA | | CLAY | STARKE | WASH RACK & STORAGE, 202 CES, | X - 03086 | 3,900 | 01/01/1986 | |
| MA | | CLAY | STARKE | CLASSROOMS FMA | X - 03190 | 6,029 | 07/01/1992 | |
| MA | | CLAY | STARKE | CONSOLIDATED MESS HALL | X - 03191 | 6,859 | 07/01/1992 | |
| MA | | CLAY | STARKE | CLASSROOMS FMA | X - 03192 | 6,029 | 07/01/1992 | |
| MA | | CLAY | STARKE | BARRACKS B | X - 03193 | 3,426 | 07/01/1992 | |
| MA | | CLAY | STARKE | BARRACKS A | X - 03194 | 3,426 | 07/01/1992 | |
| MA | | CLAY | STARKE | BOQ/BEQ | X - 03206 | 6,167 | 01/01/1992 | |
| MA | | CLAY | STARKE | BACHELOR OFFICERS QUARTERS | X - 03725 | 6,215 | 01/01/1996 | |
| MA | | CLAY | STARKE | BACHELOR OFFICERS QUARTERS | X - 03726 | 7,107 | 01/01/1996 | |

FACILITIES DELETED IN CYCLE 7B

**DEPARTMENT OF MANAGEMENT SERVICES
STATE FACILITIES INVENTORY**

June, 2005

Deleted Facilities Short List

Page 5 of 6

| Ag | Regi | County | City | Facility | DMS # | Total Area | Built | Action |
|-----------|-------------|---------------|------------------|---------------------------------|--------------|-------------------|--------------|---------------|
| MA | | CLAY | STARKE | BACHELOR OFFICERS QUARTERS | X - 03727 | 6,167 | 01/01/1992 | |
| MA | | CLAY | STARKE | CSMS WAREHOUSE | X - 04183 | 14,400 | 01/01/1999 | |
| MA | | CLAY | STARKE | MEDICAL | X - 04185 | 3,670 | 01/01/2001 | |
| MA | | DADE | MIAMI | ORGANIZATIONAL MAINT SHOP | X - 01152 | 7,274 | 01/01/1979 | |
| MA | | DUVAL | JACKSONVILLE | ORGANIZATIONAL MAINT SHOP | X - 01138 | 5,544 | 01/01/1973 | |
| MA | | DUVAL | JACKSONVILLE | CRAIG FIELD ARMORY | X - 01140 | 25,508 | 01/01/1961 | |
| MA | | DUVAL | JACKSONVILLE | ARMY AVIATION SUPPORT | X - 01141 | 68,189 | 01/01/1969 | |
| MA | | DUVAL | JACKSONVILLE | ORGANIZATIONAL MAINT SHOP | X - 01142 | 3,564 | 01/01/1962 | |
| MA | | DUVAL | JACKSONVILLE | OPERATIONS | X - 03100 | 8,934 | 01/01/1984 | |
| MA | | DUVAL | JACKSONVILLE | UNIT STORAGE | X - 03101 | 7,560 | 01/01/1989 | |
| MA | | ESCAMBIA | PENSACOLA | PENSACOLA ARMORY | X - 01161 | 17,148 | 01/01/1958 | Sold |
| MA | | HERNANDO | BROOKSVILLE | C-23 HANGAR | X - 04308 | 12,451 | 07/01/2003 | |
| MA | | HERNANDO | BROOKSVILLE | FACILITY #2 | X - 05146 | 20,717 | 01/01/2001 | |
| MA | | HILLSBOROUGH | PLANT CITY | WAREHOUSE | X - 03096 | 2,444 | 01/01/1986 | |
| MA | | HILLSBOROUGH | PLANT CITY | ORGANIZATIONAL MAINT SHOP | X - 03097 | 5,267 | 01/01/1989 | |
| MA | | HILLSBOROUGH | TAMPA | BRG MATERIAL MANAGEMENT | X - 01175 | 10,087 | 01/01/1978 | |
| MA | | HILLSBOROUGH | TAMPA | ORGANIZATIONAL MAINT SHOP | X - 03288 | 7,802 | 05/01/1992 | |
| MA | | LEON | TALLAHASSEE | ORGANIZATIONAL MAINT SHOP | X - 01171 | 3,141 | 01/01/1975 | Others |
| MA | | PALM BEACH | WEST PALM BEACH | ORGANIZATIONAL MAINTENANCE SHOP | X - 01177 | 5,660 | 01/01/1982 | Others |
| MA | | PINELLAS | SAINT PETERSBURG | ORGANIZATIONAL MAINT SHOP | X - 03276 | 3,116 | 01/01/1958 | |
| MA | | POLK | HAINES CITY | ORGANIZATIONAL MAINT SHOP | X - 01133 | 5,085 | 01/01/1976 | |
| MA | | SARASOTA | SARASOTA | ORGANIZATIONAL MAINT SHOP | X - 03094 | 3,192 | 01/01/1960 | |
| MA | | ST JOHNS | SAINT AUGUSTINE | STATE ARSENAL USPFO | X - 01243 | 14,040 | 01/01/1984 | |
| MA | | ST JOHNS | SAINT AUGUSTINE | STATE ARSENAL STORAGE | X - 03091 | 1,628 | 01/01/1885 | |
| MA | | ST JOHNS | SAINT AUGUSTINE | STATE ARSENAL GROUNDS | X - 03092 | 2,145 | 01/01/1924 | |
| MA | | ST JOHNS | SAINT AUGUSTINE | STATE ARSENAL???? | X - 03093 | 2,574 | 01/01/1924 | |

FACILITIES DELETED IN CYCLE 7B

**DEPARTMENT OF MANAGEMENT SERVICES
STATE FACILITIES INVENTORY**

June, 2005

Deleted Facilities Short List

Page 6 of 6

| <i>Ag</i> | <i>Regi</i> | <i>County</i> | <i>City</i> | <i>Facility</i> | <i>DMS #</i> | <i>Total Area</i> | <i>Built</i> | <i>Action</i> |
|--|-------------|---------------|-------------|-----------------|--------------|-------------------|--------------|---------------|
| TOTAL BUILDINGS DELETED THIS CYCLE: | | | | | | 134 | | |
| TOTAL GROSS SQUARE FEET DELETED THIS CYCLE: | | | | | | 1,026,458 | | |

FACILITIES DELETED IN CYCLE 7B

**DEPARTMENT OF MANAGEMENT SERVICES
STATE FACILITIES INVENTORY**

Agency Cycle Summary Comparisons

May , 2005

| Agency | 2003/2004 7A | | 2004/2005 7B | |
|---------------|------------------------|--------------------------|------------------------|--------------------------|
| | Total Buildings | Total Gross Sq Ft | Total Buildings | Total Gross Sq Ft |
| AGCS | 213 | 3,261,916 | 213 | 3,261,916 |
| AWI | 18 | 538,932 | 18 | 538,932 |
| DCF | 514 | 6,405,748 | 515 | 6,409,548 |
| DCIT | 1 | 39,836 | 1 | 39,836 |
| DEP | 121 | 746,250 | 122 | 752,010 |
| DFS | 8 | 93,843 | 8 | 93,843 |
| DJJ | 295 | 3,412,485 | 318 | 3,278,811 |
| DLE | 1 | 111,610 | 1 | 111,610 |
| DMS | 122 | 12,140,255 | 122 | 12,140,255 |
| DOC | 1,744 | 17,137,917 | 1,747 | 17,164,118 |
| DOE | 43 | 913,820 | 47 | 1,089,398 |
| DOH | 26 | 828,825 | 29 | 884,523 |
| DOS | 24 | 176,853 | 24 | 176,853 |
| DOT | 352 | 4,290,299 | 325 | 4,207,878 |
| FDVA | 7 | 423,737 | 7 | 423,737 |
| FWCC | 39 | 457,913 | 40 | 469,913 |
| HSMV | 65 | 864,083 | 65 | 864,083 |
| JB | 6 | 419,125 | 6 | 419,125 |
| MA | 208 | 2,275,623 | 110 | 1,536,882 |
| PRID | 71 | 898,458 | 71 | 898,458 |
| Totals | 3,878 | 55,437,528 | 3,789 | 54,761,729 |

Agency Cycle Summary Comparisons

**DEPARTMENT OF MANAGEMENT SERVICES
STATE FACILITIES INVENTORY**

May, 2005

Page 1 of 20

County Summary

DEPARTMENT OF AGRICULTURE AND CONSUMER SERVICES "AGCS"

| | | 2003/2004 7A | | 2004/2005 7B | | | | 2003/2004 7A | | 2004/2005 7B | | | |
|--------------|-------|--------------|-------|--------------|-----|------------|----------------|--------------|------------------|--------------|------------------|----------|--|
| County | Bldgs | Sq Ft | Bldgs | Sq Ft | Dif | County | Bldgs | Sq Ft | Bldgs | Sq Ft | Dif | | |
| ALACHUA | 9 | 111,786 | 9 | 111,786 | | BAY | 3 | 13,750 | 3 | 13,750 | | | |
| BRADFORD | 2 | 14,548 | 2 | 14,548 | | BROWARD | 7 | 169,366 | 7 | 169,366 | | | |
| CITRUS | 3 | 9,125 | 3 | 9,125 | | COLLIER | 6 | 180,808 | 6 | 180,808 | | | |
| COLUMBIA | 6 | 40,749 | 6 | 40,749 | | DADE | 12 | 310,089 | 12 | 310,089 | | | |
| DESOTO | 1 | 96,980 | 1 | 96,980 | | DUVAL | 1 | 6,660 | 1 | 6,660 | | | |
| FLAGLER | 3 | 12,480 | 3 | 12,480 | | FRANKLIN | 1 | 8,520 | 1 | 8,520 | | | |
| GADSDEN | 4 | 149,000 | 4 | 149,000 | | GILCHRIST | 3 | 16,829 | 3 | 16,829 | | | |
| HARDEE | 3 | 118,455 | 3 | 118,455 | | HERNANDO | 12 | 64,238 | 12 | 64,238 | | | |
| HILLSBOROUGH | 12 | 232,041 | 12 | 232,041 | | HOLMES | 5 | 35,420 | 5 | 35,420 | | | |
| LEE | 9 | 216,562 | 9 | 216,562 | | LEON | 14 | 332,966 | 14 | 332,966 | | | |
| LEVY | 8 | 58,711 | 8 | 58,711 | | MADISON | 1 | 22,934 | 1 | 22,934 | | | |
| MANATEE | 2 | 9,640 | 2 | 9,640 | | MARION | 5 | 120,960 | 5 | 120,960 | | | |
| NASSAU | 4 | 34,550 | 4 | 34,550 | | OKEECHOBEE | 3 | 12,493 | 3 | 12,493 | | | |
| ORANGE | 2 | 10,750 | 2 | 10,750 | | OSCEOLA | 2 | 24,174 | 2 | 24,174 | | | |
| PALM BEACH | 2 | 10,350 | 2 | 10,350 | | PASCO | 1 | 4,000 | 1 | 4,000 | | | |
| POLK | 19 | 260,048 | 19 | 260,048 | | PUTNAM | 3 | 16,594 | 3 | 16,594 | | | |
| SANTA ROSA | 20 | 117,056 | 20 | 117,056 | | SEMINOLE | 3 | 60,552 | 3 | 60,552 | | | |
| ST LUCIE | 12 | 225,037 | 12 | 225,037 | | SUWANNEE | 7 | 115,895 | 7 | 115,895 | | | |
| TAYLOR | 3 | 17,800 | 3 | 17,800 | | | | | | | | | |
| | | | | | | | Totals: | 213 | 3,261,916 | 213 | 3,261,916 | 0 | |

DEPARTMENT OF AGRICULTURE AND CONSUMER SERVICES "AGCS"

DEPARTMENT OF MANAGEMENT SERVICES
STATE FACILITIES INVENTORY

May, 2005

Page 2 of 20

County Summary

AGENCY FOR WORKFORCE INNOVATION "AWI"

| | | 2003/2004 7A | | 2004/2005 7B | | | | 2003/2004 7A | | 2004/2005 7B | | | |
|--------------|-------|--------------|-------|--------------|-----|----------|----------------|--------------|----------------|--------------|----------------|----------|--|
| County | Bldgs | Sq Ft | Bldgs | Sq Ft | Dif | County | Bldgs | Sq Ft | Bldgs | Sq Ft | Dif | | |
| ALACHUA | 1 | 18,000 | 1 | 18,000 | | BAY | 1 | 7,196 | 1 | 7,196 | | | |
| BROWARD | 6 | 105,583 | 6 | 105,583 | | DUVAL | 1 | 52,000 | 1 | 52,000 | | | |
| HILLSBOROUGH | 1 | 90,000 | 1 | 90,000 | | LEON | 2 | 187,900 | 2 | 187,900 | | | |
| MARION | 1 | 17,760 | 1 | 17,760 | | OKALOOSA | 1 | 4,037 | 1 | 4,037 | | | |
| PINELLAS | 1 | 12,463 | 1 | 12,463 | | POLK | 2 | 31,653 | 2 | 31,653 | | | |
| VOLUSIA | 1 | 12,340 | 1 | 12,340 | | | | | | | | | |
| | | | | | | | Totals: | 18 | 538,932 | 18 | 538,932 | 0 | |

AGENCY FOR WORKFORCE INNOVATION "AWI"

**DEPARTMENT OF MANAGEMENT SERVICES
STATE FACILITIES INVENTORY**

May, 2005

Page 3 of 20

County Summary

DEPARTMENT OF CHILDREN AND FAMILIES "DCF"

| | | <i>2003/2004 7A</i> | | <i>2004/2005 7B</i> | | | | <i>2003/2004 7A</i> | | <i>2004/2005 7B</i> | | | |
|---------------|--------------|---------------------|--------------|---------------------|------------|---------------|----------------|---------------------|------------------|---------------------|------------------|----------|--|
| <i>County</i> | <i>Bldgs</i> | <i>Sq Ft</i> | <i>Bldgs</i> | <i>Sq Ft</i> | <i>Dif</i> | <i>County</i> | <i>Bldgs</i> | <i>Sq Ft</i> | <i>Bldgs</i> | <i>Sq Ft</i> | <i>Dif</i> | | |
| ALACHUA | 96 | 788,981 | 96 | 788,981 | | BAKER | 44 | 620,498 | 44 | 620,498 | | | |
| BAY | 4 | 22,706 | 4 | 22,706 | | BREVARD | 9 | 38,393 | 9 | 38,393 | | | |
| BROWARD | 53 | 591,151 | 54 | 594,951 | 1 | COLUMBIA | 3 | 9,606 | 3 | 9,606 | | | |
| DADE | 63 | 893,484 | 63 | 893,484 | | DESOTO | 17 | 199,860 | 17 | 199,860 | | | |
| DUVAL | 14 | 193,419 | 14 | 193,419 | | ESCAMBIA | 3 | 14,940 | 3 | 14,940 | | | |
| GADSDEN | 69 | 1,706,384 | 69 | 1,706,384 | | GULF | 1 | 3,665 | 1 | 3,665 | | | |
| HIGHLANDS | 3 | 13,702 | 3 | 13,702 | | HILLSBOROUGH | 7 | 139,125 | 7 | 139,125 | | | |
| JACKSON | 51 | 422,243 | 51 | 422,243 | | LEE | 37 | 311,036 | 37 | 311,036 | | | |
| LEON | 15 | 245,715 | 15 | 245,715 | | MARION | 3 | 12,267 | 3 | 12,267 | | | |
| MARTIN | 3 | 14,670 | 3 | 14,670 | | ORANGE | 3 | 18,006 | 3 | 18,006 | | | |
| PALM BEACH | 4 | 29,009 | 4 | 29,009 | | PINELLAS | 5 | 32,350 | 5 | 32,350 | | | |
| POLK | 3 | 12,657 | 3 | 12,657 | | SANTA ROSA | 1 | 59,224 | 1 | 59,224 | | | |
| VOLUSIA | 3 | 12,657 | 3 | 12,657 | | | | | | | | | |
| | | | | | | | Totals: | 514 | 6,405,748 | 515 | 6,409,548 | 1 | |

DEPARTMENT OF CHILDREN AND FAMILIES "DCF"

**DEPARTMENT OF MANAGEMENT SERVICES
STATE FACILITIES INVENTORY**

May, 2005

Page 4 of 20

County Summary

| DEPARTMENT OF CITRUS "DCIT" | | | | | | | | | | | | |
|------------------------------------|--------------|---------------------|--------------|---------------------|------------|---------------|----------------|---------------------|---------------|---------------------|---------------|----------|
| | | 2003/2004 7A | | 2004/2005 7B | | | | 2003/2004 7A | | 2004/2005 7B | | |
| County | Bldgs | Sq Ft | Bldgs | Sq Ft | Dif | County | Bldgs | Sq Ft | Bldgs | Sq Ft | Dif | |
| POLK | 1 | 39,836 | 1 | 39,836 | | | | | | | | |
| | | | | | | | Totals: | 1 | 39,836 | 1 | 39,836 | 0 |
| DEPARTMENT OF CITRUS "DCIT" | | | | | | | | | | | | |

**DEPARTMENT OF MANAGEMENT SERVICES
STATE FACILITIES INVENTORY**

May, 2005

County Summary

DEPARTMENT OF ENVIRONMENTAL PROTECTION "DEP"

| | | 2003/2004 7A | | 2004/2005 7B | | | | 2003/2004 7A | | 2004/2005 7B | | | |
|--------------|-------|--------------|-------|--------------|-----|--------------|----------------|--------------|----------------|--------------|----------------|----------|--|
| County | Bldgs | Sq Ft | Bldgs | Sq Ft | Dif | County | Bldgs | Sq Ft | Bldgs | Sq Ft | Dif | | |
| ALACHUA | 11 | 52,777 | 11 | 52,777 | | BROWARD | 11 | 37,154 | 11 | 37,154 | | | |
| CITRUS | 9 | 56,400 | 9 | 56,400 | | CLAY | 1 | 4,300 | 1 | 4,300 | | | |
| COLLIER | 2 | 6,346 | 2 | 6,346 | | DADE | 4 | 12,103 | 4 | 12,103 | | | |
| DUVAL | 2 | 31,507 | 2 | 31,507 | | FRANKLIN | 2 | 11,892 | 2 | 11,892 | | | |
| HAMILTON | 7 | 47,568 | 7 | 47,568 | | HIGHLANDS | 3 | 10,415 | 3 | 10,415 | | | |
| HILLSBOROUGH | 5 | 23,936 | 5 | 23,936 | | INDIAN RIVER | 1 | 3,700 | 1 | 3,700 | | | |
| JACKSON | 1 | 4,525 | 1 | 4,525 | | LEE | 6 | 27,243 | 6 | 27,243 | | | |
| LEON | 5 | 70,903 | 5 | 70,903 | | LEVY | 1 | 5,820 | 1 | 5,820 | | | |
| LIBERTY | 1 | 4,700 | 1 | 4,700 | | MANATEE | 2 | 12,257 | 2 | 12,257 | | | |
| MARION | 4 | 20,600 | 4 | 20,600 | | MARTIN | 6 | 34,039 | 6 | 34,039 | | | |
| MONROE | 15 | 137,861 | 15 | 137,861 | | NASSAU | 2 | 11,120 | 2 | 11,120 | | | |
| PALM BEACH | 3 | 12,845 | 3 | 12,845 | | PINELLAS | 1 | 5,616 | 1 | 5,616 | | | |
| POLK | 1 | 3,024 | 1 | 3,024 | | PUTNAM | 1 | 14,411 | 1 | 14,411 | | | |
| SARASOTA | 1 | 3,904 | 1 | 3,904 | | TAYLOR | 1 | 3,700 | 1 | 3,700 | | | |
| VOLUSIA | 5 | 21,050 | 5 | 21,050 | | WAKULLA | 6 | 49,376 | 6 | 49,376 | | | |
| WALTON | 1 | 5,158 | 1 | 5,158 | | WASHINGTON | 0 | 0 | 1 | 5,760 | 1 | | |
| | | | | | | | Totals: | 121 | 746,250 | 122 | 752,010 | 1 | |

DEPARTMENT OF ENVIRONMENTAL PROTECTION "DEP"

**DEPARTMENT OF MANAGEMENT SERVICES
STATE FACILITIES INVENTORY**

May, 2005

Page 6 of 20

County Summary

DEPARTMENT OF FINANCIAL SERVICES "DFS"

| | | <i>2003/2004 7A</i> | | <i>2004/2005 7B</i> | | | | <i>2003/2004 7A</i> | | <i>2004/2005 7B</i> | | | |
|---------------|--------------|---------------------|--------------|---------------------|------------|---------------|----------------|---------------------|---------------|---------------------|---------------|----------|--|
| <i>County</i> | <i>Bldgs</i> | <i>Sq Ft</i> | <i>Bldgs</i> | <i>Sq Ft</i> | <i>Dif</i> | <i>County</i> | <i>Bldgs</i> | <i>Sq Ft</i> | <i>Bldgs</i> | <i>Sq Ft</i> | <i>Dif</i> | | |
| GADSDEN | 1 | 10,678 | 1 | 10,678 | | MARION | 7 | 83,165 | 7 | 83,165 | | | |
| | | | | | | | Totals: | 8 | 93,843 | 8 | 93,843 | 0 | |

DEPARTMENT OF FINANCIAL SERVICES "DFS"

**DEPARTMENT OF MANAGEMENT SERVICES
STATE FACILITIES INVENTORY**

May, 2005

County Summary

DEPARTMENT OF JUVENILE JUSTICE "DJJ"

| | | 2003/2004 7A | | 2004/2005 7B | | | | 2003/2004 7A | | 2004/2005 7B | | | |
|------------|-------|--------------|-------|--------------|-----|--------------|----------------|--------------|------------------|--------------|------------------|-----------|--|
| County | Bldgs | Sq Ft | Bldgs | Sq Ft | Dif | County | Bldgs | Sq Ft | Bldgs | Sq Ft | Dif | | |
| ALACHUA | 2 | 32,124 | 3 | 35,604 | 1 | BAY | 1 | 22,171 | 1 | 22,171 | | | |
| BREVARD | 2 | 27,439 | 2 | 27,439 | | BROWARD | 7 | 136,858 | 6 | 133,058 | -1 | | |
| CITRUS | 1 | 40,850 | 1 | 40,850 | | COLLIER | 0 | 0 | 3 | 30,410 | 3 | | |
| DADE | 37 | 320,003 | 42 | 395,463 | 5 | DESOTO | 66 | 1,296,594 | 66 | 668,347 | | | |
| DUVAL | 5 | 85,801 | 8 | 96,525 | 3 | ESCAMBIA | 1 | 10,116 | 1 | 10,116 | | | |
| HAMILTON | 4 | 13,390 | 4 | 13,390 | | HILLSBOROUGH | 11 | 161,614 | 11 | 161,614 | | | |
| JACKSON | 42 | 257,121 | 37 | 273,021 | -5 | JEFFERSON | 1 | 15,260 | 1 | 15,260 | | | |
| LEE | 2 | 30,740 | 2 | 30,740 | | LEON | 3 | 43,295 | 3 | 43,295 | | | |
| LIBERTY | 1 | 28,014 | 1 | 28,014 | | MADISON | 1 | 17,000 | 1 | 17,000 | | | |
| MANATEE | 1 | 26,640 | 1 | 26,640 | | MARION | 7 | 48,935 | 9 | 98,152 | 2 | | |
| MARTIN | 0 | 0 | 1 | 16,860 | 1 | MONROE | 0 | 0 | 1 | 60,000 | 1 | | |
| NASSAU | 3 | 15,738 | 3 | 15,738 | | OKALOOSA | 7 | 87,436 | 7 | 87,436 | | | |
| OKEECHOBEE | 35 | 201,268 | 38 | 252,636 | 3 | ORANGE | 10 | 117,736 | 10 | 117,736 | | | |
| PALM BEACH | 3 | 49,893 | 10 | 179,903 | 7 | PASCO | 1 | 16,593 | 1 | 16,593 | | | |
| PINELLAS | 3 | 45,318 | 3 | 45,318 | | POLK | 29 | 165,592 | 29 | 165,592 | | | |
| SANTA ROSA | 1 | 7,248 | 2 | 22,433 | 1 | SEMINOLE | 1 | 12,712 | 1 | 12,712 | | | |
| ST JOHNS | 0 | 0 | 2 | 39,759 | 2 | ST LUCIE | 1 | 26,217 | 1 | 26,217 | | | |
| VOLUSIA | 4 | 45,851 | 4 | 45,851 | | WASHINGTON | 2 | 6,918 | 2 | 6,918 | | | |
| | | | | | | | Totals: | 295 | 3,412,485 | 318 | 3,278,811 | 23 | |

DEPARTMENT OF JUVENILE JUSTICE "DJJ"

**DEPARTMENT OF MANAGEMENT SERVICES
STATE FACILITIES INVENTORY**

May, 2005

Page 8 of 20

County Summary

DEPARTMENT OF LAW ENFORCEMENT "DLE"

| | | <i>2003/2004 7A</i> | | <i>2004/2005 7B</i> | | | | <i>2003/2004 7A</i> | | <i>2004/2005 7B</i> | | | |
|---------------|--------------|---------------------|--------------|---------------------|------------|---------------|----------------|---------------------|----------------|---------------------|----------------|----------|--|
| <i>County</i> | <i>Bldgs</i> | <i>Sq Ft</i> | <i>Bldgs</i> | <i>Sq Ft</i> | <i>Dif</i> | <i>County</i> | <i>Bldgs</i> | <i>Sq Ft</i> | <i>Bldgs</i> | <i>Sq Ft</i> | <i>Dif</i> | | |
| HILLSBOROUGH | 1 | 111,610 | 1 | 111,610 | | | | | | | | | |
| | | | | | | | Totals: | 1 | 111,610 | 1 | 111,610 | 0 | |

DEPARTMENT OF LAW ENFORCEMENT "DLE"

**DEPARTMENT OF MANAGEMENT SERVICES
STATE FACILITIES INVENTORY**

May, 2005

Page 9 of 20

County Summary

DEPARTMENT OF MANAGEMENT SERVICES "DMS"

| | | 2003/2004 7A | | 2004/2005 7B | | | | 2003/2004 7A | | 2004/2005 7B | | | |
|---------------|--------------|---------------------|--------------|---------------------|------------|---------------|----------------|---------------------|-------------------|---------------------|-------------------|----------|--|
| County | Bldgs | Sq Ft | Bldgs | Sq Ft | Dif | County | Bldgs | Sq Ft | Bldgs | Sq Ft | Dif | | |
| ALACHUA | 2 | 55,088 | 2 | 55,088 | | BRADFORD | 5 | 126,280 | 5 | 126,280 | | | |
| BROWARD | 2 | 254,524 | 2 | 254,524 | | DADE | 8 | 981,197 | 8 | 981,197 | | | |
| DUVAL | 6 | 300,185 | 6 | 300,185 | | ESCAMBIA | 1 | 110,884 | 1 | 110,884 | | | |
| HILLSBOROUGH | 2 | 179,316 | 2 | 179,316 | | LEE | 2 | 489,778 | 2 | 489,778 | | | |
| LEON | 80 | 7,830,636 | 80 | 7,830,636 | | MONROE | 1 | 42,856 | 1 | 42,856 | | | |
| ORANGE | 5 | 927,027 | 5 | 927,027 | | PALM BEACH | 1 | 100,831 | 1 | 100,831 | | | |
| PINELLAS | 2 | 228,892 | 2 | 228,892 | | POLK | 2 | 190,440 | 2 | 190,440 | | | |
| ST LUCIE | 1 | 89,816 | 1 | 89,816 | | VOLUSIA | 2 | 232,505 | 2 | 232,505 | | | |
| | | | | | | | Totals: | 122 | 12,140,255 | 122 | 12,140,255 | 0 | |

DEPARTMENT OF MANAGEMENT SERVICES "DMS"

**DEPARTMENT OF MANAGEMENT SERVICES
STATE FACILITIES INVENTORY**

May, 2005

County Summary

DEPARTMENT OF CORRECTIONS "DOC"

| 2003/2004 7A | | 2004/2005 7B | | Dif | County | 2003/2004 7A | | 2004/2005 7B | | Dif | |
|--------------|-------|--------------|-------|---------|----------------|--------------|-------------------|--------------|-------------------|----------|-------|
| County | Bldgs | Sq Ft | Bldgs | | | Sq Ft | Bldgs | Sq Ft | Bldgs | | Sq Ft |
| ALACHUA | 20 | 134,712 | 20 | 134,712 | BAKER | 28 | 282,617 | 28 | 282,617 | | |
| BAY | 1 | 13,601 | 1 | 13,601 | BRADFORD | 80 | 933,718 | 80 | 933,718 | | |
| BREVARD | 25 | 320,267 | 25 | 320,267 | BROWARD | 27 | 242,628 | 27 | 242,628 | | |
| CALHOUN | 28 | 232,236 | 28 | 232,236 | CHARLOTTE | 30 | 299,947 | 30 | 299,947 | | |
| COLUMBIA | 27 | 282,503 | 27 | 282,503 | DADE | 98 | 1,252,165 | 98 | 1,252,165 | | |
| DESOTO | 33 | 344,814 | 33 | 344,814 | DIXIE | 30 | 228,246 | 30 | 228,246 | | |
| DUVAL | 2 | 19,246 | 2 | 19,246 | ESCAMBIA | 33 | 303,680 | 33 | 303,680 | | |
| FRANKLIN | 6 | 34,682 | 6 | 34,682 | GADSDEN | 13 | 225,950 | 13 | 225,950 | | |
| GILCHRIST | 36 | 242,634 | 36 | 242,634 | GULF | 51 | 521,570 | 51 | 521,570 | | |
| HAMILTON | 47 | 474,045 | 47 | 474,045 | HARDEE | 37 | 345,279 | 37 | 345,279 | | |
| HENDRY | 45 | 355,745 | 47 | 378,030 | 2 | HERNANDO | 11 | 76,018 | 11 | 76,018 | |
| HILLSBOROUGH | 22 | 146,451 | 22 | 146,451 | HOLMES | 28 | 240,174 | 29 | 244,090 | 1 | |
| INDIAN RIVER | 20 | 126,170 | 20 | 126,170 | JACKSON | 77 | 775,798 | 77 | 775,798 | | |
| JEFFERSON | 26 | 219,251 | 26 | 219,251 | LAFAYETTE | 37 | 268,150 | 37 | 268,150 | | |
| LAKE | 31 | 301,977 | 31 | 301,977 | LEE | 2 | 15,594 | 2 | 15,594 | | |
| LEON | 2 | 26,643 | 2 | 26,643 | LEVY | 8 | 32,906 | 8 | 32,906 | | |
| LIBERTY | 29 | 257,946 | 29 | 257,946 | MADISON | 32 | 248,858 | 32 | 248,858 | | |
| MANATEE | 2 | 11,200 | 2 | 11,200 | MARION | 86 | 749,327 | 86 | 749,327 | | |
| MARTIN | 36 | 372,234 | 36 | 372,234 | MONROE | 2 | 14,182 | 2 | 14,182 | | |
| OKALOOSA | 27 | 243,347 | 27 | 243,347 | OKEECHOBEE | 30 | 379,772 | 30 | 379,772 | | |
| ORANGE | 52 | 517,358 | 52 | 517,358 | OSCEOLA | 3 | 17,100 | 3 | 17,100 | | |
| PALM BEACH | 37 | 453,539 | 37 | 453,539 | PASCO | 21 | 203,793 | 21 | 203,793 | | |
| PINELLAS | 9 | 56,235 | 9 | 56,235 | POLK | 92 | 650,606 | 92 | 650,606 | | |
| PUTNAM | 11 | 85,138 | 11 | 85,138 | SANTA ROSA | 30 | 364,272 | 30 | 364,272 | | |
| ST LUCIE | 1 | 9,540 | 1 | 9,540 | SUMTER | 31 | 460,275 | 31 | 460,275 | | |
| TAYLOR | 44 | 481,782 | 44 | 481,782 | UNION | 97 | 1,186,089 | 97 | 1,186,089 | | |
| VOLUSIA | 29 | 239,189 | 29 | 239,189 | WAKULLA | 25 | 279,974 | 25 | 279,974 | | |
| WALTON | 29 | 244,844 | 29 | 244,844 | WASHINGTON | 28 | 291,900 | 28 | 291,900 | | |
| | | | | | Totals: | 1744 | 17,137,917 | 1747 | 17,164,118 | 3 | |

DEPARTMENT OF CORRECTIONS "DOC"

**DEPARTMENT OF MANAGEMENT SERVICES
STATE FACILITIES INVENTORY**

May, 2005

Page 11 of 20

County Summary

| DEPARTMENT OF EDUCATION "DOE" | | | | | | | | | | | | |
|--------------------------------------|---------------------|--------------|---------------------|--------------|------------|---------------|---------------------|--------------|---------------------|--------------|------------------|----------|
| County | 2003/2004 7A | | 2004/2005 7B | | Dif | County | 2003/2004 7A | | 2004/2005 7B | | Dif | |
| | Bldgs | Sq Ft | Bldgs | Sq Ft | | | Bldgs | Sq Ft | Bldgs | Sq Ft | | |
| DADE | 1 | 21,250 | 1 | 21,250 | | DUVAL | 1 | 55,000 | 1 | 55,000 | | |
| HILLSBOROUGH | 1 | 46,173 | 1 | 46,173 | | ORANGE | 1 | 47,000 | 1 | 47,000 | | |
| PALM BEACH | 1 | 33,200 | 1 | 33,200 | | ST JOHNS | 38 | 711,197 | 37 | 746,275 | -1 | |
| VOLUSIA | 0 | 0 | 5 | 140,500 | 5 | | | | | | | |
| | | | | | | | Totals: | 43 | 913,820 | 47 | 1,089,398 | 4 |
| DEPARTMENT OF EDUCATION "DOE" | | | | | | | | | | | | |

**DEPARTMENT OF MANAGEMENT SERVICES
STATE FACILITIES INVENTORY**

May, 2005

Page 12 of 20

County Summary

DEPARTMENT OF HEALTH "DOH"

| | | <i>2003/2004 7A</i> | | <i>2004/2005 7B</i> | | | | <i>2003/2004 7A</i> | | <i>2004/2005 7B</i> | | | |
|---------------|--------------|---------------------|--------------|---------------------|------------|---------------|----------------|---------------------|----------------|---------------------|----------------|----------|--|
| <i>County</i> | <i>Bldgs</i> | <i>Sq Ft</i> | <i>Bldgs</i> | <i>Sq Ft</i> | <i>Dif</i> | <i>County</i> | <i>Bldgs</i> | <i>Sq Ft</i> | <i>Bldgs</i> | <i>Sq Ft</i> | <i>Dif</i> | | |
| ALACHUA | 1 | 66,800 | 1 | 66,800 | | BREVARD | 1 | 9,900 | 1 | 9,900 | | | |
| BROWARD | 1 | 48,000 | 1 | 48,000 | | DADE | 1 | 84,800 | 1 | 84,800 | | | |
| DUVAL | 8 | 250,340 | 9 | 250,340 | 1 | ESCAMBIA | 1 | 8,625 | 3 | 64,323 | 2 | | |
| HILLSBOROUGH | 1 | 41,000 | 1 | 41,000 | | LEON | 1 | 31,500 | 1 | 31,500 | | | |
| ORANGE | 1 | 8,896 | 1 | 8,896 | | PALM BEACH | 10 | 278,964 | 10 | 278,964 | | | |
| | | | | | | | Totals: | 26 | 828,825 | 29 | 884,523 | 3 | |

DEPARTMENT OF HEALTH "DOH"

**DEPARTMENT OF MANAGEMENT SERVICES
STATE FACILITIES INVENTORY**

May, 2005

Page 13 of 20

County Summary

| DEPARTMENT OF STATE "DOS" | | | | | | | | | | | | |
|----------------------------------|--------------|---------------------|--------------|---------------------|------------|---------------|----------------|---------------------|----------------|---------------------|----------------|----------|
| | | 2003/2004 7A | | 2004/2005 7B | | | | 2003/2004 7A | | 2004/2005 7B | | |
| County | Bldgs | Sq Ft | Bldgs | Sq Ft | Dif | County | Bldgs | Sq Ft | Bldgs | Sq Ft | Dif | |
| DADE | 1 | 45,000 | 1 | 45,000 | | LEON | 17 | 77,904 | 17 | 77,904 | | |
| MONROE | 2 | 16,758 | 2 | 16,758 | | ST JOHNS | 4 | 37,191 | 4 | 37,191 | | |
| | | | | | | | Totals: | 24 | 176,853 | 24 | 176,853 | 0 |
| DEPARTMENT OF STATE "DOS" | | | | | | | | | | | | |

**DEPARTMENT OF MANAGEMENT SERVICES
STATE FACILITIES INVENTORY**

May, 2005

Page 14 of 20

County Summary

DEPARTMENT OF TRANSPORTATION "DOT"

| | | 2003/2004 7A | | 2004/2005 7B | | | | 2003/2004 7A | | 2004/2005 7B | | | |
|--------------|-------|--------------|-------|--------------|-----|------------|----------------|--------------|------------------|--------------|------------------|------------|--|
| County | Bldgs | Sq Ft | Bldgs | Sq Ft | Dif | County | Bldgs | Sq Ft | Bldgs | Sq Ft | Dif | | |
| ALACHUA | 29 | 341,067 | 16 | 220,623 | -13 | BAY | 5 | 36,623 | 5 | 36,623 | | | |
| BREVARD | 7 | 26,502 | 7 | 26,502 | | BROWARD | 33 | 452,557 | 30 | 447,265 | -3 | | |
| CHARLOTTE | 1 | 3,437 | 1 | 3,437 | | COLLIER | 6 | 32,836 | 1 | 5,680 | -5 | | |
| COLUMBIA | 15 | 209,902 | 15 | 209,902 | | DADE | 30 | 446,796 | 29 | 477,264 | -1 | | |
| DESOTO | 3 | 11,440 | 3 | 11,440 | | DUVAL | 9 | 111,300 | 9 | 111,300 | | | |
| ESCAMBIA | 4 | 42,175 | 1 | 14,805 | -3 | GADSDEN | 8 | 75,609 | 8 | 75,609 | | | |
| HAMILTON | 1 | 12,810 | 1 | 19,346 | | HENDRY | 2 | 7,888 | 3 | 15,188 | 1 | | |
| HERNANDO | 8 | 68,734 | 7 | 60,682 | -1 | HIGHLANDS | 1 | 3,600 | 1 | 3,600 | | | |
| HILLSBOROUGH | 18 | 286,624 | 18 | 285,024 | | HOLMES | 1 | 4,633 | 1 | 4,633 | | | |
| JACKSON | 5 | 23,704 | 6 | 31,104 | 1 | LAKE | 9 | 68,579 | 9 | 68,579 | | | |
| LEE | 6 | 37,511 | 6 | 37,511 | | LEON | 7 | 289,012 | 7 | 289,012 | | | |
| LEVY | 3 | 28,448 | 4 | 33,722 | 1 | MANATEE | 1 | 4,878 | 2 | 12,930 | 1 | | |
| MARION | 4 | 17,277 | 4 | 17,277 | | MARTIN | 4 | 17,076 | 4 | 33,784 | | | |
| MONROE | 1 | 17,155 | 1 | 17,155 | | OKEECHOBEE | 3 | 30,561 | 3 | 30,561 | | | |
| ORANGE | 21 | 335,482 | 16 | 308,262 | -5 | OSCEOLA | 4 | 35,176 | 4 | 35,176 | | | |
| PALM BEACH | 14 | 173,330 | 13 | 178,314 | -1 | PASCO | 4 | 25,413 | 4 | 25,413 | | | |
| PINELLAS | 11 | 67,981 | 10 | 67,474 | -1 | POLK | 15 | 224,110 | 15 | 280,478 | | | |
| SANTA ROSA | 1 | 4,040 | 4 | 36,436 | 3 | SARASOTA | 3 | 12,721 | 3 | 12,721 | | | |
| SEMINOLE | 7 | 38,560 | 9 | 45,760 | 2 | ST JOHNS | 6 | 47,687 | 6 | 47,687 | | | |
| ST LUCIE | 13 | 100,319 | 13 | 100,319 | | SUMTER | 3 | 26,444 | 3 | 26,444 | | | |
| TAYLOR | 4 | 34,371 | 4 | 34,371 | | VOLUSIA | 11 | 273,634 | 9 | 249,339 | -2 | | |
| WALTON | 2 | 8,280 | 2 | 8,280 | | WASHINGTON | 9 | 174,017 | 8 | 150,846 | -1 | | |
| | | | | | | | Totals: | 352 | 4,290,299 | 325 | 4,207,878 | -27 | |

DEPARTMENT OF TRANSPORTATION "DOT"

**DEPARTMENT OF MANAGEMENT SERVICES
STATE FACILITIES INVENTORY**

May, 2005

Page 15 of 20

County Summary

| FLORIDA DEPARTMENT OF VETERANS AFFAIRS "FDVA" | | | | | | | | | | | | |
|--|--------------|---------------------|--------------|---------------------|------------|---------------|----------------|---------------------|----------------|---------------------|----------------|----------|
| | | 2003/2004 7A | | 2004/2005 7B | | | | 2003/2004 7A | | 2004/2005 7B | | |
| County | Bldgs | Sq Ft | Bldgs | Sq Ft | Dif | County | Bldgs | Sq Ft | Bldgs | Sq Ft | Dif | |
| BAY | 1 | 69,230 | 1 | 69,230 | | BROWARD | 1 | 69,230 | 1 | 69,230 | | |
| CHARLOTTE | 1 | 69,230 | 1 | 69,230 | | COLUMBIA | 2 | 73,342 | 2 | 73,342 | | |
| PASCO | 1 | 73,475 | 1 | 73,475 | | VOLUSIA | 1 | 69,230 | 1 | 69,230 | | |
| | | | | | | | Totals: | 7 | 423,737 | 7 | 423,737 | 0 |
| FLORIDA DEPARTMENT OF VETERANS AFFAIRS "FDVA" | | | | | | | | | | | | |

**DEPARTMENT OF MANAGEMENT SERVICES
STATE FACILITIES INVENTORY**

May, 2005

Page 16 of 20

County Summary

DEPARTMENT OF FISH AND WILDLIFE CONSERVATION COMMISSION "FWCC"

| | | 2003/2004 7A | | 2004/2005 7B | | | | 2003/2004 7A | | 2004/2005 7B | | | |
|---------------|--------------|---------------------|--------------|---------------------|------------|---------------|----------------|---------------------|----------------|---------------------|----------------|----------|--|
| County | Bldgs | Sq Ft | Bldgs | Sq Ft | Dif | County | Bldgs | Sq Ft | Bldgs | Sq Ft | Dif | | |
| ALACHUA | 1 | 13,263 | 1 | 13,263 | | BAY | 3 | 11,504 | 3 | 11,504 | | | |
| BROWARD | 1 | 14,000 | 1 | 14,000 | | CHARLOTTE | 1 | 5,122 | 1 | 5,122 | | | |
| CITRUS | 1 | 5,006 | 1 | 5,006 | | COLUMBIA | 1 | 5,652 | 1 | 5,652 | | | |
| DADE | 1 | 11,741 | 1 | 11,741 | | DUVAL | 1 | 2,304 | 1 | 2,304 | | | |
| ESCAMBIA | 1 | 3,532 | 1 | 3,532 | | GADSDEN | 2 | 12,066 | 2 | 12,066 | | | |
| GULF | 1 | 9,000 | 1 | 9,000 | | HERNANDO | 1 | 9,000 | 1 | 9,000 | | | |
| HILLSBOROUGH | 1 | 3,381 | 1 | 3,381 | | LAKE | 2 | 9,923 | 2 | 9,923 | | | |
| LEE | 1 | 3,300 | 1 | 3,300 | | LEON | 2 | 100,750 | 2 | 100,750 | | | |
| MANATEE | 0 | 0 | 1 | 12,000 | 1 | MARION | 3 | 20,806 | 3 | 20,806 | | | |
| MONROE | 2 | 6,028 | 2 | 6,028 | | OKALOOSA | 1 | 3,750 | 1 | 3,750 | | | |
| OKEECHOBEE | 1 | 4,080 | 1 | 4,080 | | PALM BEACH | 6 | 39,076 | 6 | 39,076 | | | |
| PINELLAS | 3 | 144,719 | 3 | 144,719 | | POLK | 2 | 19,910 | 2 | 19,910 | | | |
| | | | | | | | Totals: | 39 | 457,913 | 40 | 469,913 | 1 | |

DEPARTMENT OF FISH AND WILDLIFE CONSERVATION COMMISSION "FWCC"

**DEPARTMENT OF MANAGEMENT SERVICES
STATE FACILITIES INVENTORY**

May, 2005

County Summary

Page 17 of 20

DEPARTMENT OF HIGHWAY SAFETY AND MOTOR VEHICLES "HSMV"

| | | 2003/2004 7A | | 2004/2005 7B | | | | 2003/2004 7A | | 2004/2005 7B | | | |
|---------------|--------------|--------------|--------------|--------------|------------|----------------|--------------|----------------|--------------|----------------|------------|--|--|
| <i>County</i> | <i>Bldgs</i> | <i>Sq Ft</i> | <i>Bldgs</i> | <i>Sq Ft</i> | <i>Dif</i> | <i>County</i> | <i>Bldgs</i> | <i>Sq Ft</i> | <i>Bldgs</i> | <i>Sq Ft</i> | <i>Dif</i> | | |
| ALACHUA | 1 | 3,641 | 1 | 3,641 | | BAY | 2 | 14,246 | 2 | 14,246 | | | |
| BRADFORD | 1 | 3,600 | 1 | 3,600 | | BREVARD | 4 | 18,859 | 4 | 18,859 | | | |
| BROWARD | 2 | 17,500 | 2 | 17,500 | | CLAY | 1 | 3,226 | 1 | 3,226 | | | |
| COLLIER | 1 | 3,500 | 1 | 3,500 | | COLUMBIA | 1 | 6,690 | 1 | 6,690 | | | |
| DADE | 5 | 53,579 | 5 | 53,579 | | DESOTO | 1 | 3,328 | 1 | 3,328 | | | |
| DIXIE | 1 | 3,176 | 1 | 3,176 | | DUVAL | 2 | 22,369 | 2 | 22,369 | | | |
| ESCAMBIA | 3 | 10,113 | 3 | 10,113 | | GADSDEN | 1 | 3,502 | 1 | 3,502 | | | |
| HERNANDO | 1 | 4,557 | 1 | 4,557 | | HILLSBOROUGH | 4 | 35,270 | 4 | 35,270 | | | |
| LAKE | 1 | 3,000 | 1 | 3,000 | | LEE | 2 | 6,527 | 2 | 6,527 | | | |
| LEON | 7 | 525,492 | 7 | 525,492 | | MANATEE | 1 | 5,770 | 1 | 5,770 | | | |
| MARION | 2 | 9,286 | 2 | 9,286 | | MONROE | 1 | 3,640 | 1 | 3,640 | | | |
| NASSAU | 1 | 7,300 | 1 | 7,300 | | OKALOOSA | 1 | 3,589 | 1 | 3,589 | | | |
| ORANGE | 1 | 11,210 | 1 | 11,210 | | OSCEOLA | 1 | 4,888 | 1 | 4,888 | | | |
| PALM BEACH | 4 | 17,631 | 4 | 17,631 | | PASCO | 1 | 4,968 | 1 | 4,968 | | | |
| PINELLAS | 1 | 5,319 | 1 | 5,319 | | POLK | 2 | 10,829 | 2 | 10,829 | | | |
| PUTNAM | 1 | 7,539 | 1 | 7,539 | | SARASOTA | 2 | 7,936 | 2 | 7,936 | | | |
| ST JOHNS | 1 | 2,500 | 1 | 2,500 | | ST LUCIE | 1 | 4,400 | 1 | 4,400 | | | |
| VOLUSIA | 3 | 15,103 | 3 | 15,103 | | | | | | | | | |
| | | | | | | Totals: | 65 | 864,083 | 65 | 864,083 | 0 | | |

DEPARTMENT OF HIGHWAY SAFETY AND MOTOR VEHICLES "HSMV"

**DEPARTMENT OF MANAGEMENT SERVICES
STATE FACILITIES INVENTORY**

May, 2005

Page 18 of 20

County Summary

| JUDICIAL BRANCH "JB" | | | | | | | | | | | | |
|-----------------------------|--------------|---------------------|--------------|---------------------|------------|---------------|----------------|---------------------|----------------|---------------------|----------------|----------|
| | | 2003/2004 7A | | 2004/2005 7B | | | | 2003/2004 7A | | 2004/2005 7B | | |
| County | Bldgs | Sq Ft | Bldgs | Sq Ft | Dif | County | Bldgs | Sq Ft | Bldgs | Sq Ft | Dif | |
| DADE | 1 | 61,540 | 1 | 61,540 | | LEON | 2 | 231,385 | 2 | 231,385 | | |
| PALM BEACH | 1 | 37,000 | 1 | 37,000 | | POLK | 1 | 26,300 | 1 | 26,300 | | |
| VOLUSIA | 1 | 62,900 | 1 | 62,900 | | | | | | | | |
| | | | | | | | Totals: | 6 | 419,125 | 6 | 419,125 | 0 |
| JUDICIAL BRANCH "JB" | | | | | | | | | | | | |

**DEPARTMENT OF MANAGEMENT SERVICES
STATE FACILITIES INVENTORY**

May, 2005

County Summary

DEPARTMENT OF MILITARY AFFAIRS "MA"

| | | 2003/2004 7A | | 2004/2005 7B | | | | 2003/2004 7A | | 2004/2005 7B | | | |
|-----------|-------|--------------|-------|--------------|-----|--------------|----------------|--------------|------------------|--------------|------------------|------------|--|
| County | Bldgs | Sq Ft | Bldgs | Sq Ft | Dif | County | Bldgs | Sq Ft | Bldgs | Sq Ft | Dif | | |
| BAY | 1 | 30,435 | 1 | 30,435 | | BRADFORD | 3 | 29,779 | 3 | 29,779 | | | |
| BREVARD | 1 | 14,560 | 1 | 14,560 | | BROWARD | 5 | 43,417 | 5 | 43,417 | | | |
| CITRUS | 4 | 37,294 | 3 | 32,494 | -1 | CLAY | 95 | 677,581 | 24 | 168,322 | -71 | | |
| COLUMBIA | 4 | 29,108 | 3 | 25,528 | -1 | DADE | 4 | 76,853 | 3 | 69,579 | -1 | | |
| DESOTO | 1 | 13,475 | 1 | 13,475 | | DUVAL | 7 | 156,694 | 1 | 37,395 | -6 | | |
| ESCAMBIA | 2 | 17,148 | 2 | 40,316 | | FRANKLIN | 2 | 19,393 | 2 | 19,393 | | | |
| GADSDEN | 1 | 28,039 | 1 | 28,039 | | HERNANDO | 3 | 44,118 | 1 | 10,950 | -2 | | |
| HIGHLANDS | 1 | 12,534 | 1 | 12,534 | | HILLSBOROUGH | 8 | 139,403 | 4 | 113,803 | -4 | | |
| HOLMES | 1 | 12,232 | 1 | 12,232 | | JACKSON | 1 | 12,826 | 1 | 12,826 | | | |
| LAKE | 5 | 46,339 | 5 | 46,339 | | LEE | 1 | 11,209 | 1 | 11,209 | | | |
| LEON | 2 | 39,307 | 1 | 36,166 | -1 | MANATEE | 3 | 31,115 | 3 | 31,115 | | | |
| MARION | 1 | 22,928 | 1 | 22,928 | | OKALOOSA | 1 | 11,681 | 1 | 11,681 | | | |
| ORANGE | 1 | 30,150 | 1 | 30,150 | | PALM BEACH | 2 | 72,904 | 2 | 78,744 | | | |
| PASCO | 1 | 14,055 | 1 | 14,055 | | PINELLAS | 5 | 52,431 | 4 | 49,315 | -1 | | |
| POLK | 10 | 133,141 | 8 | 122,056 | -2 | PUTNAM | 2 | 21,475 | 2 | 21,475 | | | |
| SARASOTA | 2 | 27,282 | 1 | 24,090 | -1 | SEMINOLE | 1 | 14,520 | 1 | 14,520 | | | |
| ST JOHNS | 19 | 249,931 | 14 | 223,215 | -5 | ST LUCIE | 1 | 15,369 | 1 | 15,369 | | | |
| SUWANNEE | 2 | 17,650 | 2 | 17,650 | | VOLUSIA | 2 | 39,056 | 2 | 39,056 | | | |
| WALTON | 1 | 11,759 | 0 | 0 | -1 | WASHINGTON | 2 | 18,432 | 1 | 12,672 | -1 | | |
| | | | | | | | Totals: | 208 | 2,275,623 | 110 | 1,536,882 | -98 | |

DEPARTMENT OF MILITARY AFFAIRS "MA"

DEPARTMENT OF MANAGEMENT SERVICES
STATE FACILITIES INVENTORY

May, 2005

Page 20 of 20

County Summary

PRISON INDUSTRIES "PRID"

| | | 2003/2004 7A | | 2004/2005 7B | | | | 2003/2004 7A | | 2004/2005 7B | | | |
|---------|-------|--------------|-------|--------------|-----|------------|----------------|--------------|----------------|--------------|----------------|----------|--|
| County | Bldgs | Sq Ft | Bldgs | Sq Ft | Dif | County | Bldgs | Sq Ft | Bldgs | Sq Ft | Dif | | |
| BAKER | 1 | 10,644 | 1 | 10,644 | | BRADFORD | 2 | 49,795 | 2 | 49,795 | | | |
| BROWARD | 1 | 9,312 | 1 | 9,312 | | CALHOUN | 1 | 38,080 | 1 | 38,080 | | | |
| DADE | 3 | 31,986 | 3 | 31,986 | | DIXIE | 1 | 17,096 | 1 | 17,096 | | | |
| HENDRY | 2 | 8,995 | 2 | 8,995 | | JACKSON | 24 | 191,672 | 24 | 191,672 | | | |
| LIBERTY | 1 | 15,408 | 1 | 15,408 | | MADISON | 1 | 34,761 | 1 | 34,761 | | | |
| MARION | 5 | 50,362 | 5 | 50,362 | | PALM BEACH | 3 | 28,486 | 3 | 28,486 | | | |
| POLK | 5 | 160,710 | 5 | 160,710 | | SUMTER | 1 | 24,000 | 1 | 24,000 | | | |
| UNION | 18 | 195,351 | 18 | 195,351 | | VOLUSIA | 2 | 31,800 | 2 | 31,800 | | | |
| | | | | | | | Totals: | 71 | 898,458 | 71 | 898,458 | 0 | |

PRISON INDUSTRIES "PRID"

**DEPARTMENT OF MANAGEMENT SERVICES
STATE FACILITIES INVENTORY**

**Deficiency Correction Projects
Finished or Originated for Cycle 7B**

May , 2005

Page 1 of 1

| Agency | <i>FINISHED since last assestment</i> FIN | | <i>NEW THIS CYCLE</i> ORG | |
|---------------|---|----------------------|-------------------------------------|----------------------|
| | # DCPS | \$ Amount | # DCPS | \$ Amount |
| AGCS | 0 | 0.00 | 1 | 30,860.43 |
| DCF | 0 | 0.00 | 1 | 672,545.82 |
| DCIT | 1 | 108,877.08 | 0 | 0.00 |
| DJJ | 90 | 2,206,173.74 | 213 | 15,646,633.66 |
| DMS | 115 | 8,110,730.82 | 98 | 35,917,861.77 |
| DOC | 1 | 5,571.84 | 0 | 0.00 |
| DOE | 13 | 655,938.25 | 89 | 3,417,018.74 |
| DOT | 48 | 1,372,894.56 | 87 | 4,962,745.08 |
| FDVA | 5 | 115,402.17 | 5 | 2,590,565.09 |
| FWCC | 1 | 4,335.58 | 0 | 0.00 |
| MA | 76 | 1,833,212.95 | 44 | 2,581,571.12 |
| TOTAL | 350 | 14,413,136.98 | 538 | 65,819,801.72 |

Deficiency Correction Projects Finished or Originated for Cycle 7B

**DEPARTMENT OF MANAGEMENT SERVICES
STATE FACILITIES INVENTORY**

June , 2005

**Deficiency Correction Projects
Current Status in Cycle 7B**

Page 1 of 1

| Agency | ORIGINATED ORG | | NO EVIDENT ACTION NEA | | ACTION IN PROGRESS ACT | | TOTAL | |
|--------------|-------------------|--------------------|--------------------------|--------------------|---------------------------|-------------------|--------------|--------------------|
| | # DCPS | \$ Amount | # DCPS | \$ Amount | # DCPS | \$ Amount | # DCPS | \$ Amount |
| AGCS | 99 | 10,524,981 | 136 | 8,491,376 | 7 | 636,697 | 242 | 19,653,054 |
| AWI | 5 | 390,929 | 6 | 209,530 | 0 | 0 | 11 | 600,459 |
| DCF | 273 | 39,663,742 | 541 | 65,148,190 | 29 | 3,907,262 | 843 | 108,719,195 |
| DEP | 54 | 2,953,230 | 64 | 10,605,622 | 5 | 216,639 | 123 | 13,775,491 |
| DFS | 8 | 355,651 | 1 | 55,491 | 0 | 0 | 9 | 411,142 |
| DJJ | 241 | 17,206,403 | 296 | 13,753,521 | 17 | 1,717,137 | 554 | 32,677,062 |
| DLE | 2 | 1,962,768 | 0 | 0 | 1 | 6,931 | 3 | 1,969,699 |
| DMS | 105 | 36,049,050 | 326 | 73,149,473 | 48 | 12,903,938 | 479 | 122,102,461 |
| DOC | 631 | 22,510,375 | 601 | 23,607,652 | 13 | 1,435,839 | 1,245 | 47,553,867 |
| DOE | 90 | 3,514,338 | 25 | 811,219 | 7 | 289,728 | 122 | 4,615,285 |
| DOH | 9 | 172,980 | 53 | 3,733,463 | 24 | 855,363 | 86 | 4,761,806 |
| DOS | 8 | 135,674 | 7 | 14,695,024 | 4 | 212,359 | 19 | 15,043,058 |
| DOT | 105 | 5,044,555 | 79 | 2,204,974 | 8 | 291,504 | 192 | 7,541,034 |
| FDVA | 5 | 2,590,565 | 2 | 14,851 | 1 | 6,808 | 8 | 2,612,223 |
| FWCC | 30 | 1,229,027 | 26 | 11,378,536 | 2 | 922,114 | 58 | 13,529,677 |
| HSMV | 51 | 10,951,525 | 66 | 8,179,556 | 1 | 98,213 | 118 | 19,229,294 |
| JB | 16 | 936,832 | 5 | 427,097 | 4 | 2,662,295 | 25 | 4,026,224 |
| MA | 45 | 3,525,047 | 154 | 7,582,328 | 13 | 1,132,405 | 212 | 12,239,780 |
| PRID | 44 | 922,920 | 58 | 605,294 | 0 | 0 | 102 | 1,528,214 |
| Total | 1,821 | 160,640,593 | 2,446 | 244,653,198 | 184 | 27,295,233 | 4,451 | 432,589,024 |

Deficiency Correction Projects Current Status in Cycle 7B

**DEPARTMENT OF MANAGEMENT SERVICES
STATE FACILITIES INVENTORY**

**Deficiency Correction Projects
General Renovation Projects**

May, 2005

Page 1 of 5

| Age | DMS # | County | Facility | Campus # | Campus Name | Deficiency # | Description | Amount |
|----------------|--------------|--------------------------------|-----------------|----------------------------------|-------------------------|---------------------|--------------------|---------------|
| AGCS A - 02560 | Santa Rosa | Livestock Market / Shed / Pens | C - 00240 | Jay State Livestock Market | A-02560BQ-01RES11/05/03 | General Renovation | 635,364 | |
| AGCS A - 02561 | Santa Rosa | Sales Arena - Swine | C - 00240 | Jay State Livestock Market | A-02561BG-01RES11/05/03 | General Renovation | 362,445 | |
| DCF A - 00037 | Gadsden | Dental Clinic | C - 00006 | FI State Hospital | A-00037BQ-01GEM10/03/00 | Int Renovation | 681,632 | |
| DCF A - 00039 | Gadsden | Unit # 16 | C - 00006 | FI State Hospital | A-00039BQ-01RES07/02/03 | General Renovation | 8,332,512 | |
| DCF A - 00043 | Gadsden | Vocational Services | C - 00006 | FI State Hospital | A-00043BQ-01RES07/02/03 | General Renovation | 4,240,283 | |
| DCF A - 00045 | Gadsden | Mrdp | C - 00006 | FI State Hospital | A-00045BQ-01GEM10/05/00 | General Renovation | 2,258,100 | |
| DCF A - 00149 | Jackson | Hayes House | C - 00014 | Sunland Training Center Marianna | A-00149BQ-01RES11/10/03 | General Renovation | 214,341 | |
| DCF A - 00154 | Jackson | East Truman House | C - 00014 | Sunland Training Center Marianna | A-00154BQ-01RES11/10/03 | General Renovation | 746,628 | |
| DCF A - 00163 | Jackson | Emerald Place | C - 00014 | Sunland Training Center Marianna | A-00163BQ-01RES11/10/03 | General Renovation | 432,469 | |
| DCF A - 00175 | Jackson | Hr Annex | C - 00014 | Sunland Training Center Marianna | A-00175BQ-01RES11/10/03 | General Renovation | 148,748 | |
| DCF A - 00337 | Baker | Medical Care Adm / Disc | C - 00019 | Ne FI State Hospital | A-00337BK-01EHS10/31/00 | General Renovation | 944,040 | |
| DCF A - 00691 | Dade | Stetson # 54 | C - 00024 | Landmark Learning Center | A-00691BK-01AJP08/05/03 | Int Renovation | 202,073 | |
| DCF A - 00679 | Dade | Simpson # 42 | C - 00024 | Landmark Learning Center | A-00679BK-04AJP03/01/01 | Int Renovation | 246,890 | |
| DCF A - 00342 | Baker | Ward Dev Serv | C - 00019 | Ne FI State Hospital | A-00342BK-01EHS10/31/00 | General Renovation | 142,092 | |
| DCF A - 00340 | Baker | Client Training | C - 00019 | Ne FI State Hospital | A-00340BK-01EHS10/31/00 | General Renovation | 103,733 | |
| DCF A - 00339 | Baker | Classrooms | C - 00019 | Ne FI State Hospital | A-00339BK-01EHS10/31/00 | General Renovation | 125,018 | |
| DCF A - 00338 | Baker | Glcc | C - 00019 | Ne FI State Hospital | A-00338BK-01EHS10/31/00 | General Renovation | 1,036,838 | |
| DCF A - 00239 | Alachua | Bldg # 2 | C - 00017 | N FI Evaluation & Treatment Ctr | A-00239BK-03EHS10/21/03 | Int Renovation | 86,251 | |
| DCF A - 00169 | Jackson | Unit li Admin | C - 00014 | Sunland Training Center Marianna | A-00169BQ-01RES11/10/03 | General Renovation | 1,824,084 | |
| DCF A - 00034 | Gadsden | Unit # 1 | C - 00006 | FI State Hospital | A-00034BQ-01GEM10/05/00 | General Renovation | 3,911,220 | |
| DCF A - 00164 | Jackson | Unit I Admin | C - 00014 | Sunland Training Center Marianna | A-00164BQ-01RES11/10/03 | General Renovation | 214,341 | |
| DCF A - 00160 | Jackson | Kennedy Learning Ctr | C - 00014 | Sunland Training Center Marianna | A-00160BQ-01RES11/10/03 | General Renovation | 432,469 | |
| DCF A - 00156 | Jackson | Madison House | C - 00014 | Sunland Training Center Marianna | A-00156BQ-01RES11/10/03 | General Renovation | 374,722 | |
| DCF A - 00030 | Gadsden | Boys Dorm Historic Bld | C - 00006 | FI State Hospital | A-00030BQ-01RES07/02/03 | General Renovation | 864,600 | |
| DCF A - 00031 | Gadsden | Pharmacy / Medical Library | C - 00006 | FI State Hospital | A-00031BQ-01RES07/02/03 | General Renovation | 2,436,282 | |
| DCF A - 00032 | Gadsden | Unit # 15 / Lab | C - 00006 | FI State Hospital | A-00032BQ-01GEM10/05/00 | General Renovation | 2,143,888 | |
| DCF A - 00011 | Gadsden | Central Forensic | C - 00006 | FI State Hospital | A-00011BQ-02GEM10/11/00 | General Renovation | 3,676,387 | |

General Renovation Projects Cycle 7B

**DEPARTMENT OF MANAGEMENT SERVICES
STATE FACILITIES INVENTORY**

**Deficiency Correction Projects
General Renovation Projects**

May, 2005

Page 2 of 5

| Age | DMS # | County | Facility | Campus # | Campus Name | Deficiency # | Description | Amount |
|------------|--------------|---------------|-----------------------------|-----------------|-------------------------------------|-------------------------|-----------------------------|---------------|
| DCF | A - 00010 | Gadsden | Central Forensic | C - 00006 | FI State Hospital | A-00010BQ-01GEM10/11/00 | General Renovation | 3,031,407 |
| DCF | A - 00005 | Gadsden | Unit # 3 | C - 00006 | FI State Hospital | A-00005BQ-02RES07/02/03 | General Renovation | 672,546 |
| DCF | A - 00009 | Gadsden | Central Forensic | C - 00006 | FI State Hospital | A-00009BQ-01GEM10/11/00 | General Renovation | 4,874,549 |
| DCF | A - 00158 | Jackson | Unit Iii Annex | C - 00014 | Sunland Training Center Marianna | A-00158 BQ-0RES11/10/03 | General Renovation | 314,328 |
| DCF | A - 04320 | Jackson | Brunner A | C - 00014 | Sunland Training Center Marianna | A-04320BQ-01RES11/10/03 | Bldg Demolition | 9,278 |
| DCF | A - 00151 | Jackson | Lincoln House | C - 00014 | Sunland Training Center Marianna | A-00151BQ-01RES11/10/03 | General Renovation | 374,722 |
| DCF | A - 00145 | Jackson | Ctr Office U2 Nurses | C - 00014 | Sunland Training Center Marianna | A-00145BQ-01RES11/10/03 | General Renovation | 214,341 |
| DCF | A - 00143 | Jackson | Rainbow Room - 1b Nurses | C - 00014 | Sunland Training Center Marianna | A-00143BQ-01RES11/10/03 | General Renovation | 214,341 |
| DCF | A - 00046 | Gadsden | Unit # 27 | C - 00006 | FI State Hospital | A-00046BQ-01GEM10/05/00 | General Renovation | 2,435,145 |
| DEP | A - 01618 | Leon | Old City Generator Building | C - 00001 | Cc-Capital Complex | A-01618BQ-02GEM02/05/01 | General Renovation | 915,341 |
| DEP | A - 03222 | Citrus | Boathouse At Hwy 19 | C - 00243 | Homosassa Springs State Wildlife Pa | A-03222BQ-01EHS04/21/04 | Bldg Replacement | 350,530 |
| DEP | A - 02127 | Wakulla | Office / Residence | C - 00169 | Wakulla Springs State Park | A-02127BQ-01RES07/15/03 | General Renovation | 78,624 |
| DEP | A - 02487 | Duval | Neff House | C - 00234 | Ft George Island Golf Course | A-02487BQ-02EHS12/14/00 | General Renovation | 943,476 |
| DEP | A - 02557 | Lee | The Store | C - 00239 | Koreshan State Historic Site | A-02557BQ-03ACK12/09/00 | Historic Renovation | 667,472 |
| DEP | A - 01640 | Hamilton | Stephen Foster Auditorium | C - 00170 | Sf Foster State Folk Culture Ctr | A-01640BK-02EHS03/03/04 | Int Renovation | 158,867 |
| DFS | A - 02584 | Marion | Auditorium | C - 00245 | FI State Fire College | A-02584BK-01EHS03/24/04 | Insulation Installation | 7,425 |
| DJJ | A - 00056 | Jackson | Admin Annex | C - 00007 | Arthur G. Dozier School | A-00056BK-01RES10/09/01 | General Renovation | 250,941 |
| DJJ | A - 00516 | Desoto | Ford - Ward | C - 00021 | Desoto County Juvenile Ci | A-00516GL-01ADR09/15/04 | General Renovation | 2,451,087 |
| DJJ | A - 00513 | Desoto | Otis - Ward | C - 00021 | Desoto County Juvenile Ci | A-00513GL-01ADR09/15/04 | General Renovation | 2,208,100 |
| DJJ | A - 03182 | Pinellas | Storage | C - 00285 | Wildwood Center | A-03182BK-02ACK03/14/02 | Int Renovation | 140,343 |
| DJJ | A - 03010 | Dade | Maintenance | C - 00337 | Everglades Academy | A-03010BQ-01JVb11/07/90 | General Renovation | 154,014 |
| DJJ | A - 00078 | Jackson | Elect Shop / Laundry | C - 00007 | Arthur G. Dozier School | A-00078BQ-01RES10/10/01 | Replace Building | 293,134 |
| DJJ | A - 00079 | Jackson | Boiler / Carpenter Shop | C - 00007 | Arthur G. Dozier School | A-00079BQ-02RES10/10/01 | Replace Building | 644,556 |
| DJJ | A - 00080 | Jackson | Maintenance Office | C - 00007 | Arthur G. Dozier School | A-00080BQ-01RES10/10/30 | General Renovation | 116,376 |
| DJJ | A - 00081 | Jackson | Woodwork Shop | C - 00007 | Arthur G. Dozier School | A-00081BQ-01RES10/10/01 | Replace Building | 368,687 |
| DJJ | A - 00082 | Jackson | Auto Repair / Plumbing | C - 00007 | Arthur G. Dozier School | A-00082BQ-02RES10/10/01 | Replace Building | 325,623 |
| DJJ | A - 04131 | Hillsborough | Falkenburg Academy - Dorm B | C - 00363 | Columbus Juvenile Justice Center | A-04131BP-01ADR12/29/04 | Security System Replacement | 23,465 |

General Renovation Projects Cycle 7B

**DEPARTMENT OF MANAGEMENT SERVICES
STATE FACILITIES INVENTORY**

**Deficiency Correction Projects
General Renovation Projects**

May, 2005

Page 3 of 5

| Age | DMS # | County | Facility | Campus # | Campus Name | Deficiency # | Description | Amount |
|------------|--------------|---------------|--------------------------------|-----------------|------------------------------------|-------------------------|-----------------------------|---------------|
| DJJ | A - 04129 | Hillsborough | Falkenburg Academy - Dorm A | C - 00363 | Columbus Juvenile Justice Center | A-04129BP-01ADR12/29/04 | Security System Replacement | 23,465 |
| DJJ | A - 04128 | Hillsborough | Falkenburg Academy - Classroom | C - 00363 | Columbus Juvenile Justice Center | A-04128BO-01ADR12/29/04 | Hvac Duct Renovation | 12,364 |
| DJJ | A - 00433 | Orange | Old Job Core | C - 00083 | Sunland Center, Orlando | A-00433BQ-01ACK11/02/00 | General Renovation | 87,899 |
| DJJ | A - 00427 | Polk | Regional Jdc | C - 00284 | Phillips Road Juvenile Facilities | A-00427BK-04ADR01/26/05 | Int Renovation | 187,028 |
| DJJ | A - 00060 | Jackson | Dining | C - 00007 | Arthur G. Dozier School | A-00060BQ-01RES10/10/01 | General Renovation | 674,997 |
| DJJ | A - 00061 | Jackson | Const Trades / Vocation | C - 00007 | Arthur G. Dozier School | A-00061BQ-01RES10/09/01 | General Renovation | 165,409 |
| DJJ | A - 00062 | Jackson | Masonry Vocational | C - 00007 | Arthur G. Dozier School | A-00062BQ-01RES10/10/01 | General Renovation | 165,409 |
| DJJ | A - 00063 | Jackson | Print Shop | C - 00007 | Arthur G. Dozier School | A-00063BQ-01RES10/09/01 | General Renovation | 183,724 |
| DMS | A - 00745 | Leon | Bloxham Annex "C" | C - 00001 | Cc-Capital Complex | A-00745BQ-01RES04/24/02 | General Renovation | 304,271 |
| DMS | A - 00759 | Leon | Carlton Building | C - 00001 | Cc-Capital Complex | A-00759BQ-02RES04/24/02 | General Renovation | 21,193,461 |
| DMS | G - 01966 | Orange | Parking Garage - Hurston Rsc | C - 00219 | Hurston Buildings Complex | G-01966BH-05ADR11/10/04 | Hvac Installation | 7,425 |
| DMS | A - 00781 | Leon | Bloxham Annex "B" | C - 00001 | Cc-Capital Complex | A-00781BQ-01RES04/24/02 | General Renovation | 204,345 |
| DMS | A - 00778 | Leon | Bloxham Annex "A" | C - 00001 | Cc-Capital Complex | A-00778BQ-01RES04/24/02 | General Renovation | 410,613 |
| DMS | A - 00773 | Leon | Twin Towers | C - 00213 | Blairstone Dep | A-00773BK-04RES11/04/04 | Int Renovation | 13,571,591 |
| DMS | A - 00766 | Leon | Larson Building | C - 00001 | Cc-Capital Complex | A-00766BQ-01RES04/14/05 | General Renovation | 2,398,450 |
| DMS | A - 00762 | Leon | Holland Building | C - 00001 | Cc-Capital Complex | A-00762BQ-04GEM04/18/01 | Building Renovation | 7,517,247 |
| DMS | A - 00752 | Leon | Johns Building | C - 00001 | Cc-Capital Complex | A-00752BQ-02RES03/03/05 | General Renovation | 3,013,650 |
| DOC | A - 00956 | Brevard | Gym | C - 00010 | Brevard Correctional Institution | A-00956BQ-02ACK01/15/03 | General Renovation | 48,104 |
| DOC | A - 02107 | Martin | Reception | C - 00034 | Martin Correctional Institution | A-02107BK-01AJP02/11/03 | General Renovation | 301,203 |
| DOC | B - 05093 | Polk | Generator - Well | C - 00039 | Avon Park Correctional Institution | B-05093BQ-01ACK07/09/02 | Renovate | 5,349 |
| DOC | B - 05095 | Polk | Treatment Plant Water South | C - 00039 | Avon Park Correctional Institution | B-05095BQ-01ACK07/09/02 | Renovate | 8,413 |
| DOC | B - 05095 | Polk | Treatment Plant Water South | C - 00039 | Avon Park Correctional Institution | B-05095BM-01ACK07/09/02 | Hydrant Replacement | 61,645 |
| DOC | B - 05094 | Polk | Treatment Plant Water North | C - 00039 | Avon Park Correctional Institution | B-05094BQ-01ACK07/09/02 | Renovate | 8,413 |
| DOC | A - 03765 | Polk | Recreation - Wc | C - 00039 | Avon Park Correctional Institution | A-03765BQ-01ACK07/09/02 | General Renovation | 19,150 |
| DOC | A - 03383 | Santa Rosa | Food Warehouse | C - 00121 | Berrydale Forestry Camp | A-03383BQ-01RES08/01/02 | General Renovation | 48,104 |
| DOC | A - 01506 | Polk | Laundry / Boiler Room - Wc | C - 00039 | Avon Park Correctional Institution | A-01506BQ-01ACK07/09/02 | Building Renovation | 47,213 |
| DOC | A - 01294 | Jackson | Dorm O | C - 00028 | Apalachee Ci East | A-01294BQ-02RES11/05/02 | General Renovation | 153,860 |

General Renovation Projects Cycle 7B

**DEPARTMENT OF MANAGEMENT SERVICES
STATE FACILITIES INVENTORY**

**Deficiency Correction Projects
General Renovation Projects**

May, 2005

Page 4 of 5

| Age | DMS # | County | Facility | Campus # | Campus Name | Deficiency # | Description | Amount |
|------------|--------------|---------------|--------------------------|-----------------|----------------------------------|------------------------------|----------------------------------|---------------|
| DOC | A - 01296 | Jackson | Dorm M | C - 00028 | Apalachee Ci East | A-01296BQ-02RES11/05/02 | General Renovation | 153,860 |
| DOC | A - 01310 | Leon | Work Release Ctr | C - 00371 | Tallahassee Road Prison | A-01310BQ-02RES06/11/02 | General Renovation | 554,780 |
| DOC | A - 01328 | Marion | Dorm Y Old Confinement | C - 00013 | Lowell Correctional Institution | FemalA-01328BK-01ACK09/18/02 | General Renovation | 199,310 |
| DOC | A - 01295 | Jackson | Dorm N | C - 00028 | Apalachee Ci East | A-01295BQ-02RES11/05/02 | General Renovation | 153,860 |
| DOC | A - 01293 | Jackson | Dorm P | C - 00028 | Apalachee Ci East | A-01293BQ-02RES11/05/02 | General Renovation | 115,762 |
| DOH | A - 00529 | Palm Beach | Main Bldg / Hospital | C - 00022 | A.G. Holley State Hospital | A-00529BC-02AJP05/22/01 | Shutters Installation | 441,912 |
| DOS | B - 00112 | Leon | Messer Out Bldg | C - 00003 | San Luis Site | B-00112BQ-01RES02/04/04 | General Renovation | 34,557 |
| DOS | B - 00116 | Leon | Education | C - 00003 | San Luis Site | B-00116BQ-02GEM05/08/01 | Building Renovation | 166,146 |
| DOS | B - 00118 | Leon | Messer Shed | C - 00003 | San Luis Site | B-00118BQ-01RES02/04/04 | General Renovation | 11,599 |
| DOT | A - 01016 | Orange | Maintenance | C - 00195 | Orlando Maintenance Yard | A-01016BQ-01ACK01/15/02 | General Renovation | 282,334 |
| DOT | A - 03277 | Pinellas | Admin | C - 00241 | Pinellas Maintenance Yard | A-03277BP-01ADR04/07/05 | Emergency Generator Installation | 51,798 |
| DOT | A - 03436 | Leon | Elect Engineering | C - 00157 | Tallahassee Campus | A-03436BK-01RES11/14/04 | Int Renovation | 116,696 |
| DOT | A - 03277 | Pinellas | Admin | C - 00241 | Pinellas Maintenance Yard | A-03277BE-01ADR04/07/05 | Window Replacement | 9,895 |
| DOT | A - 02570 | Pinellas | Storage | C - 00241 | Pinellas Maintenance Yard | A-02570BP-01ADR04/07/05 | Elect Generator Installation | 86,251 |
| DOT | A - 01064 | Walton | Repair Shop | C - 00357 | Walton Co Maint Yard | A-01064BQ-01RES12/05/01 | General Renovation | 184,572 |
| DOT | A - 02371 | Polk | Warehouse / Shop | C - 00227 | Bartow West Maintenance Yard | A-02371BD-02ADR01/13/05 | Canopy Renovation | 276,694 |
| DOT | A - 01061 | Leon | Mechanics Shop | C - 00157 | Tallahassee Campus | A-01061BQ-01RES11/29/01 | General Renovation | 163,290 |
| FWCCA | - 00732 | Leon | Bryant Building | C - 00001 | Cc-Capital Complex | A-00732BQ-01GEM05/16/01 | Building Renovation | 9,731,225 |
| FWCCA | - 00736 | Marion | Ne Regional Office | C - 00298 | Ocala Fwcc Headquarters | A-00736BQ-02EHS07/10/01 | General Renovation | 640,132 |
| HSMV | A - 01800 | Leon | Kirkman Building | C - 00235 | Hsmv Hqs Complex | A-01800BQ-02RES12/10/03 | General Renovation | 589,403 |
| HSMV | A - 04256 | Leon | Day Care | C - 00235 | Hsmv Hqs Complex | A-04256BQ-01RES12/10/03 | General Renovation | 116,243 |
| HSMV | A - 01800 | Leon | Kirkman Building | C - 00235 | Hsmv Hqs Complex | A-01800BQ-01RES12/10/03 | General Renovation | 8,359,047 |
| HSMV | A - 04276 | Leon | Storage | C - 00005 | Fhp Training Academy | A-04276BQ-01RES | General Renovation | 92,892 |
| MA | A - 01149 | Suwannee | Armory | C - 00181 | Louis C Wadsworth National Guard | FA-01149BQ-02RES12/19/01 | General Renovation | 281,739 |
| PRID | A - 01260 | Jackson | Vehicle Maintenance Shop | C - 00027 | Apalachee Ci West | A-01260BQ-01RES10/03/01 | General Renovation | 155,580 |
| PRID | A - 01265 | Jackson | Egg Processing | C - 00027 | Apalachee Ci West | A-01265BQ-01RES10/03/01 | General Renovation | 105,656 |
| PRID | A - 01389 | Palm Beach | Food Storage Warehouse | C - 00032 | Glades Correctional Institution | A-01389BQ-01AJP05/09/02 | General Renovation | 297,215 |

General Renovation Projects Cycle 7B

DEPARTMENT OF MANAGEMENT SERVICES
STATE FACILITIES INVENTORY

Deficiency Correction Projects
General Renovation Projects

May, 2005

Page 5 of 5

| <i>Age</i> | <i>DMS #</i> | <i>County</i> | <i>Facility</i> | <i>Campus #</i> | <i>Campus Name</i> | <i>Deficiency #</i> | <i>Description</i> | <i>Amount</i> |
|--|--------------|---------------|-----------------|-----------------|--------------------|---------------------|--------------------|--------------------|
| Total General Renovation Priority 5 | | | | | | | | 133,251,421 |