

Cycle Explanation	
The SFI assessment program is managed by spreading the work over a three year cycle. Agency facilities are assigned a cycle year and assessed during that cycle. The agency cycle assignments are listed below:	
Cycle A	
Agriculture and Consumer Services	AGCS
Children and Families	DCF
Environmental Protection	DEP
Fish & Wildlife Conservation Commission	FWCC
Health	DOH
Highway Safety & Motor Vehicles	HSMV
Insurance	DOI
Judicial Branch	JB
Law Enforcement	FDLE
State	DOS
Workforce Innovation	AWI
Cycle B	
Citrus	DCIT
Education	DOE
Management Services	DMS
Military Affairs	MA
Juvenile Justice	DJJ
Transportation	DOT
Veterans Affairs	FDVA
Cycle C	
Correction	DOC
Pride	PRIDE

**Department of Management Services
State Facilities Inventory**

May, 2004

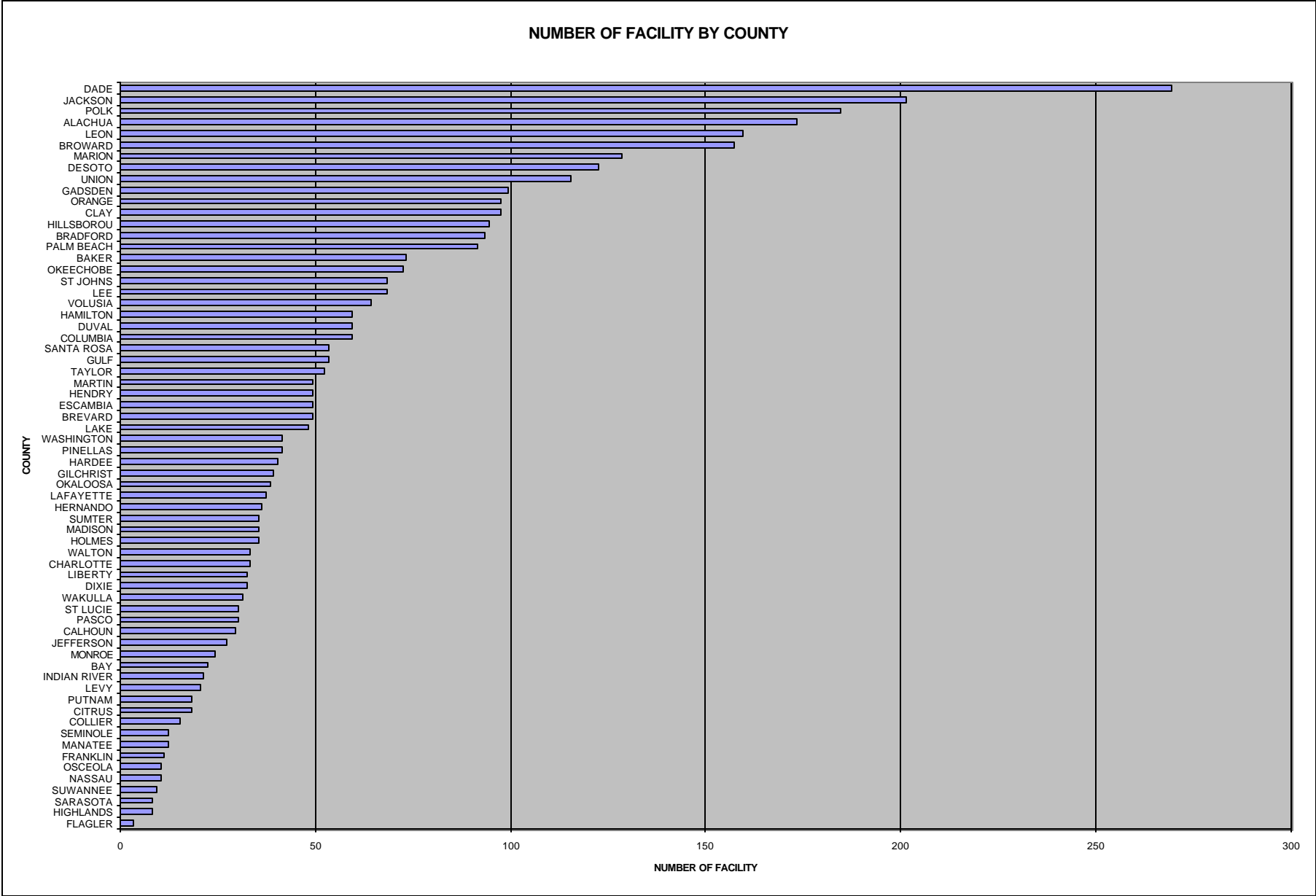
Facility Summary

Page 1 of 1

Acronym	Agency Name	Total Buildings	Total Gross Sq Ft
AGCS	DEPARTMENT OF AGRICULTURE AND CONSUMER SERVICES	213	3,261,916
AWI	AGENCY FOR WORKFORCE INNOVATION	18	538,932
DCF	DEPARTMENT OF CHILDREN AND FAMILIES	514	6,405,748
DCIT	DEPARTMENT OF CITRUS	1	39,836
DEP	DEPARTMENT OF ENVIRONMENTAL PROTECTION	121	746,250
DFS	DEPARTMENT OF FINANCIAL SERVICES	8	93,843
DJJ	DEPARTMENT OF JUVENILE JUSTICE	295	3,412,485
DLE	DEPARTMENT OF LAW ENFORCEMENT	1	111,610
DMS	DEPARTMENT OF MANAGEMENT SERVICES	122	12,140,255
DOC	DEPARTMENT OF CORRECTIONS	1,744	17,137,917
DOE	DEPARTMENT OF EDUCATION	43	913,820
DOH	DEPARTMENT OF HEALTH	26	828,825
DOS	DEPARTMENT OF STATE	24	176,853
DOT	DEPARTMENT OF TRANSPORTATION	352	4,290,299
FDVA	FLORIDA DEPARTMENT OF VETERANS AFFAIRS	7	423,737
FWCC	DEPARTMENT OF FISH AND WILDLIFE CONSERVATION COMMISSION	39	457,913
HSMV	DEPARTMENT OF HIGHWAY SAFETY AND MOTOR VEHICLES	65	864,083
JB	JUDICIAL BRANCH	6	419,125
MA	DEPARTMENT OF MILITARY AFFAIRS	208	2,275,623
PRID	PRISON INDUSTRIES	71	898,458
Totals 7A:		1,046	14,154,492
Totals All Cycle:		3,878	55,437,528

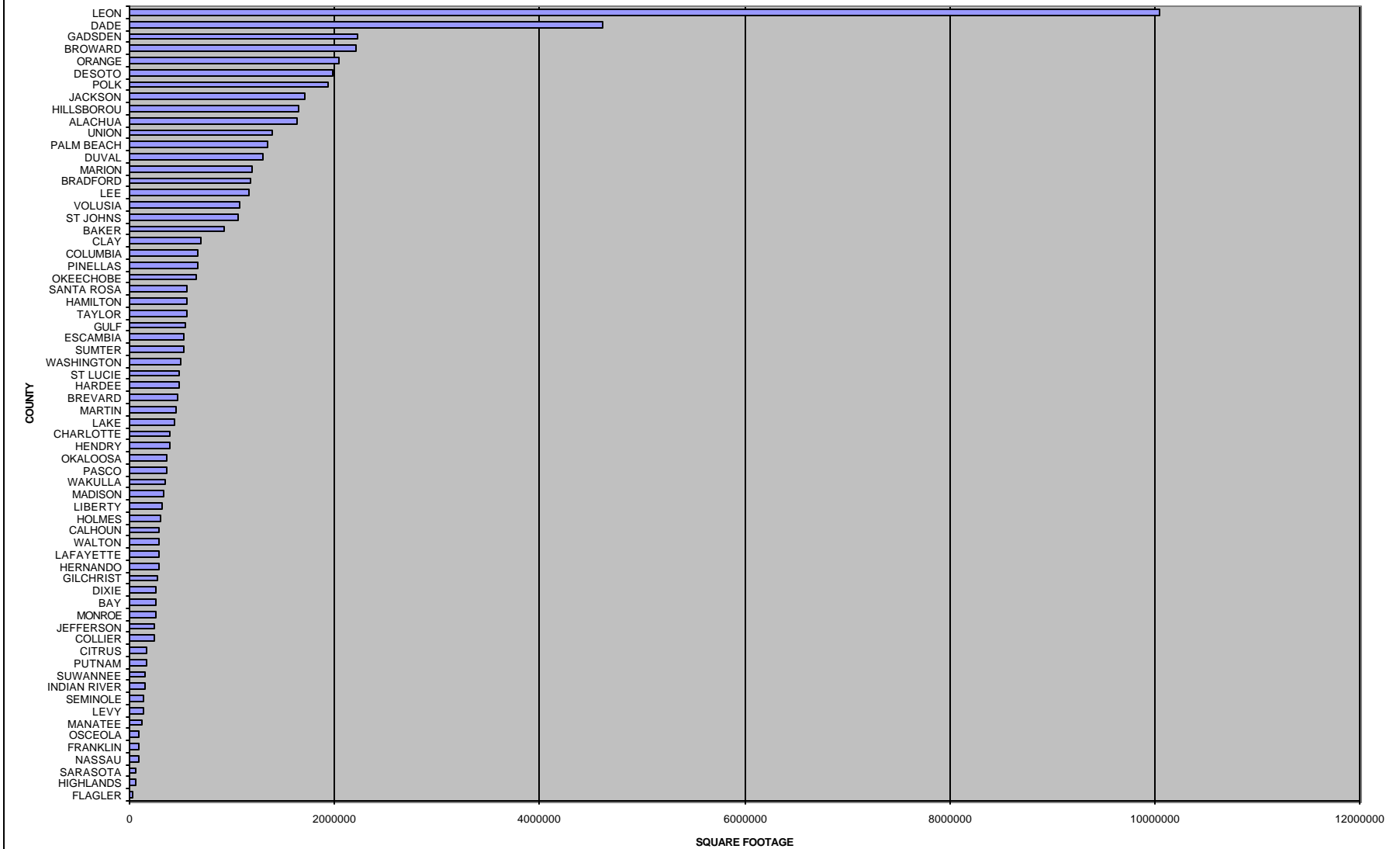
Agency Summary Table

NUMBER OF FACILITY BY COUNTY



Facility by County Chart Cycle 7A

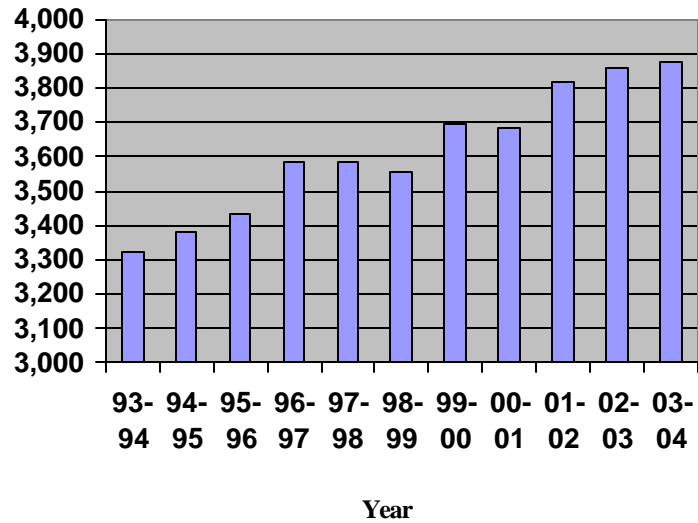
SQUARE FOOTAGE OF FACILITY BY COUNTY



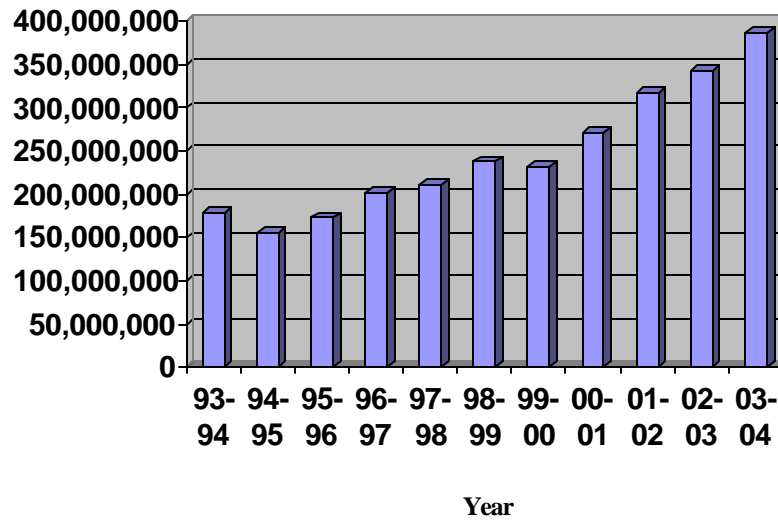
Square Footage by County Chart 7A

DEPARTMENT OF MANAGEMENT SERVICES
STATE FACILITIES INVENTORY
DEFICIENCY TOTAL BY CYCLE

Number of State Owned Building



Cost of Deficiencies per Year



Cycle	93-94	94-95	95-96	96-97	97-98	98-99	99-00	00-01	01-02	02-03	03-04
Buildings	3,325	3,379	3,433	3,586	3,584	3,558	3,694	3,683	3,771	3,771	3,878
Deficiencies	179,543,052	179,543,052	173,093,237	201,410,911	211,492,695	237,517,010	231,711,854	272,121,445	317,286,864	342,711,600	387,312,274

**DEPARTMENT OF MANAGEMENT SERVICES
STATE FACILITIES INVENTORY**

May, 2004

Facilities Added or Deleted Summary

Page 1 of 1

	Agency Name	DELETED		ADDED		PRESENT	
		# Bldg	Total Gross Sq Ft	# Bldg	Total Gross Sq Ft	# Bldg	Total Gross Sq Ft
AGCS	DEPARTMENT OF AGRICULTURE AND CONSUMER SERVICES	2	76,351	5	30,074	213	3,261,916
AWI	AGENCY FOR WORKFORCE INNOVATION	1	11,656	0	0	18	538,932
DCF	DEPARTMENT OF CHILDREN AND FAMILIES	1	123,127	6	150,885	514	6,405,748
DCIT	DEPARTMENT OF CITRUS	0	0	0	0	1	39,836
DEP	DEPARTMENT OF ENVIRONMENTAL PROTECTION	1	7,100	3	18,384	121	746,250
DFS	DEPARTMENT OF FINANCIAL SERVICES	0	0	0	0	8	93,843
DJJ	DEPARTMENT OF JUVENILE JUSTICE	0	0	0	0	295	3,412,485
DLE	DEPARTMENT OF LAW ENFORCEMENT	0	0	0	0	1	111,610
DMS	DEPARTMENT OF MANAGEMENT SERVICES	1	15,000	0	0	122	12,140,255
DOC	DEPARTMENT OF CORRECTIONS	0	0	0	0	1,744	17,137,917
DOE	DEPARTMENT OF EDUCATION	0	0	0	0	43	913,820
DOH	DEPARTMENT OF HEALTH	0	0	0	0	26	828,825
DOS	DEPARTMENT OF STATE	1	3,488	1	8,100	24	176,853
DOT	DEPARTMENT OF TRANSPORTATION	0	0	1	32,000	352	4,290,299
FDVA	FLORIDA DEPARTMENT OF VETERANS AFFAIRS	0	0	0	0	7	423,737
FWCC	DEPARTMENT OF FISH AND WILDLIFE CONSERVATION COMMISSION	2	6,299	8	34,570	39	457,913
HSMV	DEPARTMENT OF HIGHWAY SAFETY AND MOTOR VEHICLES	0	0	0	0	65	864,083
JB	JUDICIAL BRANCH	0	0	0	0	6	419,125
MA	DEPARTMENT OF MILITARY AFFAIRS	0	0	0	0	208	2,275,623
PRID	PRISON INDUSTRIES	0	0	0	0	71	898,458
	TOTALS	9	243,021	24	274,013	3,878	55,437,528

Facilities Added or Deleted Cycle 7A

**DEPARTMENT OF MANAGEMENT SERVICES
STATE FACILITIES INVENTORY**

May, 2004

Added Facilities Short List

Page 1 of 1

Ag	Regi	County	City	Facility	DMS #	Total Area	Built	Reno
AGCS		HERNANDO	BROOKSVILLE	LARGE VEHICLE REPAIR	A - 04354	3,000	08/01/2003	
AGCS		NASSAU	BRYCEVILLE	ADMIN	A - 04314	4,400	01/01/0001	
AGCS		NASSAU	BRYCEVILLE	MAINT. SHOP	A - 04315	8,000	01/01/0001	
AGCS		NASSAU	BRYCEVILLE	STORAGE	A - 04316	6,250	01/01/0001	
AGCS		SEMINOLE	SANFORD	OPEN MARKET	A - 04311	8,424	08/01/0003	
DCF		BAKER	MACCLENNY	VEHICLE STORAGE	A - 04350	4,000	01/01/0002	
DCF		DADE	OPA LOCKA	FIELD OFFICE	A - 04312	11,562	01/01/1976	
DCF		DADE	OPA LOCKA	LIFT STATION	B - 04313	48	01/01/1966	
DCF		HILLSBOROUGH	TAMPA	DCF TAMPA ADMINISTRATION	A - 04352	115,275	01/01/1958	
DCF		LEON	TALLAHASSEE	DISTRICT 2 PROGRAM	A - 03547	14,000	10/01/2003	
DCF		LEON	TALLAHASSEE	INACTIVE RECORDS WAREHOUSE	A - 04343	6,000	11/30/1991	05/01/2004
DEP		CITRUS	CRYSTAL RIVER	CRYSTAL RIVER STATE PARK VISIT/ADM BUILDING	A - 04278	7,600		01/01/1996
DEP		HILLSBOROUGH	THONOTOSASSA	HILLSBOROUGH RIVER NEW CONCESSION	A - 04327	3,584	04/01/0004	
DEP		MARION	DUNNELLON	RAINBOW SPRINGS CAMPGROUND	A - 04353	7,200	01/01/0068	
DOS		LEON	TALLAHASSEE	ARCHEOLOGY LAB	A - 04325	8,100	07/15/2002	
DOT		DADE	MIAMI	SUNGUIDE BUILDING	A - 04310	32,000	07/30/2003	
FWCC		LEE	FT.MYERS	FT.MYERS LAW ENFORCEMENT ADMIN. OFFICE	A - 04333	3,300	08/01/1992	
FWCC		MONROE	LONG KEY	KEYS MARINE LAB ADMINISTRATION BUILDING	A - 04334	4,128	01/01/1952	
FWCC		OKALOOSA	HOLT	FISHERIES RESEARCH & DEV CTR	A - 04321	3,750	01/01/1976	
FWCC		OKEECHOBEE	OKEECHOBEE	OKEECHOBEE FISHERIES OFFICE	A - 04329	4,080	05/01/1981	
FWCC		PALM BEACH	JUPITER	JUPITER LAW ENFORCEMENT OFFICE	A - 04328	3,712	01/01/1987	
FWCC		PALM BEACH	WEST PALM BEACH	REGIONAL OFFICE - ADMIN	A - 04330	4,640	12/01/2000	
FWCC		PALM BEACH	WEST PALM BEACH	REGIONAL OFFICE - WILDLIFE/FISHERIES	A - 04331	5,475	12/01/2000	
FWCC		PALM BEACH	WEST PALM BEACH	REGIONAL OFFICE - LAW EN	A - 04332	5,485	12/01/2000	
TOTAL BUILDINGS ADDED THIS CYCLE:						24		
TOTAL GROSS SQUARE FEET ADDED THIS CYCLE:						274,013		

FACILITIES ADDED IN CYCLE 7A

**DEPARTMENT OF MANAGEMENT SERVICES
STATE FACILITIES INVENTORY**

May, 2004

Deleted Facilities Short List

Page 1 of 1

Ag	Regi	County	City	Facility	DMS #	Total Area	Built	Action
AGCS		BROWARD	POMPANO BEACH	UNIT #II, ADMINISTRATION	X - 00919	29,551	01/11/1939	Demolished
AGCS		OSCEOLA	KISSIMMEE	EXTENSION CENTER	X - 00834	46,800	01/02/1953	Others
AWI		BREVARD	COCOA	BREVARD JOB LINK	X - 00122	11,656	01/01/1965	Sold
DCF	4	BAKER	MACCLENNY	TREATMENT PLANT SEWER	X - 01963	123,127	06/15/1959	
DEP	8	MONROE	KEY LARGO	PORT BOUGAINVILLE MODEL	X - 02384	7,100		Demolished
DMS		JACKSON	MARIANNA	SURPLUS PROPERTY WAREHOUSE - MARIANNA	X - 03275	15,000	01/01/1992	Sold
DOS		SARASOTA	SARASOTA	BANYAN RESTAURANT	X - 02971	3,488	01/01/1959	Others
FWCC	5A	ESCAMBIA	PENSACOLA	N W REGIONAL FIELD OFFICE	X - 01603	3,899	01/01/1946	Demolished
FWCC		PALM BEACH	WEST PALM BEACH	EQUIPMENT STORAGE - J. W. CORBETT WMA	X - 04267	2,400	08/29/2002	
TOTAL BUILDINGS DELETED THIS CYCLE:						9		
TOTAL GROSS SQUARE FEET DELETED THIS CYCLE:						243,021		

**DEPARTMENT OF MANAGEMENT SERVICES
STATE FACILITIES INVENTORY**

Agency Cycle Summary Comparisons

May , 2004

Agency	2002/2003 6C		2003/2004 7A	
	Total Buildings	Total Gross Sq Ft	Total Buildings	Total Gross Sq Ft
AGCS	207	3,246,288	213	3,261,916
AWI	19	550,588	18	538,932
DCF	507	6,361,932	514	6,405,748
DCIT	1	39,836	1	39,836
DEP	119	740,693	121	746,250
DFS	0	0	8	93,843
DJJ	294	3,408,685	295	3,412,485
DLE	1	111,610	1	111,610
DMS	125	12,205,486	122	12,140,255
DOC	1,744	17,137,917	1,744	17,137,917
DOE	43	913,820	43	913,820
DOH	25	809,845	26	828,825
DOI	8	93,843	0	0
DOS	24	172,741	24	176,853
DOT	351	4,258,299	352	4,290,299
FDVA	7	423,737	7	423,737
FWCC	33	433,269	39	457,913
HSMV	66	863,716	65	864,083
JB	6	419,125	6	419,125
MA	208	2,275,623	208	2,275,623
PRID	71	898,458	71	898,458
Totals	3,859	55,365,511	3,878	55,437,528

Agency Cycle Summary Comparisons

**DEPARTMENT OF MANAGEMENT SERVICES
STATE FACILITIES INVENTORY**

May, 2004

Page 1 of 20

County Summary

DEPARTMENT OF AGRICULTURE AND CONSUMER SERVICES "AGCS"

		2002/2003 6C		2003/2004 7A				2002/2003 6C		2003/2004 7A			
County	Bldgs	Sq Ft	Bldgs	Sq Ft	Dif	County	Bldgs	Sq Ft	Bldgs	Sq Ft	Dif		
ALACHUA	9	111,786	9	111,786		BAY	3	13,750	3	13,750			
BRADFORD	2	14,548	2	14,548		BROWARD	5	166,717	7	169,366	2		
CITRUS	3	9,125	3	9,125		COLLIER	6	180,808	6	180,808			
COLUMBIA	6	40,749	6	40,749		DADE	12	310,089	12	310,089			
DESOTO	1	56,980	1	96,980		DUVAL	1	6,660	1	6,660			
FLAGLER	3	12,480	3	12,480		FRANKLIN	1	8,520	1	8,520			
GADSDEN	4	149,000	4	149,000		GILCHRIST	3	16,829	3	16,829			
HARDEE	3	118,455	3	118,455		HERNANDO	11	59,525	12	64,238	1		
HILLSBOROUGH	12	230,409	12	232,041		HOLMES	4	35,420	5	35,420	1		
LEE	9	218,932	9	216,562		LEON	14	332,966	14	332,966			
LEVY	8	58,711	8	58,711		MADISON	1	22,934	1	22,934			
MANATEE	2	9,640	2	9,640		MARION	6	132,230	5	120,960	-1		
NASSAU	1	15,900	4	34,550	3	OKEECHOBEE	3	12,493	3	12,493			
ORANGE	2	10,750	2	10,750		OSCEOLA	3	70,974	2	24,174	-1		
PALM BEACH	2	10,350	2	10,350		PASCO	1	4,000	1	4,000			
POLK	19	260,048	19	260,048		PUTNAM	3	16,594	3	16,594			
SANTA ROSA	20	117,056	20	117,056		SEMINOLE	2	52,128	3	60,552	1		
ST LUCIE	12	225,037	12	225,037		SUWANNEE	7	115,895	7	115,895			
TAYLOR	3	17,800	3	17,800									
							Totals:	207	3,246,288	213	3,261,916	6	

DEPARTMENT OF AGRICULTURE AND CONSUMER SERVICES "AGCS"

DEPARTMENT OF MANAGEMENT SERVICES
STATE FACILITIES INVENTORY

May, 2004

Page 2 of 20

County Summary

AGENCY FOR WORKFORCE INNOVATION "AWI"

		2002/2003 6C		2003/2004 7A				2002/2003 6C		2003/2004 7A			
County	Bldgs	Sq Ft	Bldgs	Sq Ft	Dif	County	Bldgs	Sq Ft	Bldgs	Sq Ft	Dif		
ALACHUA	1	18,000	1	18,000		BAY	1	7,196	1	7,196			
BREVARD	1	11,656	0	0	-1	BROWARD	6	105,583	6	105,583			
DUVAL	1	52,000	1	52,000		HILLSBOROUGH	1	90,000	1	90,000			
LEON	2	187,900	2	187,900		MARION	1	17,760	1	17,760			
OKALOOSA	1	4,037	1	4,037		PINELLAS	1	12,463	1	12,463			
POLK	2	31,653	2	31,653		VOLUSIA	1	12,340	1	12,340			
							Totals:	19	550,588	18	538,932	-1	

AGENCY FOR WORKFORCE INNOVATION "AWI"

**DEPARTMENT OF MANAGEMENT SERVICES
STATE FACILITIES INVENTORY**

May, 2004

Page 3 of 20

County Summary

DEPARTMENT OF CHILDREN AND FAMILIES "DCF"

		2002/2003 6C		2003/2004 7A				2002/2003 6C		2003/2004 7A			
County	Bldgs	Sq Ft	Bldgs	Sq Ft	Dif	County	Bldgs	Sq Ft	Bldgs	Sq Ft	Dif		
ALACHUA	96	788,981	96	788,981		BAKER	44	739,625	44	620,498			
BAY	4	22,706	4	22,706		BREVARD	9	38,393	9	38,393			
BROWARD	54	594,951	53	591,151	-1	COLUMBIA	3	9,606	3	9,606			
DADE	61	883,074	63	893,484	2	DESOTO	17	199,860	17	199,860			
DUVAL	14	193,419	14	193,419		ESCAMBIA	3	14,940	3	14,940			
GADSDEN	69	1,706,384	69	1,706,384		GULF	1	3,665	1	3,665			
HIGHLANDS	3	13,702	3	13,702		HILLSBOROUGH	6	23,850	7	139,125	1		
JACKSON	47	400,455	51	422,243	4	LEE	38	314,098	37	311,036	-1		
LEON	13	225,715	15	245,715	2	MARION	3	12,267	3	12,267			
MARTIN	3	14,670	3	14,670		ORANGE	3	18,006	3	18,006			
PALM BEACH	4	29,009	4	29,009		PINELLAS	5	32,350	5	32,350			
POLK	3	12,657	3	12,657		SANTA ROSA	1	56,892	1	59,224			
VOLUSIA	3	12,657	3	12,657									
							Totals:	507	6,361,932	514	6,405,748	7	

DEPARTMENT OF CHILDREN AND FAMILIES "DCF"

**DEPARTMENT OF MANAGEMENT SERVICES
STATE FACILITIES INVENTORY**

May, 2004

Page 4 of 20

County Summary

DEPARTMENT OF CITRUS "DCIT"												
		<i>2002/2003 6C</i>		<i>2003/2004 7A</i>				<i>2002/2003 6C</i>		<i>2003/2004 7A</i>		
<i>County</i>	<i>Bldgs</i>	<i>Sq Ft</i>	<i>Bldgs</i>	<i>Sq Ft</i>	<i>Dif</i>	<i>County</i>	<i>Bldgs</i>	<i>Sq Ft</i>	<i>Bldgs</i>	<i>Sq Ft</i>	<i>Dif</i>	
POLK	1	39,836	1	39,836								
							Totals:	1	39,836	1	39,836	0
DEPARTMENT OF CITRUS "DCIT"												

**DEPARTMENT OF MANAGEMENT SERVICES
STATE FACILITIES INVENTORY**

May, 2004

County Summary

Page 5 of 20

DEPARTMENT OF ENVIRONMENTAL PROTECTION "DEP"

County	2002/2003 6C		2003/2004 7A		Dif	County	2002/2003 6C		2003/2004 7A		Dif
	Bldgs	Sq Ft	Bldgs	Sq Ft			Bldgs	Sq Ft	Bldgs	Sq Ft	
ALACHUA	9	44,973	11	52,777	2	BROWARD	11	37,154	11	37,154	
CITRUS	8	48,800	9	56,400	1	CLAY	1	4,300	1	4,300	
COLLIER	2	6,346	2	6,346		COLUMBIA	2	7,804	0	0	-2
DADE	3	8,753	4	12,103	1	DUVAL	2	31,507	2	31,507	
FRANKLIN	2	11,892	2	11,892		HAMILTON	7	47,568	7	47,568	
HIGHLANDS	3	10,415	3	10,415		HILLSBOROUGH	4	20,352	5	23,936	1
INDIAN RIVER	1	3,700	1	3,700		JACKSON	1	4,525	1	4,525	
LEE	6	27,243	6	27,243		LEON	5	70,903	5	70,903	
LEVY	1	5,820	1	5,820		LIBERTY	1	4,700	1	4,700	
MANATEE	2	12,257	2	12,257		MARION	3	13,400	4	20,600	1
MARTIN	6	34,039	6	34,039		MONROE	16	144,961	15	137,861	-1
NASSAU	2	11,120	2	11,120		PALM BEACH	3	12,845	3	12,845	
PINELLAS	1	5,616	1	5,616		POLK	1	3,024	1	3,024	
PUTNAM	1	10,584	1	14,411		SARASOTA	1	3,904	1	3,904	
TAYLOR	1	3,700	1	3,700		VOLUSIA	6	33,954	5	21,050	-1
WAKULLA	6	49,376	6	49,376		WALTON	1	5,158	1	5,158	
						Totals:	119	740,693	121	746,250	2

DEPARTMENT OF ENVIRONMENTAL PROTECTION "DEP"

**DEPARTMENT OF MANAGEMENT SERVICES
STATE FACILITIES INVENTORY**

May, 2004

Page 6 of 20

County Summary

DEPARTMENT OF FINANCIAL SERVICES "DFS"

		<i>2002/2003 6C</i>		<i>2003/2004 7A</i>				<i>2002/2003 6C</i>		<i>2003/2004 7A</i>			
<i>County</i>	<i>Bldgs</i>	<i>Sq Ft</i>	<i>Bldgs</i>	<i>Sq Ft</i>	<i>Dif</i>	<i>County</i>	<i>Bldgs</i>	<i>Sq Ft</i>	<i>Bldgs</i>	<i>Sq Ft</i>	<i>Dif</i>		
GADSDEN	0	0	1	10,678	1	MARION	0	0	7	83,165	7		
							Totals:	0	0	8	93,843	8	

DEPARTMENT OF FINANCIAL SERVICES "DFS"

**DEPARTMENT OF MANAGEMENT SERVICES
STATE FACILITIES INVENTORY**

May, 2004

Page 7 of 20

County Summary

DEPARTMENT OF JUVENILE JUSTICE "DJJ"

		2002/2003 6C		2003/2004 7A				2002/2003 6C		2003/2004 7A			
County	Bldgs	Sq Ft	Bldgs	Sq Ft	Dif	County	Bldgs	Sq Ft	Bldgs	Sq Ft	Dif		
ALACHUA	2	32,124	2	32,124		BAY	1	22,171	1	22,171			
BREVARD	2	27,439	2	27,439		BROWARD	6	133,058	7	136,858	1		
CITRUS	1	40,850	1	40,850		DADE	37	320,003	37	320,003			
DESOTO	66	1,296,594	66	1,296,594		DUVAL	5	85,801	5	85,801			
ESCAMBIA	1	10,116	1	10,116		HAMILTON	4	13,390	4	13,390			
HILLSBOROUGH	11	161,614	11	161,614		JACKSON	42	257,121	42	257,121			
JEFFERSON	1	15,260	1	15,260		LEE	2	30,740	2	30,740			
LEON	3	43,295	3	43,295		LIBERTY	1	28,014	1	28,014			
MADISON	1	17,000	1	17,000		MANATEE	1	26,640	1	26,640			
MARION	7	48,935	7	48,935		NASSAU	3	15,738	3	15,738			
OKALOOSA	7	87,436	7	87,436		OKEECHOBEE	35	201,268	35	201,268			
ORANGE	10	117,736	10	117,736		PALM BEACH	3	49,893	3	49,893			
PASCO	1	16,593	1	16,593		PINELLAS	3	45,318	3	45,318			
POLK	29	165,592	29	165,592		SANTA ROSA	1	7,248	1	7,248			
SEMINOLE	1	12,712	1	12,712		ST LUCIE	1	26,217	1	26,217			
VOLUSIA	4	45,851	4	45,851		WASHINGTON	2	6,918	2	6,918			
							Totals:	294	3,408,685	295	3,412,485	1	

DEPARTMENT OF JUVENILE JUSTICE "DJJ"

**DEPARTMENT OF MANAGEMENT SERVICES
STATE FACILITIES INVENTORY**

May, 2004

Page 8 of 20

County Summary

DEPARTMENT OF LAW ENFORCEMENT "DLE"

		<i>2002/2003 6C</i>		<i>2003/2004 7A</i>				<i>2002/2003 6C</i>		<i>2003/2004 7A</i>			
<i>County</i>	<i>Bldgs</i>	<i>Sq Ft</i>	<i>Bldgs</i>	<i>Sq Ft</i>	<i>Dif</i>	<i>County</i>	<i>Bldgs</i>	<i>Sq Ft</i>	<i>Bldgs</i>	<i>Sq Ft</i>	<i>Dif</i>		
HILLSBOROUGH	1	111,610	1	111,610									
							Totals:	1	111,610	1	111,610	0	

DEPARTMENT OF LAW ENFORCEMENT "DLE"

**DEPARTMENT OF MANAGEMENT SERVICES
STATE FACILITIES INVENTORY**

May, 2004

Page 9 of 20

County Summary

DEPARTMENT OF MANAGEMENT SERVICES "DMS"

		2002/2003 6C		2003/2004 7A				2002/2003 6C		2003/2004 7A			
County	Bldgs	Sq Ft	Bldgs	Sq Ft	Dif	County	Bldgs	Sq Ft	Bldgs	Sq Ft	Dif		
ALACHUA	2	55,088	2	55,088		BRADFORD	5	126,280	5	126,280			
BROWARD	2	254,524	2	254,524		DADE	8	981,197	8	981,197			
DUVAL	6	300,185	6	300,185		ESCAMBIA	1	110,884	1	110,884			
HILLSBOROUGH	2	179,316	2	179,316		JACKSON	1	15,000	0	0	-1		
LEE	2	489,778	2	489,778		LEON	82	7,880,867	80	7,830,636	-2		
MONROE	1	42,856	1	42,856		ORANGE	5	927,027	5	927,027			
PALM BEACH	1	100,831	1	100,831		PINELLAS	2	228,892	2	228,892			
POLK	2	190,440	2	190,440		ST LUCIE	1	89,816	1	89,816			
VOLUSIA	2	232,505	2	232,505									
							Totals:	125	12,205,486	122	12,140,255	-3	

DEPARTMENT OF MANAGEMENT SERVICES "DMS"

**DEPARTMENT OF MANAGEMENT SERVICES
STATE FACILITIES INVENTORY**

May, 2004

County Summary

DEPARTMENT OF CORRECTIONS "DOC"

2002/2003 6C		2003/2004 7A		Dif	County	2002/2003 6C		2003/2004 7A		Dif
County	Bldgs	Sq Ft	Bldgs			Sq Ft	Bldgs	Sq Ft	Bldgs	
ALACHUA	20	134,712	20	134,712	BAKER	28	282,617	28	282,617	
BAY	1	13,601	1	13,601	BRADFORD	80	933,718	80	933,718	
BREVARD	25	320,267	25	320,267	BROWARD	27	242,628	27	242,628	
CALHOUN	28	232,236	28	232,236	CHARLOTTE	30	299,947	30	299,947	
COLUMBIA	27	282,503	27	282,503	DADE	98	1,252,165	98	1,252,165	
DESOTO	33	344,814	33	344,814	DIXIE	30	228,246	30	228,246	
DUVAL	2	19,246	2	19,246	ESCAMBIA	33	303,680	33	303,680	
FRANKLIN	6	34,682	6	34,682	GADSDEN	13	225,950	13	225,950	
GILCHRIST	36	242,634	36	242,634	GULF	51	521,570	51	521,570	
HAMILTON	47	474,045	47	474,045	HARDEE	37	345,279	37	345,279	
HENDRY	45	355,745	45	355,745	HERNANDO	11	76,018	11	76,018	
HILLSBOROUGH	22	146,451	22	146,451	HOLMES	28	240,174	28	240,174	
INDIAN RIVER	20	126,170	20	126,170	JACKSON	77	775,798	77	775,798	
JEFFERSON	26	219,251	26	219,251	LAFAYETTE	37	268,150	37	268,150	
LAKE	31	301,977	31	301,977	LEE	2	15,594	2	15,594	
LEON	2	26,643	2	26,643	LEVY	8	32,906	8	32,906	
LIBERTY	29	257,946	29	257,946	MADISON	32	248,858	32	248,858	
MANATEE	2	11,200	2	11,200	MARION	86	749,327	86	749,327	
MARTIN	36	372,234	36	372,234	MONROE	2	14,182	2	14,182	
OKALOOSA	27	243,347	27	243,347	OKEECHOBEE	30	379,772	30	379,772	
ORANGE	52	517,358	52	517,358	OSCEOLA	3	17,100	3	17,100	
PALM BEACH	37	453,539	37	453,539	PASCO	21	203,793	21	203,793	
PINELLAS	9	56,235	9	56,235	POLK	92	650,606	92	650,606	
PUTNAM	11	85,138	11	85,138	SANTA ROSA	30	364,272	30	364,272	
ST LUCIE	1	9,540	1	9,540	SUMTER	31	460,275	31	460,275	
TAYLOR	44	481,782	44	481,782	UNION	97	1,186,089	97	1,186,089	
VOLUSIA	29	239,189	29	239,189	WAKULLA	25	279,974	25	279,974	
WALTON	29	244,844	29	244,844	WASHINGTON	28	291,900	28	291,900	
					Totals:	1744	17,137,917	1744	17,137,917	0

DEPARTMENT OF CORRECTIONS "DOC"

**DEPARTMENT OF MANAGEMENT SERVICES
STATE FACILITIES INVENTORY**

May, 2004

Page 11 of 20

County Summary

DEPARTMENT OF EDUCATION "DOE"											
County	2002/2003 6C		2003/2004 7A		Dif	County	2002/2003 6C		2003/2004 7A		Dif
	Bldgs	Sq Ft	Bldgs	Sq Ft			Bldgs	Sq Ft	Bldgs	Sq Ft	
DADE	1	21,250	1	21,250		DUVAL	1	55,000	1	55,000	
HILLSBOROUGH	1	46,173	1	46,173		ORANGE	1	47,000	1	47,000	
PALM BEACH	1	33,200	1	33,200		ST JOHNS	38	711,197	38	711,197	
Totals:							43	913,820	43	913,820	0
DEPARTMENT OF EDUCATION "DOE"											

**DEPARTMENT OF MANAGEMENT SERVICES
STATE FACILITIES INVENTORY**

May, 2004

Page 12 of 20

County Summary

DEPARTMENT OF HEALTH "DOH"

		<i>2002/2003 6C</i>		<i>2003/2004 7A</i>				<i>2002/2003 6C</i>		<i>2003/2004 7A</i>			
<i>County</i>	<i>Bldgs</i>	<i>Sq Ft</i>	<i>Bldgs</i>	<i>Sq Ft</i>	<i>Dif</i>	<i>County</i>	<i>Bldgs</i>	<i>Sq Ft</i>	<i>Bldgs</i>	<i>Sq Ft</i>	<i>Dif</i>		
ALACHUA	1	51,800	1	66,800		BREVARD	1	9,900	1	9,900			
BROWARD	1	48,000	1	48,000		DADE	1	84,800	1	84,800			
DUVAL	8	246,840	8	250,340		ESCAMBIA	1	8,625	1	8,625			
HILLSBOROUGH	1	41,000	1	41,000		LEON	1	31,500	1	31,500			
ORANGE	1	8,896	1	8,896		PALM BEACH	9	278,484	10	278,964	1		
							Totals:	25	809,845	26	828,825	1	

DEPARTMENT OF HEALTH "DOH"

**DEPARTMENT OF MANAGEMENT SERVICES
STATE FACILITIES INVENTORY**

May, 2004

Page 13 of 20

County Summary

DEPARTMENT OF STATE "DOS"												
		2002/2003 6C		2003/2004 7A				2002/2003 6C		2003/2004 7A		
County	Bldgs	Sq Ft	Bldgs	Sq Ft	Dif	County	Bldgs	Sq Ft	Bldgs	Sq Ft	Dif	
DADE	1	45,000	1	45,000		LEON	16	70,304	17	77,904	1	
MONROE	2	16,758	2	16,758		SARASOTA	1	3,488	0	0	-1	
ST JOHNS	4	37,191	4	37,191								
							Totals:	24	172,741	24	176,853	0
DEPARTMENT OF STATE "DOS"												

**DEPARTMENT OF MANAGEMENT SERVICES
STATE FACILITIES INVENTORY**

May, 2004

Page 14 of 20

County Summary

DEPARTMENT OF TRANSPORTATION "DOT"

		2002/2003 6C		2003/2004 7A				2002/2003 6C		2003/2004 7A			
County	Bldgs	Sq Ft	Bldgs	Sq Ft	Dif	County	Bldgs	Sq Ft	Bldgs	Sq Ft	Dif		
ALACHUA	29	341,067	29	341,067		BAY	5	36,623	5	36,623			
BREVARD	7	26,502	7	26,502		BROWARD	33	452,557	33	452,557			
CHARLOTTE	1	3,437	1	3,437		COLLIER	6	32,836	6	32,836			
COLUMBIA	15	209,902	15	209,902		DADE	29	414,796	30	446,796	1		
DESOTO	3	11,440	3	11,440		DUVAL	9	111,300	9	111,300			
ESCAMBIA	4	42,175	4	42,175		GADSDEN	8	75,609	8	75,609			
HAMILTON	1	12,810	1	12,810		HENDRY	2	7,888	2	7,888			
HERNANDO	8	68,734	8	68,734		HIGHLANDS	1	3,600	1	3,600			
HILLSBOROUGH	18	286,624	18	286,624		HOLMES	1	4,633	1	4,633			
JACKSON	5	23,704	5	23,704		LAKE	9	68,579	9	68,579			
LEE	6	37,511	6	37,511		LEON	7	289,012	7	289,012			
LEVY	3	28,448	3	28,448		MANATEE	1	4,878	1	4,878			
MARION	4	17,277	4	17,277		MARTIN	4	17,076	4	17,076			
MONROE	1	17,155	1	17,155		OKEECHOBEE	3	30,561	3	30,561			
ORANGE	21	335,482	21	335,482		OSCEOLA	4	35,176	4	35,176			
PALM BEACH	14	173,330	14	173,330		PASCO	4	25,413	4	25,413			
PINELLAS	11	67,981	11	67,981		POLK	15	224,110	15	224,110			
SANTA ROSA	1	4,040	1	4,040		SARASOTA	3	12,721	3	12,721			
SEMINOLE	7	38,560	7	38,560		ST JOHNS	6	47,687	6	47,687			
ST LUCIE	13	100,319	13	100,319		SUMTER	3	26,444	3	26,444			
TAYLOR	4	34,371	4	34,371		VOLUSIA	11	273,634	11	273,634			
WALTON	2	8,280	2	8,280		WASHINGTON	9	174,017	9	174,017			
						Totals:	351	4,258,299	352	4,290,299	1		

DEPARTMENT OF TRANSPORTATION "DOT"

DEPARTMENT OF MANAGEMENT SERVICES
STATE FACILITIES INVENTORY

May, 2004

Page 15 of 20

County Summary

FLORIDA DEPARTMENT OF VETERANS AFFAIRS "FDVA"											
		2002/2003 6C		2003/2004 7A				2002/2003 6C		2003/2004 7A	
County	Bldgs	Sq Ft	Bldgs	Sq Ft	Dif	County	Bldgs	Sq Ft	Bldgs	Sq Ft	Dif
BAY	1	69,230	1	69,230		BROWARD	1	69,230	1	69,230	
CHARLOTTE	1	69,230	1	69,230		COLUMBIA	2	73,342	2	73,342	
PASCO	1	73,475	1	73,475		VOLUSIA	1	69,230	1	69,230	
Totals:							7	423,737	7	423,737	0
FLORIDA DEPARTMENT OF VETERANS AFFAIRS "FDVA"											

**DEPARTMENT OF MANAGEMENT SERVICES
STATE FACILITIES INVENTORY**

May, 2004

Page 16 of 20

County Summary

DEPARTMENT OF FISH AND WILDLIFE CONSERVATION COMMISSION "FWCC"

<i>County</i>	<i>2002/2003 6C</i>		<i>2003/2004 7A</i>		<i>Dif</i>	<i>County</i>	<i>2002/2003 6C</i>		<i>2003/2004 7A</i>		<i>Dif</i>
	<i>Bldgs</i>	<i>Sq Ft</i>	<i>Bldgs</i>	<i>Sq Ft</i>			<i>Bldgs</i>	<i>Sq Ft</i>	<i>Bldgs</i>	<i>Sq Ft</i>	
ALACHUA	1	13,263	1	13,263		BAY	3	11,504	3	11,504	
BROWARD	1	14,000	1	14,000		CHARLOTTE	1	5,122	1	5,122	
CITRUS	1	5,006	1	5,006		COLUMBIA	1	5,652	1	5,652	
DADE	2	14,500	1	11,741	-1	DUVAL	1	2,304	1	2,304	
ESCAMBIA	1	3,899	1	3,532		FRANKLIN	1	9,000	0	0	-1
GADSDEN	2	9,866	2	12,066		GULF	0	0	1	9,000	1
HERNANDO	1	9,000	1	9,000		HILLSBOROUGH	1	3,381	1	3,381	
LAKE	2	9,923	2	9,923		LEE	0	0	1	3,300	1
LEON	2	100,750	2	100,750		MARION	3	20,806	3	20,806	
MONROE	1	1,900	2	6,028	1	OKALOOSA	0	0	1	3,750	1
OKEECHOBEE	0	0	1	4,080	1	PALM BEACH	3	28,764	6	39,076	3
PINELLAS	3	144,719	3	144,719		POLK	2	19,910	2	19,910	
						Totals:	33	433,269	39	457,913	6

DEPARTMENT OF FISH AND WILDLIFE CONSERVATION COMMISSION "FWCC"

**DEPARTMENT OF MANAGEMENT SERVICES
STATE FACILITIES INVENTORY**

May, 2004

County Summary

DEPARTMENT OF HIGHWAY SAFETY AND MOTOR VEHICLES "HSMV"

<i>County</i>	<i>2002/2003 6C</i>		<i>2003/2004 7A</i>		<i>Dif</i>	<i>County</i>	<i>2002/2003 6C</i>		<i>2003/2004 7A</i>		<i>Dif</i>
	<i>Bldgs</i>	<i>Sq Ft</i>	<i>Bldgs</i>	<i>Sq Ft</i>			<i>Bldgs</i>	<i>Sq Ft</i>	<i>Bldgs</i>	<i>Sq Ft</i>	
ALACHUA	1	3,641	1	3,641		BAY	2	14,246	2	14,246	
BRADFORD	1	3,600	1	3,600		BREVARD	4	18,859	4	18,859	
BROWARD	2	17,500	2	17,500		CLAY	1	3,226	1	3,226	
COLLIER	1	3,500	1	3,500		COLUMBIA	1	6,690	1	6,690	
DADE	5	53,579	5	53,579		DESOTO	1	3,328	1	3,328	
DIXIE	1	3,176	1	3,176		DUVAL	2	22,369	2	22,369	
ESCAMBIA	3	10,113	3	10,113		GADSDEN	1	3,502	1	3,502	
HERNANDO	1	4,557	1	4,557		HILLSBOROUGH	4	35,270	4	35,270	
LAKE	1	3,000	1	3,000		LEE	2	6,527	2	6,527	
LEON	8	525,372	7	525,492	-1	MANATEE	1	5,770	1	5,770	
MARION	2	9,286	2	9,286		MONROE	1	3,640	1	3,640	
NASSAU	1	7,300	1	7,300		OKALOOSA	1	3,589	1	3,589	
ORANGE	1	11,210	1	11,210		OSCEOLA	1	4,888	1	4,888	
PALM BEACH	4	17,631	4	17,631		PASCO	1	4,968	1	4,968	
PINELLAS	1	5,319	1	5,319		POLK	2	10,829	2	10,829	
PUTNAM	1	7,539	1	7,539		SARASOTA	2	7,936	2	7,936	
ST JOHNS	1	2,500	1	2,500		ST LUCIE	1	4,400	1	4,400	
VOLUSIA	3	14,856	3	15,103							
						Totals:	66	863,716	65	864,083	-1

DEPARTMENT OF HIGHWAY SAFETY AND MOTOR VEHICLES "HSMV"

**DEPARTMENT OF MANAGEMENT SERVICES
STATE FACILITIES INVENTORY**

May, 2004

Page 18 of 20

County Summary

JUDICIAL BRANCH "JB"												
		2002/2003 6C		2003/2004 7A				2002/2003 6C		2003/2004 7A		
County	Bldgs	Sq Ft	Bldgs	Sq Ft	Dif	County	Bldgs	Sq Ft	Bldgs	Sq Ft	Dif	
DADE	1	61,540	1	61,540		LEON	2	231,385	2	231,385		
PALM BEACH	1	37,000	1	37,000		POLK	1	26,300	1	26,300		
VOLUSIA	1	62,900	1	62,900								
							Totals:	6	419,125	6	419,125	0
JUDICIAL BRANCH "JB"												

**DEPARTMENT OF MANAGEMENT SERVICES
STATE FACILITIES INVENTORY**

May, 2004

Page 19 of 20

County Summary

DEPARTMENT OF MILITARY AFFAIRS "MA"

County	2002/2003 6C		2003/2004 7A		Dif	County	2002/2003 6C		2003/2004 7A		Dif
	Bldgs	Sq Ft	Bldgs	Sq Ft			Bldgs	Sq Ft	Bldgs	Sq Ft	
BAY	1	30,435	1	30,435		BRADFORD	3	29,779	3	29,779	
BREVARD	1	14,560	1	14,560		BROWARD	5	43,417	5	43,417	
CITRUS	4	37,294	4	37,294		CLAY	95	677,581	95	677,581	
COLUMBIA	4	29,108	4	29,108		DADE	4	76,853	4	76,853	
DESOTO	1	13,475	1	13,475		DUVAL	7	156,694	7	156,694	
ESCAMBIA	2	17,148	2	17,148		FRANKLIN	2	19,393	2	19,393	
GADSDEN	1	28,039	1	28,039		HERNANDO	3	44,118	3	44,118	
HIGHLANDS	1	12,534	1	12,534		HILLSBOROUGH	8	139,403	8	139,403	
HOLMES	1	12,232	1	12,232		JACKSON	1	12,826	1	12,826	
LAKE	5	46,339	5	46,339		LEE	1	11,209	1	11,209	
LEON	2	39,307	2	39,307		MANATEE	3	31,115	3	31,115	
MARION	1	22,928	1	22,928		OKALOOSA	1	11,681	1	11,681	
ORANGE	1	30,150	1	30,150		PALM BEACH	2	72,904	2	72,904	
PASCO	1	14,055	1	14,055		PINELLAS	5	52,431	5	52,431	
POLK	10	133,141	10	133,141		PUTNAM	2	21,475	2	21,475	
SARASOTA	2	27,282	2	27,282		SEMINOLE	1	14,520	1	14,520	
ST JOHNS	19	249,931	19	249,931		ST LUCIE	1	15,369	1	15,369	
SUWANNEE	2	17,650	2	17,650		VOLUSIA	2	39,056	2	39,056	
WALTON	1	11,759	1	11,759		WASHINGTON	2	18,432	2	18,432	
						Totals:	208	2,275,623	208	2,275,623	0

DEPARTMENT OF MILITARY AFFAIRS "MA"

**DEPARTMENT OF MANAGEMENT SERVICES
STATE FACILITIES INVENTORY**

May, 2004

Page 20 of 20

County Summary

PRISON INDUSTRIES "PRID"

		2002/2003 6C		2003/2004 7A				2002/2003 6C		2003/2004 7A			
County	Bldgs	Sq Ft	Bldgs	Sq Ft	Dif	County	Bldgs	Sq Ft	Bldgs	Sq Ft	Dif		
BAKER	1	10,644	1	10,644		BRADFORD	2	49,795	2	49,795			
BROWARD	1	9,312	1	9,312		CALHOUN	1	38,080	1	38,080			
DADE	3	31,986	3	31,986		DIXIE	1	17,096	1	17,096			
HENDRY	2	8,995	2	8,995		JACKSON	24	191,672	24	191,672			
LIBERTY	1	15,408	1	15,408		MADISON	1	34,761	1	34,761			
MARION	5	50,362	5	50,362		PALM BEACH	3	28,486	3	28,486			
POLK	5	160,710	5	160,710		SUMTER	1	24,000	1	24,000			
UNION	18	195,351	18	195,351		VOLUSIA	2	31,800	2	31,800			
							Totals:	71	898,458	71	898,458	0	

PRISON INDUSTRIES "PRID"

**DEPARTMENT OF MANAGEMENT SERVICES
STATE FACILITIES INVENTORY**

**Deficiency Correction Projects
Finished or Originated for Cycle 7A**

May , 2004

Page 1 of 1

Agency	<i>FINISHED since last assestment</i> FIN		<i>NEW THIS CYCLE</i> ORG	
	# DCPS	\$ Amount	# DCPS	\$ Amount
AGCS	87	1,738,356.92	92	9,760,241.24
AWI	3	44,254.44	5	390,929.10
DCF	272	5,509,031.65	243	38,439,769.76
DEP	77	3,498,047.91	51	2,767,307.72
DFS	7	181,359.23	5	178,512.28
DLE	0	0.00	2	1,962,768.32
DMS	2	1,601.82	0	0.00
DOC	2	597,563.31	8	365,856.01
DOH	26	1,228,539.36	9	172,979.93
DOS	9	127,501.67	8	135,674.12
DOT	0	0.00	2	59,802.94
FWCC	20	729,775.11	25	1,621,340.48
HSMV	37	386,221.25	49	10,934,022.47
JB	13	300,508.62	14	761,952.74
MA	1	18,533.10	1	18,286.43
TOTAL	556	14,361,294.38	514	67,569,443.54

Deficiency Correction Projects Finished or Originated for Cycle 7A

**DEPARTMENT OF MANAGEMENT SERVICES
STATE FACILITIES INVENTORY**

May , 2004

**Deficiency Correction Projects
Current Status in Cycle 7A**

Page 1 of 1

Agency	ORIGINATED ORG		NO EVIDENT ACTION NEA		ACTION IN PROGRESS ACT		TOTAL	
	# DCPS	\$ Amount	# DCPS	\$ Amount	# DCPS	\$ Amount	# DCPS	\$ Amount
AGCS	98	10,494,121	136	8,491,376	7	636,697	241	19,622,194
AWI	5	390,929	6	209,530	0	0	11	600,459
DCF	270	38,981,050	536	65,117,325	29	3,907,262	835	108,005,637
DCIT	0	0	2	7,286	1	108,877	3	116,163
DEP	54	2,953,230	64	10,605,622	5	216,639	123	13,775,491
DFS	8	355,651	1	55,491	0	0	9	411,142
DJJ	679	13,684,806	538	7,246,163	9	450,268	1,226	21,381,237
DLE	2	1,962,768	0	0	1	6,931	3	1,969,699
DMS	73	12,498,024	400	76,784,649	42	6,598,929	515	95,881,603
DOC	631	22,510,375	600	23,598,745	13	1,435,839	1,244	47,544,959
DOE	40	1,069,955	6	370,968	3	232,785	49	1,673,708
DOH	9	172,980	53	3,733,463	24	855,363	86	4,761,806
DOS	8	135,674	7	14,695,024	4	212,359	19	15,043,058
DOT	173	3,731,503	260	1,166,252	14	639,926	447	5,537,681
FDVA	12	159,379	4	13,133	0	0	16	172,513
FWCC	26	1,627,530	26	11,378,536	2	922,114	54	13,928,180
HSMV	51	10,951,525	66	8,179,556	1	98,213	118	19,229,294
JB	16	936,832	5	427,097	4	2,662,295	25	4,026,224
MA	217	5,264,337	469	5,891,592	13	947,083	699	12,103,011
PRID	44	922,920	58	605,294	0	0	102	1,528,214
Total	2,416	128,803,590	3,237	238,577,101	172	19,931,583	5,825	387,312,274

Deficiency Correction Projects Current Status in Cycle 7A

**DEPARTMENT OF MANAGEMENT SERVICES
STATE FACILITIES INVENTORY**

**Deficiency Correction Projects
General Renovation Projects**

May, 2004

Page 1 of 4

Age	DMS #	County	Facility	Campus #	Campus Name	Deficiency #	Description	Amount
AGCS A - 02560	Santa Rosa	Livestock Market, Shed & Pens	C - 00240	Jay State Livestock Market	A-02560BQ-01RES11/05/03	General Renovation	635,364	
AGCS A - 02561	Santa Rosa	Sales Arena Bleachers & Chutes-Swine	C - 00240	Jay State Livestock Market	A-02561BG-01RES11/05/03	General Renovation	362,445	
DCF A - 00009	Gadsden	Central Forensic	C - 00006	Florida State Hospital	A-00009BQ-01GEM10/11/00	General Renovation	4,874,549	
DCF A - 00010	Gadsden	Central Forensic	C - 00006	Florida State Hospital	A-00010BQ-01GEM10/11/00	General Renovation	3,031,407	
DCF A - 00011	Gadsden	Central Forensic	C - 00006	Florida State Hospital	A-00011BQ-02GEM10/11/00	General Renovation	3,676,387	
DCF A - 00030	Gadsden	Boys Dorm Historic Bld	C - 00006	Florida State Hospital	A-00030BQ-01RES07/02/03	General Renovation	864,600	
DCF A - 00031	Gadsden	Pharmacy & Medical Library	C - 00006	Florida State Hospital	A-00031BQ-01RES07/02/03	General Renovation	2,436,282	
DCF A - 00032	Gadsden	Unit 15 & Lab	C - 00006	Florida State Hospital	A-00032BQ-01GEM10/05/00	General Renovation	2,143,888	
DCF A - 00034	Gadsden	Unit 1	C - 00006	Florida State Hospital	A-00034BQ-01GEM10/05/00	General Renovation	3,911,220	
DCF A - 00037	Gadsden	Dental Clinic	C - 00006	Florida State Hospital	A-00037BQ-01GEM10/03/00	Int Renovation	681,632	
DCF A - 00039	Gadsden	Unit 16	C - 00006	Florida State Hospital	A-00039BQ-01RES07/02/03	General Renovation	8,332,512	
DCF A - 00163	Jackson	Emerald Place	C - 00014	Sunland Training Center Marianna	A-00163BQ-01RES11/10/03	General Renovation	432,469	
DCF A - 00160	Jackson	Kennedy Learning Ctr	C - 00014	Sunland Training Center Marianna	A-00160BQ-01RES11/10/03	General Renovation	432,469	
DCF A - 00158	Jackson	Unit Iii Annex	C - 00014	Sunland Training Center Marianna	A-00158 BQ-0RES11/10/03	General Renovation	314,328	
DCF A - 00156	Jackson	Madison House	C - 00014	Sunland Training Center Marianna	A-00156BQ-01RES11/10/03	General Renovation	374,722	
DCF A - 00154	Jackson	East Truman House	C - 00014	Sunland Training Center Marianna	A-00154BQ-01RES11/10/03	General Renovation	746,628	
DCF A - 00151	Jackson	Lincoln House	C - 00014	Sunland Training Center Marianna	A-00151BQ-01RES11/10/03	General Renovation	374,722	
DCF A - 00149	Jackson	Hayes House	C - 00014	Sunland Training Center Marianna	A-00149BQ-01RES11/10/03	General Renovation	214,341	
DCF A - 00145	Jackson	Ctr Office U2 Nurses	C - 00014	Sunland Training Center Marianna	A-00145BQ-01RES11/10/03	General Renovation	214,341	
DCF A - 00143	Jackson	Rainbow Room, 1b Nurses	C - 00014	Sunland Training Center Marianna	A-00143BQ-01RES11/10/03	General Renovation	214,341	
DCF A - 00342	Baker	Ward-Dev Serv	C - 00019	Northeast Florida State Hospital	A-00342BK-01EHS10/31/00	General Renovation	142,092	
DCF A - 00340	Baker	Client Training	C - 00019	Northeast Florida State Hospital	A-00340BK-01EHS10/31/00	General Renovation	103,733	
DCF A - 00339	Baker	Classrooms	C - 00019	Northeast Florida State Hospital	A-00339BK-01EHS10/31/00	General Renovation	125,018	
DCF A - 00338	Baker	Glccc	C - 00019	Northeast Florida State Hospital	A-00338BK-01EHS10/31/00	General Renovation	1,036,838	
DCF A - 00337	Baker	Medical Care - Adm/Disc	C - 00019	Northeast Florida State Hospital	A-00337BK-01EHS10/31/00	General Renovation	944,040	
DCF A - 00239	Alachua	Building #2	C - 00017	North Florida Evaluation And Treatment	A-00239BK-03EHS10/21/03	Int Renovation	86,251	
DCF A - 00175	Jackson	Hr Annex	C - 00014	Sunland Training Center Marianna	A-00175BQ-01RES11/10/03	General Renovation	148,748	

General Renovation Projects Cycle 7A

**DEPARTMENT OF MANAGEMENT SERVICES
STATE FACILITIES INVENTORY**

**Deficiency Correction Projects
General Renovation Projects**

May, 2004

Page 2 of 4

Age	DMS #	County	Facility	Campus #	Campus Name	Deficiency #	Description	Amount
DCF	A - 00169	Jackson	Unit li Admin	C - 00014	Sunland Training Center Marianna	A-00169BQ-01RES11/10/03	General Renovation	1,824,084
DCF	A - 00164	Jackson	Unit I Admin	C - 00014	Sunland Training Center Marianna	A-00164BQ-01RES11/10/03	General Renovation	214,341
DCF	A - 04320	Jackson	Brunner A	C - 00014	Sunland Training Center Marianna	A-04320BQ-01RES11/10/03	Bldg Demolition	9,278
DCF	A - 00691	Dade	Stetson - 54	C - 00024	Landmark Learning Center	A-00691BK-01AJP08/05/03	Int Renovation	202,073
DCF	A - 00679	Dade	Simpson - 42	C - 00024	Landmark Learning Center	A-00679BK-04AJP03/01/01	Int Renovation	246,890
DCF	A - 00043	Gadsden	Vocational Services	C - 00006	Florida State Hospital	A-00043BQ-01RES07/02/03	General Renovation	4,240,283
DCF	A - 00045	Gadsden	Mrdp	C - 00006	Florida State Hospital	A-00045BQ-01GEM10/05/00	General Renovation	2,258,100
DCF	A - 00046	Gadsden	Unit 27	C - 00006	Florida State Hospital	A-00046BQ-01GEM10/05/00	General Renovation	2,435,145
DEP	A - 01618	Leon	Old City Generator Building	C - 00001	Cc-Capital Complex	A-01618BQ-02GEM02/05/01	General Renovation	915,341
DEP	A - 02487	Duval	Neff House	C - 00234	Ft. George Island Golf Course	A-02487BQ-02EHS12/14/00	Renovation	943,476
DEP	A - 02557	Lee	The Store	C - 00239	Koreshan State Historic Site	A-02557BQ-03ACK12/09/00	Historic Renovation	667,472
DEP	A - 03222	Citrus	Boathouse At Hwy 19	C - 00243	Homosassa Springs State Wildlife PaA-03222BQ-01EHS04/21/04		Bldg Replacement	350,530
DEP	A - 02127	Wakulla	Office & Residence	C - 00169	Wakulla Springs State Park	A-02127BQ-01RES07/15/03	General Renovation	78,624
DEP	A - 01640	Hamilton	Stephen Foster Auditorium	C - 00170	Stephen Foster State Folk Culture CcA-01640BK-02EHS03/03/04		Int Renovation	158,867
DFS	A - 02584	Marion	Auditorium	C - 00245	Florida State Fire College	A-02584BK-01EHS03/24/04	Insulation Installation	7,425
DJJ	A - 00056	Jackson	Admin Annex	C - 00007	Arthur G. Dozier School	A-00056BK-01RES10/09/01	General Renovation	215,275
DJJ	A - 00060	Jackson	Dining Hall	C - 00007	Arthur G. Dozier School	A-00060BQ-01RES10/10/01	General Renovation	674,997
DJJ	A - 00061	Jackson	Plumbing Education	C - 00007	Arthur G. Dozier School	A-00061BQ-01RES10/09/01	General Renovation	165,409
DJJ	A - 00062	Jackson	Small Gas Engines	C - 00007	Arthur G. Dozier School	A-00062BQ-01RES10/10/01	General Renovation	165,409
DJJ	A - 00063	Jackson	Print Shop	C - 00007	Arthur G. Dozier School	A-00063BQ-01RES10/09/01	General Renovation	183,724
DJJ	A - 03182	Pinellas	Storage Bldg E	C - 00285	Wildwood Center	A-03182BK-02ACK03/14/02	Interior Renovation	140,343
DJJ	A - 03010	Dade	Maintenance	C - 00337	Everglades Academy	A-03010BQ-01JVB11/07/90	General Renovation	154,014
DJJ	A - 00433	Orange	Old Job Core	C - 00083	Sunland Center, Orlando	A-00433BQ-01ACK11/02/00	General Renovation	87,899
DJJ	A - 00078	Jackson	Electrical Shop/Laundry	C - 00007	Arthur G. Dozier School	A-00078BQ-01RES10/10/01	Replace Building	293,134
DJJ	A - 00079	Jackson	Boiler Room/Carpenter Shop	C - 00007	Arthur G. Dozier School	A-00079BQ-02RES10/10/01	Replace Building	644,556
DJJ	A - 00080	Jackson	Maintenance Office	C - 00007	Arthur G. Dozier School	A-00080BQ-01RES10/10/30	General Renovation	116,376
DJJ	A - 00081	Jackson	Woodwork Shop	C - 00007	Arthur G. Dozier School	A-00081BQ-01RES10/10/01	Replace Building	368,687

General Renovation Projects Cycle 7A

**DEPARTMENT OF MANAGEMENT SERVICES
STATE FACILITIES INVENTORY**

**Deficiency Correction Projects
General Renovation Projects**

May, 2004

Page 3 of 4

Age	DMS #	County	Facility	Campus #	Campus Name	Deficiency #	Description	Amount
DJJ	A - 00082	Jackson	Automotive Repair/Plumbing	C - 00007	Arthur G. Dozier School	A-00082BQ-02RES10/10/01	Replace Building	325,623
DMS	A - 00745	Leon	Bloxham Annex "C"	C - 00001	Cc-Capital Complex	A-00745BQ-01RES04/24/02	General Renovation	304,271
DMS	A - 00762	Leon	Holland Building	C - 00001	Cc-Capital Complex	A-00762BQ-04GEM04/18/01	Building Renovation	7,517,247
DMS	G - 02544	Leon	Capitol Parking Garage	C - 00001	Cc-Capital Complex	G-02544BK-01RER04/07/95	Int Renovation	9,811
DMS	A - 00781	Leon	Bloxham Annex "B"	C - 00001	Cc-Capital Complex	A-00781BQ-01RES04/24/02	General Renovation	204,345
DMS	A - 00778	Leon	Bloxham Annex "A"	C - 00001	Cc-Capital Complex	A-00778BQ-01RES04/24/02	General Renovation	410,613
DMS	A - 00759	Leon	Carlton Building	C - 00001	Cc-Capital Complex	A-00759BQ-02RES04/24/02	General Renovation	21,193,461
DOC	A - 00956	Brevard	Gym	C - 00010	Brevard Correctional Institution	A-00956BQ-02ACK01/15/03	General Renovation	48,104
DOC	A - 01294	Jackson	Dorm O	C - 00028	Apalachee Ci East	A-01294BQ-02RES11/05/02	General Renovation	153,860
DOC	A - 01296	Jackson	Dorm M	C - 00028	Apalachee Ci East	A-01296BQ-02RES11/05/02	General Renovation	153,860
DOC	A - 01328	Marion	Dorm Y-Old Confinement	C - 00013	Lowell Correctional Institution	FemalA-01328BK-01ACK09/18/02	General Renovation	199,310
DOC	A - 02107	Martin	Reception	C - 00034	Martin Correctional Institution	A-02107BK-01AJP02/11/03	Bldg Renovation	301,203
DOC	B - 05095	Polk	Treatment Plant Water South	C - 00039	Avon Park Correctional Institution	B-05095BM-01ACK07/09/02	Hydrant Replacement	61,645
DOC	B - 05095	Polk	Treatment Plant Water South	C - 00039	Avon Park Correctional Institution	B-05095BQ-01ACK07/09/02	Renovate	8,413
DOC	B - 05094	Polk	Treatment Plant Water North	C - 00039	Avon Park Correctional Institution	B-05094BQ-01ACK07/09/02	Renovate	8,413
DOC	B - 05093	Polk	Generator, Well	C - 00039	Avon Park Correctional Institution	B-05093BQ-01ACK07/09/02	Renovate	5,349
DOC	A - 03765	Polk	Recreation - Wc	C - 00039	Avon Park Correctional Institution	A-03765BQ-01ACK07/09/02	Renovate	19,150
DOC	A - 03383	Santa Rosa	Food Warehouse	C - 00121	Berrydale Forestry Camp	A-03383BQ-01RES08/01/02	General Renovation	48,104
DOC	A - 01506	Polk	Laundry/Boiler Room Wc	C - 00039	Avon Park Correctional Institution	A-01506BQ-01ACK07/09/02	Building Renovation	47,213
DOC	A - 01310	Leon	Work Release Ctr	C - 00371	Tallahassee Road Prison	A-01310BQ-02RES06/11/02	General Renovation	554,780
DOC	A - 01295	Jackson	Dorm N	C - 00028	Apalachee Ci East	A-01295BQ-02RES11/05/02	General Renovation	153,860
DOC	A - 01293	Jackson	Dorm P	C - 00028	Apalachee Ci East	A-01293BQ-02RES11/05/02	General Renovation	115,762
DOH	A - 00529	Palm Beach	Main Bldg/Hospital	C - 00022	A.G. Holley State Hospital	A-00529BC-02AJP05/22/01	Shutters Installation	441,912
DOS	B - 00112	Leon	Messer Outbldg	C - 00003	San Luis Site	B-00112BQ-01RES02/04/04	General Renovation	34,557
DOS	B - 00116	Leon	Education	C - 00003	San Luis Site	B-00116BQ-02GEM05/08/01	Building Renovation	166,146
DOS	B - 00118	Leon	Messer Shed	C - 00003	San Luis Site	B-00118BQ-01RES02/04/04	General Renovation	11,599
DOT	A - 01016	Orange	Maintenance	C - 00195	Orlando Maintenance Yard	A-01016BQ-01ACK01/15/02	General Renovation	282,334

General Renovation Projects Cycle 7A

**DEPARTMENT OF MANAGEMENT SERVICES
STATE FACILITIES INVENTORY**

**Deficiency Correction Projects
General Renovation Projects**

May, 2004

Page 4 of 4

Age	DMS #	County	Facility	Campus #	Campus Name	Deficiency #	Description	Amount
DOT	A - 01061	Leon	Mechanics Shop	C - 00157	Dot Tallahassee Campus	A-01061BQ-01RES11/29/01	General Renovation	163,290
DOT	A - 01064	Walton	Repair Shop	C - 00357	Walton Co Maint Yard	A-01064BQ-01RES12/05/01	General Renovation	184,572
FWCCA	- 00732	Leon	Bryant Building	C - 00001	Cc-Capital Complex	A-00732BQ-01GEM05/16/01	Building Renovation	9,731,225
FWCCA	- 00736	Marion	Ne Regional Office	C - 00298	Ocala Fwcc Headquarters	A-00736BQ-02EHS07/10/01	General Renovation	640,132
HSMV	A - 01800	Leon	Kirkman Building	C - 00235	H S M V Headquarters Complex	A-01800BQ-01RES12/10/03	General Renovation	8,359,047
HSMV	A - 01800	Leon	Kirkman Building	C - 00235	H S M V Headquarters Complex	A-01800BQ-02RES12/10/03	General Renovation	589,403
HSMV	A - 04256	Leon	Day Care	C - 00235	H S M V Headquarters Complex	A-04256BQ-01RES12/10/03	General Renovation	116,243
HSMV	A - 04276	Leon	Storage	C - 00005	Fhp Training Academy	A-04276BQ-01RES	General Renovation	92,892
MA	A - 01118	Pinellas	Armory	C - 00138	Clearwater National Guard Armory	A-01118BQ-05ACK03/12/02	Renovate	178,688
MA	A - 01149	Suwannee	Wadsworth N G Armory	C - 00181	Louis C. Wadsworth National Guard	A-01149BQ-02RES12/19/01	General Renovation	281,739
PRID	A - 01260	Jackson	Vehicle Maintenance Shop	C - 00027	Apalachee Ci West	A-01260BQ-01RES10/03/01	General Renovation	155,580
PRID	A - 01389	Palm Beach	Food Storage Warehouse	C - 00032	Glades Correctional Institution	A-01389BQ-01AJP05/09/02	General Renovation	297,215
PRID	A - 01265	Jackson	Egg Processing	C - 00027	Apalachee Ci West	A-01265BQ-01RES10/03/01	General Renovation	105,656
Total General Renovation Priority 5								108,293,747