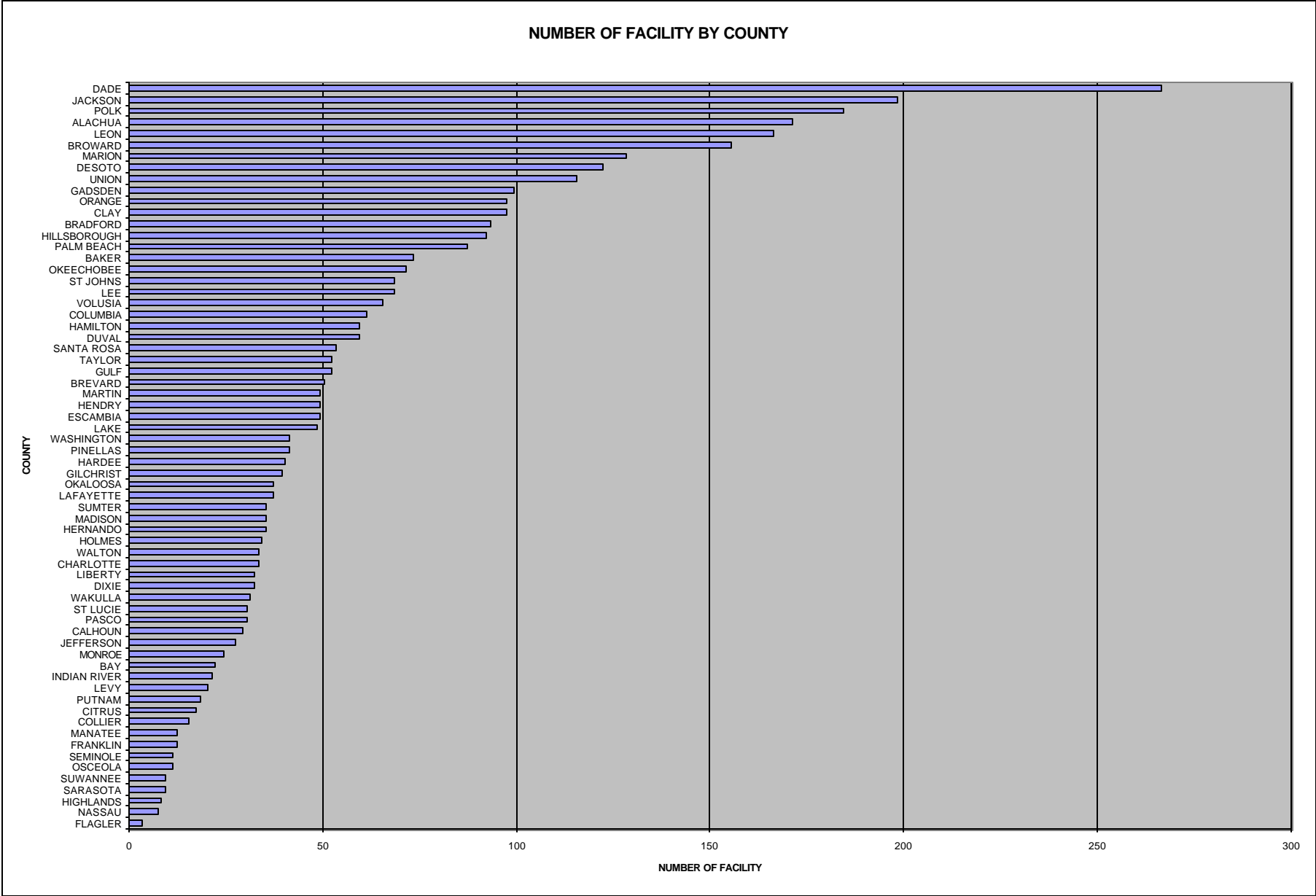


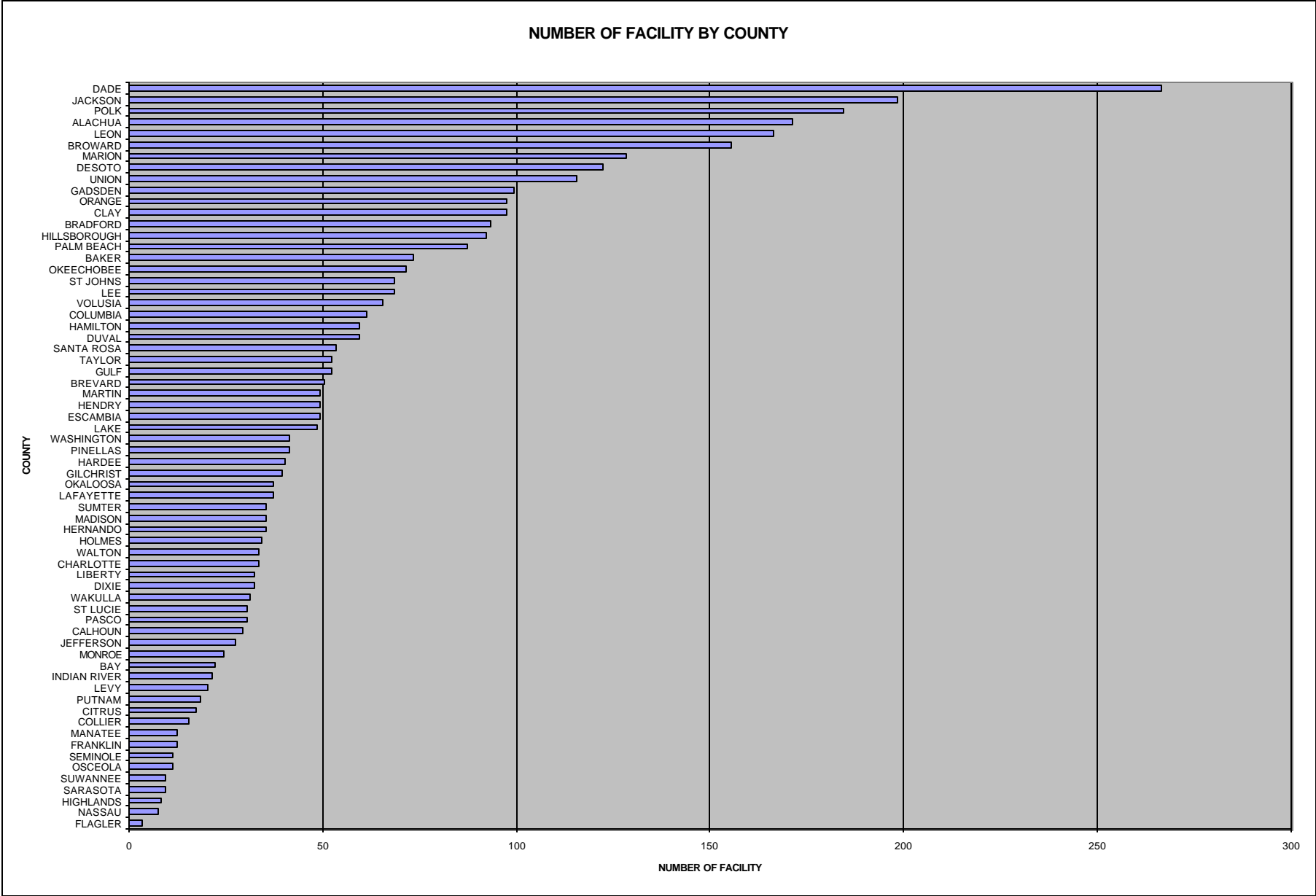
Cycle Explanation	
The SFI assessment program is managed by spreading the work over a three year cycle. Agency facilities are assigned a cycle year and assessed during that cycle. The agency cycle assignments are listed below:	
Cycle A	
Agriculture and Consumer Services	AGCS
Children and Families	DCF
Environmental Protection	DEP
Fish & Wildlife Conservation Commission	FWCC
Health	DOH
Highway Safety & Motor Vehicles	HSMV
Insurance	DOI
Judicial Branch	JB
Law Enforcement	FDLE
Management Services	DMS
State	DOS
Workforce Innovation	AWI
Cycle B	
Citrus	DCIT
Education	DOE
Management Services	DMS
Military Affairs	MA
Juvenile Justice	DJJ
Transportation	DOT
Veterans Affairs	FDVA
Cycle C	
Correction	DOC
Management Services	DMS
Pride	PRIDE

NUMBER OF FACILITY BY COUNTY



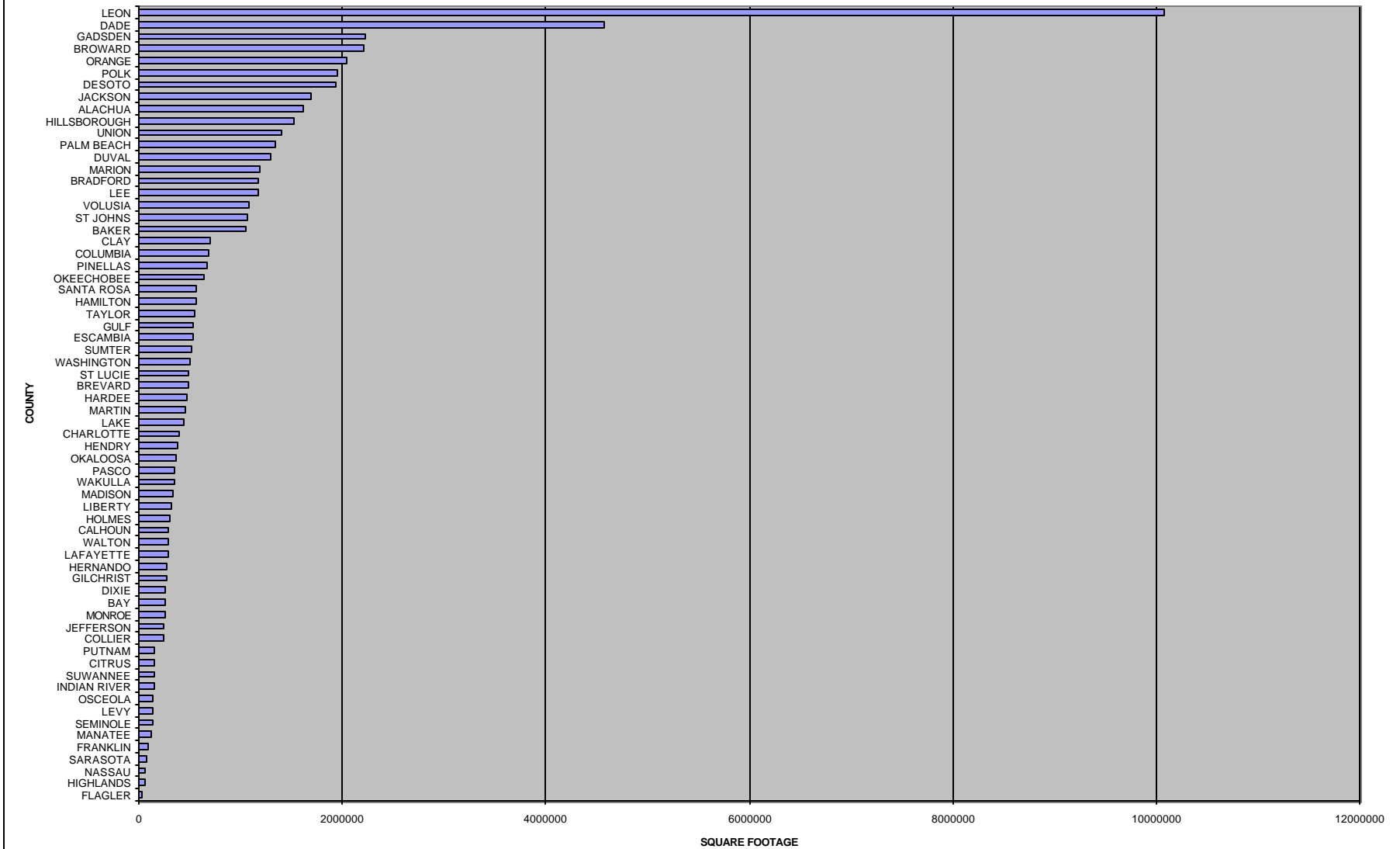
Facility by County Chart Cycle 6C

NUMBER OF FACILITY BY COUNTY



Facility by County Chart Cycle 6C

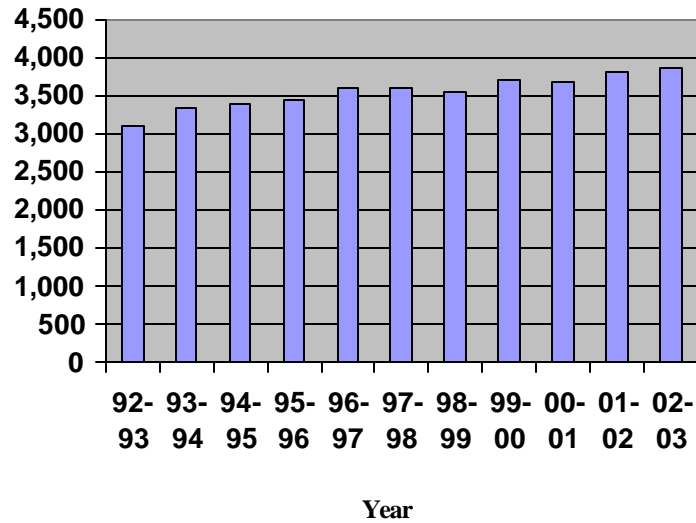
SQUARE FOOTAGE OF FACILITY BY COUNTY



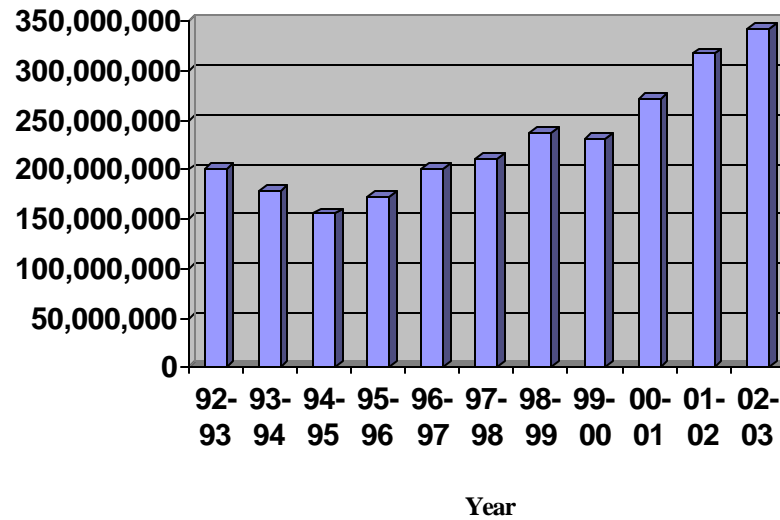
Square Footage by County Chart 6C

DEPARTMENT OF MANAGEMENT SERVICES
STATE FACILITIES INVENTORY
DEFICIENCY TOTAL BY CYCLE

Number of State Owned Building



Cost of Deficiencies per Year



Cycle	92-93	93-94	94-95	95-96	96-97	97-98	98-99	99-00	00-01	01-02	02-03
Buildings	3,109	3,325	3,379	3,433	3,586	3,584	3,558	3,694	3,683	3,771	3,859
Deficiencies	200,165,593	179,543,052	155,747,052	173,093,237	201,410,911	211,492,695	237,517,010	231,711,854	272,121,445	317,286,864	342,711,600

**DEPARTMENT OF MANAGEMENT SERVICES
STATE FACILITIES INVENTORY**

May, 2003

Facilities Added or Deleted Summary

Page 1 of 1

	Agency Name	DELETED		ADDED		PRESENT	
		# Bldg	Total Gross Sq Ft	# Bldg	Total Gross Sq Ft	# Bldg	Total Gross Sq Ft
AGCS	DEPARTMENT OF AGRICULTURE AND CONSUMER SERVICES	0	0	0	0	207	3,246,288
AWI	AGENCY FOR WORKFORCE INNOVATION	0	0	0	0	19	550,588
DCF	DEPARTMENT OF CHILDREN AND FAMILIES	3	200,671	3	70,310	507	6,361,932
DCIT	DEPARTMENT OF CITRUS	0	0	0	0	1	39,836
DEP	DEPARTMENT OF ENVIRONMENTAL PROTECTION	0	0	0	0	119	740,693
DJJ	DEPARTMENT OF JUVENILE JUSTICE	0	0	1	3,600	294	3,408,685
DLE	DEPARTMENT OF LAW ENFORCEMENT	0	0	0	0	1	111,610
DMS	DEPARTMENT OF MANAGEMENT SERVICES	0	0	1	5,000	125	12,205,486
DOC	DEPARTMENT OF CORRECTIONS	13	267,099	85	587,640	1,744	17,137,917
DOE	DEPARTMENT OF EDUCATION	0	0	1	18,458	43	913,820
DOH	DEPARTMENT OF HEALTH	0	0	3	89,875	25	809,845
DOI	DEPARTMENT OF INSURANCE	0	0	0	0	8	93,843
DOS	DEPARTMENT OF STATE	0	0	0	0	24	172,741
DOT	DEPARTMENT OF TRANSPORTATION	0	0	4	99,445	351	4,258,299
FDVA	FLORIDA DEPARTMENT OF VETERANS AFFAIRS	0	0	4	281,165	7	423,737
FWCC	DEPARTMENT OF FISH AND WILDLIFE CONSERVATION COMMISSION	0	0	2	18,000	33	433,269
HSMV	DEPARTMENT OF HIGHWAY SAFETY AND MOTOR VEHICLES	0	0	13	56,864	66	863,716
JB	JUDICIAL BRANCH	0	0	0	0	6	419,125
MA	DEPARTMENT OF MILITARY AFFAIRS	0	0	2	12,451	208	2,275,623
PRID	PRISON INDUSTRIES	0	0	0	0	71	898,458
	TOTALS	16	467,770	119	1,242,808	3,859	55,365,511

Facilities Added or Deleted Cycle 6C

**DEPARTMENT OF MANAGEMENT SERVICES
STATE FACILITIES INVENTORY**

May, 2003

Added Facilities Short List

Page 1 of 5

Ag	Regi	County	City	Facility	DMS #	Total Area	Built	Reno
DCF		DESOTO	ARCADIA	DORM F	A - 04230	33,624	01/01/2002	
DCF		DESOTO	ARCADIA	DORM D	A - 04231	33,624	01/01/2003	
DCF		LEE	FORT MYERS	INGRAM BLDG	A - 04262	3,062		
DJJ		WASHINGTON	VERNON	VERNON PLACE - CAFETERIA	A - 04172	3,600	01/01/1996	
DMS		DUVAL	JACKSONVILLE	JOINT DISPATCH CENTER	A - 04175	5,000	01/01/2002	
DOC		BRADFORD	RAIFORD	VISITOR PAVILION	A - 04344	3,200	01/01/0002	
DOC		BRADFORD	RAIFORD	VISITOR PAVILION	A - 04345	3,200	01/01/0002	
DOC		BRADFORD	STARKE	CONTROL	B - 04264	1,467	01/01/1996	
DOC		BREVARD	SHARPES	MULTI-PURPOSE	A - 02540	3,100	01/01/1976	
DOC		COLUMBIA	SANDERSON	DORM H	A - 04245	36,695	01/01/0096	
DOC		COLUMBIA	SANDERSON	CONFINEMENT Y	A - 04246	10,480	01/01/1996	
DOC		COLUMBIA	SANDERSON	ACADEMIC	A - 04253	15,400	01/01/0096	
DOC		COLUMBIA	SANDERSON	POLE BARN	A - 04254	4,500	01/01/0096	
DOC 4		DADE	FLORIDA CITY	VISITOR PAVILION - MAIN UNIT	A - 04207	3,200	01/01/2000	
DOC 4		DADE	FLORIDA CITY	MAT/EQUIP/STORAGE - ANNEX	A - 04208	3,200	01/01/2000	
DOC 4		DADE	FLORIDA CITY	VISITOR PAVILION - ANNEX	A - 04209	3,200	01/01/2000	
DOC		DADE	MIAMI	RECREATION	A - 04215	3,200	01/01/2001	
DOC		GILCHRIST	TRENTON	VOCATIONAL EDUCATION	A - 04214	5,000	01/01/0001	
DOC		HAMILTON	JASPER	CHAPEL	A - 04261	5,170	01/01/2000	
DOC		HARDEE	BOWLING GREEN	TREATMENT PLANT SEWER	B - 04346	1,000	01/01/1996	
DOC		HENDRY	IMMOKALEE	GATE HOUSE/CONTROL	B - 04240	1,800	01/01/1987	
DOC		HENDRY	IMMOKALEE	GATE HOUSE/CONTROL WC	B - 04241	1,200	05/28/1985	
DOC		HILLSBOROUGH	RIVERVIEW	NEW HOUSING	A - 04304	13,320	08/01/2003	
DOC		HILLSBOROUGH	RIVERVIEW	FRONT GATE	B - 04305	1,644	08/01/2003	
DOC		HILLSBOROUGH	RIVERVIEW	EMERGENCY GENERATOR	B - 04306	1,008	08/01/2003	
DOC		HILLSBOROUGH	RIVERVIEW	REAR GATE	B - 04307	920	08/01/2003	
DOC		INDIAN RIVER	VERO BEACH	EDUCATION	A - 04268	4,800	01/01/2002	

FACILITIES ADDED IN CYCLE 6C

**DEPARTMENT OF MANAGEMENT SERVICES
STATE FACILITIES INVENTORY**

May, 2003

Added Facilities Short List

Page 2 of 5

Ag	Regi	County	City	Facility	DMS #	Total Area	Built	Reno
DOC		JACKSON	GRACEVILLE	GATEHOUSE - WC	B - 04232	1,570	01/01/2000	
DOC		JACKSON	GRACEVILLE	MULTI-PURPOSE - WC	A - 04233	3,789	01/01/2002	
DOC		JACKSON	GRACEVILLE	FOOD SERVICE-WC	A - 04234	4,736	01/01/2000	
DOC		JACKSON	GRACEVILLE	DORM A - 128 CELL WC	A - 04235	9,243	01/01/2000	
DOC		JACKSON	GRACEVILLE	DORM B - 128 CELL WC	A - 04236	9,243	01/01/2000	
DOC		JACKSON	GRACEVILLE	WORK CREW	A - 04237	3,200		
DOC	1	JACKSON	MALONE	ACADEMIC	A - 03736	1,540	01/01/1995	
DOC	1	JACKSON	MALONE	CHAPEL	A - 03817	5,680	01/01/1997	
DOC		JACKSON	MALONE	POLE BARN	A - 03905	3,400	01/01/1999	
DOC		JACKSON	MALONE	FARM SHELTER	A - 03937	3,200	01/01/1999	
DOC		JACKSON	MALONE	RECREATION PAVILION	A - 04239	3,040	01/01/1999	
DOC		JACKSON	SNEADS	TRACTOR SHED	A - 04238	4,072	08/06/1980	
DOC	1	JEFFERSON	MONTICELLO	DUPLEX	A - 04204	3,920	01/01/2001	
DOC	1	JEFFERSON	MONTICELLO	STAFF TRAINING	A - 04205	4,740	01/01/2000	
DOC	1	JEFFERSON	MONTICELLO	VISITOR PAVILION	A - 04206	3,200	01/01/2001	
DOC		JEFFERSON	MONTICELLO	DORM H	A - 04263	20,480	01/10/2003	
DOC		LAFAYETTE	MAYO	INSIDE GROUNDS	A - 04294	3,200	01/01/0086	
DOC		LAFAYETTE	MAYO	POLE BARN #1	A - 04295	3,400	01/01/0086	
DOC		LAFAYETTE	MAYO	POLE BARN #2	A - 04296	3,120	01/01/2000	
DOC		LAFAYETTE	MAYO	FIRING RANGE	A - 04297	3,000	01/01/0086	
DOC		LAFAYETTE	MAYO	DUPLEX	A - 04298	3,776	01/01/0086	
DOC		LAKE	CLERMONT	DUPLEX 2	A - 04099	4,488	01/01/2003	
DOC		MARION	OCALA	RECREATION	A - 03814	3,020	01/01/1976	
DOC		MARION	OCALA	FRONT SUPPORT ANNEX	A - 04216	36,692	01/01/2002	
DOC		MARION	OCALA	REAR SUPPORT ANNEX	A - 04217	56,280	11/01/2002	
DOC		MARION	OCALA	DORM L ANNEX	A - 04218	12,412	01/01/2002	
DOC		MARION	OCALA	DORM M ANNEX	A - 04219	12,412	01/01/2002	

FACILITIES ADDED IN CYCLE 6C

**DEPARTMENT OF MANAGEMENT SERVICES
STATE FACILITIES INVENTORY**

May, 2003

Added Facilities Short List

Page 3 of 5

<i>Ag</i>	<i>Regi</i>	<i>County</i>	<i>City</i>	<i>Facility</i>	<i>DMS #</i>	<i>Total Area</i>	<i>Built</i>	<i>Reno</i>
DOC		MARION	OCALA	DORM N ANNEX	A - 04220	12,412	11/01/2002	
DOC		MARION	OCALA	DORM O ANNEX	A - 04221	12,412	11/01/2002	
DOC		MARION	OCALA	DORM J ANNEX	A - 04222	20,479	01/01/2002	
DOC		MARION	OCALA	CONTROL TOWER ANNEX	B - 04223		11/01/2002	
DOC		MARION	OCALA	FRONT GATE ANNEX	B - 04224	1,633	10/01/2002	
DOC		MARION	OCALA	SIDE GATE ANNEX	B - 04225		01/01/2002	
DOC		MARION	OCALA	REAR GATE ANNEX	B - 04226	920	10/01/2002	
DOC		MARION	OCALA	GEO THERMAL EQUIPMENT ANNEX	B - 04227	1,120	01/01/2002	
DOC		MARION	OCALA	GENERATOR ANNEX	B - 04228	576	01/01/2002	
DOC		MARION	OCALA	VISITOR PAVILION	A - 04229	3,200	01/01/2002	
DOC		MARION	OCALA	HORSE BARN	A - 05111	8,256	01/01/1976	
DOC		MARTIN	INDIANTOWN	HOUSING SUPPORT NORTH	B - 04273	800	03/01/1985	
DOC		MARTIN	INDIANTOWN	HOUSING SUPPORT SOUTH	B - 04274	800	03/01/1985	
DOC		MARTIN	INDIANTOWN	GATE HOUSE/CONTROL-WC	B - 04275	1,100	03/01/1984	
DOC		OKEECHOBEE	OKEECHOBEE	VOCATIONAL EDUCATION	A - 04347	12,500	01/01/2004	
DOC		OKEECHOBEE	OKEECHOBEE	VISITOR PAVILION	A - 04348	3,200	01/01/2001	
DOC		OKEECHOBEE	OKEECHOBEE	TREATMENT PLANT WATER	B - 04349	500	01/01/2001	
DOC		PALM BEACH	BELLE GLADE	CONTROL HOUSE WC	A - 04309	1,200	09/01/1991	
DOC		PALM BEACH	WEST PALM BEACH	ATLANTIC WORK RELEASE CENTER	A - 04299	9,500	01/01/1994	
DOC		PASCO	ZEPHYRHILLS	MODIALITY	A - 04290	3,916	01/01/2000	
DOC		PASCO	ZEPHYRHILLS	DUPLEX	A - 04291	3,916	01/01/2001	
DOC		SANTA ROSA	MILTON	STAFF TRAINING	A - 04212	6,392	10/01/2002	
DOC		SANTA ROSA	MILTON	WEATHER SHELTER	A - 04213	3,200	01/01/2000	
DOC		TAYLOR	PERRY	WELDING SHOP	A - 04279	3,600	01/01/1993	
DOC		TAYLOR	PERRY	POLE BARN	A - 04280	3,600	01/01/2001	
DOC		TAYLOR	PERRY	FIRING RANGE	A - 04281	3,000	01/01/1993	
DOC		TAYLOR	PERRY	VOCATIONAL EDUCATION	A - 04282	14,000	01/01/2001	

FACILITIES ADDED IN CYCLE 6C

**DEPARTMENT OF MANAGEMENT SERVICES
STATE FACILITIES INVENTORY**

May, 2003

Added Facilities Short List

Page 4 of 5

Ag	Regi	County	City	Facility	DMS #	Total Area	Built	Reno
DOC		TAYLOR	PERRY	CHAPEL	A - 04283	5,680	01/01/1999	
DOC		TAYLOR	PERRY	HEALTH/CLASSIFICATION	A - 04284	14,400	01/01/2001	
DOC		TAYLOR	PERRY	ACADEMIC	A - 04285	15,400	01/01/2001	
DOC		TAYLOR	PERRY	VOCATIONAL EDUCATION	A - 04286	11,400	01/01/2001	
DOC		TAYLOR	PERRY	CHAPEL	A - 04287	5,680	01/01/2001	
DOC		UNION	LAKE BUTLER	GUN RANGE	A - 04269	3,000	01/01/2000	
DOC		UNION	LAKE BUTLER	DORM K	A - 04271	36,695	01/01/1999	
DOC		UNION	LAKE BUTLER	CHAPEL	A - 04272	5,680	01/01/1999	
DOC		WALTON	DEFUNIAK SPRINGS	DUPLEX	A - 04292	3,916	01/01/2001	
DOE		ST JOHNS	SAINT AUGUSTINE	VOCATIONAL HIGH SCHOOL, DEAF #67	A - 04342	18,458		
DOH		DUVAL	JACKSONVILLE	ANDRADE BUILDING	A - 05137	17,375		
DOH		HILLSBOROUGH	TAMPA	WM. G. "DOC" MYERS, MD	A - 04257	41,000		
DOH		LEON	TALLAHASSEE	CHILDRENS MEDICAL SERVICES	A - 04303	31,500	06/01/2002	
DOT		ALACHUA	GAINESVILLE	PAVEMENT EVALUATIO/APT (BLDG. A &B)	A - 04337	17,445	09/26/2000	
DOT		ALACHUA	GAINESVILLE	ADMINISTRATION/OPERATIONS (BLDG. C)	B - 04338	2,000		
DOT		ALACHUA	GAINESVILLE	CHEMICAL/CORROSION/PHYSICAL LABORATORY (BLDG. D)	A - 04339	40,000		
DOT		ALACHUA	GAINESVILLE	BITUMINOUS/GEOTECHNICAL LABORATORY (BLDG. E)	A - 04340	40,000		
FDVA		BAY	SPRINGFIELD	STATE VETERAN'S NURSING HOME	A - 04270	69,230		
FDVA		BROWARD	PEMBROKE PINES	ALEXANDER "SANDY" NININGER VETERAN'S NURSING HOME	A - 05121	69,230		
FDVA		CHARLOTTE	PORT CHAROLETTE	VETERANS NURSING HOME	A - 04277	69,230		
FDVA		PASCO	LAND O LAKES	BALDAMERO LOPEZ VETERANS NURSING HOME	A - 05007	73,475	01/01/1999	
FWCC		HERNANDO	BROOKSVILLE	EQUIPMENT STORAGE	A - 04266	9,000	01/01/0003	
FWCC		PALM BEACH	WEST PALM BEACH	EQUIPMENT STORAGE - J. W. CORBETT WMA	A - 04267	9,000	08/29/2002	
HSMV		BAY	PANAMA CITY	F H P STATION	A - 04243	12,467	03/01/2002	
HSMV		BAY	PANAMA CITY	F H P RADIO/COMM EQUIP REPAIR FACILITY	B - 04244	1,779		
HSMV		BRADFORD	STARKE	F H P STATION - TRP B	A - 04250	3,600	01/01/1976	
HSMV		BREVARD	MELBOURNE	DRIVER LICENSIING OFC	A - 04249	3,130	07/01/1976	

FACILITIES ADDED IN CYCLE 6C

**DEPARTMENT OF MANAGEMENT SERVICES
STATE FACILITIES INVENTORY**

May, 2003

Added Facilities Short List

Page 5 of 5

<i>Ag</i>	<i>Regi</i>	<i>County</i>	<i>City</i>	<i>Facility</i>	<i>DMS #</i>	<i>Total Area</i>	<i>Built</i>	<i>Reno</i>
HSMV		BREVARD	PALM BAY	DRIVER LICENSING OFC / DRIVER IMPROVEMENT	A - 02451	3,292	07/01/1958	
HSMV		LAKE	TAVARES	D D L OFC	A - 03528	3,000	07/01/1978	
HSMV		LEE	FORT MYERS	D D L OFC	A - 04260	3,227		
HSMV		LEON	TALLAHASSEE	V C M BLDG	A - 04255	3,313		
HSMV		LEON	TALLAHASSEE	DAY CARE	A - 04256	3,984		
HSMV		LEON	TALLAHASSEE	STORAGE	A - 04276	3,016		
HSMV		MARION	OCALA	D D L OFC - JAMES WILBUR MC INNES BLDG	A - 04133	5,071	07/01/1960	
HSMV		MARION	OCALA	D M V OFC	A - 04134	4,215	07/01/1960	
HSMV		VOLUSIA	DELAND	F H P STATION - TRP D	A - 04248	6,770	05/30/1994	
MA		ESCAMBIA	PENSACOLA	PENSACOLA N G A	A - 04242		01/17/2002	
MA		HERNANDO	BROOKSVILLE	C-23 HANGAR, ARMY AVIATION SUPPORT FACILITY #2,	A - 04308	12,451	07/01/2003	
TOTAL BUILDINGS ADDED THIS CYCLE:						119		
TOTAL GROSS SQUARE FEET ADDED THIS CYCLE:						1,242,808		

**DEPARTMENT OF MANAGEMENT SERVICES
STATE FACILITIES INVENTORY**

May, 2003

Deleted Facilities Short List

Page 1 of 1

Ag	Regi	County	City	Facility	DMS #	Total Area	Built	Action
DCF	6	HILLSBOROUGH	TAMPA	W T EDWARDS SERVICE CENTER	X - 02326	187,756	01/01/1953	Sold
DCF	6	HILLSBOROUGH	TAMPA	DISTRICT 6 WAREHOUSE	X - 02327	11,475	01/01/1953	Sold
DCF	6	HILLSBOROUGH	TAMPA	BOILER & CHILLERS	X - 03181	1,440	01/08/1953	Sold
DOC	2	COLUMBIA	SANDERSON	UTILITY PLANT, SANITARY SEWAGE	X - 03597	170,000	01/01/1992	
DOC	4	DESOTO	ARCADIA	RECREATION	X - 01481	11,010	06/08/1942	Demolished
DOC	4	DESOTO	ARCADIA	DORM F	X - 01486	10,700	03/10/1943	Demolished
DOC	4	DESOTO	ARCADIA	DORM E	X - 01487	10,700	03/12/1942	Demolished
DOC	4	DESOTO	ARCADIA	STORAGE (OLD WAREHOUSE)	X - 01495	6,601	10/20/1942	Demolished
DOC	4	DESOTO	ARCADIA	DORM D	X - 01505	7,980	06/20/1943	Demolished
DOC	2	GILCHRIST	TRENTON	56 MAN DORM	X - 02283	4,178	01/01/1982	Demolished
DOC	2	HAMILTON	JASPER	DORM "C"	X - 02984	4,367	01/01/1987	
DOC	2	HAMILTON	JASPER	DORM "E"	X - 02986	4,367	01/01/1987	
DOC	3	HILLSBOROUGH	TAMPA	WORK RELEASE CENTER MEN-UNIT 2)	X - 01580	19,525	01/01/1952	Sold
DOC	3	HILLSBOROUGH	TAMPA	WORK RELEASE CENTER UNIT 3-WOMENS	X - 02328	6,608	01/01/1952	Sold
DOC	2	UNION	RAIFORD	SHOP	X - 02234	4,250	01/01/1948	Demolished
DOC	2	UNION	RAIFORD	SHOP	X - 02237	6,813	01/01/1930	Demolished
TOTAL BUILDINGS DELETED THIS CYCLE:						16		
TOTAL GROSS SQUARE FEET DELETED THIS CYCLE:						467,770		

**DEPARTMENT OF MANAGEMENT SERVICES
STATE FACILITIES INVENTORY**

Agency Cycle Summary Comparisons

May , 2003

Agency	2001/2002 6B		2002/2003 6C	
	Total Buildings	Total Gross Sq Ft	Total Buildings	Total Gross Sq Ft
AGCS	207	3,246,288	207	3,246,288
AWI	19	550,588	19	550,588
DCF	491	6,355,881	507	6,361,932
DCIT	1	39,836	1	39,836
DEP	119	740,693	119	740,693
DJJ	294	3,408,885	294	3,408,685
DLE	2	149,110	1	111,610
DMS	125	12,197,748	125	12,205,486
DOC	1,680	16,887,754	1,744	17,137,917
DOE	41	895,362	43	913,820
DOH	23	731,370	25	809,845
DOI	8	93,843	8	93,843
DOS	29	433,041	24	172,741
DOT	348	4,218,928	351	4,258,299
FDVA	3	142,572	7	423,737
FWCC	30	406,269	33	433,269
HSMV	56	753,495	66	863,716
JB	6	419,125	6	419,125
MA	205	2,248,772	208	2,275,623
PRID	70	889,146	71	898,458
Totals	3,757	54,808,706	3,859	55,365,511

Agency Cycle Summary Comparisons

**DEPARTMENT OF MANAGEMENT SERVICES
STATE FACILITIES INVENTORY**

May, 2003

County Summary

DEPARTMENT OF AGRICULTURE AND CONSUMER SERVICES "AGCS"

		<i>2001/2002 6B</i>		<i>2002/2003 6C</i>				<i>2001/2002 6B</i>		<i>2002/2003 6C</i>			
<i>County</i>	<i>Bldgs</i>	<i>Sq Ft</i>	<i>Bldgs</i>	<i>Sq Ft</i>	<i>Dif</i>	<i>County</i>	<i>Bldgs</i>	<i>Sq Ft</i>	<i>Bldgs</i>	<i>Sq Ft</i>	<i>Dif</i>		
ALACHUA	9	111,786	9	111,786		BAY	3	13,750	3	13,750			
BRADFORD	2	14,548	2	14,548		BROWARD	5	166,717	5	166,717			
CITRUS	3	9,125	3	9,125		COLLIER	6	180,808	6	180,808			
COLUMBIA	6	40,749	6	40,749		DADE	12	310,089	12	310,089			
DESOTO	1	56,980	1	56,980		DUVAL	1	6,660	1	6,660			
FLAGLER	3	12,480	3	12,480		FRANKLIN	1	8,520	1	8,520			
GADSDEN	4	149,000	4	149,000		GILCHRIST	3	16,829	3	16,829			
HARDEE	3	118,455	3	118,455		HERNANDO	11	59,525	11	59,525			
HILLSBOROUGH	12	230,409	12	230,409		HOLMES	4	35,420	4	35,420			
LEE	9	218,932	9	218,932		LEON	14	332,966	14	332,966			
LEVY	8	58,711	8	58,711		MADISON	1	22,934	1	22,934			
MANATEE	2	9,640	2	9,640		MARION	6	132,230	6	132,230			
NASSAU	1	15,900	1	15,900		OKEECHOBEE	3	12,493	3	12,493			
ORANGE	2	10,750	2	10,750		OSCEOLA	3	70,974	3	70,974			
PALM BEACH	2	10,350	2	10,350		PASCO	1	4,000	1	4,000			
POLK	19	260,048	19	260,048		PUTNAM	3	16,594	3	16,594			
SANTA ROSA	20	117,056	20	117,056		SEMINOLE	2	52,128	2	52,128			
ST LUCIE	12	225,037	12	225,037		SUWANNEE	7	115,895	7	115,895			
TAYLOR	3	17,800	3	17,800									
							Totals:	207	3,246,288	207	3,246,288	0	

DEPARTMENT OF AGRICULTURE AND CONSUMER SERVICES "AGCS"

DEPARTMENT OF MANAGEMENT SERVICES
STATE FACILITIES INVENTORY

May, 2003

County Summary

Page 2 of 20

AGENCY FOR WORKFORCE INNOVATION "AWI"

		2001/2002 6B		2002/2003 6C				2001/2002 6B		2002/2003 6C			
County	Bldgs	Sq Ft	Bldgs	Sq Ft	Dif	County	Bldgs	Sq Ft	Bldgs	Sq Ft	Dif		
ALACHUA	1	18,000	1	18,000		BAY	1	7,196	1	7,196			
BREVARD	1	11,656	1	11,656		BROWARD	6	105,583	6	105,583			
DUVAL	1	52,000	1	52,000		HILLSBOROUGH	1	90,000	1	90,000			
LEON	2	187,900	2	187,900		MARION	1	17,760	1	17,760			
OKALOOSA	1	4,037	1	4,037		PINELLAS	1	12,463	1	12,463			
POLK	2	31,653	2	31,653		VOLUSIA	1	12,340	1	12,340			
							Totals:	19	550,588	19	550,588	0	

AGENCY FOR WORKFORCE INNOVATION "AWI"

**DEPARTMENT OF MANAGEMENT SERVICES
STATE FACILITIES INVENTORY**

May, 2003

County Summary

Page 3 of 20

DEPARTMENT OF CHILDREN AND FAMILIES "DCF"

		<i>2001/2002 6B</i>		<i>2002/2003 6C</i>				<i>2001/2002 6B</i>		<i>2002/2003 6C</i>			
<i>County</i>	<i>Bldgs</i>	<i>Sq Ft</i>	<i>Bldgs</i>	<i>Sq Ft</i>	<i>Dif</i>	<i>County</i>	<i>Bldgs</i>	<i>Sq Ft</i>	<i>Bldgs</i>	<i>Sq Ft</i>	<i>Dif</i>		
ALACHUA	96	788,981	96	788,981		BAKER	44	739,625	44	739,625			
BAY	4	22,706	4	22,706		BREVARD	9	38,393	9	38,393			
BROWARD	53	591,151	54	594,951	1	COLUMBIA	3	9,606	3	9,606			
DADE	61	883,074	61	883,074		DESOTO	0	0	17	199,860	17		
DUVAL	14	193,419	14	193,419		ESCAMBIA	3	14,940	3	14,940			
GADSDEN	69	1,706,384	69	1,706,384		GULF	1	3,665	1	3,665			
HIGHLANDS	3	13,702	3	13,702		HILLSBOROUGH	9	224,521	6	23,850	-3		
JACKSON	47	400,455	47	400,455		LEE	37	311,036	38	314,098	1		
LEON	13	225,715	13	225,715		MARION	3	12,267	3	12,267			
MARTIN	3	14,670	3	14,670		ORANGE	3	18,006	3	18,006			
PALM BEACH	4	29,009	4	29,009		PINELLAS	5	32,350	5	32,350			
POLK	3	12,657	3	12,657		SANTA ROSA	1	56,892	1	56,892			
VOLUSIA	3	12,657	3	12,657									
							Totals:	491	6,355,881	507	6,361,932	16	

DEPARTMENT OF CHILDREN AND FAMILIES "DCF"

**DEPARTMENT OF MANAGEMENT SERVICES
STATE FACILITIES INVENTORY**

May, 2003

County Summary

Page 4 of 20

DEPARTMENT OF CITRUS "DCIT"												
		<i>2001/2002 6B</i>		<i>2002/2003 6C</i>				<i>2001/2002 6B</i>		<i>2002/2003 6C</i>		
<i>County</i>	<i>Bldgs</i>	<i>Sq Ft</i>	<i>Bldgs</i>	<i>Sq Ft</i>	<i>Dif</i>	<i>County</i>	<i>Bldgs</i>	<i>Sq Ft</i>	<i>Bldgs</i>	<i>Sq Ft</i>	<i>Dif</i>	
POLK	1	39,836	1	39,836								
							Totals:	1	39,836	1	39,836	0
DEPARTMENT OF CITRUS "DCIT"												

**DEPARTMENT OF MANAGEMENT SERVICES
STATE FACILITIES INVENTORY**

May, 2003

County Summary

DEPARTMENT OF ENVIRONMENTAL PROTECTION "DEP"

<i>County</i>	<i>2001/2002 6B</i>		<i>2002/2003 6C</i>		<i>Dif</i>	<i>County</i>	<i>2001/2002 6B</i>		<i>2002/2003 6C</i>		<i>Dif</i>
	<i>Bldgs</i>	<i>Sq Ft</i>	<i>Bldgs</i>	<i>Sq Ft</i>			<i>Bldgs</i>	<i>Sq Ft</i>	<i>Bldgs</i>	<i>Sq Ft</i>	
ALACHUA	9	44,973	9	44,973		BROWARD	11	37,154	11	37,154	
CITRUS	8	48,800	8	48,800		CLAY	1	4,300	1	4,300	
COLLIER	2	6,346	2	6,346		COLUMBIA	2	7,804	2	7,804	
DADE	3	8,753	3	8,753		DUVAL	2	31,507	2	31,507	
FRANKLIN	2	11,892	2	11,892		HAMILTON	7	47,568	7	47,568	
HIGHLANDS	3	10,415	3	10,415		HILLSBOROUGH	4	20,352	4	20,352	
INDIAN RIVER	1	3,700	1	3,700		JACKSON	1	4,525	1	4,525	
LEE	6	27,243	6	27,243		LEON	5	70,903	5	70,903	
LEVY	1	5,820	1	5,820		LIBERTY	1	4,700	1	4,700	
MANATEE	2	12,257	2	12,257		MARION	3	13,400	3	13,400	
MARTIN	6	34,039	6	34,039		MONROE	16	144,961	16	144,961	
NASSAU	2	11,120	2	11,120		PALM BEACH	3	12,845	3	12,845	
PINELLAS	1	5,616	1	5,616		POLK	1	3,024	1	3,024	
PUTNAM	1	10,584	1	10,584		SARASOTA	1	3,904	1	3,904	
TAYLOR	1	3,700	1	3,700		VOLUSIA	6	33,954	6	33,954	
WAKULLA	6	49,376	6	49,376		WALTON	1	5,158	1	5,158	
						Totals:	119	740,693	119	740,693	0

DEPARTMENT OF ENVIRONMENTAL PROTECTION "DEP"

**DEPARTMENT OF MANAGEMENT SERVICES
STATE FACILITIES INVENTORY**

May, 2003

County Summary

DEPARTMENT OF JUVENILE JUSTICE "DJJ"

		<i>2001/2002 6B</i>		<i>2002/2003 6C</i>				<i>2001/2002 6B</i>		<i>2002/2003 6C</i>			
<i>County</i>	<i>Bldgs</i>	<i>Sq Ft</i>	<i>Bldgs</i>	<i>Sq Ft</i>	<i>Dif</i>	<i>County</i>	<i>Bldgs</i>	<i>Sq Ft</i>	<i>Bldgs</i>	<i>Sq Ft</i>	<i>Dif</i>		
ALACHUA	2	32,124	2	32,124		BAY	1	22,171	1	22,171			
BREVARD	2	27,439	2	27,439		BROWARD	7	136,858	6	133,058	-1		
CITRUS	1	40,850	1	40,850		DADE	37	320,003	37	320,003			
DESOTO	66	1,296,594	66	1,296,594		DUVAL	5	85,801	5	85,801			
ESCAMBIA	1	10,116	1	10,116		HAMILTON	4	13,390	4	13,390			
HILLSBOROUGH	11	161,614	11	161,614		JACKSON	42	257,121	42	257,121			
JEFFERSON	1	15,260	1	15,260		LEE	2	30,740	2	30,740			
LEON	3	43,295	3	43,295		LIBERTY	1	28,014	1	28,014			
MADISON	1	17,000	1	17,000		MANATEE	1	26,640	1	26,640			
MARION	7	48,935	7	48,935		NASSAU	3	15,738	3	15,738			
OKALOOSA	7	87,436	7	87,436		OKEECHOBEE	35	201,268	35	201,268			
ORANGE	10	117,736	10	117,736		PALM BEACH	3	49,893	3	49,893			
PASCO	1	16,593	1	16,593		PINELLAS	3	45,318	3	45,318			
POLK	29	165,592	29	165,592		SANTA ROSA	1	7,248	1	7,248			
SEMINOLE	1	12,712	1	12,712		ST LUCIE	1	26,217	1	26,217			
VOLUSIA	4	45,851	4	45,851		WASHINGTON	1	3,318	2	6,918	1		
							Totals:	294	3,408,885	294	3,408,685	0	

DEPARTMENT OF JUVENILE JUSTICE "DJJ"

**DEPARTMENT OF MANAGEMENT SERVICES
STATE FACILITIES INVENTORY**

May, 2003

County Summary

Page 7 of 20

DEPARTMENT OF LAW ENFORCEMENT "DLE"

		<i>2001/2002 6B</i>		<i>2002/2003 6C</i>				<i>2001/2002 6B</i>		<i>2002/2003 6C</i>			
<i>County</i>	<i>Bldgs</i>	<i>Sq Ft</i>	<i>Bldgs</i>	<i>Sq Ft</i>	<i>Dif</i>	<i>County</i>	<i>Bldgs</i>	<i>Sq Ft</i>	<i>Bldgs</i>	<i>Sq Ft</i>	<i>Dif</i>		
DUVAL	1	37,500	0	0	-1	HILLSBOROUGH	1	111,610	1	111,610			
							Totals:	2	149,110	1	111,610	-1	

DEPARTMENT OF LAW ENFORCEMENT "DLE"

**DEPARTMENT OF MANAGEMENT SERVICES
STATE FACILITIES INVENTORY**

May, 2003

County Summary

DEPARTMENT OF MANAGEMENT SERVICES "DMS"

		<i>2001/2002 6B</i>		<i>2002/2003 6C</i>				<i>2001/2002 6B</i>		<i>2002/2003 6C</i>			
<i>County</i>	<i>Bldgs</i>	<i>Sq Ft</i>	<i>Bldgs</i>	<i>Sq Ft</i>	<i>Dif</i>	<i>County</i>	<i>Bldgs</i>	<i>Sq Ft</i>	<i>Bldgs</i>	<i>Sq Ft</i>	<i>Dif</i>		
ALACHUA	2	55,088	2	55,088		BRADFORD	5	126,280	5	126,280			
BROWARD	2	254,524	2	254,524		DADE	8	981,197	8	981,197			
DUVAL	6	300,185	6	300,185		ESCAMBIA	1	110,884	1	110,884			
HILLSBOROUGH	2	179,316	2	179,316		JACKSON	1	15,000	1	15,000			
LEE	2	489,778	2	489,778		LEON	82	7,873,129	82	7,880,867			
MONROE	1	42,856	1	42,856		ORANGE	5	927,027	5	927,027			
PALM BEACH	1	100,831	1	100,831		PINELLAS	2	228,892	2	228,892			
POLK	2	190,440	2	190,440		ST LUCIE	1	89,816	1	89,816			
VOLUSIA	2	232,505	2	232,505									
							Totals:	125	12,197,748	125	12,205,486	0	

DEPARTMENT OF MANAGEMENT SERVICES "DMS"

**DEPARTMENT OF MANAGEMENT SERVICES
STATE FACILITIES INVENTORY**

May, 2003

County Summary

Page 9 of 20

DEPARTMENT OF CORRECTIONS "DOC"

2001/2002 6B		2002/2003 6C		Dif	County	2001/2002 6B		2002/2003 6C		Dif	
County	Bldgs	Sq Ft	Bldgs			Sq Ft	Bldgs	Sq Ft	Bldgs		Sq Ft
ALACHUA	20	134,712	20	134,712		BAKER	28	282,617	28	282,617	
BAY	1	13,601	1	13,601		BRADFORD	79	933,191	80	933,718	1
BREVARD	24	317,167	25	320,267	1	BROWARD	24	237,013	27	242,628	3
CALHOUN	28	232,236	28	232,236		CHARLOTTE	30	299,947	30	299,947	
COLLIER	2	14,604	0	0	-2	COLUMBIA	24	385,428	27	282,503	3
DADE	94	1,239,365	98	1,252,165	4	DESOTO	53	524,417	33	344,814	-20
DIXIE	30	228,246	30	228,246		DUVAL	2	19,246	2	19,246	
ESCAMBIA	33	303,680	33	303,680		FRANKLIN	6	34,682	6	34,682	
GADSDEN	8	67,394	13	225,950	5	GILCHRIST	36	241,812	36	242,634	
GULF	50	510,230	51	521,570	1	HAMILTON	48	464,129	47	474,045	-1
HARDEE	36	344,279	37	345,279	1	HENDRY	43	348,695	45	355,745	2
HERNANDO	11	76,018	11	76,018		HILLSBOROUGH	20	155,692	22	146,451	2
HOLMES	28	240,174	28	240,174		INDIAN RIVER	19	121,370	20	126,170	1
JACKSON	72	893,661	77	775,798	5	JEFFERSON	22	186,911	26	219,251	4
LAFAYETTE	32	251,654	37	268,150	5	LAKE	31	297,825	31	301,977	
LEE	2	15,594	2	15,594		LEON	2	26,643	2	26,643	
LEVY	8	32,906	8	32,906		LIBERTY	27	250,011	29	257,946	2
MADISON	32	248,858	32	248,858		MANATEE	2	11,200	2	11,200	
MARION	70	567,503	86	749,327	16	MARTIN	33	369,534	36	372,234	3
MONROE	2	14,182	2	14,182		OKALOOSA	26	240,147	27	243,347	1
OKEECHOBEE	23	341,995	30	379,772	7	ORANGE	52	517,358	52	517,358	
OSCEOLA	3	17,100	3	17,100		PALM BEACH	39	461,416	37	453,539	-2
PASCO	19	195,961	21	203,793	2	PINELLAS	9	56,235	9	56,235	
POLK	92	650,606	92	650,606		PUTNAM	11	85,138	11	85,138	
SANTA ROSA	28	354,680	30	364,272	2	ST LUCIE	1	9,540	1	9,540	
SUMTER	31	460,275	31	460,275		TAYLOR	35	405,022	44	481,782	9
UNION	95	1,151,394	97	1,186,089	2	VOLUSIA	29	239,189	29	239,189	
WAKULLA	22	252,810	25	279,974	3	WALTON	28	240,928	29	244,844	1
WASHINGTON	25	271,533	28	291,900	3						
						Totals:	1680	16,887,754	1744	17,137,917	64

DEPARTMENT OF CORRECTIONS "DOC"

**DEPARTMENT OF MANAGEMENT SERVICES
STATE FACILITIES INVENTORY**

May, 2003

County Summary

Page 10 of 20

DEPARTMENT OF EDUCATION "DOE"											
		<i>2001/2002 6B</i>		<i>2002/2003 6C</i>				<i>2001/2002 6B</i>		<i>2002/2003 6C</i>	
<i>County</i>	<i>Bldgs</i>	<i>Sq Ft</i>	<i>Bldgs</i>	<i>Sq Ft</i>	<i>Dif</i>	<i>County</i>	<i>Bldgs</i>	<i>Sq Ft</i>	<i>Bldgs</i>	<i>Sq Ft</i>	<i>Dif</i>
DADE	1	21,250	1	21,250		DUVAL	1	55,000	1	55,000	
HILLSBOROUGH	1	46,173	1	46,173		ORANGE	1	47,000	1	47,000	
PALM BEACH	1	33,200	1	33,200		ST JOHNS	36	692,739	38	711,197	2
Totals:							41	895,362	43	913,820	2
DEPARTMENT OF EDUCATION "DOE"											

**DEPARTMENT OF MANAGEMENT SERVICES
STATE FACILITIES INVENTORY**

May, 2003

County Summary

Page 11 of 20

DEPARTMENT OF HEALTH "DOH"

		<i>2001/2002 6B</i>		<i>2002/2003 6C</i>				<i>2001/2002 6B</i>		<i>2002/2003 6C</i>			
<i>County</i>	<i>Bldgs</i>	<i>Sq Ft</i>	<i>Bldgs</i>	<i>Sq Ft</i>	<i>Dif</i>	<i>County</i>	<i>Bldgs</i>	<i>Sq Ft</i>	<i>Bldgs</i>	<i>Sq Ft</i>	<i>Dif</i>		
ALACHUA	1	51,800	1	51,800		BREVARD	1	9,900	1	9,900			
BROWARD	1	48,000	1	48,000		DADE	1	84,800	1	84,800			
DUVAL	7	229,465	8	246,840	1	ESCAMBIA	1	8,625	1	8,625			
HILLSBOROUGH	1	11,400	1	41,000		LEON	0	0	1	31,500	1		
ORANGE	1	8,896	1	8,896		PALM BEACH	9	278,484	9	278,484			
							Totals:	23	731,370	25	809,845	2	

DEPARTMENT OF HEALTH "DOH"

**DEPARTMENT OF MANAGEMENT SERVICES
STATE FACILITIES INVENTORY**

May, 2003

County Summary

Page 12 of 20

DEPARTMENT OF INSURANCE "DOI"											
	<i>2001/2002 6B</i>		<i>2002/2003 6C</i>				<i>2001/2002 6B</i>		<i>2002/2003 6C</i>		
<i>County</i>	<i>Bldgs</i>	<i>Sq Ft</i>	<i>Bldgs</i>	<i>Sq Ft</i>	<i>Dif</i>	<i>County</i>	<i>Bldgs</i>	<i>Sq Ft</i>	<i>Bldgs</i>	<i>Sq Ft</i>	<i>Dif</i>
GADSDEN	1	10,678	1	10,678		MARION	7	83,165	7	83,165	
Totals:							8	93,843	8	93,843	0
DEPARTMENT OF INSURANCE "DOI"											

**DEPARTMENT OF MANAGEMENT SERVICES
STATE FACILITIES INVENTORY**

May, 2003

County Summary

Page 13 of 20

DEPARTMENT OF STATE "DOS"												
		<i>2001/2002 6B</i>		<i>2002/2003 6C</i>				<i>2001/2002 6B</i>		<i>2002/2003 6C</i>		
<i>County</i>	<i>Bldgs</i>	<i>Sq Ft</i>	<i>Bldgs</i>	<i>Sq Ft</i>	<i>Dif</i>	<i>County</i>	<i>Bldgs</i>	<i>Sq Ft</i>	<i>Bldgs</i>	<i>Sq Ft</i>	<i>Dif</i>	
DADE	1	45,000	1	45,000		LEON	16	70,304	16	70,304		
MONROE	2	16,758	2	16,758		SARASOTA	6	263,788	1	3,488	-5	
ST JOHNS	4	37,191	4	37,191								
							Totals:	29	433,041	24	172,741	-5
DEPARTMENT OF STATE "DOS"												

**DEPARTMENT OF MANAGEMENT SERVICES
STATE FACILITIES INVENTORY**

May, 2003

County Summary

Page 14 of 20

DEPARTMENT OF TRANSPORTATION "DOT"

2001/2002 6B		2002/2003 6C		Dif	County	2001/2002 6B		2002/2003 6C		Dif	
County	Bldgs	Sq Ft	Bldgs			Sq Ft	Bldgs	Sq Ft	Bldgs		Sq Ft
ALACHUA	28	259,645	29	341,067	1	BAY	5	36,623	5	36,623	
BREVARD	7	26,502	7	26,502		BROWARD	33	452,557	33	452,557	
CHARLOTTE	1	3,437	1	3,437		COLLIER	4	18,232	6	32,836	2
COLUMBIA	16	269,902	15	209,902	-1	DADE	29	414,796	29	414,796	
DESOTO	3	11,440	3	11,440		DUVAL	9	111,300	9	111,300	
ESCAMBIA	4	42,175	4	42,175		GADSDEN	8	75,609	8	75,609	
HAMILTON	1	12,810	1	12,810		HENDRY	2	7,888	2	7,888	
HERNANDO	8	68,734	8	68,734		HIGHLANDS	1	3,600	1	3,600	
HILLSBOROUGH	18	286,624	18	286,624		HOLMES	1	4,633	1	4,633	
JACKSON	5	23,704	5	23,704		LAKE	9	68,579	9	68,579	
LEE	6	37,511	6	37,511		LEON	7	289,012	7	289,012	
LEVY	3	28,448	3	28,448		MANATEE	1	4,878	1	4,878	
MARION	4	17,277	4	17,277		MARTIN	4	17,076	4	17,076	
MONROE	1	17,155	1	17,155		OKEECHOBEE	3	30,561	3	30,561	
ORANGE	21	335,482	21	335,482		OSCEOLA	4	35,176	4	35,176	
PALM BEACH	14	173,330	14	173,330		PASCO	4	25,413	4	25,413	
PINELLAS	11	67,981	11	67,981		POLK	15	224,110	15	224,110	
SANTA ROSA	1	4,040	1	4,040		SARASOTA	3	12,721	3	12,721	
SEMINOLE	7	38,560	7	38,560		ST JOHNS	6	47,687	6	47,687	
ST LUCIE	13	100,319	13	100,319		SUMTER	3	26,444	3	26,444	
TAYLOR	4	34,371	4	34,371		VOLUSIA	10	270,289	11	273,634	1
WALTON	2	8,280	2	8,280		WASHINGTON	9	174,017	9	174,017	
						Totals:	348	4,218,928	351	4,258,299	3

DEPARTMENT OF TRANSPORTATION "DOT"

**DEPARTMENT OF MANAGEMENT SERVICES
STATE FACILITIES INVENTORY**

May, 2003

Page 15 of 20

County Summary

FLORIDA DEPARTMENT OF VETERANS AFFAIRS "FDVA"											
County	2001/2002 6B		2002/2003 6C		Dif	County	2001/2002 6B		2002/2003 6C		Dif
	Bldgs	Sq Ft	Bldgs	Sq Ft			Bldgs	Sq Ft	Bldgs	Sq Ft	
BAY	0	0	1	69,230	1	BROWARD	0	0	1	69,230	1
CHARLOTTE	0	0	1	69,230	1	COLUMBIA	2	73,342	2	73,342	
PASCO	0	0	1	73,475	1	VOLUSIA	1	69,230	1	69,230	
						Totals:	3	142,572	7	423,737	4
FLORIDA DEPARTMENT OF VETERANS AFFAIRS "FDVA"											

**DEPARTMENT OF MANAGEMENT SERVICES
STATE FACILITIES INVENTORY**

May, 2003

County Summary

Page 16 of 20

DEPARTMENT OF FISH AND WILDLIFE CONSERVATION COMMISSION "FWCC"

		<i>2001/2002 6B</i>		<i>2002/2003 6C</i>				<i>2001/2002 6B</i>		<i>2002/2003 6C</i>			
<i>County</i>	<i>Bldgs</i>	<i>Sq Ft</i>	<i>Bldgs</i>	<i>Sq Ft</i>	<i>Dif</i>	<i>County</i>	<i>Bldgs</i>	<i>Sq Ft</i>	<i>Bldgs</i>	<i>Sq Ft</i>	<i>Dif</i>		
ALACHUA	1	13,263	1	13,263		BAY	3	11,504	3	11,504			
BROWARD	1	14,000	1	14,000		CHARLOTTE	1	5,122	1	5,122			
CITRUS	1	5,006	1	5,006		COLUMBIA	1	5,652	1	5,652			
DADE	2	14,500	2	14,500		DUVAL	1	2,304	1	2,304			
ESCAMBIA	1	3,899	1	3,899		FRANKLIN	0	0	1	9,000	1		
GADSDEN	2	9,866	2	9,866		HERNANDO	0	0	1	9,000	1		
HILLSBOROUGH	1	3,381	1	3,381		LAKE	2	9,923	2	9,923			
LEON	2	100,750	2	100,750		MARION	3	20,806	3	20,806			
MONROE	1	1,900	1	1,900		PALM BEACH	2	19,764	3	28,764	1		
PINELLAS	3	144,719	3	144,719		POLK	2	19,910	2	19,910			
							Totals:	30	406,269	33	433,269	3	

DEPARTMENT OF FISH AND WILDLIFE CONSERVATION COMMISSION "FWCC"

**DEPARTMENT OF MANAGEMENT SERVICES
STATE FACILITIES INVENTORY**

May, 2003

County Summary

Page 17 of 20

DEPARTMENT OF HIGHWAY SAFETY AND MOTOR VEHICLES "HSMV"

		2001/2002 6B		2002/2003 6C				2001/2002 6B		2002/2003 6C			
County	Bldgs	Sq Ft	Bldgs	Sq Ft	Dif	County	Bldgs	Sq Ft	Bldgs	Sq Ft	Dif		
ALACHUA	1	3,034	1	3,641		BAY	2	10,033	2	14,246			
BRADFORD	0	0	1	3,600	1	BREVARD	2	12,437	4	18,859	2		
BROWARD	2	17,500	2	17,500		CLAY	1	3,226	1	3,226			
COLLIER	1	3,500	1	3,500		COLUMBIA	1	6,690	1	6,690			
DADE	5	53,579	5	53,579		DESOTO	1	3,328	1	3,328			
DIXIE	1	3,176	1	3,176		DUVAL	2	22,369	2	22,369			
ESCAMBIA	3	10,113	3	10,113		GADSDEN	1	3,502	1	3,502			
HERNANDO	1	4,557	1	4,557		HILLSBOROUGH	4	35,270	4	35,270			
LAKE	0	0	1	3,000	1	LEE	1	3,300	2	6,527	1		
LEON	4	443,591	8	525,372	4	MANATEE	2	11,110	1	5,770	-1		
MARION	0	0	2	9,286	2	MONROE	1	3,640	1	3,640			
NASSAU	1	7,300	1	7,300		OKALOOSA	1	3,589	1	3,589			
ORANGE	1	11,210	1	11,210		OSCEOLA	1	4,888	1	4,888			
PALM BEACH	4	17,631	4	17,631		PASCO	1	4,968	1	4,968			
PINELLAS	1	5,319	1	5,319		POLK	2	10,829	2	10,829			
PUTNAM	1	7,539	1	7,539		SARASOTA	2	7,936	2	7,936			
ST JOHNS	1	2,500	1	2,500		ST LUCIE	1	4,400	1	4,400			
VOLUSIA	3	11,431	3	14,856									
							Totals:	56	753,495	66	863,716	10	

DEPARTMENT OF HIGHWAY SAFETY AND MOTOR VEHICLES "HSMV"

**DEPARTMENT OF MANAGEMENT SERVICES
STATE FACILITIES INVENTORY**

May, 2003

County Summary

Page 18 of 20

JUDICIAL BRANCH "JB"												
		<i>2001/2002 6B</i>		<i>2002/2003 6C</i>				<i>2001/2002 6B</i>		<i>2002/2003 6C</i>		
<i>County</i>	<i>Bldgs</i>	<i>Sq Ft</i>	<i>Bldgs</i>	<i>Sq Ft</i>	<i>Dif</i>	<i>County</i>	<i>Bldgs</i>	<i>Sq Ft</i>	<i>Bldgs</i>	<i>Sq Ft</i>	<i>Dif</i>	
DADE	1	61,540	1	61,540		LEON	2	231,385	2	231,385		
PALM BEACH	1	37,000	1	37,000		POLK	1	26,300	1	26,300		
VOLUSIA	1	62,900	1	62,900								
							Totals:	6	419,125	6	419,125	0
JUDICIAL BRANCH "JB"												

**DEPARTMENT OF MANAGEMENT SERVICES
STATE FACILITIES INVENTORY**

May, 2003

County Summary

DEPARTMENT OF MILITARY AFFAIRS "MA"

		2001/2002 6B		2002/2003 6C				2001/2002 6B		2002/2003 6C			
County	Bldgs	Sq Ft	Bldgs	Sq Ft	Dif	County	Bldgs	Sq Ft	Bldgs	Sq Ft	Dif		
BAY	1	30,435	1	30,435		BRADFORD	3	29,779	3	29,779			
BREVARD	1	14,560	1	14,560		BROWARD	5	43,417	5	43,417			
CITRUS	4	37,294	4	37,294		CLAY	94	663,181	95	677,581	1		
COLUMBIA	4	29,108	4	29,108		DADE	4	76,853	4	76,853			
DESOTO	1	13,475	1	13,475		DUVAL	7	156,694	7	156,694			
ESCAMBIA	1	17,148	2	17,148	1	FRANKLIN	2	19,393	2	19,393			
GADSDEN	1	28,039	1	28,039		HERNANDO	2	31,667	3	44,118	1		
HIGHLANDS	1	12,534	1	12,534		HILLSBOROUGH	8	139,403	8	139,403			
HOLMES	1	12,232	1	12,232		JACKSON	1	12,826	1	12,826			
LAKE	5	46,339	5	46,339		LEE	1	11,209	1	11,209			
LEON	2	39,307	2	39,307		MANATEE	3	31,115	3	31,115			
MARION	1	22,928	1	22,928		OKALOOSA	1	11,681	1	11,681			
ORANGE	1	30,150	1	30,150		PALM BEACH	2	72,904	2	72,904			
PASCO	1	14,055	1	14,055		PINELLAS	5	52,431	5	52,431			
POLK	10	133,141	10	133,141		PUTNAM	2	21,475	2	21,475			
SARASOTA	2	27,282	2	27,282		SEMINOLE	1	14,520	1	14,520			
ST JOHNS	19	249,931	19	249,931		ST LUCIE	1	15,369	1	15,369			
SUWANNEE	2	17,650	2	17,650		VOLUSIA	2	39,056	2	39,056			
WALTON	1	11,759	1	11,759		WASHINGTON	2	18,432	2	18,432			
							Totals:	205	2,248,772	208	2,275,623	3	

DEPARTMENT OF MILITARY AFFAIRS "MA"

**DEPARTMENT OF MANAGEMENT SERVICES
STATE FACILITIES INVENTORY**

May, 2003

County Summary

Page 20 of 20

PRISON INDUSTRIES "PRID"

		<i>2001/2002 6B</i>		<i>2002/2003 6C</i>				<i>2001/2002 6B</i>		<i>2002/2003 6C</i>			
<i>County</i>	<i>Bldgs</i>	<i>Sq Ft</i>	<i>Bldgs</i>	<i>Sq Ft</i>	<i>Dif</i>	<i>County</i>	<i>Bldgs</i>	<i>Sq Ft</i>	<i>Bldgs</i>	<i>Sq Ft</i>	<i>Dif</i>		
BAKER	1	10,644	1	10,644		BRADFORD	2	49,795	2	49,795			
BROWARD	0	0	1	9,312	1	CALHOUN	1	38,080	1	38,080			
DADE	3	31,986	3	31,986		DIXIE	1	17,096	1	17,096			
HENDRY	2	8,995	2	8,995		JACKSON	24	191,672	24	191,672			
LIBERTY	1	15,408	1	15,408		MADISON	1	34,761	1	34,761			
MARION	5	50,362	5	50,362		PALM BEACH	3	28,486	3	28,486			
POLK	5	160,710	5	160,710		SUMTER	1	24,000	1	24,000			
UNION	18	195,351	18	195,351		VOLUSIA	2	31,800	2	31,800			
							Totals:	70	889,146	71	898,458	1	

PRISON INDUSTRIES "PRID"

**DEPARTMENT OF MANAGEMENT SERVICES
STATE FACILITIES INVENTORY**

**Deficiency Correction Projects
Finished or Originated for Cycle 6C**

May , 2003

Page 1 of 1

Agency	<i>FINISHED since last assestment</i> FIN		<i>NEW THIS CYCLE</i> ORG	
	# DCPS	\$ Amount	# DCPS	\$ Amount
DCF	0	0.00	8	255,283.94
DMS	68	4,447,383.22	73	12,498,024.14
DOC	240	4,979,825.14	564	19,877,291.80
FDVA	0	0.00	6	87,107.20
MA	1	18,533.10	1	18,286.43
TOTAL	309	9,445,741.45	652	32,735,993.51

**DEPARTMENT OF MANAGEMENT SERVICES
STATE FACILITIES INVENTORY**

May , 2003

**Deficiency Correction Projects
Current Status in Cycle 6C**

Page 1 of 1

Agency	ORIGINATED ORG		NO EVIDENT ACTION NEA		ACTION IN PROGRESS ACT		TOTAL	
	# DCPS	\$ Amount	# DCPS	\$ Amount	# DCPS	\$ Amount	# DCPS	\$ Amount
AGCS	214	2,531,580	473	9,417,988	32	581,338	719	12,530,906
AWI	22	230,115	19	40,957	2	20,574	43	291,646
DCF	623	38,032,726	1,214	40,458,551	52	5,213,365	1,889	83,704,642
DCIT	0	0	2	7,286	1	108,877	3	116,163
DEP	117	7,054,975	177	6,648,810	14	524,591	308	14,228,375
DJJ	676	13,626,954	533	7,215,297	9	450,268	1,218	21,292,519
DMS	73	12,498,024	407	76,995,166	41	6,402,075	521	95,895,265
DOC	631	22,510,375	600	23,598,745	13	1,435,839	1,244	47,544,959
DOE	40	1,069,955	6	370,968	3	232,785	49	1,673,708
DOH	21	1,242,239	98	4,073,336	16	699,334	135	6,014,909
DOI	2	61,680	12	186,767	0	0	14	248,448
DOS	17	332,796	15	14,758,557	0	0	32	15,091,352
DOT	176	3,680,132	264	1,172,095	15	641,787	455	5,494,013
FDVA	12	159,379	4	13,133	0	0	16	172,513
FWCC	38	11,464,100	53	2,416,895	7	38,273	98	13,919,267
HSMV	108	1,902,447	160	7,499,745	2	34,438	270	9,436,630
JB	11	744,463	12	153,567	7	220,024	30	1,118,054
MA	217	5,264,337	469	5,891,592	13	947,083	699	12,103,011
PRID	41	898,403	58	605,294	0	0	99	1,503,697
Total	3,039	123,304,680	4,576	201,524,746	227	17,550,652	7,842	342,380,078

Deficiency Correction Projects Current Status in Cycle 6C