

**Department of Management Services  
State Facilities Inventory**

July, 2002

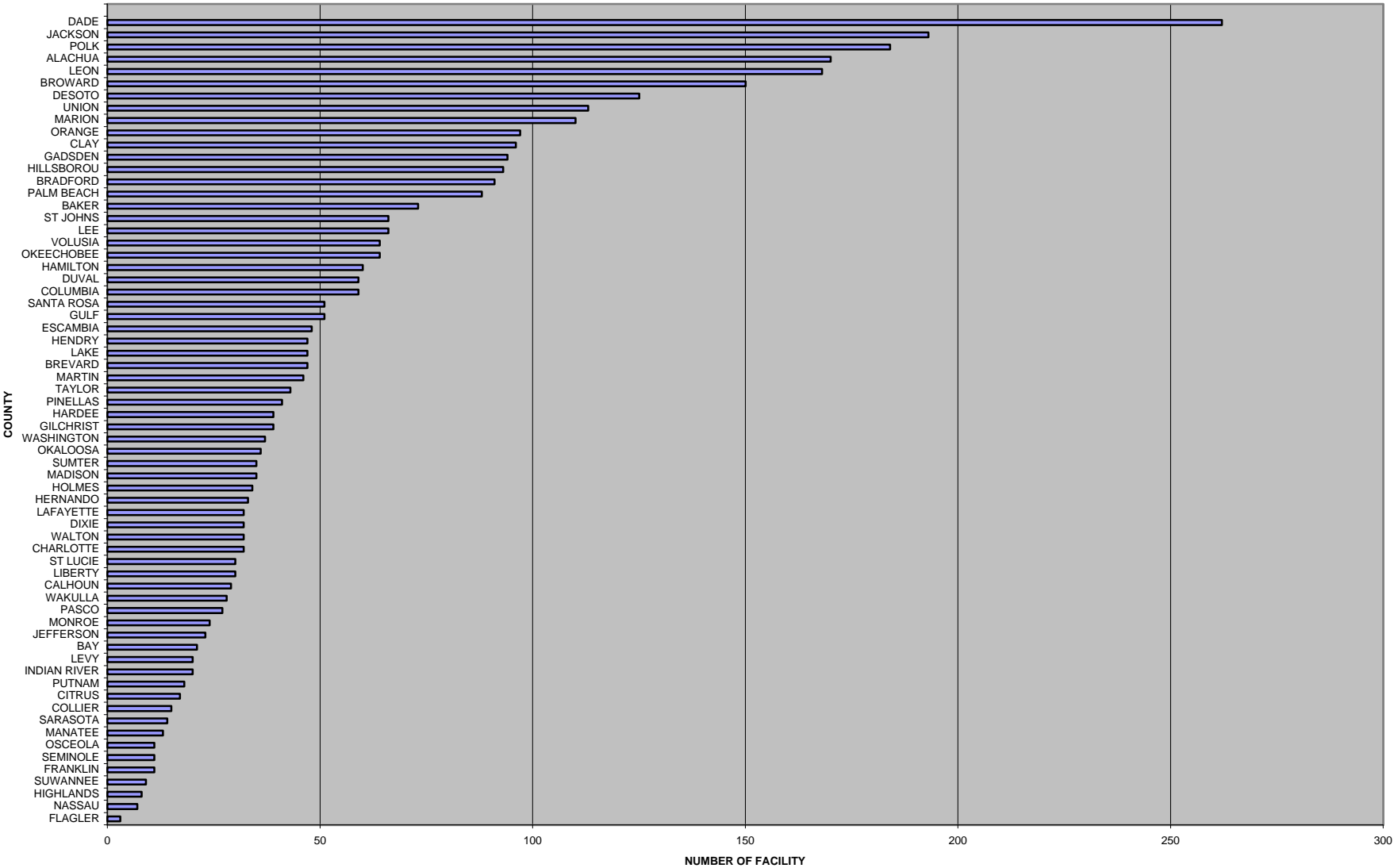
**Facility Summary**

Page 1 of 1

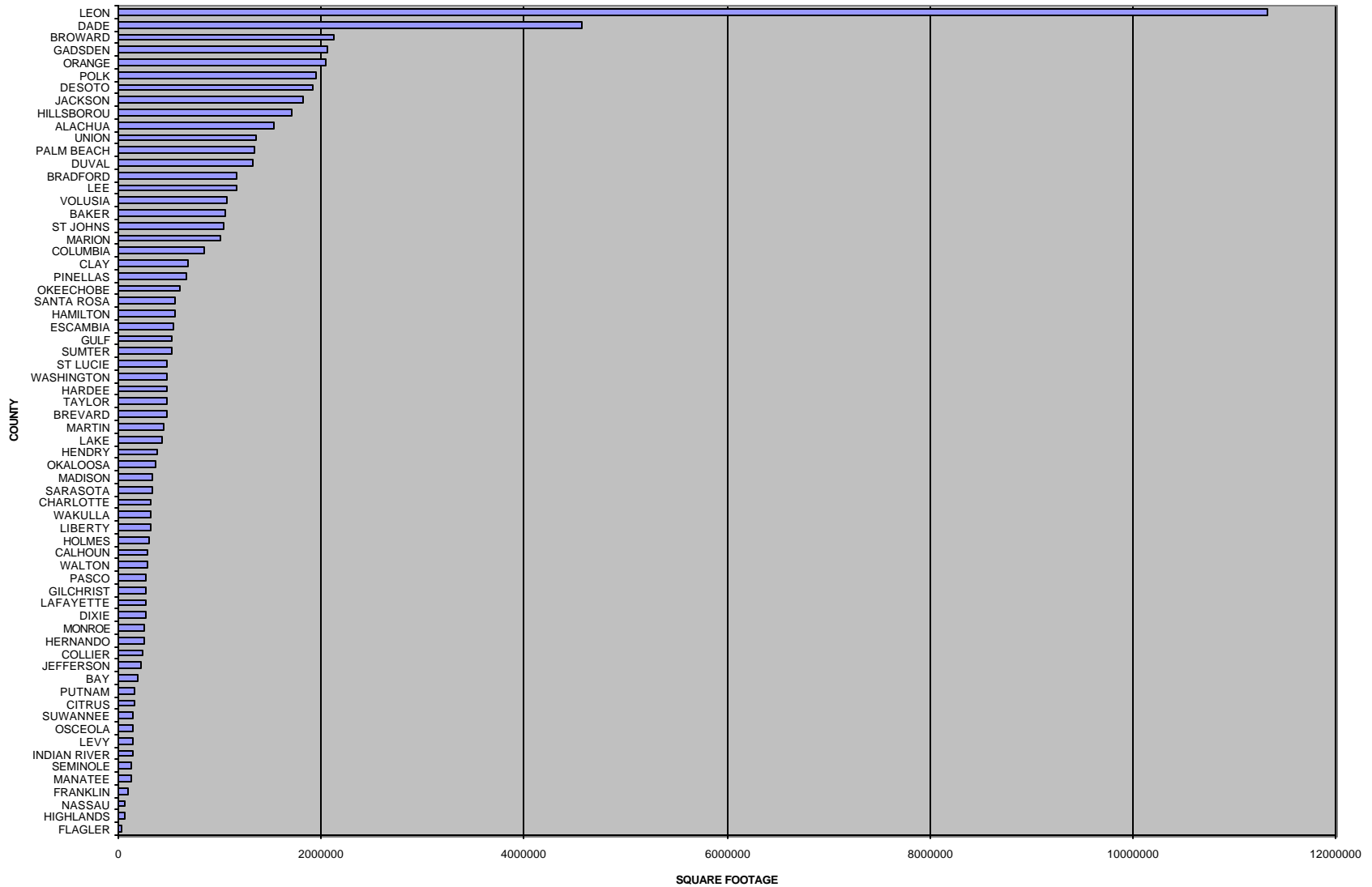
<b>Acronym</b>	<b>Agency Name</b>	<b>Total Buildings</b>	<b>Total Gross Sq Ft</b>
AWI	AGENCY FOR WORKFORCE INNOVATION	19	550,588
AGCS	DEPARTMENT OF AGRICULTURE AND CONSUMER SERVICES	207	3,246,288
DCF	DEPARTMENT OF CHILDREN AND FAMILIES	491	6,355,881
DCIT	DEPARTMENT OF CITRUS	1	39,836
DOC	DEPARTMENT OF CORRECTIONS	1,680	16,887,754
DOE	DEPARTMENT OF EDUCATION	41	895,362
DEP	DEPARTMENT OF ENVIRONMENTAL PROTECTION	119	740,693
FWCC	DEPARTMENT OF FISH AND WILDLIFE CONSERVATION COMMISSION	30	406,269
DOH	DEPARTMENT OF HEALTH	23	731,370
HSMV	DEPARTMENT OF HIGHWAY SAFETY AND MOTOR VEHICLES	56	753,495
DOI	DEPARTMENT OF INSURANCE	8	93,843
DJJ	DEPARTMENT OF JUVENILE JUSTICE	294	3,408,885
DLE	DEPARTMENT OF LAW ENFORCEMENT	2	149,110
DMS	DEPARTMENT OF MANAGEMENT SERVICES	125	12,197,748
MA	DEPARTMENT OF MILITARY AFFAIRS	205	2,248,772
DOS	DEPARTMENT OF STATE	29	433,041
DOT	DEPARTMENT OF TRANSPORTATION	348	4,218,928
FDVA	FLORIDA DEPARTMENT OF VETERANS AFFAIRS	3	142,572
JB	JUDICIAL BRANCH	6	419,125
PRID	PRISON INDUSTRIES	70	889,146
<b>Totals 6B:</b>		<b>1,070</b>	<b>23,101,694</b>
<b>Totals All Cycle:</b>		<b>3,757</b>	<b>54,808,706</b>

**Agency Summary Table**

NUMBER OF FACILITY BY COUNTY

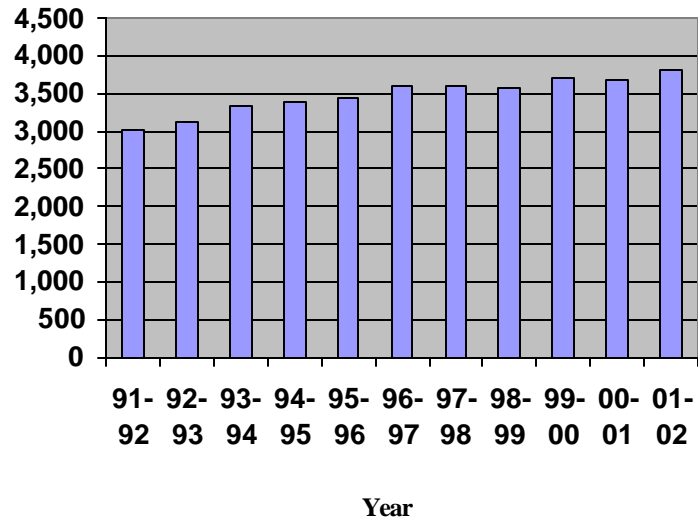


### SQUARE FOOTAGE OF FACILITY BY COUNTY

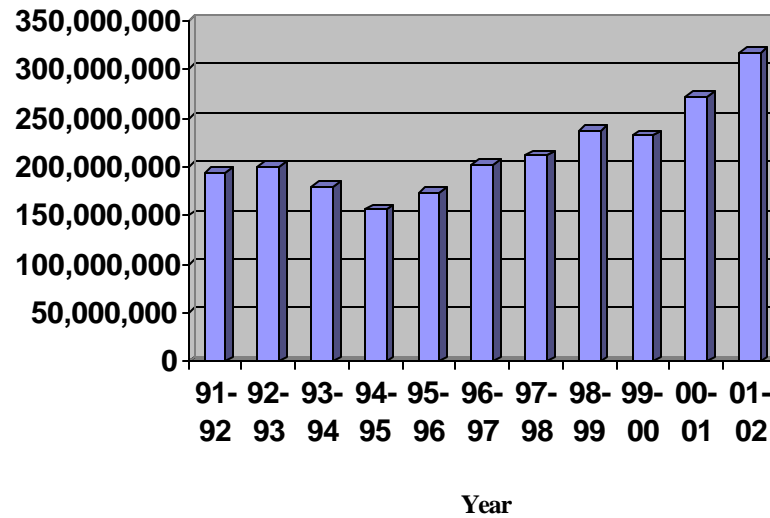


DEPARTMENT OF MANAGEMENT SERVICES  
STATE FACILITIES INVENTORY  
**DEFICIENCY TOTAL BY CYCLE**

**Number of State Owned Building**



**Cost of Deficiencies per Year**



Cycle	91-92	92-93	93-94	94-95	95-96	96-97	97-98	98-99	99-00	00-01	01-02
Buildings	3,010	3,109	3,325	3,379	3,433	3,586	3,584	3,558	3,694	3,683	3,771
Deficiencies	194,408,105	200,165,593	179,543,052	155,747,052	173,093,237	201,410,911	211,492,695	237,517,010	231,711,854	272,121,445	317,286,864

**DEPARTMENT OF MANAGEMENT SERVICES  
STATE FACILITIES INVENTORY**

July, 2002

**Facilities Added or Deleted Summary**

Page 1 of 1

	Agency Name	DELETED		ADDED		PRESENT	
		# Bldg	Total Gross Sq Ft	# Bldg	Total Gross Sq Ft	# Bldg	Total Gross Sq Ft
AGCS	DEPARTMENT OF AGRICULTURE AND CONSUMER SERVICES	0	0	0	0	207	3,246,288
AWI	AGENCY FOR WORKFORCE INNOVATION	0	0	0	0	19	550,588
DCF	DEPARTMENT OF CHILDREN AND FAMILIES	0	0	0	0	491	6,355,881
DCIT	DEPARTMENT OF CITRUS	0	0	0	0	1	39,836
DEP	DEPARTMENT OF ENVIRONMENTAL PROTECTION	0	0	1	5,616	119	740,693
DJJ	DEPARTMENT OF JUVENILE JUSTICE	7	32,558	38	393,748	294	3,408,885
DLE	DEPARTMENT OF LAW ENFORCEMENT	0	0	0	0	2	149,110
DMS	DEPARTMENT OF MANAGEMENT SERVICES	0	0	5	236,675	125	12,197,748
DOC	DEPARTMENT OF CORRECTIONS	0	0	0	0	1,680	16,887,754
DOE	DEPARTMENT OF EDUCATION	0	0	6	221,079	41	895,362
DOH	DEPARTMENT OF HEALTH	0	0	1	34,000	23	731,370
DOI	DEPARTMENT OF INSURANCE	0	0	0	0	8	93,843
DOS	DEPARTMENT OF STATE	0	0	0	0	29	433,041
DOT	DEPARTMENT OF TRANSPORTATION	26	152,061	46	621,624	348	4,218,928
FDVA	FLORIDA DEPARTMENT OF VETERANS AFFAIRS	0	0	1	4,000	3	142,572
FWCC	DEPARTMENT OF FISH AND WILDLIFE CONSERVATION COMMISSION	0	0	0	0	30	406,269
HSMV	DEPARTMENT OF HIGHWAY SAFETY AND MOTOR VEHICLES	0	0	0	0	56	753,495
JB	JUDICIAL BRANCH	0	0	0	0	6	419,125
MA	DEPARTMENT OF MILITARY AFFAIRS	4	14,505	11	105,763	205	2,248,772
PRID	PRISON INDUSTRIES	3	17,320	1	3,770	70	889,146
	<b>TOTALS</b>	<b>40</b>	<b>216,444</b>	<b>110</b>	<b>1,626,275</b>	<b>3,757</b>	<b>54,808,706</b>

**Facilities Added or Deleted Cycle 6B**

**DEPARTMENT OF MANAGEMENT SERVICES  
STATE FACILITIES INVENTORY**

July, 2002

**Added Facilities Short List**

Page 1 of 5

<i>Ag</i>	<i>Regi</i>	<i>County</i>	<i>City</i>	<i>Facility</i>	<i>DMS #</i>	<i>Total Area</i>	<i>Built</i>	<i>Reno</i>
DEP	4	PINELLAS	ST PETERSBURG	SUNSHINE SKYWAY NORTH FISHING PIER	A - 04165	5,616	01/01/1996	
DJJ	8	DESOTO	ARCADIA	DESOTO JUVENILE CORRECTIONAL FACILITY	A - 04192	55,035	01/01/2001	
DJJ	N	ESCAMBIA	PENSACOLA	PENSACOLA BOYS BASE	A - 04144	10,116	10/01/1988	
DJJ	NW	HAMILTON	JASPER	PANTHER SUCCESS CENTER ADMINISTRATION	B - 04166	2,990	08/22/1994	
DJJ	NW	HAMILTON	JASPER	PANTHER SUCCESS CENTER CAFETERIA	A - 04167	3,952	08/22/1994	
DJJ	NW	HAMILTON	JASPER	PANTHER SUCCESS CENTER DORM A	A - 04168	3,224	08/22/1994	
DJJ	NW	HAMILTON	JASPER	PANTHER SUCCESS CENTER DORM B	A - 04169	3,224	08/22/1994	
DJJ	3	HILLSBOROUGH	TAMPA	CONSEQUENCE DETENTION	A - 04123	3,696	03/01/2002	
DJJ	3	HILLSBOROUGH	TAMPA	HILLSBOROUGH EAST JDC	A - 04124	24,923	03/01/2001	
DJJ	3	HILLSBOROUGH	TAMPA	HILLSBOROUGH FEMALE DETENTION	A - 04125	23,983	03/01/2002	
DJJ	3	HILLSBOROUGH	TAMPA	HILLSBOROUGH ACADEMY	A - 04126	12,480	03/01/2001	
DJJ	3	HILLSBOROUGH	TAMPA	FALKENBURG ACADEMY, ADMINISTRATION	A - 04127	5,760	03/01/2001	
DJJ	3	HILLSBOROUGH	TAMPA	FALKENBURG ACADEMY, MULTIPURP	A - 04128	10,692	03/01/2001	
DJJ	3	HILLSBOROUGH	TAMPA	FALKENBURG ACADEMY, DORM A	A - 04129	11,928	03/01/2001	
DJJ	3	HILLSBOROUGH	TAMPA	FALKENBURG ACADEMY, DORM B	A - 04130	15,194	03/01/2001	
DJJ	3	HILLSBOROUGH	TAMPA	FALKENBURG ACADEMY, DORM C	A - 04131	11,928	03/01/2001	
DJJ		JACKSON	GRACEVILLE	GRACEVILLE VOCATIONAL YOUTH CENTER, ADMINISTRATION	A - 04153		09/01/2001	
DJJ		JACKSON	GRACEVILLE	GRACEVILLE VOCATIONAL YOUTH CENTER, CAFETERIA	A - 04154		09/01/2001	
DJJ		JACKSON	GRACEVILLE	GRACEVILLE VOCATIONAL YOUTH CENTER, EDUCATION	A - 04155		09/01/2001	
DJJ		JACKSON	GRACEVILLE	GRACEVILLE VOCATIONAL YOUTH CENTER, STAFF OFFICES	A - 04156		09/01/2001	
DJJ		JACKSON	GRACEVILLE	GRACEVILLE VOCATIONAL YOUTH CENTER, DORM 1	A - 04157		09/01/2001	
DJJ		JACKSON	GRACEVILLE	GRACEVILLE VOCATIONAL YOUTH CENTER, DORM 2	A - 04158		09/01/2001	
DJJ		JACKSON	GRACEVILLE	GRACEVILLE VOCATIONAL YOUTH CENTER, DORM 3	A - 04159		09/01/2001	
DJJ		JACKSON	GRACEVILLE	GRACEVILLE VOCATIONAL YOUTH CENTER, DORM 4	A - 04160		09/01/2001	
DJJ		JEFFERSON	MONTICELLO	MONTICELLO NEW LIFE	A - 04115	15,260	01/01/1999	
DJJ		LEON	TALLAHASSEE	SAWMILL HALFWAY HOUSE	A - 05155	9,082		
DJJ	N	LEON	TALLAHASSEE	REGIONAL DETENTION CENTER, LEON	A - 05157	24,065	01/01/1998	

**FACILITIES ADDED IN CYCLE 6B**

**DEPARTMENT OF MANAGEMENT SERVICES  
STATE FACILITIES INVENTORY**

July, 2002

**Added Facilities Short List**

Page 2 of 5

<i>Ag</i>	<i>Regi</i>	<i>County</i>	<i>City</i>	<i>Facility</i>	<i>DMS #</i>	<i>Total Area</i>	<i>Built</i>	<i>Reno</i>
DJJ	NW	LIBERTY	BRISTOL	BRISTOL/LIBERTY YOUTH ACEDEMY	A - 04173	28,014	01/01/1978	01/01/1999
DJJ	NW	MADISON	GREENVILLE	JOANN BRIDGES ACEDEMY	A - 04174	17,000	01/01/1997	
DJJ	4	NASSAU	YULEE	ADMINISTRATION BUILDING	A - 04117	3,200	01/01/2001	
DJJ		OKALOOSA	CRESTVIEW	OKALOOSA YOUTH DEVELOPEMENT CENTER	A - 04146	27,073	07/01/1997	
DJJ		OKALOOSA	CRESTVIEW	OKALOOSA REGIONAL DETENTION CENTER	A - 04147	21,063	08/01/1999	
DJJ		OKALOOSA	CRESTVIEW	OKALOOSA YOUTH ACADEMY ADMINISTRATION	A - 04148	4,500	08/01/1999	
DJJ		OKALOOSA	CRESTVIEW	OKALOOSA YOUTH ACADEMY BOOT CAMP	A - 04149	11,800	08/01/1999	
DJJ		OKALOOSA	CRESTVIEW	OKALOOSA YOUTH ACADEMY 40 BED DORM	A - 04150	8,600	08/01/1999	
DJJ		OKALOOSA	CRESTVIEW	OKALOOSA YOUTH ACADEMY 30 BED DORM	A - 04151	7,200	08/01/1999	
DJJ		OKALOOSA	CRESTVIEW	OKALOOSA YOUTH ACADEMY 30 BED DORM	A - 04152	7,200	08/01/1999	
DJJ		SANTA ROSA	MILTON	CAMP E-MA-CHAMEE	A - 04145	7,248		
DJJ	NW	WASHINGTON	VERNON	VERNON PLACE - ADMINISTRATION	A - 04171	3,318	01/01/1996	
DMS		ALACHUA	ALACHUA	REGIONAL SERVICE CENTER ALACHUA NORTH BLDG. BLDG 14107	A - 04133	27,544	01/01/2001	
DMS		ALACHUA	ALACHUA	REGIONAL SERVICE CENTER, ALACHUA, EAST BLDG	A - 04134	27,544	01/01/2001	
DMS		DADE	MIAMI	FDLE MIAMI REGIONAL OPERATION CENTER	A - 04176	80,000	04/01/2002	
DMS		DADE	MIAMI	FDLE EVIDENCE WAREHOUSE	A - 04177	10,000	04/01/2002	
DMS		DUVAL	JACKSONVILLE	REGIONAL SERVICE CENTER, JACKSONVILLE, BLDG "E" (FDLE )	A - 04143	91,587	01/01/2001	
DOE		DADE	MIAMI	WPBT-TV	A - 04182	21,250	06/01/1965	01/01/1995
DOE		DUVAL	JACKSONVILLE	WJCT-TV/FM BUILDING	A - 04178	55,000	01/01/1980	01/01/1999
DOE		HILLSBOROUGH	TAMPA	WEDU-TV	A - 04180	46,173		
DOE		ORANGE	ORLANDO	WMFE-TV / FM	A - 04179	47,000	01/01/1973	06/01/1992
DOE		PALM BEACH	BOYNTON BEACH	WXEL-TV/FM	A - 04181	33,200	01/01/1990	
DOE		ST JOHNS	ST AUGUSTINE	FITNESS AND RECREATION	A - 04122	18,456	01/01/2001	
DOH	4	DUVAL	JACKSONVILLE	RICHARD G. SKINNER JR MD BUILDING	A - 04132	34,000	01/01/2001	
DOT	H	ALACHUA	GAINESVILLE	STATEWIDE WAREHOUSE-STORAGE	A - 04106	6,300	01/01/1998	
DOT	4	BROWARD	DAVIE	TESTING LAB	A - 05141	18,892	12/01/1994	
DOT	4	BROWARD	DEERFIELD BEACH	TRAIN LOADING CANOPY	A - 05156	6,500	01/01/2000	

**FACILITIES ADDED IN CYCLE 6B**

**DEPARTMENT OF MANAGEMENT SERVICES  
STATE FACILITIES INVENTORY**

July, 2002

**Added Facilities Short List**

Page 3 of 5

<i>Ag</i>	<i>Regi</i>	<i>County</i>	<i>City</i>	<i>Facility</i>	<i>DMS #</i>	<i>Total Area</i>	<i>Built</i>	<i>Reno</i>
DOT	4	BROWARD	FT LAUDERDALE	OPERATIONS/EMERGENCY CENTER BLDG	A - 05139	8,000	01/01/2002	
DOT	4	BROWARD	FT LAUDERDALE	DISTRICT 4 AUDITORIUM/EMERGENCY CENTER	A - 05140	9,000	02/01/2002	
DOT	1	COLLIER	NAPLES	CREW BUILDING	A - 05144	3,000	12/01/1999	
DOT	1	COLLIER		ALLIGATOR ALLEY REST AREA 2	A - 04104	5,680	01/01/1998	
DOT	2	COLUMBIA	LAKE CITY	DISTRICT OFFICE	A - 04107	71,000	01/01/2001	
DOT	2	COLUMBIA	LAKE CITY	ADMINISTRATION BUILDING	A - 04108	35,375	01/01/1999	
DOT	2	COLUMBIA	LAKE CITY	WAREHOUSE	A - 04109	16,782	01/01/1999	
DOT	2	COLUMBIA	LAKE CITY	SMALL EQUIPMENT BUILDING	A - 04110	6,325	01/01/1999	
DOT	2	COLUMBIA	LAKE CITY	CREW STORAGE BUILDING	A - 04111	4,835	01/01/1999	
DOT	2	COLUMBIA	LAKE CITY	RADIO REPAIR SHOP	A - 04112	3,407	01/01/1999	
DOT	2	COLUMBIA	LAKE CITY	FUEL STATION	A - 04113	3,145	01/01/2001	
DOT	2	COLUMBIA	LAKE CITY	CREW BUILDING	A - 04114	8,160	01/01/2001	
DOT		DADE	MIAMI	AMTRAK SUPPLY WAREHOUSE #6171	A - 05164	12,679		
DOT		DADE	MIAMI	CAR SHOP TWO #6163	A - 05165	4,690		
DOT		DADE	MIAMI	PULMAN BUILDING #6157	A - 05166	3,600		
DOT		DADE	MIAMI	AMTRAK CAR WASH #6153	A - 05167	4,435		
DOT	6	DADE	N MIAMI	N.DADE MAINTENANCE BLDG #6131	A - 05147	11,896	03/13/2000	
DOT	3	GADSDEN	HAVANA	EQUIPMENT BUILDING	A - 05152	4,000	10/28/1999	
DOT	3	GADSDEN	HAVANA	EQUIPMENT BUILDING	A - 05154	7,200	10/28/1999	
DOT		HERNANDO	BROOKSVILLE	SUNCOAST PARKWAY, OAK HAMMOCK (NORTH) TOLLPLAZA	A - 04135	12,431	10/01/2001	
DOT		HERNANDO	SPRING HILL	SUNCOAST PARKWAY, SPRING HILL (CENTRAL) TOLLPLAZA	A - 04136	17,687	04/01/2001	
DOT		HERNANDO	TIERRA CELIA	SUNSHINE SKYWAY, SOUTH TOLLPLAZA	A - 04163	8,052	04/01/2001	
DOT	7	HILLSBOROUGH		REST FACILITY, I-75 SOUTHBOUND HILLSBOROUGH COUNTY	A - 04161	8,340	12/01/2000	
DOT	5	LAKE	LEESBURG	ADMINISTRATION	A - 04118	17,000	03/18/2002	
DOT	5	LAKE	LEESBURG	CREW BUILDING	A - 04119	6,471	03/18/2002	
DOT	5	LAKE	LEESBURG	REPAIR SHOP / WAREHOUSE	A - 04120	16,632	03/18/2002	
DOT	5	LAKE	LEESBURG	GAS CANOPY	A - 04121	4,225	03/18/2002	

**FACILITIES ADDED IN CYCLE 6B**



**DEPARTMENT OF MANAGEMENT SERVICES  
STATE FACILITIES INVENTORY**

July, 2002

**Added Facilities Short List**

Page 4 of 5

<i>Ag</i>	<i>Regi</i>	<i>County</i>	<i>City</i>	<i>Facility</i>	<i>DMS #</i>	<i>Total Area</i>	<i>Built</i>	<i>Reno</i>
DOT	8	ORANGE	OCOEE	TURNPIKE HEADQUARTERS (BLDG 5315)	A - 04100	104,782	08/01/2000	
DOT	8	ORANGE	OCOEE	HIGHWAY PATROL, POST 7 HEADQUARTERS	A - 04101	22,500	08/01/2000	
DOT	8	ORANGE	OCOEE	TURNPIKE OPERATIONS (BUILDING 5317)	A - 04102	22,143	08/01/2000	
DOT	8	ORANGE	OCOEE	TRADES BUILDING (BUILDING 5319)	A - 04103	7,177	08/01/2000	
DOT	4	PALM BEACH	WEST PALM BEACH	EQUIPMENT STORAGE BUILDING	A - 04170	7,500	02/01/2000	
DOT		PASCO	LAND O LAKES	SUNCOAST PARKWAY OPERATIONS AND MAINTENANCE BUILDING	A - 04137	5,488	04/01/2001	
DOT		PASCO	LAND O LAKES	SUNCOAST PARKWAY, ANCLOTE (SOUTH) TOLLPLAZA	A - 04138	13,797	04/01/2001	
DOT		PINELLAS	ST PETERSBURG	SUNSHINE SKYWAY, NORTH TOLLPLAZA	A - 04020	8,052	04/01/2001	
DOT		POLK	LAKELAND	POLK PARKWAY, EAST TOLLPLAZA	A - 04139		12/01/2000	
DOT		POLK	LAKELAND	POLK PARKWAY, CENTRAL TOLLPLAZA	A - 04140		08/01/1998	
DOT		POLK	LAKELAND	POLK PARKWAY, OPERATIONS AND MAINTENANCE BUILDING	A - 04141	6,626	06/01/1995	
DOT		POLK	LAKELAND	POLK PARKWAY, WEST TOLLPLAZA	A - 04142		07/01/1999	
DOT	5	VOLUSIA	DELAND	ADMINISTRATION	A - 05148	32,300	01/01/2001	
DOT	5	VOLUSIA	DELAND	CREW ROOMS	A - 05149	10,224	01/01/2001	
DOT	5	VOLUSIA	DELAND	WAREHOUSE	A - 05150	31,760	01/01/2001	
DOT	5	VOLUSIA	DELAND	EQUIPMENT STORAGE	A - 05151	3,536	01/01/2001	
FDVA		COLUMBIA	LAKE CITY	VETRANS DOMICILIRAY/WAREHOUSE	A - 04116	4,000	01/01/1999	
MA		CLAY	STARKE	OPTM MAINTENANCE BLDG #4592	A - 04184	6,000	01/01/2002	
MA		CLAY	STARKE	MEDICAL 2243	A - 04185	3,670	01/01/2001	
MA		CLAY	STARKE	FAD WAREHOUSE BLDG #03791	A - 04186	5,000	01/01/2000	
MA		CLAY	STARKE	RED HORSE STORAGE BLDG #4250	A - 04187	6,000	01/01/2000	
MA		CLAY	STARKE	ENVIRONMENTAL STORAGE BLDG #3781	A - 04188	6,000	01/01/1999	
MA		CLAY	STARKE	ENVIRONMENTAL STORAGE BLDG #3783	A - 04189	6,000	01/01/1999	
MA		CLAY	STARKE	MILES WAREHOUSE BLDG #4754	A - 04190	20,000	01/01/2002	
MA		CLAY	STARKE	FIRESTATION BLDG #2239	A - 04191	6,426	01/01/2001	
MA		HERNANDO	BROOKSVILLE	HERNANDO ARMORY	A - 05145	10,950	01/01/1991	
MA		HERNANDO	BROOKSVILLE	ARMY AVIATION SUPPORT FACILITY	A - 05146	20,717	01/01/2001	

**FACILITIES ADDED IN CYCLE 6B**

**DEPARTMENT OF MANAGEMENT SERVICES  
STATE FACILITIES INVENTORY**

July, 2002

**Added Facilities Short List**

Page 5 of 5

<i>Ag</i>	<i>Regi</i>	<i>County</i>	<i>City</i>	<i>Facility</i>	<i>DMS #</i>	<i>Total Area</i>	<i>Built</i>	<i>Reno</i>
MA		POLK	AVON PARK	CHP EQUIPMENT STORAGE (UTES)	A - 05143	15,000	01/01/1990	
PRID 6		HENDRY	IMMOKALEE	POLE BARN - EQUIPMENT STORAGE	A - 04193	3,770	01/01/1997	
<b>TOTAL BUILDINGS ADDED THIS CYCLE:</b>						<b>110</b>		
<b>TOTAL GROSS SQUARE FEET ADDED THIS CYCLE:</b>						<b>1,626,275</b>		

FACILITIES ADDED IN CYCLE 6B

**DEPARTMENT OF MANAGEMENT SERVICES  
STATE FACILITIES INVENTORY**

July, 2002

**Deleted Facilities Short List**

Page 1 of 2

<b>Ag</b>	<b>Regi</b>	<b>County</b>	<b>City</b>	<b>Facility</b>	<b>DMS #</b>	<b>Total Area</b>	<b>Built</b>	<b>Action</b>
DJJ		OKEECHOBEE	OKEECHOBEE	OLD CHAPEL, BLDG. 13	X - 00542	4,400	01/01/1959	Demolished
DJJ		OKEECHOBEE	OKEECHOBEE	MECHANICS CLASS, BLDG 14	X - 00543	3,632	01/01/1959	Demolished
DJJ		OKEECHOBEE	OKEECHOBEE	KENNEDY COTTAGE, BLDG. 88	X - 00564	4,762	01/01/1961	Demolished
DJJ		OKEECHOBEE	OKEECHOBEE	HOWARD COTTAGE, BLDG 90	X - 00565	5,300	01/01/1959	Demolished
DJJ		OKEECHOBEE	OKEECHOBEE	MONROE COTTAGE, BLDG. 91	X - 00566	4,762	01/01/1964	Demolished
DJJ		OKEECHOBEE	OKEECHOBEE	JACKSON COTTAGE, BLDG. 89	X - 01953	5,006	01/01/1959	Demolished
DJJ	7	ORANGE	ORLANDO	ORANGE (HALFWAY) HOUSE SOUTH	X - 00431	4,696	09/16/1954	Sold
DOT	3	BAY	PANAMA CITY	DOT PANAMA CITY REPAIR SHOP, OLD YARD, BLD. 3065	X - 01059	5,220	01/01/1948	
DOT	3	BAY	PANAMA CITY	DOT CEMENT WAREHOUSE, OLD YARD	X - 03430	3,504	04/10/1958	Sold
DOT	T	DADE	MIAMI	SR -836 TOLL PLAZA #6137	X - 03458	19,300		Sold
DOT	7	HILLSBOROUGH	PLANT CITY	MAIN OFFICE (#1240)	X - 01069	3,100	01/01/1958	Demolished
DOT	7	HILLSBOROUGH	PLANT CITY	DISTRICT 7 RADIO OFFICE (#1242)	X - 01070	6,188	01/01/1972	Others
DOT	7	HILLSBOROUGH	TAMPA	EQUIPMENT SHED (BLDG 7004)	X - 03286	3,038	01/01/1970	Demolished
DOT	5	ORANGE	ORLANDO	RESTROOM, I-4 EASTBOUND, DISNEY (5337)	X - 03264	3,600	02/01/1989	Demolished
DOT	5	ORANGE	ORLANDO	RESTROOM, I-4 WESTBOUND, DISNEY (5336)	X - 03265	3,600	02/01/1989	Demolished
DOT	8	PALM BEACH	LAKE WORTH	WEST PALM BEACH SERVICE PLAZA/STATION SOUTH BLDG. #4175	X - 02078	10,860	01/01/1957	Demolished
DOT	1	POLK	BARTOW	BUILDING MAINTENANCE OFFICE AND SHOP (BLDG 1054)	X - 01093	5,617	06/01/1947	Demolished
DOT	1	POLK	BARTOW	STORAGE (BLDG 1058)	X - 01095	6,275	06/01/1948	Demolished
DOT	1	POLK	BARTOW	WAREHOUSE (BLDG 1059)	X - 01096	8,333	06/01/1948	Demolished
DOT	1	POLK	BARTOW	WAREHOUSE (BLDG 1175)	X - 01100	4,700	06/01/1948	Demolished
DOT	1	POLK	BARTOW	BUILDING MAINTENANCE SHOP ANNEX (BLDG 1176/1057)	X - 01101	4,800	06/01/1947	Demolished
DOT	1	POLK	BARTOW	OFFICE & STORAGE (BLDG 1053, 1905)	X - 03226	3,900	01/01/1947	Demolished
DOT	3	SANTA ROSA	MILTON	DOT- MILTON MECHANICS SHOP - BUILDING 3060	X - 01063	3,898	01/01/1963	
DOT	3	SANTA ROSA	MILTON	DOT- MAINTENANCE WELDING SHOP #3059	X - 02048	3,273	01/01/1956	
DOT	T	ST LUCIE	PORT ST LUCIE	FT. PIERCE SERVICE PLAZA/STATION NORTH BLDG. #4197	X - 02079	10,381	01/01/1963	Demolished
DOT	5	VOLUSIA	DELAND	VEHICLE REPAIR & EQUIP STOR.(#5032, 5033, 5034, 5403)	X - 03363	12,572	01/01/1965	Demolished
DOT	5	VOLUSIA	DELAND	CARPENTRY SHOP (BLDG 5036)	X - 03365	3,288	01/01/1965	Demolished

**FACILITIES DELETED IN CYCLE 6B**

**DEPARTMENT OF MANAGEMENT SERVICES  
STATE FACILITIES INVENTORY**

July, 2002

**Deleted Facilities Short List**

Page 2 of 2

<b>Ag</b>	<b>Regi</b>	<b>County</b>	<b>City</b>	<b>Facility</b>	<b>DMS #</b>	<b>Total Area</b>	<b>Built</b>	<b>Action</b>
DOT	5	VOLUSIA	DELAND	SIGN SHOP (#5026)	X - 03366	4,200	01/01/1965	Demolished
DOT	5	VOLUSIA	DELAND	STRIPING STORAGE	X - 03367	3,112	01/01/1965	Demolished
DOT	5	VOLUSIA	DELAND	WAREHOUSE (#5393)	X - 03368	3,900	01/01/1993	
DOT	5	VOLUSIA	DELAND	ADMINISTRATION	X - 03622	8,370	01/01/1965	
DOT	5	VOLUSIA	DELAND	HAY STORAGE	X - 03623	4,032	01/01/1965	
DOT	3	WASHINGTON	CHIPLEY	DOT- DISTRICT PLANNING OFFICE - BUILDING 3234	X - 01066	3,000	04/01/1971	Demolished
MA		CLAY	STARKE	PISTOL RANGE BUILDING #2, #0500	X - 02155	2,000	01/01/1986	
MA		CLAY	STARKE	CAMP BLANDING TRAINING SITE - BUILDING NO. 4717	X - 03085	3,221	01/01/1977	
MA		CLAY	STARKE	CAMP BLANDING TRAINING SITE - BUILDING NO. 2390/2391	X - 03087	6,874	01/01/1990	
MA		CLAY	STARKE	VEHICLE MAINTENANCE GARAGE, #5653	X - 03240	2,410	01/01/1988	
PRID	6	HENDRY	IMMOKALEE	FEED BARN - PRIDE	X - 02058	1,000		Demolished
PRID	1	JACKSON	CHATTAHOOCHEE	POULTRY HOUSE #4, BLD. #426	X - 01266	10,080	06/01/1953	
PRID	1	JACKSON	CHATTAHOOCHEE	POULTRY HOUSE #11, BLD. #418	X - 01274	6,240	06/01/1953	
<b>TOTAL BUILDINGS DELETED THIS CYCLE:</b>						<b>40</b>		
<b>TOTAL GROSS SQUARE FEET DELETED THIS CYCLE:</b>						<b>216,444</b>		

**DEPARTMENT OF MANAGEMENT SERVICES  
STATE FACILITIES INVENTORY**

**Agency Cycle Summary Comparisons**

July , 2002

<b>Agency</b>	<b>2000/2001 6A</b>		<b>2001/2002 6B</b>	
	<b>Total Buildings</b>	<b>Total Gross Sq Ft</b>	<b>Total Buildings</b>	<b>Total Gross Sq Ft</b>
AGCS	206	3,242,288	207	3,246,288
AWI	19	550,588	19	550,588
DBPR	1	58,700	0	0
DCF	551	7,565,494	491	6,355,881
DCIT	1	39,836	1	39,836
DEP	117	725,841	119	740,693
DJJ	206	1,893,578	294	3,408,885
DLE	2	149,110	2	149,110
DMS	119	11,996,073	125	12,197,748
DOC	1,677	16,863,873	1,680	16,887,754
DOE	35	650,664	41	895,362
DOH	21	683,970	23	731,370
DOI	8	93,843	8	93,843
DOS	29	433,041	29	433,041
DOT	324	3,611,023	348	4,218,928
FDVA	2	138,572	3	142,572
FWCC	30	406,269	30	406,269
HSMV	56	753,495	56	753,495
JB	6	419,125	6	419,125
MA	198	2,157,898	205	2,248,772
PRID	75	922,981	70	889,146
<b>Totals</b>	<b>3,683</b>	<b>53,356,262</b>	<b>3,757</b>	<b>54,808,706</b>

**Agency Cycle Summary Comparisons**

**DEPARTMENT OF MANAGEMENT SERVICES  
STATE FACILITIES INVENTORY**

March, 2003

**County Summary**

**DEPARTMENT OF AGRICULTURE AND CONSUMER SERVICES "AGCS"**

<i>County</i>	<i>2000/2001 6A</i>		<i>2001/2002 6B</i>		<i>Dif</i>	<i>County</i>	<i>2000/2001 6A</i>		<i>2001/2002 6B</i>		<i>Dif</i>
	<i>Bldgs</i>	<i>Sq Ft</i>	<i>Bldgs</i>	<i>Sq Ft</i>			<i>Bldgs</i>	<i>Sq Ft</i>	<i>Bldgs</i>	<i>Sq Ft</i>	
ALACHUA	9	111,786	9	111,786		BAY	3	13,750	3	13,750	
BRADFORD	2	14,548	2	14,548		BROWARD	5	166,717	5	166,717	
CITRUS	3	9,125	3	9,125		COLLIER	6	180,808	6	180,808	
COLUMBIA	6	40,749	6	40,749		DADE	12	310,089	12	310,089	
DESOTO	1	56,980	1	56,980		DUVAL	1	6,660	1	6,660	
FLAGLER	3	12,480	3	12,480		FRANKLIN	1	8,520	1	8,520	
GADSDEN	4	149,000	4	149,000		GILCHRIST	3	16,829	3	16,829	
HARDEE	3	118,455	3	118,455		HERNANDO	11	59,525	11	59,525	
HILLSBOROUGH	12	230,409	12	230,409		HOLMES	4	35,420	4	35,420	
LEE	9	218,932	9	218,932		LEON	14	332,966	14	332,966	
LEVY	8	58,711	8	58,711		MADISON	1	22,934	1	22,934	
MANATEE	2	9,640	2	9,640		MARION	6	132,230	6	132,230	
NASSAU	1	15,900	1	15,900		OKEECHOBEE	3	12,493	3	12,493	
ORANGE	2	10,750	2	10,750		OSCEOLA	3	70,974	3	70,974	
PALM BEACH	2	10,350	2	10,350		PASCO	0	0	1	4,000	1
POLK	19	260,048	19	260,048		PUTNAM	3	16,594	3	16,594	
SANTA ROSA	20	117,056	20	117,056		SEMINOLE	2	52,128	2	52,128	
ST LUCIE	12	225,037	12	225,037		SUWANNEE	7	115,895	7	115,895	
TAYLOR	3	17,800	3	17,800							
						<b>Totals:</b>	<b>206</b>	<b>3,242,288</b>	<b>207</b>	<b>3,246,288</b>	<b>1</b>

**DEPARTMENT OF AGRICULTURE AND CONSUMER SERVICES "AGCS"**

DEPARTMENT OF MANAGEMENT SERVICES  
STATE FACILITIES INVENTORY

March, 2003

Page 2 of 21

County Summary

AGENCY FOR WORKFORCE INNOVATION "AWI"

		2000/2001 6A		2001/2002 6B				2000/2001 6A		2001/2002 6B			
County	Bldgs	Sq Ft	Bldgs	Sq Ft	Dif	County	Bldgs	Sq Ft	Bldgs	Sq Ft	Dif		
ALACHUA	1	18,000	1	18,000		BAY	1	7,196	1	7,196			
BREVARD	1	11,656	1	11,656		BROWARD	6	105,583	6	105,583			
DUVAL	1	52,000	1	52,000		HILLSBOROUGH	1	90,000	1	90,000			
LEON	2	187,900	2	187,900		MARION	1	17,760	1	17,760			
OKALOOSA	1	4,037	1	4,037		PINELLAS	1	12,463	1	12,463			
POLK	2	31,653	2	31,653		VOLUSIA	1	12,340	1	12,340			
							<b>Totals:</b>	<b>19</b>	<b>550,588</b>	<b>19</b>	<b>550,588</b>	<b>0</b>	

AGENCY FOR WORKFORCE INNOVATION "AWI"

**DEPARTMENT OF MANAGEMENT SERVICES  
STATE FACILITIES INVENTORY**

March, 2003

Page 3 of 21

**County Summary**

<b>DEPARTMENT OF BUSINESS &amp; PROFESSIONAL REGULATION "DBPR"</b>												
		<b>2000/2001 6A</b>		<b>2001/2002 6B</b>				<b>2000/2001 6A</b>		<b>2001/2002 6B</b>		
<b>County</b>	<b>Bldgs</b>	<b>Sq Ft</b>	<b>Bldgs</b>	<b>Sq Ft</b>	<b>Dif</b>	<b>County</b>	<b>Bldgs</b>	<b>Sq Ft</b>	<b>Bldgs</b>	<b>Sq Ft</b>	<b>Dif</b>	
ORANGE	1	58,700	0	0	-1							
							<b>Totals:</b>	<b>1</b>	<b>58,700</b>	<b>0</b>	<b>0</b>	<b>-1</b>
<b>DEPARTMENT OF BUSINESS &amp; PROFESSIONAL REGULATION "DBPR"</b>												



**DEPARTMENT OF MANAGEMENT SERVICES  
STATE FACILITIES INVENTORY**

March, 2003

Page 4 of 21

**County Summary**

**DEPARTMENT OF CHILDREN AND FAMILIES "DCF"**

		<i>2000/2001 6A</i>		<i>2001/2002 6B</i>				<i>2000/2001 6A</i>		<i>2001/2002 6B</i>			
<i>County</i>	<i>Bldgs</i>	<i>Sq Ft</i>	<i>Bldgs</i>	<i>Sq Ft</i>	<i>Dif</i>	<i>County</i>	<i>Bldgs</i>	<i>Sq Ft</i>	<i>Bldgs</i>	<i>Sq Ft</i>	<i>Dif</i>		
ALACHUA	96	788,981	96	788,981		BAKER	44	739,625	44	739,625			
BAY	4	22,706	4	22,706		BREVARD	9	38,393	9	38,393			
BROWARD	53	591,151	53	591,151		COLUMBIA	3	9,606	3	9,606			
DADE	61	883,074	61	883,074		DESOTO	60	1,209,613	0	0	-60		
DUVAL	14	193,419	14	193,419		ESCAMBIA	3	14,940	3	14,940			
GADSDEN	69	1,706,384	69	1,706,384		GULF	1	3,665	1	3,665			
HIGHLANDS	3	13,702	3	13,702		HILLSBOROUGH	9	224,521	9	224,521			
JACKSON	47	400,455	47	400,455		LEE	37	311,036	37	311,036			
LEON	13	225,715	13	225,715		MARION	3	12,267	3	12,267			
MARTIN	3	14,670	3	14,670		ORANGE	3	18,006	3	18,006			
PALM BEACH	4	29,009	4	29,009		PINELLAS	5	32,350	5	32,350			
POLK	3	12,657	3	12,657		SANTA ROSA	1	56,892	1	56,892			
VOLUSIA	3	12,657	3	12,657									
							<b>Totals:</b>	<b>551</b>	<b>7,565,494</b>	<b>491</b>	<b>6,355,881</b>	<b>-60</b>	

**DEPARTMENT OF CHILDREN AND FAMILIES "DCF"**

**DEPARTMENT OF MANAGEMENT SERVICES  
STATE FACILITIES INVENTORY**

March, 2003

Page 5 of 21

**County Summary**

<b>DEPARTMENT OF CITRUS "DCIT"</b>												
		<i>2000/2001 6A</i>		<i>2001/2002 6B</i>				<i>2000/2001 6A</i>		<i>2001/2002 6B</i>		
<i>County</i>	<i>Bldgs</i>	<i>Sq Ft</i>	<i>Bldgs</i>	<i>Sq Ft</i>	<i>Dif</i>	<i>County</i>	<i>Bldgs</i>	<i>Sq Ft</i>	<i>Bldgs</i>	<i>Sq Ft</i>	<i>Dif</i>	
POLK	1	39,836	1	39,836								
							<b>Totals:</b>	<b>1</b>	<b>39,836</b>	<b>1</b>	<b>39,836</b>	<b>0</b>
<b>DEPARTMENT OF CITRUS "DCIT"</b>												

**DEPARTMENT OF MANAGEMENT SERVICES  
STATE FACILITIES INVENTORY**

March, 2003

Page 6 of 21

**County Summary**

**DEPARTMENT OF ENVIRONMENTAL PROTECTION "DEP"**

<i>County</i>	<i>2000/2001 6A</i>		<i>2001/2002 6B</i>		<i>Dif</i>	<i>County</i>	<i>2000/2001 6A</i>		<i>2001/2002 6B</i>		<i>Dif</i>
	<i>Bldgs</i>	<i>Sq Ft</i>	<i>Bldgs</i>	<i>Sq Ft</i>			<i>Bldgs</i>	<i>Sq Ft</i>	<i>Bldgs</i>	<i>Sq Ft</i>	
ALACHUA	9	44,973	9	44,973		BROWARD	11	37,154	11	37,154	
CITRUS	8	48,800	8	48,800		CLAY	1	4,300	1	4,300	
COLLIER	2	6,346	2	6,346		COLUMBIA	2	7,804	2	7,804	
DADE	3	8,753	3	8,753		DUVAL	2	31,507	2	31,507	
FRANKLIN	2	11,892	2	11,892		HAMILTON	7	47,568	7	47,568	
HIGHLANDS	3	10,415	3	10,415		HILLSBOROUGH	3	11,116	4	20,352	1
INDIAN RIVER	1	3,700	1	3,700		JACKSON	1	4,525	1	4,525	
LEE	6	27,243	6	27,243		LEON	5	70,903	5	70,903	
LEVY	1	5,820	1	5,820		LIBERTY	1	4,700	1	4,700	
MANATEE	2	12,257	2	12,257		MARION	3	13,400	3	13,400	
MARTIN	6	34,039	6	34,039		MONROE	16	144,961	16	144,961	
NASSAU	2	11,120	2	11,120		PALM BEACH	3	12,845	3	12,845	
PINELLAS	0	0	1	5,616	1	POLK	1	3,024	1	3,024	
PUTNAM	1	10,584	1	10,584		SARASOTA	1	3,904	1	3,904	
TAYLOR	1	3,700	1	3,700		VOLUSIA	6	33,954	6	33,954	
WAKULLA	6	49,376	6	49,376		WALTON	1	5,158	1	5,158	
						<b>Totals:</b>	<b>117</b>	<b>725,841</b>	<b>119</b>	<b>740,693</b>	<b>2</b>

**DEPARTMENT OF ENVIRONMENTAL PROTECTION "DEP"**

**DEPARTMENT OF MANAGEMENT SERVICES  
STATE FACILITIES INVENTORY**

March, 2003

Page 7 of 21

**County Summary**

**DEPARTMENT OF JUVENILE JUSTICE "DJJ"**

<b>County</b>	<b>2000/2001 6A</b>		<b>2001/2002 6B</b>		<b>Dif</b>	<b>County</b>	<b>2000/2001 6A</b>		<b>2001/2002 6B</b>		<b>Dif</b>
	<b>Bldgs</b>	<b>Sq Ft</b>	<b>Bldgs</b>	<b>Sq Ft</b>			<b>Bldgs</b>	<b>Sq Ft</b>	<b>Bldgs</b>	<b>Sq Ft</b>	
ALACHUA	2	32,124	2	32,124		BAY	1	22,171	1	22,171	
BREVARD	2	27,439	2	27,439		BROWARD	7	136,858	7	136,858	
CITRUS	1	40,850	1	40,850		DADE	37	320,003	37	320,003	
DESOTO	5	31,946	66	1,296,594	61	DUVAL	5	78,301	5	85,801	
ESCAMBIA	0	0	1	10,116	1	HAMILTON	0	0	4	13,390	4
HILLSBOROUGH	2	41,030	11	161,614	9	JACKSON	34	257,121	42	257,121	8
JEFFERSON	0	0	1	15,260	1	LEE	2	30,740	2	30,740	
LEON	1	10,148	3	43,295	2	LIBERTY	0	0	1	28,014	1
MADISON	0	0	1	17,000	1	MANATEE	1	19,940	1	26,640	
MARION	7	47,368	7	48,935		NASSAU	2	12,538	3	15,738	1
OKALOOSA	0	0	7	87,436	7	OKEECHOBEE	43	286,993	35	201,268	-8
ORANGE	11	122,432	10	117,736	-1	PALM BEACH	4	63,293	3	49,893	-1
PASCO	1	16,593	1	16,593		PINELLAS	3	45,318	3	45,318	
POLK	29	165,592	29	165,592		SANTA ROSA	0	0	1	7,248	1
SEMINOLE	1	12,712	1	12,712		ST LUCIE	1	26,217	1	26,217	
VOLUSIA	4	45,851	4	45,851		WASHINGTON	0	0	1	3,318	1
						<b>Totals:</b>	<b>206</b>	<b>1,893,578</b>	<b>294</b>	<b>3,408,885</b>	<b>88</b>

**DEPARTMENT OF JUVENILE JUSTICE "DJJ"**

**DEPARTMENT OF MANAGEMENT SERVICES  
STATE FACILITIES INVENTORY**

March, 2003

Page 8 of 21

**County Summary**

**DEPARTMENT OF LAW ENFORCEMENT "DLE"**

		<i>2000/2001 6A</i>		<i>2001/2002 6B</i>				<i>2000/2001 6A</i>		<i>2001/2002 6B</i>			
<i>County</i>	<i>Bldgs</i>	<i>Sq Ft</i>	<i>Bldgs</i>	<i>Sq Ft</i>	<i>Dif</i>	<i>County</i>	<i>Bldgs</i>	<i>Sq Ft</i>	<i>Bldgs</i>	<i>Sq Ft</i>	<i>Dif</i>		
DUVAL	1	37,500	1	37,500		HILLSBOROUGH	1	111,610	1	111,610			
							<b>Totals:</b>	<b>2</b>	<b>149,110</b>	<b>2</b>	<b>149,110</b>	<b>0</b>	

**DEPARTMENT OF LAW ENFORCEMENT "DLE"**

**DEPARTMENT OF MANAGEMENT SERVICES  
STATE FACILITIES INVENTORY**

March, 2003

Page 9 of 21

**County Summary**

**DEPARTMENT OF MANAGEMENT SERVICES "DMS"**

		<b>2000/2001 6A</b>		<b>2001/2002 6B</b>				<b>2000/2001 6A</b>		<b>2001/2002 6B</b>			
<b>County</b>	<b>Bldgs</b>	<b>Sq Ft</b>	<b>Bldgs</b>	<b>Sq Ft</b>	<b>Dif</b>	<b>County</b>	<b>Bldgs</b>	<b>Sq Ft</b>	<b>Bldgs</b>	<b>Sq Ft</b>	<b>Dif</b>		
ALACHUA	0	0	2	55,088	2	BRADFORD	5	126,280	5	126,280			
BROWARD	2	254,524	2	254,524		DADE	6	931,197	8	981,197	2		
DUVAL	4	203,598	6	300,185	2	ESCAMBIA	1	110,884	1	110,884			
HILLSBOROUGH	2	179,316	2	179,316		JACKSON	1	15,000	1	15,000			
LEE	2	489,778	2	489,778		LEON	82	7,873,129	82	7,873,129			
MONROE	1	42,856	1	42,856		ORANGE	5	927,027	5	927,027			
PALM BEACH	1	100,831	1	100,831		PINELLAS	2	228,892	2	228,892			
POLK	2	190,440	2	190,440		ST LUCIE	1	89,816	1	89,816			
VOLUSIA	2	232,505	2	232,505									
							<b>Totals:</b>	<b>119</b>	<b>11,996,073</b>	<b>125</b>	<b>12,197,748</b>	<b>6</b>	

**DEPARTMENT OF MANAGEMENT SERVICES "DMS"**

**DEPARTMENT OF MANAGEMENT SERVICES  
STATE FACILITIES INVENTORY**

March, 2003

Page 10 of 21

**County Summary**

**DEPARTMENT OF CORRECTIONS "DOC"**

2000/2001 6A		2001/2002 6B		Dif	County	2000/2001 6A		2001/2002 6B		Dif	
County	Bldgs	Sq Ft	Bldgs			Sq Ft	Bldgs	Sq Ft	Bldgs		Sq Ft
ALACHUA	20	134,712	20	134,712	BAKER	28	282,617	28	282,617		
BAY	1	13,601	1	13,601	BRADFORD	79	933,191	79	933,191		
BREVARD	24	317,167	24	317,167	BROWARD	23	227,701	24	237,013	1	
CALHOUN	28	232,236	28	232,236	CHARLOTTE	30	299,947	30	299,947		
COLLIER	2	14,604	2	14,604	COLUMBIA	24	385,428	24	385,428		
DADE	94	1,239,365	94	1,239,365	DESOTO	53	524,417	53	524,417		
DIXIE	30	228,246	30	228,246	DUVAL	2	19,246	2	19,246		
ESCAMBIA	33	303,680	33	303,680	FRANKLIN	6	34,682	6	34,682		
GADSDEN	8	67,394	8	67,394	GILCHRIST	36	241,812	36	241,812		
GULF	50	510,230	50	510,230	HAMILTON	48	464,129	48	464,129		
HARDEE	35	337,360	36	344,279	1	HENDRY	42	341,045	43	348,695	1
HERNANDO	11	76,018	11	76,018	HILLSBOROUGH	20	155,692	20	155,692		
HOLMES	28	240,174	28	240,174	INDIAN RIVER	19	121,370	19	121,370		
JACKSON	72	893,661	72	893,661	JEFFERSON	22	186,911	22	186,911		
LAFAYETTE	32	251,654	32	251,654	LAKE	31	297,825	31	297,825		
LEE	2	15,594	2	15,594	LEON	2	26,643	2	26,643		
LEVY	8	32,906	8	32,906	LIBERTY	27	250,011	27	250,011		
MADISON	32	248,858	32	248,858	MANATEE	2	11,200	2	11,200		
MARION	70	567,503	70	567,503	MARTIN	33	369,534	33	369,534		
MONROE	2	14,182	2	14,182	OKALOOSA	26	240,147	26	240,147		
OKEECHOBEE	23	341,995	23	341,995	ORANGE	52	517,358	52	517,358		
OSCEOLA	3	17,100	3	17,100	PALM BEACH	39	461,416	39	461,416		
PASCO	19	195,961	19	195,961	PINELLAS	9	56,235	9	56,235		
POLK	92	650,606	92	650,606	PUTNAM	11	85,138	11	85,138		
SANTA ROSA	28	354,680	28	354,680	ST LUCIE	1	9,540	1	9,540		
SUMTER	31	460,275	31	460,275	TAYLOR	35	405,022	35	405,022		
UNION	95	1,151,394	95	1,151,394	VOLUSIA	29	239,189	29	239,189		
WAKULLA	22	252,810	22	252,810	WALTON	28	240,928	28	240,928		
WASHINGTON	25	271,533	25	271,533							
						<b>Totals:</b>	<b>1677</b>	<b>16,863,873</b>	<b>1680</b>	<b>16,887,754</b>	<b>3</b>

**DEPARTMENT OF CORRECTIONS "DOC"**

**DEPARTMENT OF MANAGEMENT SERVICES  
STATE FACILITIES INVENTORY**

March, 2003

Page 11 of 21

**County Summary**

<b>DEPARTMENT OF EDUCATION "DOE"</b>											
		<i>2000/2001 6A</i>		<i>2001/2002 6B</i>				<i>2000/2001 6A</i>		<i>2001/2002 6B</i>	
<i>County</i>	<i>Bldgs</i>	<i>Sq Ft</i>	<i>Bldgs</i>	<i>Sq Ft</i>	<i>Dif</i>	<i>County</i>	<i>Bldgs</i>	<i>Sq Ft</i>	<i>Bldgs</i>	<i>Sq Ft</i>	<i>Dif</i>
DADE	0	0	1	21,250	1	DUVAL	0	0	1	55,000	1
HILLSBOROUGH	0	0	1	46,173	1	ORANGE	0	0	1	47,000	1
PALM BEACH	0	0	1	33,200	1	ST JOHNS	35	650,664	36	692,739	1
<b>Totals:</b>							<b>35</b>	<b>650,664</b>	<b>41</b>	<b>895,362</b>	<b>6</b>
<b>DEPARTMENT OF EDUCATION "DOE"</b>											



**DEPARTMENT OF MANAGEMENT SERVICES  
STATE FACILITIES INVENTORY**

March, 2003

Page 12 of 21

**County Summary**

**DEPARTMENT OF HEALTH "DOH"**

		<b>2000/2001 6A</b>		<b>2001/2002 6B</b>				<b>2000/2001 6A</b>		<b>2001/2002 6B</b>			
<b>County</b>	<b>Bldgs</b>	<b>Sq Ft</b>	<b>Bldgs</b>	<b>Sq Ft</b>	<b>Dif</b>	<b>County</b>	<b>Bldgs</b>	<b>Sq Ft</b>	<b>Bldgs</b>	<b>Sq Ft</b>	<b>Dif</b>		
ALACHUA	1	51,800	1	51,800		BREVARD	1	9,900	1	9,900			
BROWARD	1	48,000	1	48,000		DADE	1	84,800	1	84,800			
DUVAL	6	195,465	7	229,465	1	ESCAMBIA	1	8,625	1	8,625			
HILLSBOROUGH	1	11,400	1	11,400		ORANGE	1	8,896	1	8,896			
PALM BEACH	8	265,084	9	278,484	1								
							<b>Totals:</b>	<b>21</b>	<b>683,970</b>	<b>23</b>	<b>731,370</b>	<b>2</b>	

**DEPARTMENT OF HEALTH "DOH"**

**DEPARTMENT OF MANAGEMENT SERVICES  
STATE FACILITIES INVENTORY**

March, 2003

Page 13 of 21

**County Summary**

<b>DEPARTMENT OF INSURANCE "DOI"</b>												
		<i>2000/2001 6A</i>		<i>2001/2002 6B</i>				<i>2000/2001 6A</i>		<i>2001/2002 6B</i>		
<i>County</i>	<i>Bldgs</i>	<i>Sq Ft</i>	<i>Bldgs</i>	<i>Sq Ft</i>	<i>Dif</i>	<i>County</i>	<i>Bldgs</i>	<i>Sq Ft</i>	<i>Bldgs</i>	<i>Sq Ft</i>	<i>Dif</i>	
GADSDEN	1	10,678	1	10,678		MARION	7	83,165	7	83,165		
							<b>Totals:</b>	<b>8</b>	<b>93,843</b>	<b>8</b>	<b>93,843</b>	<b>0</b>
<b>DEPARTMENT OF INSURANCE "DOI"</b>												

**DEPARTMENT OF MANAGEMENT SERVICES  
STATE FACILITIES INVENTORY**

March, 2003

Page 14 of 21

**County Summary**

**DEPARTMENT OF STATE "DOS"**

		<i>2000/2001 6A</i>		<i>2001/2002 6B</i>				<i>2000/2001 6A</i>		<i>2001/2002 6B</i>			
<i>County</i>	<i>Bldgs</i>	<i>Sq Ft</i>	<i>Bldgs</i>	<i>Sq Ft</i>	<i>Dif</i>	<i>County</i>	<i>Bldgs</i>	<i>Sq Ft</i>	<i>Bldgs</i>	<i>Sq Ft</i>	<i>Dif</i>		
DADE	1	45,000	1	45,000		LEON	16	70,304	16	70,304			
MONROE	2	16,758	2	16,758		SARASOTA	6	263,788	6	263,788			
ST JOHNS	4	37,191	4	37,191									
							<b>Totals:</b>	<b>29</b>	<b>433,041</b>	<b>29</b>	<b>433,041</b>	<b>0</b>	

**DEPARTMENT OF STATE "DOS"**

**DEPARTMENT OF MANAGEMENT SERVICES  
STATE FACILITIES INVENTORY**

March, 2003

Page 15 of 21

**County Summary**

**DEPARTMENT OF TRANSPORTATION "DOT"**

		2000/2001 6A		2001/2002 6B				2000/2001 6A		2001/2002 6B			
County	Bldgs	Sq Ft	Bldgs	Sq Ft	Dif	County	Bldgs	Sq Ft	Bldgs	Sq Ft	Dif		
ALACHUA	27	253,345	28	259,645	1	BAY	8	48,347	5	36,623	-3		
BREVARD	7	26,502	7	26,502		BROWARD	29	410,165	33	452,557	4		
CHARLOTTE	1	3,437	1	3,437		COLLIER	2	9,552	4	18,232	2		
COLUMBIA	8	120,873	16	269,902	8	DADE	25	383,570	29	414,796	4		
DESOTO	3	11,440	3	11,440		DUVAL	8	103,612	9	111,300	1		
ESCAMBIA	4	42,175	4	42,175		GADSDEN	5	57,209	8	75,609	3		
HAMILTON	1	12,810	1	12,810		HENDRY	2	7,888	2	7,888			
HERNANDO	5	30,564	8	68,734	3	HIGHLANDS	1	3,600	1	3,600			
HILLSBOROUGH	20	290,404	18	286,624	-2	HOLMES	1	4,633	1	4,633			
JACKSON	5	23,704	5	23,704		LAKE	5	24,251	9	68,579	4		
LEE	6	33,964	6	37,511		LEON	7	289,012	7	289,012			
LEVY	3	13,548	3	28,448		MANATEE	0	0	1	4,878	1		
MARION	4	17,277	4	17,277		MARTIN	4	17,076	4	17,076			
MONROE	1	17,155	1	17,155		OKEECHOBEE	3	30,561	3	30,561			
ORANGE	17	123,130	21	335,482	4	OSCEOLA	4	35,176	4	35,176			
PALM BEACH	14	160,361	14	173,330		PASCO	3	10,128	4	25,413	1		
PINELLAS	10	63,103	11	67,981	1	POLK	16	241,109	15	224,110	-1		
SANTA ROSA	3	11,211	1	4,040	-2	SARASOTA	3	12,721	3	12,721			
SEMINOLE	7	38,560	7	38,560		ST JOHNS	5	38,647	6	47,687	1		
ST LUCIE	14	110,700	13	100,319	-1	SUMTER	3	26,444	3	26,444			
TAYLOR	4	30,761	4	34,371		VOLUSIA	14	237,001	10	270,289	-4		
WALTON	2	8,280	2	8,280		WASHINGTON	10	177,017	9	174,017	-1		
							<b>Totals:</b>	<b>324</b>	<b>3,611,023</b>	<b>348</b>	<b>4,218,928</b>	<b>24</b>	

**DEPARTMENT OF TRANSPORTATION "DOT"**

**DEPARTMENT OF MANAGEMENT SERVICES  
STATE FACILITIES INVENTORY**

March, 2003

Page 16 of 21

**County Summary**

<b>FLORIDA DEPARTMENT OF VETERANS AFFAIRS "FDVA"</b>												
		<b>2000/2001 6A</b>		<b>2001/2002 6B</b>				<b>2000/2001 6A</b>		<b>2001/2002 6B</b>		
<b>County</b>	<b>Bldgs</b>	<b>Sq Ft</b>	<b>Bldgs</b>	<b>Sq Ft</b>	<b>Dif</b>	<b>County</b>	<b>Bldgs</b>	<b>Sq Ft</b>	<b>Bldgs</b>	<b>Sq Ft</b>	<b>Dif</b>	
COLUMBIA	1	69,342	2	73,342	1	VOLUSIA	1	69,230	1	69,230		
							<b>Totals:</b>	<b>2</b>	<b>138,572</b>	<b>3</b>	<b>142,572</b>	<b>1</b>
<b>FLORIDA DEPARTMENT OF VETERANS AFFAIRS "FDVA"</b>												

**DEPARTMENT OF MANAGEMENT SERVICES  
STATE FACILITIES INVENTORY**

March, 2003

Page 17 of 21

**County Summary**

**DEPARTMENT OF FISH AND WILDLIFE CONSERVATION COMMISSION "FWCC"**

		<i>2000/2001 6A</i>		<i>2001/2002 6B</i>				<i>2000/2001 6A</i>		<i>2001/2002 6B</i>			
<i>County</i>	<i>Bldgs</i>	<i>Sq Ft</i>	<i>Bldgs</i>	<i>Sq Ft</i>	<i>Dif</i>	<i>County</i>	<i>Bldgs</i>	<i>Sq Ft</i>	<i>Bldgs</i>	<i>Sq Ft</i>	<i>Dif</i>		
ALACHUA	1	13,263	1	13,263		BAY	3	11,504	3	11,504			
BROWARD	1	14,000	1	14,000		CHARLOTTE	1	5,122	1	5,122			
CITRUS	1	5,006	1	5,006		COLUMBIA	1	5,652	1	5,652			
DADE	2	14,500	2	14,500		DUVAL	1	2,304	1	2,304			
ESCAMBIA	1	3,899	1	3,899		GADSDEN	2	9,866	2	9,866			
HILLSBOROUGH	1	3,381	1	3,381		LAKE	2	9,923	2	9,923			
LEON	2	100,750	2	100,750		MARION	3	20,806	3	20,806			
MONROE	1	1,900	1	1,900		PALM BEACH	2	19,764	2	19,764			
PINELLAS	3	144,719	3	144,719		POLK	2	19,910	2	19,910			
							<b>Totals:</b>	<b>30</b>	<b>406,269</b>	<b>30</b>	<b>406,269</b>	<b>0</b>	

**DEPARTMENT OF FISH AND WILDLIFE CONSERVATION COMMISSION "FWCC"**

**DEPARTMENT OF MANAGEMENT SERVICES  
STATE FACILITIES INVENTORY**

March, 2003

Page 18 of 21

**County Summary**

**DEPARTMENT OF HIGHWAY SAFETY AND MOTOR VEHICLES "HSMV"**

		2000/2001 6A		2001/2002 6B				2000/2001 6A		2001/2002 6B			
County	Bldgs	Sq Ft	Bldgs	Sq Ft	Dif	County	Bldgs	Sq Ft	Bldgs	Sq Ft	Dif		
ALACHUA	1	3,034	1	3,034		BAY	2	10,033	2	10,033			
BREVARD	2	12,437	2	12,437		BROWARD	2	17,500	2	17,500			
CLAY	1	3,226	1	3,226		COLLIER	1	3,500	1	3,500			
COLUMBIA	1	6,690	1	6,690		DADE	5	53,579	5	53,579			
DESOTO	1	3,328	1	3,328		DIXIE	1	3,176	1	3,176			
DUVAL	2	22,369	2	22,369		ESCAMBIA	3	10,113	3	10,113			
GADSDEN	1	3,502	1	3,502		HERNANDO	1	4,557	1	4,557			
HILLSBOROUGH	4	35,270	4	35,270		LEE	1	3,300	1	3,300			
LEON	4	443,591	4	443,591		MANATEE	2	11,110	2	11,110			
MONROE	1	3,640	1	3,640		NASSAU	1	7,300	1	7,300			
OKALOOSA	1	3,589	1	3,589		ORANGE	1	11,210	1	11,210			
OSCEOLA	1	4,888	1	4,888		PALM BEACH	4	17,631	4	17,631			
PASCO	1	4,968	1	4,968		PINELLAS	1	5,319	1	5,319			
POLK	2	10,829	2	10,829		PUTNAM	1	7,539	1	7,539			
SARASOTA	2	7,936	2	7,936		ST JOHNS	1	2,500	1	2,500			
ST LUCIE	1	4,400	1	4,400		VOLUSIA	3	11,431	3	11,431			
							<b>Totals:</b>	<b>56</b>	<b>753,495</b>	<b>56</b>	<b>753,495</b>	<b>0</b>	

**DEPARTMENT OF HIGHWAY SAFETY AND MOTOR VEHICLES "HSMV"**

**DEPARTMENT OF MANAGEMENT SERVICES  
STATE FACILITIES INVENTORY**

March, 2003

Page 19 of 21

**County Summary**

<b>JUDICIAL BRANCH "JB"</b>												
		<b>2000/2001 6A</b>		<b>2001/2002 6B</b>				<b>2000/2001 6A</b>		<b>2001/2002 6B</b>		
<b>County</b>	<b>Bldgs</b>	<b>Sq Ft</b>	<b>Bldgs</b>	<b>Sq Ft</b>	<b>Dif</b>	<b>County</b>	<b>Bldgs</b>	<b>Sq Ft</b>	<b>Bldgs</b>	<b>Sq Ft</b>	<b>Dif</b>	
DADE	1	61,540	1	61,540		LEON	2	231,385	2	231,385		
PALM BEACH	1	37,000	1	37,000		POLK	1	26,300	1	26,300		
VOLUSIA	1	62,900	1	62,900								
							<b>Totals:</b>	<b>6</b>	<b>419,125</b>	<b>6</b>	<b>419,125</b>	<b>0</b>
<b>JUDICIAL BRANCH "JB"</b>												



**DEPARTMENT OF MANAGEMENT SERVICES  
STATE FACILITIES INVENTORY**

March, 2003

Page 20 of 21

**County Summary**

**DEPARTMENT OF MILITARY AFFAIRS "MA"**

		2000/2001 6A		2001/2002 6B				2000/2001 6A		2001/2002 6B			
County	Bldgs	Sq Ft	Bldgs	Sq Ft	Dif	County	Bldgs	Sq Ft	Bldgs	Sq Ft	Dif		
BAY	1	30,435	1	30,435		BRADFORD	3	29,779	3	29,779			
BREVARD	1	14,560	1	14,560		BROWARD	5	43,417	5	43,417			
CITRUS	4	37,294	4	37,294		CLAY	90	620,294	94	663,181	4		
COLUMBIA	4	29,108	4	29,108		DADE	4	76,853	4	76,853			
DESOTO	1	13,475	1	13,475		DUVAL	7	156,694	7	156,694			
ESCAMBIA	1	17,148	1	17,148		FRANKLIN	2	19,393	2	19,393			
GADSDEN	1	28,039	1	28,039		HERNANDO	0	0	2	31,667	2		
HIGHLANDS	1	12,534	1	12,534		HILLSBOROUGH	8	139,403	8	139,403			
HOLMES	1	12,232	1	12,232		JACKSON	1	12,826	1	12,826			
LAKE	5	46,339	5	46,339		LEE	1	11,209	1	11,209			
LEON	2	39,307	2	39,307		MANATEE	3	31,115	3	31,115			
MARION	1	22,928	1	22,928		OKALOOSA	1	11,681	1	11,681			
ORANGE	1	30,150	1	30,150		PALM BEACH	2	72,904	2	72,904			
PASCO	1	14,055	1	14,055		PINELLAS	5	51,111	5	52,431			
POLK	9	118,141	10	133,141	1	PUTNAM	2	21,475	2	21,475			
SARASOTA	2	27,282	2	27,282		SEMINOLE	1	14,520	1	14,520			
ST JOHNS	19	249,931	19	249,931		ST LUCIE	1	15,369	1	15,369			
SUWANNEE	2	17,650	2	17,650		VOLUSIA	2	39,056	2	39,056			
WALTON	1	11,759	1	11,759		WASHINGTON	2	18,432	2	18,432			
							<b>Totals:</b>	<b>198</b>	<b>2,157,898</b>	<b>205</b>	<b>2,248,772</b>	<b>7</b>	

**DEPARTMENT OF MILITARY AFFAIRS "MA"**

**DEPARTMENT OF MANAGEMENT SERVICES  
STATE FACILITIES INVENTORY**

March, 2003

Page 21 of 21

**County Summary**

**PRISON INDUSTRIES "PRID"**

		2000/2001 6A		2001/2002 6B				2000/2001 6A		2001/2002 6B			
County	Bldgs	Sq Ft	Bldgs	Sq Ft	Dif	County	Bldgs	Sq Ft	Bldgs	Sq Ft	Dif		
BAKER	1	10,644	1	10,644		BRADFORD	2	49,795	2	49,795			
BROWARD	1	4,500	0	0	-1	CALHOUN	1	38,080	1	38,080			
DADE	3	31,986	3	31,986		DIXIE	1	15,448	1	17,096			
HARDEE	1	6,919	0	0	-1	HENDRY	3	16,739	2	8,995	-1		
JACKSON	26	207,992	24	191,672	-2	LIBERTY	1	15,408	1	15,408			
MADISON	1	34,761	1	34,761		MARION	5	50,362	5	50,362			
PALM BEACH	3	28,486	3	28,486		POLK	5	160,710	5	160,710			
SUMTER	1	24,000	1	24,000		UNION	18	195,351	18	195,351			
VOLUSIA	2	31,800	2	31,800									
							<b>Totals:</b>	<b>75</b>	<b>922,981</b>	<b>70</b>	<b>889,146</b>	<b>-5</b>	

**PRISON INDUSTRIES "PRID"**

**DEPARTMENT OF MANAGEMENT SERVICES  
STATE FACILITIES INVENTORY**

**Deficiency Correction Projects  
Finished or Originated for Cycle 6B**

May , 2002

Page 1 of 1

<b>Agency</b>	<i>FINISHED since last assestment</i> <b>FIN</b>		<i>NEW THIS CYCLE</i> <b>ORG</b>	
	<b># DCPS</b>	<b>\$ Amount</b>	<b># DCPS</b>	<b>\$ Amount</b>
AGCS	5	15,990.46	1	8,383.86
DCF	3	746.92	4	6,013.96
DCIT	2	2,048.77	0	0.00
DEP	2	2,172.04	0	0.00
DJJ	251	2,786,300.10	454	8,765,287.81
DLE	1	30,367.54	0	0.00
DMS	117	6,519,449.95	79	25,193,989.98
DOE	45	1,469,498.37	14	728,286.55
DOT	187	1,030,633.34	102	3,167,138.19
FDVA	7	19,441.61	4	4,159.19
FWCC	1	66,567.13	7	449,065.12
HSMV	6	12,179.09	0	0.00
MA	179	1,274,853.02	150	3,859,889.95
PRID	9	7,031.05	31	432,778.65
<b>TOTAL</b>	<b>815</b>	<b>13,237,279.37</b>	<b>846</b>	<b>42,614,993.26</b>

**Deficiency Correction Projects Finished or Originated for Cycle 6B**

**DEPARTMENT OF MANAGEMENT SERVICES  
STATE FACILITIES INVENTORY**

May , 2002

**Deficiency Correction Projects  
Current Status in Cycle 6B**

Page 1 of 1

Agency	ORIGINATED ORG		NO EVIDENT ACTION NEA		ACTION IN PROGRESS ACT		TOTAL	
	# DCPS	\$ Amount	# DCPS	\$ Amount	# DCPS	\$ Amount	# DCPS	\$ Amount
AGCS	214	2,531,580.16	473	9,417,987.73	32	581,338.40	719	12,530,906.29
AWI	22	230,115.25	19	40,956.51	2	20,573.96	43	291,645.72
DCF	618	37,869,769.90	1,213	40,543,879.96	52	5,213,365.27	1,883	83,627,015.12
DCIT	0	0.00	2	7,286.04	1	108,877.08	3	116,163.11
DEP	117	7,054,975.00	177	6,648,809.52	14	524,590.55	308	14,228,375.07
DJJ	703	13,833,507.96	547	7,281,909.45	10	524,217.55	1,260	21,639,634.96
DLE	0	0.00	13	1,005,734.68	0	0.00	13	1,005,734.68
DMS	114	36,854,176.30	664	43,196,388.15	47	7,245,980.25	825	87,296,544.69
DOC	1,733	12,311,054.84	1,299	12,430,982.31	91	4,755,382.45	3,123	29,497,419.59
DOE	40	1,069,955.34	6	370,967.78	3	232,785.14	49	1,673,708.26
DOH	22	1,244,718.63	98	4,073,336.45	16	699,333.61	136	6,017,388.69
DOI	2	61,680.41	12	186,767.16	0	0.00	14	248,447.57
DOS	26	2,937,078.30	32	14,834,482.78	3	256,483.28	61	18,028,044.36
DOT	173	3,656,346.67	257	1,162,293.95	14	639,925.98	444	5,458,566.60
FDVA	6	72,272.26	4	13,133.23	0	0.00	10	85,405.49
FWCC	38	11,464,099.54	53	2,416,894.69	7	38,272.85	98	13,919,267.08
HSMV	123	1,920,496.00	184	7,576,405.56	3	36,299.01	310	9,533,200.56
JB	11	744,463.10	12	153,566.56	7	220,024.44	30	1,118,054.10
MA	217	5,264,336.68	469	5,891,591.55	13	947,083.06	699	12,103,011.29
PRID	44	922,919.97	58	551,459.01	0	0.00	102	1,474,378.97
<b>Total</b>	<b>4,223</b>	<b>140,043,546.29</b>	<b>5,592</b>	<b>157,804,833.06</b>	<b>315</b>	<b>22,044,532.86</b>	<b>10,130</b>	<b>319,892,912.22</b>

**Deficiency Correction Projects Current Status in Cycle 6B**

**DEPARTMENT OF MANAGEMENT SERVICES  
STATE FACILITIES INVENTORY**

**Deficiency Correction Projects  
General Renovation Projects**

May, 2002

Page 1 of 2

<b>Age</b>	<b>DMS #</b>	<b>County</b>	<b>Facility</b>	<b>Campus #</b>	<b>Campus Name</b>	<b>Deficiency #</b>	<b>Description</b>	<b>Amount</b>
DCF	A - 00009	Gadsden	Central Forensic Bld 1051	C - 00006	Florida State Hospital	A-00009BQ-01GEM10/11/00	Bldg Renovation	4,874,549.32
DCF	A - 00010	Gadsden	Central Forensic Bld 1052	C - 00006	Florida State Hospital	A-00010BQ-01GEM10/11/00	Bldg Renovation	3,031,407.36
DCF	A - 00011	Gadsden	Central Forensic Bld 1053	C - 00006	Florida State Hospital	A-00011BQ-02GEM10/11/00	Bldg Renovation	3,676,386.86
DCF	A - 00012	Gadsden	Engineering Office Bld 1063	C - 00006	Florida State Hospital	A-00012BQ-01GEM09/27/00	Bldg Demolition	83,044.86
DCF	A - 00032	Gadsden	Unit 15 And Laboratory 1238	C - 00006	Florida State Hospital	A-00032BQ-01GEM10/05/00	Building Renovation	2,059,628.96
DCF	A - 00034	Gadsden	Unit 1 Bldg 1241	C - 00006	Florida State Hospital	A-00034BQ-01GEM10/05/00	Bldg Renovation	3,260,417.14
DCF	A - 00037	Gadsden	Dental Clinic Bld 1244	C - 00006	Florida State Hospital	A-00037BQ-01GEM10/03/00	Int Renovation	681,632.30
DCF	A - 00045	Gadsden	Mrdp Bld 1262	C - 00006	Florida State Hospital	A-00045BQ-01GEM10/05/00	Bldg Renovation	2,258,100.21
DCF	A - 00046	Gadsden	Unit 27 Bld 1265	C - 00006	Florida State Hospital	A-00046BQ-01GEM10/05/00	Bldg Renovation	2,435,144.67
DCF	A - 00342	Baker	Building #17 Ward-Dev. Serv.	C - 00019	Northeast Florida State Hospital	A-00342BK-01EHS10/31/00	General Renovation	142,092.05
DCF	A - 00340	Baker	Building #15 Client Training	C - 00019	Northeast Florida State Hospital	A-00340BK-01EHS10/31/00	General Renovation	103,732.87
DCF	A - 00339	Baker	Building #14 Classrooms	C - 00019	Northeast Florida State Hospital	A-00339BK-01EHS10/31/00	General Renovation	125,017.63
DCF	A - 00338	Baker	Building #13 Glcc	C - 00019	Northeast Florida State Hospital	A-00338BK-01EHS10/31/00	General Renovation	1,036,837.91
DCF	A - 00337	Baker	Building #12 Medical Care - Admissions - Discharge	C - 00019	Northeast Florida State Hospital	A-00337BK-01EHS10/31/00	General Renovation	944,040.28
DCF	A - 00199	Leon	Boiler House	C - 00091	Tallahassee Sunland	A-00199BQ-01HRO09/27/91	Building Demolition	98,548.85
DEP	A - 02487	Duval	Atwater Kemp House (Now Known As Neff House)	C - 00234	Ft. George Island Golf Course	A-02487BQ-02EHS12/14/00	Facility Restoration	943,475.71
DEP	A - 02557	Lee	The Store	C - 00239	Koreshan State Historic Site	A-02557BQ-03ACK12/09/00	Historic Renovation	667,472.49
DJJ	A - 00056	Jackson	Adm. Annex - Bldg #3251	C - 00007	Arthur G. Dozier School	A-00056BK-01RES10/09/01	General Renovation	215,274.52
DJJ	A - 00060	Jackson	Dining Hall Bldg. #3259	C - 00007	Arthur G. Dozier School	A-00060BQ-01RES10/10/01	General Renovation	674,996.69
DJJ	A - 00061	Jackson	Plumbing Education/Bldg #3260	C - 00007	Arthur G. Dozier School	-00061BQ-01RES01/09/01	General Renovation	165,408.82
DJJ	A - 00062	Jackson	Small Gas Engines - Bldg #3261	C - 00007	Arthur G. Dozier School	A-00062BQ-01RES10/10/01	General Renovation	165,408.82
DJJ	A - 00063	Jackson	Print Shop - Bldg #3262	C - 00007	Arthur G. Dozier School	A-00063BQRES10/09/01	General Renovation	183,724.33
DJJ	A - 00078	Jackson	Electrical Shop/Laundry - Bldg #3299	C - 00007	Arthur G. Dozier School	A-00078BQ-01RES10/10/01	Replace Building	293,134.09
DJJ	A - 00079	Jackson	Boiler Room/Carpenter Shop - Building #3300	C - 00007	Arthur G. Dozier School	A-00079BQ-01RES10/10/01	Demolish Building(S)	46,439.46
DJJ	A - 00079	Jackson	Boiler Room/Carpenter Shop - Building #3300	C - 00007	Arthur G. Dozier School	A-00079BQ-02RES10/10/01	Replace Building	644,555.86
DJJ	A - 03182	Pinellas	Building E, Storage	C - 00285	Wildwood Center	A-03182BK-02ACK03/14/02	Interior Renovation	140,343.37
DJJ	A - 03010	Dade	Maintenance Building	C - 00337	Everglades Academy	A-03010BQ-01JV11/07/90	General Renovation	154,013.55

**General Renovation Projects**

**DEPARTMENT OF MANAGEMENT SERVICES  
STATE FACILITIES INVENTORY**

**Deficiency Correction Projects  
General Renovation Projects**

May, 2002

Page 2 of 2

<b>Age</b>	<b>DMS #</b>	<b>County</b>	<b>Facility</b>	<b>Campus #</b>	<b>Campus Name</b>	<b>Deficiency #</b>	<b>Description</b>	<b>Amount</b>
DJJ	A - 00433	Orange	Old Job Core, Bldg 3	C - 00083	Sunland Center, Orlando	A-00433BQ-01ACK11/02/00	General Renovation	87,898.90
DJJ	A - 00080	Jackson	Maintenance Office - Bldg #3301	C - 00007	Arthur G. Dozier School	A-00080BQ-01RES10/10/30	General Renovation	116,376.23
DJJ	A - 00081	Jackson	Woodwork Shop - Bldg #3302	C - 00007	Arthur G. Dozier School	A-00081BQRES10/10/01	Demolish Building	7,076.94
DJJ	A - 00081	Jackson	Woodwork Shop - Bldg #3302	C - 00007	Arthur G. Dozier School	A-00081BQ-01RES10/10/01	Replace Building	368,686.64
DJJ	A - 00082	Jackson	Automotive Repair/Plumbing - Bldg #3303	C - 00007	Arthur G. Dozier School	A-00082BQRES10/10/01	Replace Building	325,622.75
DMS	A - 00745	Leon	Bloxham Annex "C"	C - 00001	Cc-Capital Complex	A-00745BQ-01RES04/24/02	General Renovation	304,271.12
DMS	A - 00781	Leon	Bloxham Annex "B"	C - 00001	Cc-Capital Complex	A-00781BQ-01RES04/24/02	General Renovation	204,345.34
DMS	A - 00778	Leon	Bloxham Annex "A"	C - 00001	Cc-Capital Complex	A-00778BQ-01RES04/24/02	General Renovation	410,613.08
DMS	G - 02544	Leon	Capitol Building Parking Garage #31	C - 00001	Cc-Capital Complex	G-02544BK-01RER04/07/95	Int Renovation	9,811.41
DOC	A - 01661	Baker	Dorm. D, Bldg. F4	C - 00042	Baker Correctional Institution	A-01661BE-01RER06/30/86	Window Replacement	79,060.16
DOH	A - 00529	Palm Beach	Building #1 - Main Bldg/Hospital	C - 00022	A.G. Holley State Hospital	A-00529BC-02AJP05/22/01	Storm Shutters Installation	441,911.79
DOS	A - 00099	Sarasota	Asolo Theatre	C - 00002	Ringling Museum Of Art	A-00099BQ-03ACK12/07/00	Facility Renovation	2,205,030.99
DOS	B - 00113	Leon	Murphy House	C - 00003	San Luis Site	B-00113BQ-01GEM05/08/01	Building Renovation	76,533.12
DOS	B - 00116	Leon	Archaeological Laboratory	C - 00003	San Luis Site	B-00116BQ-02GEM05/08/01	Building Renovation	166,145.93
DOT	A - 01016	Orange	Orlando Maintenance Building (Bldg 5907)	C - 00195	Orlando Maintenance Yard	A-01016BQ-01ACK01/15/02	General Renovation	282,333.82
DOT	A - 01061	Leon	Mechanics Shop - Bldg 3015	C - 00157	Dot Tallahassee Campus	A-01061BQ-01RES11/29/01	General Renovation	163,289.59
FWCCA	A - 00736	Marion	Administration	C - 00298	Ocala Gfwf Headquarters	A-00736BQ-02EHS07/10/01	General Renovation	640,131.67
MA	A - 01118	Pinellas	Clearwater National Guard Armory	C - 00138	Clearwater National Guard Armory	A-01118BQ-05ACK03/12/02	Renovate	178,688.21
MA	A - 01149	Suwannee	Louis C. Wadsworth National Guard Armory	C - 00181	Louis C. Wadsworth National Guard Armory	A-01149BQ-02RES12/19/01	General Renovation	281,738.56
PRID	A - 01260	Jackson	Vehicle Maintenance Shop, Bld. #442	C - 00027	Apalachee Ci, Diary Facility	A-01260BQ-01RES10/03/01	General Renovation	155,580.10
PRID	A - 01262	Jackson	Poultry House #8, Bld. #430	C - 00027	Apalachee Ci, Diary Facility	A-01262BQ-01RES10/03/01	Demolish Building	7,982.68
PRID	A - 01264	Jackson	Poultry House #6, Bld. #428	C - 00027	Apalachee Ci, Diary Facility	A-01264BQ-01RES10/03/01	Demolish Building	8,551.82
PRID	A - 01265	Jackson	Egg Processing, Bld. #427	C - 00027	Apalachee Ci, Diary Facility	A-01265BQ-01RES10/03/01	General Renovation	105,655.85
PRID	A - 01270	Jackson	Poultry House #1, Bld. #422	C - 00027	Apalachee Ci, Diary Facility	A-01270BQ-01RES10/03/01	Demolish Building	7,982.68
PRID	A - 01389	Palm Beach	Food Storage Warehouse (Was Abattoir B-21)	C - 00032	Glades Correctional Institution	A-01389BQ-01AJP05/09/02	General Renovation	297,214.69
<b>Total General Renovation Priority 5</b>								<b>36,037,362.98</b>

**General Renovation Projects**