




Florida Department of Corrections  
**1992/93 ANNUAL REPORT**  
Harry K. Singletary, Jr., Secretary



# **CORRECTIONS AS A BUSINESS:**

Making Public Dollars Go Further





FLORIDA  
DEPARTMENT of  
CORRECTIONS

Governor  
LAWTON CHILES

Secretary  
HARRY K. SINGLETARY, JR.

---

2601 Blairstone Road • Tallahassee, Florida 32399-2500 • (904) 488-5021

September 14, 1993

The Honorable Lawton Chiles  
Governor of Florida  
The Honorable Members of the Florida Legislature

Dear Governor and Members of the Legislature:

In accordance with Chapter 20.315(16), Florida Statutes, the Department of Corrections respectfully submits its annual report for fiscal year 1992-93. The report summarizes the department's progress and accomplishments during the year.


The theme of this year's report is "Corrections as a Business." The report includes recommendations for increasing the efficiency and productivity of the department, as a whole, by using Total Quality Managerial Leadership techniques. It also highlights innovative, money-saving ideas and the closure of the 21-year-old Costello lawsuit. Our staff development and training initiatives in areas such as sexual harassment, diversity, and bloodborne diseases are also featured. The accomplishments depicted in this report reflect the department's "major corporation" approach to management, and it illustrates how that approach has expanded to every level of the department.

We will, of course, be happy to respond to any questions you might have regarding the material included in our 1992-93 report.


Sincerely,

A handwritten signature in cursive script that reads "Harry K. Singletary, Jr.".

Harry K. Singletary, Jr.  
Secretary



**Governor  
Lawton Chiles**



**Lieutenant Governor  
Buddy Mackay**



# Table of Contents

<b>Secretary's Message</b> .....	1
Department Values .....	2
Management and Functions .....	3-10
Recommendations.....	11-12
Honored Employees .....	13-14
FY 1992-93: Year in Review .....	15-37
Budget .....	38-41
Prison Beds .....	42-44
Work Force .....	45

## Correctional Statistics

### Inmate Admissions during FY 92-93

Inmate Admissions over 10 Years .....	47
By Gender over 10 Years .....	47
Admissions/Intakes by Month .....	48
County of Commitment .....	49-50
Sentence Length .....	51
Profiles .....	52
Prior Commitments .....	53
Primary Offenses .....	54-55
Felony Class/Sentencing Guidelines Category .....	56
Drug Admissions/Drug Use Claimed over 10 Years .....	57
Length of Florida Residence/ Age at Admission .....	58
Education Claimed/Use of Alcohol/Narcotics .....	59
Mandatory and Habitual Offenders .....	60

### Inmate Status Population on June 30, 1993

Inmate Population over 10 Years .....	61
By Gender over 10 Years .....	61
Race/Gender Breakdown over 10 years/ Percent of Florida Pop. Incarcerated .....	62
Monthly Population by Institution .....	63-64
County of Commitment .....	65-66
Prior Commitments .....	67
Primary Offenses .....	68-69
Sentence Length/Felony Class .....	70
Current Age/Time in Florida .....	71
Mandatory and Habitual Sentences/ Medical Grade .....	72
Use of Alcohol/Narcotics/ Education Claimed .....	73
Death Row Population .....	74-75

### Inmate Releases during FY 92-93

Inmate Releases over 10 years .....	76
Releases/Transfers by Month .....	77

## Community Supervision

Definitions of Supervision .....	78-79
Duties of Probation & Parole Services .....	80
Court-Ordered Payments, Drug Testing, Investigations .....	81

### Community Supervision Admissions during FY 92-93

Community Supervision Admissions over 10 Years .....	82
Admissions by Month .....	83
Race/Gender, Ethnicity, Case Origin .....	84
Age at Admission .....	85
County of Conviction .....	86-87
Primary Offenses .....	88-89
Felony Classification .....	90
Sentence Length .....	91
Prior Prison/Supervision Commitments .....	92
Profiles of Comm. Supv. Offenders .....	93-94

### Community Supervision Status Population on June 30, 1993

Community Supervision Status Population over 10 Years .....	95
Status Population by Quarter over FY 92-93 .....	96
Race/Gender, Ethnicity, Case Origin .....	97
Current Age .....	98
County of Supervision .....	99-100
Primary Offenses .....	101-102
Felony Classification .....	103
Sentence Length .....	104
Prior Prison/Supervision Commitments .....	105

### Community Supervision Releases during FY 92-93

Supervision Type .....	106
Releases by Category/Over five Years .....	107

<b>Directory</b> .....	D1-D11
<b>Fact Sheet (tear out)</b>	

# Secretary's Message

Over the years the Florida Department of Corrections has grown dramatically from a rural agency to a multi-billion-dollar enterprise. The department no longer merely houses prison inmates; it has evolved into an agency that works full time to prevent young people from winding up confined to its facilities.

Through its mentor programs in FY1992-93, the "new" Department of Corrections taught, counseled, and advised young people about the importance of education and the harsh reality of prison life. The "new" department provided vocational job training skills and education to inmates; recruited, hired, trained and promoted members of its varied and diversified work force; and produced hundreds of thousands of dollars in cash savings on public work projects for counties throughout the state.

As we began to look at corrections as the "Billion-Dollar Business" that it is, our greatest accomplishment of the fiscal year was probably the closure of the landmark *Costello* lawsuit. *Costello* is a lawsuit that dealt with prison overcrowding and inmate health care. Because of the *Costello* lawsuit, the Florida Legislature established the Correctional Medical Authority to oversee health services and the Control Release Authority to control prison crowding. As a result of these initiatives and 21 years of litigation, the Federal Court agreed to relinquish supervision and resolve the legendary lawsuit. In the process the department became a national model in correctional inmate care.

In order to provide equal opportunities for all members of Florida's work force, the department implemented the Americans with Disabilities Act (ADA). The ADA stipulates that all persons be treated fairly and impartially in job hiring and promoting, regardless of their physical limitations. In addition, the Act requires that other DC employees be trained to better understand and appreciate the importance of accepting everyone into the workplace.

As with most businesses, the department tracks its progress in terms of cost savings through the use of inmate labor, which reduces the need for private contract labor and saves the state of Florida taxpayers considerable costs. Inmates with skills

in construction trades, such as electrical work, plumbing, masonry, and carpentry, worked more than 530,000 hours constructing approximately 2,700 beds at a cost savings of close to \$2.3 million. Additionally, inmates worked 1,662,441 hours repairing, renovating, and maintaining department facilities for a cost savings of \$7,065,372. The cost savings in these areas are figured at \$4.25 an hour and are considered conservative, in that much of the work required semi-skilled and skilled labor.

In fiscal year 1992-93, the department's contract with the Department of Transportation (DOT) was \$8.8 million, and inmates worked a total of 1,836,840 hours for DOT. The department exceeded the contracted amount by approximately \$2.3 million, performing work valued at \$11,084,425.

Through projects with the Public Works Program and Interagency Community Service Work Squads, inmates performed approximately 2.7 million hours of work valued at \$11.8 million. The breakdown of those cost savings is \$5.5 million and \$6.3 million respectively.

Thanks to the progressive leadership of Governor Lawton Chiles, the Florida Legislature approved a \$215 million prison expansion plan. The plan includes funding for 10,584 beds. This package provides for 6,780 hard prison beds, 1,511 alternative beds, 563 juvenile offender beds, planning for 938 beds and a change in the release cap by 792 beds.

As usual, the department continued its "Tradition of Excellence" by leading the way with its training programs through its Staff Development Bureau. The "Women Facing the Future" training has been hailed as a leader by national correctional officials. And our *Life Inside* videotape aimed at preventing young people from starting a life of crime has also received national recognition.

Through it all, the department has remained committed to doing all that it can, by any means necessary, to make a positive difference in as many lives as possible.

Thanks for a great 1992-93 fiscal year. I hope for an even more productive 1993-94 year.

Sincerely,

Harry K. Singletary, Jr.



# Department Values

## Vision

The Florida Department of Corrections envisions a leadership role in public safety including comprehensive institutional and community-based sanctions, services, and programs. The department will assume a strong advocacy role for public safety to meet the challenges facing Florida. The department will forge working partnerships with local communities and public safety agencies to reduce the growth of the offender population and will strive for excellence with a highly trained, ethical, and dynamic work force.

## Values

We, the members of the Florida Department of Corrections, believe:

- In the worth of the individual;
- Our word is our bond;
- In maintaining individual and collective integrity;
- That we recognize the right to be different and differ but shall not allow it to be divisive;
- Our most valuable asset is a well-trained, dedicated staff working as a team to meet any challenge;
- In an innovative approach to decision making based on sound correctional judgement;
- In treating all offenders firmly but fairly;
- That we have an obligation to be accountable and efficient in our use of resources.


## Mission

The mission of the Florida Department of Corrections is to protect the public, provide a safe and humane environment for staff and offenders, to work in partnership with the community to provide programs and services to offenders, and to supervise offenders at a level of security commensurate with the danger they present.

# Management & Functions

## Secretary


**Harry K. Singletary, Jr.** is chief executive officer (CEO) of the Department of Corrections. He was appointed to this position by Governor Lawton Chiles in April 1991. He was initially employed by the Florida Department of Corrections in 1979, when he accepted the position of Regional Director for Region V. His prior career included 11 years of service in the juvenile corrections system in Illinois, which culminated in his promotion to Superintendent of the Illinois Youth Center at St. Charles. As Secretary of the Florida Department of Corrections, Mr. Singletary has the authority to plan, direct, coordinate and effect the powers, duties and responsibilities of the department in operating the state correctional system. He exercises his responsibilities by identifying priority issues, providing guidance and implementing directives through the Deputy Secretary and Assistant Secretaries.



## Deputy Secretary

**Bill Thurber** assists the Secretary in supervising the activities of top management staff in the department, in addition to acting on his behalf in the Secretary's absence. He was appointed to the position of Deputy Secretary in May 1991. During his 16 year career in the department, Mr. Thurber has held positions as Assistant Secretary, Office of Management and Budget, where he was responsible for the department's budget, general services, architectural and engineering services, data processing, finance and administrative services, and personnel management; Industries Administrator, and Regional Administrative Services Director in Region II.

# Management & Functions



**Assistant Secretary  
for Programs**

**Wilson C. Bell** was appointed Assistant Secretary for Programs in June 1986. He began his career with the department in 1968 as an Instructor and Academic Consultant at Florida State Prison. Since then he has held positions as Education Supervisor I, Education Supervisor II, Assistant Superintendent at FCI, Superintendent at Lawtey C.I. and Lantana C.I., Director of Region IV and Director of Adult Services.

**Supervision of Program Offices:** Assesses program needs, develops policies, monitors and controls program quality and provides technical assistance in the areas of Adult Services, Youthful Offender, Probation and Parole Services, Interstate Compact and Chaplaincy Services.

**Admission and Release:** Receives, documents and establishes the official record of all persons sentenced to the Department of Corrections; coordinates the physical movement of inmates between institutions and community facilities and returning parole violators from out-of-state.

**Planning, Research and Statistics:** Develops goals, objectives and performance measures; evaluates programs of the department; forecasts prison populations and probation and parole supervision caseloads; produces the department's Strategic Plan and Annual Report; provides recurring monthly reports regarding admissions, releases and status populations for incarcerated and supervised offenders.


**Dr. Charles Mathews** was appointed Assistant Secretary for Health Services in November 1989. Prior to coming to the department, Dr. Mathews served as the Medical Director of Sarasota Memorial Hospital and Medical Director of Respiratory Therapy at Sarasota Memorial Hospital. He was active on the medical staff at Sarasota Memorial Hospital from 1972 to 1989.

**Supervision of Professional Delivery of Health Care Services:** Directly responsible for the provision of inmate health care services at hospital, regional and institutional levels. Health care services include numerous disciplines, including dental, mental health, nursing, administrative and medical services. Maintains liaison with recognized health care providers and other agencies, such as the Department of Health and Rehabilitative Services; as well as with other national and state professionals and authorities in correctional health services.

**Health Services Policies:** Establishes health care standards, policies and directives, and formulates related health services legislative proposals.

**Health Services Planning:** Develops and implements health care plans and programs in accordance with State Comprehensive Plan goals; monitors and evaluates progress and status of health services delivery.

**Medical Issues:** Medical advisor to the Secretary of the Department of Corrections and staff members on health services issues.



**Assistant Secretary  
for Health Services**



# Management & Functions

**Ron Kronenberger** was appointed Assistant Secretary for the Office of Management and Budget in May 1991. He began his career with the department in 1976 as the Budget Officer in Region II. He was appointed to the position of Administrative Services Director in Region II in 1983 and became Deputy Director for the Office of Management and Budget in 1987. Mr. Kronenberger was also selected Central Office Employee of the year in 1991.

**Personnel:** Represents and coordinates activities involving collective bargaining, recruiting, classification and pay programs departmentwide.

**Budget and Management Evaluation:** Coordinates statewide legislative and operating budget requests, plans and supervises fund allocations and prepares financial plans.

**Finance and Accounting:** Plans for and maintains records and reports to reflect the financial position of the department.

**General Services:** Plans and coordinates general service programs including food service, purchasing, contracts, leasing and life safety programs.


**Management Information Services:** Designs, implements and maintains automated information programs to assist in management of key aspects of the department.

**Facilities Services:** Manages fixed capital outlay appropriations, repairs and renovations, construction of new prison beds, fire safety and environmental issues.

**Staff Development:** Coordinates and supervises all staff training programs conducted within the department.



**Assistant Secretary  
for Management  
and Budget**



**Acting Assistant  
Secretary for  
Operations**

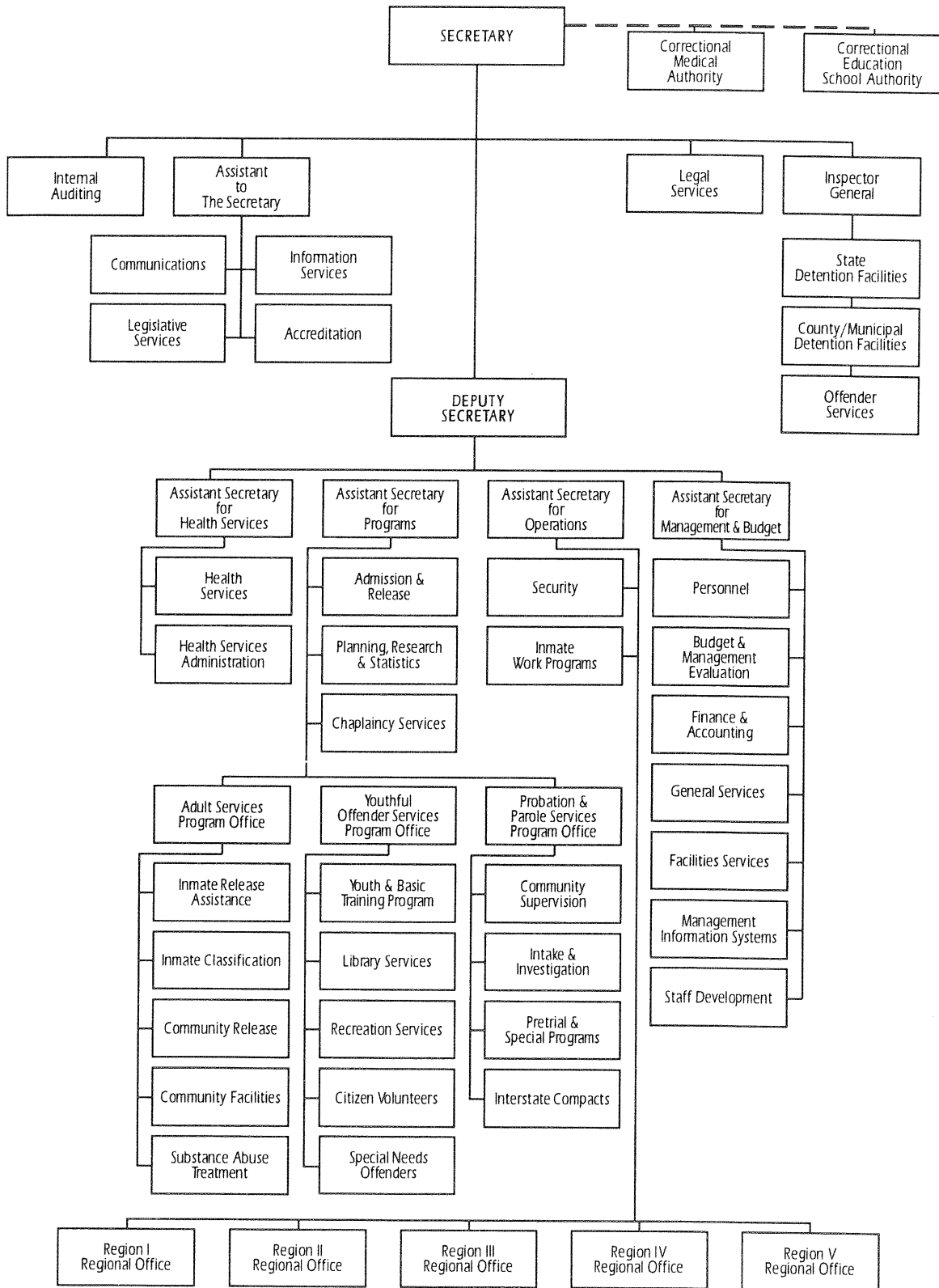
**Jerry Vaughan** was appointed acting Assistant Secretary for Operations in June 1993. He started his career with the department in 1969, working his way up from classification to superintendent at Cross City C.I. in 1980. He came to Central Office in 1982 as Executive Assistant to the Secretary; then became Deputy Inspector General, Inspector General and Deputy Assistant for Operations.

**Operational Supervision:** Responsible for direct supervision of the five Regional Directors and the delivery of all departmental programs and services in the Regions through major institutions, community facilities and probation and parole services.

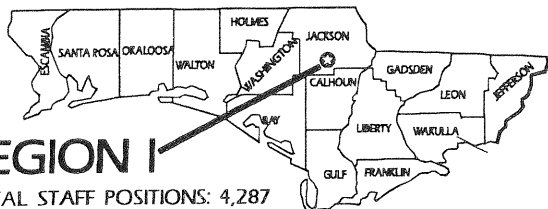
**Security Coordination:** Monitors and evaluates security programs at all facilities; advises superintendents in the event of riots, disturbances, or potentially dangerous situations; monitors care and control of all movable security equipment; reviews security plans of all proposed institutions.

**Inmate Work Coordination:** Responsible for monitoring, reviewing and providing assistance to institutions and facilities which are involved in inmate work programs with the Department of Transportation, counties, cities, other state agencies and non-profit organizations.

# Department Organization Chart



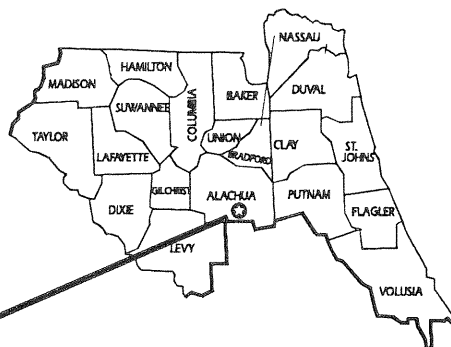
# Management & Functions



## REGION I

TOTAL STAFF POSITIONS: 4,287

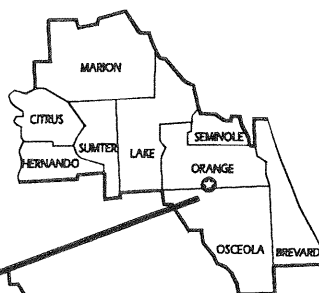
Major Institutions .....	12
Community Correctional Centers .....	5
Women's Community Correctional Centers .....	1
Probation and Restitution Centers .....	2
Road Prisons .....	1
Forestry/Work Camps .....	6
Probation and Parole Offices .....	20
Incarcerated Offenders on 6/30/93 .....	10,704
Offenders Under Supervision on 6/30/93 .....	13,921
Inmates Admitted FY 92-93 .....	2,646



## REGION II

TOTAL STAFF POSITIONS: 6,787

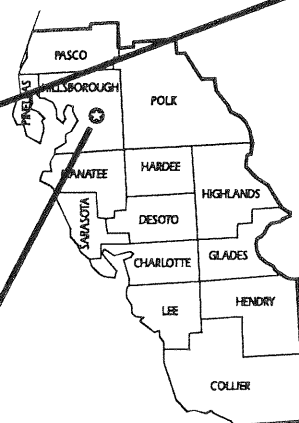
Major Institutions .....	14
Community Correctional Centers .....	6
Women's Community Correctional Centers .....	2
Probation and Restitution Centers .....	1
Forestry/Work Camps .....	2
Drug Treatment Center .....	1
Probation and Parole Offices .....	27
Incarcerated Offenders on 6/30/93 .....	16,448
Offenders Under Supervision on 6/30/93 .....	17,530
Inmates Admitted FY 92-93 .....	3,460



## REGION III

TOTAL STAFF POSITIONS: 3,221

Major Institutions .....	6
Community Correctional Centers .....	4
Women's Community Correctional Centers .....	1
Probation and Restitution Centers .....	1
Probation and Parole Offices .....	23
Incarcerated Offenders on 6/30/93 .....	7,937
Offenders Under Supervision on 6/30/93 .....	22,839
Inmates Admitted FY 92-93 .....	4,673



## REGION IV

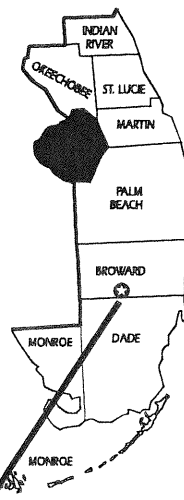
TOTAL STAFF POSITIONS: 3,917

Major Institutions .....	6
Community Correctional Centers .....	8
Women's Community Correctional Centers .....	2
Probation and Restitution Centers .....	2
Road Prisons .....	2
Probation and Parole Offices .....	34
Incarcerated Offenders on 6/30/93 .....	7,131
Offenders Under Supervision on 6/30/93 .....	38,558
Inmates Admitted FY 92-93 .....	9,667

## REGION V

TOTAL STAFF POSITIONS: 3,488

Major Institutions .....	8
Community Correctional Centers .....	9
Women's Community Correctional Centers .....	2
Probation and Restitution Centers .....	4
Road Prisons .....	2
Work Camps .....	1
Probation and Parole Offices .....	48
Incarcerated Offenders on 6/30/93 .....	8,383
Offenders Under Supervision on 6/30/93 .....	37,092
Inmates Admitted FY 92-93 .....	10,054


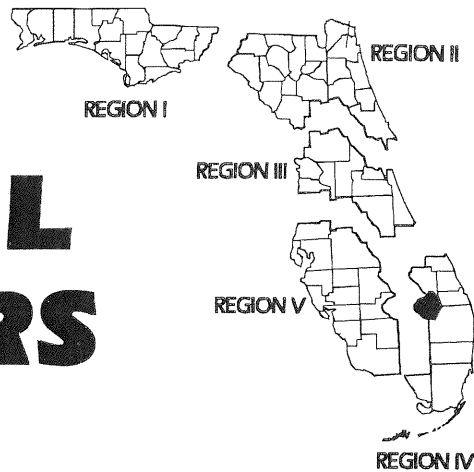


## THE REGIONS:

### Geographical Locations and Administrative Data

# Management & Functions

## REGIONAL DIRECTORS




### Region I

**Richard G. Kirkland, 46**, began his career with the Florida Department of Corrections as a teacher and recreation coach at Apalachee C.I. in 1971. He worked his way up to captain at vocational centers and road prisons, then went to Central Office in July 1978 as Security Administrator. He was superintendent at Holmes C.I. and Martin C.I. before being appointed Region I Director in July 1993. He retired from the Florida National Guard as a Major. Kirkland has a bachelor's degree from the University of West Florida.

### Region II


**J.S. "Joe" Petrovsky, 56**, worked for the federal prison system for 20 years before coming to the Department of Corrections in August 1992 as Region III Director. He was warden at the Sandstone, Lewisburg, Springfield and Atlanta penitentiaries. He is also a former superintendent of the federal prison camps at Eglin and Pensacola. Petrovsky has worked with the U.S. Probation Office, teaching criminology and probation and parole courses at Susquehanna University in Pennsylvania. He earned a master's degree from Kent State. He was named Region II director in August 1993.



# Management & Functions

## Region III

**George Denman**, 48, began his career with the department in 1973 as a teacher at Florida C.I. During the next 20 years, he worked as a hospital administrator at F.C.I., an education supervisor at Marion C.I., Bureau Chief for Admission and Release and later Education in Central Office, and Superintendent at Florida C.I. and North Florida Reception Center. In August 1993, he was appointed Region III Director. Denman has a B.A. degree from the University of Florida and successfully completed a program for Senior Executives in State and Local Government at the Kennedy School of Government at Harvard University. Denman has also participated in criminal justice training all over the country.



## Region IV

**Carl D. Berry**, 57, was named Region IV Director in June 1993. He began his professional career in 1959 as a caseworker for the New York City Bureau of Child Welfare. For the last 30 years, he worked with the New York Department of Corrections as a Parole Officer, Staff Development Coordinator, Assistant Deputy Commissioner and Deputy Commissioner in Central Office, Deputy Superintendent and Superintendent at various facilities. Most recently, he was superintendent of the correctional facility in Woodbourne, N.Y., a 1,000 bed male facility with a staff of 500. He also served as an auditor and consultant for the American Correctional Association. Berry has a bachelor's degree in psychology and sociology from City College of New York and is a licensed teacher.

## Region V

**Dr. Lee Roy Black**, 56, became Director of Region V in July 1992. He began his career in 1963 as a probation officer in Chicago. He has been responsible for education, classification, probation and parole programs in Illinois, Indiana and Wisconsin. For four years, he was Director of Corrections and Human Services in Missouri, and most recently was Commissioner of Corrections in Mississippi. He has a Ph.D. from Union graduate school in Cincinnati.



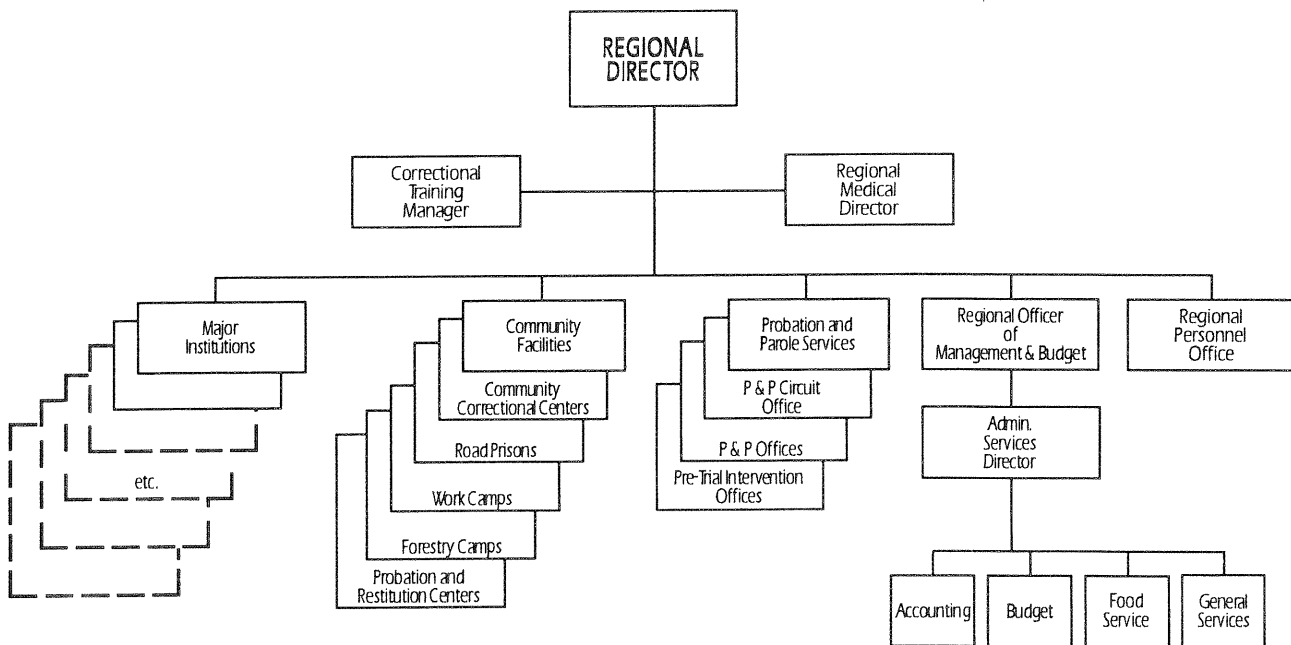
# Management & Functions

## Regional Organization

Correctional institutions, community facilities and probation and parole offices are administered through five geographic regions. Each region is headed by a regional director who supervises the activities of the superintendent of each major institution, the superintendent of community facilities and the regional

probation and parole administrator. The regional director is responsible for financial administration and personnel management within his region and for ensuring that department policies are carried out and standards are met. Regional organizations and functions are shown below.

### TYPICAL ORGANIZATION



## Regional Functions

Each regional office coordinates activities and solves problems at major institutions in accordance with standard department diagnosis, evaluation, referral, classification and case management procedures.

The activities of all community correctional centers, road prisons, vocational training centers, work camps, forestry camps, and probation and restitution centers are also directed by the regional office in accordance with Central Office policies and directives.

The offices coordinate and direct all probation and parole services and activities in accordance with policy guidelines and program directives from the

Central Office, to include supervision, investigation, intake and diversionary programs.

Each office performs personnel management activities, including maintenance of personnel files and related records for personnel of community facilities, probation and parole offices and the regional office. In addition, regional offices maintain property accounting records, document all property transactions and maintain property management and control. The regional offices also prepare and submit regional budgets, monitor operating accounts and expenditures and supervise regional fund allocations and releases.

# Recommendations

As required by ss. 20.315(16), F.S., the Department of Corrections has developed recommendations for improving the delivery of correctional services in the state. The recommendations address views and requirements in the areas of policy needs, facilities necessary to remain ahead of inmate population growth, and personnel requirements to ensure optimal effectiveness of departmental staff. Based on the accomplishments during last fiscal year, assessments of requirements for further progress toward established departmental priority issues, and objectives as set forth in the department's Strategic Plan, it is recommended that action be taken and/or resources provided to accomplish the following objectives.

- Reduce the escape rate to no more than four per 1,000 inmates from all of its currently funded major institutions by June 1996.
- Increase effectiveness of probation as a primary community-based sanction through use of risk and needs assessment and specialized caseloads.
- Increase efficiency of classification and reception of inmates, identifying special needs and emphasizing proper placement in the system.
- Increase community-based supervision of violent offenders upon release from prison.
- Expand the probation and restitution center concept to incorporate social services, drug treatment and basic education delivery systems.
- Continue development and implementation of drug abuse treatment programs for probationers, parolees, and offenders on community control.
- Enhance the staff relief factor to reflect the impact of training, turnover, and other significant factors.
- Approve less-than-lethal, yet effective, use-of-force alternatives for officers transporting inmates or supervising them in hospitals and other locations.
- Enhance benefits for correctional staff who work with inmates classified as high security risks.
- In cooperation with Florida's Sentencing Commission, develop the new sentencing guidelines score sheet and prepare a detailed training program for department staff, local judicial personnel, and others as necessary.
- Develop a comprehensive plan to increase community participation in reducing criminality.
- Assist the Correctional Education School Authority (CESA) to conduct 150 hours of mandatory literacy training for inmates with two years or more remaining on their sentences and a test score of less than 9th grade level.
- Assist CESA to train inmates who are within five years of release in one or more vocational skills.
- Continue to work cooperatively to support Prison Rehabilitative Industries and Diversified Enterprises (PRIDE) as the corporation carries out its mission to provide on-the-job training programs where inmates achieve marketable skills, learn a work ethic, and are placed in good paying jobs upon release.
- Enhance job search assistance to offenders through expansion of Department of Labor and Employment Security (DLES) staff dedicated to this purpose.
- Enhance correctional health services for male and female inmates as set forth in the Correctional Health Services Plan, with emphasis on those who are elderly, physically or mentally impaired.
- Continue equal accessibility to correctional programs for female inmates.
- Implement random drug use testing of inmates system wide.
- Provide chaplaincy and community involvement of all faiths, resulting in increased opportunities for inmate participation in religious activities.
- Provide continuity of inmate health care upon release through communication with the Department of Health and Rehabilitative Services (DHRS) and local health care providers.
- Educate the public concerning the cost-effective use of community-based supervision programs, which are grounded in good risk-assessment procedures.
- Conduct an annual survey to assess awareness among educators, the public and the media of the department's public safety role and mission, and the complexity of the issues it faces.
- Establish a plan for the Secretary and top man-

# Recommendations

agers to meet with agency heads of other public safety entities to identify needs and present them jointly to the Legislature.

- Increase availability of coordinated, interagency relapse prevention programs and aftercare services and development of the concept of linkage between treatment programs and community resources.
- Support parity in compensation and benefits between law enforcement officers and correctional officers.
- Support the full implementation of the department's Strategic Plan and to seek necessary legislative changes to ensure effectiveness and efficiency.
- Improve the quality of services and products of the department by finalizing the proposed organizational restructuring needed to carry out this plan, the mission, statutes, and other directives, using TQM principles and practices.
- Continue to meet the requirements of the United States (USA) vs. Department of Corrections case.
- Continue the mandatory sexual harassment training program for all employees.
- Support statewide strategic planning for information resource technology.
- Expand the training programs on "Women Facing the Future," Valuing Work Force Diversity, Managing Diversity in the Work Force, etc.
- Continue to explore ways to enhance and expand the training opportunities offered at the correctional training academies.
- Increase support to enhance staff development and training opportunities department-wide.
- Continue to work vigorously to fully comply with the Americans with Disabilities Act requirements, focusing on Titles I and II.
- Support the continuation of an enhanced Affirmative Action/Equal Employment Opportunity plan implementation and training program.
- Support the full equitable implementation of the Minority Business Enterprise (MBE) program, especially in the purchasing and contracting with African Americans, Hispanic Americans, women, and other minorities.
- Develop approaches to diversion of offenders through partnerships with communities including grand-in-aid projects, environmental improvement activities, sharing of infrastructure and/or services, and similar opportunities.
- Notify community agencies concerning inmate status on communicable diseases and treatments to ensure continuity of care on release and protection of the public.
- Establish an intensive supervision program to accompany community-treatment services provided to offenders with histories of current or prior sexual criminality.
- Implement community-based prison diversion programs for offenders sentenced to the department who do not pose a risk commensurate to those sentenced to incarceration.
- Establish performance measures that can be used to evaluate whether programs are attaining goals and objectives. These performance measures will be used to evaluate program output, efficiency and effectiveness.
- Establish linkages, collaborations and partnerships with other state agencies, institutions of higher education and external organizations.
- Establish a recruitment program to each underrepresented segment of the community to help eliminate any impediments to employment with the department, and to coordinate recruitment efforts among institutions, regions, and the Central Office.
- Seek legislative approval to provide additional Central Office Management Information Systems (MIS) and field support staff to improve the level of information technology support to the department to meet the targeted 80 percent of Anderson recommendations.



# Honored Employees



## Statewide and Central Office Employee of the Year

Not only was **Joy Ailstock** chosen among over 800 employees in Central Office to be Employee of the Year, but she was also selected statewide from more than 21,400 Department of Corrections employees as the best. It's easy to see why. There are probably few in the department who exhibit the "can do" optimism and spirit that Ailstock exudes. She has worked with the department for over 20 years. As Office Operations Supervisor, she handles hundreds of pieces of mail daily while fielding numerous phone calls in the Central Office Communications Mail Room. She also oversees the operation of the Copy Center, which makes almost one million copies a month for department personnel. And if Ailstock does not know the answer to the caller's questions, she will undoubtedly know where to transfer him or her. She also coordinates the complicated schedule for hand delivery runs. Her outstanding day-to-day job performance is one of the main reasons that communications within the department run so smoothly. Ailstock is an active member of the Florida Council on Crime and Delinquency, and she is often the first to step forward to donate her time and energy to work for charitable causes. A yearly favorite for Ailstock is acting as "Santa's Elf" during the annual Christmas Toy Drive, in which she finds eligible non-profit charities who would like to receive the toys. She was also active in gathering and shipping clothing and supplies to corrections employees who were victims of Hurricane Andrew in south Florida. She demonstrates professionalism in all areas of her work and can be counted on to go the extra mile.



## Correctional Officer of the Year

Correctional Officer Lieutenant **Shirley Falana Garrison**, who works at the Miami Community Correctional Center, was chosen Correctional Officer of the Year. A 13 year DC veteran, Garrison started with the department as a Correctional Officer I at Marion Correctional Institution. Upon her arrival at the dilapidated Miami CCC in 1989, she updated their Policies and Procedures, and Rules and Regulations manuals, and she held meetings with the staff and inmates to ensure compliance. Garrison supervised massive structural renovation of the facility to meet sanitation, health, fire and safety codes, which resulted in marked improvement in the morale of both staff and inmates. She is constantly involved with the community by working with the Little Haiti/Little River Service Center, the Haitian Administration/City of Miami Neighborhood Enhancement Team (NET), and the Neighborhood Resource Office. She coordinated the removal of tons of junk from the neighborhood surrounding the Miami CCC. Garrison and her staff were active in the hurricane relief efforts following Hurricane Andrew, and she also participated in relief efforts through her church, the House of God in Ft. Lauderdale. Garrison is one of her region's four American Correctional Association auditors; she is an instructor in the department's "Women Facing the Future" program; and she hopes to graduate from school soon while maintaining her 3.8 grade point average.

# Honored Employees



## Correctional Probation Officer of the Year

Correctional Probation Supervisor III **Louvenia Ellis Sailor**, who supervises a staff of 26 at the Quincy Probation and Parole Office, has been chosen Correctional Probation Officer of the Year. Sailor has been with the department for more than 17 years. She attended Florida State University at night for three years to complete her Master's degree in Public Administration in May 1993. She has been active in the Florida Council on Crime and Delinquency for many years, and helps coordinate services for infants and children as a board member of the Healthy Start Coalition in Gadsden County. As a member of Rural Neighbors in Partnership for Gadsden County, Sailor helps coordinate programs dealing with substance abuse services and creates recreation programs for youth. She serves on the Mental Health Advisory Council and the Gadsden Memorial Home Healthcare Board. As a member of St. John A.M.E. Church, she serves on numerous committees. Her favorite is acting as Director for Youth Services.

## CESA Teacher of the Year

**Dianne A. Davis** was chosen by the Correctional Education School Authority (CESA) as their Teacher of the Year. Davis is a Special Education Teacher at Sumter Correctional Institution. In addition to her regular teaching responsibilities, Davis initiated a book club for inmates at Sumter C.I. She assists with special programs such as Black History Month, the annual hispanic culture celebration, special Christmas programs and others. One of her goals for the coming year is to form a writing club for inmates. She is also interested in advancing technology for meeting the educational needs of inmates. She said she believes that teaching is a multi-faceted activity and the teacher is the organizer of the activity, responsible for stimulating the student, serving as a group member, lecturing at times, and always, acting as role model and mentor. Davis has her bachelor's degree, cum laude, from Villa Maria College in Pennsylvania, and is nearing completion of a degree in education leadership from the University of South Florida. She serves as a peer teacher, when needed, for the Professional Orientation Program.



## Volunteer Of The Year

**Noel Sainthill** was selected as the Volunteer of the Year for 1993 from the hundreds of citizens who volunteer their time and expertise in Department of Corrections facilities throughout Florida. Sainthill, who was nominated by staff from the Arcadia Road Prison, has worked as a volunteer for the past 28 years. He says that growing up during the depression impressed on him how family, friends and sometimes even strangers were always there for each other to lend a helping hand when needed. Those values that he learned as a child have translated into his decades-long commitment to helping others. Sainthill, 77, organized the first Alcoholics Anonymous meeting at Arcadia Road Prison in 1965. Since that time, he has been actively working there overseeing AA meetings and counseling with inmates. Today, he has anywhere from 20-30 inmates at his weekly meetings, which encourage group participation. Sainthill, better known as "Red" because of his hair, has an outstanding reputation with staff and inmates, and is well like and respected by both.

# FY 1992-93: Year in Review

## Strategic Planning and Total Quality Management

In September 1991, the department changed the way it does business by embarking upon an intricate and detailed strategic planning process. This undertaking, not unlike Ford, Motorola, Xerox and many other private sector businesses, propelled the department on the path toward Total Quality Management. In keeping with accepted business practices, the department sought expert assistance in an area where it had little experience. The department obtained the services of the Florida Center for Public Management, a consulting firm well known for its public management knowledge.

### Three Initiatives

Now well underway, the process involves three initiatives: strategic planning, organizational realignment, and Total Quality Management (referred to locally as Correctional Quality Managerial Leadership or CQML). CQML is a corrections team approach, involving all employees in a fact based decision-making process. It seeks continual improvement.

### Take Your Shot

The process of changing the former climate to the new team approach involved a number of stages. Early in the process a group of senior managers came together in a "think tank" to draft vision, mission, and values statements for the department. Buy-in and acceptance of these and other concepts were sought by the total work force through a voluntary staff survey. The survey also sought perceptions of staff job satisfaction and agency effectiveness. Interviews with legislators, judicial authorities, and other public officials were done to clearly define the department's mission as perceived by persons external to the department. These initiatives were taken to have everyone agree on what the department is chartered to do. The next step was to determine how we plan to do it. This involves building on a philosophy of taking responsibility as teams to improve the way we do our jobs. Efforts were made to try to find a better way and taking a calculated risk to improve the process. We sought to encourage innovation. As Wayne Gretsky, the hockey great, said, "You miss 100% of the shots you never take." We want everyone to take their shot.

### CQML Training

Corporations that lead the field in increasing productivity have vigorous employee training programs. Motorola Corporation says for every \$1 invested in employee training, they get a return of \$30 within three years. The leading corporations invest from 35 to 50 hours annually per employee in training. The Depart-

ment of Corrections requires a minimum of 40 hours annually in individual mandatory training. By December 1993, all employees should have completed four hours of CQML training. Courses are offered in the seven statistical tools of quality management. These will help employees in database decision making.

### Measuring Success

How will we know if we are on the right track? We understand that introduction of CQML will take time to be successful. The results can not be measured in the short term. We plan a second employee survey to measure changes in employee perceptions. Measures of success relate to actions consistent with the long range goals and objectives of the department. For example, by June 1996, the department expects to maintain an escape rate of no more than 4 per 1,000 inmates from the currently funded major institutions; to reduce by 20 percent the per capita number of felony crimes committed within correctional facilities; reduce by 10 percent the per capita number of felony commitments within five years of release; and, in concert with the legislative and judicial branches, ensure that dangerous offenders (those convicted of murder or sex crimes) serve at least 70 percent of their sentences in prison. These are measures of success which are central to the business of corrections.

### Strategic and Operational Planning

In keeping with the requirements of state planning directives, the Agency Strategic Plan (ASP) underwent its annual revision in FY 1992-93. True to the participatory nature of CQML, teams were formed to address each of the six priority issues set forth in the original strategic plan. These teams examined problems and/or opportunities to determine if the trends and conditions surrounding the problem/opportunity remained valid and, if necessary, modified the statements to reflect the current situation. The results of this team based effort were the inclusion of several new objectives and the revision of 16 objectives now in the current ASP. These results are reflected in the Recommendation section of this annual report (pages 11-12).

### "Rubber Meets the Road"

The Strategic Plan is well on its way to acceptance and use by managers in the department. As it continues, the stage is being set for the implementation phase of strategic planning, the phase where "the rubber meets the road." Development of operational plans has begun in the department by the drafting of guidelines for this form of planning. Continued coordination with the Center for Public Management has produced concepts for operational planning which involve bringing ASP strategies "below the line" between strategic and operational plans to become implementation objectives for

# FY 1992-93: Year in Review

specific organizational units within the department. Each ASP strategy will become an organizational objective for the unit to which it is assigned. In this manner, the goals and objectives of the ASP will be driven toward accomplishment.

## Planning and Programs

The planning process requires accountability if it is to be credible. To establish this important facet of planning, the department is developing a system whereby progress toward accomplishment of ASP objectives can be judged. Progress, or performance reporting is also an annual statutory requirement associated with strategic planning. During this fiscal year the department made significant progress toward goal accomplishment in each of the six priority issue areas in the ASP. Particularly notable progress was made in developing a new risk assessment instrument for supervised offenders; implementation of a revised custody classification system which increased work release recommendations by 300% and production of a highly acclaimed video tape entitled "Life Inside" for use in high schools and other public forums.

For more information, call Leon Gilchrist at (904) 922-8596.

## DC and FSU: A Dialogue and Linkage Initiative

A new initiative in conjunction with Florida State University (FSU) opened a chapter in correctional management which has exciting potential. FSU is one of several universities in the state university system with a statewide service responsibility. Under the mandates of this responsibility the university is able to join with state agencies in researching new ways to improve governmental operations.

### Mutually Beneficial

FSU President Dale Lick and Secretary Harry K. Singletary, Jr. were quick to realize the potential benefits of a joint program between the university and DC. They assembled key individuals from each organization to meet and establish a dialogue to explore areas in which FSU and DC could each benefit. Organization of the project was headed by Dr. Robert Glidden, Provost and Vice President for Academic Affairs for FSU and Wilson C. Bell, Assistant Secretary for Programs of the department.

### 65 Topics Discussed

The first meeting of the two organizations was held at Wakulla Springs Conference Center on June 11, 1993. In

attendance were 16 faculty members of the university and 23 key staff from the department. The agenda for this day long workshop included small group discussions on a range of 65 topics developed by the department as areas in which assistance in the form of applied research could be helpful to improve correctional operations. Examples of these topics are: development of a more effective system of delivering educational and vocational training to inmates; research into treatment modalities for dually diagnosed offenders and sex offenders; ethical issues in health care; achievement of high quality operations through corrections quality managerial leadership (CQML); enhancement of operational control and information communication through teleconferencing.

### 19 Issues Identified

As a result of the workshop discussions, DC staff were later able to identify 19 issues of significant importance to warrant early study and action. After review by appropriate faculty at FSU, projects will be developed wherein both the university and the department will work to arrive at new, innovative solutions.

### Institute for Correctional Management Emerges

The workshop was viewed enthusiastically by both academics and corrections practitioners alike. Within days of the meeting, new ideas began to emerge. The dialogue and linkage program, later christened the Institute for Correctional Management, combines the strengths of both participating organizations, i.e. the research, teaching and service capabilities of FSU and the strong data availability, correctional experience and practical knowledge of the Department of Corrections. Future plans for this exciting new approach to corrections will include other institutions of learning throughout the state.

For more information on the Institute for Correctional Management, call Charles Hazelip at (904) 488-1801 or Evelyn Ploumis-Devick at (904) 488-9940.

## Office of Legal Services

The Office of Legal Services, managed by General Counsel Lou Vargas, consists of 10 attorneys, six support staff and three law clerks. They draft administrative rules, review departmental policies, conduct legal research for administrators, review contracts and bids, and defend the department in disputes with employees and inmates. FY 1992-93 was a historic year for Legal Services, because it brought closure to the decades old *Costello v. Wainwright* (also known as *Costello v. Dugger*, and *Costello v. Singletary*) lawsuit, among others. Summaries follow.



# FY 1992-93: Year in Review

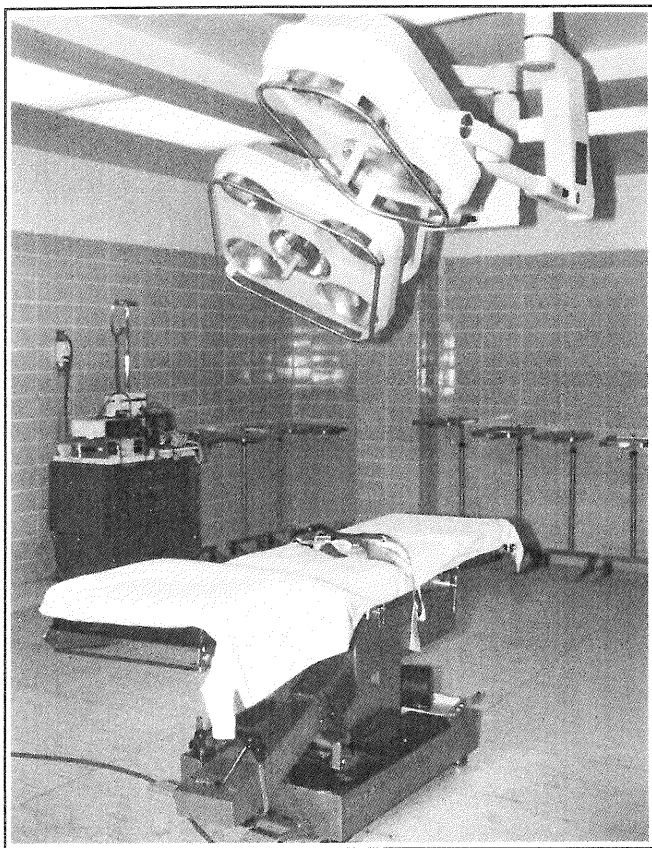
## Case Synopsis: *Costello v. Singletary*

*Costello* was a 21-year-old federal lawsuit that concerned conditions of confinement in the state prison system.

It originated in 1972 as an inmate suit alleging violations of the Eighth and Fourteenth Amendments because of overcrowding and the denial of medical care.

## Chronology of Significant Events

1. In 1973 the Federal Court established the Babcock Commission, a medical survey team which conducted a survey and reported serious systemic deficiencies in the delivery of medical care.
2. In 1975, the parties acknowledged inmates were not receiving medical treatment required by guidelines of the Babcock Commission report. Plaintiff's Motion for Preliminary Injunction to alleviate overcrowding was granted. That order was unsuccessfully appealed to the Fifth Circuit Court of Appeals and the United State Supreme Court.



Today the department has state-of-the-art medical equipment and facilities, such as these at North Florida Reception Center.

3. At trial in 1975, a court appointed physician reported that the average health care for the prison system

was below minimally adequate. While improvements in health care had been made, these improvements were offset by the overcrowding problem.

4. In 1977, the Court appointed a three member medical survey team to report on medical care. That survey concluded that health care had improved but it was not competent to cope with the serious medical needs of the growing inmate population.
5. In 1980 the parties entered a Settlement Agreement on overcrowding. The Settlement Agreement required that on July 1, 1985, the total number of inmates in the system shall not exceed the system maximum capacity and that the "system maximum capacity" shall increase only as new facilities are "opened and available for occupancy." It required that several facilities be removed from the system on July 1, 1985. In response to it, the Emergency Release Statute, F.S. § 944.598 was enacted to require the release of inmates if the population exceeded 99% of "lawful capacity." This statute, which was never used, was repealed in 1993 and replaced with Emergency Control Release.
6. The parties also filed a Health Care Settlement Agreement in July 1981. All litigation seeking injunctive relief for health services was abated for three years. A court appointed three-member health survey team was to conduct an interim survey in 18 months and a final survey of health care of the system. The survey was to determine progress in the implementation of the Settlement Agreement and to determine whether the system, or any part of it, demonstrated systematic or deliberate indifference to the inmates' serious medical needs. The final survey was to be accomplished at the 32nd month and was to be reported to the Court, the parties, and the Governor. The Settlement Agreement required that "a comprehensive plan" and system for providing medical care for inmates be filed and implemented.
7. In 1984, following the 36-month abatement period, the interim survey report was filed. It reported inmate deaths and cited serious problems with the medical system.
8. In August 1985, a Special Master and Monitor were appointed by the Court to investigate and monitor medical care allegations and to formulate system-wide remedies.
9. On December 18, 1987, a consent order was negotiated between the parties in order to resolve Plaintiff's motion for injunctive relief and contempt concerning the delivery of prison health care services.
10. On May 30, 1991, an agreement was reached between the Court and the parties which provided the framework for closure of *Costello*. Steps required

# FY 1992-93: Year in Review

for closure included the certification of the Department's inmate grievance procedure under 42 U.S.C. 1977e and completion of the mental health survey.

11. On March 5, 1993, then-Federal District Court Judge Susan Black presided over the final hearing in *Costello v. Singletary*. Judge Black ruled from the bench that this 21-year-old class action suit, covering all inmates in the custody of the Florida Department of Corrections, would be dismissed. In the future any complaints concerning medical care or overcrowding will not be decided under the umbrella of *Costello* but would require the initiation of a new lawsuit.

## Florida First State to have Case Dismissed

Such a dismissal in institutional reform litigation is rare and significant. While most, if not all, states have been involved in institutional reform litigation concerning their prison systems over the past decade, Florida is the first and only state to have its prison case dismissed. For a state to extricate itself from consent decrees, like those entered in *Costello*, the state must demonstrate that it is in substantial compliance with those agreements and that there is a substantial likelihood of continued compliance with the standards achieved through consent, in the absence of the court and plaintiffs' counsel. It is this latter requirement which has prevented closure of most institutional reform litigation.

## Correctional Medical Authority

The key to dismissal in *Costello* was the creation of a viable state entity, the Correctional Medical Authority, to monitor the delivery of prison health care. The CMA, in demonstrating its ability to monitor the delivery of health care, has satisfied the requirement of "substantial likelihood of continued compliance" and thus, provided the mechanism for ending the health care aspect of the *Costello* case. To emphasize this fact, Judge Black referenced the CMA as a model for ending institutional reform litigation in her March 5 ruling.

## Making It a State Law

In addition, the Florida Legislature provided the assurance that the overcrowding standards, enunciated in the *Costello* consent decrees, would continue to be adhered to by codifying the consent decree standards into Florida statute. The enactment of this legislation, coupled with five years of compliance with the Overcrowding Settlement Agreement, provided the evidence of "substantial likelihood of continued compliance" in the overcrowding aspect of *Costello*, which permitted closure of the case.

Florida continues to be faced with a crisis in its criminal justice system and a tremendous deficit in the number

of available prison beds. However, the dismissal of *Costello* indicates that the federal court is now confident in Florida's ability to address this problem in a constitutionally appropriate way.

## Summary of Agreed Entry Between United States and Florida Department of Corrections

The Agreed Entry, effective May 19, 1992, settled a lawsuit filed by the United States against the Florida Department of Corrections in 1986. The United States challenged the employment practices of the department pertaining to female correctional officers in institutions housing male inmates.

The Agreed Entry reduces to a certainty the amount that the state must pay; establishes a streamlined procedure for paying compensation awards; allows the state to contribute to the settlement fund over a two year period; allows the department to gradually modify its assignment policies; and eliminates the uncertainty and costs of a trial. We believe the Agreed Entry to be a reasonable compromise and in the best interests of all parties, including the state and the department.


Under the Agreed Entry, the department has agreed to modify its policy on the assignment of female correctional officers in male institutions.

1. Under this modification, the department is allowed to designate, as gender specific male-only, not more than 25% of all correctional officer security positions, posts, shifts and assignments at all correctional facilities housing male inmates. The department has three years to reach this goal.
2. Under the Agreed Entry, the state created a \$3.7 million settlement fund to be used to satisfy all back pay claims of potential claimants. The state placed the first \$1.3 million into the settlement fund within thirty (30) days after the Court's approval of the Agreed Entry. One year later, an additional \$1.2 million must be deposited with the final \$1.2 million deposited within two years from the approval of the Agreed Entry. The United States will determine which claimants are entitled to a back pay award and the amount thereof.
3. Certain claimants may also be entitled to placement on a priority list for hires or promotions into correctional officer positions. The Agreed Entry sets up a procedure for determining which claimants will be entitled to placement on a priority appointment list and the time frames within which the appointments must be made. The Agreed Entry specifically provides that the priority promotion list will be limited to a total of 150 claimants.
4. Priority hire claimants who accept an appointment

# FY 1992-93: Year in Review

and successfully complete their probationary period will also receive retirement service credits from the date that they originally should have been hired but in no event before January 1, 1983. The state will also have to make a contribution to the retirement system predicated upon the back pay award received by each claimant. The amount of the retirement contribution and the amount of retirement service credits will be determined through the claim processing procedure. The employer retirement contribution as well as the employer's social security withholdings must be paid by the state and cannot be deducted from the settlement fund.

5. The Agreed Entry also significantly expands the career opportunities for females as correctional officers within the department.
6. In addition to these steps, Secretary Singletary took a proactive stance by implementing a 20-hour training program for all female correctional officers in the state. As of June 30, 1993, 1,190 female correctional officers has attended "Women Facing the Future" training. The trainers explain the USA case and answer questions about it. Other parts of the training include rights and responsibilities of correctional officers, enhancing professionalism, the history of the department, goal-setting, improving self-esteem, management techniques, personal and professional development and strategies for upward mobility.



Proud graduates of "Women Facing the Future," a 2-1/2 day training program for female correctional officers.

## Peoples Telephone Settlement

On March 5, 1993, the Department of Corrections terminated its contract with Peoples Telephone Company ("PTC") to provide collect calling telephone service at various institutions. The department had determined that PTC was overcharging customers by exceeding its contracted phone rates, and by failing to pay the department its proper commissions under the contract. PTC originally denied any wrongdoing.

After much discussion and involvement by the Public Service Commission and the Attorney General's fraud division, PTC agreed to the following settlement:

1. Pay the department \$175,000 in bimonthly installments of \$25,000. These payments are backed by a performance bond so the department is ensured it will receive all payments.
2. Refund the overcharges to customers. This amounts to \$745,809.10.
3. If any customers cannot be located to reimburse for overcharges, the overpayments will be paid to the department.
4. Separate payments were also made by PTC to the Attorney General and the Public Service Commission.

All payments to the department will be placed in the inmate welfare trust fund. The department has received over \$350,000 in overcharges where customers cannot be located. Therefore, the total of payments to the department exceeds \$525,000.

For more information, call the Bureau of Legal Services at (904) 488-2326.

## Office of Information Services

The Office of Information Services is your source for facts about every aspect of the Department of Corrections. Its staff, which includes Administrator Gene Morris, two Public Information Specialists, an Administrative Secretary and a student intern, provides information to the news media, the general public, legislators and educators. Morris and his staff are responsible for training institutional and facility staff on how to quickly and accurately respond to the media; and to educate citizens about the department, its missions, goals and policies.

The Information Services staff also produces news releases, slide shows, information manuals and two monthly statewide employee newsletters, *The Correctional Compass* and the *DC Digest*. The staff coordinates special events such as news conferences, ground breakings, charity or community drives, and staff recognition events. The Information Services Administrator is also responsible for escorting media witnesses during executions.

Information Services can be reached at (904) 488-0420.

## Office of Legislative Affairs

The Office of Legislative Affairs, under the direction of Legislative Liaison Katherine Pennington and two staff-

# FY 1992-93: Year in Review

ers, monitors proposed legislation and advises the Secretary and department personnel on legislative issues. This office works closely with the Bureau of Admission and Release, the Office of Management and Budget and the Bureau of Planning, Research and Statistics during Legislative sessions to study the impact of proposed legislation and to provide that information to the appropriate legislative committees. Legislative Affairs also responds to requests for information from legislators, the Governor's Office and the public.

The Legislature met in Special Session the week of May 24, 1993 primarily to address prison issues. Within five days, the Legislature approved funding for more than 10,000 beds and passed a major sentencing reform package.

**Senate Bill (SB) 26-B** addressed three significant changes in the law. First, the bill provides for a new Sentencing Guidelines structure, including the elimination of basic gaintime. It also changes the way convicted felons are sentenced in Florida. The bill more clearly defines which felons are sent to state prison versus those who are diverted to alternative programs. Secondly, the bill revises the statutory eligibility for Control Release for specified offenders. Thirdly, the bill creates the Corrections Privatization Commission and authorizes the private construction and operation of at least two 750 bed major institutions.

The Legislature also approved a major prison construction package consisting of 10,584 beds. This package includes funding for 6,780 new prison beds, planning funds for 938 additional prison beds, funding for 1,511 alternative program beds, 563 HRS juvenile beds and 792 beds resulting from an increased capacity threshold. (For more on prison beds, see pages 42 - 44. Other bills that passed during the session and affect the department:

**House Bill (HB) 257 (Rep. Feren)** Provides for pretrial education and intervention for persons not previously convicted of a second or third degree felony for purchase or possession of a controlled substance. The bill provides for a dismissal of charges upon the successful completion of the pretrial intervention program.

**HB 461 (Rep. Crady)** This bill was originally filed at the department's request. The original bill authorized state agencies to sell recyclable materials and to use the proceeds from recycling programs for employee benefits. A later amendment turned this bill into the 1993 Solid Waste bill. In addition to the language the department wanted, the bill also provides that by January 1, 1998, at least 65 percent of paper purchased by state agencies shall be recycled content paper.

**HB 541 (Rep. Webster and Sen. Siegel)** Lowers the minimum blood alcohol level for conviction from .10 to .08 percent.

**HB 1085 (Rep. Dean Saunders)** Creates the crimes of "carjacking" and "home invasion" as first degree felonies, punishable by up to 30 years in prison. Also provides for direct file of any juvenile age 14 or older who commits either crime.

**HB 1665 (Rep. Roberts)** Creates the Florida Sexual Predators Act and requires FDLE to maintain a 24-hour database. The bill implements increased registration requirements for sex offenders convicted of a first or second degree sexual battery or abuse, and provides that failure to register is a third degree felony. Also provides for rearrest of any sexual predator who violates any condition of release.

**HB 1927 (Rep. Martinez)** Authorizes a comprehensive community-based juvenile program. Creates the Community Juvenile Justice System Act of 1993 and provides that each county shall establish a comprehensive juvenile justice plan.

**HB 1959 (Employee & Management Relations Committee)** Provides for normal retirement after 25 years, regardless of age, for members of the Special Risk Class. Also makes some technical changes to the retirement laws.

**SB 138 (Sen. Diaz-Balart)** Authorizes the Department of Corrections to establish an award program to award a Medal of Valor to any officer whose actions are extraordinary and expose the officer to peril beyond the call of duty.

**SB 168 (Sen. Siegel & Rep. Sindler)** Authorizes a pretrial program for those charged with possession of drugs. Provides that the court may require successful completion of probation and residence at a community residential drug punishment center. Specifies a graduated scale of penalties for multiple drug felony violators.

**SB 488 (Sen. Wexler)** Makes several changes to the restitution laws. Provides that restitution orders entered as part of a plea agreement are binding and bear interest at the same rate provided by law for civil judgments, and authorizes the state to appeal orders denying restitution.

## Raises

The Legislature also authorized a three percent salary increase to all state employees, effective October 1, 1993. Each full-time Career Service employee will get at least a \$600 increase.

For more information, call (904) 488-0987.

## Office of the Inspector General

The Office of the Inspector General operates under



# FY 1992-93: Year in Review


mandate of Florida Statutes 951 and 944. It is these statutes which grant Inspector General David Smith and his staff the authority to conduct criminal and administrative investigations concerning incidents involving the department and provides oversight authority over county and municipal facilities in matters involving the Florida Administrative Code.

**The Bureau of State Detention Facilities**, under the direction of Bureau Chief Gary McLain, conducted a total of 8,186 criminal and administrative investigations during FY 92-93. It should be noted that the number of investigations opened during each quarter of the fiscal year showed marked increase in both number and rate of increase. In addition, this bureau was assigned responsibility for conducting civil rights investigations late in the third quarter of 1992 and has worked 104 related investigations to date. The Bureau of State Detention Facilities, by monitoring automated data in its management information system, also provides the Secretary with information essential in identifying trends and potential problems.

**The Bureau of County and Municipal Facilities**, under the direction of Bureau Chief Edward Sobach, fulfills the regulatory and oversight functions required by statute. The overall efficiency of the jail inspection and investigation function has been enhanced by the purchase of lap top computers for the field inspectors. Staffed by nine inspectors, this bureau conducted 659 inspections and 552 investigations during FY 92-93. In addition, a permanent Jail Standard Committee was established in conjunction with all involved agencies. Chapter 33-8 of the Florida Administrative Code, which establishes standards and rules for jail operation, was rewritten with input from all concerned agencies and is due for publication shortly.

**The Bureau of Offender Services** operates within the Inspector General's Office and provides a central clearing function for inmate grievances, and written or telephone complaints from inmates and citizens. Within this bureau, the Office of Inmate Grievances, utilizing a professional staff of four, answered 8,864 grievances in calendar year 1992 and, given the rate of monthly increase, forecasts a figure of 11,740 for calendar year 1993. The Office of Correspondence Control is responsible for monitoring and tracking all written correspondence and telephone inquiries and complaints. Utilizing a professional staff of two, this office averaged 654 contacts per month during calendar year 1992.

**Operation Retake** is a combined FDLE and department effort to recover inmates released due to a misinterpretation of an existing provisional release statute. It has led to 129 offenders being apprehended and returned to custody. Another 28 offenders have been located in the custody of other jurisdictions.



*James Keen, Correctional Officer Inspector II, reviews records during a jail inspection.*

For more information, call (904) 488-9265.

## **DC and Accreditation:** *"It doesn't get any better than this."*

*"I've been in a number of state prisons across the country and Florida has one of the best systems I've ever seen if not the best system. I guess the bottom line is it doesn't get any better than this."*

Robert Harrison, Warden  
Ellsworth Correctional Facility  
Ellsworth, Kansas

*"I've done over a hundred and eighty (180) different audits around the nation, and you do an outstanding job. Work ethic here is outstanding."*

Richard Steinert, Correctional Consultant  
Enfield, Connecticut

*"This is one of the finest operations I've been in in the last 28 years, I guarantee it."*

Bill Harris, Corrections Consultant  
Dallas, Texas

Those were some of the comments made by certified American Correctional Association (ACA) auditors after they inspected the department's institutions for accreditation purposes. Accreditation is recognized by

# FY 1992-93: Year in Review

most professionals as a tool of quality management to ensure continuing professional growth and to have a system to evaluate the performance of a business. In Florida alone there are 14 counties, five private correctional providers, and eight Department of Health and Rehabilitative Services programs involved in the ACA's accreditation process. In addition, national involvement includes the Federal Bureau of Prisons, the U.S. Navy, the U.S. Army, local jails (105), and 48 state correctional systems.

## Proactive Approach

With our business approach to management, this administration believes that in order to maintain quality, to continue the best professional correctional practices and to ensure a safe, secure, and humane environment within the Florida Department of Corrections, an outside review/evaluation is essential. With the closure of the Costello lawsuit, accreditation provides an appropriate proactive approach that will place the department in a defensible position against future lawsuits. Accreditation offers the opportunity to evaluate the entire correctional system with a nationally recognized set of standards. The review will lead to remedies for deficiencies and will require upgrading the quality of correctional programs and services to ensure a quality correctional system.

ACA standards require that an institution, community facility, or probation office shows positive proof that a policy, procedure, or practice is in place and that they address each standard. Accreditation standards do not dictate, they evaluate practices against national standards.

## On-site Review and Audit

A team, consisting of two to three auditors trained by the ACA, is selected to make the on-site review and audit. The auditors review each standard to ensure the effectiveness of the institution, facility, or probation office policies and practices. If an institution, facility, or probation office makes changes to ensure safety, security, or that the best correctional practices are in place, based on the audit, then the accreditation process has worked.

Staff involved in the accreditation process are performing duties that are required for day-to-day operations. Through the accreditation process, the department encourages institutional, facility, and probation staff to seek, share, and exchange experiences as each entity is audited. Mock audits and interagency site visits are conducted by DC staff from other locations within or outside the regions to help prepare each entity for the audit as a learning experience. This process ensures uniformity in operation statewide. Department heads are encouraged to visit their colleagues in other institutions to share ideas and procedures for carrying out

department policies.

## Institutions accredited to date:

Walton CI	Holmes CI	Liberty CI
Calhoun CI	Okaloosa CI	Charlotte CI
Martin CI	Madison CI	Mayo CI
Apalachee CI	Jefferson CI	Desoto CI
Tomoka CI	Brevard CI	Sumter CI
Polk CI	Hamilton CI	Baker CI
Florida CI	River Junction CI	Hendry CI
Hardee CI	Central FL Rec Cntr	Lake CI
Century CI	Jackson CI	Marion CI
Hillsborough CI	Zephyrhills CI	

## Community Work Release Centers accredited to date:

Park House CCC	Tallahassee CCC	Duval CCC
Dinsmore CCC	Orlando CCC	Kissimmee CCC
Bradenton CCC	St. Petersburg CCC	Opa Locka CCC
Miami CCC	Pensacola CCC	Panama City CCC
Lake City CCC	Santa Fe CCC	Gainesville CCC
Daytona CCC		

All five Probation and Parole regions have been accredited.

The following institutions and facilities have successfully passed their audits and will be reviewed for formal accreditation by the Commission on Accreditation for Corrections in January 1994.

Cross City CI	Lakeland CCC	Ft. Pierce CCC
Lancaster CI	Tampa CCC	W. Palm Beach CCC
Broward CI	Hillsborough CCC	Hollywood CCC
Putnam CI	New River CI	Lawtey CI

**A CLEAN PRISON  
IS A HAPPY PRISON**

*Inmates coming into North Florida Reception Center get a lesson in cleanliness.*

For more information on Accreditation, call Winn Peoples at (904) 488-5655.

## Office of Operations

The Office of Operations, under the direction of Acting Assistant Secretary Jerry Vaughan, has continued to emphasize issues impacting safety and security during FY 1992-93. These areas include:

# FY 1992-93: Year in Review

- Continued efforts to stem the introduction of drugs and other illegal substances into our facilities. Detection equipment has been obtained and training programs are being planned. A statewide coordinator will administer this program.
- Completion of identifying gender specific security positions throughout the department in order to insure equal opportunity for all correctional officers, regardless of gender, while at the same time insuring that significant security issues are addressed.
- Biannual reports have been submitted to the Justice Department regarding the department's progress in insuring equal opportunity for employment in security positions, regardless of gender.
- Established a security threat program to identify and monitor inmate groups that could potentially become a security threat within the department. Correctional agencies throughout the nation have experienced an increase in problems in this area, and early detection and identification of these groups is the key to maintaining a secure and safe environment.
- Through the efforts of all staff, the federal litigation (Costello) on medical/housing has been settled, eliminating the need to report to the courts on our population counts.
- Continued to monitor and refine the Protective Management program for inmates needing special security measures for their safe and secure confinement. The department aggressively presented our Protective Management program to the courts and we are awaiting a decision in this matter.
- Continued to monitor the public works program to insure maximum utilization of inmate labor in response to community needs.
- Actively participated in the department's Quality Management efforts, which addresses a reorganization plan for the department to better serve the public and staff needs.
- Coordinated with staff throughout the department for the safe and secure evacuation of an entire major institution, as well as two road prisons in the path of Hurricane Andrew. Assisted in monitoring recovery efforts to bring the damaged facilities back on line as quickly as possible.
- Continued to monitor aliens incarcerated to insure timely coordination of hearing requirements with Immigration officials and to seek reimbursement from the federal government in appropriate cases.



*Hurricane Andrew damaged or destroyed most of Dade C.I. and Dade Work Camp. The Office of Operations was instrumental in evacuating these facilities and coordinating the transfer of inmates to nearby prisons.*

- Assisted in monitoring the housing of inmates eligible for the Child Nutrition program to insure maximum benefit to the state of this reimbursement program.
- Continued to lend support and encouragement for the maximum use of inmate labor in the many construction projects throughout the department while maintaining security.
- Developed a set of perimeter security standards to better protect the public by increasing detection capability and strengthening barrier security.

For more information, call (904) 488-4557.

## Health Services: A Health Maintenance Organization (HMO) for Inmates

The Department's health care delivery system, under the direction of Assistant Secretary for Health Services Dr. Charles R. Mathews, provides access to comprehensive medical, dental and mental health services to male and female offenders. This includes health education, preventative care and chronic illness clinics at the community standard level of care as mandated by the federal government.

### 6.5 Million Health Care Encounters

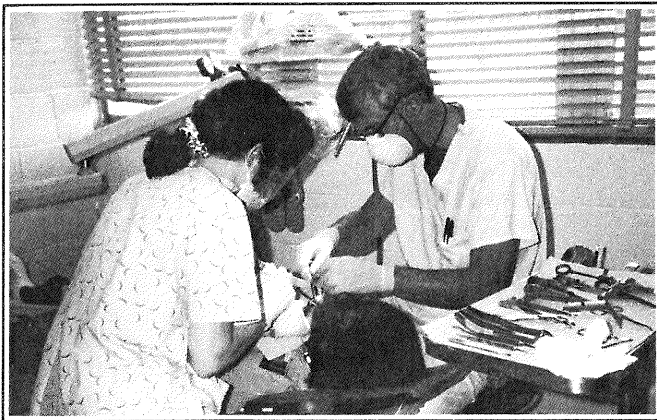
In fiscal year 1992-93, 6.5 million health care encounters

# FY 1992-93: Year in Review

were provided by Department of Corrections health personnel and through contractual arrangements with community providers. An inmate may have several health care encounters during each clinic visit or appointment. An encounter occurs each time a health care professional provides a service to the patient. The Office of Health Services, which has more than 2,100 health care positions, provides health care around the clock at all major institutions, as well as access to health care for inmates in road prisons, work camps and the other community correctional facilities. The scope of health services ranges from emergency care to inpatient hospitalization and specialty care, as required.

Representative statistics of the magnitude of the Department's Health Maintenance Organization include:

- Expenditures of \$151.3 million in FY 92-93
- Over 2,100 positions
- Operates 46 Pharmacies
- Operates 49 Dental Clinics  
FY 92-93 - 209,334 Patient Contacts



*An inmate gets dental treatment at North Florida Reception Center before being transferred to another institution.*

- Total Potential Inmate Patients:  
FY 91-92 - 88,821  
FY 92-93 - 87,205
- Clinic Visits:  
FY 91-92 - 1,773,461  
FY 92-93 - 2,435,599
- Use of Community Health Services decreased dramatically compared to last fiscal year.  
Hospital Admissions and Annual Hospital Days Used per 1,000 inmates:  
FY 91-92 - 2,028; 239.3 days per 1,000 inmates  
FY 92-93 - 1,730; 188.2 days per 1,000 inmates

Emergency Room Visits and Annual Emergency Room Visits per 1,000 inmates:  
FY 91-92 - 3,331; 70.8 days per 1,000 inmates  
FY 92-93 - 3,063; 61.7 days per 1,000 inmates

## Public Health Advisor

The environmental health services section functions in the role of public health advisor to the Department, encompassing food sanitation, pest control, institutional hygiene, biohazardous waste disposal and occupational hygiene, including a bloodborne pathogens protection program.

## About \$8 Million saved

Cost containment accomplishments included: Contracting per diem rates with hospitals which saved approximately \$6.2 million. Savings were also achieved on laboratory contract renewals, a new Radiographic contract, National Claims Review and an electrocardiogram contract.

For more information about Health Services, call (904) 487-4703.

## Office of Programs

The Office of Programs, under the direction of Assistant Secretary Wilson Bell, is responsible not only for the numerous program requirements of inmates and those on community supervision, but for every component of their incarceration or supervision from admission to release.

## Admission and Release

The Bureau of Admission and Release, directed by Bureau Chief Bobbie Glover, is one of the Department's busiest and most vital bureaus. Her staff of over 60 are responsible for transporting inmates, calculating their sentences while keeping up with ever-changing sentencing laws and court cases, maintaining inmate records, updating records or sentences when court orders and detainees arrive, and informing victims of inmate release dates.

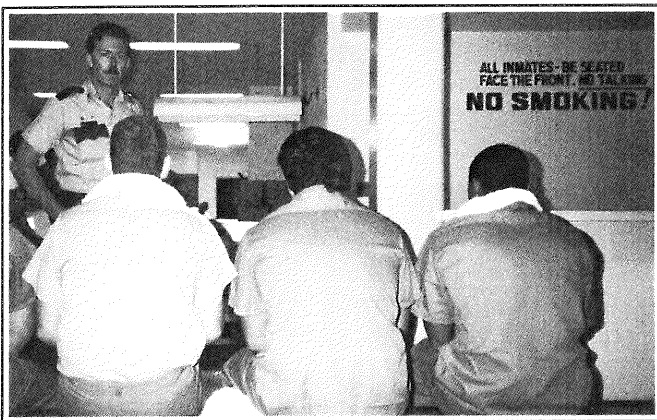
## Transporting thousands of inmates a year

Currently, the Department of Corrections operates a fleet of 14 (50-passenger) buses and 15 (15-passenger) vans strategically located at our male and female reception centers in the southern, central, and northern parts of the state. These primary transport vehicles logged over half a million miles in the last fiscal year, transporting in excess of 30,000 inmates being admitted to prison, as well as an additional 28,000 inmates being transferred between institutions for various reasons such as medical or security needs. In addition to

# FY 1992-93: Year in Review

our fleet of vehicles, local facilities transported an additional 38,000 inmates for medical consultations and appointments as well as 3,200 inmates daily, five days a week, to perform community service projects and assist other state agencies with man-power requirements.

To assist institutional staff as well as management staff in the screening, placement, and scheduling of these transfers, the Population Management Section of the Bureau of Admission and Release assisted in developing and testing a "Comprehensive Automated Transfer Program." The program requires a database search each time an inmate is recommended, approved, or scheduled for transfer. It identifies any profile conflicts that may prevent the transfer of the inmate, such as special review or medical, as well as requiring review in such critical areas as custody and length and type of sentence, to ensure that public safety is not compromised.



*30,530 inmates were admitted to Florida prisons in FY 1992-93. Each one had their record created or updated by Admission and Release personnel.*

## Keeping 100,000 records updated

The Department maintains and operates a Central Records section which currently consists of approximately 100,000 active inmate records of offenders currently incarcerated and on post-release supervision. This section is responsible for preparing and maintaining each inmate master record to reflect the most current information available regarding each inmate's prison term, retrieving missing material, and responding to requests for information. There are approximately 14,000 documents processed for filing each week, and approximately 350 new files established. The Central Records section also maintains the General Information Line, which handles approximately 650 telephone calls per week from law enforcement agencies, private attorneys and the general public. Five Duty Officers are assigned to this area to provide 24 hour information access between department field staff and Central Office per-

sonnel. This office also provides law enforcement agencies with offender data and verification for warrants through FCIC/NCIC.

Inactive offender records are stored in an off-site location until preparation can be made to microfilm each record for archive. Inactive record information is recorded on a kardex system or reel-to-reel and microfiche storage and is currently maintained for retrieval as needed. Inactive Records staff are currently preparing approximately 1,750 records per month for microfiche storage. Future plans involve records storage via electronic imaging.

## Informing Victims of Inmate Release Dates

In October 1988, the Department of Corrections established the Victim Assistance Program in the bureau to serve the public and to answer questions and concerns regarding victim's rights. The primary function of the program is to notify victims prior to an inmate's release. This office also provides referral services to victims with specific needs, such as counseling support groups, Bureau of Victim Compensation, crisis intervention and restitution.

Victims and relatives of minors or homicide victims have a right to be notified prior to an inmate's release from prison. The state attorney is responsible for providing the latest address documented for the victim to the department. The department must be notified in writing by the victim or the victim's family if the address is changed. All victim information is confidential by Florida Statute. Release dates and other general information about an inmate is a public record. Victims may request information by writing or calling the department's Victim Assistance Office. A monthly printout of scheduled releases is also sent to the sentencing judge, state attorney and sheriff of the county where the inmate was sentenced.

## Ensuring Accuracy of Sentence Structure

The System Analysis and Development Section within the bureau serves as a Quality Assurance Team to ensure the accuracy of sentence structure and the integrity of the automated release date calculator maintaining compliance with various Florida Statutes and case law decisions.

As a direct result of statute interpretation by the department's legal staff in conjunction with existing case law, this team re-audited and re-structured approximately 4,000 complex cases within the past year. Numerous hours were spent developing computer programming recommendations which involved extensive program testing and de-bugging while accounting for the legal incarceration of inmates.

During the past year, this section prepared for the

# FY 1992-93: Year in Review

department's legal staff and Attorney General Offices statewide approximately 400 affidavits and responded to approximately 200 inmate grievances attesting to the validity of complex sentence data, release date calculations and compliance with existing case law.

## Reviewing Commitment & Sentence Data

This section of Admission and Release has within itself three (3) sub-sections: Commitment Auditing, Court Orders and Detainers.

The **Commitment Auditing** area is responsible for reviewing each commitment received for an inmate and verifying that the sentence data has been correctly entered on the offender database by the reception centers and ensuring the sentence is calculated correctly in accordance with Florida Statutes and case law. This function often requires contact with the sentencing court to verify court intent. The decision rendered in *State v. Green*, and subsequent related court decisions which effect the method of calculation of split-sentence violators, has dramatically impacted this section due to the complexity of interpreting and processing sentence data and release date computations and has required additional extensive training for auditing staff. The total number of commitments audited in 1992 was approximately 31,060.

The **Court Order** area processed in 1992, approximately 8,325 court orders which modified or corrected the original sentence data. This process requires staff to verify the court order action with the Clerk of the Court and often clarify court intent through the office of the sentencing judge, State Attorney and/or Sheriff. If the court action results in the sentence being satisfied, it is the responsibility of the staff to coordinate and ensure the timely release of the inmate.


The **Detainer** area is responsible for receiving and recording the requests for placement and/or removal of a detainer from another law enforcement agency. An acknowledgement of receipt and notification of action taken must be sent to the requesting agency, and copies of all information provided to the institutional inmate file and Central Office file. There were approximately 14,643 detainers processed during 1992, which represents an increase of over 50% from the prior year.

The administrative functions of the Commitment & Sentence Data section also include the tracking of inmates who are out to court for an extended period of time. This requires staff to closely monitor these cases and correspond with the Clerk of the Court and the Sheriff's Office concerning current status and to ensure the offender is still in custody. It is also the responsibility of this area to request death certificates for inmates who have died while in custody and to monitor it until the case has been resolved.

Call the Bureau of Admission and Release at (904) 487-1986.

## The Bureau of Planning, Research and Statistics

Facts and figures are central to an organization as multifaceted and comprehensive as the Florida Department of Corrections. Our organization has become so complex that it examines itself and is viewed from the outside through data. This and all previous department Annual Reports were published by this bureau.



*Bill Bales, Chief, Bureau of Planning, Research and Statistics*

The bureau was restructured in FY 1992-93 to specialize functional areas and to increase efficiency and information response time. In addition, the bureau made considerable advancements in the areas of information retrieval and presentation.

The department's research branch now consists of four sections:

1. Community Based Offender Information and Analysis
2. Inmate Information and Analysis
3. Planning and Grants Development
4. Research Database Support

While the bureau serves many information needs for the department's internal customers, i.e., Secretary's Office, Information Services, Legislative Liaison, and others, it is also a major source of statistical information for the Governor's Office, Legislature, Auditor General's Office, etc. Some of the specific functions of this bureau include:

- Producing the Agency Strategic Plan;
- Seeking grant funding and writing grant applications;
- Preparing the Department's Annual Report;
- Publishing routine reports on inmate and community based populations (admissions, status populations and releases);

# FY 1992-93: Year in Review

- Predicting the impact of legislation on resource needs;
- Evaluating programs;
- Monitoring the inmate custody classification system;
- Developing a probation classification system;
- Reviewing and approving or disapproving proposals to conduct research in the department;
- Desktop publishing and graphical display of information, and;
- Completing surveys from correctional agencies in other states and the federal government;

You are encouraged to contact the bureau at 488-1801 if you are in need of research information or analysis.

## Chaplaincy Services

Chaplaincy Services, supervised by Chaplain Tyrone Boyd, enhanced the Department of Corrections' emphasis on "Corrections as a Business" in 1992-93. In meeting the constitutionally guaranteed and legislatively mandated right for religious expression, our 80 chaplains are vital team members in fulfilling the department's vision and mission, in demonstrating its eight essential values, and in participating in its strategic plan.


1. Chaplaincy Services was cost-effective by enhancing institutional security and morale. Thousands of inmates were counseled or attended programs, maintaining a proactive legal posture in dealing with religious requests, using community resources for donated materials and programs, and helping prepare inmates for reentry. For example, 7,781 participated in religious pre-release counseling. These practices place Chaplaincy Services in the center of reducing both daily operational and recidivism costs.
2. Chaplaincy Services was service-oriented and client-centered. Many attended services and religious education classes, while 363,034 counseling sessions took place during the year. There were 16,913 crisis interventions, 5,120 recipients of marriage counseling or legal ceremonies, and 7,781 assisted in reentry planning. Staff, volunteers, and inmates and their families all benefit from the services provided by Chaplaincy Services.
3. Chaplaincy Services is managed by the guiding principles of Total Quality Management (TQM). Our "customers" are not only the staff and inmates we serve, but also the community that assists us. Our "product" is the preventative, ongoing, and crisis assistance we deliver within our institutions. Our "quality" is assured through continual community contacts, and

volunteer recruitment, training and advisory committees. This has been practiced, in part, through 31,998 public engagements and/or recruited volunteers, and 2,626 trained volunteers.

Chaplaincy Services can be reached at (904) 488-3570.

## Probation and Parole Services

Probation and Parole (P&P) Services, under the direction of Program Director Harry Dodd, serves more than 130,000 offenders on some form of community supervision. From an operational, fiscal and service-delivery perspective, P&P Services exemplifies many characteristics that align with private sector corporations. This year,



P&P Services emphasized further development of programs and the efficient use of resources to provide quality services to the supervised population. A review of this year's accomplishments exemplifies how probation and parole has evolved toward establishing itself as a correctional "business."

*Probation and Parole Services  
Program Director, Harry Dodd*

## P&P Accomplishments

- Operates more than 150 offices located throughout the state;
- Employed 3,521 authorized staff, including administrative, supervisors, officers and clerical personnel, in FY 1992-93;
- Managed 129,940 community supervision offenders as of June 30, 1993, including active and suspense cases;
- Collected a total of almost \$47 million this fiscal year, including \$18 million in victim restitution, almost \$9 million in fines and court costs, and \$20 million in cost of supervision fees;
- Performed over 200,000 investigations of all types this fiscal year;
- Supervised approximately 1,000 offenders on electronic monitoring units throughout the state.

## "Partnerships" Established with Community Treatment Resources

A comprehensive legislative effort was launched this

# FY 1992-93: Year in Review

year to enhance the identification of non-violent offenders and to establish appropriate alternatives for offenders within their local communities. Cooperative partnerships have been initiated between P&P and community-based treatment programs across the state. In addition, state appropriations and federal grant dollars in excess of \$6 million have been used to contract with agencies for services that address substance abuse, educational, vocational and employment needs of offenders under the supervision of the department.

## Community-based Substance Abuse Initiatives

- 160,000 drug tests administered;
- Drug positive rate declined to 14 percent for all offenders tested;
- Approximately \$300,000 was contributed to the testing effort from drug testing fees.

## Out-Patient Treatment

- More than 15,000 offenders received conventional or other forms of out-patient intervention services (contracted and non-contracted);
- Successful completion rate averaged 46 percent;
- \$1.2 million was allocated for contractual services;
- Contracts were established with treatment providers to provide resources for every county statewide.

## Non-Secure Facilities

These facilities offer six months of contracted residential drug treatment with a work release component targeting probation and community control violators with substance abuse problems. Eighteen programs in 14 judicial circuits, with 710 beds on line, were established by the end of the fiscal year. In addition:

- \$4.3 million was appropriated for this initiative;
- Successful completion rate averaged approximately 52 percent;
- Among offenders who successfully completed the program, only 49 (6.4 percent) return to prison;
- Ninety-two percent of the offenders placed were considered prison diversions.

## Court-Ordered Payment System (COPS)

This system of collection, receipting and disbursement of court-ordered monetary obligations has continued to evolve as a more modern and efficient means of handling funds that are processed by the department. COPS streamlines and computerizes this process, replacing the manual, time-consuming process of the past.

COPS Accomplishments this year include:

- Thirteen of 20 P&P circuits, in addition to one already on line, were made fully operational in FY 1992-93. The remaining six will be completed before the end of calendar year 1993. This represents 65 percent of the total P&P caseload.
- 223,180 P&P payee accounts for victims, clerks, counties and others were set up in FY 1992-93.
- \$5,473,047 was disbursed through COPS even though all five regional COPS accounting offices were not involved until April 1993.
- 1,615,028 COPS transactions were handled by the mainframe computer in June 1993 alone.

## Bradenton Drug Treatment Community

This year the department received \$2.47 million in grant assistance from the National Institute of Justice, Bureau of Justice Assistance, to establish a diversionary program targeting youthful offenders with severe drug addictions. It is anticipated that the 18-month demonstration project will involve up to 400 offenders in a three-phased effort of intensive residential (six months), transition (three months) and aftercare services (nine months). Implementation is scheduled for early FY 1993-94.

The P&P Office can be reached at (904) 487-2539.

## Adult Services

The Adult Services Program Office, under the leadership of Director Ron Jones, oversees Inmate Release Assistance, Classification, Community Release, Community Facilities and the Substance Abuse Treatment Program.

## Classification Services

The Department's Classification Services, under the direction of Program Administrator Fred Roesel, is perhaps one of the most versatile and innovative in the department, because it has to keep up with both changes in the offender population and the technology necessary to track those changes.

This fiscal year, Classification Services conceptualized, helped design, test, and implement three automated systems which will help efficiently manage the information contained in the Offender Based Information System (OBIS). We have attempted to bring this information together in a format which can be easily utilized by staff in classification decisions.

## Three Steps Forward

1. The Computer Assisted Reception Process (C.A.R.P) is designed to reduce the time required to process new receipts into the Department of Corrections by



# FY 1992-93: Year in Review

automating the data collection process and reducing duplication of effort.



*Classification Services has automated the processing of new inmates and reduced duplication of effort.*

2. The Integrated Assessment and Placement System (I.A.P.S.) is assisting classification staff in selecting the appropriate facility in which to place the inmate.
3. The Automated Custody System was designed to help classification staff ensure that all relevant factors are considered when assigning custody and to help ensure consistent application of custody policy.

In addition to implementing three new systems, Classification Services had other roles to play during FY 1992-93:

- Served as a Travel Agency in the receipt, approval, and coordination of all inmates recommended for transfer. The process has been streamlined during the past year with the implementation of the OBIS transfer screens. The monthly reviews average 1,550 per month or 18,600 per year.
- Served as a Auditing Firm in the daily monitoring of 60 classification units statewide. We monitor custody decisions, gain time awards, disciplinary results, escape rates, progress reviews, job assignments, utilization of inmate skills, and population levels. From this information we make decisions in the areas of training, corrective action plans, and policy implementation.
- As an Information Bureau, we responded to approximately 60 telephone inquiries each day or 15,600 per year. Our ability to respond effectively to this vol-

ume of inquiries was recently enhanced with the installation of a rotary telephone system. This system will ensure that each caller is able to make contact with someone in Classification Services. In addition to telephone inquiries, we also handle written correspondence and electronic messages.

- With the implementation of the enhanced OT04 screen we have increased our abilities as an Employment Service. The construction initiative created by the 1993 Legislative special session made it apparent that we needed the capability of accurately identifying those inmates who have construction skills and what degree of skill they possess. Through the implementation of the enhanced OT04 we are now able to identify and place inmates with construction skills at the location where their skills can be best utilized by the department.

Call Classification Services at (904) 488-9859.

## Community Work Release

The Community Work Release (CWR) unit, under the direction of Program Administrator David Tune, is responsible for placing eligible inmates into 32 work release centers statewide. In FY 1992-93, this unit made great strides in reducing vacancy rates and escape rates from their facilities.

### Reality House

In 1992, the CWR unit assumed responsibility for placing inmates into Reality House, a contracted drug treatment facility. Previous to this, Reality House had a vacancy rate of approximately 66 percent. The contract the department had negotiated with Reality House was for a minimum payment guarantee of 60 inmates, yet only had an average census of 33 every day. After taking responsibility for the placement system, the CWR unit has maintained a zero vacancy rate with an average daily population of over 74 (maximum population 75). By assuming responsibility and maintaining full capacity at Reality House, this unit has saved over \$400,000 in services that were being lost. These services are now being utilized to their fullest extent, which could be resulting in lower recidivism rates.

### Goal System Implemented

Prior to 1992, the CWR unit had vacancy rates as high as 66 percent at some community correctional centers. In 1992, the work release unit designed a "goal" system for recommendations to work release centers. Since that implementation, this unit has doubled the population in the work release program. During 1992, the CWR unit increased the number of beds in work release twice

# FY 1992-93: Year in Review

and are currently in the process of increasing the bed space once again. The utilization of this resource has helped inmates better prepare for release to society, as well as made maximum utilization of a low cost bed to the Department of Corrections.

## Number of Escapes Remains Low

During 1992, the number of escapes from community correctional centers remained low. During FY 1989-90, for instance, there was an average of 66 escapes per month from the community correctional centers. Through aggressive management, rules and regulations, and enhanced screening of applicants for the work release program, the average number of escapes during 1992-93 was approximately 11 per month.

For more information, call (904) 488-3835.

## Youthful Offender Program Office

The department's Youthful Offender Program Office, under the guidance of Program Director Jim Mitchell, provides special programming for young offenders, age 24 and under, with a 10 year or less sentence; and selected offenders, age 19 and under, regardless of length of sentence, excluding capital and life felons.

In addition, the Youthful Program Office:

- Operates a 112-bed, military-style Basic Training Program (Boot Camp) for first-time felony youthful offenders as a pilot to model cost-effective innovation;
- Provides programming and care for over 2,400 elderly inmates 50 years of age or older;
- Provides specialized programming and care for the more than 2,700 female offenders in the system;
- Provides recreation and leisure programming to 50,000 inmates at 46 major institutions and three work camps/drug treatment centers. Programs are designed to reduce tension, aggression, and promote a healthy lifestyle;
- Utilizes 7,500 citizen volunteers in all facilities to provide a variety of services to inmates, including literacy training, religious counseling, personal counseling, and substance-abuse counseling;
- Provides general library and law library services to over 50,000 inmates in 68 major institutions, annexes, work camps, and drug treatment centers. In FY 1992-93, those services included:
  - Over \$3.5 million expended on all library services;
  - 1,439,728 library materials circulated to inmates;

- 602,270 books in the general library collections;
- Approximately 125,000 volumes in legal collections;
- 150 paralegals on the law library staffs, and;
- Inmates were provided 91,493 legal service encounters.



*Inmates have access to law libraries at 68 prison facilities throughout the state.*

- Planned, developed and implemented a multi-tiered program of substance abuse treatment, presently in 28 major institutions and 12 facilities, which provides counseling annually to more than 12,000 inmates who have a history of substance abuse.

For more information, call (904) 488-1140.

## Interstate Compact

The Bureau of Interstate Compacts, under the direction of Chief Robert Porter, is responsible for many functions, among which is continuous liaison with both the Probation and Parole field office staff and other state compact administrators. Porter and his staff of 11 are responsible for four compacts, each with a unique purpose.

The **Interstate Compact for the Supervision of Parolees and Probationers** is a crucial mechanism for the orderly and systematic transferring of offenders from one state to another for the protection of the community and for appropriate supervision of these cases.

The **Interstate Corrections Compact** provides for the relocation of inmates to and from Florida for their protection or the protection of others, for humanitarian

# FY 1992-93: Year in Review

reasons, and to place them closer to their release destination in their home state. The bureau also coordinates the movement of Florida inmates into the Federal system for protection reasons.

The **Interstate Agreement on Detainers Compact** plays a major role in moving Florida inmates to and from other states to guarantee their constitutional rights for speedy disposition of pending charges.

The **International Treaty** is utilized to return nationals to their country of origin for completion of prison sentences.

To handle these responsibilities in a timely manner, the bureau relies heavily on computerization. Having the technology readily available to process 4,000 pieces of correspondence and 2,300 telephone calls a month is essential. Some milestones for FY 1992-93 include:

- Processing more than 7,000 investigation requests from other states, 329 Pre-sentence Investigation assists, 40 pardon investigations assists, and 231 Administrative Warrants for other state violators;
- Maintaining an in-house computer database of more than 19,000 offender records; responsible for input/utilization of Justice Data Center/Offender Tracking System for Probation and Parole;
- Maintaining 19,000 active and inactive offender files from other states, and;
- Operating in 50 states and internationally: P&P Compact (50 states); Agreement on Detainers (48 states); Corrections Compact (36 states); International Treaty (44 countries).

For more information call (904) 488-2706.

## Office of Management and Budget

The Office of Management and Budget, under the direction of Assistant Secretary Ron Kronenberger, is responsible for the financial management of the department. These decisions range from getting the best price on office supplies, to saving on food costs for more than 51,000 inmates, to building prisons with inmate labor.


### \$8.1 Million Returned to State Treasury... Again

For the second year in a row, the department ended the fiscal year in an excellent financial position. During 1992-93, over 2,500 new beds were brought on line, over 1,000 new positions were established, and close to 50,000 inmates were fed, supervised, and cared for each day; yet at year end the department returned \$8.1 mil-

lion back to the state treasury. This is the second year in a row that over \$8 million has been returned by the department as a result of close fiscal monitoring as well as utilizing good business practices.

**Prompt Payment of Invoices** - During Fiscal Year 1992-93, the department reached a level of excellence in the time required to process vendor invoices for payment, attaining and maintaining a compliance rate of 99+ percent. The department consistently ranked first among the state's largest agencies in the average time required to process and pay vendor invoices.

**Florida's Tops in Prison Building Business** - In a report produced by the United States General Accounting Office (GAO) that reviewed prison construction costs and procedures throughout the country, Florida compared very favorably to other states and the federal prison system. For example, in a comparison of inmate space and construction costs, Florida averaged 219 square feet and \$13,825 per inmate, compared with the federal system's average of 643 feet and \$70,140 per inmate, and a low cost state's average of 215 feet and \$17,730 per inmate. The department's innovative use of inmate labor in building prisons and our use of prototype plans are two excellent examples of our businesslike, cost-effective approach to corrections.



*Gulf Correctional Institution while under construction. Utilizing inmate labor to build prisons has saved the state millions of dollars.*


**Saving through Privatization** - The department contracts with private vendors when it is more effective/efficient than doing it ourself, saving the department time, money and the cost of hiring and training new employees.

We have been involved in privatization for about nine years in the following areas:

# FY 1992-93: Year in Review

- Operation of health services at the South Florida Reception Center;
- Contracted food service at six major institutions;
- Drug treatment programs at major institutions and two drug treatment centers, and;
- Over 700 non-secure drug treatment beds for individuals under the supervision of probation and parole.

The Bureau of Management Information Systems also contracts with outside vendors to perform programming and systems analysis work for both new development and regular maintenance on application programs. This heavy use of private outside resources, on an as-needed basis, supplements the in-house MIS staff and allows the department to meet its critical computer programming needs with a smaller than normal MIS staff.



*Inmates are fed in shifts and have a limited amount of time to eat.*

**Food Service Enhancement** - The Food Service Section has begun a comprehensive project to improve the food service system. This entails a complete review of all practices, procedures, directives, and methods involved with the production of meals. Using the principles of Total Quality Management, we are focusing on acquisition, distribution, and preparation of food products to determine the most effective and efficient methods for operating over 150 kitchens statewide while meeting the nutritional needs of the inmate population. It currently costs \$.76 per meal or \$2.28 per day to serve nutritionally certified meals which meet the requirements of the American Dietetic Association's recommended dietary allowances.

**SPURS** - In October 1993, the Central Office will pilot the SPURS system, which is an automated state purchasing system. The regional offices and institutions are estimated to go on this system in January 1994. The SPURS system will give the department the capability of obtaining information and reports regarding purchas-

ing much more quickly and accurately than the current manual methods.

**Risk Management** - The Risk Management and Fire Safety Section will implement a program of correctional risk management. This will allow us to better coordinate the Governor's Executive Resolution on reducing worker's compensation by 50 percent during Fiscal Year 1993-94.

**Energy Conservation** - The department has negotiated two contracts which could result in significant savings in energy as well as dollars when implemented:

**A. Interchem Cogeneration Project** - The Interchem project will produce 22 megawatts of electric power and will connect Union C.I. and Florida State Prison with a steam line. The line will provide all of the steam and electricity required by both institutions as well as New River C.I. Interchem industries will sell any excess power to a major utility company and the contract contains a guarantee that the energy costs of this agreement will be lower than current supply sources for the 20 year term of the contract. The project will be financed totally by the vendor at no cost to the department. The estimated annual savings are \$500,000.

**B. Comprehensive Energy Management Project** - Apalachee Correctional Institution. The Department is implementing this contract in cooperation with the Florida Energy Office which is providing the funding. This is a pilot program to design, develop, implement, and monitor a Comprehensive Energy Conservation Program. This program will provide guidelines to be used at all DC facilities, to eliminate excessive energy waste, develop performance techniques and provide site-level incentives to institutions which develop programs and receive payback from savings.

**Cashless Canteen System** - The department operates a network of small commissary-type retail outlets to sell consumable items to inmates at 46 prison locations and 17 smaller facilities. Annual sales volume exceeds \$20 million. At approximately half of the prison locations, the department has converted to a "cashless canteen" system whereby inmates make purchases utilizing personal bar-coded debit cards. Purchases are charged directly to the inmate's account and no cash exchanges hands. Inventory control is fully automated through bar-coding technology. Significant savings of time and effort have been realized in the administration of both cash and merchandise and the fully automated system provides enhanced internal control over the entire canteen operation. The remaining locations should be converted by the end of 1994.

**Banking System** - The department provides banking

# FY 1992-93: Year in Review

services to over 50,000 inmates at 46 prison locations and five regional offices. These locations process annual deposits and disbursements of inmate funds in excess of \$25 million. The department has developed and is implementing a new inmate banking system to operate in concert with the Cashless Canteen System. By transferring the inmate bank function from a centralized mainframe environment to a locally administered minicomputer system, the movement of inmate funds between the banking and canteen systems is greatly facilitated. Combining the systems has eliminated the need for inmates to draw funds from the banking system to use in the canteen system, resulting in a significant savings of staff time.

## Bureau of Budget and Management Evaluation

In order to monitor the department's billion dollar budget, bureau staff prepared monthly financial management reports for top level management review. To ensure the most efficient and effective use of the department's resources, the bureau frequently prepared complex forecasts and financial plans. In addition to its central office role, the bureau provided both annual and special purpose training in fiscal management and forecasting techniques to accounting and budget field personnel and assisted with budget development and control.

For more information, call OMB at (904) 488-3800.

## Management Information Systems (MIS)

The mission of the Bureau of Management Information Systems (MIS) is to provide the most appropriate computer support to the department.

### DC's Computer Firm

In a business sense, the Bureau acts as the department's in-house computer firm. Bureau staff, under the direction of Bureau Chief Earl Kellow, perform all long and short range planning, develop legislative budget requests, perform major equipment purchases, develop policy, set all hardware and software standards, and provide applications programming/analysis support. The bureau's expertise ranges from large mainframe to small personal computer support throughout the department. The bureau supplies a staff of database analysts, programmer/analysts, PC office automation support specialists, telecommunications specialists, and hardware specialists to support the department's computer needs. MIS programmers and analysts maintain over 800 programs representing over 1,700,000 lines of code. Over

22,000 various pieces of computer equipment statewide are monitored and maintained in working order. Bureau staff also provide network support over thousands of miles of data circuits.

Corrections has one of the largest office automation networks of any state agency. The major offender database contains over 13 billion characters of information on more than 700,000 offenders and will be accessed over 640,000 times each day by over 7,000 staff members. Each day department staff send over 100,000 mail messages and over 300 department sites are connected electronically. The following are some innovations MIS accomplished this fiscal year.

### Inmate Bank on Local System

This project will provide local institution staff with better access to inmate account information by placing that information at the institution where the inmate is housed and integrating it tightly with the Cashless Canteen system. The "downsizing" to a client/server platform of this system is now in the implementation phase.

### Health Services Information System

This system is a comprehensive health information program that contains components on appointment scheduling, medical profile, mental health, dental, and sick call. The scheduling, medical, dental, and mental health components have been implemented. The upcoming work will address the vital sign history and medication records. This system is one of the most extensive in the nation for recording information about inmate medical care in a correctional setting.

### Outside Agency Access to Offender Database

The department is "reaching out" and providing access to the offender database to State Attorneys' offices, police departments, the Immigration and Naturalization Service, and Legislative Committees. This "sharing" of information is important to the operation of the other agencies by providing up-to-date corrections information in a timely manner.

### Parole Commission Programming Support

The department's Bureau of MIS provides on-going computer programming and systems analysis services for the Parole Commission. The Conditional Release and the Control Release systems are recent examples of major software development projects completed for the Parole Commission. This eliminates the need for duplicate Parole Commission programmers.

For more information, call MIS at (904) 488-6316.

## Staff Development

The Bureau of Staff Development, under the direction

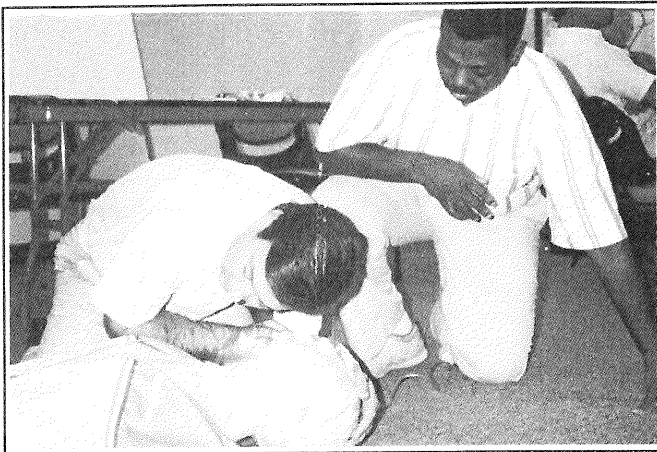
# FY 1992-93: Year in Review

of Bureau Chief Bernard Cohen, is responsible for the professional development of its employees. In pursuit of that goal, it operates two Correctional Training Academies and provides over 120 training personnel in regions and at facilities throughout the state.

## Over 1.6 million hours of Training

Annually, over 30 mandatory training topics and numerous specialized topics are provided at each facility. These topics include total quality management/correctional quality managerial leadership, diversity training, sexual harassment, and cardiopulmonary resuscitation. Two mandatory classes include "Women Facing the Future" for female correctional officers and "Racial and Gender Diversity" for all employees. In addition to the traditional method of providing classroom instruction, staff development is provided through computers and videotapes. In 1992, employees received a total of 1,644,503 hours of instruction through the department's Bureau of Staff Development.

Evaluations, conducted at the conclusion of each training session, indicate that employees are pleased with the quality of training which they receive and believe that the training offered contributes to their productivity and advancement on the job.




Participants in a cardiopulmonary resuscitation class held in Central Office.

## Computer-Based Interactive Video Training

Exploration of the computer's potential as a training tool has led the department to invest considerable time and resources in developing and supporting a statewide system of Computer-Based Interactive Videodisc Training for its correctional probation officers and correctional officers. The department currently offers a total of 12 Computer-Based Training courses and is in the process of developing four more.

## Award Winning Video "Life Inside"

The department produces and purchases commercial videotapes for use in training. One department-developed videotape, filmed and directed by Staff Development and Training Manager Lee Berger, was judged by the American Correctional Association as "the best tape made by a correctional agency in 1993." Entitled, "Life Inside", the 30-minute tape is narrated by inmates and addresses the harsh realities of prison life. The purpose of the 30-minute video is to educate young people about prison and to persuade them to stay in school and out of trouble. The response to the video from educators, counselors, parents and the news media has been phenomenal. Plans are underway to have a copy of the video in all school districts in Florida before the end of 1993, with accompanying curriculum materials to supplement the video. Hundreds of callers have requested DC staffers to show the video and also to act as subject matter experts for the productions.



Staff Development's Lee Berger filmed and directed "Life Inside."

## FSU/FAMU Connection

In keeping with its mission that all employees of the Florida Department of Corrections are "well trained and have sufficient skills to perform their duties in a thorough and professional manner," the Bureau of Staff Development is currently working with staff from the Florida State University's Educational Services Program to implement basic skills instruction at selected work sites. This program should produce a more literate work force that is better able to perform assigned job functions. Also, the Bureau of Staff Development is about to finalize a cooperative agreement with Florida Agricultural and Mechanical University (FAMU) whereby the University will provide instruction at the baccalaureate and master's degree levels at satellite sites around the state, including at Central Office in Tallahassee. Numerous employees have expressed an interest in furthering their education.

## Management and Disease Control Training

Two other training areas that are receiving priority attention are total quality management/correctional quality managerial leadership and bloodborne pathogens. December 1993 is the target date for having trained all employees in correctional quality managerial leadership


# FY 1992-93: Year in Review

and August 1993 is the deadline for having trained correctional officers and health service employees about bloodborne pathogens. Less than a month after the implementation of the bloodborne pathogens project, 3,480 employees whose jobs put them at risk of being exposed to hepatitis have been trained and 914 have received the first of the three required vaccinations.

For more information about Staff Development, call (904) 487-2875.

## Benevolence: The Department as a Good Neighbor

The department, like most businesses, has made it a point to be a good neighbor to the communities it serves. This benevolent attitude extends to staff, inmates and the public, and has become increasingly active during the last fiscal year. Below are some examples



of how the department's kinder, gentler approach made life a little easier for those in need. Many of these activities were organized by Marcellas Durham, Human Resources Development Director. He can be reached at (904) 487-3865.

*Marcellas Durham,  
Human Resources  
Development Director.*

### Day Care

The department opened its first day care center for employees children at Broward C.I. in September 1991. Two more day care centers, one at Florida C.I. and one at Dade C.I., are now in the planning stages and should be open in September 1993. They will each have room for 30 infants and preschool toddlers. The need for quality day care centers is especially acute because of the remote location of these institutions and the shift work required of many correctional officers and staff.

### United Way of Florida

During the past two years, the department has raised one half million dollars statewide for United Way Agencies of Florida. Most pledges were made through employee payroll deduction.


### March of Dimes

To raise money for the WalkAmerica March, department

staff raised \$5,768.40 through employee-sponsored luncheons, selling carnations, car washes, breakfasts, gift certificates, donations, bake sales and even a pie-throwing contest. The department placed seventh among numerous government and private sector participants in raising money and everyone had a great time doing it!

### Hurricane Andrew Victims

When Hurricane Andrew ripped through south Florida in August 1992, the inmates and staff of Dade C.I. and Dade Work Camp were among its potential victims. Fortunately, the department had evacuated both facilities just hours before the storm and there was no loss of life. But damage to the facilities, including staff housing, was severe. More than 400 department staff were left homeless. The silver lining in this cloud came in the form of food, clothing, money, water, equipment, furniture and even homes to the affected employees from their counterparts all over the state. The teamwork demonstrated by nearby facilities and the offers of assistance throughout the state showed the department at its finest.



*Central Office employees organized a relief drive for their counterparts who became victims of Hurricane Andrew.*

### Casual Day

Starting in May 1993, department employees have been encouraged to "dress down" every other Friday in an effort to improve employee morale and give everyone a break from routine. The "Casual Day" concept was

# FY 1992-93: Year in Review

initiated as a fundraiser for the United Cerebral Palsy fund. The department has been the number one fundraising agency in government and the private sector for both years of competition, raising \$1,380 in 1992 and \$1,159.50 in 1993 for Cerebral Palsy. Casual Days have also been observed to raise money for Hurricane Andrew victims (\$90,736); Special Cancer Funds for two Floridians (\$10,300); the Winter Storm of 1993 (\$13,152); and a correctional officer slain during the Ohio Department of Corrections riot (\$1,376.50). Department regions used special Casual Days to raise funds to help staff in need.

## U.S. Savings Bond Program

In 1992, the department began issuing Series EE saving bonds in lieu of cash to employees chosen for the state's Meritorious Awards Program. During the 1992 Awards year, the department purchased \$41,750 in Series EE bonds and in 1993 another purchase in the amount of \$41,250 in Series EE bonds was made for employees chosen as correctional officers, correctional probation officers and administrative staff. The amounts of these bond purchases doubles when the bonds are held to maturity (1992 bonds will equal \$83,500, 1993 bonds will equal \$82,500).

## Public Service Recognition Week

All department employees got a pat on the back in May 1993 during Public Service Recognition Week. Secretary Singletary authorized a week of activities for employees, and he sponsored a cookout luncheon and ice cream social for more than 600 employees in Central Office. Regions were encouraged to do likewise.

## SmartSummer Program

The department joined a select group of state agencies and organizations at the invitation of the Governor's Office by placing 25 disadvantaged school children in summer jobs. The children were sponsored by the Commission on African-American Affairs. They were placed throughout the state. The Department of Corrections placed more students in this program than any other state agency.

## Student Internship

Program Expansion is the idea behind the department's revised student internship program, which began in 1991. Numerous high school graduating seniors, community college and university students have been working for the department in areas ranging from Legal Services (law students) to Planning, Research and Statistics (criminology majors) to Information Services (communication majors). Students from all levels and disciplines are encouraged to apply. Like any large corporation, the department wants to attract bright, creative, well-trained interns who may eventually find a career with the department.

## Project Independence

In cooperation with the Department of Health and Rehabilitative Services (HRS), our department is helping some HRS clients trade in a welfare check for a payroll check. Project Independence finds employers, such as the department, who encourage HRS clients to work as volunteers to gain on-the-job training that may evolve into a full-time paid job.

## National Conference on Preventing Crime in the Black Community

For the second consecutive year, Secretary Harry K. Singletary, Jr. has co-sponsored with Attorney General Bob Butterworth and the Department of Legal Affairs the National Conference on Preventing Crime in the Black Community. This major crime prevention forum had more than 1,400 participants from throughout the U.S.A. and Canada in 1993. Its purpose was to share information and solidify commitments to crime prevention in our African-American Communities. This annual national crime prevention initiative is the only training program of its kind in the country.

## PRIDE of Florida



From left to right: H.L. Dell, Vice President and Gene Schmidt, President of Inglee, Campbell, Moses, Schmidt & Associates of Pensacola, receive a personal thank you from Pamela Jo Davis, PRIDE President and Governor Lawton Chiles.

In 1981, the Florida Legislature authorized PRIDE (Prison Rehabilitative Industries and Diversified Enterprises, Inc.) to manage the state prison industries. The intent is to train inmates in marketable job skills within a realistic private enterprise setting that nurtures the work ethic. The inmates have the opportunity to develop a career portfolio with an emphasis on dependability.

PRIDE inmate workers are exposed to job interviews, time clocks, defined work stations, certified on-the-job



# FY 1992-93: Year in Review

training programs and quality improvement teams/customer awareness. During FY 1992-93, 5,353 inmates trained and worked almost five million hours in industries such as furniture, printing, garments, agriculture and general business divisions.

The PRIDE Public/Private Partnership Program recognizes private businesses, public sector entities and various business/trade association's contributions to the corporation. Governor Lawton Chiles, who under the PRIDE Act appoints PRIDE Board members, writes letters of commendation, as well as personally congratulates the private sector employers who hire the PRIDE trained workers upon release from prison. For FY 1992-93, PRIDES Division of Inmate Programs reported that 46 percent of the PRIDE workers released from prison were placed in jobs with Florida companies and public entities.

For more information, call (813) 535-4900.

## DC and FCCD Work Hand in Hand

The Florida Council on Crime and Delinquency (FCCD) was chartered by the Secretary of State in 1964 to establish networks between criminal justice agencies and to educate its members and the public about criminal justice issues.

There are over 25 FCCD chapters in Florida and most of its 2,400 members are Department of Corrections employees, though the Department of Health and Rehabilitative Services (HRS), the Parole Commission and local law enforcement are also strongly represented.

Each chapter provides programs to educate its members about new criminal justice issues and trends. Some of the past programs have focused on serial killers, gangs, polygraph tests, legislative issues affecting criminal justice agencies, alternative sentencing, and tours of various prison facilities

FCCD members are also active in community service, providing gift baskets for needy families on holidays and collecting money for families within the organization when disaster strikes. The members also provide a yearly \$1,000 academic scholarship for a member or their family if they choose to major in criminal justice.



*FCCD State Board Members, from left to right: Roy Smith, Executive Director; Kerry Flack, Past-President; Nancy Vallario, President; Dave Mecusker, Secretary; (back row) Bill Bedingfield, President-Elect; Jim Curington, Treasurer.*

### DO YOU WANT TO BE ON OUR ANNUAL REPORT MAILING LIST?

Name \_\_\_\_\_

Business \_\_\_\_\_

Address \_\_\_\_\_

City/State/Zip \_\_\_\_\_

Phone \_\_\_\_\_

#### MAIL TO:

FLORIDA DEPT. OF CORRECTIONS  
BUREAU OF PLANNING, RESEARCH & STATISTICS  
2601 BLAIR STONE RD.  
TALLAHASSEE, FL 32399-2500  
ATTN: PAULA BRYANT

## Department of Corrections Budget Summary (FY1992-93)

### Operating Funds

#### Expenditures by Budget Entity:

Office of the Secretary and Office of Management and Budget .....	\$ 18,843,150
Office of Programs .....	5,500,759
Health Services .....	151,332,877
Correctional Education School Authority .....	10,988,113
Office of Operations and Regional Administration .....	5,150,360
Major Institutions .....	549,043,529
Probation and Parole Services .....	138,782,430
Community Facilities and Road Prisons .....	66,484,037

Total Operating Funds ..... \$946,125,255

### Fixed Capital Outlay Funds

#### Expenditures by Project Classification:

To Provide Additional Capacity Through Expansion and New Construction .....	\$ 24,602,681
To Maintain Existing Facilities and Meet Requirements of Regulatory Agencies .....	5,838,549

Total Fixed Capital Outlay Funds ..... \$ 30,441,230

### Local Funds

#### Volume of Collection Activities:

Cost of Supervision Fees .....	\$ 20,135,584
Restitution and Court-Ordered Payments (Estimated) .....	26,615,149
Subsistence and Transportation Fees .....	5,001,979

#### Inmate Banking Activities:

Total Deposits .....	\$ 33,713,197
Total Disbursements .....	33,113,691
June 30, 1993 Total Assets .....	3,489,904

#### Inmate Welfare Fund Canteen Activity:

Merchandise Sales .....	\$22,036,779
Gross Profit From Sales .....	5,338,509
June 30, 1993 Retained Earnings .....	13,784,977

# Budget

## Department of Corrections Inmate Cost Per Day by Facility (FY1992-93)

### MAJOR INSTITUTIONS

Residential Facility	Average Population	Total Per Diem	Operations	Health Services	Education Service
<b>ADULT MALE:</b>					
APALACHEE	1,519	\$43.84	\$33.66	\$8.86	\$1.32
OKALOOSA	880	37.27	31.88	5.15	0.23
CALHOUN	717	38.44	31.18	5.71	1.55
HOLMES	710	37.90	30.23	6.20	1.47
LIBERTY	826	33.79	29.57	4.07	0.14
RIVER JUNCTION	291	58.81	50.57	7.94	0.29
WALTON	832	34.93	29.78	5.08	0.07
JACKSON	898	34.58	29.21	5.37	0.00
CENTURY	737	36.31	29.31	6.99	0.00
GULF (2)	228	74.43	63.65	10.78	0.00
FLORIDA STATE PRISON	1,400	42.91	35.38	7.53	0.00
LAWTEY	751	40.54	30.63	8.59	1.32
UNION	1,555	51.86	39.73	11.33	0.80
CROSS CITY	1,091	35.48	30.30	4.02	1.15
BAKER	1,199	33.22	28.02	4.36	0.85
TOMOKA	1,364	32.60	26.57	5.93	0.09
PUTNAM	402	46.14	39.73	6.41	0.00
MAYO	593	42.16	36.10	5.94	0.11
HAMILTON	996	36.74	31.02	4.84	0.87
NEW RIVER	1,205	39.74	33.29	6.00	0.45
MADISON	1,082	33.75	28.46	5.02	0.27
COLUMBIA (2)	246	71.56	62.43	9.13	0.00
SUMTER	1,130	40.52	33.97	5.57	0.98
MARION	1,375	34.69	27.55	6.18	0.96
LAKE	534	42.39	34.46	6.54	1.40
GLADES	1,463	40.77	33.16	7.40	0.22
DADE (1)	516	76.03	62.67	13.13	0.23
MARTIN	1,424	41.44	34.09	7.12	0.22
AVON PARK	857	44.95	36.60	6.69	1.67
DESOTO	1,009	35.72	30.22	4.74	0.77
ZEPHYRHILLS	538	51.72	35.06	15.43	1.23
HENDRY	1,196	36.54	31.44	5.00	0.11
POLK	1,197	37.11	28.53	7.58	1.01
CHARLOTTE	1,058	41.68	28.92	12.68	0.08
HARDEE	1,076	30.12	24.68	5.44	0.00
<b>Total Adult Male</b>	<b>32,895</b>	<b>40.13</b>	<b>32.67</b>	<b>6.87</b>	<b>0.59</b>
<b>YOUTHFUL OFFENDER:</b>					
LANCASTER	752	48.35	40.76	5.12	2.47
BREVARD	1,180	38.99	33.82	3.69	1.49
INDIAN RIVER	245	72.02	58.96	8.98	4.08
<b>Total Youthful Offender</b>	<b>2,177</b>	<b>45.94</b>	<b>39.04</b>	<b>4.78</b>	<b>2.12</b>

## Department of Corrections Inmate Cost Per Day by Facility (FY1992-93)

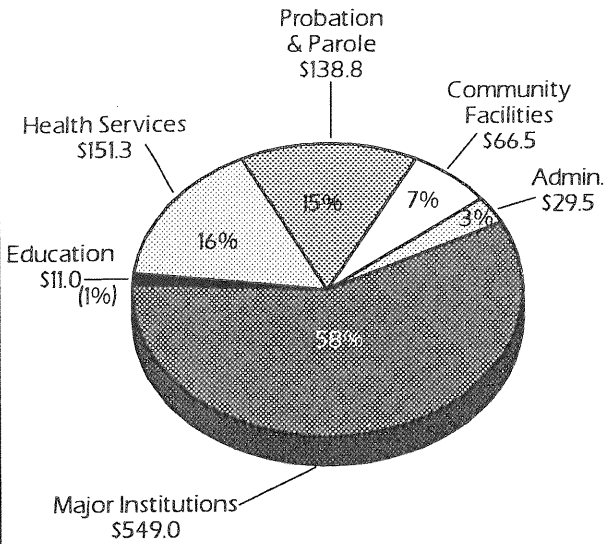
Residential Facility	Average Population	Total Per Diem	Operations	Health Services	Education Services
<b>RECEPTION CENTERS (MALE):</b>					
NORTH FLORIDA	1,954	\$66.68	\$39.01	\$27.67	\$0.00
SOUTH FLORIDA	1,841	57.47	37.95	19.45	0.07
CENTRAL FLORIDA	2,139	41.19	32.37	8.82	0.00
<b>Total Reception Centers</b>	<b>5,934</b>	<b>54.63</b>	<b>36.29</b>	<b>18.32</b>	<b>0.02</b>
<b>FEMALE INSTITUTIONS:</b>					
FLORIDA (3)	1,006	45.76	29.55	14.69	1.52
BROWARD (3)	579	64.96	44.65	19.63	0.68
JEFFERSON	591	45.20	37.03	7.37	0.80
<b>Total Female Institutions</b>	<b>2,176</b>	<b>50.72</b>	<b>35.60</b>	<b>14.02</b>	<b>1.10</b>
<b>SPECIALTY INSTITUTIONS:</b>					
CORRECTIONS MENTAL HEALTH	96	230.91	135.39	95.52	0.00
HILLSBOROUGH	323	57.32	42.49	14.11	0.72
<b>Total Specialty Institutions</b>	<b>419</b>	<b>97.02</b>	<b>63.74</b>	<b>32.73</b>	<b>0.55</b>
<b>Total Institutions</b>	<b>43,601</b>	<b>43.47</b>	<b>33.93</b>	<b>8.93</b>	<b>0.61</b>
<b>COMMUNITY FACILITIES</b>					
ROAD PRISONS	384	42.66	41.31	1.35	0.00
COMMUNITY CORR. CENTERS	1,881	31.96	31.73	0.23	0.00
WORK CAMPS	1,498	32.07	31.45	0.60	0.02
DRUG TREATMENT CENTERS	618	39.24	34.25	4.99	0.00
PROBATION & RESTITUTION CTRS.	328	40.01	40.01	0.00	0.00
CONTRACTED FACILITIES (4)	126	32.95	32.95	0.00	0.00
<b>Total Department Facilities</b>	<b>48,436</b>	<b>42.56</b>	<b>33.87</b>	<b>8.14</b>	<b>0.55</b>
<b>PROBATION AND PAROLE SERVICES</b>					
REGULAR SUPERVISION & POST RELEASE SUPERVISION	93,554	3.19			
PRETRIAL INTERVENTION	4,945	1.96			
COMMUNITY CONTROL I	12,381	4.10			
COMMUNITY CONTROL II	827	5.72			
<b>Total Supervision</b>	<b>111,707</b>	<b>3.25</b>			
DRUG TESTING (5)	167,864	3.52			
OUTPATIENT DRUG TREATMENT (5)	6,277	0.86			
NON-SECURE DRUG TREATMENT	438	30.60			

**NOTES:**

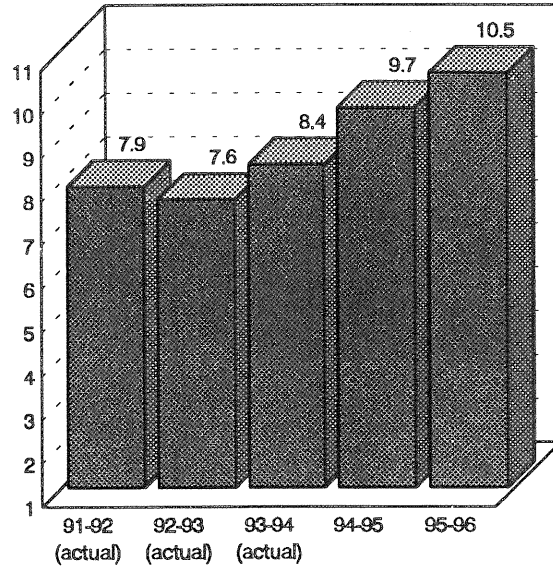
- (1) Due to the damage caused by Hurricane Andrew, there were no inmates assigned to Dade Correctional Inst. for approximately four months, resulting in a substantially inflated per diem cost for fiscal year 1992-93.
- (2) Due to the opening and phase-in of these facilities during the fiscal year, average inmate population was relatively low, resulting in inflated per diem costs.
- (3) Also serve as reception centers for female inmates.
- (4) Amounts shown are net of inmate subsistence payments of \$5/day for inmates on work release, which contractors are allowed to retain and treat as a credit to their billings.
- (5) Net of reimbursements from offenders.

# Budget

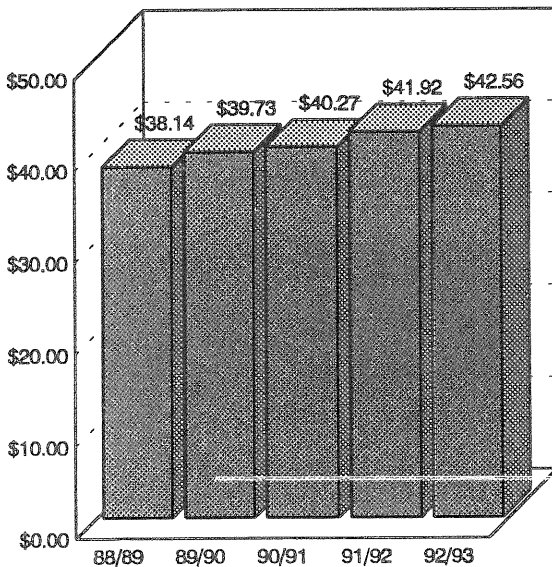
**FY 92-93 Correctional Budget**  
**Total Expenditures \$946,125,255**  
**(In Millions)**



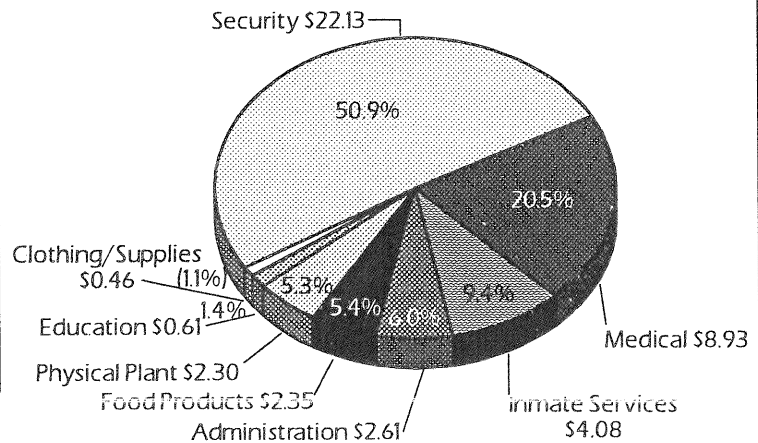
**Percent of State Budget Spent on Corrections**



**Inmate Per Diem Over 5 Years**  
**(For all department facilities)**



**Inmate Cost Per Day (Major Institutions only)**  
**\$43.47**



# Prison Beds

## Funding, Bed Types and Capacity Requirements

The department's overcrowding concerns began in 1972 when the *Costello* lawsuit was filed. It was based on inadequate health care and overcrowding. As a result of this lawsuit, the state signed an agreement in 1979 that said we could operate at maximum capacity until June 1985, at which time the agreed-upon capacity would be reduced to 33 percent above design, which is referred to as lawful capacity.

Since the plaintiff's attorneys had advocated a return to design capacity, the 33 percent was a very equitable agreement for the state because it gave us six years to build enough beds so the change from maximum to lawful capacity would not be so traumatic to the system. In effect, this means for every 100 design beds in the system, we can house 133 inmates.

The Florida Legislature provided the assurance that the department would continue to abide by the lawful capacity agreement by codifying these standards into Florida statute.

## Bed Capacity Terms

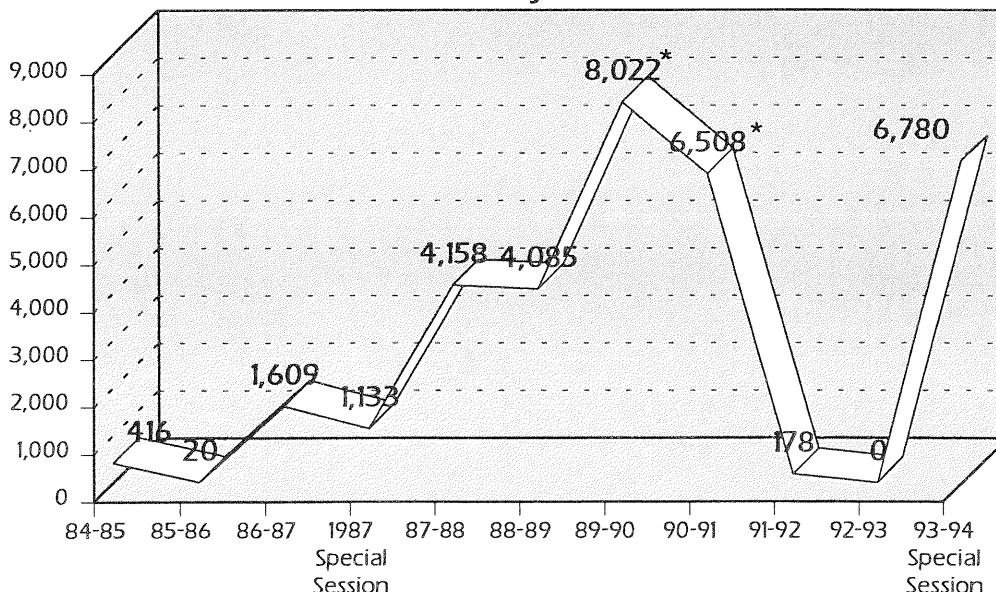
**Design Capacity** - The optimum number of inmates a particular institution was designed to house (based on 55 square feet per inmate in dormitories or one inmate per cell).

**Maximum Capacity** - The upper limit of inmates at which an individual institution is permitted to operate (based on 37.5 square feet per inmate in dormitories or two inmates per cell).

**Lawful Capacity** - (formerly called system maximum capacity) This is the agreed to legal capacity of Florida's prison system. The number of inmates the department can legally house is calculated by increasing the design capacity by 33 percent. It is calculated on the system as a whole (male and female beds combined), and we are not bound by lawful capacity per individual facility. NOTE: The only exceptions are Florida State Prison, maximum confinement units, and contract beds, which do not have 33 percent added.

**Florida Statutes** - Subsequent to 1985, the Legislature created the term "lawful capacity," which the department may not exceed. Control Release mechanisms take effect at 99.0 percent, and Emergency Control Release may take effect at 99.5 percent to ensure that the inmate population does not exceed its lawful capacity. Emergency Control Release has never been had to be put into effect.

**Total Beds Funded  
by Year**



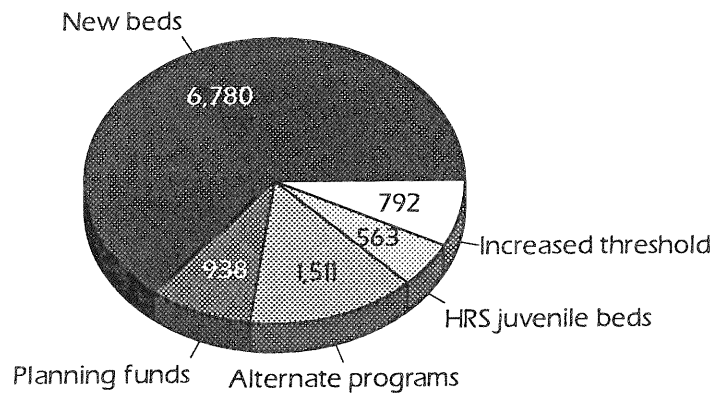
(\* = Number of appropriated beds was adjusted for beds subsequently deleted due to budget reductions)

# Prison Beds

## Breakdown of Beds Appropriated during 1993 Legislative Session

A prison construction package for a total of 10,584 beds was approved by the Legislature during its 1993 special session. They include:

- 6,780 (new prison beds)
- 938 (planning funds for additional prison beds)
- 1,511 (alternative program beds)
- 563 (Health and Rehabilitative Services juvenile beds)
- 792 (beds resulting from increased capacity threshold)
- 10,584 total beds

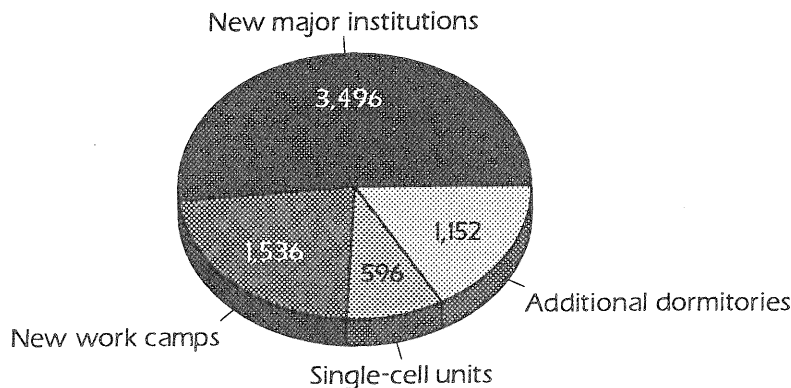


## New Prison Beds

A breakdown of the 6,780 new prison beds is as follows:

- 3,496 (New major institutions in Taylor, Washington, Dade and Everglades)
- 1,536 (New work camps at Holmes, Liberty, Century, Calhoun, Jackson and Columbia C.I.)
- 596 (Single-cell units at New River, Lake, Mayo, and Sumter C.I.'s)
- 1,152 (Additional dormitories at existing facilities for Avon Park, Century, Calhoun, Holmes and Hardee C.I.'s, and Brooksville Drug Treatment Center.

The Legislature also increased the Control Release Authority threshold from 97.5 percent to 99 percent of lawful capacity to allow an additional 792 beds to be occupied.



# Prison Beds

## Prison Construction

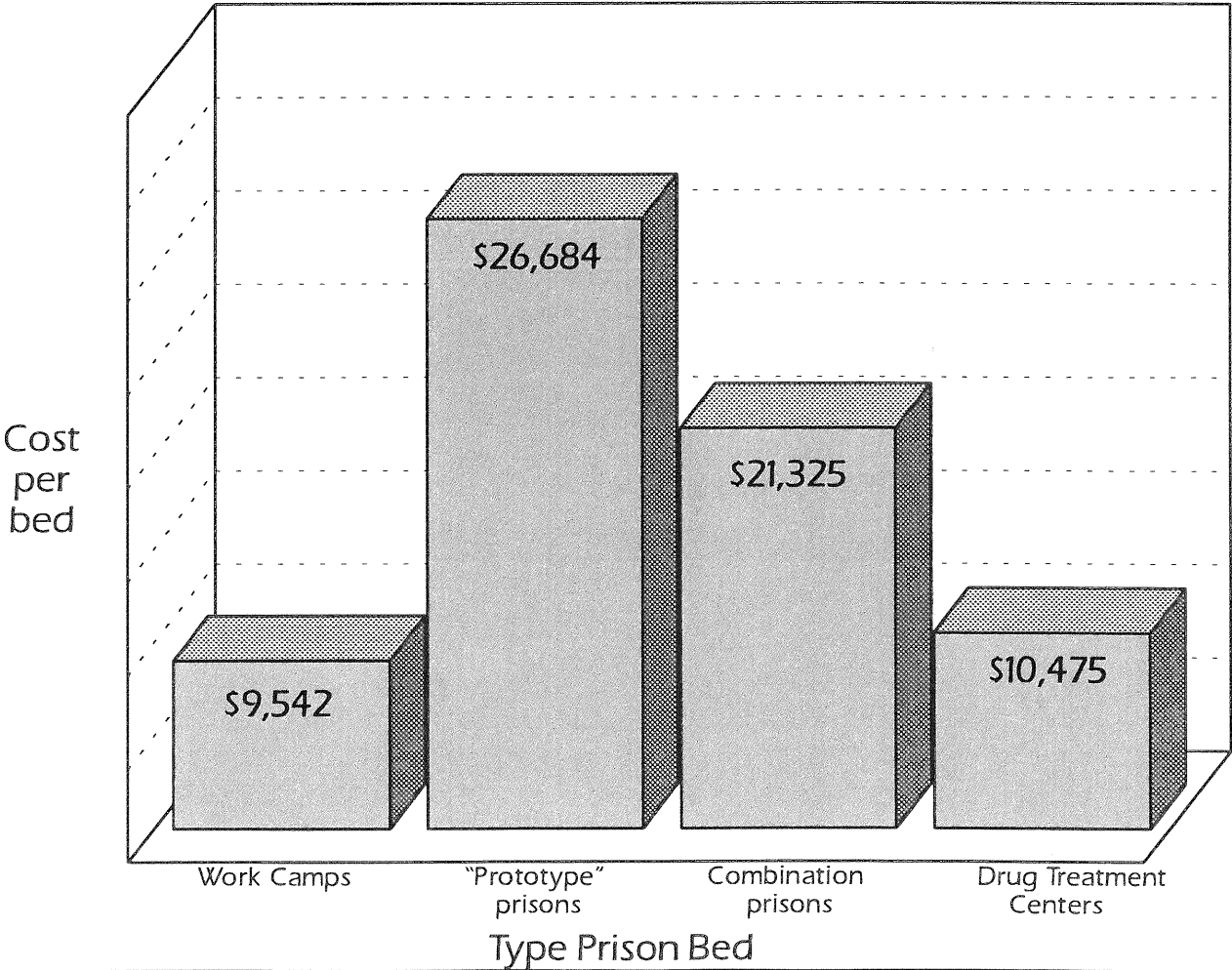
Work camps are the least expensive facilities. They hold 262 inmates and cost approximately \$2.5 million or \$9,542 per bed. The Department has built 25 work camps in the last five years.

"Prototype" or single cell prisons house 1,158 inmates and cost \$31.0 million or \$26,684 a bed. Prototypes opened in Orange County in 1988, Charlotte County in 1989, and Hardee County in 1991.

"Combination" institutions have both single cells and dormitories. They have 1,102 beds and cost \$23.5 million or \$21,325 per bed. Two were completed in 1991, two in 1993, and four were appropriated for 1993-94.

Drug treatment Centers house and treat substance abuse offenders with sentences of three years or less. Funded for the first time in 1990, two of these 384-bed facilities were built during 1991-92 at a cost of \$10,475 per bed.

**Bed Cost by Bed Type**  
(Based on Department's Five-Year Construction Plan)





# Work Force

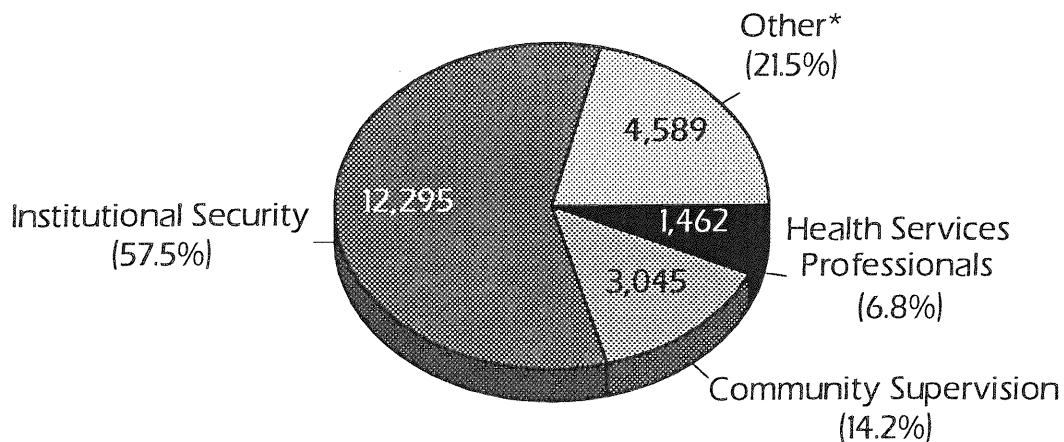
## The Workforce of the Florida Department of Corrections

The Florida Department of Corrections employs a staff of more than 21,000 to provide custody, care and supervision for more than 50,000 inmates and 129,000 offenders on community supervision. That staff consists of professionals as wide ranging as doctors and teachers, correctional and correctional probation officers, chaplains and education specialists, superintendents and clerical staff, program managers and food service di-

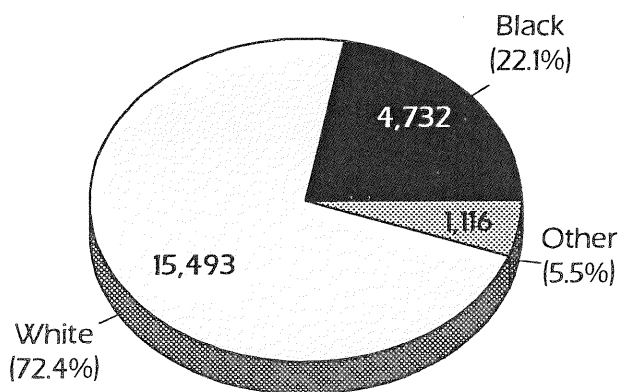
rectors. Since public safety is the department's foremost mission, more than half of all staff positions are in security areas.

On July 20, 1993, the department had 21,391 employees on its payroll. There were 15,340 in security positions, including 12,295 institutional security staff, and 3,045 community supervision staff. The breakdowns of staff by race and gender indicate a diverse corrections work force.

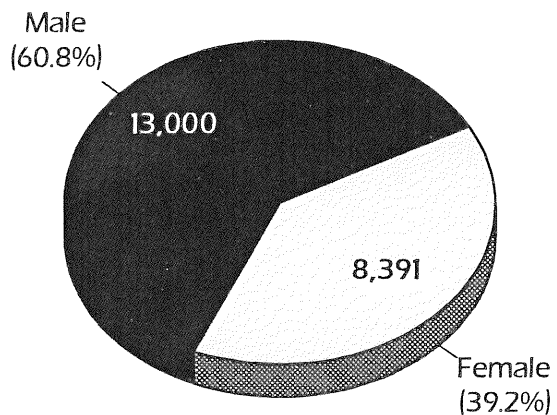
**Breakdown by Type of Staff**  
Work Force Total = 21,391 (on July 20, 1993)



**Total Staff by Race**



**Total Staff by Gender**



\* Other includes attorneys, financial and computer analysts, personnel, clerical, food services, technical support, teachers, chaplains, maintenance, etc.

# Statistics

## Correctional Statistics

In the pages that follow, statistical information is provided on offenders in the custody of, or supervised by, the Florida Department of Corrections. This information is organized in two main sections: Inmates and Offenders Under Community Supervision. Each section is then divided into three distinct populations: Admissions (from July 1, 1992 - June 30, 1993); Status Population (as of June 30, 1993); and Releases (from July 1, 1992 - June 30, 1993). The Inmate Status Population also includes a section on death row inmates.

The statistics reflect demographic characteristics as well as aspects of the offenders' criminal histories. It should be noted that some data are the result of self-reporting and are subject to validity problems.

Statistical information from previous reports is available upon request from the Bureau of Planning, Research and Statistics, 2601 Blair Stone Road, Tallahassee, Florida, 32399-2500, telephone (904) 488-1801 or SunCom 278-1801.

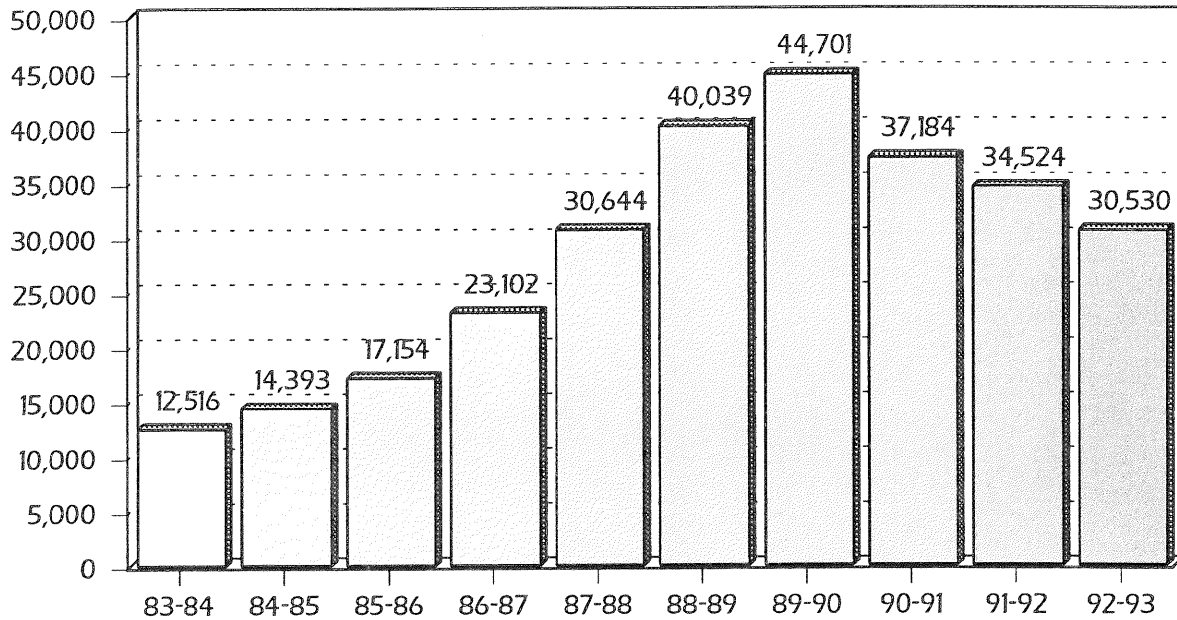
This annual report, like the 1991-92 annual report, departs from previous reports in the way in which it deals with missing data. In past reports, missing data were proportionately redistributed in the tables, making estimates of some of the reported numbers. This report documents the unavailable data while computing percentages only on the valid cases.

# Statistics

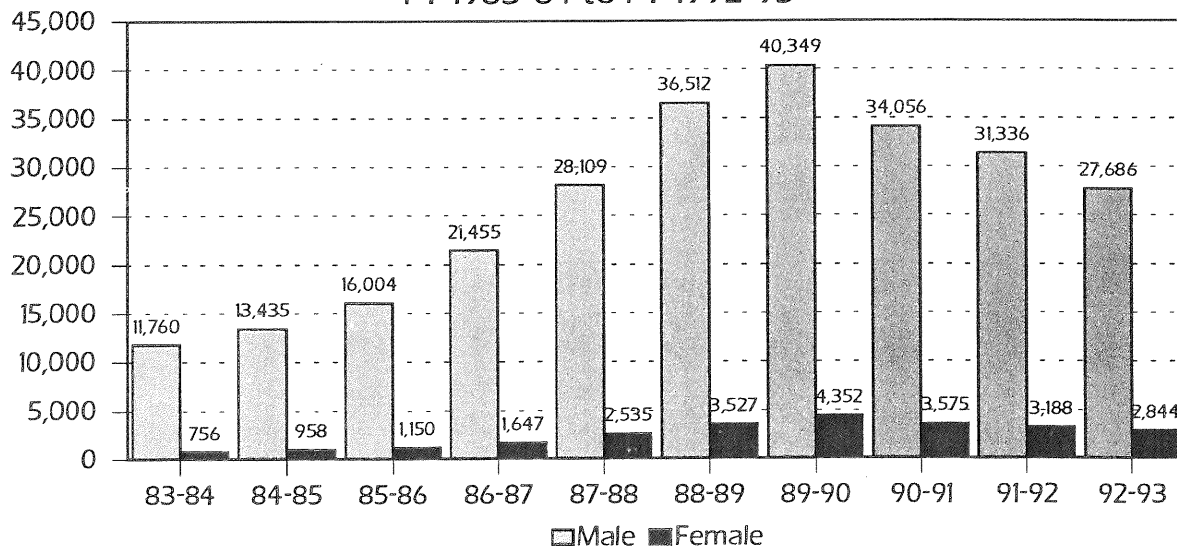
Inmate Admissions refers to the 30,530 inmates who entered the Florida prison system from July 1, 1992 to June 30, 1993. The following pages will detail the characteristics of these offenders.

Over the past ten years, inmate admissions to Florida's prison system have more than doubled, from 12,516 in FY 1983-84 to 30,530 in FY 1992-93. During the last three years, admissions have decreased steadily.

## Inmate Admissions FY 1983-84 to FY 1992-93



## Inmate Admissions by Gender FY 1983-84 to FY 1992-93



## PRISON ADMISSIONS/INTAKES\* (FY 1992-93)

ADMISSIONS	7/92	8/92	9/92	10/92	11/92	12/92	1/93	2/93	3/93	4/93	5/93	6/93	Total
New Court Commitments	2,711	2,116	2,563	2,511	2,145	2,280	1,914	2,223	2,469	2,190	2,041	2,365	27,528
Control Release Violations	126	124	141	154	147	168	163	203	167	167	196	209	1,965
Provisional Release Violations	5	2	4	1	2	5	1	5	2	2	3	0	32
Conditional Release Violations	12	7	11	6	13	10	10	17	7	11	8	15	127
Parole Violations	1	2	2	3	2	1	2	4	2	4	2	8	33
Supervised Community Release Violations	1	1	0	0	0	0	0	0	0	1	0	0	3
Interstate Compacts	3	2	1	6	2	0	1	0	3	0	0	3	21
Escapee Returns	8	5	4	5	2	6	2	2	2	3	5	3	47
Returns from Court	55	52	86	76	55	63	67	52	70	77	59	62	774
<b>Admissions Sub-Total</b>	<b>2,922</b>	<b>2,311</b>	<b>2,812</b>	<b>2,762</b>	<b>2,368</b>	<b>2,533</b>	<b>2,160</b>	<b>2,506</b>	<b>2,722</b>	<b>2,455</b>	<b>2,314</b>	<b>2,665</b>	<b>30,530</b>

INTAKES	7/92	8/92	9/92	10/92	11/92	12/92	1/93	2/93	3/93	4/93	5/93	6/93	Total
Control Release -- Violations	238	195	223	236	185	250	236	254	301	269	258	315	2,960
Provisional Releases -- Technical	11	8	14	13	10	4	2	8	8	4	3	4	89
Conditional Releases -- Technical	22	19	22	31	28	30	27	26	37	37	36	40	355
Parole Violations -- Technical	18	15	9	11	9	9	14	9	8	15	11	6	134
Supervised Community Release -- Technical	1	0	0	0	1	0	0	2	1	0	0	2	7
Interstate Compact Returns	3	2	7	1	0	1	1	1	0	0	0	0	16
Escapee Returns	11	11	9	7	10	15	11	18	13	20	24	23	172
Other Returns	488	415	434	460	396	477	398	460	517	483	447	487	5,462
<b>Intakes Sub-Total</b>	<b>792</b>	<b>665</b>	<b>718</b>	<b>759</b>	<b>639</b>	<b>786</b>	<b>689</b>	<b>778</b>	<b>885</b>	<b>828</b>	<b>779</b>	<b>877</b>	<b>9,195</b>
<b>TOTAL ADMISSIONS/INTAKES</b>	<b>3,714</b>	<b>2,976</b>	<b>3,530</b>	<b>3,521</b>	<b>3,007</b>	<b>3,319</b>	<b>2,849</b>	<b>3,284</b>	<b>3,607</b>	<b>3,283</b>	<b>3,093</b>	<b>3,542</b>	<b>39,725</b>

\* Admissions include only offenders who received a new sentence by Florida courts. Intakes include any receipt in which a new sentence did not occur.

# Statistics

## COUNTY OF COMMITMENT (INMATE ADMISSIONS FOR FY 1992-93)

County	White Males	White Females	Black Males	Black Females	Other Males	Total	Percent
Alachua	78	8	305	45	2	438	1.4
Baker	16	0	16	0	0	32	.1
Bay	263	23	187	25	3	501	1.6
Bradford	22	3	16	4	0	45	.1
Brevard	352	33	374	50	4	813	2.7
Broward	1,348	172	2,273	229	21	4,043	13.2
Calhoun	9	1	7	1	0	18	.1
Charlotte	64	4	34	2	4	108	.4
Citrus	59	2	17	0	0	78	.3
Clay	45	4	28	3	2	82	.3
Collier	129	7	61	7	2	206	.7
Columbia	73	7	123	14	0	217	.7
Dade	1,008	75	2,067	117	59	3,326	10.9
DeSoto	29	3	67	7	12	118	.4
Dixie	17	0	3	2	0	22	.1
Duval	226	19	596	30	9	880	2.9
Escambia	291	32	426	49	1	799	2.6
Flagler	13	2	16	1	3	35	.1
Franklin	11	0	11	1	0	23	.1
Gadsden	21	1	147	6	3	178	.6
Gilchrist	6	2	1	0	1	10	.0
Glades	2	0	4	1	1	8	.0
Gulf	13	1	14	6	0	34	.1
Hamilton	12	1	27	0	3	43	.1
Hardee	26	2	19	1	9	57	.2
Hendry	23	2	30	3	6	64	.2
Hernando	76	5	42	8	2	133	.4
Highlands	70	8	74	9	5	166	.5
Hillsborough	1,121	163	1,622	232	157	3,295	10.8
Holmes	13	1	3	0	0	17	.1
Indian River	101	13	122	9	2	247	.8
Jackson	57	5	91	1	2	156	.5
Jefferson	5	1	46	4	0	56	.2
Lafayette	5	0	2	0	0	7	.0
Lake	121	9	142	14	2	288	.9

continued on next page

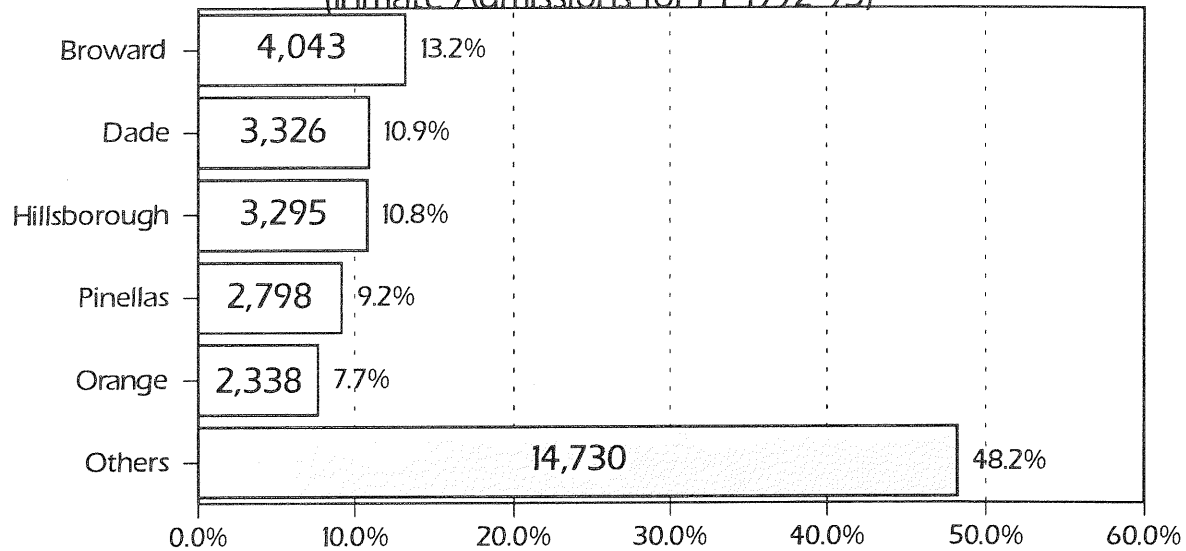
# Statistics

## COUNTY OF COMMITMENT (cont'd) (INMATE ADMISSIONS FOR FY 1992-93)

County	White Males	White Females	Black Males	Black Females	Other Males	Total	Percent
Lee	161	11	186	7	14	379	1.2
Leon	91	7	362	31	0	491	1.6
Levy	15	0	18	3	0	36	.1
Liberty	11	0	4	0	0	15	.0
Madison	6	0	40	1	0	47	.2
Manatee	126	13	139	14	3	295	1.0
Marion	182	18	163	34	1	398	1.3
Martin	109	10	95	8	3	225	.7
Monroe	228	28	120	15	13	404	1.3
Nassau	22	3	22	3	1	51	.2
Okaloosa	89	5	90	6	5	195	.6
Okeechobee	29	1	20	5	3	58	.2
Orange	766	64	1,315	135	58	2,338	7.7
Osceola	54	4	34	3	5	100	.3
Palm Beach	292	25	527	32	17	893	2.9
Pasco	402	32	69	11	8	522	1.7
Pinellas	1,164	137	1,238	238	21	2,798	9.2
Polk	736	94	698	101	18	1,647	5.4
Putnam	46	1	86	5	0	138	.5
St. Johns	74	8	71	9	3	165	.5
St. Lucie	152	5	290	17	5	469	1.5
Santa Rosa	63	4	15	1	4	87	.3
Sarasota	173	18	170	27	3	391	1.3
Seminole	203	11	194	14	6	428	1.4
Sumter	29	3	57	8	0	97	.3
Suwannee	37	4	45	5	1	92	.3
Taylor	24	2	56	8	0	90	.3
Union	7	0	5	1	1	14	.0
Volusia	441	39	471	59	6	1,016	3.3
Wakulla	20	0	3	0	0	23	.1
Walton	22	1	5	1	0	29	.1
Washington	8	0	14	2	0	24	.1
Other State	19	1	9	1	2	32	.1
<b>TOTAL</b>	<b>11,526</b>	<b>1,158</b>	<b>15,644</b>	<b>1,686</b>	<b>516</b>	<b>30,530</b>	<b>100.0</b>

# Statistics

## Major Contributing Counties (Inmate Admissions for FY 1992-93)



## SENTENCE LENGTH OF CURRENT COMMITMENT (INMATE ADMISSIONS FOR FY 1992-93)

Category	White Males	White Females	Black Males	Black Females	Other Males	Total	Percent	Cumulative Percent
1 Year or Less	18	1	20	2	1	42	.1	.1
GT 1, LE 2 Yrs.*	2,174	336	2,807	516	88	5,921	19.4	19.5
GT 2, LE 3 Yrs.	2,512	322	3,351	461	110	2,756	22.1	41.6
GT 3, LE 4 Yrs.	1,557	159	2,278	233	80	4,307	14.1	55.7
GT 4, LE 5 Yrs.	1,821	160	2,251	238	82	4,822	15.8	71.5
GT 5, LE 6 Yrs.	519	32	823	76	28	1,478	4.8	76.3
GT 6, LE 7 Yrs.	523	35	750	44	26	1,378	4.5	80.8
GT 7, LE 8 Yrs.	228	11	304	9	8	560	1.8	82.6
GT 8, LE 9 Yrs.	269	9	378	17	17	690	2.3	84.9
GT 9, LE 10 Yrs.	453	35	571	37	10	1,106	3.6	88.5
GT 10, LE 12 Yrs.	241	14	385	12	12	664	2.2	90.7
GT 12, LE 15 Yrs.	415	11	406	15	14	861	2.8	93.5
GT 15, LE 24 Yrs.	246	9	339	7	9	610	2.0	95.5
GT 24, LE 30 Yrs.	241	11	341	12	15	620	2.0	97.5
GT 30, LE 40 Yrs.	59	3	86	4	3	155	.5	98.0
GT 40, LE 50 Yrs.	10	0	16	0	0	26	.1	98.1
Over 50 Yrs.	31	1	37	0	2	71	.2	98.3
Life	108	8	212	3	11	422	1.4	99.7
Death	22	1	18	0	0	41	.1	100.0
<b>TOTAL</b>	<b>11,526</b>	<b>1,158</b>	<b>15,644</b>	<b>1,686</b>	<b>516</b>	<b>30,530</b>	<b>100.0</b>	<b>100.0</b>
Average	6.5	4.4	6.3	3.9	6.7	6.2		
Median	4.0	3.0	4.0	3.0	4.0	4.0		

\* GT - Greater than, LE - less than or equal to.

<p><b>The Typical Male Offender</b></p> <ul style="list-style-type: none"> <li>▪ Percent of All Admissions ..... (90.7%)</li> <li>▪ Is Black ..... (56.5%)</li> <li>▪ Is 29 or Younger ..... (56.5%)</li> <li>▪ Was Convicted of:               <ul style="list-style-type: none"> <li>Sale/Manufacture of Drugs ..... (13.7%)</li> <li>Possession of Drugs ..... (11.0%)</li> <li>Burglary of a Structure ..... (8.6%)</li> </ul> </li> <li>▪ Has a Prison Sentence of:               <ul style="list-style-type: none"> <li>3 Years or Less ..... (40.0%)</li> </ul> </li> <li>▪ Was Convicted In:               <ul style="list-style-type: none"> <li>Broward County ..... (13.2%)</li> <li>Dade County ..... (11.3%)</li> <li>Hillsborough County ..... (10.5%)</li> </ul> </li> </ul>	<p><b>The Typical Female Offender</b></p> <ul style="list-style-type: none"> <li>▪ Percent of All Admissions ..... (9.3%)</li> <li>▪ Is Black ..... (59.3%)</li> <li>▪ Is 29 or Younger ..... (48.3%)</li> <li>▪ Was Convicted of:               <ul style="list-style-type: none"> <li>Possession of Drugs ..... (23.5%)</li> <li>Sale/Manufacture of Drugs ..... (18.5%)</li> <li>Grand Theft ..... (8.2%)</li> </ul> </li> <li>▪ Has a Prison Sentence of:               <ul style="list-style-type: none"> <li>3 Years or Less ..... (57.6%)</li> </ul> </li> <li>▪ Was Convicted In:               <ul style="list-style-type: none"> <li>Broward County ..... (14.1%)</li> <li>Hillsborough County ..... (13.9%)</li> <li>Pinellas County ..... (13.2%)</li> </ul> </li> </ul>
<p><b>PROFILES</b> of Inmates Admitted During FY 1992-93</p>	<p><b>The Typical New Admission</b></p> <ul style="list-style-type: none"> <li>▪ Is Male ..... (90.7%)</li> <li>▪ Is Black ..... (56.8%)</li> <li>▪ Is 29 or Younger ..... (55.7%)</li> <li>▪ Was Convicted of:               <ul style="list-style-type: none"> <li>Sale/Manufacture of Drugs ..... (14.2%)</li> <li>Possession of Drugs ..... (12.2%)</li> <li>Theft of Property ..... (8.9%)</li> </ul> </li> <li>▪ Has a Prison Sentence of:               <ul style="list-style-type: none"> <li>3 Years or Less ..... (41.6%)</li> </ul> </li> <li>▪ Was Convicted In:               <ul style="list-style-type: none"> <li>Broward County ..... (13.2%)</li> <li>Dade County ..... (10.9%)</li> <li>Hillsborough County ..... (10.8%)</li> </ul> </li> </ul>
<p><b>The Typical Drug Offender</b></p> <ul style="list-style-type: none"> <li>▪ Percent of All Admissions ..... (29.7%)</li> <li>▪ Is Black ..... (72.8%)</li> <li>▪ Is 29 or Younger ..... (48.5%)</li> <li>▪ Was Convicted of:               <ul style="list-style-type: none"> <li>Sale/Manufacture of Drugs ..... (47.7%)</li> <li>Possession of Drugs ..... (41.0%)</li> <li>Trafficking in Drugs ..... (11.2%)</li> </ul> </li> <li>▪ Has a Prison Sentence of:               <ul style="list-style-type: none"> <li>3 Years or Less ..... (53.2%)</li> </ul> </li> <li>▪ Was Convicted In:               <ul style="list-style-type: none"> <li>Broward County ..... (18.2%)</li> <li>Hillsborough County ..... (11.5%)</li> <li>Pinellas County ..... (9.8%)</li> </ul> </li> </ul>	<p><b>The Typical Habitual Offender</b></p> <ul style="list-style-type: none"> <li>▪ Percent of All Admissions ..... (9.3%)</li> <li>▪ Is Black ..... (69.1%)</li> <li>▪ Is 29 or Younger ..... (49.7%)</li> <li>▪ Was Convicted of:               <ul style="list-style-type: none"> <li>Sale/Manufacture of Drugs ..... (14.4%)</li> <li>Burglary of Dwelling ..... (12.9%)</li> <li>Burglary of Structure ..... (10.0%)</li> </ul> </li> <li>▪ Has a Prison Sentence of:               <ul style="list-style-type: none"> <li>8 Years or Less ..... (51.2%)</li> </ul> </li> <li>▪ Was Convicted In:               <ul style="list-style-type: none"> <li>Duval County ..... (13.3%)</li> <li>Orange County ..... (10.0%)</li> <li>Hillsborough County ..... (9.8%)</li> </ul> </li> </ul>

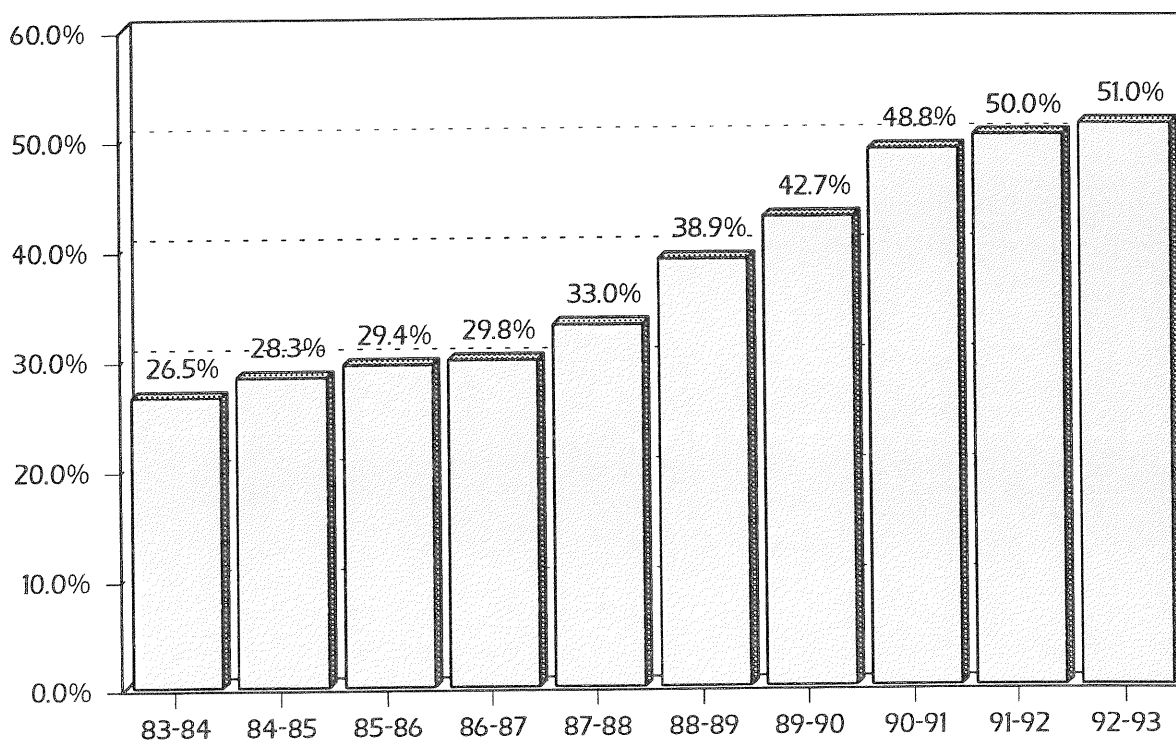


# Statistics

## PRIOR COMMITMENTS TO THE FLORIDA DEPARTMENT OF CORRECTIONS (INMATE ADMISSIONS FOR FY 1992-93)

Category	White Males	White Females	Black Males	Black Females	Other Males	Total	Percent	Cumulative Percent
None	6,747	771	6,215	876	342	14,951	49.0	49.0
1	2,589	258	3,944	425	102	7,318	24.0	73.0
2	1,227	89	2,541	230	47	4,134	13.5	86.5
3	584	30	1,528	105	16	2,263	7.4	93.9
4	232	7	833	29	6	1,107	3.6	97.5
5	88	3	360	15	2	468	1.5	99.0
6	38	0	137	4	1	180	.6	99.6
7	12	0	58	2	0	72	.2	99.8
8	5	0	18	0	0	23	.1	99.9
9+	4	0	10	0	0	14	.0	100.0
<b>TOTAL</b>	<b>11,526</b>	<b>1,158</b>	<b>15,644</b>	<b>1,686</b>	<b>516</b>	<b>30,530</b>	<b>100.0</b>	<b>100.0</b>

Percent of Prison Admissions with  
Prior Commitments to Florida's Prison System



# Statistics

## PRIMARY OFFENSES (INMATE ADMISSIONS FOR FY 1992-93)

Category	White Males	White Females	Black Males	Black Females	Other Males	Total	Percent
<b>MURDER, MANSLAUGHTER</b>	<b>492</b>	<b>58</b>	<b>706</b>	<b>53</b>	<b>32</b>	<b>1,341</b>	<b>4.4</b>
-1st Degree Murder	150	11	282	12	10	465	15
-2nd Degree Murder	187	22	292	30	10	541	1.8
-3rd Degree Murder	6	1	19	2	0	28	.1
-Homicide, Other	27	1	6	0	0	34	.1
-Manslaughter	60	9	103	8	8	188	.6
-DUI Manslaughter	62	14	4	1	4	85	.3
<b>SEXUAL OFFENSES</b>	<b>927</b>	<b>16</b>	<b>427</b>	<b>1</b>	<b>33</b>	<b>1,404</b>	<b>4.6</b>
-Capital Sexual Battery	249	6	90	0	8	353	1.2
-Life Sexual Battery	85	0	73	1	3	162	.5
-1st Degree Sexual Battery	182	3	120	0	7	312	1.0
-Other Sexual Battery Offenses	15	1	2	0	2	20	.1
-Lewd, Lascivious Behavior	396	6	142	0	13	557	1.8
<b>ROBBERY</b>	<b>870</b>	<b>46</b>	<b>1,932</b>	<b>89</b>	<b>41</b>	<b>2,978</b>	<b>9.8</b>
-Robbery with Weapon	374	17	1,089	32	19	1,531	5.0
-Robbery without Weapon	496	29	843	57	22	1,447	4.8
<b>VIOLENT PERSONAL OFFENSES</b>	<b>1,093</b>	<b>70</b>	<b>1,312</b>	<b>166</b>	<b>59</b>	<b>2,700</b>	<b>8.8</b>
-Aggravated Assault	186	4	187	19	7	403	1.3
-Aggravated Battery	392	18	599	75	25	1,109	3.6
-Assault and Battery on LEO	192	22	249	40	12	515	1.7
-Other Battery Offenses	16	1	16	2	1	36	.1
-Resisting Arrest with Violence	126	10	123	16	6	281	.9
-Kidnapping	89	6	100	1	7	203	.7
-Arson	45	4	20	3	1	73	.2
-Abuse of Children	36	4	12	10	0	62	.2
-Other Violent Offenses	11	1	6	0	0	18	.1
<b>BURGLARY</b>	<b>2,795</b>	<b>98</b>	<b>2,665</b>	<b>93</b>	<b>119</b>	<b>5,770</b>	<b>18.9</b>
-Burglary of Structure	1,089	15	1,243	19	50	2,416	7.9
-Burglary of Dwelling	1,243	72	944	62	42	2,363	7.7
-Armed Burglary	280	9	226	3	16	534	1.7
-Burglary with Assault	120	2	224	6	11	363	1.2
-Other Burglary Offenses	63	0	28	3	0	94	.3

*continued on next page*

1992-93 Annual Report

# Statistics

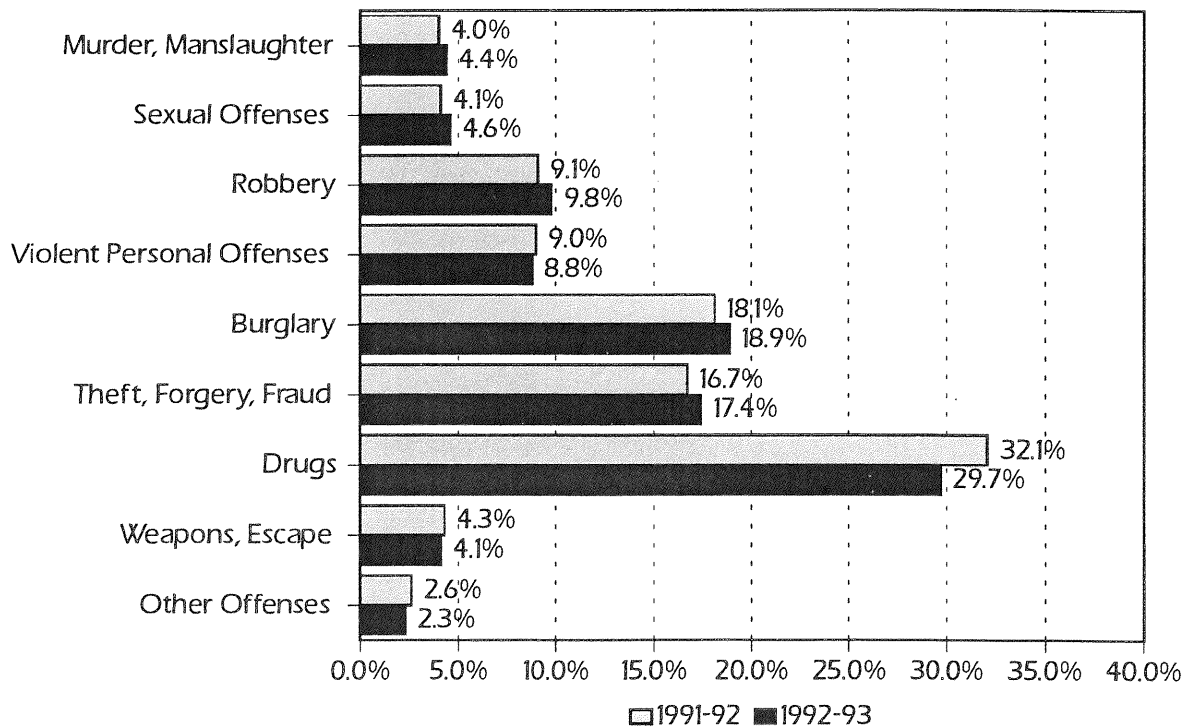
## PRIMARY OFFENSES (cont'd) (INMATE ADMISSIONS FOR FY 1992-93)

Category	White Males	White Females	Black Males	Black Females	Other Males	Total	Percent
<b>THEFT, FORGERY, FRAUD</b>	<b>2,540</b>	<b>342</b>	<b>1,971</b>	<b>408</b>	<b>62</b>	<b>5,323</b>	<b>17.4</b>
-Grand Theft	675	108	426	126	14	1,349	4.4
-Grand Theft, Automobile	593	32	582	27	19	1,253	4.1
-Petit Theft, 3rd Conviction	63	10	171	93	2	339	1.1
-Stolen Property	663	53	346	26	16	1,104	3.6
-Forgery, Uttering & Counterfeiting	319	82	195	87	9	692	2.3
-Worthless Checks	112	39	40	14	1	206	.7
-Fraudulent Practices	115	18	211	35	1	380	1.2
<b>DRUGS</b>	<b>1,880</b>	<b>466</b>	<b>5,783</b>	<b>815</b>	<b>118</b>	<b>9,062</b>	<b>29.7</b>
-Sale/Purchase/Manufacturing	673	146	3,088	379	41	4,327	14.2
-Trafficking	500	37	391	51	37	1,016	3.3
-Possession	707	283	2,304	385	40	3,719	12.2
<b>WEAPONS, ESCAPE</b>	<b>477</b>	<b>20</b>	<b>678</b>	<b>44</b>	<b>31</b>	<b>1,250</b>	<b>4.1</b>
-Escape	164	11	142	8	5	330	1.1
-Carry Concealed Firearm	54	3	86	13	10	166	.5
-Possess Firearm or Any Weapon	175	4	315	13	9	516	1.7
-Shoot Into Dwelling or Vehicle	54	0	94	9	2	159	.5
-Other Weapons Offenses	30	2	41	1	5	79	.3
<b>OTHER OFFENSES</b>	<b>452</b>	<b>42</b>	<b>170</b>	<b>17</b>	<b>21</b>	<b>702</b>	<b>2.3</b>
-Failure to Stop After Accident	60	6	13	0	2	81	.3
-DUI, 4th Conviction	129	9	6	0	4	148	.5
-Cause Injury While DUI	31	7	4	0	1	43	.1
-Racketeering	27	2	4	2	2	37	.1
-Criminal Procedure Violation	64	5	57	4	3	133	.4
-Arson, Other	52	3	22	2	1	80	.3
-Kidnapping, Custody Offenses	19	2	21	1	1	44	.1
-Traffic, Other	0	0	0	0	0	0	.0
-Criminal Solicitation of Child	0	0	0	0	0	0	.0
-Store Hazardous Materials	0	0	0	0	0	0	.0
-Other Offenses	70	8	43	8	7	136	.4
<b>TOTAL</b>	<b>11,526</b>	<b>1,158</b>	<b>15,644</b>	<b>1,686</b>	<b>516</b>	<b>30,530</b>	<b>100.0</b>

## CLASS OF FELONY OF PRIMARY OFFENSE (INMATE ADMISSIONS FOR FY 1992-93)

Category	White Males	White Females	Black Males	Black Females	Other Males	Total	Percent	Cumulative Percent
Capital	113	6	115	2	6	242	.8	.8
Life Felony	220	14	375	14	14	637	2.1	2.9
First Degree	2,018	111	2,670	158	116	5,073	16.7	19.6
Second Degree	4,469	351	6,859	643	197	12,519	41.1	60.7
Third Degree	4,660	670	5,580	866	180	11,956	39.3	100.0
Misdemeanor	1	0	1	0	0	2	.0	.0
Data Unavailable	45	6	44	3	3	101		
<b>TOTAL</b>	<b>11,526</b>	<b>1,158</b>	<b>15,644</b>	<b>1,686</b>	<b>516</b>	<b>30,530</b>	<b>100.0</b>	<b>100.0</b>

## Sentencing Guidelines Categories By Percent of Total For Admissions FY 1991-92 to 1992-93

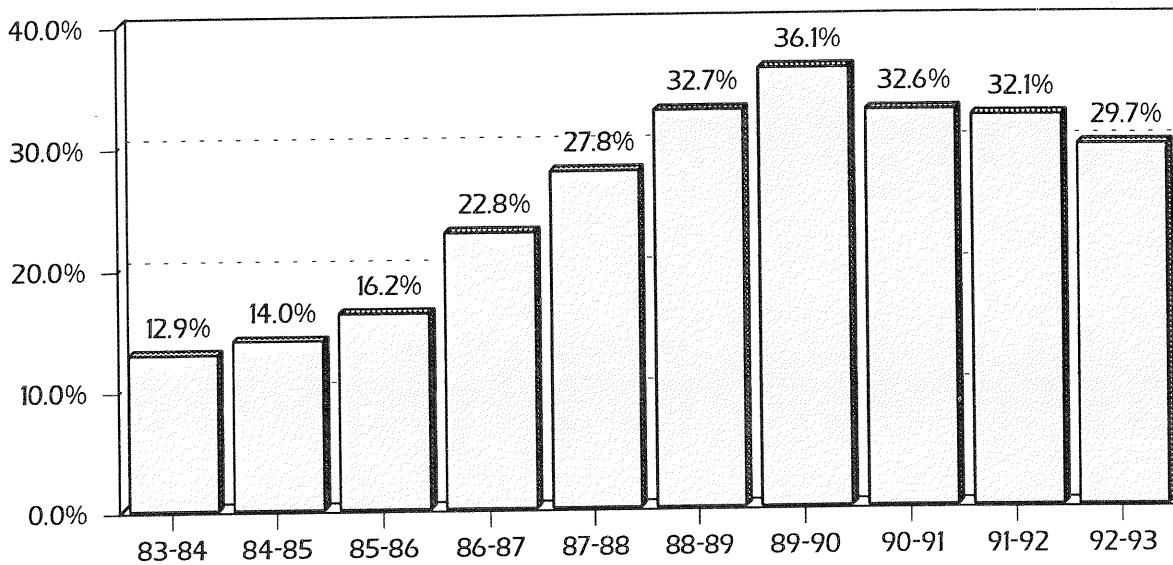


# Statistics

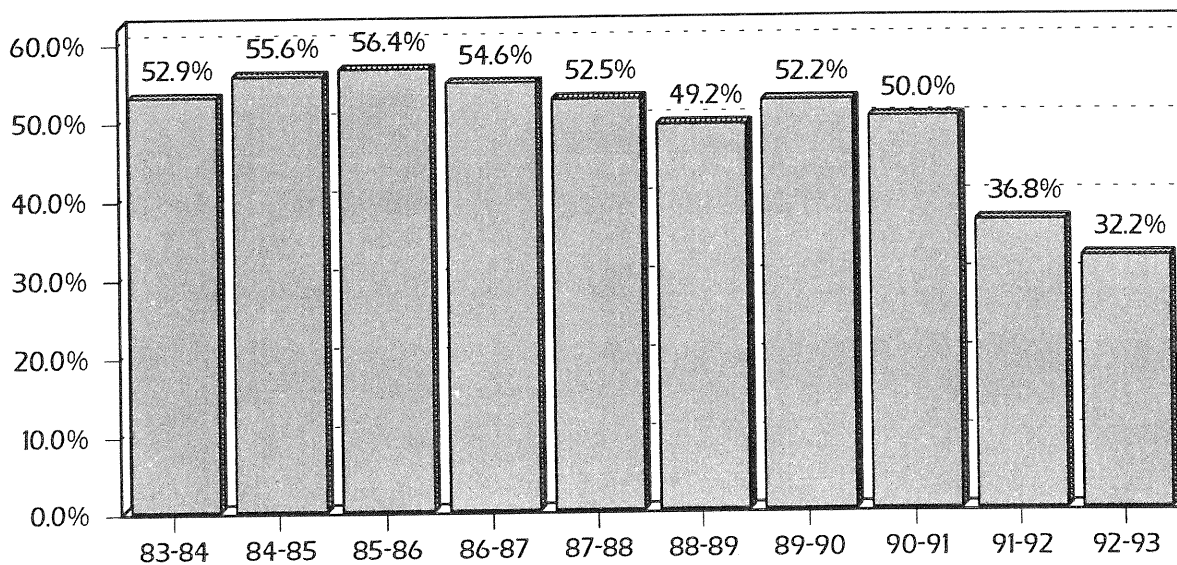
## Admissions for Drug Offenses are Down

There were 9,062 drug offenders admitted during the 1992-93 fiscal year. Most of them (53%) had prior Florida prison commitments. For the third consecutive year, drug admissions have decreased, along with the number of inmates who admit to using illegal drugs. See Profiles (pg. 52) for more information on the typical drug offender.

### Drug Admissions As a Percent of Total Admissions FY 1983-84 to 1992-93



### Admissions Who Claimed Use of Illegal Drugs FY 1983-84 to 1992-93



## LENGTH OF RESIDENCE IN FLORIDA (INMATE ADMISSIONS FOR FY 1992-93)

Category	White Males	White Females	Black Males	Black Females	Other Males	Total	Percent	Cumulative Percent
1 Year or Less	255	25	121	19	14	434	2.2	2.2
GT 1, LE 5 Yrs.*	868	116	428	59	91	1,562	7.9	10.1
GT 5, LE 10 Yrs.	1,063	118	485	73	65	1,804	9.1	19.2
GT 10, LE 20 Yrs.	2,257	232	2,556	168	102	5,315	26.9	46.1
GT 20, LE 40 Yrs.	2,659	434	6,137	1,038	61	10,329	52.2	98.2
Over 40 Years	105	15	186	26	2	334	1.7	100.0
Data Unavailable	4,319	218	5,731	303	181	10,752		
<b>TOTAL</b>	<b>11,526</b>	<b>1,158</b>	<b>15,644</b>	<b>1,686</b>	<b>516</b>	<b>30,530</b>	<b>100.0</b>	<b>100.0</b>

\* GT - Greater than, LE - less than or equal to.

## AGE AT ADMISSION (INMATE ADMISSIONS FOR FY 1992-93)

Category	White Males	White Females	Black Males	Black Females	Other Males	Total	Percent	Cumulative Percent
16 & Below	98	3	295	2	5	403	1.3	1.3
17	204	6	497	13	12	732	2.4	3.7
18	335	12	665	15	17	1,044	3.4	7.1
19	466	16	803	28	30	1,343	4.4	11.5
20	540	31	818	36	22	1,447	4.7	16.2
21	609	42	774	49	27	1,501	4.9	21.1
22	582	35	780	51	29	1,477	4.8	25.9
23	536	51	676	60	28	1,351	4.4	30.3
24	424	59	647	91	25	1,246	4.1	34.4
25 to 29	2,304	301	3,289	473	101	6,468	21.2	55.6
30 to 34	2,191	264	2,892	471	94	5,912	19.4	75.0
35 to 39	1,518	172	1,962	249	55	3,956	13.0	88.0
40 to 44	805	107	939	99	42	1,992	6.5	94.5
45 to 49	432	34	378	30	15	889	2.9	97.4
50 to 54	239	15	135	8	8	405	1.3	98.7
55 to 59	122	6	52	6	2	188	.6	99.3
60 to 64	66	2	26	3	3	100	.3	99.6
65 to 69	34	1	9	2	1	47	.2	99.8
70 and Over	21	1	7	0	0	29	.1	100.0
<b>TOTAL</b>	<b>11,526</b>	<b>1,158</b>	<b>15,644</b>	<b>1,686</b>	<b>516</b>	<b>30,530</b>	<b>100.0</b>	<b>100.0</b>
<b>AVERAGE</b>	<b>30.2</b>	<b>30.9</b>	<b>28.5</b>	<b>30.3</b>	<b>29.2</b>	<b>29.3</b>		
<b>MEDIAN</b>	<b>29.0</b>	<b>30.0</b>	<b>27.0</b>	<b>30.0</b>	<b>27.0</b>	<b>28.0</b>		

# Statistics

## EDUCATION CLAIMED (INMATE ADMISSIONS FOR FY 1992-93)

Category	White Males	White Females	Black Males	Black Females	Other Males	Total	Percent
Elementary	101	9	86	5	30	231	1.2
Middle School	1,282	163	994	137	67	2,643	13.4
Ninth Grade	1,164	148	1,401	189	67	2,969	15.0
Tenth Grade	1,193	125	2,008	299	54	3,679	18.6
Eleventh Grade	940	328	2,350	608	46	4,272	21.6
Twelfth Grade	1,711	108	2,286	112	60	4,277	21.6
College 1-2	653	32	524	30	12	1,251	6.3
College 3-4	216	21	160	9	4	410	2.1
Post Graduate	37	7	20	0	1	65	.3
Data Unavailable	4,229	217	5,815	297	175	10,733	
<b>TOTAL</b>	<b>11,526</b>	<b>1,158</b>	<b>15,644</b>	<b>1,686</b>	<b>516</b>	<b>30,530</b>	<b>100.0</b>
Average	8.1	9.5	8.0	9.1	8.1	8.2	
Median	9.0	10.0	9.0	10.0	8.0	9.0	

## USE OF ALCOHOL AND/OR NARCOTICS (INMATE ADMISSIONS FOR FY 1992-93)

Category	White Males	White Females	Black Males	Black Females	Other Males	Total	Percent	Cumulative Percent
No Drugs/Alcohol	5,592	354	8,040	515	257	14,758	49.0	49.0
Light Alcohol Only	1,566	18	2,164	28	92	3,868	12.8	61.8
Heavy Alcohol Only	1,028	42	547	40	39	1,696	5.6	67.4
Light Narcotics Only	236	176	418	224	10	1,064	3.5	70.9
Heavy Narcotics Only	492	279	851	503	15	2,140	7.1	78.0
Light Alcohol/ Light Narcotics	782	145	1,150	170	47	2,294	7.6	85.6
Light Alcohol/ Heavy Narcotics	458	91	901	130	17	1,597	5.3	90.9
Heavy Alcohol/ Light Narcotics	258	3	211	5	4	481	1.6	92.5
Heavy Alcohol/ Heavy Narcotics	977	50	1,130	65	31	2,253	7.5	100.0
Data Unavailable	137	0	232	6	4	379		
<b>TOTAL</b>	<b>11,526</b>	<b>1,158</b>	<b>15,644</b>	<b>1,686</b>	<b>516</b>	<b>30,530</b>	<b>100.0</b>	<b>100.0</b>

# Statistics

## MANDATORY AND HABITUAL OFFENDERS (INMATE ADMISSIONS FOR FY 1992-93)

Category	White Males	White Females	Black Males	Black Females	Other Males	Total	Percent
TOTAL	11,526	1,158	15,644	1,686	516	30,530	100.0
MANDATORY AND HABITUAL	1,568	77	3,016	148	81	4,890	16.0
NON-MANDATORY/HABITUAL	9,958	1,081	12,628	1,538	435	25,640	84.0
Mandatory Sentence Type	White Males	White Females	Black Males	Black Females	Other Males	Total	Percent
FIREARM	385	26	995	22	32	1,460	4.8
No Additional Mandatory	314	20	813	19	26	1,192	3.9
Additional Mandatory	71	6	182	3	6	268	0.9
CRIME AGAINST L.E.O.	40	0	48	5	5	98	0.3
No Additional Mandatory	35	0	36	5	4	80	0.3
Additional Mandatory	5	0	12	0	1	18	0.1
DRUG TRAFFICKING	374	29	303	37	23	766	2.5
No Additional Mandatory	354	29	270	36	23	712	2.3
Additional Mandatory	20	0	33	1	0	54	0.2
DRUGS 1,000 FT. OF SCHOOL	27	5	166	18	1	217	0.7
No Additional Mandatory	23	5	130	16	1	175	0.6
Additional Mandatory	4	0	36	2	0	42	0.1
DRUGS 200 FT. OF PUBLIC FACILITY	1	0	46	5	0	52	0.2
No Additional Mandatory	0	0	37	5	0	42	0.1
Additional Mandatory	1	0	9	0	0	10	0.0
MANDATORY 25 YEARS	92	4	97	2	6	201	0.7
No Additional Mandatory	75	2	61	2	5	145	0.5
Additional Mandatory	17	2	36	0	1	56	0.2
SPECIAL WEAPON	15	0	30	0	3	48	0.2
No Additional Mandatory	9	0	13	0	2	24	0.1
Additional Mandatory	6	0	17	0	1	24	0.1
Habitual Offender Type	White Males	White Females	Black Males	Black Females	Other Males	Total	Percent
HABITUAL OFFENDER*	835	24	1,902	69	24	2,854	9.3
No Additional Mandatory	751	20	1,653	64	20	2,508	8.2
Additional Mandatory	84	4	249	5	4	346	1.1
FELONY HABITUAL OFFENDER	769	23	1,731	68	20	2,611	8.6
No Additional Mandatory	693	19	1,518	64	16	2,310	7.6
Additional Mandatory	76	4	213	4	4	301	1.0
VIOLENT HABITUAL OFFENDER	81	1	206	1	5	294	1.0
No Additional Mandatory	58	1	135	0	4	198	0.6
Additional Mandatory	23	0	71	1	1	96	0.3

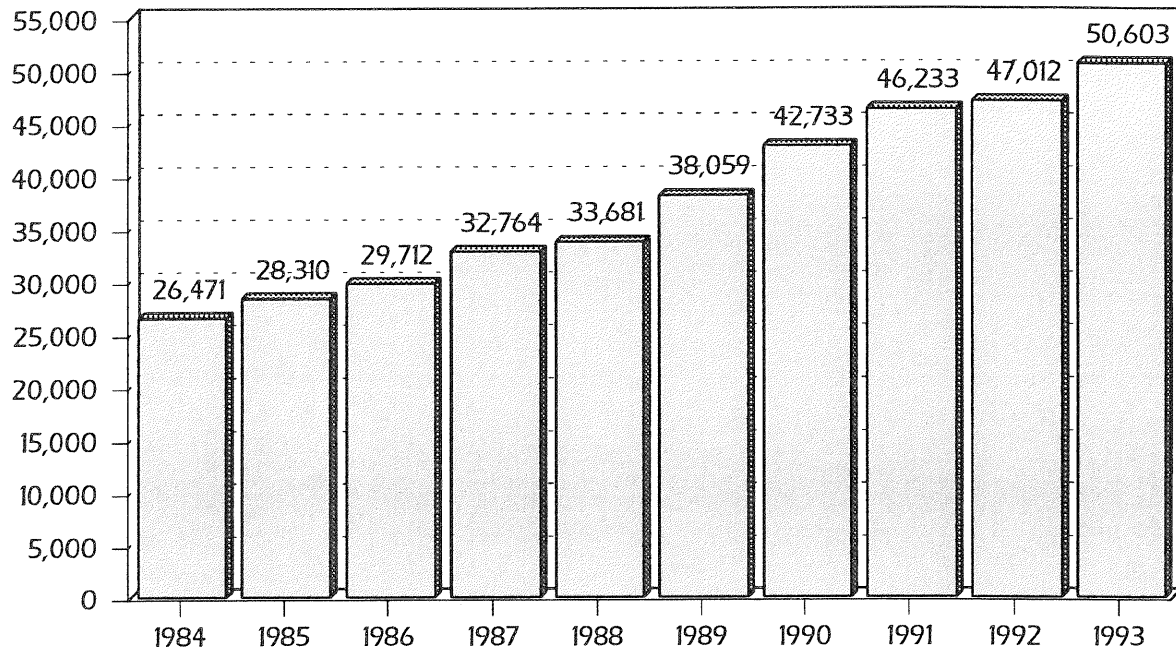
\* Includes felony and violent habitual offenders



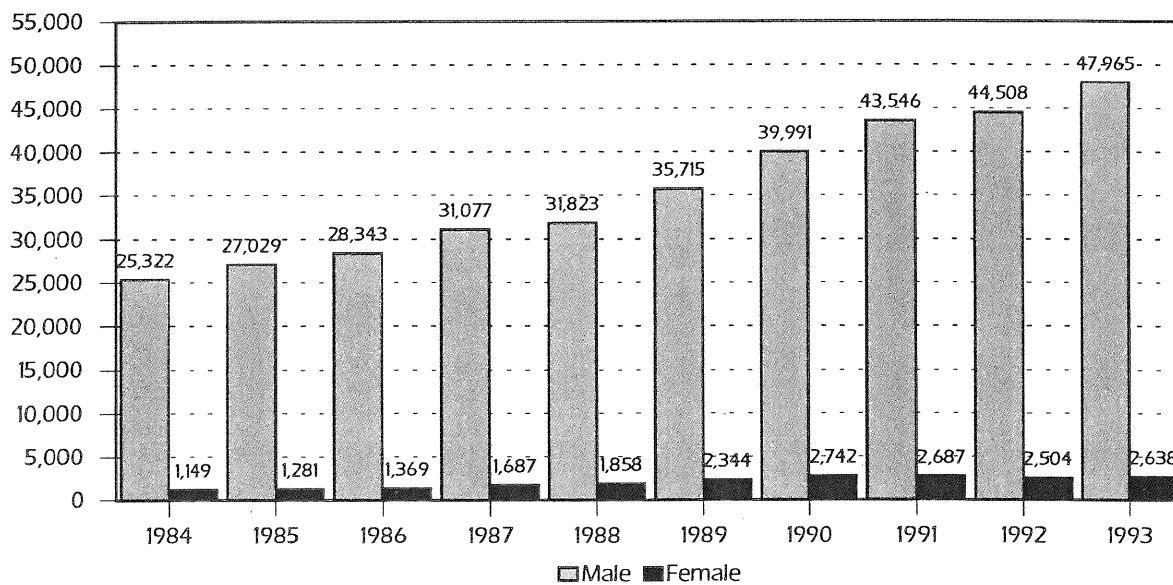
# Statistics

Inmate Status Population refers to the 50,603 inmates who were present in the Florida prison system on June 30, 1993. Included in this section is a subsection on the Death Row Population as of June 30, 1993. The following pages will detail the characteristics of these offenders.

## Inmate Population on June 30, 1984-1993



## Inmate Population by Gender on June 30, 1984-1993

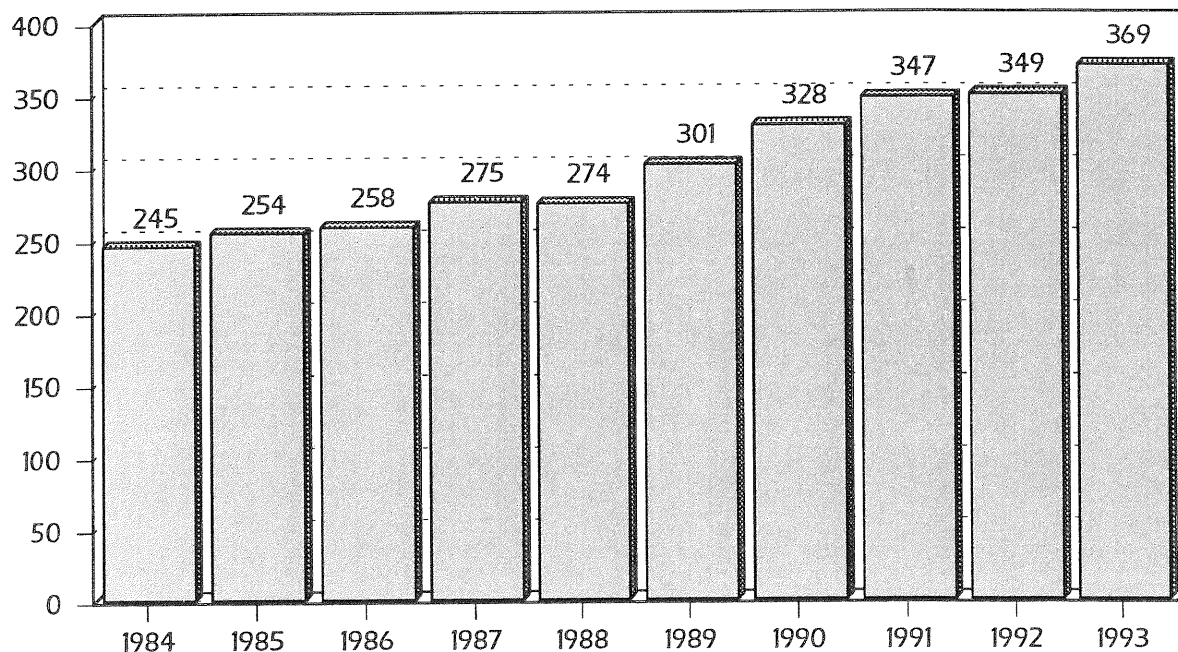


# Statistics

## INMATE POPULATION AS OF JUNE 30th OF EACH YEAR

	1983	1984	1985	1986	1987	1988	1989	1990	1991	1992	1993
<b>GENDER BREAKDOWN</b>											
Males	26,464	25,322	27,029	28,343	31,077	31,823	35,715	39,991	43,546	44,508	47,965
Females	1,253	1,149	1,281	1,369	1,687	1,858	2,344	2,742	2,687	2,504	2,638
<b>RACE BREAKDOWN</b>											
White	14,169	13,501	14,292	14,199	14,797	15,002	16,549	17,757	18,673	18,426	19,637
Black	13,497	12,912	13,890	14,818	16,967	17,910	20,839	24,172	26,737	27,340	29,605
Other	51	58	128	695	1,000	769	671	804	741	830	927
Data Unavailable	0	0	0	0	0	0	0	0	82	416	434
<b>RACE/MALES BREAKDOWN</b>											
White Males	13,614	12,989	13,723	13,622	14,063	14,202	15,549	16,595	17,624	17,460	18,654
Black Males	12,799	12,275	13,179	14,026	16,014	16,852	19,495	22,592	25,123	25,901	28,069
Other Males	51	58	127	695	1,000	769	671	804	741	830	927
Data Unavailable	0	0	0	0	0	0	0	0	58	317	315
<b>RACE/FEMALES BREAKDOWN</b>											
White Females	555	512	569	577	734	800	1,000	1,162	1,049	966	983
Black Females	698	637	711	792	953	1,059	1,344	1,580	1,614	1,439	1,536
Other Females	0	0	1	0	0	0	0	0	0	0	0
Data Unavailable	0	0	0	0	0	0	0	0	24	99	119
<b>TOTAL</b>	<b>27,717</b>	<b>26,471</b>	<b>28,310</b>	<b>29,712</b>	<b>32,764</b>	<b>33,681</b>	<b>38,059</b>	<b>42,733</b>	<b>46,233</b>	<b>47,012</b>	<b>50,603</b>

## Number of Inmates Incarcerated Per 100,000 Florida Population



# Statistics

## MONTHLY INMATE POPULATION BY INSTITUTION (INMATE POPULATION ON JUNE 30, 1993)

	7/92	8/92	9/92	10/92	11/92	12/92	1/93	2/93	3/93	4/93	5/93	6/93
Apalachee CI-West	772	749	684	715	744	710	752	772	815	826	820	809
Apalachee CI-East	754	743	743	755	776	724	756	797	773	772	788	856
Avon Park CI	537	527	534	534	542	534	542	540	543	540	518	543
Avon Park CI-O Unit	319	322	301	302	318	331	341	333	339	318	336	364
Baker CI	976	971	926	906	951	982	974	977	934	917	916	928
Baker Work Camp	239	237	264	268	244	274	271	265	248	270	267	226
Brevard CI	941	939	921	914	927	951	940	943	936	948	948	954
Brevard Work Camp	263	250	241	262	258	247	260	262	254	279	276	280
Broward CI	619	577	605	572	567	577	582	589	575	552	579	608
Calhoun CI	723	756	767	772	762	702	695	722	695	689	647	752
Central FL Reception Center	1,348	1,302	1,340	1,347	1,330	1,279	1,243	1,274	1,361	1,301	1,297	1,284
Central FL Reception Center-E	571	759	962	950	791	891	766	832	925	862	814	719
Central FL Reception Center-S	0	38	27	36	30	2	36	52	49	32	93	90
Century CI	762	711	712	681	733	711	733	802	765	726	743	745
Charlotte CI	1,056	1,070	1,079	1,052	1,064	1,053	1,065	1,048	1,068	1,055	1,062	1,044
Columbia CI	0	46	119	141	152	235	293	309	332	519	584	579
Cross City CI	845	863	844	837	832	881	867	864	874	863	845	873
Cross Work Camp	255	272	225	241	267	234	245	230	214	222	233	220
Dade Correctional Institution	677	0	0	0	0	147	147	262	359	448	557	652
Dade Work Camp	256	0	132	232	217	256	282	257	236	273	268	261
DeSoto CI	738	709	732	739	740	742	725	744	757	751	752	743
DeSoto Work Camp	276	285	262	251	285	286	286	285	271	278	277	283
Florida CI	751	757	744	761	764	759	745	774	745	807	733	728
Florida CI-FH	274	226	193	233	263	259	279	270	269	296	274	276
Florida State Prison-Main Unit	1,040	1,036	1,036	1,032	1,027	955	889	858	857	861	885	917
Florida State Prison-O Unit	445	451	444	469	468	463	446	443	449	467	468	437
Glades CI	1,154	1,294	1,193	1,197	1,165	1,210	1,198	1,161	1,177	1,168	1,198	1,199
Glades Work Camp	283	284	277	274	279	284	286	280	278	281	282	277
Gulf CI	0	0	69	91	144	288	296	290	323	433	603	566
Hamilton CI	819	848	808	766	744	686	724	719	695	669	643	702
Hamilton Work Camp	258	264	266	265	284	267	249	262	251	250	275	267
Hardee CI	1,082	1,056	1,061	1,083	1,088	1,064	1,079	1,081	1,086	1,097	1,092	1,086
Hendry CI	953	950	911	950	958	968	960	956	916	928	866	910
Hendry Work Camp	272	271	259	252	269	253	274	253	240	241	276	271
Hillsborough CI	320	323	321	310	309	329	322	333	328	326	331	327
Holmes CI	788	802	755	708	690	687	677	671	686	700	672	701
Indian River CI	234	251	244	258	248	261	268	269	242	240	260	258
Jackson CI	869	827	836	850	954	1,005	989	938	877	862	886	948
Jefferson CI	604	601	642	682	679	603	578	551	541	541	554	590
Lake CI	526	555	510	534	523	525	518	547	532	564	559	555
Lancaster CI	570	586	624	529	589	570	492	516	509	548	539	607

continued on next page

# Statistics

## MONTHLY INMATE POPULATION BY INSTITUTION (cont'd) (INMATE POPULATION ON JUNE 30, 1993)

	7/92	8/92	9/92	10/92	11/92	12/92	1/93	2/93	3/93	4/93	5/93	6/93
Lancaster Work Camp	206	152	156	138	228	242	251	209	230	234	188	207
Lawtey CI	701	732	689	769	802	783	770	752	762	790	789	796
Liberty CI	885	889	895	886	850	790	770	752	826	816	800	846
Madison CI	902	903	937	857	882	823	818	791	784	755	724	721
Madison Work Camp	231	283	259	256	292	266	277	261	235	244	255	258
Marion CI	1,090	1,124	1,090	1,096	1,113	1,124	1,121	1,118	1,103	1,105	1,108	1,111
Marion Work Camp	272	273	277	274	269	273	260	279	265	268	261	276
Martin CI	1,133	1,249	1,137	1,081	1,083	1,093	1,098	1,082	1,012	1,027	1,020	1,130
Martin Work Camp	192	200	196	205	227	254	256	246	227	261	253	260
Martin Drug Treatment	114	137	106	117	115	124	127	113	82	105	58	118
Mayo CI	637	668	650	606	602	564	548	565	554	546	593	621
Mental Health Institution	101	102	101	90	93	83	89	94	90	95	100	104
N. FL Reception Center-Hosp.	96	96	101	97	92	86	84	85	101	119	117	122
N. FL Reception Center	962	960	1,118	1,071	955	889	999	1,060	1,043	1,048	1,054	1,087
N. FL Reception Center-West	813	820	940	919	850	850	877	779	897	863	851	779
New River-Wests	812	818	823	805	795	774	808	745	683	683	662	695
New River-East	369	449	409	370	408	391	382	394	513	563	628	624
Okaloosa CI	664	625	636	612	589	598	632	626	649	650	652	674
Okaloosa Work Camp	229	220	232	228	274	274	256	257	261	268	267	245
Polk CI	972	960	973	952	955	962	948	952	939	842	868	913
Polk Work Camp	277	271	276	246	258	284	279	259	245	242	261	252
Putnam CI	422	419	437	418	431	395	393	400	378	389	389	390
River Junction CI	220	216	261	273	367	351	317	304	291	287	344	329
S. FL Reception Center	1,264	1,179	1,193	1,154	1,154	1,142	1,065	1,042	1,175	1,180	1,091	1,112
S. FL Reception Center-S Unit	568	783	643	453	559	754	763	778	796	763	918	832
Sumter CI	789	787	793	777	796	788	801	791	782	801	788	791
Sumter-BTU	67	79	74	85	84	96	86	74	87	66	88	74
Sumter Work Camp	254	251	263	248	286	279	264	255	260	269	271	259
Tomoka CI	1,126	1,080	1,112	1,111	1,140	1,119	1,057	1,069	1,059	1,013	1,090	1,081
Tomoka Work Camp	281	289	287	289	288	266	282	289	271	273	284	279
Union CI	1,473	1,478	1,477	1,477	1,469	1,566	1,572	1,602	1,598	1,590	1,595	1,613
Union CI-Medical	27	30	26	25	28	17	30	21	29	25	21	25
Walton CI	883	913	892	876	829	796	800	817	795	787	755	786
Zephyrhills CI	536	544	555	525	540	552	538	545	535	537	538	559
DC Road Prisons	505	359	393	386	393	391	385	387	384	390	394	392
Vocational Training Centers	1,011	1,307	1,433	1,834	1,940	1,990	1,901	1,991	1,961	2,017	2,073	2,258
Community Correctional Centers	1,809	1,770	1,773	1,753	1,703	1,529	1,872	2,119	2,198	2,119	1,996	1,943
Contract Drug Houses	409	371	432	525	521	535	528	527	504	522	524	532
<b>Sub-Total</b>	<b>47,471</b>	<b>47,294</b>	<b>47,658</b>	<b>47,635</b>	<b>48,235</b>	<b>48,278</b>	<b>48,374</b>	<b>48,761</b>	<b>48,928</b>	<b>49,272</b>	<b>49,684</b>	<b>50,529</b>
Transients	15	94	58	15	93	24	13	8	53	26	49	74
<b>TOTAL</b>	<b>47,486</b>	<b>47,388</b>	<b>47,716</b>	<b>47,650</b>	<b>48,328</b>	<b>48,302</b>	<b>48,387</b>	<b>48,769</b>	<b>48,981</b>	<b>49,298</b>	<b>49,733</b>	<b>50,603</b>

# Statistics

## COUNTY OF COMMITMENT (INMATE POPULATION ON JUNE 30, 1993)

County	White Males	White Females	Black Males	Black Females	Other Males	Data Unavailable	Total	Percent
Alachua	171	6	553	35	2		767	15
Baker	29	1	33	0	0		63	.1
Bay	335	21	280	19	6		661	13
Bradford	46	2	58	3	0		109	.2
Brevard	520	28	578	41	12		1,179	24
Broward	1,848	116	3,270	173	27		5,434	10.9
Calhoun	18	0	15	2	1		36	.1
Charlotte	90	7	45	3	3		148	.3
Citrus	107	1	17	2	2		129	.3
Clay	99	3	85	2	3		192	.4
Collier	229	8	115	11	6		369	.7
Columbia	101	6	149	16	1		273	.5
Dade	2,243	103	4,251	176	155		6,928	13.8
DeSoto	45	3	73	5	13		139	.3
Dixie	37	1	22	3	0		63	.1
Duval	801	25	2,229	63	23		3,141	6.3
Escambia	543	24	945	49	11		1,572	3.1
Flagler	32	2	24	0	3		61	.1
Franklin	22	1	13	0	0		36	.1
Gadsden	25	0	242	2	2		271	.5
Gilchrist	12	1	1	0	0		14	.0
Glades	6	0	10	1	0		17	.0
Gulf	19	0	18	0	0		37	.1
Hamilton	21	0	32	0	3		56	.1
Hardee	43	1	44	4	12		104	.2
Hendry	26	4	37	1	6		74	.1
Hernando	143	10	77	7	1		238	.5
Highlands	93	3	122	6	8		232	.5
Hillsborough	1,822	128	2,917	191	277		5,335	10.7
Holmes	29	2	8	2	0		41	.1
Indian River	123	7	193	9	5		337	.7
Jackson	66	3	107	2	2		180	.4
Jefferson	12	2	71	5	0		90	.2
Lafayette	11	2	7	0	0		20	.0
Lake	187	13	218	9	5		432	.9

continued on next page

# Statistics

## COUNTY OF COMMITMENT (cont'd) (INMATE POPULATION ON JUNE 30, 1993)

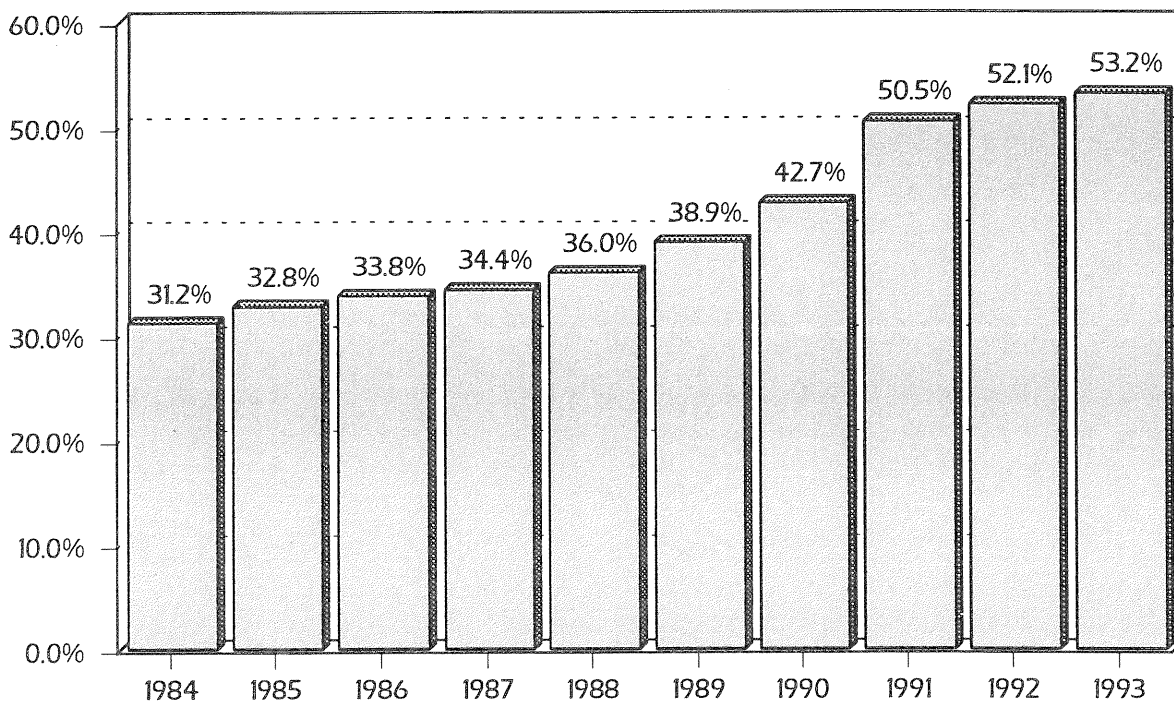
County	White Males	White Females	Black Males	Black Females	Other Males	Data Unavailable	Total	Percent
Lee	304	19	390	17	27		757	1.5
Leon	179	8	650	29	5		871	1.7
Levy	29	1	35	1	0		66	.1
Liberty	17	0	6	0	0		23	.0
Madison	17	0	72	1	1		91	.2
Manatee	265	14	281	11	7		578	1.2
Marion	312	20	379	31	7		749	1.5
Martin	112	6	180	22	7		327	.7
Monroe	280	17	168	17	13		495	1.0
Nassau	47	1	41	3	3		95	.2
Okaloosa	172	7	199	6	9		393	.8
Okeechobee	52	0	46	3	4		105	.2
Orange	1,095	57	1,845	118	86		3,201	6.4
Osceola	97	2	90	5	10		204	.4
Palm Beach	631	26	1,307	46	23		2,033	4.1
Pasco	511	21	120	13	14		679	1.4
Pinellas	1,565	94	1,901	141	34		3,735	7.4
Polk	980	69	1,061	82	32		2,224	4.4
Putnam	139	5	192	5	3		344	.7
St. Johns	126	1	141	6	6		280	.6
St. Lucie	186	4	522	30	8		750	1.5
Santa Rosa	128	4	25	2	3		162	.3
Sarasota	259	15	240	26	7		547	1.1
Seminole	259	7	291	14	6		577	1.2
Sumter	43	5	68	5	3		124	.2
Suwannee	58	3	92	4	1		158	.3
Taylor	37	3	81	7	0		128	.3
Union	26	0	22	0	1		49	.1
Volusia	573	27	672	46	11		1,329	2.6
Wakulla	36	2	15	0	0		53	.1
Walton	61	3	13	1	0		78	.2
Washington	29	2	30	2	1		64	.1
Data Unavailable	75	6	35	0	6	434	556	
<b>TOTAL</b>	<b>18,654</b>	<b>983</b>	<b>28,069</b>	<b>1,536</b>	<b>927</b>	<b>434</b>	<b>50,603</b>	<b>100.0</b>

# Statistics

## PRIOR COMMITMENTS TO THE FLORIDA DEPARTMENT OF CORRECTIONS (INMATE POPULATION ON JUNE 30, 1993)

Category	White Males	White Females	Black Males	Black Females	Other Males	Data Unavailable	Total	Percent	Cumulative Percent
None	10,912	712	10,448	751	647		23,470	46.8	46.8
1	3,957	166	7,007	387	167		11,684	23.3	70.1
2	2,049	65	5,026	234	71		7,445	14.8	84.9
3	983	32	2,973	105	31		4,124	8.2	93.1
4	445	6	1,589	30	8		2,078	4.1	97.2
5	208	1	645	24	2		880	1.8	99.0
6	62	1	233	3	1		300	.6	99.6
7	26	0	86	1	0		113	.2	99.8
8	8	0	39	1	0		48	.1	99.9
9+	2	0	16	0	0		18	.0	100.0
Data Unavailable	2	0	7	0	0	434	443		
<b>TOTAL</b>	<b>18,654</b>	<b>983</b>	<b>28,069</b>	<b>1,536</b>	<b>927</b>	<b>434</b>	<b>50,603</b>	<b>100.0</b>	<b>100.0</b>

**Percent of Inmate Population with  
Prior Commitments to Florida's Prison System  
On June 30, 1984-93**



# Statistics

## PRIMARY OFFENSES (INMATE POPULATION ON JUNE 30, 1993)

Category	White Males	White Females	Black Males	Black Females	Other Males	Data Unavailable	Total	Percent
<b>MURDER, MANSLAUGHTER</b>	<b>3,383</b>	<b>255</b>	<b>4,046</b>	<b>224</b>	<b>216</b>		<b>8,124</b>	<b>16.2</b>
-1st Degree Murder	1,717	97	1,857	66	107		3,844	7.7
-2nd Degree Murder	1,303	107	1,842	128	88		3,468	6.9
-3rd Degree Murder	20	7	60	2	0		89	.2
-Homicide, Other	42	3	17	0	2		64	.1
-Manslaughter	154	17	251	26	11		459	.9
-DUI Manslaughter	147	24	19	2	8		200	.4
<b>SEXUAL OFFENSES</b>	<b>3,494</b>	<b>31</b>	<b>1,966</b>	<b>8</b>	<b>115</b>		<b>5,614</b>	<b>11.2</b>
-Capital Sexual Battery	1,307	12	405	3	49		1,776	3.5
-Life Sexual Battery	541	3	657	2	19		1,222	2.4
-1st Degree Sexual Battery	660	7	444	1	15		1,127	2.2
-Other Sexual Battery Offenses	111	1	164	0	3		279	.6
-Lewd, Lascivious Behavior	875	8	296	2	29		1,210	2.4
<b>ROBBERY</b>	<b>2,113</b>	<b>58</b>	<b>5,719</b>	<b>155</b>	<b>108</b>		<b>8,153</b>	<b>16.3</b>
-Robbery with Weapon	1,301	27	3,824	79	70		5,301	10.6
-Robbery without Weapon	812	31	1,895	76	38		2,852	5.7
<b>VIOLENT PERSONAL OFFENSES</b>	<b>1,804</b>	<b>78</b>	<b>2,394</b>	<b>179</b>	<b>97</b>		<b>4,552</b>	<b>9.1</b>
-Aggravated Assault	188	2	258	20	8		476	.9
-Aggravated Battery	532	21	926	88	35		1,602	3.2
-Assault and Battery on LEO	282	25	389	42	20		758	1.5
-Other Battery Offenses	21	0	40	2	1		64	.1
-Resisting Arrest with Violence	111	9	126	9	4		259	.5
-Kidnapping	551	11	559	4	26		1,151	2.3
-Arson	63	2	66	4	3		138	.3
-Abuse of Children	40	6	19	10	0		75	.1
-Other Violent Offenses	16	2	11	0	0		29	.1
<b>BURGLARY</b>	<b>3,237</b>	<b>70</b>	<b>4,100</b>	<b>81</b>	<b>129</b>		<b>7,617</b>	<b>15.2</b>
-Burglary of Structure	861	7	1,408	15	32		2,323	4.6
-Burglary of Dwelling	1,369	44	1,524	48	46		3,031	6.0
-Armed Burglary	646	15	593	7	34		1,295	2.6
-Burglary with Assault	332	4	544	9	17		906	1.8
-Other Burglary Offenses	29	0	31	2	0		62	.1

continued on next page

1992-93 Annual Report



# Statistics

## PRIMARY OFFENSES (cont'd) (INMATE POPULATION ON JUNE 30, 1993)

Category	White Males	White Females	Black Males	Black Females	Other Males	Data Unavailable	Total	Percent
<b>THEFT, FORGERY, FRAUD</b>	<b>1,759</b>	<b>162</b>	<b>1,916</b>	<b>242</b>	<b>43</b>		<b>4,122</b>	<b>8.2</b>
-Grand Theft	404	42	418	93	10		967	1.9
-Grand Theft, Automobile	445	12	511	19	10		997	2.0
-Petit Theft, 3rd Conviction	44	4	156	48	0		252	.5
-Stolen Property	541	32	427	19	17		1,036	2.1
-Forgery, Uttering & Counterfeiting	189	42	166	42	4		443	.9
-Worthless Checks	55	21	34	7	1		118	.2
-Fraudulent Practices	81	9	204	14	1		309	.6
<b>DRUGS</b>	<b>1,987</b>	<b>290</b>	<b>6,859</b>	<b>598</b>	<b>180</b>		<b>9,914</b>	<b>19.8</b>
-Sale/Purchase/Manufacturing	520	95	4,321	351	35		5,322	10.6
-Trafficking	1,111	102	816	98	117		2,244	4.5
-Possession	356	93	1,722	149	28		2,348	4.7
<b>WEAPONS, ESCAPE</b>	<b>515</b>	<b>13</b>	<b>870</b>	<b>34</b>	<b>24</b>		<b>1,456</b>	<b>2.8</b>
-Escape	193	9	202	12	3		419	.8
-Carry Concealed Firearm	31	2	62	4	8		107	.2
-Possess Firearm or Any Weapon	197	2	456	11	10		676	1.3
-Shoot Into Dwelling or Vehicle	54	0	107	6	2		169	.3
-Other Weapons Offenses	40	0	43	1	1		85	.2
<b>OTHER OFFENSES</b>	<b>357</b>	<b>26</b>	<b>192</b>	<b>15</b>	<b>15</b>		<b>605</b>	<b>1.2</b>
-Failure to Stop After Accident	38	3	13	0	2		56	.1
-DUI, 4th Conviction	89	3	2	0	3		97	.2
-Cause Injury While DUI	31	6	2	0	0		39	.1
-Racketeering	33	4	22	2	6		67	.1
-Criminal Procedure Violation	60	2	68	4	1		135	.3
-Arson, Other	49	2	33	3	1		88	.2
-Kidnapping, Custody Offenses	7	2	1	1	0		11	.0
-Traffic, Other	4	0	0	0	0		4	.0
-Criminal Solicitation of Child	2	0	2	0	0		4	.0
-Store Hazardous Materials	0	0	1	0	0		1	.0
-Other Offenses	44	4	48	5	2		103	.2
Data Unavailable	5	0	7	0	0	434	446	
<b>TOTAL</b>	<b>18,654</b>	<b>983</b>	<b>28,069</b>	<b>1,536</b>	<b>927</b>	<b>434</b>	<b>50,603</b>	<b>100.0</b>

# Statistics

## SENTENCE LENGTH OF CURRENT COMMITMENT (INMATE POPULATION ON JUNE 30, 1993)

Category	White Males	White Females	Black Males	Black Females	Other Males	Data Unavailable	Total	Percent	Cumulative Percent
1 Year or Less	9	0	5	1	0		15	.0	.0
GT 1, LE 2 Yrs.*	726	93	1,110	162	38		2,129	4.2	4.2
GT 2, LE 3 Yrs.	1,585	174	2,700	292	82		4,833	9.6	13.8
GT 3, LE 4 Yrs.	1,343	91	2,434	190	81		4,139	8.3	22.1
GT 4, LE 5 Yrs.	2,161	133	3,630	254	87		6,265	12.5	34.6
GT 5, LE 6 Yrs.	751	28	1,675	92	47		2,593	5.2	39.8
GT 6, LE 7 Yrs.	933	49	1,807	91	55		2,935	5.9	45.7
GT 7, LE 8 Yrs.	429	13	801	28	19		1,290	2.6	48.3
GT 8, LE 9 Yrs.	619	15	1,132	48	31		1,845	3.7	52.0
GT 9, LE 10 Yrs.	1,187	65	1,837	79	34		3,202	6.4	58.4
GT 10, LE 12 Yrs.	868	40	1,358	47	46		2,359	4.7	63.1
GT 12, LE 15 Yrs.	1,685	90	1,823	94	102		3,794	7.5	70.6
GT 15, LE 24 Yrs.	1,207	39	1,697	34	68		3,045	6.1	76.7
GT 24, LE 30 Yrs.	1,497	36	2,041	48	79		3,701	7.4	84.1
GT 30, LE 40 Yrs.	441	9	558	8	19		1,035	2.1	86.2
GT 40, LE 50 Yrs.	93	1	121	2	2		219	.4	86.6
Over 50 Yrs.	486	12	740	8	18		1,264	2.5	89.1
Life	2,432	90	2,477	56	103		5,158	10.2	99.3
Death	200	4	119	2	16		341	.7	100.0
Data Unavailable	2	1	4	0	0	434	441		
<b>TOTAL</b>	<b>18,654</b>	<b>983</b>	<b>28,069</b>	<b>1,536</b>	<b>927</b>	<b>434</b>	<b>50,603</b>	<b>100.0</b>	<b>100.0</b>
Average	11.2	8.0	10.3	6.7	11.1		10.4		
Median	8.0	5.0	7.0	5.0	8.0		7.0		

\* GT - Greater than, LE - less than or equal to.

## CLASS OF FELONY OF PRIMARY OFFENSE (INMATE POPULATION ON JUNE 30, 1993)

Category	White Males	White Females	Black Males	Black Females	Other Males	Data Unavailable	Total	Percent
Capital	1,498	63	1,050	37	82		2,730	5.8
Life Felony	1,790	57	2,717	66	122		4,752	10.0
First Degree	5,822	296	7,877	406	343		14,744	31.1
Second Degree	5,359	256	9,733	549	230		16,127	34.1
Third Degree	3,148	291	4,970	443	127		8,979	19.0
Misdemeanor	1	0	4	0	0		5	.0
Data Unavailable	1,036	20	1,718	35	23	434	3,266	
<b>TOTAL</b>	<b>18,654</b>	<b>983</b>	<b>28,069</b>	<b>1,536</b>	<b>927</b>	<b>434</b>	<b>50,603</b>	<b>100.0</b>

# Statistics

## CURRENT INMATE AGE (INMATE POPULATION ON JUNE 30, 1993)

Category	White Males	White Females	Black Males	Black Females	Other Males	Data Unavailable	Total	Percent	Cumulative Percent
16 & Below	40	2	172	2	3		219	.4	.4
17	112	1	381	2	4		500	1.0	1.4
18	218	10	620	24	17		889	1.8	3.2
19	323	10	834	17	17		1,201	2.4	5.6
20	431	21	1,016	26	30		1,524	3.0	8.6
21	557	17	1,100	26	32		1,732	3.5	12.1
22	634	27	1,184	45	34		1,923	3.8	15.9
23	620	30	1,182	51	41		1,924	3.8	19.7
24	615	38	1,144	54	32		1,883	3.8	23.5
25 to 29	3,498	225	6,197	405	171		10,496	20.9	44.4
30 to 34	3,788	232	5,841	420	188		10,469	20.9	65.3
35 to 39	3,003	154	4,310	261	151		7,879	15.7	81.0
40 to 44	1,983	96	2,322	132	99		4,632	9.2	90.2
45 to 49	1,178	61	964	36	54		2,293	4.6	94.8
50 to 54	759	29	416	15	27		1,246	2.5	97.3
55 to 59	419	16	205	10	12		662	1.3	98.6
60 to 64	244	6	89	6	8		353	.7	99.3
65 to 69	124	5	59	3	7		198	.4	99.7
70 and Over	108	3	33	1	0		145	.3	100.0
<b>TOTAL</b>	<b>18,654</b>	<b>983</b>	<b>28,069</b>	<b>1,536</b>	<b>927</b>	<b>434</b>	<b>50,603</b>	<b>100.0</b>	<b>100.0</b>
<b>AVERAGE</b>	<b>34.0</b>	<b>33.4</b>	<b>30.6</b>	<b>31.5</b>	<b>32.8</b>		<b>32.0</b>		
<b>MEDIAN</b>	<b>32.0</b>	<b>32.0</b>	<b>30.0</b>	<b>31.0</b>	<b>32.0</b>		<b>31.0</b>		

## LENGTH OF RESIDENCE IN FLORIDA (INMATE POPULATION ON JUNE 30, 1993)

Category	White Males	White Females	Black Males	Black Females	Other Males	Data Unavailable	Total	Percent	Cumulative Percent
1 Year or Less	1,237	54	511	29	69		1,900	4.0	4.0
GT 1, LE 5 Years*	2,335	106	1,166	56	215		3,878	8.3	12.3
GT 5, LE 10 Years	2,380	131	1,217	60	229		4,017	8.6	20.9
GT 10, LE 20 Years	4,674	215	6,683	214	223		12,009	25.6	46.5
GT 20, LE 40 Years	6,221	379	15,831	1,011	116		23,558	50.2	96.7
Over 40 Years	559	25	954	62	10		1,610	3.3	100.0
Data Unavailable	1,248	73	1,707	104	65	434	3,631		
<b>TOTAL</b>	<b>18,654</b>	<b>983</b>	<b>28,069</b>	<b>1,536</b>	<b>927</b>	<b>434</b>	<b>50,603</b>	<b>100.0</b>	<b>100.0</b>

\* GT - Greater than, LE - less than or equal to.

## MANDATORY AND HABITUAL OFFENDER SENTENCES

(INMATE POPULATION ON JUNE 30, 1993)

Category	White Males	White Females	Black Males	Black Females	Other Males	Data Unavailable	Total	Percent
-Neither	12,770	708	15,554	1,000	530		30,562	60.9
-Mandatory Only	3,573	223	6,192	302	312		10,602	21.1
-Habitual Offender Only	2,109	50	5,633	218	76		8,086	16.1
-Both	202	2	690	16	9		919	1.8
<b>TOTAL</b>	<b>18,654</b>	<b>983</b>	<b>28,069</b>	<b>1,536</b>	<b>927</b>	<b>434</b>	<b>50,603</b>	<b>100.0</b>
Mandatory Sentence Type*	White Males	White Females	Black Males	Black Females	Other Males	Data Unavailable	Total	Percent
-Law Enforcement	74	2	74	6	8		164	1.4
-Drug Trafficking	1,097	103	784	90	119		2,193	19.0
-Drug Dealing in Schools/ Public Facilities	131	21	883	104	4		1,143	9.9
-Weapons	2,244	85	4,971	110	178		7,588	66.0
-Elderly Victim	11	2	18	5	0		36	0.3
-Other	218	12	152	3	12		397	3.4
<b>TOTAL</b>	<b>3,775</b>	<b>225</b>	<b>6,882</b>	<b>318</b>	<b>321</b>		<b>11,521</b>	<b>100.0</b>
Habitual Offender Type	White Males	White Females	Black Males	Black Females	Other Males	Data Unavailable	Total	Percent
-Habitual	2,118	51	5,627	227	71		8,094	89.9
-Violent Habitual	161	1	607	7	12		788	8.7
-Both	32	0	89	0	2		123	1.4
<b>TOTAL</b>	<b>2,311</b>	<b>52</b>	<b>6,323</b>	<b>234</b>	<b>85</b>		<b>9,005</b>	<b>100.0</b>

\* Some offenders have more than one type of mandatory sentence.

## MEDICAL GRADE CLASSIFICATION

(INMATE POPULATION ON JUNE 30, 1993)

Category	White Males	White Females	Black Males	Black Females	Other Males	Data Unavailable	Total	Percent
-Unrestricted	8,139	421	14,706	846	399		24,511	62.4
-Minimum	3,900	172	6,503	214	175		10,964	27.9
-Moderate	1,560	130	1,513	169	56		3,428	8.7
-Severe	193	9	128	13	6		349	.9
-Data Unavailable	4,862	251	5,219	294	291	434	11,351	
<b>TOTAL</b>	<b>18,654</b>	<b>983</b>	<b>28,069</b>	<b>1,536</b>	<b>927</b>	<b>434</b>	<b>50,603</b>	<b>100.0</b>

\* Medical grades are assigned to inmates by health care professionals based primarily on general physical stamina, mental health, and functional capacity.

# Statistics

## USE OF ALCOHOL AND/OR NARCOTICS (INMATE POPULATION ON JUNE 30, 1993)

Category	White Males	White Females	Black Males	Black Females	Other Males	Data Unavailable	Total	Percent
No Drugs/Alcohol	4,672	294	8,152	412	280		13,810	28.1
Light Alcohol Only	3,215	40	5,012	51	227		8,545	17.4
Heavy Alcohol Only	2,512	66	1,559	53	101		4,291	8.7
Light Narcotics Only	533	122	1,261	222	19		2,157	4.4
Heavy Narcotics Only	1,271	254	2,565	489	41		4,620	9.4
Light Alcohol/ Light Narcotics	1,544	82	2,889	132	63		4,710	9.6
Light Alcohol/ Heavy Narcotics	1,368	76	2,774	101	56		4,375	8.9
Heavy Alcohol/ Light Narcotics	688	5	510	6	10		1,219	2.5
Heavy Alcohol/ Heavy Narcotics	2,476	42	2,744	63	107		5,432	11.0
Data Unavailable	375	2	603	7	23	434	1,444	
<b>TOTAL</b>	<b>18,654</b>	<b>983</b>	<b>28,069</b>	<b>1,536</b>	<b>927</b>	<b>434</b>	<b>50,603</b>	<b>100.0</b>

## EDUCATION CLAIMED (INMATE POPULATION ON JUNE 30, 1993)

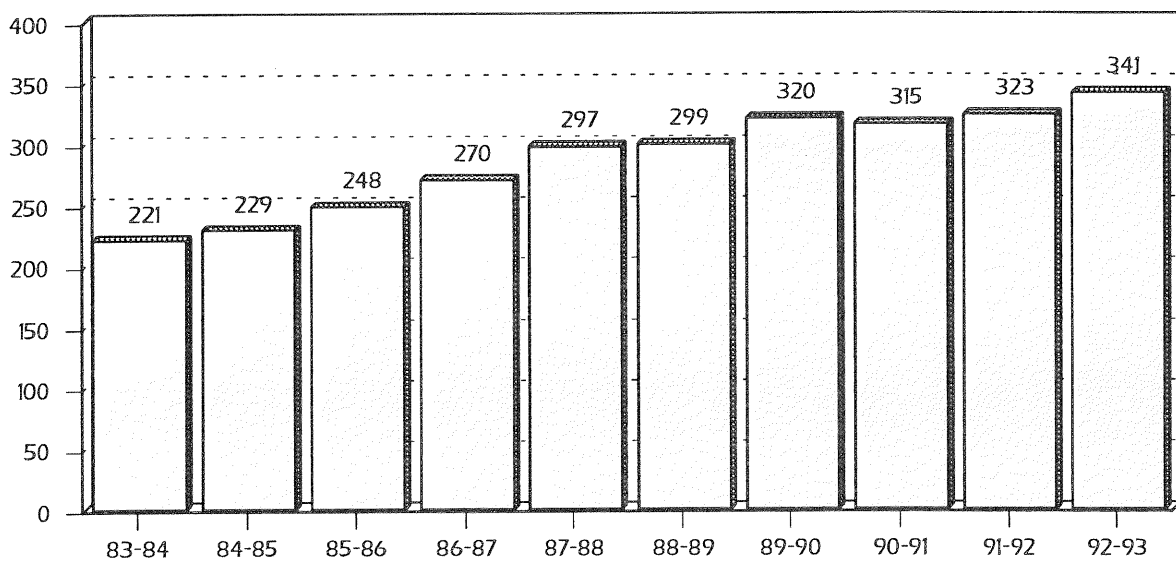
Category	White Males	White Females	Black Males	Black Females	Other Males	Data Unavailable	Total	Percent	Cumulative Percent
Elementary	849	19	712	37	134		1,751	3.8	3.8
Middle School	2,609	139	2,560	135	146		5,589	12.1	15.9
Ninth Grade	2,453	144	3,685	214	137		6,633	14.4	30.3
Tenth Grade	2,486	131	5,458	291	111		8,477	18.4	48.7
Eleventh Grade	1,844	268	5,947	502	74		8,635	18.7	67.4
Twelfth Grade	4,675	143	5,941	174	139		11,072	24.0	91.4
College 1-2	1,579	33	1,284	33	57		2,986	6.5	97.9
College 3-4	491	18	323	10	14		856	1.9	99.8
Post Graduate	123	3	37	2	3		168	.4	100.0
Data Unavailable	1,545	85	2,122	138	112	434	4,436		
<b>TOTAL</b>	<b>18,654</b>	<b>983</b>	<b>28,069</b>	<b>1,536</b>	<b>927</b>	<b>434</b>	<b>50,603</b>	<b>100.0</b>	<b>100.0</b>
Average	10.5	10.3	10.4	10.3	9.3		10.4		
Median	11.0	11.0	11.0	11.0	9.0		11.0		

# Statistics

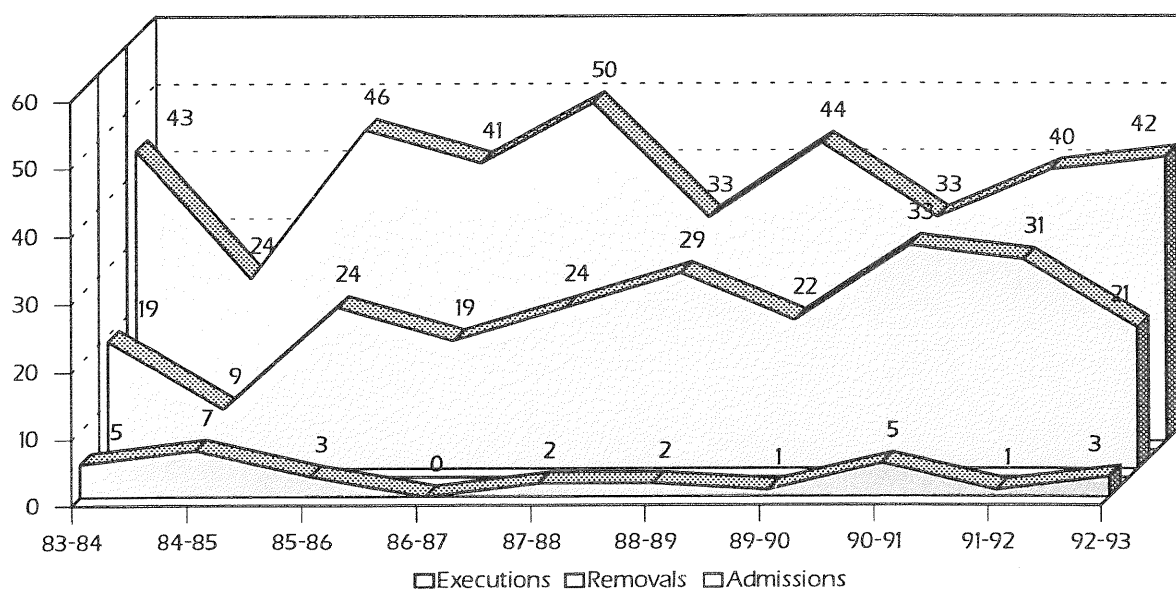
The state of Florida was given the authority to execute inmates by the 1923 Legislature, and the following year Frank Johnson was the first inmate ever executed by the state. Male inmates under sentence of death are housed at Union Correctional Institution at Raiford or Florida State Prison in Starke, and female inmates reside at Broward C.I. in Pembroke Pines. The sole method of execution in Florida is the electric chair. The executioner is an anonymous, private citizen who is paid \$150 per execution.

This section details the death row population over the last 10 years, the most frequent counties of conviction and the nature of additions and removals from death row.

## Death Row Population at the end of each Fiscal Year



## Additions and Removals from Death Row FY 1983-84 to FY 1992-93

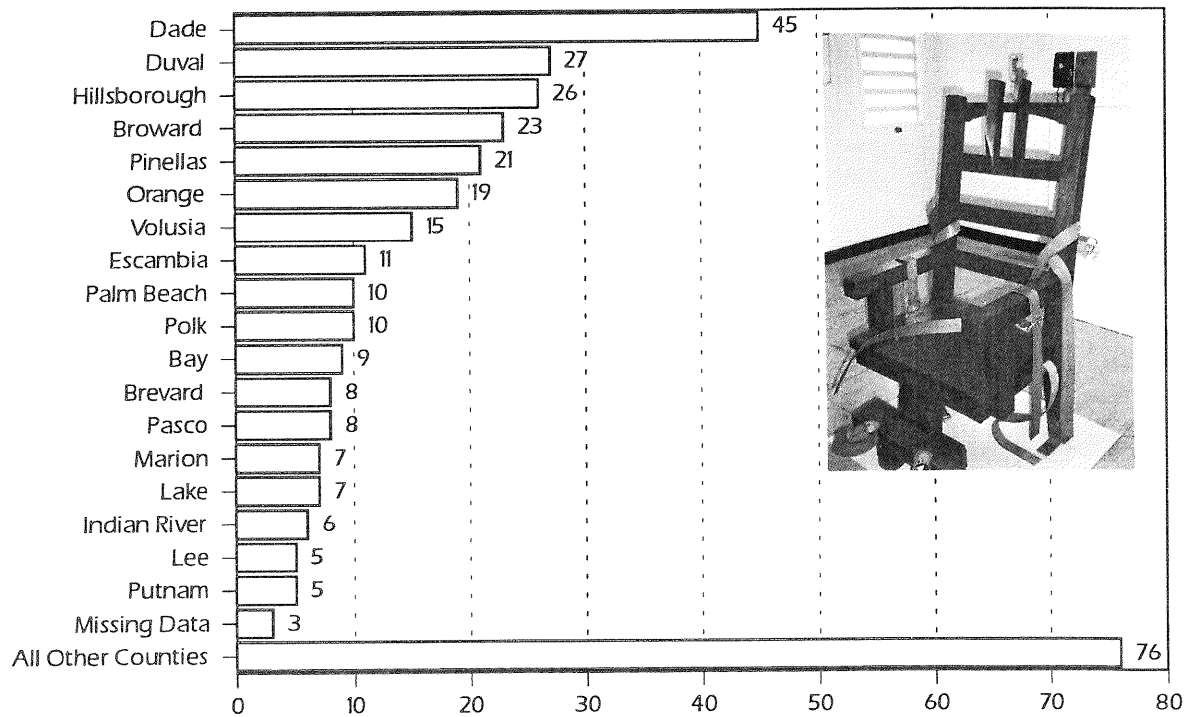


# Statistics

## GENDER AND RACE OF DEATH ROW INMATES JUNE 30th

	1983/84	1984/85	1985/86	1986/87	1987/88	1988/89	1989/90	1990/91	1991/92	1992/93
<b>GENDER</b>										
Males	220	228	246	266	292	295	317	312	318	335
Females	1	1	2	4	5	4	3	3	5	6
<b>RACE</b>										
Black	89	87	89	99	107	106	115	113	115	121
White	131	141	158	167	183	183	190	186	192	204
Other	1	1	1	4	7	10	15	16	16	16
<b>RACE/GENDER</b>										
White Males	131	141	157	164	179	180	188	184	189	200
Black Males	89	87	88	98	106	105	114	112	113	119
Other Males	1	1	1	4	7	10	15	16	16	16
White Females	0	0	1	3	4	3	2	2	3	4
Black Females	0	0	1	1	1	1	1	1	2	2
<b>TOTAL</b>	<b>221</b>	<b>229</b>	<b>248</b>	<b>270</b>	<b>297</b>	<b>299</b>	<b>320</b>	<b>315</b>	<b>323</b>	<b>341</b>

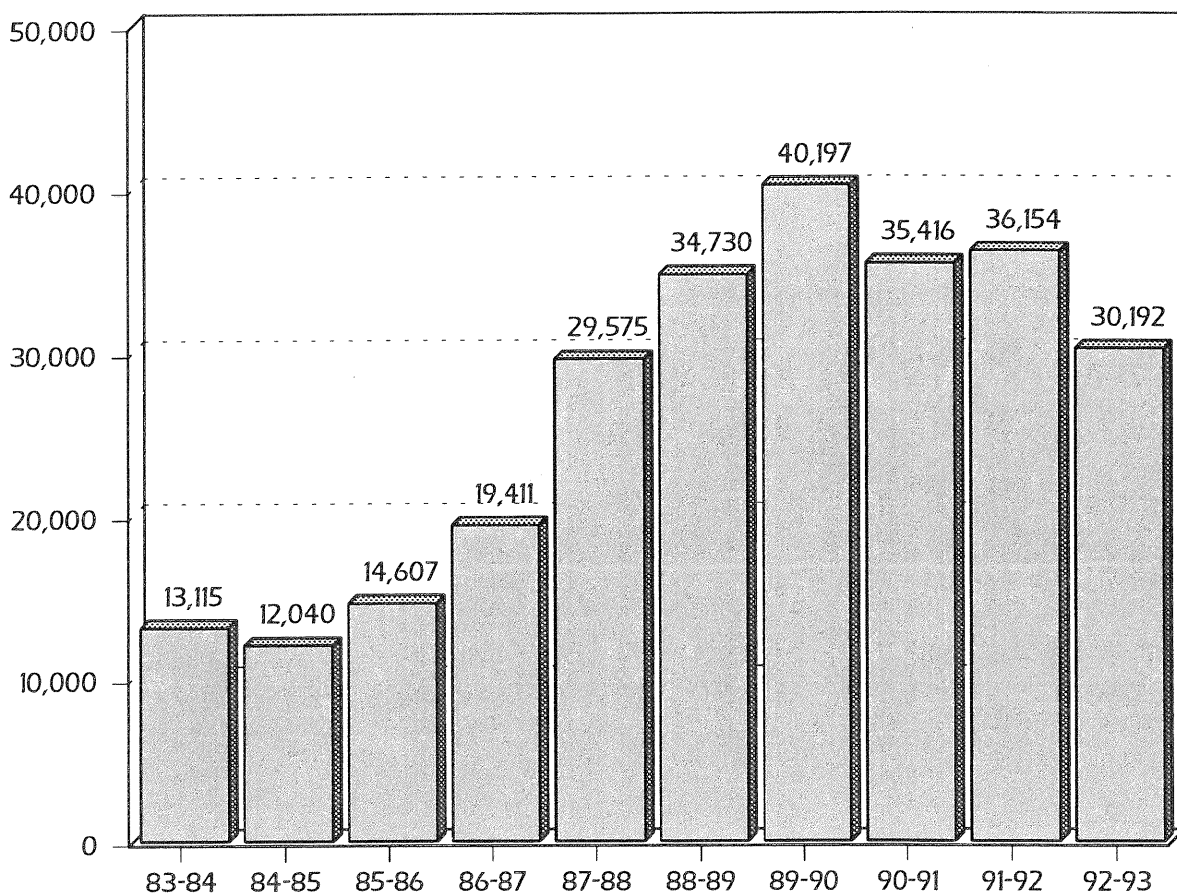
## County of Conviction for Inmates on Death Row June 30, 1993



This section includes statistics on the number of inmates who were released from the Florida prison system during the period from July 1, 1992 through June 30, 1993.

Releases are grouped into two broad categories: "Releases" and "Temporary Releases." Releases are those whose term of incarceration has been completed. Temporary releases are those who have not completed their sentence and will return to an institution.

**Inmate Releases**  
FY 1983-84 to 1992-93





# Statistics

# INMATE RELEASES

## INMATE RELEASES AND TRANSFERS (FY 1992-93)

RELEASES	7/92	8/92	9/92	10/92	11/92	12/92	1/93	2/93	3/93	4/93	5/93	6/93	Total
Expiration of Sentence	521	295	416	530	275	550	238	404	397	514	265	386	4,791
Release to Probation	176	96	142	198	84	186	103	143	172	198	83	157	1,738
Provisional Release Supervision	87	47	48	64	24	59	15	29	25	39	17	13	467
Control Release w/o Supervision	404	461	317	382	233	352	307	289	341	204	229	173	3,692
Control Release w/ Supervision	1,378	1,553	1,535	1,687	1,035	1,452	1,393	1,252	1,611	1,207	1,382	1,173	16,658
Parole	12	16	15	10	19	19	19	20	13	18	12	19	192
Conditional Release	184	71	111	165	71	200	73	136	124	190	88	138	1,551
Supervised Community Release	70	53	50	66	64	55	57	67	71	53	51	50	707
Death	12	15	11	7	10	12	8	11	11	15	18	11	141
Interstate Compact	19	7	8	4	2	3	1	1	3	2	4	1	55
Provisional Release Reinstated	2	0	0	0	0	1	0	1	0	2	0	1	7
Conditional Release Reinstated	9	11	20	19	9	13	13	16	16	20	6	13	165
Parole Reinstated	10	2	1	3	2	1	0	0	4	1	2	2	28
Release Sub-Total	2,884	2,627	2,674	3,135	1,828	2,903	2,227	2,369	2,788	2,463	2,157	2,137	30,192

TEMPORARY RELEASES	7/92	8/92	9/92	10/92	11/92	12/92	1/93	2/93	3/93	04/93	5/93	6/93	Total
Out to Court	551	498	568	576	457	565	560	565	651	579	523	552	6,645
Escapes	14	21	14	20	12	15	22	12	24	23	18	32	227
Other Releases	62	45	63	63	55	50	64	67	61	64	59	65	718
Temporary Release Sub-Total	627	564	645	659	524	630	646	644	736	666	600	649	7,590
Total Release/Temporary Release	3,511	3,191	3,319	3,794	2,352	3,533	2,873	3,013	3,524	3,129	2,757	2,786	37,782

TRANSFERS ACROSS INSTITUTIONS	7/92	8/92	9/92	10/92	11/92	12/92	1/93	2/93	3/93	4/93	5/93	6/93	Total
Received From	9,130	9,800	9,463	10,077	8,257	10,386	8,651	9,021	10,423	10,083	9,139	10,614	115,044
Transferred To	9,089	9,025	9,589	9,894	8,140	10,378	8,619	8,868	10,473	9,883	8,960	10,648	113,566

# Statistics

## The Varieties of Community Supervision in the Florida Department of Corrections

### I. Court Originated Sanctions

#### Probation

A court-ordered term of community supervision under specified conditions for a set period of time not to exceed the maximum sentence for the offense of conviction, which may be either a felony or a felony reduced to a misdemeanor.

#### Community Control

Intensive court-ordered supervision in lieu of prison involving quasi-confinement of convicted felons to their homes with numerous monthly contacts by officers having restricted caseloads. At the direction of the court or election by the Department, Community Control may involve electronic monitoring of offenders.

#### Pretrial Intervention

A supervision program intended to divert persons charged with any non-violent felony of the third degree from further prosecution and possible adjudication of guilt. Approval of the program administrator, the state attorney, the judge, and the victim allow the charged person to enter Pretrial Supervision, the successful completion of which results in a dismissal of charges.

#### Drug Offender Probation

An intensive, treatment-oriented form of supervision administered by officers with restricted caseloads for offenders with chronic substance abuse problems and convictions on drug offenses.

#### Administrative Probation

A non-contact supervision program for low risk offenders requiring only compliance with all laws.

### II. Supervision as a Condition for Early Prison Release

#### Parole

At the discretion of the Florida Parole Commission, a conditional extension to the community of the limits of confinement for inmates whose prison terms resulted from convictions occurring prior to the advent of Florida's Sentencing Guidelines in October 1983.

#### Conditional Release

For certain violent and chronic offenders perpetrating their crimes on or after October 1, 1988, a prison release supervision program whose terms and conditions are set by the Florida Parole Commission. The maximum term of supervision cannot exceed the inmate's prison sentence.

#### Control Release

Created to maintain the state's prison population within its mandated capacity, Control Release is managed by the Control Release Authority (CRA), made up of the members of the Parole Commission. The CRA uses a system of uniform criteria to determine the number and types of inmates released to supervision prior to the expiration of their sentences. Inmates convicted of crimes occurring on or after October 1, 1983, are eligible, with the exception of habitual offenders, sex

# Statistics

offenders, offenders committing crimes against a law enforcement officer, and offenders serving minimum mandatory sentences. Supervision time cannot exceed the inmate's prison sentence.

## **Administrative Control Release**

As an option effective May 25, 1992, the Control Release Authority may, at its discretion, waive supervision contacts and require only that inmates placed on Control Release live within the law.

## **Provisional Release**

Currently being phased out, this early release program is designed to maintain the prison population within lawful capacity. Based on the Department's award of sentence-reducing Provisional Release Credits according to uniform criteria, eligible inmates are released to supervision in the community, usually for a term of 30-90 days.

## **Supervised Community Release**

A release program, at the discretion of the Department, for selected inmates who are within 90 days of release from a prison term for an offense occurring before July 1, 1988, or later than that date if no Provisional Credits have been earned.

## **Conditional Medical Release**

Upon recommendation by the Department, the Florida Parole Commission may release under conditions at its discretion any inmate judged to be physically incapacitated or terminally ill.

## **III. Other Supervision**

Upon request, the Department may supervise offenders subject to parole or work release from a county jail.

❖ *For purposes of statistical reporting in most of the pages that follow, supervision types will be grouped into eight categories:*

- 1. Probation, which includes felony, misdemeanor, and administrative cases.*
- 2. Community Control, whether under court or Florida Parole Commission jurisdiction.*
- 3. Pretrial Intervention*
- 4. Control Release, whether regular or administrative.*
- 5. Parole*
- 6. Conditional Release*
- 7. Drug Offender Probation*
- 8. Other, including Provisional Release, Supervised Community Release, Conditional Medical Release, and county-level supervision performed by the Department.*


## Duties of Probation and Parole Services

In addition to supervising offenders, Probation and Parole Services performs a number of related duties, which include collecting court-ordered payments from offenders, conducting drug tests, and preparing offender investigations.

### COURT-ORDERED PAYMENTS COLLECTED OVER THE PAST THREE YEARS

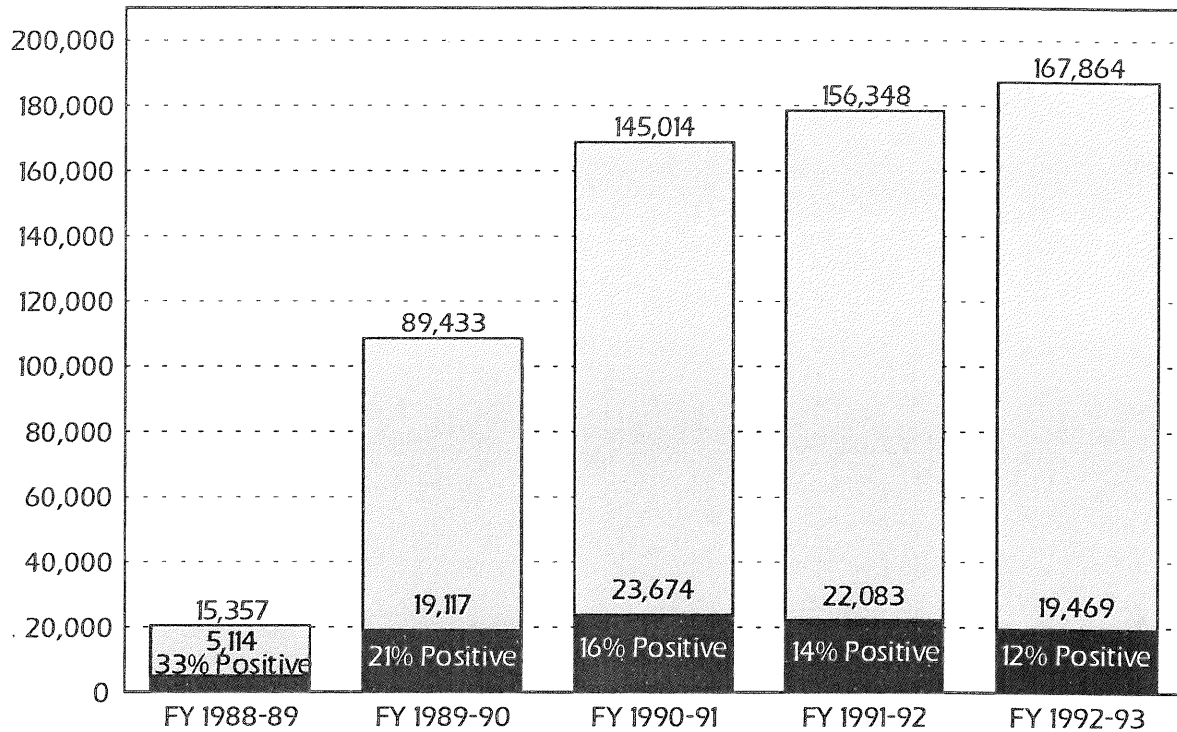
	Cost of Supervision	Victim Restitution	Fines and Court Costs	TOTAL
FY 1990-91	\$20,738,454	\$18,187,957	\$7,982,568	\$46,908,979
FY 1991-92	\$20,409,668	\$17,892,787	\$8,552,383	\$46,854,838
FY 1992-93	\$20,135,584	\$18,092,534	\$8,522,615	\$46,750,733

### Payments Collected During FY 1992-93

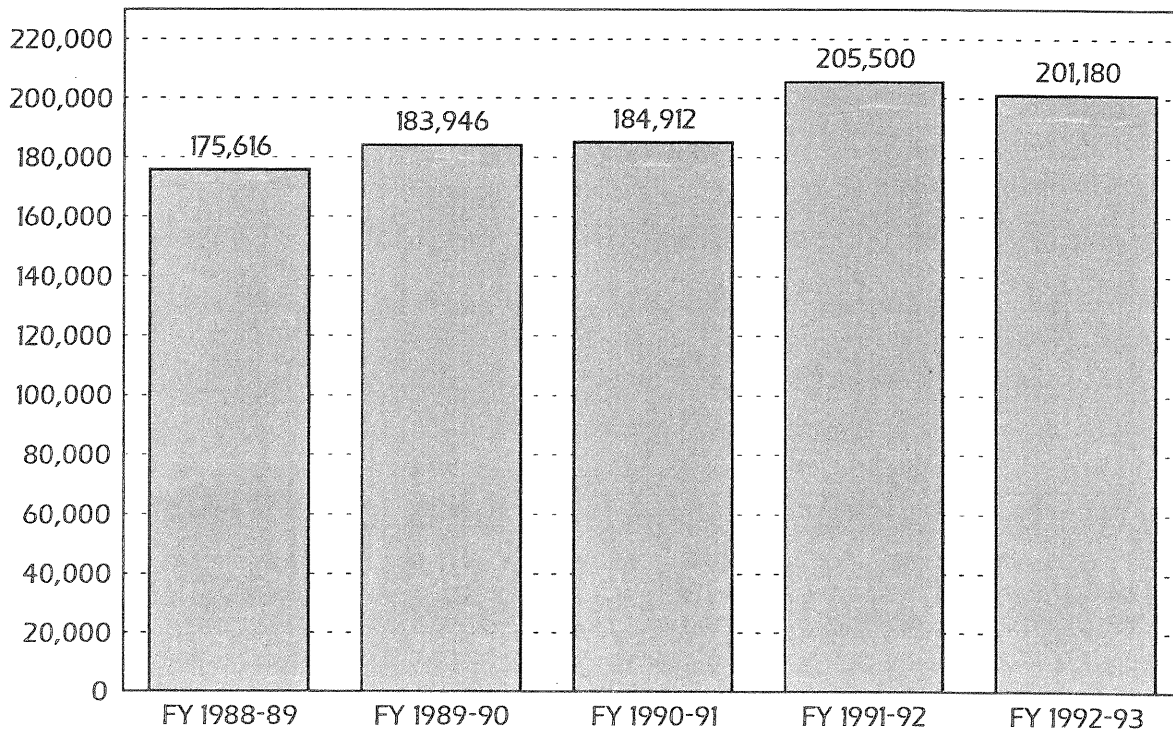


# Statistics

## Total Statewide Drug Tests Over the Past Five Years



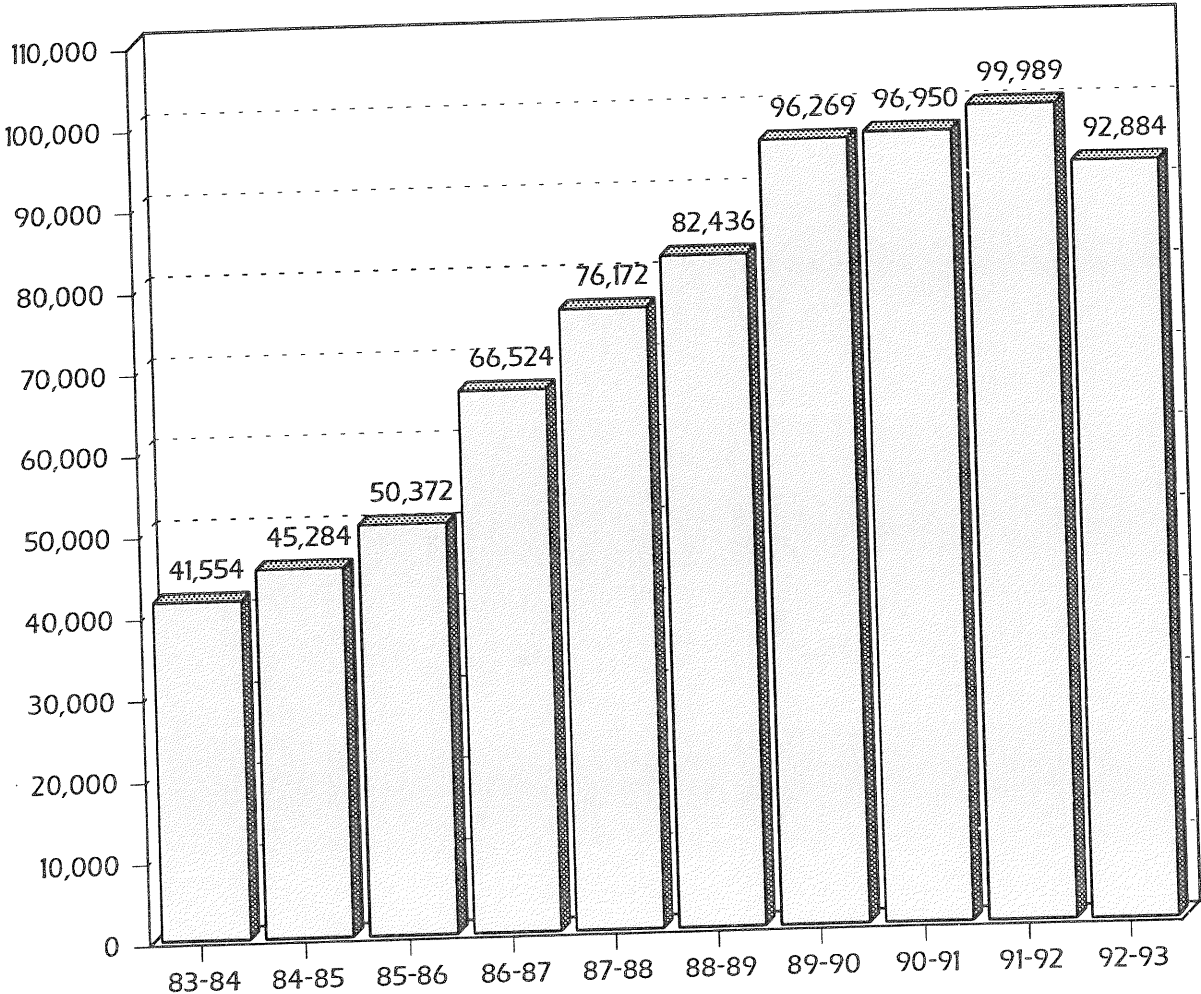
## Investigations Conducted Over the Past Five Years



## Community Supervision Admissions

The supervision admission population consists of all offenders beginning supervision through specific court placement or by other assignment to a community-based program as a condition of prison release.

### Admissions to Community Supervision FY 1983-84 to FY 1992-93



# Statistics

## SUPERVISION ADMISSIONS BY MONTH FOR FY 1992-93

Category	7/92	8/92	9/92	10/92	11/92	12/92	1/93	2/93	3/93	4/93	5/93	6/93	Total	Percent
Felony Probation	4,603	3,956	4,259	4,415	3,933	3,870	3,877	3,956	4,534	4,272	3,738	4,007	49,420	53.2
Misdemeanor Probation	141	121	135	137	132	96	117	121	109	109	88	89	1,395	1.5
Parole--State	83	98	118	90	110	101	87	109	91	105	91	108	1,191	1.3
Parole--County	0	0	0	0	1	0	0	0	0	1	1	0	3	.0
County Work Release	0	1	0	1	2	1	0	0	0	1	0	0	6	.0
Pretrial Intervention	545	491	447	506	425	465	527	578	607	556	536	562	6,245	6.7
Community Control	1,337	1,162	1,269	1,362	1,199	1,176	1,262	1,273	1,462	1,449	1,182	1,249	15,382	16.6
Community Control--Parole	1	0	2	0	0	1	1	0	0	2	0	1	8	.0
Administrative Probation	25	28	30	25	22	38	30	27	6	17	32	31	311	.3
Supervised Community Release	67	53	44	64	61	53	54	63	67	47	49	45	667	.7
Provisional Release	79	38	43	58	23	55	11	25	24	39	11	12	418	.5
Conditional Release	176	66	109	164	64	191	65	132	122	183	87	132	1,491	1.6
Control Release	894	949	1,049	1,078	638	917	849	780	978	754	882	725	10,493	11.3
Drug Offender Probation	243	219	225	285	217	239	237	301	310	273	247	237	3,033	3.3
Administrative Control Release	181	266	185	278	204	268	260	223	305	216	238	192	2,816	3.0
Conditional Medical Release	0	0	0	0	0	0	0	2	0	0	0	3	5	.0
<b>TOTAL</b>	<b>8,375</b>	<b>7,448</b>	<b>7,915</b>	<b>8,463</b>	<b>7,031</b>	<b>7,471</b>	<b>7,377</b>	<b>7,590</b>	<b>8,615</b>	<b>8,024</b>	<b>7,182</b>	<b>7,393</b>	<b>92,884</b>	<b>100.0</b>

# Statistics

## RACE/GENDER (SUPERVISION ADMISSIONS FOR FY 1992-93)

Category	Probation	Community Control	Pretrial Intervention	Control Release	Parole	Drug Offender Probation	Conditional Release	Other	Total	Percent
White Male	25,958	7,199	3,403	4,630	644	1,200	357	459	43,850	47.2
White Female	5,430	1,330	1,433	560	61	363	13	45	9,235	9.9
Black Male	14,733	5,438	792	7,025	353	1,070	1,052	528	30,991	33.4
Black Female	3,860	1,247	560	916	18	375	56	51	7,083	7.6
Other Male	1,006	164	45	176	103	19	13	16	1,542	1.7
Other Female	122	8	12	1	12	4	0	0	159	.2
Data Unavailable	17	4	0	1	0	2	0	0	24	
<b>TOTAL</b>	<b>51,126</b>	<b>15,390</b>	<b>6,245</b>	<b>13,309</b>	<b>1,191</b>	<b>3,033</b>	<b>1,491</b>	<b>1,099</b>	<b>92,884</b>	<b>100.0</b>

## ETHNICITY (SUPERVISION ADMISSIONS FOR FY 1992-93)

Category	Probation	Community Control	Pretrial Intervention	Control Release	Parole	Drug Offender Probation	Conditional Release	Other	Total	Percent
Hispanic	4,102	845	232	562	118	70	49	75	6,053	7.2
Non-Hispanic	42,171	13,644	3,841	12,712	894	2,670	1,440	1,017	78,389	92.8
Data Unavailable	4,853	901	2,172	35	179	293	2	7	8,442	
<b>TOTAL</b>	<b>51,126</b>	<b>15,390</b>	<b>6,245</b>	<b>13,309</b>	<b>1,191</b>	<b>3,033</b>	<b>1,491</b>	<b>1,099</b>	<b>92,884</b>	<b>100.0</b>

## CASE ORIGIN (SUPERVISION ADMISSIONS FOR FY 1992-93)

Category	Probation	Community Control	Pretrial Intervention	Control Release	Parole	Drug Offender Probation	Conditional Release	Other	Total	Percent
Out of State	2,077	7	14	0	878	1	0	1	2,978	3.3
Florida	47,952	15,091	6,142	13,306	276	2,960	1,488	1,097	88,312	96.7
Data Unavailable	1,097	292	89	3	37	72	3	1	1,594	
<b>TOTAL</b>	<b>51,126</b>	<b>15,390</b>	<b>6,245</b>	<b>13,309</b>	<b>1,191</b>	<b>3,033</b>	<b>1,491</b>	<b>1,099</b>	<b>92,884</b>	<b>100.0</b>

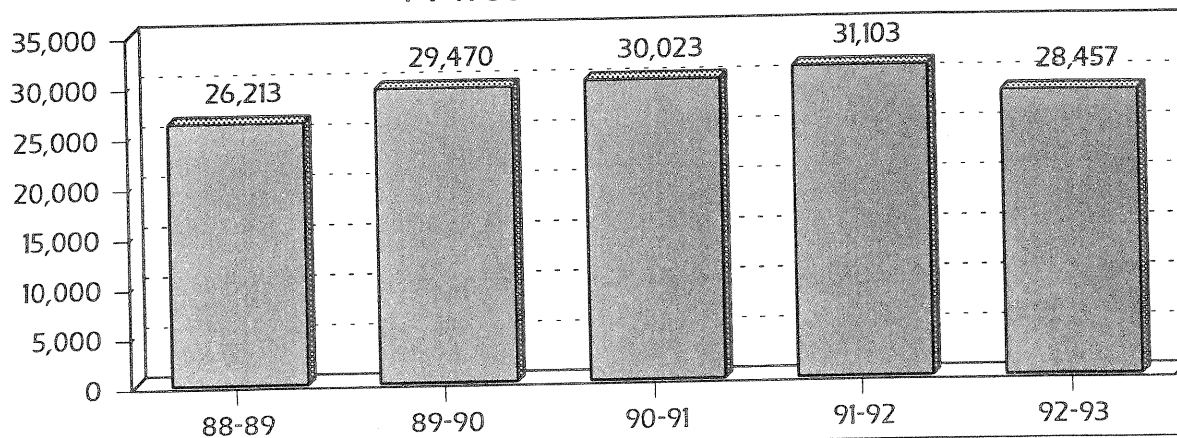


# Statistics

## AGE AT ADMISSION (SUPERVISION ADMISSIONS FOR FY 1992-93)

Category	Probation	Community Control	Pretrial Intervention	Control Release	Parole	Drug Offender Probation	Conditional Release	Other	Total	Percent	Cum. Pct.
16 and Below	293	166	7	40	0	2	0	0	508	.5	.5
17	690	342	26	117	2	13	0	2	1,192	1.3	1.8
18	2,507	711	565	273	4	75	1	11	4,147	4.5	6.3
19	2,925	814	665	461	12	87	2	18	4,984	5.4	11.7
20	2,676	804	536	502	21	120	15	38	4,712	5.1	16.7
21	2,581	789	378	644	38	103	39	44	4,616	5.0	21.7
22	2,452	773	332	619	39	131	40	34	4,420	4.8	26.5
23	2,099	645	284	583	38	124	66	39	3,878	4.2	30.7
24	2,026	633	259	579	45	116	46	41	3,745	4.0	34.7
25 to 29	9,650	3,141	917	3,150	229	693	433	253	18,466	19.9	54.6
30 to 34	8,754	2,828	756	2,936	242	682	363	273	16,834	18.1	72.7
35 to 39	6,213	1,860	537	1,889	212	510	275	175	11,671	12.6	85.3
40 to 44	3,759	926	376	897	148	247	115	94	6,562	7.1	92.4
45 to 49	2,003	446	257	378	69	75	50	37	3,315	3.6	95.9
50 to 54	1,084	221	143	152	50	30	31	23	1,734	1.9	97.8
55 to 59	610	127	84	50	24	13	7	12	927	1.0	98.8
60 to 64	373	72	65	27	10	8	5	1	561	.6	99.4
65 to 69	219	43	25	7	5	0	3	3	305	.3	99.7
70 and Over	174	41	24	5	2	0	0	1	247	.3	100.0
Data Unavail.	38	8	9	0	1	4	0	0	60		
<b>TOTAL</b>	<b>51,126</b>	<b>15,390</b>	<b>6,245</b>	<b>13,309</b>	<b>1,191</b>	<b>3,033</b>	<b>1,491</b>	<b>1,099</b>	<b>92,884</b>	<b>100.0</b>	<b>100.0</b>
<b>AVERAGE</b>	31.0	30.1	29.3	30.4	35.4	31.8	32.5	32.1	30.7		
<b>MEDIAN</b>	28.8	28.2	25.3	29.6	33.3	30.3	31.2	31.2	28.9		
<b>MODE</b>	25-29	25-29	25-29	25-29	30-34	25-29	25-29	30-34	25-29		

## Admissions of Offenders Under Age 24 FY 1988-89 to FY 1992-93



# Statistics

## COUNTY OF CONVICTION (SUPERVISION ADMISSIONS FOR FY 1992-93)

County	Probation	Community Control	Pretrial Intervention	Control Release	Parole	Drug Offender Probation	Conditional Release	Other	Total	Percent
Alachua	649	154	277	214	3	100	55	10	1,462	1.6
Baker	54	28	3	9	0	5	2	0	101	.1
Bay	667	303	135	164	4	0	14	12	1,299	1.4
Bradford	82	21	33	28	0	0	10	1	175	.2
Brevard	1,053	472	156	325	2	27	21	33	2,089	2.3
Broward	6,080	1,624	145	1,998	27	503	181	151	10,709	11.7
Calhoun	64	20	6	3	0	0	0	0	93	.1
Charlotte	207	84	0	22	0	0	1	1	315	.3
Citrus	230	66	104	17	3	9	4	3	436	.5
Clay	179	43	106	71	0	28	4	5	436	.5
Collier	602	206	0	65	0	17	4	16	910	1.0
Columbia	311	120	1	78	1	31	3	8	553	.6
Dade	5,411	1,132	673	1,186	73	5	151	145	8,776	9.6
DeSoto	112	57	1	54	0	0	3	5	232	.3
Dixie	53	11	7	11	0	0	1	0	83	.1
Duval	2,115	387	640	415	10	196	160	52	3,975	4.4
Escambia	1,804	639	311	312	6	0	55	28	3,155	3.5
Flagler	116	21	21	13	1	0	4	2	178	.2
Franklin	51	4	0	7	0	0	2	1	65	.1
Gadsden	365	102	0	94	2	0	25	3	591	.6
Gilchrist	33	6	2	2	0	0	0	0	43	.0
Glades	27	2	0	2	0	0	1	1	33	.0
Gulf	44	19	14	18	0	0	1	0	96	.1
Hamilton	59	30	0	17	1	2	1	1	111	.1
Hardee	107	23	0	26	1	1	2	6	166	.2
Hendry	119	16	0	15	0	2	3	2	157	.2
Hernando	312	104	69	66	0	3	11	7	572	.6
Highlands	218	63	0	80	2	0	5	4	372	.4
Hillsborough	3,947	2,787	740	1,598	32	360	143	122	9,729	10.7
Holmes	41	6	8	5	0	0	0	1	61	.1
Indian River	288	70	1	100	0	9	1	3	472	.5
Jackson	227	78	7	41	2	0	2	3	360	.4
Jefferson	82	12	0	22	0	1	3	2	122	.1
Lafayette	28	10	0	2	0	1	0	1	42	.0
Lake	478	142	71	117	4	8	15	7	842	.9

Continued on next page.

# Statistics

## COUNTY OF CONVICTION (cont'd) (SUPERVISION ADMISSIONS FOR FY 1992-93)

County	Probation	Community Control	Pretrial Intervention	Control Release	Parole	Drug Offender Probation	Conditional Release	Other	Total	Percent
Lee	605	178	0	181	1	0	17	17	999	1.1
Leon	1,230	266	97	161	2	61	27	16	1,860	2.0
Levy	106	18	19	15	0	0	2	1	161	.2
Liberty	32	8	0	4	0	0	0	0	44	.0
Madison	53	25	0	14	0	12	1	1	106	.1
Manatee	806	159	93	128	2	26	6	9	1,229	1.3
Marion	738	289	76	103	9	139	12	9	1,375	1.5
Martin	281	16	46	127	2	12	8	12	504	.6
Monroe	700	261	122	148	3	128	16	11	1,389	1.5
Nassau	155	33	20	28	0	0	2	2	240	.3
Okaloosa	472	146	109	70	1	0	8	3	809	.9
Okeechobee	144	39	9	16	1	0	2	1	212	.2
Orange	2,945	672	283	880	12	317	99	55	5,263	5.8
Osceola	397	107	78	54	12	2	0	11	661	.7
Palm Beach	2,073	344	300	469	4	196	90	64	3,540	3.9
Pasco	758	303	100	255	4	38	24	21	1,503	1.6
Pinellas	3,262	1,328	420	1,419	19	46	133	93	6,720	7.4
Polk	1,616	429	52	728	10	192	27	38	3,092	3.4
Putnam	198	59	39	68	4	29	8	4	409	.4
St. Johns	204	33	67	84	4	52	9	5	458	.5
St. Lucie	879	159	82	192	1	59	14	21	1,407	1.5
Santa Rosa	329	71	5	38	1	0	2	1	447	.5
Sarasota	846	252	141	173	0	1	17	8	1,438	1.6
Seminole	1,094	253	91	230	3	61	12	15	1,759	1.9
Sumter	125	46	41	50	0	2	11	6	281	.3
Suwannee	129	47	2	26	1	0	1	4	210	.2
Taylor	112	55	9	14	2	24	1	3	220	.2
Union	25	13	5	4	0	0	2	0	49	.1
Volusia	1,178	552	305	415	4	255	49	24	2,782	3.0
Wakulla	56	13	0	4	0	0	0	0	73	.1
Walton	124	33	0	5	0	0	0	4	166	.2
Washington	65	22	0	6	0	0	0	2	95	.1
Other State	2,077	7	14	0	878	1	0	1	2,978	3.3
Data Unavailable	1,097	292	89	3	37	72	3	1	1,594	
<b>TOTAL</b>	<b>51,126</b>	<b>15,390</b>	<b>6,245</b>	<b>13,309</b>	<b>1,191</b>	<b>3,033</b>	<b>1,491</b>	<b>1,099</b>	<b>92,884</b>	<b>100.0</b>

# Statistics

## PRIMARY OFFENSES (SUPERVISION ADMISSIONS FOR FY 1992-93)

Category	Probation	Community Control	Pretrial Intervention	Control Release	Parole	Drug Offender Probation	Conditional Release	Other	Total	Percent
<b>MURDER, MANSLAUGHTER</b>	<b>279</b>	<b>172</b>	<b>4</b>	<b>34</b>	<b>92</b>	<b>4</b>	<b>8</b>	<b>70</b>	<b>663</b>	<b>.7</b>
-1st Degree Murder	18	14	0	0	8	0	0	8	48	.1
-2nd Degree Murder	46	37	0	0	54	1	3	33	174	.2
-3rd Degree Murder	12	10	1	0	5	0	0	3	31	.0
-Homicide, Other	63	33	3	3	3	1	0	2	108	.1
-Manslaughter	89	41	0	24	21	1	4	18	198	.2
-DUI Manslaughter	51	37	0	7	1	1	1	6	104	.1
<b>SEXUAL OFFENSES</b>	<b>1,727</b>	<b>759</b>	<b>100</b>	<b>1</b>	<b>49</b>	<b>4</b>	<b>59</b>	<b>2</b>	<b>2,701</b>	<b>3.0</b>
-Capital Sexual Battery	193	39	6	0	0	0	2	0	240	.3
-Life Sexual Battery	60	27	2	0	8	0	3	0	100	.1
-1st Degree Sexual Battery	317	159	19	0	22	1	19	1	538	.6
-Other Sexual Battery Offenses	77	31	5	1	10	0	2	0	126	.1
-Lewd, Lascivious Behavior	1,080	503	68	0	9	3	33	1	1,697	1.9
<b>ROBBERY</b>	<b>1,207</b>	<b>700</b>	<b>10</b>	<b>1,077</b>	<b>153</b>	<b>39</b>	<b>224</b>	<b>151</b>	<b>3,561</b>	<b>3.9</b>
-Robbery with Weapon	423	250	3	357	94	8	64	97	1,296	1.4
-Robbery without Weapon	784	450	7	720	59	31	160	54	2,265	2.5
<b>VIOLENT PERSONAL OFFENSES</b>	<b>7,693</b>	<b>2,200</b>	<b>542</b>	<b>781</b>	<b>66</b>	<b>129</b>	<b>486</b>	<b>112</b>	<b>12,009</b>	<b>13.3</b>
-Aggravated Assault	2,110	518	147	181	20	28	75	11	3,090	3.4
-Aggravated Battery	2,040	801	108	385	19	22	154	34	3,563	3.9
-Assault and Battery on LEO	1,245	399	140	0	5	34	181	39	2,043	2.3
-Other Battery Offenses	954	96	30	21	3	7	8	3	1,122	1.2
-Resisting Arrest with Violence	821	229	70	107	3	28	58	12	1,328	1.5
-Kidnapping	154	45	4	24	10	4	5	6	252	.3
-Arson	63	35	1	44	4	3	2	5	157	.2
-Abuse of Children	248	66	36	11	0	2	1	2	366	.4
-Other Violent Offenses	58	11	6	8	2	1	2	0	88	.1
<b>BURGLARY</b>	<b>6,645</b>	<b>2,295</b>	<b>728</b>	<b>3,134</b>	<b>151</b>	<b>224</b>	<b>184</b>	<b>154</b>	<b>13,515</b>	<b>15.0</b>
-Burglary of Structure	3,720	1,208	569	1,280	79	118	82	63	7,119	7.9
-Burglary of Dwelling	1,584	634	24	1,443	42	82	71	53	3,933	4.4
-Armed Burglary	224	132	5	243	8	2	13	23	650	.7
-Burglary with Assault	250	144	7	109	7	6	16	13	552	.6
-Other Burglary Offenses	867	177	123	59	15	16	2	2	1,261	1.4

# Statistics

## PRIMARY OFFENSES (cont'd) (SUPERVISION ADMISSIONS FOR FY 1992-93)

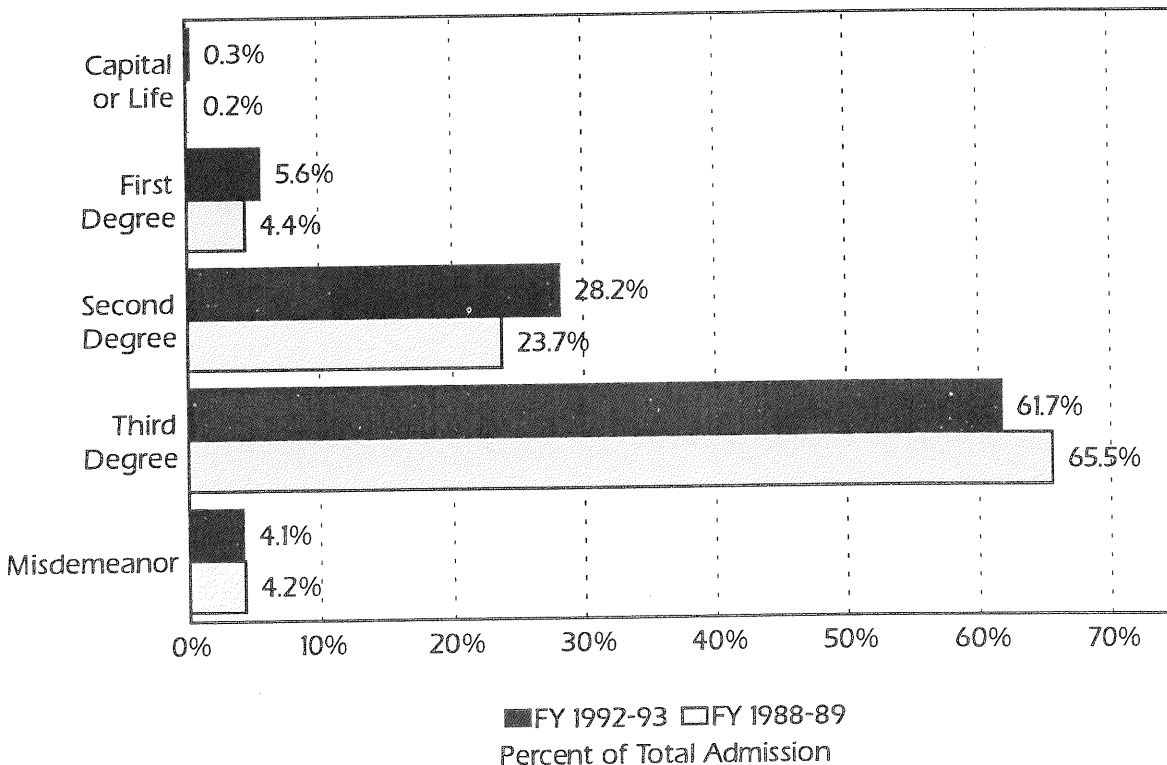
Category	Probation	Community Control	Pretrial Intervention	Control Release	Parole	Drug Offender Probation	Conditional Release	Other	Total	Percent
<b>THEFT, FORGERY, FRAUD</b>	<b>13,192</b>	<b>3,105</b>	<b>3,031</b>	<b>2,920</b>	<b>184</b>	<b>370</b>	<b>124</b>	<b>101</b>	<b>23,027</b>	<b>25.5</b>
-Grand Theft	5,230	1,179	1,242	744	73	166	27	25	8,686	9.6
-Grand Theft, Automobile	1,118	324	204	658	20	24	35	28	2,411	2.7
-Petit Theft, 3rd Conviction	433	124	53	162	7	13	9	5	806	.9
-Stolen Property	1,144	504	98	679	19	51	22	23	2,540	2.8
-Forgery, Uttering & Counterfeiting	1,785	482	569	386	39	59	12	8	3,340	3.7
-Worthless Checks	1,363	192	270	96	5	18	0	0	1,944	2.2
-Fraudulent Practices	2,119	300	595	195	21	39	19	12	3,300	3.7
<b>DRUGS</b>	<b>13,403</b>	<b>4,562</b>	<b>1,023</b>	<b>4,408</b>	<b>347</b>	<b>2,099</b>	<b>302</b>	<b>440</b>	<b>26,584</b>	<b>29.5</b>
-Sale/Purchase/Manufacturing	3,824	1,756	146	2,447	100	642	175	106	9,196	10.2
-Trafficking	407	128	4	184	41	21	4	277	1,066	1.2
-Possession	9,172	2,678	873	1,777	206	1,436	123	57	16,322	18.1
<b>WEAPONS, ESCAPE</b>	<b>2,340</b>	<b>641</b>	<b>310</b>	<b>641</b>	<b>30</b>	<b>27</b>	<b>91</b>	<b>35</b>	<b>4,115</b>	<b>4.6</b>
-Escape	119	84	0	170	10	1	29	15	428	.5
-Carry Concealed Firearm	1,218	172	268	79	4	20	3	1	1,765	2.0
-Possess Firearm or Any Weapon	333	191	6	275	9	3	52	12	881	1.0
-Shoot into Dwelling or Vehicle	286	111	11	74	1	1	5	4	493	.5
-Other Weapons Offenses	384	83	25	43	6	2	2	3	548	.6
<b>OTHER OFFENSES</b>	<b>2,719</b>	<b>564</b>	<b>318</b>	<b>310</b>	<b>52</b>	<b>51</b>	<b>10</b>	<b>32</b>	<b>4,056</b>	<b>4.5</b>
-Failure to Stop After Accident	354	95	31	36	2	6	1	5	530	.6
-DUI, 4th Conviction	307	89	0	90	5	4	0	7	502	.6
-Cause Injury While DUI	174	67	1	15	11	8	1	3	280	.3
-Racketeering	44	16	0	28	1	0	0	4	93	.1
-Criminal Procedure Violation	425	59	28	53	4	13	5	4	591	.7
-Arson, Other	214	56	32	43	9	4	2	2	362	.4
-Kidnapping, Custody Offenses	48	8	7	1	0	1	0	0	65	.1
-Traffic, Other	141	22	0	0	4	4	0	2	173	.2
-Criminal Solicitation of Child	40	29	2	0	1	1	0	0	73	.1
-Store Hazardous Materials	38	2	26	4	0	0	0	0	70	.1
-Other Offenses	934	121	191	40	15	10	1	5	1,317	1.5
Data Unavailable	1,921	392	179	3	67	86	3	2	2,653	
<b>TOTAL</b>	<b>51,126</b>	<b>15,390</b>	<b>6,245</b>	<b>13,309</b>	<b>1,191</b>	<b>3,033</b>	<b>1,491</b>	<b>1,099</b>	<b>92,884</b>	<b>100.0</b>

# Statistics

## FELONY CLASSIFICATION (SUPERVISION ADMISSIONS FOR FY 1992-93)

Category	Probation	Community Control	Pretrial Intervention	Control Release	Parole	Drug Offender Probation	Conditional Release	Other	Total	Percent
Capital Felony	19	8	4	0	2	0	0	0	33	.0
Life Felony	102	40	1	79	16	2	17	52	309	.3
First Degree	2,164	1,023	24	1,024	204	63	107	451	5,060	5.6
Second Degree	11,078	5,493	304	6,316	350	787	728	312	25,368	28.2
Third Degree	32,430	8,286	5,521	5,845	464	2,037	629	266	55,478	61.7
Redefined Misdemeanor	3,533	84	22	0	8	52	0	5	3,704	4.1
Misdemeanor	0	0	0	4	0	0	0	0	4	.0
Data Unavailable	1,800	456	369	41	147	92	10	13	2,928	
<b>TOTAL</b>	<b>51,126</b>	<b>15,390</b>	<b>6,245</b>	<b>13,309</b>	<b>1,191</b>	<b>3,033</b>	<b>1,491</b>	<b>1,099</b>	<b>92,884</b>	<b>100.0</b>

### Felony Class for Supervision Admissions A Comparison of FY 1988-89 with FY 1992-93



# Statistics

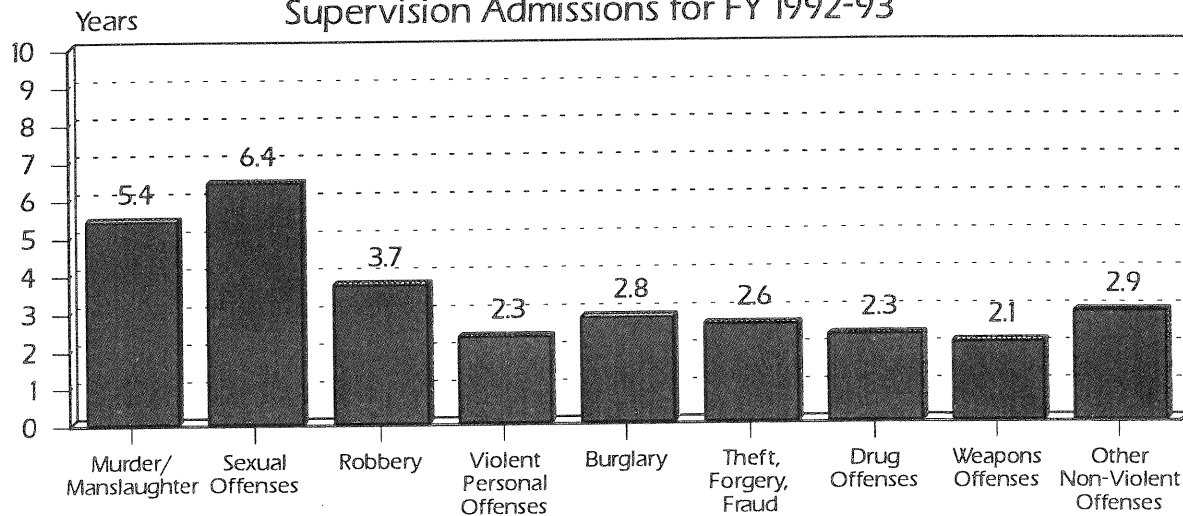
## SENTENCE LENGTH (SUPERVISION ADMISSIONS FOR FY 1992-93)

Category	Probation	Community Control	Pretrial Intervention	Control Release	Parole	Drug Offender Probation	Conditional Release	Other	Total	Percent	Cum. Pct.
1 Year or Less	13,418	2,064	4,326	7,026	147	240	506	943	28,670	31.4	31.4
GT 1, LE 2 Yrs.*	17,272	6,617	1,571	1,892	223	1,242	609	23	29,449	32.3	63.7
GT 2, LE 3 Yrs.	9,470	2,084	197	1,433	190	817	234	27	14,452	15.8	79.5
GT 3, LE 4 Yrs.	2,213	1,313	13	976	99	220	73	14	4,921	5.4	84.9
GT 4, LE 5 Yrs.	5,200	1,672	33	721	88	314	32	19	8,079	8.9	93.8
GT 5, LE 6 Yrs.	426	277	3	286	50	29	12	16	1,099	1.2	95.0
GT 6, LE 7 Yrs.	220	320	0	224	38	14	1	2	819	.9	95.9
GT 7, LE 8 Yrs.	173	58	1	166	30	8	1	5	442	.5	96.4
GT 8, LE 9 Yrs.	69	33	1	118	25	4	1	1	252	.3	96.7
GT 9, LE 10 Yrs.	1,044	209	2	93	25	27	1	5	1,406	1.5	98.2
GT 10, LE 12 Yrs.	112	182	0	86	34	7	0	9	430	.5	98.7
GT 12, LE 15 Yrs.	359	132	1	108	26	6	1	3	636	.7	99.4
GT 15, LE 20 Yrs.	72	61	0	57	19	2	0	6	217	.2	99.6
GT 20, LE 30 Yrs.	69	30	0	20	31	1	0	1	152	.2	99.8
GT 30, LE 40 Yrs.	7	7	0	2	14	0	0	0	30	.0	99.8
GT 40, LE 50 Yrs.	3	1	0	0	4	0	0	0	8	.0	99.8
Over 50 Yrs.	15	3	0	3	20	1	0	0	42	.0	99.8
Life	24	7	0	1	89	1	0	0	122	.1	100.0
Data Unavail.	960	320	97	97	39	100	20	25	1,658		
<b>TOTAL</b>	<b>51,126</b>	<b>15,390</b>	<b>6,245</b>	<b>13,309</b>	<b>1,191</b>	<b>3,033</b>	<b>1,491</b>	<b>1,099</b>	<b>92,884</b>	<b>100.0</b>	<b>100.0</b>
Average	2.6	3.1	1.0	2.2	6.6	2.8	1.5	0.9	2.6		
Median	2.0	2.0	1.0	1.0	2.9	2.0	1.3	0.2	2.0		
Mode	GT 1, LE 2	GT 1, LE 2	LE 1	LE 1	GT 1, LE 2	GT 1, LE 2	GT 1, LE 2	LE 1	GT 1, LE 2		

\* GT - Greater than, LE - less than or equal to.

### Average Sentence Length for Felony Probationers by Offense Groups

Supervision Admissions for FY 1992-93



# Statistics

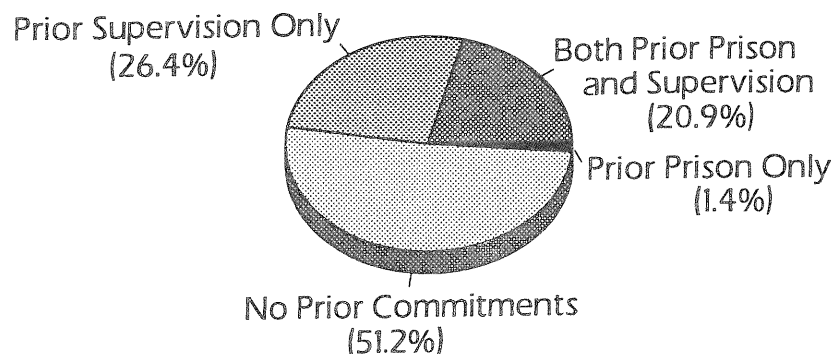
## PRIOR PRISON COMMITMENTS (SUPERVISION ADMISSIONS FOR FY 1992-93)

Category	Probation	Community Control	Pretrial Intervention	Control Release	Parole	Drug Offender Probation	Conditional Release	Other	Total	Percent
None	43,657	11,434	6,150	5,957	1,037	2,265	151	623	71,274	77.9
1	4,220	2,392	6	3,529	81	427	579	222	11,456	12.5
2	1,419	859	1	2,018	18	158	374	139	4,986	5.4
3	528	316	0	1,032	14	81	241	56	2,268	2.5
4	222	97	0	482	3	29	88	32	953	1.0
5 or more	133	58	0	288	2	11	55	27	574	.6
Data Unavailable	947	234	88	3	36	62	3	0	1,373	
<b>TOTAL</b>	<b>51,126</b>	<b>15,390</b>	<b>6,245</b>	<b>13,309</b>	<b>1,191</b>	<b>3,033</b>	<b>1,491</b>	<b>1,099</b>	<b>92,884</b>	<b>100.0</b>

## PRIOR TERMS OF SUPERVISION (SUPERVISION ADMISSIONS FOR FY 1992-93)

Category	Probation	Community Control	Pretrial Intervention	Control Release	Parole	Drug Offender Probation	Conditional Release	Other	Total	Percent
None	34,996	4,373	5,942	1,488	882	1,060	119	374	49,234	53.0
1	9,843	5,842	280	3,826	219	1,053	358	307	21,728	23.4
2	3,898	3,064	21	3,678	64	506	484	209	11,924	12.8
3	1,563	1,315	1	2,386	21	251	338	124	5,999	6.5
4	570	513	1	1,200	1	110	134	57	2,586	2.8
5 or more	233	271	0	730	1	51	57	28	1,371	1.5
Data Unavailable	23	12	0	1	3	2	1	0	42	
<b>TOTAL</b>	<b>51,126</b>	<b>15,390</b>	<b>6,245</b>	<b>13,309</b>	<b>1,191</b>	<b>3,033</b>	<b>1,491</b>	<b>1,099</b>	<b>92,884</b>	<b>100.0</b>

## Total Prior Commitments to the Florida Department of Corrections Supervision Admissions for FY 1992-93





# Statistics

## PROFILES

### of Community Supervision Offenders Admitted During FY 1992-93

<p style="text-align: center;"><b>The Typical Felony/Misdemeanor Probation Offender</b></p> <ul style="list-style-type: none"> <li>▪ Is Male ..... (81.6%)</li> <li>▪ Is White ..... (61.4%)</li> <li>▪ Is 29 or Younger ..... (54.8%)</li> <li>▪ Was Convicted of:               <ul style="list-style-type: none"> <li>Possession of Drugs ..... (18.2%)</li> <li>Grand Theft ..... (10.4%)</li> <li>Sale/Manufacture of Drugs ..... (7.6%)</li> </ul> </li> <li>▪ Is Under Supervision 2 Years or Less ..... (61.0%)</li> <li>▪ Was Convicted In:               <ul style="list-style-type: none"> <li>Broward County ..... (12.1%)</li> <li>Dade County ..... (10.8%)</li> <li>Hillsborough County ..... (7.9%)</li> </ul> </li> </ul>	<p style="text-align: center;"><b>The Typical Community Control Offender</b></p> <ul style="list-style-type: none"> <li>▪ Is Male ..... (83.2%)</li> <li>▪ Is White ..... (55.4%)</li> <li>▪ Is 29 or Younger ..... (57.3%)</li> <li>▪ Was Convicted of:               <ul style="list-style-type: none"> <li>Possession of Drugs ..... (17.5%)</li> <li>Sale/Manufacture of Drugs ..... (11.5%)</li> <li>Burglary of a Structure ..... (7.9%)</li> </ul> </li> <li>▪ Is Under Supervision 2 Years or Less ..... (57.6%)</li> <li>▪ Was Convicted In:               <ul style="list-style-type: none"> <li>Hillsborough County ..... (18.5%)</li> <li>Broward County ..... (10.8%)</li> <li>Pinellas County ..... (8.8%)</li> </ul> </li> </ul>
<p style="text-align: center;"><b>The Typical Pretrial Intervention Offender</b></p> <ul style="list-style-type: none"> <li>▪ Is Male ..... (67.9%)</li> <li>▪ Is White ..... (77.4%)</li> <li>▪ Is 29 or Younger ..... (63.8%)</li> <li>▪ Was Convicted of:               <ul style="list-style-type: none"> <li>Grand Theft ..... (20.2%)</li> <li>Possession of Drugs ..... (14.2%)</li> <li>Fraudulent Practices ..... (9.7%)</li> </ul> </li> <li>▪ Is Under Supervision 1 Year or Less ..... (70.4%)</li> <li>▪ Was Convicted In:               <ul style="list-style-type: none"> <li>Hillsborough County ..... (12.0%)</li> <li>Dade County ..... (10.9%)</li> <li>Duval County ..... (10.4%)</li> </ul> </li> </ul>	<p style="text-align: center;"><b>The Typical Parole Offender</b></p> <ul style="list-style-type: none"> <li>▪ Is Male ..... (92.4%)</li> <li>▪ Is White ..... (59.2%)</li> <li>▪ Is 34 or Younger ..... (56.4%)</li> <li>▪ Was Convicted of:               <ul style="list-style-type: none"> <li>Possession of Drugs ..... (17.7%)</li> <li>Sale/Manufacture of Drugs ..... (8.6%)</li> <li>Robbery with Weapon ..... (8.1%)</li> </ul> </li> <li>▪ Is Under Supervision 4 Years or Less ..... (57.3%)</li> <li>▪ Was Convicted In:               <ul style="list-style-type: none"> <li>Another State ..... (76.1%)</li> <li>Dade County ..... (6.3%)</li> <li>Hillsborough County ..... (2.8%)</li> </ul> </li> </ul>

continued on next page

## PROFILES

### of Community Supervision Offenders Admitted During FY 1992-93 (cont'd)

<p><b>The Typical Control Release Offender</b></p> <ul style="list-style-type: none"> <li>▪ Is Male ..... (88.9%)</li> <li>▪ Is Black ..... (59.7%)</li> <li>▪ Is 29 or Younger ..... (57.1%)</li> <li>▪ Was Convicted of:               <ul style="list-style-type: none"> <li>Possession of Drugs ..... (18.4%)</li> <li>Sale/Manufacture of Drugs ..... (13.4%)</li> <li>Burglary of a Dwelling ..... (10.8%)</li> </ul> </li> <li>▪ Is Under Supervision 1 Year or Less ..... (53.2%)</li> <li>▪ Was Convicted In:               <ul style="list-style-type: none"> <li>Broward County ..... (15.0%)</li> <li>Hillsborough County ..... (12.0%)</li> <li>Pinellas County ..... (10.7%)</li> </ul> </li> </ul>	<p><b>The Typical Drug Offender Probation Offender</b></p> <ul style="list-style-type: none"> <li>▪ Is Male ..... (75.5%)</li> <li>▪ Is White ..... (51.5%)</li> <li>▪ Is 34 or Younger ..... (70.8%)</li> <li>▪ Was Convicted of:               <ul style="list-style-type: none"> <li>Possession of Drugs ..... (47.6%)</li> <li>Sale/Manufacture of Drugs ..... (21.3%)</li> <li>Grand Theft ..... (5.5%)</li> </ul> </li> <li>▪ Is Under Supervision 3 Years or Less ..... (78.4%)</li> <li>▪ Was Convicted In:               <ul style="list-style-type: none"> <li>Broward County ..... (17.0%)</li> <li>Hillsborough County ..... (12.2%)</li> <li>Orange County ..... (10.7%)</li> </ul> </li> </ul>
<p><b>The Typical Conditional Release Offender</b></p> <ul style="list-style-type: none"> <li>▪ Is Male ..... (95.4%)</li> <li>▪ Is Black ..... (74.3%)</li> <li>▪ Is 34 or Younger ..... (67.4%)</li> <li>▪ Was Convicted of:               <ul style="list-style-type: none"> <li>Assault/Battery ..... (12.1%)</li> <li>Sale/Manufacture of Drugs ..... (11.7%)</li> <li>Robbery Without a Weapon ..... (10.7%)</li> </ul> </li> <li>▪ Is Under Supervision 2 Years or Less ..... (75.8%)</li> <li>▪ Was Convicted In:               <ul style="list-style-type: none"> <li>Broward County ..... (12.2%)</li> <li>Duval County ..... (10.8%)</li> <li>Dade County ..... (10.1%)</li> </ul> </li> </ul>	<p><b>The Typical Administrative Probation Offender</b></p> <ul style="list-style-type: none"> <li>▪ Is Male ..... (79.1%)</li> <li>▪ Is White ..... (62.4%)</li> <li>▪ Is 34 or Younger ..... (61.4%)</li> <li>▪ Was Convicted of:               <ul style="list-style-type: none"> <li>Possession of Drugs ..... (17.7%)</li> <li>Grand Theft ..... (11.9%)</li> <li>Fraudulent Practices ..... (9.0%)</li> </ul> </li> <li>▪ Is Under Supervision 1 Year or Less ..... (68.8%)</li> <li>▪ Was Convicted In:               <ul style="list-style-type: none"> <li>Alachua County ..... (15.8%)</li> <li>Dade County ..... (14.5%)</li> <li>Broward or St. Lucie County ..... (13.2%)</li> </ul> </li> </ul>

# Statistics

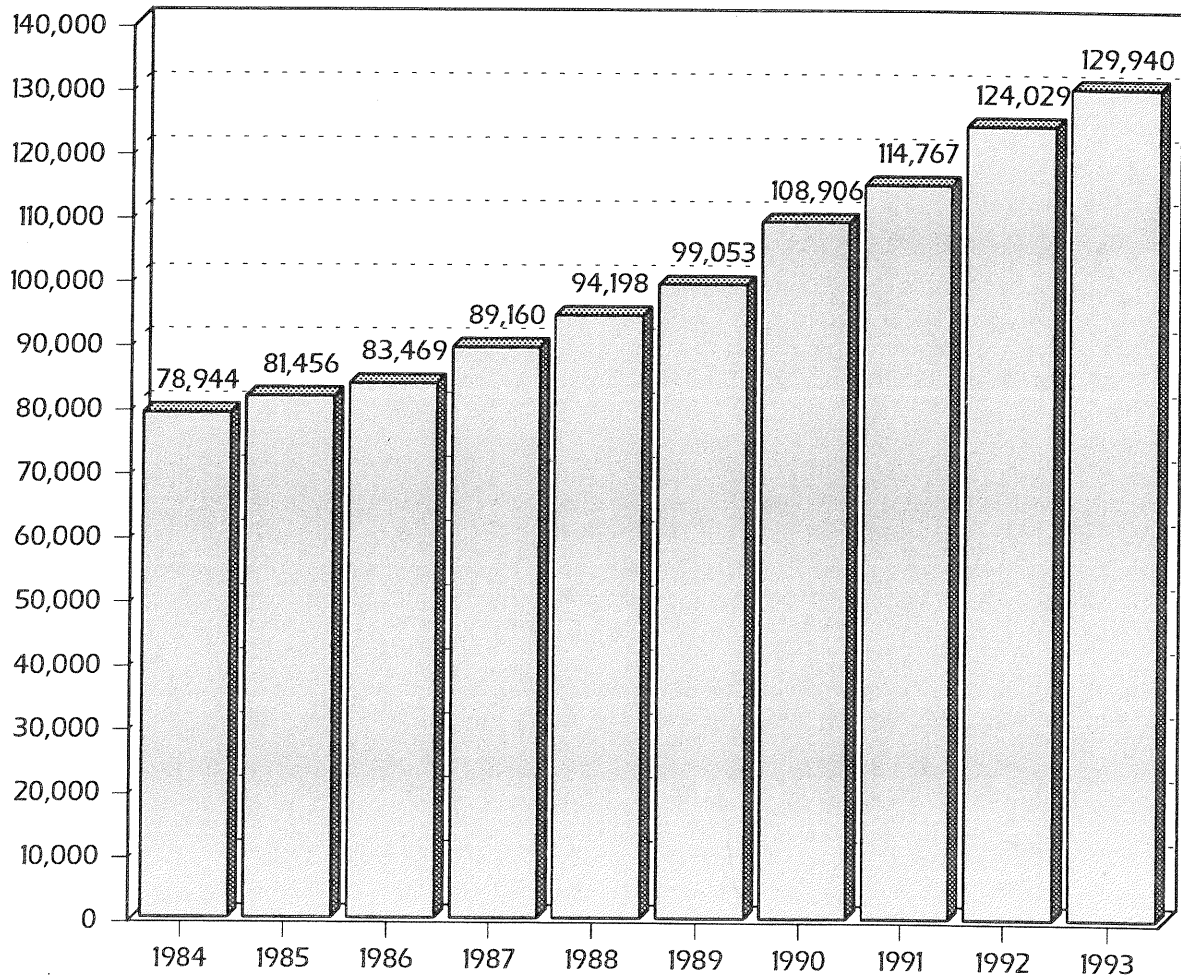
COMMUNITY SUPERVISION

## Community Supervision Status Population

For any specified date, the community supervision status population consists of all offenders actively under supervision and those on supervision caseloads temporarily unavailable for direct supervision because of known and designated reasons, such as hospitalization, incarceration, etc.

Statistics on the status population are those for June 30, the final day of the fiscal year.

### Offenders Under Community Supervision\* A Ten Year Overview



\* Historical figures differ from previous reports due to the inclusion of the offenders in suspense status.

# Statistics

## SUPERVISION STATUS POPULATION BY QUARTER OVER THE PAST FISCAL YEAR

Type of Supervision	9/30/92	12/31/92	3/31/93	6/30/93
Felony Probation	88,889	89,395	88,655	88,782
Misdemeanor Probation	1,273	1,274	1,234	1,191
Parole -- State	2,776	2,784	2,802	2,907
Parole -- County	1	3	2	5
Mandatory Conditional Release	2	2	2	2
County Work Release	10	12	8	3
Pretrial Intervention	4,921	4,800	5,034	5,441
Community Control	14,909	14,694	14,624	14,884
Community Control -- Parole	13	9	9	8
Administrative Probation	682	830	989	1,097
Supervised Community Release	125	143	170	157
Provisional Release	136	135	88	68
Conditional Release	817	1,053	1,164	1,302
Control Release	7,086	7,278	7,897	8,263
Drug Offender Probation	2,185	2,740	3,228	3,587
Administrative Control Release	754	1,442	1,991	2,238
Conditional Medical Release	0	1	4	5
Data Unavailable	9	6	1	0
<b>TOTAL</b>	<b>124,588</b>	<b>126,601</b>	<b>127,902</b>	<b>129,940</b>

# Statistics

## RACE/GENDER

(SUPERVISION POPULATION ON JUNE 30, 1993)

Category	Probation	Community Control	Pretrial Intervention	Control Release	Parole	Drug Offender Probation	Conditional Release	Other	Total	Percent
White Male	48,700	7,461	2,952	3,691	1,550	1,496	295	96	66,241	51.0
White Female	10,255	1,277	1,309	431	120	412	15	10	13,829	10.6
Black Male	23,247	4,833	613	5,512	971	1,276	932	121	37,505	28.9
Black Female	7,086	1,156	517	705	78	380	49	10	9,981	7.7
Other Male	1,554	156	39	160	166	18	11	3	2,107	1.6
Other Female	183	6	11	1	18	3	0	0	222	.2
Data Unavailable	45	3	0	1	4	2	0	0	55	
<b>TOTAL</b>	<b>91,070</b>	<b>14,892</b>	<b>5,441</b>	<b>10,501</b>	<b>2,907</b>	<b>3,587</b>	<b>1,302</b>	<b>240</b>	<b>129,940</b>	<b>100.0</b>

## ETHNICITY

(SUPERVISION POPULATION ON JUNE 30, 1993)

Category	Probation	Community Control	Pretrial Intervention	Control Release	Parole	Drug Offender Probation	Conditional Release	Other	Total	Percent
Hispanic	6,413	845	211	504	244	91	41	22	8,371	7.0
Non-Hispanic	77,386	13,096	3,384	9,971	2,360	3,154	1,260	216	110,827	93.0
Data Unavailable	7,271	951	1,846	26	303	342	1	2	10,742	
<b>TOTAL</b>	<b>91,070</b>	<b>14,892</b>	<b>5,441</b>	<b>10,501</b>	<b>2,907</b>	<b>3,587</b>	<b>1,302</b>	<b>240</b>	<b>129,940</b>	<b>100.0</b>

## CASE ORIGIN

(SUPERVISION POPULATION ON JUNE 30, 1993)

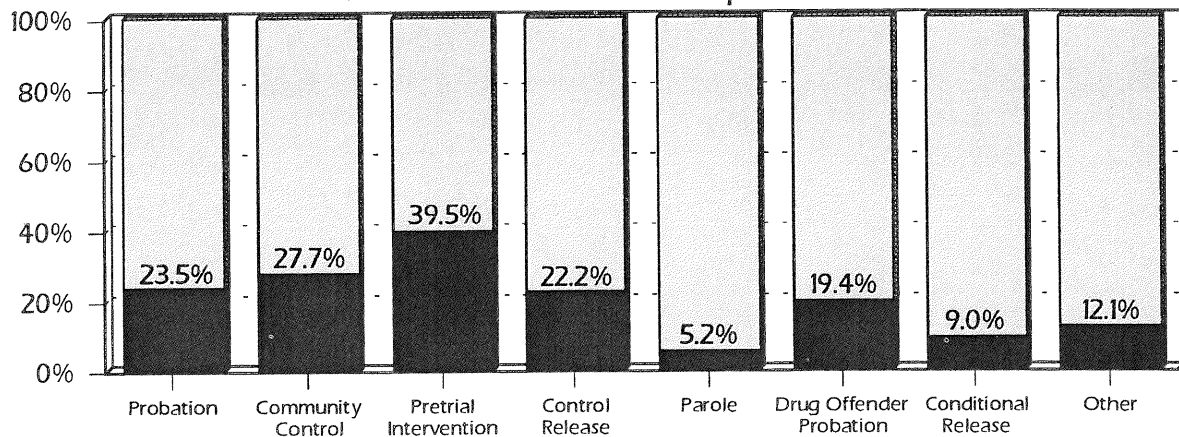
Category	Probation	Community Control	Pretrial Intervention	Control Release	Parole	Drug Offender Probation	Conditional Release	Other	Total	Percent
Out of State	3,853	13	9	0	1,497	1	1	1	5,375	4.2
Florida	86,097	14,786	5,375	10,500	1,333	3,556	1,300	237	123,184	95.8
Data Unavailable	1,120	93	57	1	77	30	1	2	1,381	
<b>TOTAL</b>	<b>91,070</b>	<b>14,892</b>	<b>5,441</b>	<b>10,501</b>	<b>2,907</b>	<b>3,587</b>	<b>1,302</b>	<b>240</b>	<b>129,940</b>	<b>100.0</b>

# Statistics

## CURRENT AGE (SUPERVISION POPULATION ON JUNE 30, 1993)

Category	Probation	Community Control	Pretrial Intervention	Control Release	Parole	Drug Offender Probation	Conditional Release	Other	Total	Percent	Cum. Pct.
16 and Below	147	64	6	17	0	0	0	0	234	.2	.2
17	414	178	16	54	1	6	0	0	669	.5	.7
18	1,404	384	199	145	4	43	1	0	2,180	1.7	2.4
19	3,021	618	528	292	3	77	3	2	4,544	3.5	5.9
20	3,979	722	492	393	18	124	7	6	5,741	4.4	10.3
21	4,261	739	352	464	30	140	24	10	6,020	4.6	14.9
22	4,318	756	297	490	44	148	33	5	6,091	4.7	19.6
23	3,870	669	250	480	51	157	49	6	5,532	4.3	23.9
24	3,565	631	221	449	61	152	39	7	5,125	3.9	27.8
25 to 29	17,265	3,011	848	2,407	390	761	351	60	25,093	19.3	47.2
30 to 34	16,611	2,867	707	2,330	525	838	345	69	24,292	18.7	65.9
35 to 39	12,514	2,050	543	1,574	573	665	240	33	18,192	14.0	79.9
40 to 44	8,214	1,050	373	797	480	301	112	16	11,343	8.7	88.6
45 to 49	4,791	508	257	359	269	104	53	11	6,352	4.9	93.5
50 to 54	2,803	263	150	148	184	38	27	9	3,622	2.8	96.3
55 to 59	1,592	150	81	58	139	17	7	1	2,045	1.6	97.9
60 to 64	1,040	93	59	31	67	10	8	0	1,308	1.0	98.9
65 to 69	641	61	30	9	44	1	3	4	793	.6	99.5
70 and Over	565	70	22	4	21	1	0	1	684	.5	100.0
Data Unavail.	55	8	10	0	3	4	0	0	80		
<b>TOTAL</b>	<b>91,070</b>	<b>14,892</b>	<b>5,441</b>	<b>10,501</b>	<b>2,907</b>	<b>3,587</b>	<b>1,302</b>	<b>240</b>	<b>129,940</b>	<b>100.0</b>	<b>100.0</b>
AVERAGE	33.0	31.4	30.7	31.0	40.0	32.3	33.1	33.4	32.8		
MEDIAN	31.0	29.5	27.0	30.1	37.7	31.1	31.9	31.6	30.7		
MODE	25-29	25-29	25-29	25-29	35-39	30-34	25-29	30-34	25-29		

## Offenders Under Age 24 Percent of Total Status Population



# Statistics

## Supervision Statistics County of Supervision

### COUNTY OF SUPERVISION (SUPERVISION POPULATION ON JUNE 30, 1993)

County	Probation	Community Control	Pretrial Intervention	Control Release	Parole	Drug Offender Probation	Conditional Release	Other	Total	Percent
Alachua	1,294	159	242	172	55	116	44	4	2,086	1.6
Baker	92	32	1	8	2	1	2	0	138	.1
Bay	1,443	283	116	104	39	0	8	1	1,994	1.5
Bradford	149	24	23	11	10	3	6	0	226	.2
Brevard	2,418	432	141	233	48	32	21	0	3,325	2.6
Broward	9,362	1,511	153	1,541	319	589	158	33	13,666	10.5
Calhoun	104	16	1	2	2	0	2	0	127	.1
Charlotte	507	81	5	13	11	1	3	0	621	.5
Citrus	596	82	0	17	13	18	2	0	728	.6
Clay	338	43	74	47	26	16	1	1	546	.4
Collier	1,321	167	7	55	29	20	8	2	1,609	1.2
Columbia	593	104	5	51	21	36	1	0	811	.6
Dade	10,232	1,251	455	1,116	558	49	136	47	13,844	10.7
DeSoto	226	62	0	42	10	0	1	0	341	.3
Dixie	147	29	7	6	6	3	2	0	200	.2
Duval	3,529	386	567	455	214	285	163	13	5,612	4.3
Escambia	3,016	657	256	235	51	1	51	6	4,273	3.3
Flagler	195	20	16	9	3	1	3	0	247	.2
Franklin	72	2	1	8	0	0	1	0	84	.1
Gadsden	638	103	0	59	11	1	17	2	831	.6
Gilchrist	84	10	0	1	0	0	0	0	95	.1
Glades	43	3	0	3	0	0	1	0	50	.0
Gulf	87	24	14	11	2	0	0	0	138	.1
Hamilton	139	31	0	8	2	5	0	0	185	.1
Hardee	212	34	0	22	13	0	3	2	286	.2
Hendry	229	21	1	13	5	1	1	0	271	.2
Hernando	622	131	52	47	16	5	6	2	881	.7
Highlands	386	59	0	56	24	2	3	0	530	.4
Hillsborough	6,739	1,999	736	1,131	122	356	109	17	11,209	8.6
Holmes	137	18	6	4	5	0	0	0	170	.1
Indian River	563	59	0	67	15	1	1	0	706	.5
Jackson	333	64	5	24	12	0	3	0	441	.3
Jefferson	146	1	0	15	1	0	0	1	164	.1
Lafayette	23	11	0	1	0	2	0	0	37	.0
Lake	977	165	74	96	29	24	13	1	1,379	1.1

continued on next page

# Statistics

## COUNTY OF SUPERVISION (cont'd) (SUPERVISION POPULATION ON JUNE 30, 1993)

County	Probation	Community Control	Pretrial Intervention	Control Release	Parole	Drug Offender Probation	Conditional Release	Other	Total	Percent
Lee	1,620	186	1	145	36	0	8	3	1,999	1.5
Leon	2,042	270	54	262	71	72	37	8	2,816	2.2
Levy	245	21	13	11	8	1	0	2	301	.2
Liberty	46	7	0	3	1	0	0	0	57	.0
Madison	188	50	0	18	3	14	2	1	276	.2
Manatee	1,402	190	89	268	56	43	34	4	2,086	1.6
Marion	1,722	376	75	116	51	118	9	2	2,469	1.9
Martin	550	46	59	89	23	2	5	5	779	.6
Monroe	947	229	84	95	9	112	5	0	1,481	1.1
Nassau	221	41	14	17	13	0	3	0	309	.2
Okaloosa	966	177	88	60	30	0	11	0	1,332	1.0
Okeechobee	232	36	0	17	7	2	0	0	294	.2
Orange	6,893	932	265	730	141	490	90	24	9,565	7.4
Osceola	775	156	70	47	37	7	4	1	1,097	.8
Palm Beach	4,187	357	350	465	190	265	87	12	5,913	4.6
Pasco	1,578	321	120	117	42	51	13	3	2,245	1.7
Pinellas	6,398	1,219	435	1,097	113	40	110	20	9,432	7.3
Polk	3,343	463	88	509	105	181	22	5	4,716	3.6
Putnam	549	80	35	50	13	30	10	1	768	.6
St. Johns	519	45	32	54	7	49	9	1	716	.6
St. Lucie	1,332	149	70	123	38	116	16	4	1,848	1.4
Santa Rosa	635	95	0	32	10	0	3	1	776	.6
Sarasota	1,281	227	153	1	9	0	0	0	1,671	1.3
Seminole	2,302	253	58	158	47	120	10	2	2,950	2.3
Sumter	253	49	78	35	4	0	8	2	429	.3
Suwannee	312	48	4	18	3	5	3	1	394	.3
Taylor	332	77	11	11	4	24	1	0	460	.4
Union	50	6	2	2	1	2	1	0	64	.0
Volusia	2,574	619	229	255	61	274	29	6	4,047	3.1
Wakulla	132	14	0	3	6	1	0	0	156	.1
Walton	283	52	2	4	5	0	2	0	348	.3
Washington	165	27	4	6	2	0	0	0	204	.2
Other State	2	0	0	0	0	0	0	0	2	.0
Data Unavailable	2	0	0	0	87	0	0	0	89	
<b>TOTAL</b>	<b>91,070</b>	<b>14,892</b>	<b>5,441</b>	<b>10,501</b>	<b>2,907</b>	<b>3,587</b>	<b>1,302</b>	<b>240</b>	<b>129,940</b>	<b>100.0</b>



# Statistics

## PRIMARY OFFENSES

(SUPERVISION POPULATION ON JUNE 30, 1993)

Category	Probation	Community Control	Pretrial Intervention	Control Release	Parole	Drug Offender Probation	Conditional Release	Other	Total	Percent
<b>MURDER, MANSLAUGHTER</b>	<b>1,290</b>	<b>239</b>	<b>2</b>	<b>59</b>	<b>576</b>	<b>4</b>	<b>12</b>	<b>7</b>	<b>2,189</b>	<b>1.7</b>
-1st Degree Murder	97	16	0	2	128	0	0	0	243	.2
-2nd Degree Murder	256	47	0	1	353	0	5	3	665	.5
-3rd Degree Murder	65	14	0	0	8	0	0	0	87	.1
-Homicide, Other	289	44	2	9	26	0	0	0	370	.3
-Manslaughter	434	64	0	36	60	1	6	3	604	.5
-DUI Manslaughter	149	54	0	11	1	3	1	1	220	.2
<b>SEXUAL OFFENSES</b>	<b>5,758</b>	<b>1,074</b>	<b>204</b>	<b>1</b>	<b>186</b>	<b>6</b>	<b>60</b>	<b>1</b>	<b>7,290</b>	<b>5.7</b>
-Capital Sexual Battery	474	66	27	0	3	0	2	0	572	.5
-Life Sexual Battery	190	34	2	0	18	0	3	0	247	.2
-1st Degree Sexual Battery	1,072	229	42	0	54	3	21	0	1,421	1.1
-Other Sexual Battery Offenses	302	41	8	1	76	0	2	0	430	.3
-Lewd, Lascivious Behavior	3,720	704	125	0	35	3	32	1	4,620	3.6
<b>ROBBERY</b>	<b>2,397</b>	<b>630</b>	<b>9</b>	<b>921</b>	<b>448</b>	<b>59</b>	<b>210</b>	<b>34</b>	<b>4,708</b>	<b>3.7</b>
-Robbery with Weapon	912	239	3	332	321	11	68	23	1,909	1.5
-Robbery without Weapon	1,485	391	6	589	127	48	142	11	2,799	2.2
<b>VIOLENT PERSONAL OFFENSES</b>	<b>12,575</b>	<b>2,123</b>	<b>444</b>	<b>643</b>	<b>137</b>	<b>162</b>	<b>389</b>	<b>23</b>	<b>16,496</b>	<b>13.0</b>
-Aggravated Assault	3,377	500	108	145	37	38	60	2	4,267	3.4
-Aggravated Battery	3,702	760	87	328	39	30	130	6	5,082	4.0
-Assault and Battery on LEO	1,914	369	129	0	5	39	133	10	2,599	2.0
-Other Battery Offenses	1,080	99	23	19	11	8	8	1	1,249	1.0
-Resisting Arrest with Violence	1,218	215	55	83	6	36	49	1	1,663	1.3
-Kidnapping	362	60	6	21	29	5	4	2	489	.4
-Arson	193	39	1	34	5	2	2	0	276	.2
-Abuse of Children	623	69	30	7	3	3	1	1	737	.6
-Other Violent Offenses	106	12	5	6	2	1	2	0	134	.1
<b>BURGLARY</b>	<b>10,889</b>	<b>2,062</b>	<b>576</b>	<b>2,503</b>	<b>285</b>	<b>281</b>	<b>170</b>	<b>36</b>	<b>16,802</b>	<b>13.2</b>
-Burglary of Structure	6,183	1,073	453	996	125	154	74	15	9,073	7.1
-Burglary of Dwelling	2,657	578	22	1,151	97	97	65	17	4,684	3.7
-Armed Burglary	420	123	3	202	16	4	13	2	783	.6
-Burglary with Assault	501	119	8	98	21	9	18	2	776	.6
-Other Burglary Offenses	1,128	169	90	56	26	17	0	0	1,486	1.2

continued on next page

# Statistics

## PRIMARY OFFENSES (cont'd) (SUPERVISION POPULATION ON JUNE 30, 1993)

Category	Probation	Community Control	Pretrial Intervention	Control Release	Parole	Drug Offender Probation	Conditional Release	Other	Total	Percen
<b>THEFT, FORGERY, FRAUD</b>	<b>23,726</b>	<b>3,090</b>	<b>2,709</b>	<b>2,257</b>	<b>297</b>	<b>428</b>	<b>105</b>	<b>20</b>	<b>32,632</b>	<b>25.7</b>
-Grand Theft	9,974	1,206	1,080	605	121	190	24	8	13,208	10.4
-Grand Theft, Automobile	1,551	255	142	494	19	25	26	5	2,517	2.0
-Petit Theft, 3rd Conviction	625	112	51	102	10	17	9	1	927	.7
-Stolen Property	2,192	484	70	544	32	69	19	2	3,412	2.7
-Forgery, Uttering & Counterfeiting	3,007	502	447	285	58	59	11	1	4,370	3.4
-Worthless Checks	2,274	220	275	81	11	23	0	0	2,884	2.3
-Fraudulent Practices	4,103	311	644	146	46	45	16	3	5,314	4.2
<b>DRUGS</b>	<b>23,389</b>	<b>4,228</b>	<b>848</b>	<b>3,344</b>	<b>696</b>	<b>2,477</b>	<b>259</b>	<b>109</b>	<b>35,350</b>	<b>27.8</b>
-Sale/Purchase/Manufacturing	7,222	1,672	123	1,850	201	793	153	24	12,038	9.5
-Trafficking	1,501	162	3	172	133	25	2	70	2,068	1.6
-Possession	14,666	2,394	722	1,322	362	1,659	104	15	21,244	16.7
<b>WEAPONS, ESCAPE</b>	<b>3,625</b>	<b>612</b>	<b>253</b>	<b>491</b>	<b>52</b>	<b>48</b>	<b>84</b>	<b>3</b>	<b>5,168</b>	<b>4.1</b>
-Escape	230	72	1	136	20	5	28	1	493	.4
-Carry Concealed Firearm	1,712	152	220	60	8	25	4	0	2,181	1.7
-Possess Firearm or Any Weapon	579	205	6	203	13	10	46	2	1,064	.8
-Shoot into Dwelling or Vehicle	536	100	9	57	2	2	4	0	710	.6
-Other Weapons Offenses	568	83	17	35	9	6	2	0	720	.6
<b>OTHER OFFENSES</b>	<b>5,051</b>	<b>626</b>	<b>257</b>	<b>281</b>	<b>78</b>	<b>66</b>	<b>12</b>	<b>5</b>	<b>6,376</b>	<b>5.0</b>
-Failure to Stop After Accident	759	96	26	37	2	7	0	2	929	.7
-DUI, 4th Conviction	576	105	1	80	6	8	0	1	777	.6
-Cause Injury While DUI	570	88	1	17	10	8	2	0	696	.5
-Racketeering	202	17	0	22	1	1	0	0	243	.2
-Criminal Procedure Violation	563	63	22	39	7	16	5	1	716	.6
-Arson, Other	450	62	23	42	14	6	2	0	599	.5
-Kidnapping, Custody Offenses	84	6	4	1	0	0	0	0	95	.1
-Traffic, Other	207	23	1	2	8	4	0	0	245	.2
-Criminal Solicitation of Child	101	33	2	0	1	2	0	0	139	.1
-Store Hazardous Materials	67	2	19	4	0	0	0	0	92	.1
-Other Offenses	1,472	131	158	37	29	14	3	1	1,845	1.5
Data Unavailable	2,370	208	139	1	152	56	1	2	2,929	
<b>TOTAL</b>	<b>91,070</b>	<b>14,892</b>	<b>5,441</b>	<b>10,501</b>	<b>2,907</b>	<b>3,587</b>	<b>1,302</b>	<b>240</b>	<b>129,940</b>	<b>100.0</b>

# Statistics

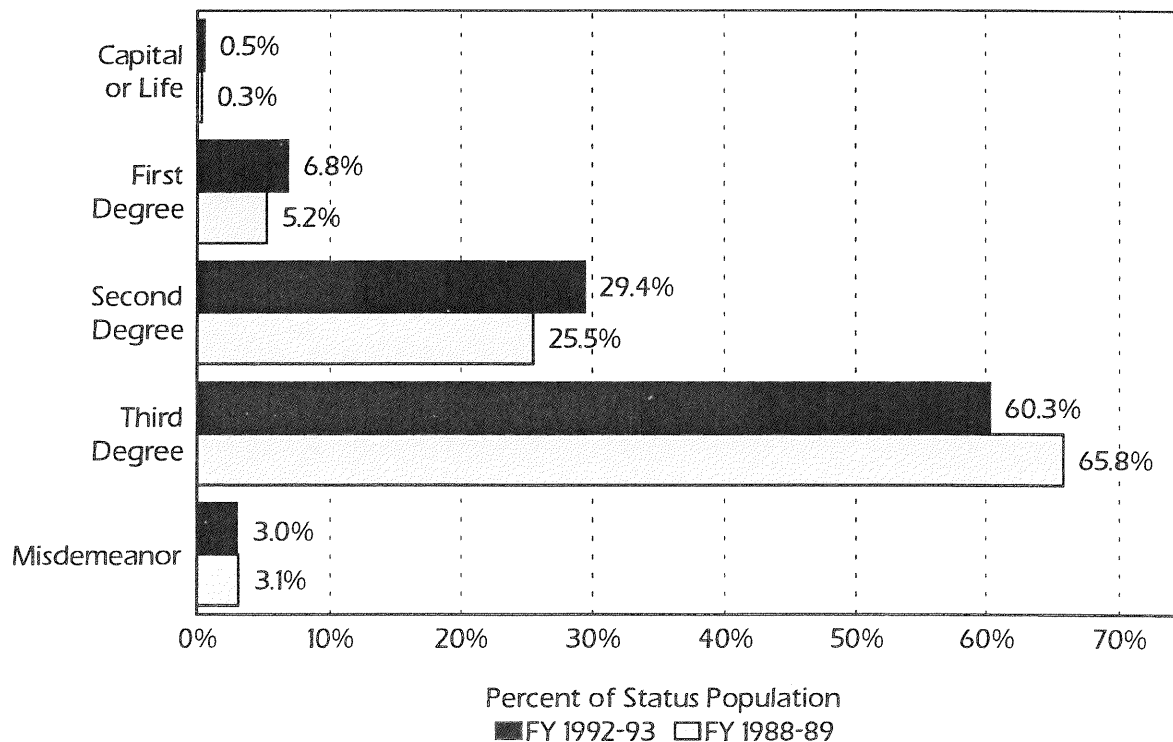
## COMMUNITY SUPERVISION Status Population

### FELONY CLASSIFICATION

(SUPERVISION POPULATION ON JUNE 30, 1993)

Category	Probation	Community Control	Pretrial Intervention	Control Release	Parole	Drug Offender Probation	Conditional Release	Other	Total	Percent
Capital Felony	79	9	4	0	14	0	0	0	106	.1
Life Felony	292	39	1	68	89	1	17	11	518	.4
First Degree	5,633	1,132	61	921	580	74	102	94	8,597	6.8
Second Degree	24,120	5,416	326	4,946	695	988	645	64	37,200	29.4
Third Degree	55,425	7,959	4,730	4,439	735	2,411	519	63	76,281	60.3
Redefined Misdemeanor	3,368	84	20	0	16	54	0	0	3,542	2.8
Misdemeanor	189	9	0	8	0	4	1	0	211	.2
Data Unavailable	1,964	244	299	119	778	55	18	8	3,485	
<b>TOTAL</b>	<b>91,070</b>	<b>14,892</b>	<b>5,441</b>	<b>10,501</b>	<b>2,907</b>	<b>3,587</b>	<b>1,302</b>	<b>240</b>	<b>129,940</b>	<b>100.0</b>

### Felony Class for Supervision Status Population A Comparison of FY 1988-89 with FY 1992-93

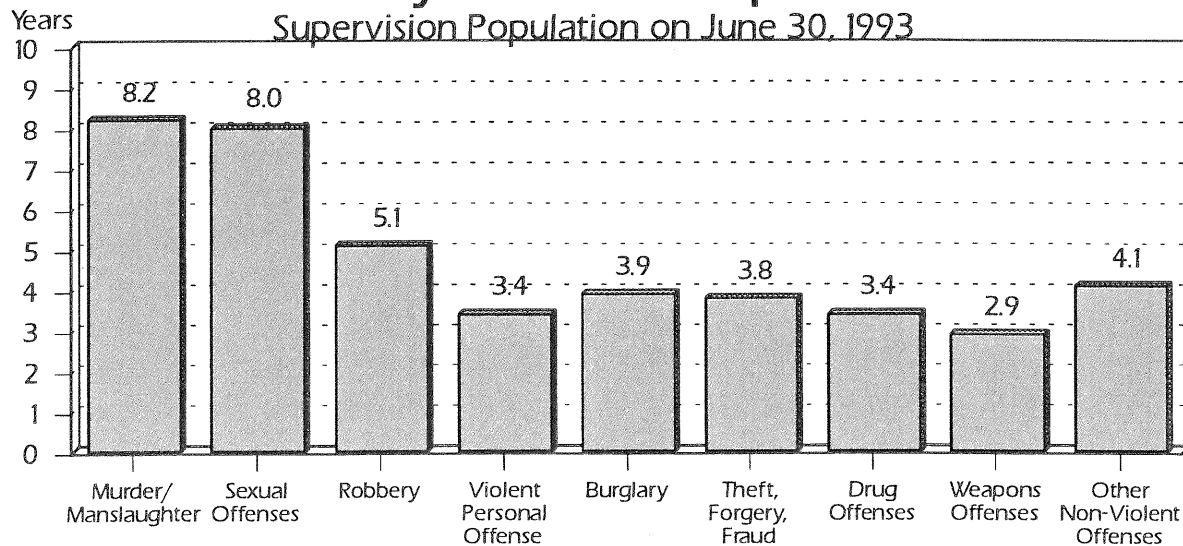


## SENTENCE LENGTH (SUPERVISION POPULATION ON JUNE 30, 1993)

Category	Probation	Community Control	Pretrial Intervention	Control Release	Parole	Drug Offender Probation	Conditional Release	Other	Total	Percent	Cum. Pct.
1 Year or Less	11,061	1,305	3,173	4,477	109	199	291	179	20,794	16.2	16.2
GT 1, LE 2 Yrs.*	24,612	5,932	1,772	1,917	344	1,432	611	7	36,627	28.5	44.7
GT 2, LE 3 Yrs.	19,124	1,950	323	1,406	325	1,005	253	10	24,396	19.0	63.6
GT 3, LE 4 Yrs.	6,344	1,412	35	962	199	296	80	6	9,334	7.3	70.9
GT 4, LE 5 Yrs.	15,619	1,875	70	630	204	401	33	1	18,833	14.6	85.5
GT 5, LE 6 Yrs.	2,141	441	5	260	137	54	16	3	3,057	2.4	87.9
GT 6, LE 7 Yrs.	1,537	508	1	204	107	33	2	1	2,393	1.9	89.8
GT 7, LE 8 Yrs.	897	137	1	149	87	16	1	1	1,289	1.0	90.8
GT 8, LE 9 Yrs.	432	74	0	128	78	6	1	1	720	.6	91.3
GT 9, LE 10 Yrs.	4,136	325	2	51	120	32	0	3	4,669	3.6	94.9
GT 10, LE 12 Yrs.	1,081	299	0	74	147	7	1	3	1,612	1.3	96.2
GT 12, LE 15 Yrs.	1,918	207	0	91	124	10	0	1	2,351	1.8	98.0
GT 15, LE 20 Yrs.	610	105	1	40	108	1	0	1	866	.7	98.7
GT 20, LE 30 Yrs.	384	54	0	15	122	4	0	0	579	.5	99.2
GT 30, LE 40 Yrs.	61	11	1	4	46	0	0	0	123	.1	99.3
GT 40, LE 50 Yrs.	28	2	0	0	24	0	0	0	54	.0	99.3
Over 50 Yrs.	87	5	0	4	109	4	0	0	209	.2	99.5
Life	196	8	0	1	481	1	0	0	687	.5	100.0
Data Unavail.	802	242	57	88	36	86	13	23	1,347		
<b>TOTAL</b>	<b>91,070</b>	<b>14,892</b>	<b>5,441</b>	<b>10,501</b>	<b>2,907</b>	<b>3,587</b>	<b>1,302</b>	<b>240</b>	<b>129,940</b>	<b>100.0</b>	<b>100.0</b>
Average	4.0	3.7	1.3	2.4	11.7	3.1	1.8	1.1	3.8		
Median	3.0	2.1	1.0	1.5	5.0	2.5	1.5	0.3	2.8		
Mode	GT 1, LE 2	GT 1, LE 2	LE 1	LE 1	GT 1, LE 2	GT 1, LE 2	GT 1, LE 2	LE 1	GT 1, LE 2		

\* GT - Greater than, LE - less than or equal to.

## Average Sentence Length for Felony Probationers by Offense Groups



# Statistics

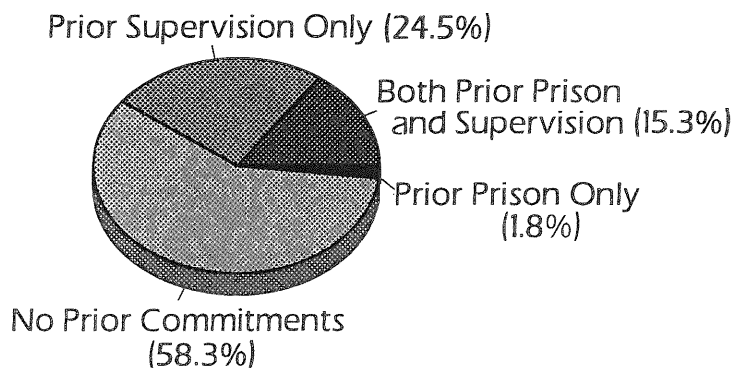
## PRIOR PRISON COMMITMENTS (SUPERVISION POPULATION ON JUNE 30, 1993)

Category	Probation	Community Control	Pretrial Intervention	Control Release	Parole	Drug Offender Probation	Conditional Release	Other	Total	Percent
None	78,864	11,434	5,376	5,318	2,614	2,780	182	169	106,737	82.9
1	7,531	2,128	5	2,500	181	464	500	23	13,332	10.4
2	2,293	801	2	1,413	54	178	304	21	5,066	3.9
3	858	285	0	734	17	84	203	11	2,192	1.7
4	321	97	1	316	6	38	72	10	861	.7
5 or more	173	56	0	219	3	13	41	4	509	.4
Data Unavailable	1,030	91	57	1	32	30	0	2	1,243	
<b>TOTAL</b>	<b>91,070</b>	<b>14,892</b>	<b>5,441</b>	<b>10,501</b>	<b>2,907</b>	<b>3,587</b>	<b>1,302</b>	<b>240</b>	<b>129,940</b>	<b>100.0</b>

## PRIOR TERMS OF SUPERVISION (SUPERVISION POPULATION ON JUNE 30, 1993)

Category	Probation	Community Control	Pretrial Intervention	Control Release	Parole	Drug Offender Probation	Conditional Release	Other	Total	Percent
None	63,514	4,943	5,198	1,242	2,250	1,369	101	91	78,708	60.6
1	18,017	5,485	223	3,153	512	1,216	347	46	28,999	22.3
2	6,262	2,717	17	2,883	115	567	416	54	13,031	10.0
3	2,265	1,139	1	1,797	28	270	292	30	5,822	4.5
4	743	412	2	917	2	110	99	12	2,297	1.8
5 or more	269	196	0	509	0	55	47	7	1,083	.8
<b>TOTAL</b>	<b>91,070</b>	<b>14,892</b>	<b>5,441</b>	<b>10,501</b>	<b>2,907</b>	<b>3,587</b>	<b>1,302</b>	<b>240</b>	<b>129,940</b>	<b>100.0</b>

## Total Prior Commitments to the Florida Department of Corrections Supervision Status Population on June 30, 1993



## Community Supervision Releases

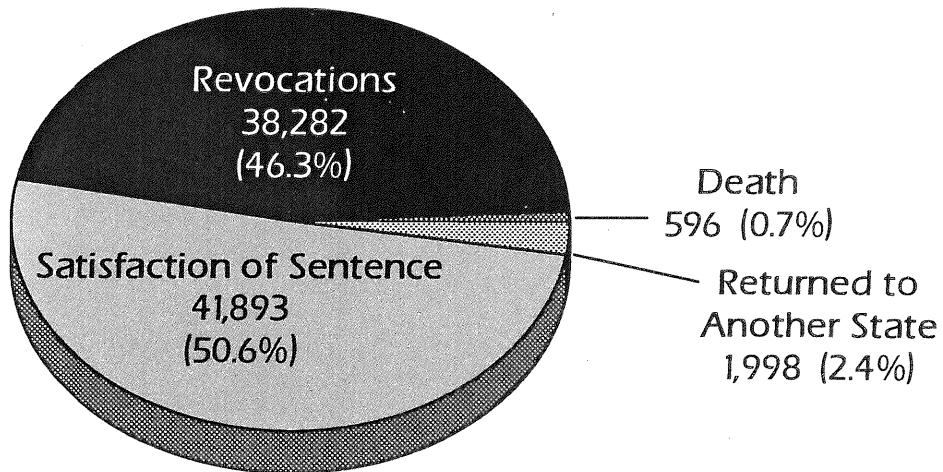
The community supervision release population consists of all offenders permanently removed from a specific term of supervision in the Florida Department of Corrections due to satisfaction of the sentence, return to another state, death, or revocation.

### SUPERVISION TYPE (SUPERVISION RELEASES FOR FY 1992-93)

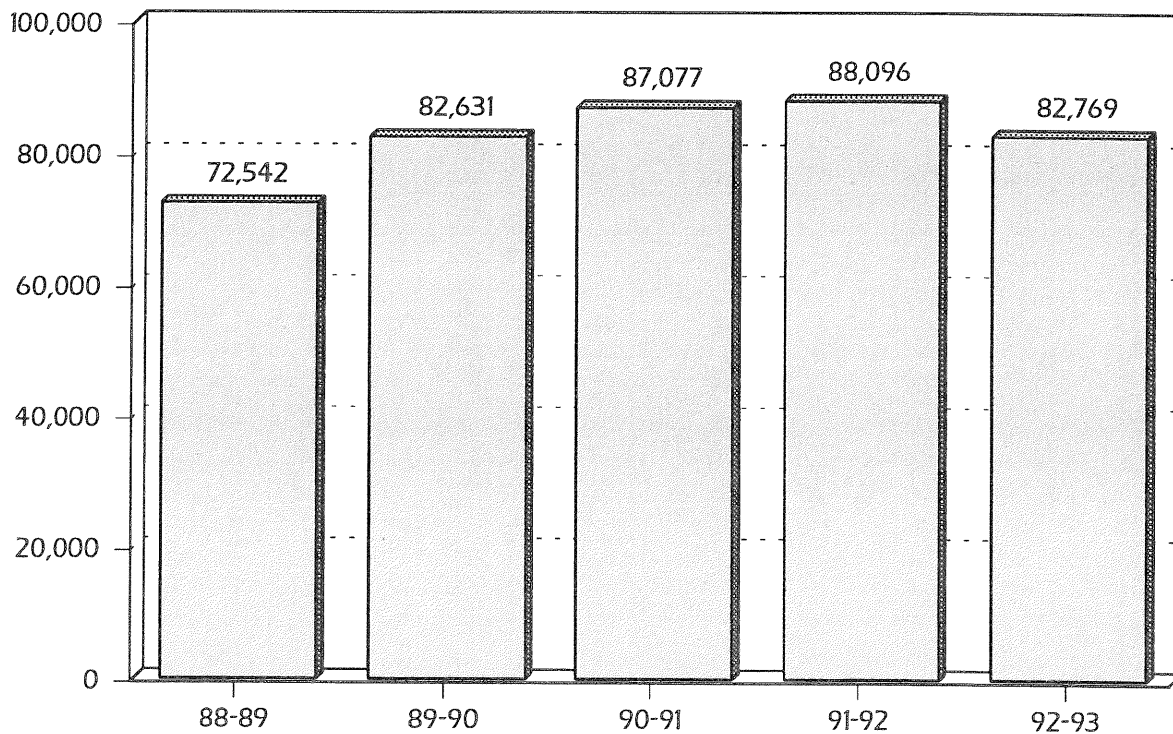
Category	Revocation for a New Felony	Revocation for a Misdemeanor	Revocation for a Technical Violation	Pardoned	Death	Normal Termination	Early Termination	Court Action	Return of Other State Case	Total	Percent
Felony Probation	7,278	2,503	12,329	10	410	15,322	6,629	5,411	1,476	51,368	62.1
Misdemeanor Probation	99	63	181	0	7	616	100	154	17	1,237	1.5
Parole -- State	42	11	38	24	17	270	92	39	486	1,019	1.2
Parole -- County	0	0	1	0	0	0	0	0	1	2	.0
Conditional Pardon	0	0	0	0	0	1	0	0	0	1	.0
County Work Release	1	1	1	0	0	12	4	7	1	27	.0
Pretrial Intervention	171	98	1,251	0	10	2,819	1,059	287	10	5,705	6.9
Community Control	1,934	655	6,185	2	76	1,194	464	597	4	11,111	13.4
Community Control -- Parole	0	0	2	0	0	0	0	2	0	4	.0
Administrative Probation	12	6	9	0	3	405	23	36	0	494	.6
Supervised Community Release	3	0	10	1	0	522	16	4	0	556	.7
Provisional Release	8	0	60	1	1	467	4	19	0	560	.7
Conditional Release	126	45	196	9	10	274	7	37	0	704	.9
Control Release	1,380	349	2,043	41	41	3,846	53	258	0	8,011	9.7
Drug Offender Probation	260	73	732	0	18	98	58	73	3	1,315	1.6
Administrative Control Release	93	26	7	2	2	511	0	13	0	654	.8
Conditional Medical Release	0	0	0	0	1	0	0	0	0	1	.0
<b>TOTAL</b>	<b>11,407</b>	<b>3,830</b>	<b>23,045</b>	<b>90</b>	<b>596</b>	<b>26,357</b>	<b>8,509</b>	<b>6,937</b>	<b>1,998</b>	<b>82,769</b>	<b>100.0</b>

# Statistics


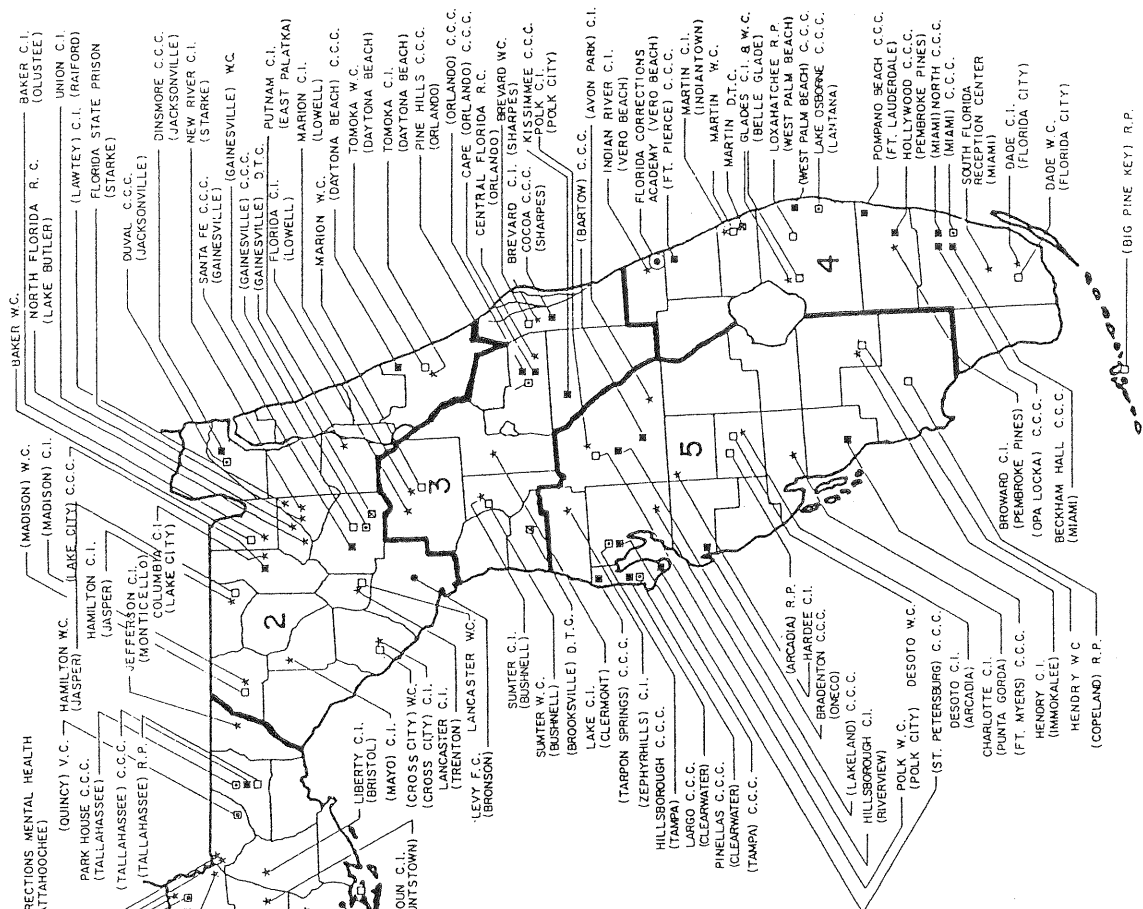
## Supervision Releases by Category FY 1992-93



## Supervision Releases Over the Past Five Fiscal Years




# Department Facilities



## DEPARTMENT OF CORRECTIONS CORRECTIONAL FACILITIES


★	MAJOR INSTITUTIONS
■	COMMUNITY CORRECTIONAL CENTERS
●	WOMENS ADJUSTMENT CENTERS
□	ROAD PRISONS & WORK CAMPS
▣	VOCATIONAL TRAINING CENTERS
▤	AGRICULTURAL VOCATIONAL CENTERS
⊙	FORESTRY CAMPS
⊗	DRUG TREATMENT CENTERS
( )	IDENTIFIES CLOSEST CITY





Harry K. Singletary, Jr.  
Secretary

# DIRECTORY



# Directory

## CENTRAL OFFICE

2601 Blair Stone Road  
Tallahassee 32399-2500 488-5021

Harry K. Singletary, Jr., Secretary .....	488-7480
Bill Thurber, Deputy Secretary .....	488-7860
Information Services .....	488-0420
Inspector General .....	488-9265
Inspection & Information .....	488-2102
Internal Auditing .....	488-5061
Legal Services .....	488-2326
Legislative Programs .....	488-0987

### Operations:

Assistant Secretary for	
Jerry Vaughan (acting) .....	488-4557
Deputy Assistant Secretary .....	488-8181
Inmate Work Programs .....	488-4430
Security Coordination .....	488-4430

### Programs:

Assistant Secretary for	
Wilson C. Bell .....	488-9940
Adult Services Program Office .....	487-2475
Chaplaincy Services .....	488-3570
Classification .....	488-3940
Community Release and Furlough .....	488-3835
Community Facilities .....	488-3703
Youthful Offender Program Office .....	488-6903
Probation and Parole Prog. Offc. ....	487-2165
Interstate Compact .....	488-4839
Admission & Release Authority .....	487-1986
Population Movement & Control .....	487-1974
Commitments & Sentence Data .....	487-3464
Offender Records .....	488-2533
Planning, Research & Statistics .....	488-8430

### Management & Budget:

Assistant Secretary for	
Ronald Kronenberger .....	488-3800
Deputy Director .....	488-8306
Budget & Management Evaluation .....	488-8637
Cost of Supervision .....	488-0120
Facilities Services .....	487-1330
Finance & Accounting .....	488-8756
Grants Management .....	488-4037
Payroll .....	488-3625
General Services .....	488-2715
Energy .....	488-2715
Food Services .....	488-0123
Property Management & Leases .....	487-2848
Purchasing .....	488-2715
Management Information Systems .....	488-6316
Personnel .....	488-3130
Staff Development .....	487-2875

### Health Services:

Assistant Secretary for	
Charles R. Mathews, M.D. ....	922-6015
Health Services .....	487-4702

## Florida Corrections Academy South

5880 Lundberg Road  
Vero Beach, Florida 32966  
(407) 778-5040 SC 240-5040  
Michael Gooch, Director

## Florida Corrections Academy North

P.O. Box 159  
Olustee, Florida 32072  
(904) 755-1131 SC 885-0640  
David Delifus, Director

## REGIONAL OFFICES

### Region I

Richard Kirkland  
Regional Director  
4610 Hywy 90 East  
Marianna, Florida 32446  
(904) 482-9533 SC 789-9533

### Region II

J.S. Petrovsky  
Regional Director  
3700 SW. 34th St. Suite 335  
P.O. Box 147007  
Gainesville, Florida 32614-7007  
(904) 336-2035 SC 625-2035

### Region III

George Denman  
Regional Director  
400 W. Robinson, Suite N-909  
Orlando, Florida 32801  
(407) 423-6125 SC 344-6125

### Region IV

Carl D. Berry  
Regional Director  
3810 Inverrary Boulevard  
Building C, Suite 101  
Lauderhill, Florida 33319  
(305) 497-3300 SC 457-3300

### Region V

Lee Roy Black, Ph.D.  
Regional Director  
5422 W. Bay Center Drive, #101  
Tampa, Florida 33609  
(813) 871-7230 SC 542-7230

## MAJOR INSTITUTIONS

### Region I

**Apalachee Corr. Inst. (Male)**  
Joseph Thompson, Superintendent  
P.O. Box 699  
Sneads, Florida 32460-0699  
(904) 593-6431 SC 786-1011

### Calhoun Corr. Inst. (Male)

George Ragans, Superintendent  
P.O. Box 2000  
Blountstown, Florida 32424-2000  
(904) 674-5901 SC 787-2010

### Century Corr. Inst. (Male)

Paul Coburn, Superintendent  
P.O. Box 248  
Century, Florida 32535-0248  
(904) 256-0510

### Corrections Mental Health Institution (Co-Ed)

Vacant, Superintendent  
P.O. Box 875  
Chattahoochee, Florida 32324 0875  
(904) 663-4061 SC 289-1011

### Gulf Corr. Inst. (Male)

Ron McAndrew, Superintendent  
P.O. Drawer 10  
Wewahitchka, Florida 32465-0010  
(904) 639-5139 SC 790-1011

### Holmes Corr. Inst. (Male)

Curtis Chapman, Superintendent  
P.O. Box 190  
Bonifay, Florida 32425-0190  
(904) 547-2100 SC 781-1397

### Jackson Corr. Inst. (Male)

Jimmy D. Folsom, Superintendent  
P.O. Box 4900  
Malone, Florida 32445  
(904) 569-5260 SC 778-1011

### Jefferson Corr. Inst. (Female)

Ray Henderson, Superintendent  
P.O. Drawer 430  
Monticello, Florida 32344-0430  
(904) 997-1987 SC 285-1300

### Liberty Corr. Inst. (Male)

James Ivey, Superintendent  
P.O. Box 999  
Bristol, Florida 32321-0999  
(904) 643-2141 SC 788-1011

### Okaloosa Corr. Inst. (Male)

Kenneth Oden, Superintendent  
3189 Little Silver Rd.  
Crestview, Florida 32536-0578  
(904) 682-0931 SC 672-1011

### River Junction Corr. Inst. (Male)

Wayne Helms, Superintendent  
P.O. Box 3700  
Chattahoochee, Florida 32324-3700  
(904) 663-4385 SC 771-2455

### Walton Corr. Inst. (Male)

Gary Thomas, Superintendent  
P.O. Box 1386  
DeFuniak Springs, Florida 32433-1386  
(904) 892-6141 SC 692-1200

# Directory

## Region II

### **Baker Corr. Inst. (Male)**

Ray Ward, Superintendent  
P.O. Box 500  
Olustee, Florida 32072-0500  
(904) 752-9244 SC 849-1011

### **Columbia Corr. Inst. (Male)**

Bradley D. Carter, Superintendent  
P.O. Box 3539  
Lake City, Florida 32056-3539  
(904) 758-8090 SC 850-8090

### **Cross City Corr. Inst. (Male)**

Leslie Ryder, Superintendent  
P.O. Box 1500  
Cross City, Florida 32628-1500  
(904) 498-5576 SC 629-1011

### **Florida State Prison (Male)**

Everett Perrin, Superintendent  
P.O. Box 747  
Starke, Florida 32091-0747  
(904) 964-8125 SC 836-1011

### **Hamilton Corr. Inst. (Male)**

Leonard R. Dugger, Superintendent  
P.O. Box 1360  
Jasper, Florida 32052-1360  
(904) 792-2836 SC 872-1011

### **Lancaster Corr. Inst. (Male Youth)**

Linda Buby, Superintendent  
P.O. Box 158  
Trenton, Florida 32693-0158  
(904) 463-2303 SC 626-1011

### **Lawtey Corr. Inst. (Male)**

Gene Gordon, Superintendent  
P.O. Box 229  
Lawtey, Florida 32058-0229  
(904) 782-3811 SC 859-1011

### **Madison Corr. Inst. (Male)**

C. William Sprouse, Superintendent  
P.O. Box 692  
Madison, Florida 32340-0692  
(904) 973-3688 SC 281-1000

### **Mayo Corr. Inst. (Male)**

Vacant, Superintendent  
P.O. Box 448  
Mayo, Florida 32066-0448  
(904) 294-2335 SC 855-1011

### **New River Corr. Inst. (Male)**

James Crosby, Superintendent  
P.O. Box 333  
Raiford, Florida 32083-0333  
(904) 964-4000 SC 842-2393

### **North Florida Reception Center (Male)**

Vacant, Superintendent  
P.O. Box 628  
Lake Butler, Florida 32054-0628  
(904) 496-2222 SC 883-1011

### **Putnam Corr. Inst. (Male)**

Richard L. Dugger, Superintendent  
P.O. Box 279  
East Palatka, Florida 32131-0279  
(904) 325-2857 SC 867-1011

### **Tomoka Corr. Inst. (Male)**

Hamilton D. Mathis, Superintendent  
3950 Tiger Bay Road  
Daytona Beach, Florida 32124-1098  
(904) 257-1314 SC 385-1100

### **Union Corr. Inst. (Male)**

Dennis O'Neill, Superintendent  
P.O. Box 221  
Raiford, Florida 32083-0221  
(904) 431-1212 SC 831-1011

## Region III

### **Brevard Corr. Inst. (Male Youth)**

Dave Hemme, Superintendent  
P.O. Box 340  
Sharpes, Florida 32959-0340  
(407) 632-6711 SC 328-1000

### **Central Florida Reception Center (Male)**

Ray McCleese, Superintendent  
P.O. Box 628040  
Orlando, Florida 32862-8040  
(407) 282-3053 SC 369-1000

### **Florida Corr. Inst. (Female)**

Eugene A. Poole, Superintendent  
P.O. Box 147  
Lowell, Florida 32663-0147  
(904) 622-5151 SC 653-1011

### **Lake Corr. Inst. (Male)**

Don M. Dean, Superintendent  
P.O. Box 120099  
Clermont, Florida 34712-0099  
(904) 394-6146 SC 634-1000

### **Marion Corr. Inst. (Male)**

Jerry Wade, Superintendent  
P.O. Box 158  
Lowell, Florida 32663-0158  
(904) 732-8355 SC 644-1000

### **Sumter Corr. Inst. (Male)**

William Bedingfield, Superintendent  
P.O. Box 667  
Bushnell, Florida 33513-0667  
(904) 793-2525 SC 633-1000

## Region IV

### **Broward Corr. Inst. (Female)**

Joe Butler, Superintendent  
P.O. Box 8540  
Pembroke Pines, Florida 33024-8540  
(305) 434-0050 SC 460-6011

### **Dade Corr. Inst. (Male)**

Willie L. Floyd Sr., Superintendent  
19000 S.W. 377th Street  
Florida City, Florida 33034-6409  
(305) 245-3350 SC 424-3011

### **Glades Corr. Inst. (Male)**

John L. Shaw, Superintendent  
500 Orange Ave. Circle  
Belle Glade, Florida 33430-5222  
(407) 996-5241 SC 237-1011

### **Indian River Corr. Inst. (Male Youth)**

Thomas A. Crews, Superintendent  
7625 17th Street S.W.  
Vero Beach, Florida 32960  
(407) 569-5100 SC 251-9011

### **Martin Corr. Inst. (Male)**

Chester Lambdin, Superintendent  
1150 S. W. Allapattah Road  
Indiantown, Florida 33456  
(407) 597-3705 SC 249-5011

### **South Florida Reception Center (Male)**

Marta Villacorta, Superintendent  
P.O. Box 02-8538  
Miami, Florida 33102-8538  
(305) 592-9567 SC 475-1390

## Region V

### **Avon Park Corr. Inst. (Male)**

Dale Landress, Superintendent  
P.O. Box 1100  
Avon Park, Florida 33825-1100  
(813) 453-3174 SC 745-6599

### **Charlottee Corr. Inst. (Male)**

Rodney Sistrunk, Superintendent  
33123 Oil Well Road  
Punta Gorda, Florida 33955  
(813) 575-2828 SC 756-1200

### **Desoto Corr. Inst. (Male)**

Warren Cornell, Superintendent  
P.O. Box 1072  
Arcadia, Florida 33832-1072  
(813) 494-3727 SC 721-7360

### **Hardee Corr. Inst. (Male)**

Kermit Kerley, Superintendent  
Route 2, Box 200  
Bowling Green, Florida 33834-0200  
(813) 773-2441 SC 757-1200

### **Hendry Corr. Inst. (Male)**

David Farcas, Superintendent  
Route 2, Box 13-A  
Immokalee, Florida 33934-9747  
(813) 657-3654 SC 734-1100

### **Hillsborough Corr. Inst. (Male)**

Roderick James, Superintendent  
11150 Highway 672  
Riverview, Florida 33569-8402  
(813) 671-5022 SC 542-5022

# Directory

**Polk Corr. Inst. (Male)**  
Gerald Abdul-Wasi, Superintendent  
3876 Evans Road, Box 50  
Polk City, Florida 33868-9213  
(813) 984-2273 SC 588-1011

**Zephyrhills Corr. Inst. (Male)**  
Ronald Holmes, Superintendent  
2739 Gall Boulevard  
Zephyrhills, Florida 33543  
(813) 782-5521 SC 535-1100

**ROAD PRISONS,  
DRUG TREATMENT  
CENTERS,  
VOCATIONAL  
CENTERS,  
FORESTRY CAMPS,  
WORK CAMPS**

## Region I

**Berrydale Forestry Camp (Male)**  
R.E. Grant, Major  
6920 Highway 4  
Jay, Florida 32565  
(904) 675-4564 SC 671-4142

**Caryville Work Camp (Male)**  
R.A. Peters, Major  
P.O. Box 129  
Caryville, Florida 32437  
(904) 548-5321 SC 771-4620

**Franklin Work Camp (Male)**  
Vacant, Major  
P.O. Box 160  
Apalachicola, Florida 32320  
(904) 653-8500 SC 771-2127

**Gulf Forestry Camp (Male)**  
John Allgood, Major  
3222 DOC Whitfield Road  
White City, Florida 32465  
(904) 227-7412 SC 771-2045

**Jackson Work Camp (Male)**  
Ronnie Harrison, Major  
4794 Pelt Street  
Marianna, Florida 32446  
(904) 482-9561 SC 789-9561

**Quincy Vocational Center &  
Work Camp (Male)**  
C.F. Keels, Asst. Supt.  
112 South Adams  
Quincy, Florida 32353  
(904) 627-9251 SC 282-2076

**Tallahassee Road Prison (Male)**  
Willie E. Norwood, Major  
2628 Springhill Road  
Tallahassee, Florida 32310  
(904) 488-8340 SC 278-8340

## Region II

**Gainesville Work Camp (Male)**  
H.H. Henson, Major  
P.O. Box 1167  
State Road 26 East  
Gainesville, Florida 32609-1167  
(904) 336-2045 SC 625-2045

**Gainesville DTC (Male)**  
Elvin Kelsey, Asst. Superintendent  
P.O. Box 936  
Gainesville, Florida 32602-0936  
(904) 336-2001 SC 625-2001

**Levy Forestry Camp (Female)**  
William Albury, Major  
P.O. Box 1659  
Country Road 343  
Bronson, Florida 32621-1659  
(904) 486-5330 SC 645-5330

## Region III

**Brooksville DTC (Male)**  
William C. Young, Assistant Supt.  
P.O. Box 10099  
Brooksville, Florida 34601-0099  
(904) 754-6715 SC 663-6715

## Region IV

**Big Pine Key Road Prison (Male)**  
Ricardo Ricks, Major  
P.O. Box 509  
Big Pine Key, Florida 33043  
(305) 872-2231 SC 451-5105

**Loxahatchee Road Prison (Male)**  
David Payton, Major  
230 Sunshine Road  
West Palm Beach, Florida 33411  
(407) 793-1866 SC 221-5178

## Region V

**Arcadia Road Prison (Male)**  
Gregory A. Cavas, Major  
P.O. Box 1033  
Arcadia, Florida 33821-1033  
(813) 993-4628 SC 740-4628

**Bradenton DTC (Co-Ed)**  
Diane Thompson, Corr. Asst. Supt. I  
P.O. Box 1406  
Oneco, Florida 34264-1406  
(813) 751-7605 599-7607/8

**Copeland Road Prison (Male)**  
Ellwood H. Stamper, Major  
P.O. Box 97  
Copeland, Florida 33926-7844  
(813) 695-2401 SC 721-7844

**Largo Work Camp (Male)**  
Booker Asberry, Major  
5201 Ulmerton Rd.  
Clearwater, Florida 34620-4091  
(813) 570-5135 SC 558-5135

**Bradenton DTC (Co-Ed)**  
Diane Thompson, Asst. Supt.  
P.O. Box 1406  
Oneco, Florida 34264-1406  
(813) 751-7605 SC 599-7607

**COMMUNITY  
CORRECTIONAL  
CENTERS**

## Region I

**Region I Community Facilities Supt.**  
Dr. John H. Dale  
4610 Highway 90 East  
Marianna, Florida 32446  
(904) 482-9532 SC 789-9532

**Marianna CCC (Male)**  
Charles Gilbert, Major  
P.O. Box Drawer 1586  
Marianna, Florida 32446  
(904) 482-9532 SC 789-9532

**Panama City CCC (Male)**  
Joe Ikeguchi, Major  
3609 Highway 390  
Panama City, Florida 32405  
(904) 872-4178 SC 777-4178

**Park House CCC (Female)**  
Catherine Hicks, Lieutenant  
1126 East Park Avenue  
Tallahassee, Florida 32301  
(904) 488-1860 SC 278-1860

**Pensacola CCC (Male)**  
Jerome Delisle, Major  
3050 North L. Street  
Pensacola, Florida 32501  
(904) 444-8920 SC 693-8920

**Tallahassee CCC (Male)**  
Howard Clark, Major  
2616 A. Springhill Road  
Tallahassee, Florida 32310  
(904) 488-2478 SC 278-2478

# Directory

## Region II

### Region II Community Facilities Supt.

James E. Curington, Jr.  
P.O. Box 147007  
Gainesville, Florida 32614-7007  
(904) 336-2035 SC 625-2035

### Daytona Beach CCC (Male)

Allen Spence, Major  
3601 U.S. Highway 92 West  
Daytona Beach, Florida 32124-1002  
(904) 238-3171 SC 380-3171

### Dinsmore CCC (Male)

Paul Crawford, Major  
13200 Old Kings Road  
P.O. box 62208  
Jacksonville, Florida 32219-2208  
(904) 764-7111 SC 821-5386

### Duval CCC (Female)

Pamela Thigpen, Lieutenant  
2830 Park Street  
P.O. Box 60875  
Jacksonville, Florida 32235  
(904) 381-6010 SC 834-6010

### Gainesville CCC (Female)

Charlene Hansford, Lieutenant  
1103 South West 6th Avenue  
P.O. Box 1083  
Gainesville, Florida 32602-1083  
(904) 336-2050 SC 625-2050

### Lake City CCC (Male)

Charles "Doug" Bryan, Major  
P.O. Box 3359  
Lake Jeffrey Road  
Lake City, Florida 32056-3359  
(904) 758-0535 SC 885-0535

### Santa Fe CCC (Male)

Arthur McDaniel, Major  
2901 Northeast 39th Avenue  
P.O. Box 1202  
Gainesville, Florida 32602-1202  
(904) 336-2070 SC 625-2070

## Region III

### Region III Community Facilities Supt.

Robert M. Whidden, Jr.  
400 West Robinson Street  
Suite 909 North  
Orlando, Florida 32801  
(407) 423-6960 SC 344-6960

### Cocoa CCC (Male)

Roslynn Kidd, Major  
P.O. Box 35  
Sharpes, Florida 32959  
(407) 690-3210 SC 362-3210

### Kissimmee CCC (Male)

Sonny Yates, Major  
2925 Michigan Avenue  
Kissimmee, Florida 34743  
(407) 846-5210 SC 327-5210

### Orlando CCC (Male)

Angela Ashley, Major  
7300 Laurel Hill Road  
Orlando, Florida 32818  
(407) 578-3510 SC 326-3510

### Pine Hills CCC (Female)

Katie Franks, Lieutenant  
7300 Laurel Hill Road  
Orlando, Florida 32818  
(407) 578-3514 SC 326-3514

## Region IV

### Region IV Community Facilities Supt.

Dr. Ana I. Gispert  
3810 Inverrary Blvd.  
Bldg. C, Suite 101  
Lauderhill, Florida 33319  
(305) 497-3300 SC 457-3300

### Ft. Pierce CCC (Male)

J.C. McKenzie, Major  
1203 Bell Avenue  
Ft. Pierce, Florida 33450  
(305) 468-3929 SC 240-3929

### Hollywood CCC (Male)

Jimmy L. Nelson, Major  
P.O. Box 8759  
Pembroke Pines, Florida 33024  
(305) 985-4720 SC 473-4720

### Lake Osborne CCC (Female)

Sandra Phippen, Lieutenant  
1241 West Lantana Road  
Lantana, Florida 33462  
(407) 588-9053 SC 260-8243

### Miami CCC (Female)

Shirley Garrison, Lieutenant  
7521 North East 3rd Avenue  
Miami, Florida 33138  
(305) 795-7809 SC 478-7809

### Miami North CCC (Male)

Vacant, Major  
7090 Northwest 41st Street  
Miami, Florida 33166  
(305) 592-5431 SC 451-5292

### Opa Locka CCC (Male)

Eddie Zellner, Major  
5400 Northwest 135th Street  
Opalocka, Florida 33054  
(395) 827-4057 SC 481-4057

### Pompano CCC (Male)

Mark D. Redstone, Major  
5600 Northwest 9th Ave.  
Ft. Lauderdale, Florida 33309  
(305) 771-8504 SC 451-5016

### West Palm Beach CCC (Male)

Charles M. Bitzer, Major  
261 West Fairgrounds Road  
West Palm Beach, Florida 33411  
(407) 795-0106 SC 221-5335

## Region V

### Region V Community Facilities Supt.

Charles J. Holmes  
5422 West Bay Center Drive, Suite 101  
Tampa, Florida 33609  
(813) 871-7230 SC 542-7230

### Bartow CCC (Male)

John Fort, Major  
P.O. Box 959  
Bartow, Florida 33830-0959  
(813) 534-7037 SC 549-7037

### Ft. Myers CCC (Male)

Frank R. Rechterovic, Major  
P.O. Box 051107  
Ft. Myers, Florida 33905-1107  
(813) 332-6915 SC 748-6915

### Hillsborough CCC (Female)

Betty Menendez, Lieutenant  
3802 Dr. Martin Luther King Blvd.  
Tampa, Florida 33614-7095  
(813) 871-7132 SC 542-7132

### Lakeland CCC (Male)

Robert L. Carr, Major  
1 Alderman Road  
Lakeland, Florida 33809-2801  
(813) 499-2211 SC 595-2211

### Pinellas CCC (Female)

Joan Gelinias, Lieutenant  
5201 Ulmerton Road  
Clearwater, Florida 33620-4091  
(813) 570-5138 SC 558-5138

### St. Petersburg CCC (Male)

Harry L. Nolan, Major  
4237 8th Avenue, South  
St. Petersburg, Florida 33711-2000  
(813) 893-2289 SC 594-2289

### Tampa CCC (Male) Unit 1

Wendy Brazil, Major  
3802 West Dr. M.L. King Blvd.  
Tampa, Florida 33614-7095  
(813) 871-7133 SC 542-7133

### Tampa CCC (Male) Unit 2

Charles Gaskin, Asst. Supt.  
3802 West Dr. M.L. King Blvd.  
Tampa, Florida 33614-7095  
(813) 871-7136 SC 542-7136



# Directory

**Tarpon Springs CCC (Male)**  
Clifford Pitts, Major  
P.O. Box 39  
Tarpon Springs, Florida 34688-0039  
(813) 942-5420 SC 538-5420

## PROBATION AND RESTITUTION CENTERS

**Bradenton P & R Center (Co-Ed)**  
Kay Rahn, Chief  
1027 9th St. West  
Bradenton, Florida 34205-7330  
(813) 741-3062 SC 599-3062

**Broward P & R Center (Co-Ed)**  
Walter Askov, Chief  
817 N. Dixie Highway  
Pompano Beach, Florida 33060  
(305) 943-9881 SC 451-5021

**Jacksonville P & R Center (Co-Ed)**  
Lee Greene, Chief  
417 Park Street  
Jacksonville, Florida 32204-2928  
(904) 630-0894

**Lakeland P & R Center (Male)**  
Mark Bevilacqua, Chief  
4000 North Florida Avenue  
Lakeland, Florida 33805-1925  
(813) 499-2220 SC 595-2220

**Orlando P & R Center (Co-Ed)**  
Marcus Kendricks, Major  
1228 North Orlando Avenue  
Winter Park, Florida 32789  
(407) 623-1026 SC 334-1026

**Pensacola P & R Center (Co-Ed)**  
Leonard Pouncey, Chief  
51 East Gregory Street  
Pensacola, Florida 32501  
(904) 436-8292 SC 693-8825

**St. Petersburg P & R Center  
(Co-Ed)**  
Edith Carter, Chief  
700 43rd Street, South  
St. Petersburg, Florida 33711-1921  
(813) 893-2356 SC 594-2356

**Tallahassee P & R Center (Co-Ed)**  
Jennifer M. Traugott, Chief  
2609 Springhill Road  
Tallahassee, Florida 32304  
(904) 487-0696 SC 277-0696

**Tampa P & R Center (Co-Ed)**  
James G. Mitchell, Chief  
1613 East 9th Avenue  
Tampa, Florida 33605  
(813) 272-3713 SC 571-3713

**West Palm Beach P & R Center (Male)**  
Ronald Poh, Chief  
3185 Boutwell Road  
Lake Worth, Florida 33461  
(407) 547-0701 SC 221-5341

## PROBATION AND PAROLE SERVICES

### Region I

**Regional Administrator**  
Lana B. Arnold  
4610 Hywy 90 East  
Marianna, Florida 32446  
(904) 482-9533 SC 789-9533

**CIRCUIT OFFICE  
TALLAHASSEE**  
1250-H Blountstown Hywy.  
Tallahassee, Florida 32310  
(904) 488-5561 SC 292-3622

**020-INTAKE OFFICE  
TALLAHASSEE**  
Phillip Cooper, Supervisor  
1240 Blountstown Hwy.  
Park 20, West  
Tallahassee, Florida 32310  
(904) 488-3596 SC 278-3596

**021- CRAWFORDVILLE**  
Angus McDowell, Supervisor  
U.S. 319 North  
P. O. Box 550  
Crawfordville, Florida 32327-0550  
(904) 926-3155 SC 277-4254

**022- QUINCY**  
Louvenia Sailor, Supervisor  
8 W. Jefferson Street  
Quincy, Florida 32351  
(904) 875-9644 SC 282-3220

**023- MONTICELLO**  
Brian Engles, Supervisor  
260 West Washington St.  
Monticello, Florida 32344-1442  
(904) 997-0017 SC NONE

**024- TALLAHASSEE NORTH**  
Larry P. Hamilton, Supervisor  
1018 Thomasville Road, Suite 102  
Tallahassee, Florida 32303-6236  
(904) 487-6509 SC 277-6509

**140- PANAMA CITY-INTAKE**  
John Surette  
432 Magnolia Avenue  
Panama City, Florida 32401-3194  
(904) 872-4139 SC 777-4139

**141- MARIANNA**  
I. Carl Wesson, Supervisor  
P.O. Box 187  
2851 South Jefferson Street  
Marianna, Florida 32446-4610  
(904) 482-9524 SC 789-9524

**142- PORT ST. JOE**  
Sarah Fine, Supervisor  
504 3rd Street  
Port St. Joe, Florida 32456  
(904) 227-1132 SC 771-2005

**143- CHIPLEY**  
Randy Ellis, Supervisor  
203 West Cypress Street  
Chipley, Florida 32428-1822  
(904) 638-6234 SC 769-6234

**144- PANAMA CITY NORTH**  
C. Joseph Atwood, Supervisor  
640 East 15th Street  
Panama City, Florida 32405-3194  
(904) 872-4870 SC 777-4870

**145- CIRCUIT OFFICE  
PANAMA CITY**  
Thomas E. David, Circuit Admin.  
Ed Rankin, Deputy  
221 E. 23rd St., Suite B  
Panama City, Florida 32405  
FAX 872-7594  
(904) 872-7590 SC 777-7590

**010- CIRCUIT OFFICE - PENSACOLA**  
Doug Harrison, Circuit Admin.  
Ray McShane, Deputy  
3101 North Davis Highway P.O. 2635  
Pensacola, Florida 32503-3558  
(904) 444-8845 SC 693-8845

**011- MILTON**  
Sheldon Thomas, Supervisor  
210 Caroline Street S.E.  
Milton, Florida 32570-4974  
(904) 623-6805 SC 671-2050

**012- CRESTVIEW**  
Patricia Richey, Supervisor  
930 North Ferdon Boulevard  
Crestview, Florida 32536-1706  
(904) 689-7804 SC 675-7804

**013- SHALIMAR**  
Jose Naranjo, Supervisor  
74-3rd Street  
Shalimar, Florida 32579-1377  
(904) 833-9132 SC 674-9140

**014- DEFUNIACK**  
Lonnie Wright, Supervisor  
311 West Nelson Avenue  
DeFuniak Springs, Florida  
32433-1940  
(904) 892-8075 SC 676-8075

# Directory

**015- PENSACOLA SOUTH**  
Robert Mann, Supervisor  
615 N. 8th Avenue  
Pensacola, Florida 32501-4038  
(904) 444-8900 SC 693-8900

**016- PENSACOLA NORTH**  
Truman Howell, Supervisor  
8180 Pensacola Boulevard  
Pensacola, Florida 32534  
(904) 484-5145 SC 690-5145

**017- PENSACOLA BAYSIDE**  
Daniel M. Ward, Supervisor  
34 West Government Street  
Pensacola, Florida 32501-5814  
(904) 444-8460 SC 693-8460

---

## Region II

**Ralph Moulder,**  
**Regional Administrator**  
Tony Proto, Asst. Regional Admin.  
5700 S.W. 34th Street, Room 335  
P. O. Box 147007  
(send mail to P.O. Box)  
Gainesville, Florida 32614-7007  
(904) 336-2035 SC 625-2035

**030- CIRCUIT OFFICE -LAKE CITY**  
Charles Maxwell, Circuit Admin.  
1992 South 1st Street  
P. O. Box 490  
Lake City, Florida 32056-0490  
(904) 758-0445 SC 885-0445

**031- LIVE OAK**  
Linard Johnson, Supervisor  
621 Ohio Ave. P. O. Box 447  
Live Oak, Florida 32060-0447  
(904) 362-2869 SC 821-5413

**032- MADISON**  
Robert Isbell, Supervisor  
205 East Base Street  
P. O. Box 302  
Madison, Florida 32340-0302  
(904) 973-4073 SC 282-2730

**033- PERRY**  
Amy Datz, Supervisor  
121 North Jefferson Street  
P. O. Box 540  
Perry, Florida 32347-0540  
(904) 584-3449 SC 282-3035

**034- CROSS CITY**  
Brenda Waldron, Supervisor  
Corner of King Ave. & Cedar St.  
P. O. Box 1347  
Cross City, Florida 32628-1347  
(904) 498-7219 SC NONE

**035- JASPER**  
Ken Botbyl, Supervisor  
Route 3, Box 415  
P. O. Box 1558  
Jasper, Florida 32052-1558  
(904) 792-3447 SC 821-3140

**080- GAINESVILLE MAIN**  
Paula Thomas  
207 S.E. 1st Street  
P.O. Box 1072  
Gainesville, Florida 32602-1072  
(904) 336-2055 SC 625-2055

**081- OFFICE - BRONSON**  
Robert D. Clark, Supervisor  
P. O. Box 640  
Bronson, Florida 32621-0640  
(904) 486-2100 SC 621-5075

**082- OFFICE - STARKE**  
Lynne Brown, Supervisor  
1200 Andrews Circle Drive, North  
P. O. Box 997  
Starke, Florida 32091-0997  
(904) 964-5151 SC 821-5300

**083- CIRCUIT OFFICE - GAINESVILLE WEST**  
Nancy Vallario, Circuit Admin.  
Michael D. Shaw, Deputy  
2002 N.W. 13th Street, Suite 305  
Gainesville, Florida 32602  
(904) 336-2023 SC 625-2023

**084 GAINESVILLE NORTH**  
John Cynkar, Supervisor  
1731 N.W. 6th Street, Suite 16  
P. O. Box 1072  
Gainesville, Florida 32602-1072  
(904) 336-2220 SC 625-2220

**070- CIRCUIT OFFICE - DAYTONA BEACH**  
Robert D. Gordon, Circuit Admin.  
Micky Chambers, Deputy  
119 South Palmetto Avenue  
Daytona Beach, Florida 32120-9295  
(904) 254-3720 SC 380-3745

**071- OFFICE - DELAND**  
Marvin Barnett, Supervisor  
650 West New York Avenue  
DeLand, Florida 32724-4319  
(904) 736-5310 SC 383-5310

**072- PORT ORANGE**  
Peggy P. Monaco, Supervisor  
4031 South Nova Road, Suite C  
Port Orange, Florida 32127-9804  
(904) 756-7400 SC 380-7400

**073- PALATKA**  
Jack Hopkins, Supervisor  
423 St. Johns Avenue  
Palatka, Florida 32177-4724  
(904) 329-3757 SC 860-3757

**074- ST. AUGUSTINE**  
Walter G. Ellerton, Supervisor  
75 King St. Lightener Museum Bldg.  
P. O. Drawer 3708  
St. Augustine, Florida 32085-3708  
(904) 825-5038 SC 865-5038

**075- BUNNELL**  
Vicki Dunn, Supervisor  
105 N. Bay St.  
P. O. Drawer 1996  
Bunnell, Florida 32010-1996  
(904) 437-7225 SC 370-7225

**076- DAYTONA BEACH. NORTH**  
Ed Seltzer, Supervisor  
9 West Granada Boulevard  
P. O. Box 605  
Ormond Beach, Florida 32175-0605  
(904) 676-4020 SC 370-4020

**077- DAYTONA BEACH CENTRAL**  
Gene Brown, Supervisor  
665 Beville Road, Suite G  
South Daytona, Florida 32119-1953  
(904) 756-7433 SC 380-7433

**040- CIRCUIT OFFICE -JACKSONVILLE MAIN**  
Harry M. Ivey, Jr., Circuit Admin.  
Tom Joiner, Deputy  
4250 Lakeside Drive, Suite 308  
Jacksonville, Florida 32210-3370  
(904) 381-6000 SC 834-6000

**041- JACKSONVILLE NORTH**  
Ralph Henderson, Supervisor  
10646 Haverford Road, Suite 5  
Jacksonville, Florida 32218-6203  
(904) 359-6415 SC 826-6415

**042- JACKSONVILLE SOUTH**  
John F. Teagle, Supervisor  
4613 Phillips Highway, Suite 221  
Jacksonville, Florida 32207-9502  
(904) 448-4373 SC 880-4373

**043- JACKSONVILLE CENT.**  
Jeffrey Cummings, Supervisor  
421 Church Street, Suite 309  
Jacksonville, Florida 32202-2886  
(904) 359-6440 SC 826-6440

**044- FERNANDINA BEACH**  
Charles Davidson, Supervisor  
919 South 14th Street  
Fernandina Beach, Florida 32034  
(904) 277-7250 SC 848-7250

**045- GREEN COVE SPRINGS**  
Fred Floyd, Supervisor  
106 South Orange Avenue  
Green Cove Springs, Florida  
32043-4128  
(904) 284-5652 SC 884-2125

# Directory

**046- JACKSONVILLE S.W.**  
Wade S. Bush, Supervisor  
1945-1 Lane Avenue South  
Jacksonville, Florida 32210-2781  
(904) 693-5000 SC 851-5000

**047- JACKSONVILLE WEST**  
James W. Watts, Jr., Supervisor  
580 Ellis Road, Suite 118  
Jacksonville, Florida 32205-3959  
(904) 695-4180 SC 851-4180

---

## Region III

**Joe Hatem, Jr.,  
Regional Admin.  
Vacant  
Asst. Regional Admin.**  
Hurst North Tower, Suite N-909  
400 West Robinson Street  
Orlando, Florida 32801  
(407) 423-6957 SC 344-6957

**090- CIRCUIT OFFICE -  
ORLANDO**  
Susan B. Yawn, Circuit Admin.  
Buck Biallas, Deputy  
Hurst North Tower, Suite 809  
400 West Robinson Street  
Orlando, Florida 32801  
(407) 423-6041 SC 344-6041

**091- ORLANDO NORTH**  
Colby Davis, Supervisor  
3555 Maguire Boulevard, Suite 200  
Orlando, Florida 32803-3726  
(407) 897-2858 SC 342-2858

**092- ORLANDO WEST**  
Gene Adkins, Supervisor  
Hiawassee Woods Shopping Ctr.  
6889 West Colonial Drive  
Orlando, Florida 32818  
(407) 578-3550 SC NONE

**093- ORLANDO MIDTOWN**  
Marlene Jefferson  
400 W. Robinson St. Suite 801  
North Tower  
Orlando, Florida 32801  
(Temporary Address)  
(407) 423-6041 SC 344-6041

**094- KISSIMMEE**  
Frank Billeter, Supervisor  
750 Office Plaza Boulevard, Suite 301  
Kissimmee, Florida 34741-3216  
(407) 846-5215 SC 327-5215

**095- ORLANDO EAST**  
David Streater, Supervisor  
672 North Semoran Blvd., Suite 100  
Orlando, Florida 32822  
(407) 249-6530 SC 343-6530

**096- ORLANDO (CC OFFICE)**  
John Rivers, Supervisor  
1010 Executive Center Drive  
Independence Bldg., Suite 200  
Orlando, Florida 32803  
(407) 897-5990 SC 342-5990

**097- ORLANDO SOUTH**  
David Flint, Supervisor  
710 East Colonial Drive, Suite 202  
Orlando, Florida 32803  
(407) 423-6380 SC 344-6380

**183- SANFORD MAIN**  
Linda Mills, Supervisor  
101 E. 1st Street, Suite 400  
Sanford, Florida 32771-1291  
(407) 330-6740 SC 392-6740

**185- CIRCUIT OFFICE**  
Jan Curtis, Circuit Admin.  
William Kendall, Deputy  
312 East 1st St.  
Sanford, Florida 32771  
(407) 330-6767 SC 392-6767  
FAX 330-6763

**186- SANFORD LAKESIDE**  
Terri Hancock  
330 E. Commercial St.  
Sanford, Florida 32771  
(407) 330-6727 SC 392-6737

**180- TITUSVILLE**  
Frank J. Rudzik, Supervisor  
407 South Washington Avenue, Suite 1  
Titusville, Florida 32796-3561  
(407) 383-2728 SC 360-2728

**181- MELBOURNE**  
Joseph E. Lewis, Supervisor  
1500 West Eau Gallie Blvd., B-1  
Melbourne, Florida 32935  
(407) 255-0441 SC 352-7007

**182- COCOA**  
Herman Walker, Supervisor  
840 North Cocoa Boulevard  
Cocoa, Florida 32922  
(407) 690-3200 SC 362-3204

**184- CASSELBERRY**  
Barbara Scala, Supervisor  
101 Sunnyside Rd.  
Casselberry, Florida 32707  
(407) 262-7400 SC 346-7400

**050- OCALA EAST**  
Mary Rich, Supervisor  
24 N. E. 1st Street  
Ocala, Florida 34470-6651  
(904) 732-1215 SC 667-1215

**051- CIRCUIT OFFICE - TAVARES**  
William M. Billar  
Circuit Admin.  
Priscilla Carter, Deputy  
105 S. Rockingham Ave.  
Tavares, Florida 32778-3876  
(904) 742-6242 SC 639-6242

**052- BUSHNELL**  
Fred Dietz, Supervisor  
Highway 301  
(One & 1/2 mi. N. of Bushnell)  
P.O. Box 489  
Bushnell, Florida 33513-0489  
(904) 793-2131 SC 621-5000

**053- INVERNESS**  
Janice Blackmon, Supervisor  
805 West Main Street  
Inverness, Florida 34450-4621  
(407) 726-2405 SC 621-5045

**054- BROOKSVILLE**  
Barbara Sherburne, Supervisor  
Hernando County Courthouse  
51 West Fort Dade Avenue  
Brooksville, Florida 34601-2503  
(407) 754-6710 SC 663-6710

**055- BELLEVIEW**  
Phil Matchett, Supervisor  
11005 S.E. 66th Terrace  
P. O. Box 2318  
Belleview, Florida 34421-2318  
(407) 245-0151 SC 621-5050

**056- OCALA WEST**  
Elma Pope, Supervisor  
5640 S.W. 6th Place Suite 100  
Ocala, Florida 34474-9378  
(904) 732-1324 SC 667-1324

**057- LEESBURG**  
Debbie Kolody, Supervisor  
734 N. Third Street, Suite 512  
Leesburg, Florida 34748-4457  
(407) 360-6535 SC 668-6535

---

## Region IV

**Joyce D. Haley,  
Regional Administrator**  
Tony V. Harper, Asst. Reg. Admin.  
Suite 101, Building C  
3810 Inverrary Boulevard  
Lauderhill, Florida 33319  
(305) 497-3300 SC 457-3300

**160- KEY WEST**  
Mary Bauer, Circuit Admin.  
Professional Building, Suite 402  
1111 12th Street  
Key West, Florida 33040-4086  
(305) 292-6742 SC 464-6765



# Directory

**161- MARATHON**

Patrica Burns, Supervisor  
12000 Overseas Highway, 3rd Floor  
Marathon, Florida 33052  
(305) 289-2340 SC 464-2340

**162- TAVERNIER**

Vacant, Supervisor  
91831B Overseas Highway  
Islamorada, Florida 33036  
(305) 853-3262 SC 464-3262

**110- CIRCUIT OFFICE - MIAMI**

John Edwards, Circuit Admin.  
William Abbey, Deputy  
4500 Biscayne Blvd., Suite 333  
Miami, Florida 33137  
(305) 325-3310 SC 473-3310

**11-B CIRCUIT INTAKE**

Carmen Gonzalez  
990 S.W. 1st St. Suite 201  
Miami, Florida 33130  
(305) 325-3531 SC 473-3531

**111- NORTHWEST MIAMI**

Michael Manguso, Supervisor  
7900 N. W. 27th Avenue  
188 North Court  
Miami, Florida 33147-4902  
(305) 835-0200 SC 451-5571

**11-A- MIAMI INVESTIGATIONS**

Joyce Range, Supervisor  
401 N.W. 2nd Avenue, N. Tower,  
Rm. 612  
Miami, Florida 33128  
(305) 377-5542 SC 452-5542

**112- EAST MIAMI**

Carlton Bryant, Supervisor  
401 N.W. 2nd Avenue, S. Tower,  
Rm. 607  
Miami, Florida 33128  
(305) 377-5270 SC 452-5270

**113- SOUTH MIAMI**

Rudy Garcia, Supervisor  
12295 SW 133rd Ct.  
Miami, Florida 33186  
(305) 252-4400 SC 489-4400

**114- NORTH MIAMI**

Marilyn Tift, Supervisor  
1850 N.W. 183rd Street  
Miami, Florida 33056  
(305) 628-7220 SC 428-7228

**115- HOMESTEAD**

Ana Centeno, Supervisor  
436 Washington Avenue  
Homestead, Florida 33030  
(305) 246-6326 SC 478-6326

**116- BISCAYNE**

Omega Wright, Supervisor  
561 Northeast 79th Street, Suite 201  
Miami, Florida 33138  
(305) 795-2080 SC 478-2080

**117- MIAMI WESTCHESTER**

Robert Russell, Supervisor  
7141 North Waterway Drive  
Miami, Florida 33155  
(305) 261-3070 SC 451-5560

**118- MIAMI LAKES**

Reginald Robinson, Supervisor  
16353 N.W. 57th Avenue  
Miami, Florida 33014  
(305) 628-7232 SC 428-7232

**170- FT. LAUDERDALE**

Gary Rogatz, Circuit Admin.  
Barry Groves, Deputy  
10 West Las Olas Boulevard, Suite 100  
Ft. Lauderdale, Florida 33301  
(305) 467-4631 SC 453-4631

**171- POMPANO BEACH**

Linda Scarlett, Supervisor  
140 East McNab Rd.  
Pompano Beach, Florida 33060  
(305) 786-5466 SC 451-5165

**172- PEMBROKE PARK**

Benjamin Rivers, Supervisor  
3150 S.W. 52nd Avenue  
Pembroke Park, Florida 33023  
(305) 985-4730 SC 473-4730

**173- SUNRISE WEST**

Charles Dickun, Supervisor  
6299 West Sunrise Blvd., Suite 200  
Sunrise, Florida 33313-6178  
(305) 587-0661 SC 451-5490

**174- ANDREWS**

Evalyn Block, Supervisor  
200 S.W. 27th Avenue  
Ft. Lauderdale, Florida 33312  
(305) 321-2900 SC 423-2900

**175- SUNRISE EAST**

R. Marty Simpson, Supervisor  
1701 East Sunrise Boulevard  
Ft. Lauderdale, Florida 33304  
(305) 467-4267 SC 453-4267

**176- CROSSROADS**

Diana Woolslair, Acting Supervisor  
2301 W. Sample Road, Bldg. 4,  
Suite 8A  
Pompano Beach, Florida 33073-3009  
(305) 969-3553 SC 423-3553

**177- PLANTATION**

Melvin Davis, Supervisor  
4121 N.W. 5th St. Suite 200  
Plantation, Florida 33317-2158  
(305) 797-8460 SC 423-8460

**178- HOLLYWOOD**

Theresa Baker, Supervisor  
1050 N. Federal Highway  
Hollywood, Florida 33020  
(305) 925-9660 SC 451-5138

**155 OMAR ROAD**

Donald A. Monroe  
1225 Omar Road  
West Palm Beach, Florida 33045  
(305) 837-5456 SC 252-5456

**150- CIRCUIT OFFICE -  
WEST PALM BEACH**

Valerie Rolle, Circuit Admin.  
Patricia Paupard, Deputy  
423 Fern Street, Suite 100  
West Palm Beach, Florida 33401  
(407) 837-5175 SC 252-5175

**151- BELLE GLADE**

Jerry Arline, Supervisor  
2976 North Main Street  
Belle Glade, Florida 33430-5308  
(407) 996-4860 SC 272-4860

**152- DELRAY BEACH**

Kermit Nelson, Supervisor  
189 S.E. 3rd Avenue, Room 2  
Delray Beach, Florida 33483-4531  
(407) 272-1556 SC 221-5419

**153- WEST PALM BCH.  
CENTRAL**

Karen Noeth, Supervisor  
4480 South Tiffany Drive, Suite 1001  
Mangonia Park, Florida 33407  
(407) 881-5001 SC 264-5001

**154- LAKE WORTH**

Sharon Britton, Supervisor  
3444 South Congress Avenue, Suite #4  
Lake Worth, Florida 33461  
(407) 433-2628 SC 232-2628

**190- CIRCUIT FT. PIERCE**

David Smith, Circuit Admin.  
Sharon Lord, Deputy  
3512 Okeechobee Road  
Ft. Pierce, Florida 34947-4597  
(407) 468-3933 SC 240-3933

**191- STUART**

Audrey Noble, Supervisor  
221 East Osceola Street, Suite 150  
Waterside Place  
Stuart, Florida 34994-2237  
(407) 221-4010 SC 269-4010

**192- VERO BEACH**

Charles Bryant, Supervisor  
2001 9th Avenue, Suite 213  
Vero Beach, Florida 32960-6436  
(407) 778-5050 SC 240-5050

# Directory

## 193- OKEECHOBEE

Lawrence Hoppock, Supervisor  
101 N.W. 36th Street, Suite 1  
P. O. Box 1803  
Okeechobee, Florida 34973-1803  
(813) 467-1333 SC 721-7310

## 194- FT. PIERCE EAST

Eric Gidlund, Supervisor  
901 South 3rd Street  
Ft. Pierce, Florida 34954-5537  
(813) 468-4064 SC 240-4064

## Region V

### Joseph E. Papy,

#### Regional Administrator

V.M. Castellano, Asst. Reg. Admin.  
5422 West Bay Center Drive, #101  
Tampa, Florida 33609  
(813) 871-7230 SC 542-7230

## 06F- CIRCUIT OFFICE - CLEARWATER/N.

Ike Brown, Circuit Admin.  
Evelyn Henderson, Deputy  
28050 US 19 North, Suite 206  
Clearwater, Florida 34621-2600  
(813) 725-7933 SC 558-7933

## 060- ST. PETERSBURG

Letha Evins, Supervisor  
525 Mirror Lake Drive, Room 515  
St. Petersburg, Florida 33701-3243  
(813) 893-2511 SC 594-2511

## 061- CLEARWATER

David Rice, Supervisor  
634 Park Street  
Clearwater, Florida 34616-5498  
(813) 469-5909 SC 558-5909

## 062- NEW PORT RICHEY

Charles Hurd, Supervisor  
7621 Little Road, Suite 200  
New Port Richey, Florida 34654-5525  
(813) 841-4131 SC 538-4131

## 063- DADE CITY

Douglas E. Prowant, Supervisor  
456 North 7th Street  
Dade City, Florida 33525-3404  
(813) 521-1214 SC 635-1214

## 064- LARGO

Stephen C. Mullis, CPS III  
Mary R. Grizzle Service Ctr.  
111351 Ulmerton Rd. Suite 200  
Largo, Florida 34648-1631  
(813) 588-3583 SC 558-3583

## 065- SEMINOLE

Victor Carro, Supervisor  
8050 Seminole Mall, Suite 110  
Seminole, Florida 34642-4712  
(813) 547-7770 SC 594-7770

## 066- TARPON SPRINGS

Vacant, Supervisor  
1501 U. S. Alternate 19 S., Suite L  
Tarpon Springs, Florida 34689-9625  
(813) 942-5411 SC 538-5411

## 067- ST. PETERSBURG SOUTH

Bernard McEntegart, Supervisor  
2554 22nd Avenue South  
St. Petersburg, Florida 33712-3024  
(813) 893-2743 SC 594-2743

## 06A- PINELLAS PARK

Donald R. Gray, Supervisor  
6655 - 66th Street North, Suite 1  
Pinellas Park, Florida 34665-5046  
(813) 547-7670 SC 558-7670

## 06B- PASADENA

William Elliott, Supervisor  
5736 Central Avenue  
St. Petersburg, Florida 33707-1791  
(813) 893-2453 SC 594-2453

## 06C- PINELLAS/PASCO

Patti Harris, Supervisor  
11351 Ulmerton Road, #250  
Clearwater, Florida 34648-1635  
(813) 588-3590 SC 558-3590

## 06D- GATEWAY

Mary Robinson, Supervisor  
4906-D Creekside Drive  
Clearwater, Florida 34620-4033  
(813) 570-3110 SC 558-3110

## 06E- HUDSON

Thomas Vinson, Supervisor  
8811 SR #52, Suite 21  
Hudson, Florida 34667-6751  
(813) 863-3411 SC 552-7252

## 130- CIRCUIT OFFICE - TAMPA

Erio Alvarez, Jr., Circuit Admin.  
Gail Reddick, Deputy  
2807 W. Busch Blvd., Suite 201  
Tampa, Florida 33618-4518  
(813) 272-3561 SC 571-3561

## 13A- TAMPA EAST

Robert Anderson, Supervisor  
4510 Oakfair Boulevard, Suite 250  
Tampa, Florida 33610-7371  
(813) 620-6313 SC 542-6313

## 13B- TAMPA SOUTH

Nancy Parrish, Supervisor  
4601 W. Kennedy Blvd., Suite 308  
Tampa, Florida 33609-2549  
(813) 871-7400 SC 542-7400

## 13C- TAMPA COURT ANNEX

Dave Karas, Supervisor  
801 Twiggs  
Tampa, Florida 33602-3515  
(813) 272-2497 SC 571-2497

## 13D- TAMPA HILLDALE

Ward Griffin, Supervisor  
7829 N. Dale Mabry Highway,  
Suite 108  
Tampa, Florida 33614-3267  
(813) 975-6511 SC 571-6511

## 13E- TAMPA PENINSULA

Vince Bentivegna, Supervisor  
324 N. Dale Mabry Highway,  
Suite 300  
Tampa, Florida 33609-1267  
(813) 873-4753 SC 542-4753

## 13F- SULPHUR SPRINGS

James Sommerkamp, Supervisor  
715 East Bird Street, Suite 200  
Tampa, Florida 33603-3109  
(813) 871-7165 SC 542-7165

## 13I- PLANT CITY

John A. Williamson, Supervisor  
602 South Collins Street  
Plant City, Florida 33566-5514  
(813) 757-9080 SC 595-9080

## 132- RIVERVIEW

Peter Hughes, Supervisor  
10312 Bloomingdale Ave. Suite 16  
Riverview, Florida 33569-4332  
(813) 744-6373 SC 542-6373

## 133- TAMPA NE.

Robert Sutton, Supervisor  
7402 North 56th Street  
Corporate Square, Suite 750  
Tampa, Florida 33617-7731  
(813) 987-6717 SC 577-6717

## 134- TAMPA NORTH

Fred Vasconti, Supervisor  
12421 North Florida Avenue,  
Suite A-110  
Tampa, Florida 33612-4220  
(813) 975-6542 SC 571-6542

## 135- TAMPA CENTRAL

Matthew Brewington, Supervisor  
1701 Republica De Cuba  
Tampa, Florida 33605-5055  
(813) 272-2604 SC 571-2604

## 136- TAMPA NORTHWEST

Minnie Ross, Supervisor  
4515 George Road, Suite 340  
Tampa, Florida 33634-7300  
(813) 272-2655 SC 571-2655

## 137- TAMPA WEST

Lonnie Reddick, Supervisor  
324 N. Dave Mabry, 2nd Floor  
Tampa, Florida 33609-1267  
(813) 873-4800 SC 542-4800

# Directory

**120- CIRCUIT OFFICE - SARASOTA**  
LeRoy Jacoby, Circuit Admin.  
Leonard Peoples, Deputy  
2074 Ringling Boulevard, Suite 30  
Sarasota, Florida 34237-7008  
(813) 361-6322 SC 549-6322

**121- BRADENTON**  
John Finger, Supervisor  
1401 Manatee Avenue West,  
Drawer #45  
Bradenton, Florida 34205-7823  
(813) 741-3066 SC 599-3066

**122- ARCADIA**  
Monica David, Supervisor  
301 North Brevard Avenue  
Georgetown Square, Suite C  
Arcadia, Florida 33821  
(813) 993-4631 SC 740-4631

**123- HOLIDAY HARBOR**  
Lawrence Carman, Supervisor  
8464 South Tamiami Trail  
Sarasota, Florida 34238-2936  
(813) 483-5980 SC 549-5980

**124- BAYSHORE GARDENS**  
Lawrence Burton, Supervisor  
410 Cortez Road, West, Suite 275  
Bradenton, Florida 34207-1545  
(813) 751-7611 SC 599-7611

**125- SARASOTA NORTH**  
Rosemary Griscom, Supervisor  
4123 North Tamiami Trail  
Sarasota, Florida 34234-3857  
(813) 359-5610 SC 549-5610

**200- CIRCUIT OFFICE - FT MYERS**  
Raymond A. Bocknor, Circuit Admin.  
Joe Cruce, Deputy  
4415 Metro Parkway, Suite 310  
Ft. Myers, Florida 33916-9406  
(813) 278-7240 SC 729-7240

**204- FT. MYERS SOUTH**  
Daryl Promey, Supervisor  
1856 Commercial Drive  
Ft. Myers, Florida 33901-9091  
(813) 278-7180 SC 729-7180

**201- NAPLES SOUTH**  
Roosevelt Lauria, Supervisor  
2500 Airport Road, Suite 114  
Naples, Florida 33962-4884  
(813) 774-4331 SC 721-7575

**202- LABELLE**  
James Depoy, Supervisor  
Hendry County Courthouse  
P. O. Box 117  
LaBelle, Florida 33935-0117  
(813) 675-0622 SC 721-7620

**203- PUNTA GORDA**  
Pam Donelson, Supervisor  
121 E. Marion Ave., Suite 1137  
Punta Gorda, Florida 33950-3861  
(813) 639-4444 SC 721-7279

**205- FT. MYERS CENTRAL**  
Mark Lanahan, Supervisor  
1601 N. Lee Street, Suite #3  
Ft. Myers, Florida 33901  
(813) 332-6917 SC 748-6917

**206- NAPLES NORTH**  
Mark Brotherton, Supervisor  
1048 6th Avenue North  
Naples, Florida 33940  
(813) 434-5022 SC 974-5022

**100- CIRCUIT OFFICE - BARTOW**  
C. Donald Waldron, Circuit Admin.  
Nancy Hamm, Deputy  
970 East Main Street  
Bartow, Florida 33830-4905  
(813) 534-7010 SC 549-7010

**101- LAKELAND**  
Rhonda Wise, Supervisor  
200 North Kentucky Avenue, Box #5  
Suite 506  
Lakeland, Florida 33801-4978  
(813) 680-5571 SC 525-5585

**102- WINTER HAVEN**  
Robert Lattig, Supervisor  
First Street Plaza  
1289 1st Street South  
Winter Haven, Florida 33880-3901  
(813) 291-5235 SC 577-5235

**103- LAKE WALES**  
Mary L. Murphy, Supervisor  
107 East Crystal Avenue  
Lake Wales, Florida 33853-4136  
(813) 678-4111 SC 577-4111

**104- SEBRING**  
Ted A. Roberts, Supervisor  
171 U.S. Highway 27 North  
Sebring, Florida 33870  
(813) 382-0770 SC 721-7210

**105- WAUCHULA**  
Jerry Rich, Supervisor  
Courthouse, Room 101  
417 West Main Street  
Wauchula, Florida 33873-2832  
(813) 773-4777 SC 721-7130

**106- LAKELAND SOUTH**  
Richard Hansen, Supervisor  
2125 Crystal Grove Drive  
Lakeland, Florida 33801-6875  
(813) 499-2222 SC 595-2222

## PRETRIAL INTERVENTION OFFICES

### Region I

**PTI OFFICE - TALLAHASSEE**  
Steve Kaufman, CPO II  
1240 Blountstown Highway  
Park 20 West  
Tallahassee, Florida 32304  
(904) 488-3596 SC 278-3596

**PTI OFFICE - PANAMA CITY**  
Dana D. Shine, CPO II  
432 Magnolia Avenue  
Panama City, Florida 32401  
(904) 872-4139 SC 777-4139

**PTI OFFICE - PENSACOLA**  
Deborah Ward, CPO II  
P.O. Box 18747  
615 North 8th Avenue  
Pensacola, Florida 32501-4038  
(904) 444-8900 SC 693-8900

### Region II

**PTI OFFICE - LAKE CITY**  
Jeffery Hogan, CPO II  
1992 South First Street  
Post Office Box 490  
Lake City, Florida 32056  
(904) 758-0445 SC 885-0445

**PTI OFFICE - GAINESVILLE**  
Robbie Reynolds, CPO II  
2002 N.W. 13th Street  
3rd Floor, Suite 305  
Gainesville, Florida 32609-1072  
(904) 336-2023 SC 625-2023

**PTI OFFICE - DAYTONA BEACH**  
Dorothy Robinson  
119 S. Palmetto Ave.  
Daytona Beach, Florida 32120  
(904) 254-3720 SC 380-3745

**PTI OFFICE - DELAND**  
Carolyn Fitzpatrick  
650 W. New York Avenue  
Deland, Florida 32724  
(904) 736-5310 SC 383-5310

**PTI OFFICE - ST. AUGUSTINE**  
Judy Abel, CPO I  
75 King St., Lightener Museum Bldg.  
Post Office Box 3708  
St. Augustine, Florida 32085  
(904) 825-5038 SC 865-5038

# Directory

**PTI OFFICE - PALATKA**  
Nikki S. Bronstein, CPO I  
423 St. Johns Avenue  
Palatka, Florida 32177-4729  
(904) 329-3757 SC 860-3757

**PTI OFFICE - JACKSONVILLE SOUTH**  
Carol Lechner, Supervisor III  
4613 Phillips Highway, Suite 210  
Jacksonville, Florida 32207  
(904) 448-4370 SC 880-4370

**PTI OFFICE BUNNELL**  
William O'Rourke  
P.O. Box Drawer 1996  
105 N. Bay St.  
Bunnell, Florida 32110-1996  
(904) 437-7225 SC 871-7225

## Region III

**PTI OFFICE - ORLANDO**  
Dennis White, Supervisor  
Don Bjoring, Court Alternatives  
Director  
3723 33rd. St.  
Orlando, Florida 32839  
(407) 836-3000 SC 356-3000

**PTI OFFICE - SANFORD**  
Tom Hawks, CPO II  
101 E. 1st. St.  
Sanford, Florida 32771  
(407) 330-6767 SC 392-6767

**PTI OFFICE - TITUSVILLE**  
William Schafer, CPO II  
407 S. Washington Ave. Suite 1  
Titusville, Florida 32796-3961  
(407) 383-2728 SC 360-2728

**PTI OFFICE - TAVARES**  
Tony Hardy, CPO I  
210 East Main Street  
Tavares, Florida 32778  
(904) 742-6242 SC 639-6242

## Region IV

**PTI OFFICE - KEY WEST**  
Mary Bauer, Circuit Administrator  
1111 12th Street, Suite 402  
Key West, Florida 33040-4086  
(305) 292-6742 SC 464-6765

**PTI OFFICE - MIAMI**  
Herbert Schoenfield, CPO III  
990 S.W. 1st Street, Suite 301  
Miami, Florida 33130  
(305) 326-4689 SC 473-4689

**PTI OFFICE - FT. LAUDERDALE**  
Evalyn Block, CPO II  
200 S.W. 27th Avenue  
Ft. Lauderdale, Florida 33312  
(305) 321-2900 SC 421-2900

**PTI OFFICE - WEST PALM BEACH**  
Eileen Wiles, Supervisor II  
1225 Omar Road  
West Palm Beach, FL 33405-1096  
(407) 837-5456 SC 252-5456

**PTI OFFICE - FT. PIERCE**  
Marty Zientz, CPO II  
3512 Okeechobee Road  
Ft. Pierce, Florida 34947-4597  
(407) 468-3933 SC 240-3933

## Region V

**PTI OFFICE - CLEARWATER**  
Jana Gerber, Supervisor  
Bay Park Executive Center  
1454 U.S. Highway 19 South,  
Suite 430  
Clearwater, Florida 34624-3173  
(813) 538-7212 SC 558-7212

**PTI OFFICE - TAMPA**  
Jim Downum, CPS III  
7825 N. Dale Mabry Hwy., Suite 200  
Tampa, Florida 33614  
(813) 975-6524 SC 571-6524

**PTI OFFICE - SARASOTA**  
C. Jolly Siegwald, Supervisor  
2074 Ringling Boulevard, Suite 30  
Sarasota, Florida 34237-7008  
(813) 361-6322 SC 549-6322

**PTI OFFICE - BARTOW**  
Michael Braswell, CPO II  
970 East Main Street  
Bartow, Florida 33830-4905  
(813) 534-7013 SC 549-7013

# Fact Sheet

## Florida Department of Corrections

### August 1993

This fact sheet is intended to answer some commonly asked questions about the department. You are encouraged to copy and circulate it.

The Florida Department of Corrections, divided into five regions, has more than 21,000 employees and a 1993-94 annual operating budget of \$1.05 billion. The department is responsible for the custody, care and treatment of more than 182,000 offenders who are either in state correctional facilities or under community supervision.

## Inmate Population

The inmate population has grown from 27,700 in 1983 to more than 51,800 in August 1993. Inmates (5.3 percent are women) are housed in more than 117 facilities statewide, including 46 major institutions, 32 community correctional centers (eight for women), five road prisons, 23 work camps, one vocational center, three forestry camps, and seven contracted drug treatment centers.

## Per Diem

For 1992-93, the average statewide daily cost to care for and supervise an incarcerated male inmate in a major institution was \$40.13 a day or \$14,647 a year, \$50.72 per day or \$18,513 per year for a female inmate, and \$45.94 per day or \$16,768 per year for a youthful offender.

## Employment

To become a Correctional Probation Officer (CPO), one must have a college degree; be a United States citizen; be 19 years of age or older; have no felony convictions; be of good moral character; and pass a physical examination and drug test. Once hired, the (CPO) is sent to one of the corrections academies for basic recruit training. The salary range for a Correctional Probation Officer I is \$21,127 - \$34,711 a year. Salaries are higher in certain locations of the state. During the training period, the employee's salary is ten percent lower. For more information, call the Bureau of Personnel at (904) 488-3130.

To become a Correctional Officer (CO) recruit, one must have a high school diploma or its equivalent; be at least 19 years old; be a United States Citizen; have no felony convictions; be of good moral character; pass a physical examination and drug test; and complete basic recruit training at a certified training center. These training centers are located throughout the state and are frequently associated with community colleges and/or area vocational technical centers. The salary range for a Correctional Officer is \$17,281 - \$27,961 a year.

Salaries are higher in certain locations of the state. For more information, call the Bureau of Personnel at (904) 488-3130.

## Work, Counseling and Education

Inmates entering the department through one of five reception centers are tested and classified for medical needs, security requirements, and placement in work and educational programs. Academic and vocational courses are offered by the Correctional Education School Authority (CESA), and counseling and substance abuse programs are offered by contracted and department staff. Work assignments include a variety of prison-based industries such as agriculture, vehicle renovation and the manufacture of furniture, garments and license tags. Since 1984, these industries have been operated by Prison Rehabilitative Industries and Diversified Enterprises (PRIDE), a non-profit corporation. Inmate labor is also used extensively to build new prisons and maintain existing facilities. Outside the prison gates, inmate work squads assist Department of Transportation (DOT) highway crews, and help maintain municipal parks, roads and other facilities throughout Florida. Currently, 2,505 inmates are assigned to DOT and other community service projects. This public service work saved state and local governments an estimated \$14.1 million in 1993, and provided millions of hours of free labor.

## Health Care

The department's 2,000+ Health Services staffers provide access to comprehensive medical, dental and mental health services to male and female offenders statewide. This includes health education, preventative care and chronic illness clinics at the community standard level of care as mandated by the federal government. During FY 1992-93, 6.5 million health care encounters were provided by the department or through contractual arrangement with community providers. The scope of health services ranges from emergency care to inpatient hospitalization and specialty care, as required.

## Food Services

Fifty-five million meals are served to inmates every year on an annual budget of \$43 million. Each inmate is served three certified nutritionally sound meals a day at a cost of \$2.28 per day. For inmates who prefer to avoid meat or dairy products for religious, health or preference reasons, an alternate entree consisting of various protein substitutes is available.

*(Continued on next page)*



# Fact Sheet

## Chaplaincy Services

The Chaplaincy Office provides spiritual care and support for the total institutional community. The chaplain's role begins during the reception processing of an inmate and continues throughout his stay. More than 80 chaplains provide religious services, support, education and consultation at prison facilities throughout the state. Chaplaincy Services also coordinates the participation of almost 3,000 community religious representatives and volunteers in meeting the religious needs of inmates.

## Youthful Offenders

The Youthful Offender Program Office provides special programming for offenders age 24 and under, with a 10 year or less sentence; and selected offenders, age 19 and under, regardless of sentence length, excluding capital and life felons. The more than 2,200 Youthful Offenders under the department's control are housed in three male institutions throughout the state and one female dormitory at Florida C.I. The department also opened a Basic Training Program at Sumter C.I. in 1987. This "Boot Camp" program for selected youthful offenders lasts from 90-120 days. If the inmate satisfactorily completes the program, his remaining sentence is converted to probation. The Youthful Offender Program Office has recently expanded to include female issues, elder affairs, special education inmates, volunteer services, libraries and law libraries.

## Drug Treatment Programs

The Department contracts with numerous organizations to provide different levels of substance abuse treatment for inmates and probationers. These programs include individual/group therapy, life management, skill building, physical fitness, family values, and job skills. The purpose of these programs is to get the offenders to admit their addictions and assist them with overcoming their addiction in order to allow prison beds to be used for violent offenders. The cost for these services averages \$32.00 per offender per day. Comprehensive substance abuse treatment programs are in place at 28 major institutions, 10 community correctional centers, seven contracted drug treatment centers, and two community facilities.

## Work Release

Work release enables select inmates to work at paid employment in the local community. When not involved in work or authorized activity, inmates live at one of 32 work release centers statewide. These offenders are carefully screened, classified minimum custody and

normally will be considered for work release in the last 36 months prior to their release.

## Death Row

In August 1993, there were 338 inmates on death row, including six women. Execution in Florida is conducted by electrocution at Florida State Prison in Starke, where some male death row inmates are housed. The other males are at Union Correctional Institution, and all female death row inmates live at Broward C.I. in Pembroke Pines.

## Probation and Parole Services

The department supervises more than 129,000 offenders under community supervision. Cost of supervision for each offender averages \$3.11 per day. During FY 92-93, more than \$20 million was collected in cost of supervision fees and over \$26 million has been collected in restitution to victims of crime, including court costs and fines. **Probation** is a prison alternative sentence which can be imposed by a judge. The offender remains productive in the community, but is under the supervision of a probation officer. Violation of conditions of probation may result in the offender being committed to prison. **Community Control** or "House Arrest" requires an offender's confinement to their residence instead of confinement in prison. Each correctional probation officer's caseload for community controlees is limited to 25 offenders. Public service, in addition to regular employment, is mandatory. There are over 14,339 community controlees under supervision, at an average daily cost of \$4.87 each. Electronic monitoring in the form of anklets, wristlets and voice verification is also used for community controlees, at a cost of \$6.10 each day.

## Victim Assistance Program

The department established the Victim Assistance Program in 1988 to serve the public and to answer questions and concerns regarding victim's rights. The primary function of the program is to notify victims prior to an inmate's release. Call (904) 488-9166 for more information.

## Parole Commission

The Parole Commission (904) 488-1653, which is a separate agency from the Department of Corrections, can grant parole after an inmate has served part of his sentence. The inmate can be returned to prison for failure to meet parole conditions. Parolees are supervised in the community by the Department of Corrections' probation officers. The Parole Commission is also responsible for the Control Release Program.



---

◆

The Florida Department of Corrections  
Annual Report for FY 1992-93  
was coordinated  
and published by:  
The Bureau of Planning, Research and Statistics  
Telephone: (904) 488-1801  
To order an Annual Report,  
see page 37.

---

◆

"This public document was promulgated at an annual cost of \$15,091 or \$3.77 per copy, including preparation, printing and distribution, to report activities and recommendations of the Department of Corrections to The Governor and Legislature as required by ss.20.315(16), Florida Statutes, and to provide vocational training for inmates working at PRIDE of Florida, Inc. Calhoun Division."

