




**Florida Department of Corrections
1991/92 ANNUAL REPORT
Harry K. Singletary, Jr., Secretary**




"Organizing for the 21st Century"



Governor
Lawton Chiles



Lieutenant Governor
Buddy Mackay



FLORIDA DEPARTMENT of CORRECTIONS

Governor
LAWTON CHILES
Secretary
HARRY K. SINGLETARY, JR.

2601 Blairstone Road • Tallahassee, Florida 32399-2500 • (904) 488-5021

October 21, 1992

Honorable Lawton Chiles
Governor of Florida
Honorable Members of the Florida Legislature


Dear Governor and Members of the Legislature:

In accordance with Chapter 20.315(15), Florida Statutes, the Department of Corrections respectfully submits its Annual Report for Fiscal Year 1991-92, which covers the progress and accomplishments made by the department during the year.

The theme of this year's report is "Organizing for the 21st Century." The report includes recommendations for improving the delivery of correctional services based on the department's Agency Strategic Plan. The report also highlights innovative ideas and enhancements such as Broward Correctional Institution's Day Care Center, a new Custody Classification System, an effective Student Internship Program, and enhanced relationships with law enforcement and the judiciary. The accomplishments described in the report reflect the department's "major corporation" approach to management. They are the direct product of the imagination and ideas of staff and their conscientious dedication and hard work.

Should you have any questions regarding the material in the Annual Report, we will be happy to respond.

Sincerely,


Harry K. Singletary, Jr.
Secretary

HKSJr/JN/sh

Table of Contents

Secretary's Message	1
Department Organization Chart	2
Management	3
Correctional Facilities	6
Regional Organization and Functions	7
Regional Geographical Locations and Administrative Data	8
Department Recommendations	9
Activities Section	11
Minority Purchasing	11
Court Ordered Payment System	11
Enhanced Relationships with Law Enforcement and Judiciary	12
Adult Services Program Office Implements New Custody Classification System	12
Affirmative Action/Equal Employment Opportunity	13
Department of Corrections Puts New Life Into Its Student Internship Program	13
Department of Corrections Part-time Student Employees	14
Broward Day Care — A Child's Jubilee	15
Department of Corrections Appreciating Racial, Cultural and Gender Diversity	15
Prison Construction	16
Chaplaincy Services	16
Strategic Planning	16
New Information Initiatives to Educate the Public	17
Inspector General Reorganizes	18
Accreditation	19
Community Corrections Partnership Act	19
Probation and Parole Community Supervision Enhancements	20
Special Services Provided By The Youthful Offender Office	21
Operations Organizing for the Future	21
Legal Services	22
Utilization of Staff and Financial Resources	23
Organizing Health Services for The 21st Century	25
PRIDE: Public/Private Partnership At Work Building Futures	26



Table of Contents, continued

Honored Employees Section	27
Employee of the Year	27
Correctional Probation Officer of the Year	27
Correctional Officer of the Year	28
Central Office Employee of the Year	28
CESA Volunteer of the Year	29
Department Volunteer of the Year	29
Correctional Statistics Section	30
Inmate Admissions	31
Inmate Status Population	46
Inmate Releases	62
Community Supervision Statistics Section	64
Community Supervision Admissions	64
Community Supervision Population	75
Community Supervision Releases	84
Financial Statements	91
Directory	95

Secretary's Message

This annual report covers the progress and accomplishments made by the Florida Department of Corrections during fiscal year 1991-1992. We feel that the Department of Corrections is one of the most productive and best managed departments in state government. We believe we are the best kept secret in government.

For years the department has produced, saved, and performed in an exemplary fashion. We are delighted to report that 1991-1992 was no exception. Although our budget was reduced by \$47 million in fiscal year 91-92, the department will revert more than \$8 million to the State General Revenue Fund. This accomplishment was based on a sound management plan which involved innovative use of staff and fiscal resources.

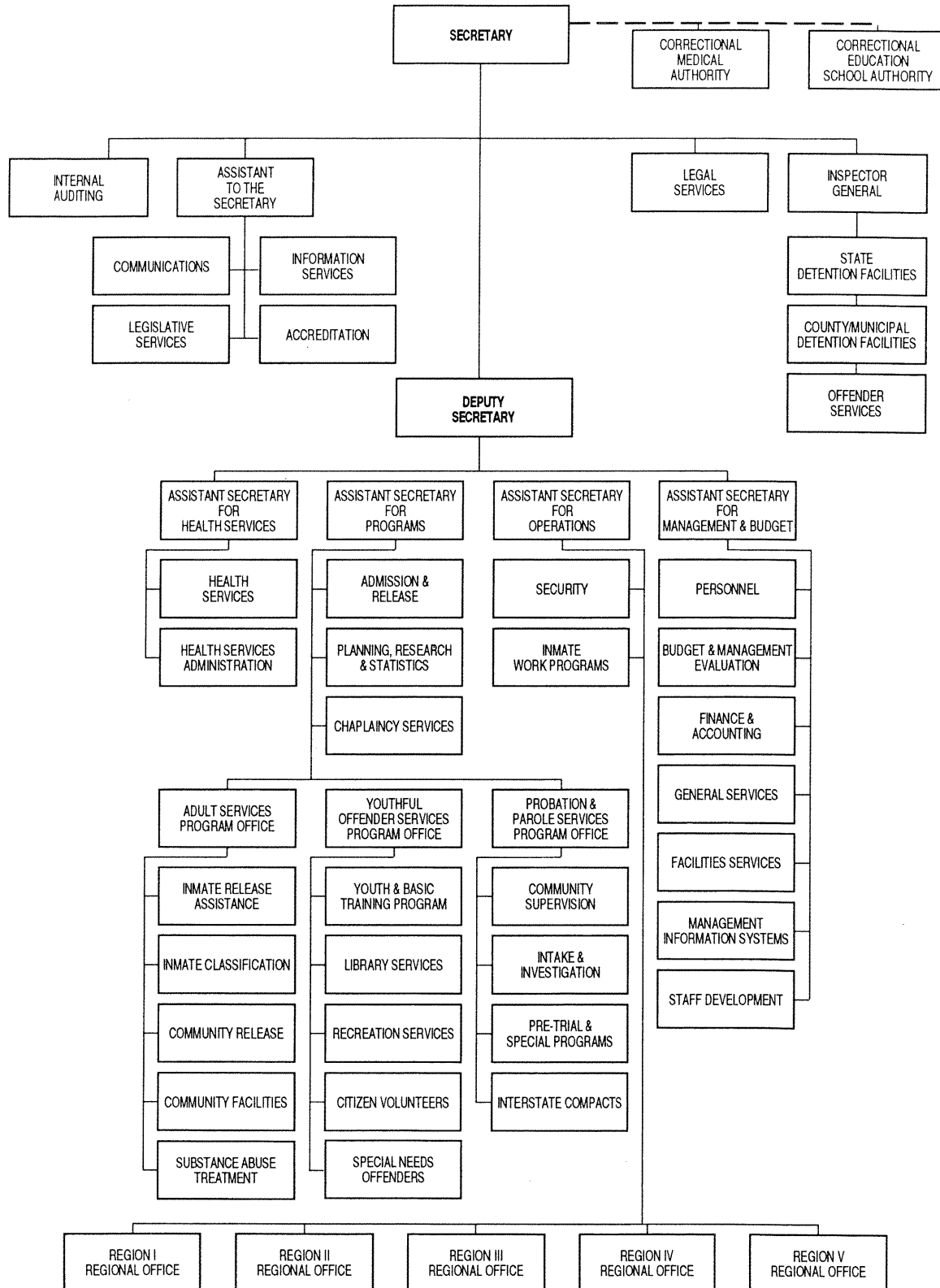
From the staff perspective the department is the equivalent of a large billion dollar corporation and we approach it as a business of that magnitude. This approach has led to increased efficiency, innovations, and cost savings. Three examples of the impact of this new thinking and direction are:

- 1) The department views its Food Service operations in the same fashion that a restaurant chain would its business operations. The department served more than 52,000,000 meals over the past year, and we are attempting to manage the unit cost.
- 2) The department views its Health Services operations in the same fashion as an HMO, a private hospital corporation, and a public health agency. The department must adopt and adapt cost containment measures similar to the private sector.
- 3) The department views probation and parole services as a revenue collector and generator for the State. The revenue collection function is being automated to ensure payments of court ordered obligations and costs of supervision, which will free professionals for more direct service contributions.

Thanks to these and other innovative measures, the department has continued to make distinguished progress. These accomplishments have been the direct product of staff input, ideas, suggestions, and hard work. Two important department goals are to be fiscally accountable and able to articulate how resources have been applied to meet its public safety mission.

We at the Florida Department of Corrections are not only interested in the goal of accountability, but are also committed to the goal of effectively performing our public safety mission.

DEPARTMENT ORGANIZATION CHART



Management & Functions


Secretary

Harry K. Singletary, Jr. is chief executive officer (CEO) of the Department of Corrections. He was appointed to this position by Governor Lawton Chiles in April 1991. He was initially employed by the Florida Department of Corrections in 1979, when he accepted the position of Regional Director for Region V. His prior career included eleven years of service in the juvenile corrections system in Illinois, which culminated in his promotion to Superintendent of the Illinois Youth Center at St. Charles. As Secretary of the Florida Department of Corrections, Mr. Singletary has the authority to plan, direct, coordinate and effect the powers, duties and responsibilities of the Department in operating the state correctional system. He exercises his responsibilities by identifying priority issues, providing guidance and implementing directives through the Deputy Secretary and Assistant Secretaries.



Deputy Secretary

Bill Thurber assists the Secretary in supervising the activities of top management staff in the Department, in addition to acting on his behalf in the Secretary's absence. He was appointed to the position of Deputy Secretary in May 1991. During his 16 year career in the Department, Mr. Thurber has held positions as Assistant Secretary, Office of Management and Budget where he was responsible for the Department's budget, general services, architectural and engineering services, data processing, finance and administrative services, and personnel management; Industries Administrator, and Regional Administrative Services Director in Region II.





Assistant Secretary for Programs

Wilson C. Bell was appointed Assistant Secretary for Programs in June 1986. He began his career with the Department in 1968 as an Instructor and Academic Consultant at Florida State Prison. Since then he has held positions as Education Supervisor I, Education Supervisor II, Assistant Superintendent at FCI, Superintendent at Lawtey C.I. and Lantana C.I., Director of Region IV and Director of Adult Services.

Supervision of Program Offices: Assesses program needs, develops policies, monitors and controls program quality and provides technical assistance in the areas of Adult Services, Youthful Offender, Probation and Parole Services, Interstate Compact and Chaplaincy Services.

Admission and Release: Receives, documents and establishes the official record of all persons sentenced to the Department of Corrections; coordinates the physical movement of inmates between institutions and community facilities and returning parole violators from out-of-state.

Planning, Research and Statistics: Develops goals, objectives and performance measures; evaluates programs of the Department; forecasts prison populations and probation and parole supervision caseloads; produces the Department's Strategic Plan and Annual Report; provides recurring monthly reports regarding admissions, releases and status populations for incarcerated and supervised offenders.



Assistant Secretary for Health Services

Dr. Charles Mathews was appointed Assistant Secretary for Health Services in November 1989. Prior to coming to the Department, Dr. Mathews served as the Medical Director of Sarasota Memorial Hospital and Medical Director of Respiratory Therapy at Sarasota Memorial Hospital. He was active on the medical staff at Sarasota Memorial Hospital from 1972 to 1989.

Supervision of Professional Delivery of Health Care Services: Directly responsible for the provision of inmate health care services at hospital, regional and institutional levels. Health care services include numerous disciplines, including dental, mental health, nursing, administrative and medical services. Maintains liaison with recognized health care providers and other agencies, such as the Department of Health and Rehabilitative Services; as well as with other national and state professionals and authorities in correctional health services.

Health Services Policies: Establishes health care standards, policies and directives, and formulates related health services legislative proposals.

Health Services Planning: Develops and implements health care plans and programs in accordance with State Comprehensive Plan goals; monitors and evaluates progress and status of health services delivery.

Medical Issues: Medical advisor to the Secretary of the Department of Corrections and staff members on health services issues.



***Assistant Secretary for
Management and Budget***

Ron Kronenberger was appointed Assistant Secretary for the Office of Management and Budget in May 1991. He began his career with the Department in 1976 as the Budget Officer in Region II. He was appointed to the position of Administrative Services Director in Region II in 1983 and became Deputy Director for the Office of Management and Budget in 1987. Mr. Kronenberger was also selected Central Office Employee of the year in 1991.

Personnel: Represents and coordinates activities involving collective bargaining, recruiting, classification and pay programs departmentwide.

Budget and Management Evaluation: Coordinates statewide legislative and operating budget requests, plans and supervises fund allocations and prepares financial plans.

Finance and Accounting: Plans for and maintains records and reports to reflect the financial position of the Department.

General Services - Plans and coordinates general service programs including food service, purchasing, contracts, leasing and life safety programs.

Management Information Services - Designs, implements and maintains automated information programs to assist in management of key aspects of the Department.

Facilities Services: Manages fixed capital outlay appropriations, repairs and renovations, construction of new prison beds, fire safety and environmental issues.

Staff Development: Coordinates and supervises all staff training programs conducted within the Department.



Assistant Secretary for Operations

Ron Jones was appointed Assistant Secretary for Operations in May 1991. He has been with the Department since 1972 following an 11 year career with the Nebraska Department of Corrections. During his career with the Department, Mr. Jones has held positions of Superintendent, Bureau Chief of Community Facilities, Director of Adult Services and Deputy Assistant Secretary for Operations.

Operational Supervision: Responsible for direct supervision of the five Regional Directors and the delivery of all departmental programs and services in the Regions through major institutions, community facilities and probation and parole services.

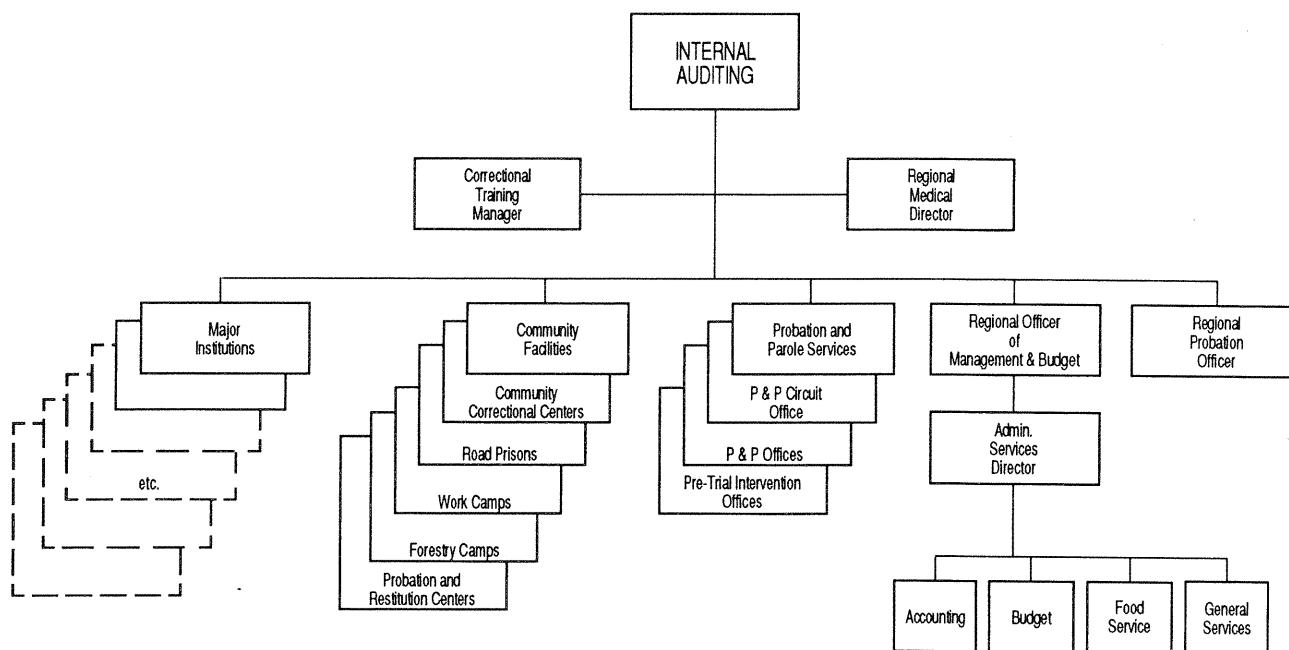
Security Coordination: Monitors and evaluates security programs at all facilities; advises Superintendents in the event of riots, disturbances, or potentially dangerous situations; monitors care and control of all movable security equipment; reviews security plans of all proposed institutions.

Inmate Work Coordination: Responsible for monitoring, reviewing and providing assistance to institutions and facilities which are involved in inmate work programs with the Department of Transportation, counties, cities, other state agencies and non-profit organizations.

Regional Organization

Correctional institutions, community facilities and probation and parole offices are administered through five geographic regions. Each region is headed by a regional director who supervises the activities of the superintendent of each major institution, the superintendent of community facilities and the regional probation and parole administrator. The regional director is responsible for financial administration and personnel management within his region and for ensuring that department policies are carried out and standards are met. Regional organizations and functions are shown below.

TYPICAL ORGANIZATION



Regional Functions

Each regional office coordinates activities and solves problems at major institutions in accordance with standard Department diagnosis, evaluation, referral, classification and case management procedures.

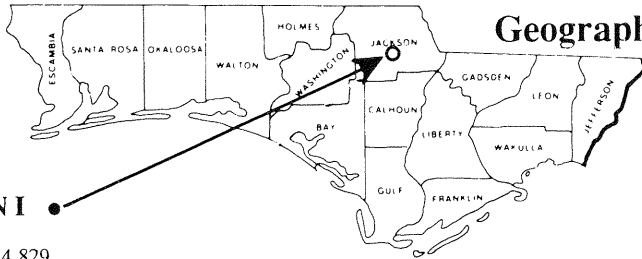
The activities of all community correctional centers, road prisons, vocational training centers, work camps, forestry camps, and probation and restitution centers are also directed by the regional office in accordance with Central Office policies and directives.

The offices coordinate and direct all probation and parole services and activities in accordance with policy guidelines and program directives from the Central Office, to include supervision, investigation, intake and diversionary programs.

Each office performs personnel management activities, including maintenance of personnel files and related records for personnel of community facilities, probation and parole offices and the regional office. In addition, regional offices maintain property accounting records, document all property transactions and maintain property management and control. The regional offices also prepare and submit regional budgets, monitor operating accounts and expenditures and supervise regional fund allocations and releases.

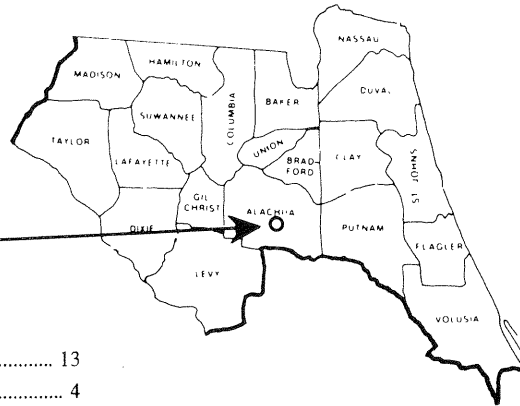
The Regions

Geographical Locations and Administrative Data



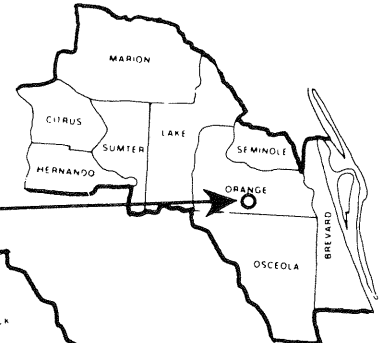
REGION I
Total Staff: 4,829

Major Institutions	11
Community Correctional Centers	4
Women's Community Correctional Centers ..	1
Probation and Restitution Centers	2
Road Prisons	1
Forestry/Work Camps	6
Probation and Parole Offices	18
Incarcerated Offenders	9,093
Offenders Under Supervision	11,880



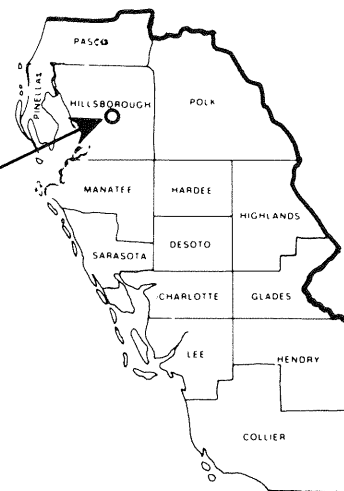
REGION II
Total Staff: 6,685

Major Institutions	13
Community Correctional Centers	4
Women's Community Correctional Centers ..	2
Probation and Restitution Centers	1
Forestry/Work Camps	2
Probation and Parole Offices	27
Incarcerated Offenders	15,592
Offenders Under Supervision	15,499



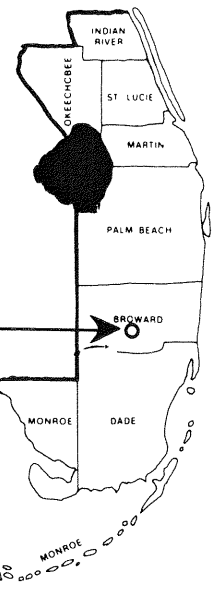
REGION III
Total Staff: 3,162

Major Institutions	6
Community Correctional Centers	4
Women's Community Correctional Centers ..	1
Probation and Restitution Centers	1
Forestry/Work Camps	1
Probation and Parole Offices	22
Incarcerated Offenders	7,036
Offenders Under Supervision	19,206



REGION V
Total Staff: 3,774

Major Institutions	8
Community Correctional Centers	8
Women's Community Correctional Centers ..	2
Probation and Restitution Centers	4
Road Prisons	2
Probation and Parole Offices	48
Incarcerated Offenders	8,063
Offenders Under Supervision	32,506



REGION IV
Total Staff: 3,600

Major Institutions	7
Community Correctional Centers	8
Women's Community Correctional Centers ..	2
Probation and Restitution Centers	3
Road Prisons	2
Probation and Parole Offices	32
Incarcerated Offenders	7,228
Offenders Under Supervision	31,995

Recommendations

As required by ss.20.315(16), F.S., the Department of Corrections has developed recommendations for improving the delivery of correctional services in the State. The recommendations address views and requirements that have become apparent in the areas of policy needs, facilities necessary to remain ahead of inmate population growth and personnel requirements to ensure optimal effectiveness of departmental staff. Based on the accomplishments in FY 1991-92, assessments of requirements for further progress toward established departmental priority issues and objectives as set forth in the Department's Strategic Plan, it is recommended that action be taken and/or resources provided to accomplish the following:

- * Restructure the Florida sentencing system to target dangerous offenders for longer sentences.
- * Reduce the escape rate to no more than 4 per 1,000 by June 1996 for major institutions.
- * Obtain Legislative approval of resources necessary to house violent offenders for at least 70% of their sentence length.
- * Increase Community-based supervision of violent offenders upon release from prison.
- * Fully implement the Community Corrections Partnership Act and a Crime Prevention/Diversions Program.
- * Construct secure and non secure drug treatment facilities for less severe offenders.
- * Develop a comprehensive plan to increase community participation in reducing criminality.
- * Educate the public concerning the cost effective use of community based supervision programs which are grounded in good risk assessment procedures.
- * Support the full implementation of the Department's strategic planning initiative and the on-going Department initiative in total quality management and strategic organization alignment.
- * Support statewide strategic planning for Information Resource Technology.
- * Expand the Department's evaluation and planning capability.
- * Support parity in compensation and benefits between law enforcement officers and correctional officers.
- * Enhance benefits for correctional staff who work with inmates classified as high security risks.
- * Increase support to enhance staff development/training opportunities department-wide.
- * Revise a relief factor to acquire additional correctional officers to provide adequate relief to accommodate days off, annual/sick leave, and training for 5-day and 7-day posts.
- * Increase effectiveness of probation as a primary community-based sanction through use of risk and needs assessments and specialized caseloads.
- * Approve less-than-lethal, yet effective, use-of-force alternatives for officers transporting inmates or supervising them in hospitals and other locations.
- * Continue development and implementation of drug abuse treatment programs for probationers, parolees and offenders on community control.
- * Expand Tier I substance abuse treatment programs for correctional institutions and community correctional centers where appropriate and improve curriculum.

- * Increase availability of coordinated, inter-agency relapse prevention programs and aftercare services and development of the concept of linkage between treatment programs and community resources.
- * Expand the Probation Restitution Center concept to incorporate social service, drug treatment and basic education delivery systems into each center.
- * Implement random drug use testing of inmates system-wide.
- * Increase efficiency of classification and reception of inmates, identifying special needs and emphasizing proper placement in the system.
- * Enhance correctional health services for inmates as set forth in the Correctional Health Services Plan, with emphasis on those who are elderly or who are physically or mentally impaired.
- * Develop and implement a pilot sexual disorders clinic to provide intensive treatment for inmates who suffer from various sexual disorders.
- * Continue equal accessibility to correctional programs for female inmates.
- * Enhance health services for female inmates, to provide for their special needs.
- * Assist Correctional Education School Authority (CESA) to conduct 150 hours of mandatory literacy training for inmates with two years or more remaining on their sentences and a test score of less than 9.0 grade level.
- * Assist CESA to train inmates who are within five years of release in one or more vocational skills.
- * Enhance job search assistance to offenders through expansion of Department of Labor and Employment Security (DLES) staff dedicated to this purpose.
- * Support continuous expansion of a multi-profession student internship program at central headquarters and all other levels.
- * Support the resumption and continuation of an expanded part-time student employment program at all levels.
- * Support the expansion of worksite Child Care Centers at correctional institutions.
- * Continue the mandatory sexual harassment training program for all employees.
- * Develop a discipline data base and tracking system.
- * Support the continuation of an enhanced AA/EEO Plan Implementation and Training Program.
- * Support the full equitable implementation of the Minority Business Enterprise (MBE) program, especially in the purchasing and contracting of African Americans, Hispanic Americans, other minorities and women.
- * Continue to meet the requirements of the USA Case.
- * Expand the training programs on "Women Facing the Future," valuing workforce diversity; managing diversity in the workforce, etc.
- * Continue to explore ways to enhance and expand the training opportunities offered at the Correctional Training Academies.
- * Continue to work vigorously to fully comply with Americans With Disabilities Act requirements; focusing on Titles I and II.
- * Continue to work cooperatively to support PRIDE as the corporation carries out its missions to provide on-the-job training programs where inmates achieve marketable skills, learn a work ethic, and are placed in good paying jobs upon release.
- * Continue to support PRIDE's industry expansion into other correctional institutions, especially during these difficult economic times.

Activities

Minority Purchasing

The Department of Corrections is one of the most active Departments in state government in implementing the Small and Minority Business Assistance Act enacted in 1985. The Department received the State Award for exceeding its goal of \$2,131,384 in purchases from minority businesses by 214.12% or \$4,563,810, for 1991.

The Department encourages all vendors to participate in bid solicitations and has established a Minority Business Enterprise Utilization Plan. The following are major elements of the plan:

- A strategy was developed to increase the participation of Certified Minority Business Enterprise (CMBE) in the Department's procurement system by securing percentages of each institution's procurement dollars in contracts to CMBE's.
- The Department will maintain an up-to-date minority vendor list for the purchase of commodities and services.
- The Department's awareness of CMBE's is broadened through coordination with other entities such as the Minority Business Development Centers and the Small and Minority Business/Advocacy Office.
- The Department's goal is to improve and develop skills among staff that will provide increasing opportunities for minority businesses to actively participate in this program. Personnel involved in the purchase of goods and services are provided information on minority businesses that may wish to bid on goods and services. The success of this program is dependant on the climate created by all purchasing personnel.

Court Ordered Payment System

The Department, through the dual efforts of Management Information Services and Probation and Parole Services, has implemented a new Court Ordered Payment System. This automated system tracks all the monies owed by an offender, including cost of supervision, victim restitution, court costs, and other payments ordered by the court. The system maintains a prioritized payment schedule and a record of payments. Each month, payments are disbursed to the victims, the clerk of court, and other payees.

The responsibility of operating and maintaining the system is split between the individual Probation and Parole Offices and the "fee collection" administrative units in the five Regional Offices. The input of original intake data, the input of changes to the offender data base, and the receipting and depositing of court ordered payments is the responsibility of Probation and Parole Office staff. Regional Office staff are charged with validating bank deposit transactions, initiating the disbursement of funds to victims and other designated payees, and maintaining the official accounting records for Court Ordered Payment activity.

The system offers many advantages over a manual system, including:

1. A fully automated collection process, eliminating the need for handwritten receipts.
2. Full automation of the disbursement process utilizing a system generated check.
3. A complete record of all receipts and disbursements, eliminating the need for manual payment history in offender files and providing a record of both COS and restitution collections.


4. A "multiple offender" disbursement check. For example, if the Department collects court-ordered payments from twelve offenders due to a single victim, only one check is then disbursed to that victim.

OP03 0 818432		04N		09/01/92		11.09.15		
OPSB003		OFFENDER COP OBLIGATIONS				PAGE: 1		
DOC NO: 818432		NAME: DOE, JOHN		STATUS: ACTIVE PP				
A P	CASE	PAYEE	ACCT	ORIGINAL	S	PAYMENT	CURRENT	FINAL
C F	NUMBER	ID NUMBER	TYPE	COP OBLIG.	U	SCHEDULE	BALANCE	PYMT DUE
T X	SEQ CO				R			
-	01	9102202	10ALACH001	03 0	y	20.45	\$225.00	07/21/93
-	01	9102202	26NOCUX001	01 0	Y	21.36	\$235.00	07/21/93
			SURCHARGE	02		1.67	\$18.40	

DISPLAY COMPLETE COS PAYMENT IS \$50.00 REQUIRED PAYMENT IS \$93.48
 OPTIONS: I = OP04 0; U = OP04 2; R = RECALCULATE PAYMENT; PF8 TO OP10

Computerized receipt provides a record of both COS and restitution collections.

5. Consistency and control in accounting for funds and provision of analytical data indicating percentages of funds being collected.



Much time and money has been saved as a result of the computerization of cost of supervision receipts. Formerly, these receipts were done manually.

6. A means to accurately assess and collect the 4 percent administrative processing fee provided for in Section 945.31, Florida Statutes. This fee is then deposited into the Court-Ordered Payment Trust Fund.

Enhanced Relationships with Law Enforcement and Judiciary

The Department is "reaching out" and providing outside agencies with on-line access to the Offender Based Information System (OBIS). OBIS has recently

been offered to various State Attorney's offices, police departments, and the Immigration and Naturalization Service. This sharing of information is important to the operation of the other agencies by providing up-to-date corrections information in a timely manner.

A computer network has been established with the Department of Highway Safety and Motor Vehicles which grants access to critical motor vehicle and driver license information to Probation and Parole staff for use in presentence and other investigations. The network link to the Department of Law Enforcement's Florida Crime Information Center and the FBI's National Crime Information Center (FCIC/NCIC) has improved accessibility and reduced response time. The Department will be increasing the access to this information from current levels (from approximately seventy offices) to virtually all 150 Probation and Parole offices once the FDLE moratorium on new connections is lifted. This access is also very important in presentence and other investigations. Additionally, FCIC/NCIC access is also heavily used at the institution reception centers, by Admission and Release, and by the Inspector General's office.

The Department also provides information in the form of hardcopy reports to several different agencies. The Immigration and Naturalization Service is supplied with a series of reports on inmates, including information about projected release dates and detainers placed upon the release of those inmates. The Department supplies the Department of Law Enforcement with monthly release reports and receives reports from them concerning selected employee background checks.

Adult Services Program Office Implements New Custody Classification System

In 1991 the Adult Services Program Office implemented a new Objective Inmate Custody Classification System which combines the latest in computer technology with a national model for custody classification developed by the National Institute of Corrections (NIC).

The new system is an enhanced version of the NIC's objective custody classification model whereby Correctional Probation Officers develop an individualized custody score on each inmate reflecting the inmate's sentence, criminal history and institutional adjustment. The scoring factors were determined through statistical evaluation, comparison of the Florida model with federal and other state agencies throughout the nation, and extensive pilot testing and field research.

When scoring the custody instrument, classification staff assess specific factors that establish indicators of an inmate's future behavior. These indicators reflect the inmate's arrest history, sentence structure, length of time to be served, seriousness of the inmate's past and current offenses, and the inmate's adjustment since arrest. A numerical score is developed during this assessment procedure and the computer system identifies a recommended custody level that is subject to final review and approval by Department staff.

DC69 2 000001		07/21/92 10.27.50
ICCB010	CUSTODY CLASSIFICATION	PAGE: 2
DOC NO: 000001	NAME:	STATUS: ACTIVE
	CUR LOC:	PPRD: 04/30/1996
CLASSIFICATION DATE: 07/08/92	TYPE: R = RECLASS	LOCATION: 213
1. TIME REMAINING TO REL: F = 0-3 YRS		- 0
2. SEVERITY OF OFFENSE: P/LEVEL: 0	DATE:	CURRENT LEVEL: 1 -15
3. PRIOR VIOLENCE: A. - 12/12/90	OFFENSE: 1212 - ROBBERY W/P/PIEA	-20
4. DISCIPLINARY REPORTS: G = NO DR'S IN LAST 18 MONTHS		- 5
5. ESCAPE HISTORY:		+ 0
6. STABILITY/PGN. FACTORS: A. B. C. X D. E. F. G. H.		- 1
7. OUTSTANDING DETAINERS:		
8. SEX OFFENDER: 99 = NO HISTORY OF SEX OFFENSES		
9. ALIEN- DEPORT/NO DECI:		
10. CREDIT INELIGIBILITY:		
PRIOR CUSTODY: 3 = CLOSE	- 07/08/92	SUGG. CUSTODY: 3 = CLOSE
TEAR EXCEPTIONS:		HIGH RISK CAT.: 2
EXPLANATION: SUBJECT'S CRIMINAL NOTORIETY AND STRONG PUBLIC SENTIMENT PRECLUDE REDUCTION IN CUSTODY STATUS		
MODIFIED CUSTODY: 4 = W/A		CONTINUE UNTIL DATE: 01/07/93
OFFICER ID:	OFFICER NAME:	
UPDATE COMPLETE		READY TO UPDATE

Phase I of the new system was initiated on July 21, 1991 after culmination of a six month review and evaluation process that included development of computer simulations and a field pilot application followed by state-wide training of classification staff.

Phase II of the system was implemented on June 9, 1992 with enhancements developed during the initial evaluation process. Included in Phase II is an enhancement of the automated process whereby the Department's computer database automatically assesses specific risk factors for consideration in the final determination of an inmate's custody. Additionally, certain inmates identified by the computer database as high risk due to recent commitment are automatically limited

from custody reduction status without an additional level of review and approval at the Department's Central Office. Through the innovative use of computer technology and the skilled application by classification field staff, inmate custody decisions are now more consistently applied and better reflect the appropriate custody level for an inmate.

Affirmative Action/ Equal Employment Opportunity

The Department is committed to the development and maintenance of a quality work force that is balanced to reflect personnel diversity in the work place. One vehicle to assure that the Department is open to all citizens who are interested in employment is through an effective Affirmative Action and Equal Employment Opportunity (AA/EEO) policy and plan to accomplish these goals. The FY 1991-92 comprehensive departmental Affirmative Action Plan has been commended by the Department of Administration for its quality and far-reaching implications. The current Affirmative Action Plan includes realistic, obtainable, and measurable goals by each of the Department's five regions. It provides clear direction and guidance on how the Department wishes to compare its balanced work force in terms of race, gender, and ethnicity; and it holds key Senior Managers responsible and accountable for fulfilling the requirements of the plan. The Deputy Secretary acts as the AA/EEO Officer for the Department, and serves as Chairman of the AA/EEO Advisory Committee. This Committee is comprised of representatives from each region of the state and is balanced in terms of race, ethnicity, and gender. The committee monitors the implementation and continued adherence to the Affirmative Action policy in each region.

Department of Corrections Puts New Life Into Its Student Internship Program

The Department took the initiative in expanding and formalizing its Student Internship Program this fiscal year. Through negotiations with Student Internship Coordinators at Florida A&M University and Florida

State University, the Department has placed over ten graduate and undergraduate students into newly established Student Internship positions throughout Central Office and at selected locations in the field. Without exception, each student intern has benefited from the experiences they gained in working in a professional correctional/public service environment and the state (Department of Corrections) has benefitted from the contributions of new/fresh ideas brought to the work place by these young, bright minds. The program will be


Department of Corrections Part-time Student Employees

Thanks to the rare opportunities made available by the Governor's Fiscal Year 1991-92 Productivity Enhancement Program, the Department embarked upon an expanded employment program for needy students. There were several significant areas in the Department's central headquarters where additional help was needed, in some cases due to the hiring freeze for permanent staff.

During the fiscal year, the Department hired 39 students as Other Personnel Services (OPS) workers.


Each student was employed to work an average of 20 hours per week. In most cases, that work schedule was manageable along with a full time study load. The work schedule seemed to reinforce and compliment the student's academic pursuits.

Students worked with a great deal of effectiveness and efficiency in the Youthful Offender Program Office, Planning, Research and Statistics, Staff Development, Personnel, Office of Management and Budget, Facilities Services, Finance and Accounting, Operations, the Executive Office of the Secretary, Admission and Release (Offender Records) and Health Care Quality Management. The most notable accomplishment was in Offender Records where these students made the decisive difference in the complete elimination of more than 149,000 backlogged document sets, and in their work with inactive storage files. Additionally, they performed highly critical professional accounting functions, and computer applications, filing and retrieval of records and other badly needed administrative support functions. The students worked to earn badly needed funds to help defray their educational expenses and, at the same time, learned to work effectively in a highly



Shun Wymon, majoring in Public Administration at FSU; Stephanie Ellis, majoring in Criminal Justice at FAMU; and Michael Adamson, majoring in Business and Economics at FAMU.

further expanded Departmentwide during Fiscal Year 1992-93. The Department's new Student Internship Program is comprehensive in scope. Previously the focus was on criminal justice/criminology students who performed their student internship requirements primarily with Probation and Parole field staff. Under new direction, the completely revised program seeks to attract college students at the undergraduate and graduate levels in a variety of professional disciplines that span the breadth and depth of the Department's functional areas. The Department of Corrections is viewed as a big business/corporation in its attempt to attract bright, creative, motivated and well trained student interns. The newly directed Student Internship Program, when fully designed and implemented, will reflect an across-the-board recruitment of a wide array of student interns for all major professional disciplines of the Department at the Central Office, at Regional Offices and at Institutions, Probation/Parole Offices and at Community Programs/Facilities. Recruitment opportunities and productivity will be greatly enhanced through this initiative.




Mike Luther, who works in Central Office Personnel, is one of several employees who are also students. Luther completed his Master's degree from FSU in 1992.

structured, professional environment. The Department, on the other hand, received a high level of productivity from these students, at a fraction of the cost of salaried employees.

For both the student part-time employee and the Department, this represented a productive situation that offers great possibilities for continuation and expansion in the future.

Broward Day Care – A Child's Jubilee

The Department took a bold and positive step on September 3, 1991 with the opening of its first work place child care center. This represents a true “Labor of Love” initiative by the then Superintendent, Marta Villacorta, and staff at Broward Correctional Institution. Located within the staff housing area at Broward C.I., one of the female prisons in Florida, the Child Care Program is housed in a specially built double-wide trailer. The trailer can accommodate up to 30 infants and preschool toddlers.



Known as Broward Day Care: A Child's Jubilee, the fully licensed center is Florida's first and only worksite day-care facility for children of state prison employees. The Department has been working toward opening a day care center at Broward C.I. since 1987. This center is the first of a series of work place child care centers being planned for remote prison locations in Florida. Employees whose children are enrolled in the Child Care Program are excited and pleased with having the Department operated center located conveniently at their place of work. This recently constructed facility features a three person staff, two classrooms, office,

kitchen, children's restroom, staff restroom, and an attractively landscaped backyard playground, complete with bicycle paths, swings, lawn toys and a playhouse. A major goal of establishing worksite child care centers is for the Department to better serve its employees. It is a comfort to the parents knowing the children are close and can be conveniently checked on if needed.



The employees who bring their children to the center can be secure in knowing that their children are cared for and taught by qualified people who not only understand child care but also recognize the demands of the Corrections profession.

One of the major reasons the State Legislature appropriated funds for the day care center at Broward C.I. was to help curb a high turnover rate among its employees.


Department of Corrections Appreciating Racial, Cultural and Gender Diversity

The Bureau of Staff Development has implemented three training programs to address diversity in the work place. The first program, “Appreciating Racial, Cultural and Gender Diversity,” has been provided for more than 600 employees. The Bureau is also conducting a unique training program specifically for women serving as correctional officers in the Department. The program, entitled “Women Facing the Future,” is intended to enhance the ability of women to supervise and work with male inmates and male employees. More than 300 employees have participated. The Bureau also provides instruction for

administrators, managers and supervisors on how to manage the Department's current and future work force by conducting a program specially for them entitled "Managing a Racial, Cultural and Gender Diverse Work Force." This program has been conducted for more than 150 employees to date. The Department's goal is to train all employees in racial, cultural and gender diversity by 1995.

Prison Construction

The Department brought on line 2,967 new beds during FY 1991-92, increasing its bed capacity to 48,881 on June 30, 1992. In addition, the Department was in the process of constructing 3,108 new beds whose opening was postponed due to the budget cutbacks in FY 1991-



92. This was the first time in modern history that Florida constructed new beds but was unable to open them due to lack of operating funds. The 1992 Special

Session of the Legislature provided funds to open these beds in FY 1992-93.

Chaplaincy Services

The Chaplaincy Service was pro-active during this year in providing opportunities for offenders to pursue their beliefs and practices. Numerous activities were conducted/coordinated/supervised to assist offenders in increasing their awareness and making responsible choices. These activities included the following:

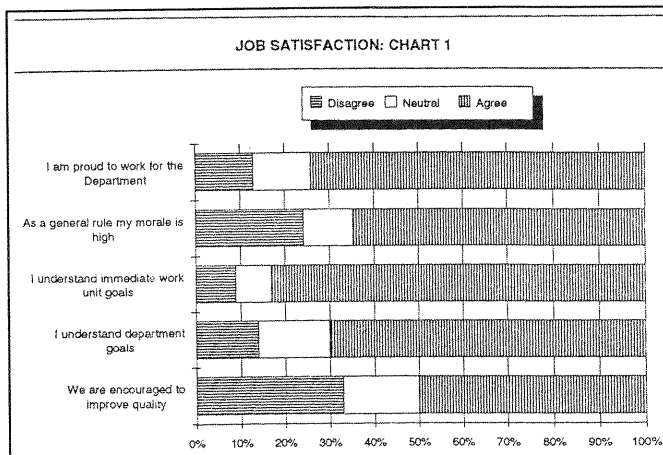
Worship Opportunities	935,411
Pastoral Visits	167,508
Counseling Sessions	79,494
Briefings	51,085
Baptisms/Dedications	27,918
Weddings	164
Citizen Volunteers Trained	2,899

Strategic Planning

Introduction and implementation of Strategic Planning and Total Quality Management are intended to streamline the Department's manpower needs and management techniques while providing consistent direction for decision making and guidance for resource requirements into the next decade.

In September 1991, the Department began the strategic planning process aided by the Florida Center for Public Management. The program involves several varied initiatives. Among them are:

- A voluntary survey of the entire work force to assess perceptions of the Department's mission, job satisfaction, and degree of customer focus. Eighty-five percent of the 19,624 employees surveyed responded.
- Interviews of legislators, judicial authorities, and other public officials to clearly define the Department's mission as perceived by external customers who most closely interact with the Department.
- Internal senior level interviews and focus groups composed of a cross-section of Departmental rank and file personnel have been developed. They are intended to add their knowledge to previously developed administrative managers' recommendations.
- The development of an action plan which will insure a means of measuring mutually agreed upon goals.



Total Quality Management will empower the rank and file in the Department to participate in improving daily business. A top to bottom overhaul of the Department is in progress. Training sessions for all levels of staff are being developed. These sessions will teach staff to work as teams, share knowledge, systematically collect

data, analyze and solve problems, work toward continuous improvement, and focus on group/team improvement rather than individual competitiveness.


Productivity measurements have been introduced into the Department; where managers, supervisors and rank and file have standards by which to judge their efficiency. The intent is to mold an agency that works as an effective whole, knows its mutually agreed upon mission, values and vision of the future and optimizes the scarce resources of the state.

Strategic Planning successes, by definition, cannot be measured in the short term. Measures of success early on relate to actions consistent with the long range goals and objectives of the Department. Some goals have already been set. For example, by June 1996, the Department expects to maintain an escape rate of no more than 4 per 1,000 inmates from the currently funded major institutions, reduce by 20 percent the per capita number of felony crimes committed within correctional facilities, effect a 10 percent reduction in the per capita number of felony commitments within 5 years of release, and in concert with the legislative and judicial branches, ensure that dangerous offenders (convicted of murder or sex crimes) serve at least 70 percent of their sentences in prison. Operations will be tested for consistency with these goals.

A significant element of a sound Strategic Plan is establishing an accurate set of baseline data. The collection of data is in progress. Escape rates, number of felony crimes committed within correctional facilities, and percent of sentenced time served by dangerous offenders are known. Baseline data for increasing staff productivity is currently being analyzed. On February 10, 1992, the Department received the initial aggregate response to the voluntary work force survey. Significant responses, where strong sentiments are expressed, are being analyzed. External perceptions of the Department as determined by the interview process are also being completed. The Department can be described as well underway toward developing a work force which is empowered to pursue the goals and objectives of an enlightened public safety system ready for the twenty-first century.

New Information Initiatives to Educate the Public

In an attempt to fulfill the office's expanded function of providing more comprehensive information, the Office of Information Services actively took part in a number of projects. Most notable among them has been the ongoing internship program providing opportunities to college students to acquaint them with opportunities available within the Department of Corrections.




Bob Macmaster of Information Services working on the Information Manual.

In addition, the office also published an information manual and compiled a slide show to familiarize agency personnel, law enforcement staff, the Legislature and the public with the challenges facing the agency and what is being done to address them. The information manual serves as a handy guide to the Department's programs and services. From day care to boot camps, litigation to legislation, safety to education, all services are outlined. Statistics are presented and the Department is explained in an easy to-read, informative manual. The slide shows serve a similar function by informing and educating both staff and community audiences that seek information about the Department.

The slide program takes viewers into prison cells, cafeterias, libraries, classrooms, hallways, gymnasiums wood shops, and clinics to give a bird's eye view from the inside of our system.

Inspector General Reorganizes

The Office of the Inspector General (IG) reorganized and decentralized its function, putting in place Regional Offices of the Inspector General. This move streamlined the work effort and enhanced communication with Department field staff and law enforcement agencies. In a coordinated effort with the Office of Operations, the IG's office developed and established an incident/event reporting system utilizing electronic mail. This timely notification of situations of importance allows the Secretary, Deputy Secretary, Assistant Secretary of Operations and other key staff to stay current on important developments in the Department on a daily basis.



Inspector General David Smith

The IG's Office initiated efforts with the Bureau of Management Information Systems (MIS), and other key departmental staff to develop and implement a complex computerized statewide management information system that allows for identification of immediate action needed (investigation, etc.) and where. Also, valuable electronic storage of information to assist in short, middle, and long range planning aimed at problem/situation prevention and resolution.

The offices of the Inspector General, Operations and Internal Audit developed a new regionally focused approach to prison inspections and the management review process. The Office of the Inspector General met with the offices of Health Services and Public Information to establish procedures whereby information would be provided in a coordinated and timely manner.

The Office of the Inspector General has been actively working to enhance the Department's standing with other law enforcement agencies and the judiciary. The incident reporting system has enabled the Department to communicate with other law enforcement agencies in a more timely manner. The Inspector General and staff met with the Executive Director of the Florida Department of Law Enforcement to establish a strong formal cooperative agreement between the two Departments. Staff training has been initiated to improve the quality and quantity of work being accomplished by Correctional Officer Inspectors. A specialized training program entitled "Investigation in a Correctional Environment" was provided by the Institute of Police Technology and Management as a part of this training.

The Department's Inmate Grievance Procedure was certified by the United States Department of Justice and appropriate changes were instituted. A training plan was developed which focused on enhancing the Department's effectiveness in handling grievances. There should be a corresponding positive impact on issues being carried forward by inmates into the courts. The IG's Office has expanded cooperative services with the Bureau of Legal Services to coordinate public information/record requests. This keeps Legal Services informed of issues coming to the attention of the IG's Office, thus allowing identification of potential litigation issues.

The Bureau of Investigations and Inspections for County and Municipal Detention Facilities initiated a review and update of Chapter 33-8 Florida Administrative Code, in concert with representatives from county and municipal detention facilities statewide. A Jail Standards Committee was established within the Department representing a wide spectrum of parties impacted by the standards and interested in maintaining jails in compliance with standards.

The Bureau of Investigations and Inspections for County and Municipal Detention Facilities also is completing work in conjunction with the Bureau of Planning and Research on an instrument to capture data required by legislation that amended Florida Statute 951.23, and to establish a data base within which to collect, retain, and manage the data.

The IG's Office and staff participated in drafting rules governing Probation and Parole field staff carrying firearms. The IG's Office expanded investigative functions to include incidents arising out of Probation and Parole services of the Department.

Accreditation

Recognizing the need for evaluation, the Florida Department of Corrections is again actively engaged in the accreditation process through the scrutiny of the Commission on Accreditation for Corrections, sponsored by the American Correctional Association (ACA).

The process of accreditation in Florida will involve all major institutions, community facilities and probation and parole field services, with an anticipated achievement of a fully accredited status by the end of 1995. The accreditation process offers a mechanism by which to upgrade the Department systematically. In addition,




(L to R) Lt. Martha Humphries, Executive Assistant Winn Peebles, Superintendent Bill Sprouse, Colonel R.T. Vann, Assistant Superintendent Vernon Duker and Classification Supervisor Franchatta Jackson prepare for Madison C.I.'s Accreditation Audit.

it provides a method for independently verifying good correctional practices through audits, inspections, documents, and periodic reports required by the Commission on Accreditation for Corrections. It gives the Department the opportunity to evaluate facility operations against a nationally recognized set of standards, remedy deficiencies, and upgrade the quality of correctional programs and services.

The recognized benefits from the process include improved management; a defense against lawsuits through documentation and the demonstration of a

“good faith” effort to improve conditions of confinement; increased accountability and enhanced public credibility for administrative and line staff; a safer and more humane environment for personnel and offenders; and the establishment of measurable criteria for upgrading programs, personnel, and physical plants on a continuing basis.



Madison C.I. Lt. Martha Humphries keeps track of Accreditation requirements.

Not only will accreditation indicate a facility complies with a nationally recognized set of standards, it is expected the process will generate valuable data and provide a sound basis for departmental planning during future fiscal years.

Community Corrections Partnership Act

The Community Corrections Partnership Act was an attempt on the part of the Florida Legislature to address several major issues confronting Florida's Criminal Justice System. The first issue is the relationship between prison capacity and the nature of offenders entering the system, which is already incapable of providing integrity to court-imposed sentences. The second issue is related to the development of necessary community-based sanctions which are appropriate to specifically targeted populations. The third issue is the development of integrated approaches involving local and state governments in the designation of specific programs designed to address the criminal justice needs associated with certain offender populations.

The Act developed a process by which county governments could submit proposals for state funding for specified programs. These programs would be in conjunction with the determination of specific intermediate sanctions which could be used by circuit court judges for offenders who would have otherwise been sentenced to state custody. The Act provided for assistance in funding the construction and operation of county work camps. The Act further fostered the development of non-secure and secure drug treatment facilities in addition to the expansion of the already existing Probation and Restitution Center concept.

It was the legislative intent that the development of the appropriate community-based intermediate sanctions would assist in the diversion of non-violent offenders from state prison commitment, thereby allowing the utilization of state prison beds for the more violent and habitual offenders. The result of this effort would be the increase in average time served. This long-term process in restoring sentence integrity requires a fully balanced approach, which necessarily involves local governments working in concert with the Department toward the establishment of credible sanctions. The first year effort toward implementing the Partnership Act saw the specific proposals regarding pre-trial intervention, administrative probation, non-secure treatment facilities and secure treatment facilities being advanced. The first county work camp was awarded, along with the first assistance funds. In each of these instances, the Department worked with local government in a cooperative arrangement.

Probation and Parole Community Supervision Enhancements

The Department aggressively pursued a complete and thorough examination of Probation and Parole Services emphasizing staff safety and measures needed to enhance efficiency. A comprehensive task force report was prepared and submitted to the Secretary, who approved many specific issues. Among the issues were matters relating to office security, safety training, recognition of high-risk offenders and a change in the policy for arming probation officers. In each of these



CPOII Greg Dybiec of Tallahassee North P&P office uses a cellular phone in the course of his duties as a Community Control Officer. Cellular phones are one of several safety measures instituted at the recommendation of the P&P Safety Task Force.

areas the Department moved toward implementation of recommendations from the task force committee within available resources.



Regional Administrator Joseph E. Papy congratulating Lisa White, recently promoted to Correctional Probation Specialist in Northwest Tampa Probation and Parole office. Ms. White will be handling "High Profile" cases in her new assignment.


Additional enhancements for community supervision related to the establishment of a specialized job classification designed for officers who possess great skill in dealing with high-risk offenders. The nature of the supervised population has changed dramatically with a critical need being the case management of sex offenders, violent offenders and offenders with habitual prior criminal histories. In order to utilize to the fullest extent possible the human skills available in Probation and Parole services, the Correctional Probation Specialist job classification was established to focus the energies of that group on these particularly difficult cases.

Special Services Provided By The Youthful Offender Office

The Youthful Offender Program Office has taken a proactive approach to the identification and programming of the special needs offender within the Department of Corrections. This includes not only inmates with mental and physical disabilities, but also special status populations currently within the Department and future admissions.

The Department tries to provide a positive impact upon the offenders, not just a period of incarceration. Programs of a positive influence that the Department has implemented are:

- * **Boot Camp:** This program allows Youthful Offenders to function in a highly disciplined environment and to achieve a positive self image.



- * **Recreation:** The Recreation Programs make it possible for inmates to participate in organized activities, exercise on a regular basis, and better utilize any free time.
- * **Library Services:** The libraries give inmates a chance to develop interests in reading, cultural activities, and writing.
- * **Elder Programs:** The State of Florida is experiencing a steady increase in admissions of inmates over the age of 55. The Department is developing specific programs designed to meet the changing needs of an increasing elderly population.

- * **Volunteers:** Citizen volunteers are valuable resources to the Department because they sacrifice their time on behalf of inmates. These individuals have the skills and abilities to assist the Department in attaining its goals. A proactive approach by the Department in seeking out these volunteers is an ongoing campaign. Common sense and reduced financial resources to fund needed programs and services make the use of volunteers a necessity for corrections in the 21st Century.

- * **Female Issues:** The Corrections Equality Act of 1991 ensures that female inmates will have the same access to programs as those provided for males. Female inmates are given the same opportunities for exercise, recreation, and visitation privileges as those provided for male inmates. Women inmates are also afforded comparable opportunities to participate in work release programs and to be eligible for early release as those provided for male inmates.

The 21st Century will see a continuation of incarceration and recidivism unless the Department can act to break the cycle. The programs provided and the dedication of employees and volunteers can have that positive effect.

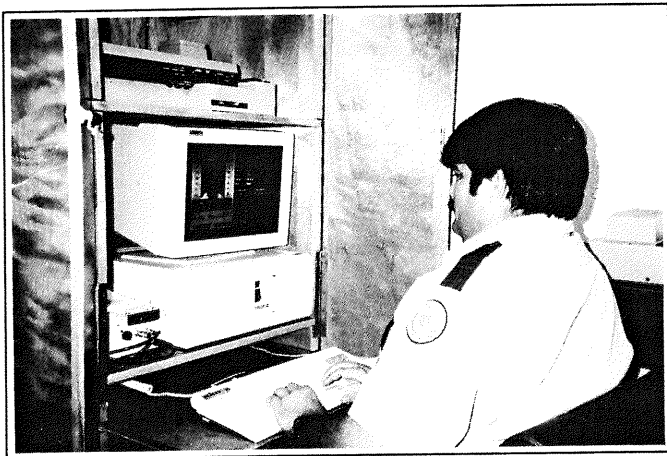
Operations Organizing for the Future

In view of the phenomenal growth of the Department, along with a shrinking tax base, it has become imperative that maximum "mileage" be obtained from the resources provided and that the management of the Department be innovative and responsible with taxpayer funds. As a result, the office of Operations has embarked on a more intensive assessment process for all applicants to the top level management positions of the Department. Concern is focused on each applicant's overall philosophy toward not only corrections, but management techniques, so that they might be able to draw the best out of the work force, utilizing limited resources.

Applicants are screened through an assessment instrument and the responses evaluated independently by each Regional Director. This evaluation then

determines which candidates are scheduled for personal interviews, again before all Regional Directors. Additionally, each person is aware that, should they be selected for a top level management position, the desire of the applicant, the talents of existing staff and the overall needs of the Department will all be considered. This may mean the person selected must relocate. In the past, the applicants applied for a specific location and this did not always allow for the meshing of needs, talents and characteristics. This approach is expected to put the Department in a position of better ensuring the proper person is placed in the proper role.

As a reflection of the magnitude of the substance abuse problem in society the Department is enhancing its efforts in this regard. In addition to increased emphasis on program activity for this specialized area, greater resources in the detection and prevention of drug introduction to correctional facilities are being used. These added resources involve a position to coordinate a drug interdiction program through use of drug testing equipment, trained detection dogs, and coordination with community resources.



A correctional officer from Madison C.I. creates an inmate I.D. card.

The Department continues to expand the computerization of its inmate ID card system whereby each inmate is given a photo ID card with a bar code that can be electronically "read." As this becomes more universally installed, these cards will make it possible to more closely monitor daily operations in which accountability is involved. This includes special meals, canteen purchases, attendance at scheduled activities, medicine pickup, restrictions on entry to certain sections of the institution, and many other such uses.


The Department is fully committed to equal employment opportunities regardless of the gender of the employee in relation to the incarcerated. Any past practices that may have been interpreted as a hindrance in this regard are also being reviewed. Staff training is being conducted to ensure that the talents available within our staff are fully utilized and that each employee is able to contribute their full abilities to the Department's efforts.

Legal Services

Critical to the Department's preparation for the 21st Century is the rule promulgation effort currently underway to assure that all policies, procedures and practices that meet the definition of a rule under s.s. 120.51(16), F.S., are in rule form.

In 1991, the Legislature passed s.s. 120.535, F.S., which required that each agency statement defined as a rule shall be adopted by the rulemaking procedure provided by s.s. 120.54, F.S., as soon as feasible. Rulemaking is no longer a matter of agency discretion.

As the Department brings itself into compliance with s.s. 120.534, F.S. a simultaneous effort must be made to assure that staff relies upon and understands the importance of the rules. This effort will encompass all areas affecting the Department including: Community Corrections Partnership Act, Personnel, Classification, Probation and Parole Community Supervision, etc. Progress has already been made in this area, as rules regarding the Community Corrections Partnership Act have been drafted, and a review process is ongoing to create new rule chapters on all personnel issues such as discrimination and performance evaluation.



General Counsel Lou Vargas

Utilization of Staff and Financial Resources

The Department of Corrections is the third largest general revenue funded agency in state government, with an annual operating budget of almost \$1 billion. This is the equivalent of a large corporation and the Department's philosophy is to treat it as such.

With this in mind, the Department has actively pursued introducing automation, new technology, and improved management approaches wherever possible. Automation has allowed the Department to keep up with the tremendous growth of the past ten years, as well as do the job better and more efficiently. A good example is the computer assisted reception process which reduced the need for new positions and eliminated the need for a new reception center, a significant cost savings in itself.


Other areas include:

- **Negotiated Contracts for Inmate Pay Phones**

As a result of deregulation of the telephone industry, the Department has competitively bid for the provision of inmate telephones at no additional cost. By closely monitoring the performance of the phone companies, the Department was able to negotiate a contract that provides a better than previous financial return. Additionally, these contracts include the payment of commissions to the Inmate Welfare Trust Fund on collect long distance calls. This has also been accomplished in those areas not previously covered by the local exchange companies. Revenues generated are dedicated to the benefit of inmates to provide recreation facilities, chapels, part-time staff to increase hours of libraries, a drug treatment program operating in a Probation and Restitution Center, and new education services.

- **Liquid Laundry Products System**


Installation of electronic dispensers on all laundry machines with a capacity of 50 pounds or more has reduced the average cost per pound washed from 2.2 cents per pound to 1 cent



per pound. The cost of the electronic dispenser and installation was \$850 per machine. After the initial cost recovery, the Department should realize a savings in excess of \$650,000 annually.

- **Cashless Canteen**

The Department's Cashless Canteen System provides increased accountability and internal controls in the operation of inmate canteens; removes cash from the compound and its inherent problems; and eliminates staff time associated with dispersing



cash to inmates. As a result of this, the Department was able to delete 14 fiscal positions from institution business offices during the 1991-92 "rightsizing" effort.

- **Prototype Designs**


By using the same design for each prototype facility, the Department is able to minimize architectural and engineering costs and pay nominal reuse fees. Also, reuse of plans and bid packages save time associated with planning permitting and reduces development

costs by adapting a prototype plan to a specific site. Reuse of prototype plans also streamlines the process of acquiring construction materials. Additionally, having similar buildings throughout our system, aids facility familiarity for staff transferring between institutions.

- **Modifications to Master Menus - Food Product Development**

The following products have been developed jointly between the Department and Union Food Products, a subsidiary of Prison Rehabilitative Industries & Diversified Enterprises, Inc. (PRIDE), for the purpose of making the Master Menu more cost effective:

- a) Ground Beef Products with soy is \$0.19 per pound cheaper.
- b) Smoked Ham: By utilizing boneless smoked ham, the Department is now saving \$0.81 per pound compared to bone-in ham.
- c) Breakfast Sausage Pork Patty with soy is \$0.19 per pound cheaper.
- d) Pork Smoked Links: The product produced by PRIDE is \$0.20 per pound less than the former link sausage.



- e) Pork Chops: Pork chops at \$1.86 per pound have been replaced by a ground pork product called pork chopettes at \$1.13 per pound, a savings of \$0.73 per pound.
- f) Roast Beef: Boneless roast beef has been replaced by cooked boneless roast beef. The cooked product provides 100% yield; the former product provided about a 60% yield. This results in a savings of \$1.07 per pound.

- **Reductions in Overtime**

Overall Department utilization of overtime has been decreased from the FY 1990-91 level of \$9.7 million to this year's level of \$6.2 million, for an overall reduction of \$3.5 million. The most significant reduc-

tion is in major institutions, which has reduced overtime expenditures by \$2.8 million. Significant changes in roster management; establishment of a critical complement; use of flextime; careful scheduling of outside health appointments for inmates; use of a relay system to transport inmates; utilization of interactive video discs for training; etc., have contributed to this reduction.

- **Tennis Shoes and Inmate Blankets**

The Department has switched to issuing tennis shoes to inmates during the reception process instead of leather brogans, which saves \$10 per inmate. This represents thousands of dollars on an annual basis. Only those inmates who receive an outside work assignment receive leather brogans.

The Department conducted an intensive evaluation of all clothing and bedding products produced by PRIDE. Among several improvements recommended was a change in the type of blankets issued to inmates. The previous blanket was made of a wool material which separated after a few washings. The new blanket is made of cotton and also eliminates the need to purchase additional blankets to satisfy medical orders.

- **Contracts**

The Department implemented a new bid evaluation process. The Department's evaluation teams now have more flexibility in awarding contracts to the low bidders even though they may have minor irregularities in their bids. In the past, the Department sometimes had to reject the lowest bidder even when it was apparent they could provide the services and goods needed because they made a minor deviation from the bid terms that did not affect performance. Such a rigid, unrealistic approach is not required by law.

The new policy has allowed us to:

- a) Contract with a paving company at a savings of \$350,000;
- b) Award a lease to a vendor who had some irregularities, but was \$150,000 less than the next lowest bidder; and

- c) Waive an irregularity and save the state more than \$56,000 on a drug testing contract.

This is only a short list of the savings we have accomplished since implementing the new system. The savings in the past two years are over \$1 million.

- **Load Management**

The Department has implemented load management projects at three major institutions in conjunction with two electric utilities to reduce the Department's cost for electricity, and plans to expand the program to five additional institutions. In exchange for agreeing to allow the electric utility company to curtail electrical service to an institution for short durations of time during times of peak demand (no more than six hours at any one time), the utility has offered the Department a reduction in the cost of electricity at that institution. This savings is estimated to be approximately \$35,000 per year per institution.

Organizing Health Services for The 21st Century

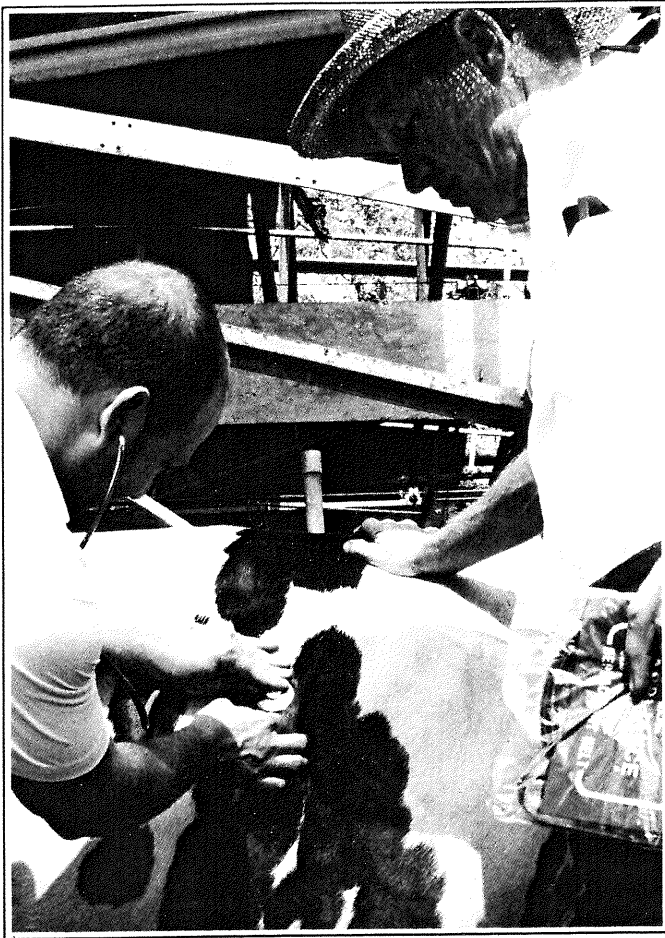
The Office of Health Services (OHS) has a 5-year Strategic Plan and planning process to guide development of budget requirements and work plans for the delivery of quality, cost effective, comprehensive health services to inmates. This plan is updated yearly to determine progress in meeting goals and objectives and to recommend changes for future years.

The Strategic Plan includes 19 goals to maintain effective health services for present and future requirements. The plan also assists in establishing the health standards to meet Department Accreditation.

The Health Care Program provided by the Department is a primary example of a staff model Health Maintenance Organization.

During 1991-1992, the Department provided health care services to 42,588 new intakes and an average yearly population of 46,540. The average length of hospital stay per 1000 population was down from 290.6 days in FY 90-91 to 270.54 days in FY 91-92.

The Department's Health Program has achieved most of the advantages of "Managed Health Care" through direct contracting for services of hospitals with per diem rates and statewide contracts for specialty services such as laboratory tests and electrocardiograms. Typical cost savings include the Department per diem rate with selected hospitals as compared to the Florida average daily hospital rate and comparative costs for several procedures.



Through skills gained in PRIDE's inmate training program, this former inmate (left) was able to gain employment as a night co-manager of the dairy herd at Hidden Hammock Farms in Central Florida.

PRIDE: Public/Private Partnership At Work Building Futures

PRIDE (Prison Rehabilitative Industries & Diversified Enterprises, Inc.) was chartered by the Florida Legislature in 1981 as a non-profit corporation to self-fund and manage the state prison industries in partnership with the Governor, the Legislature, the Department of Corrections, public agencies and private industry as well as business, civic and social organizations.

PRIDE provides approximately 2,400 work stations located within 21 correctional institutions. As PRIDE's major partner, the Department of Corrections supplies and screens qualified inmates who apply at the 55 PRIDE industries (including five administrative support groups) established in 21 correctional institutions. The Department provides orientation sessions for new members of PRIDE's civilian staff and offers assistance as PRIDE continues to expand the TIES (Training, Industry, Education, Support) program. This teamwork results in stronger linkages between education and on-the-job training, increasing the potential for successful post release job placement.

Other partners who support PRIDE's efforts to achieve its objectives for on-the-job training, education and job placement are the Department of Labor Florida Job Service, Department of Education, the University of Florida and the Correctional Education School Authority, as well as other accredited schools and agencies.

Through this vital public/private partnership, inmates work and train in the production of several thousand product items such as furniture, printing, agriculture, textile and garment, general manufacturing such as food processing and services such as computer aided drafting. Inmates have a chance to learn marketable job skills that bring a sense of self-worth and monetary reward, in addition to providing contributions to victim restitution, court ordered fees and incarceration costs.

The foresight of this network of cooperation and concern can build a future not only for PRIDE inmate workers but also for the State of Florida.

Honored Employees



Employee of the Year

Chaplain Eldon Cornett of Union C.I. started his Department of Corrections career as a teacher at DeSoto C.I. in 1975. Chaplain Cornett's duties run the gamut from performing marriages to presiding at funerals for deceased inmates. In addition to ministering to 1,400 inmates at Union C.I., he has coordinated the National Prison Invasion Program for the state; helped organize and now directs the statewide "Walk with a Brother" program; and has gained a national reputation for his innovative leadership of Union C.I.'s Volunteer Program. He is currently directing a film on volunteer orientation to be used statewide, and created the Kairos prison ministry program that involves hundreds of community volunteers resulting in worldwide recognition. All of this has been accomplished with a staff of three.

Chaplain Cornett is a public servant who takes the term literally -- one whose mission and obligation is to serve his public -- inmates, staff, and community alike.



Correctional Probation Officer of the Year

Priscilla A. Carter, a 12-year veteran of the Department of Corrections, is a Correctional Probation Supervisor III in the Orlando Circuit Office. As such, she supervises the largest satellite office in the 9th Circuit.

Her supervisors and peers nominated her with the following accolades:

She is known to be fair, honest, patient and understanding, with a strong work ethic and commitment to DC. She exemplifies the characteristics of a good supervisor and believes that you lead by example. She has improved the overall productivity of the office, thereby improving morale and working conditions for all employees for whom she is responsible. In addition to her professional responsibilities, Carter is an active church member, Brownie scout troop leader, and active with the Masonic Lodge. Whether measured by loyalty, work accomplished, enthusiasm for the job, or ability to supervise others, her contribution is unsurpassed in Region III.



Correctional Officer of the Year

Gordon D. Faulkner of Sumter C.I. was an Air Traffic Controller for most of his 22-year Army career before joining the Department of Corrections in 1975. He has worked for the Department for 16 years, including every shift, dormitories, towers, yard, confinement, control room, visiting park and administrative.

During the time he worked in the control room, he helped to reorganize many facets of the control room to make it a more efficient operation. He has been assigned as the headquarters security officer since 1985. In that capacity, he has been instrumental in re-writing post orders, institutional operating procedures, and emergency plans; organizing the position into a systematic, highly technical computerized operation.

He is active in March of Dimes, his church, the American Legion, VFW, Fraternal Order of the Eagles, and International Order of Odd Fellows. He is known far and wide for his special benefit Sock Hops and his leadership as Sumter C.I.'s Employee's Club President.



Central Office Employee of the Year

John C. Becker, Assistant Administrator in Work Release, was selected Central Office Employee of the Year. He has been with the Department for 12 years, starting as a Correctional Officer at Zephyrhills C.I. in 1978.

In 1992, Mr. Becker assisted in taking over the responsibility of placing inmates into Reality House. Within a period of two weeks, Becker had Reality House at 100% capacity with a waiting list of over 20 inmates. Also in 1992, Mr. Becker's office took over the responsibility of placement into and out of the Community Tier III Substance Abuse Program. Because of his hard work and administrative abilities, more inmates are receiving substance abuse treatment now than ever before in the history of the substance abuse program. Also, Becker has been greatly involved in developing the Community Work Release Goal System, Permanent Party Placement System, and reducing the escape rate from the work release program.



CESA Volunteer of the Year

Edna M. Wagner, Vista Coordinator, has been selected as Correctional Education School Authority (CESA) Volunteer of the Year.

Ms. Wagner created the Citizen Volunteer Tutoring program at Hillsborough C.I. in 1989, and it has become an integral part of that institution's overall education program. The program provides citizen volunteer tutors who are recruited from the local communities and inmate tutors who are trained to help other inmates. This program fulfills a need that cannot be met by our conventional structured classrooms. Due to budget constraints, this program provided a service which cannot be funded through CESA.

Through speaking to local social clubs and churches, Ms. Wagner has recruited many former teachers and other professional people who have volunteered their expertise. She schedules meetings between the inmates and the tutors, and has been very successful at preparing the tutors to operate safely and effectively in a prison environment. To top it off, she has managed to maintain a high level of morale and enthusiasm among the tutors and inmates, which is a constant challenge.

Under Ms. Wagner's leadership, the citizen volunteer tutors have taught students who are dyslexic and felt they could not learn. Some who were unable to read at all or who were reading at a fifth grade level are preparing for the GED exam.



Department Volunteer of the Year

Hazel Richmond, a volunteer at Lake C.I. since 1988, was chosen 1992 Volunteer of the Year for the Department of Corrections.

Ms. Richmond has been instrumental in overseeing the institution's extensive library tutoring program. She has maintained this nearly full time for four years and is considered staff by the education personnel there. Her assistance includes providing training and administrative leadership for numerous community volunteers.

Ms. Richmond is well known and admired for her innovative and "will do" attitude. Currently, for instance, she is pursuing resources and instructors for art classes as well as being continually responsive to the training needs at Lake C.I. She exhibits acceptance of operating procedures and requires this of the tutors that she recruits. For certain, she is consistent in her commitment.

According to Superintendent Don Dean, Lake C.I. would not have a literacy program without the efforts of Ms. Richmond. "She brings to our volunteer program depth, a quality responsive to genuine need, community support and a high degree of professionalism," he said.

Correctional Statistics

In the pages that follow, statistical information is provided on offenders in the custody of, or supervised by, the Florida Department of Corrections. This information is organized into two sections: Inmate Statistics and Statistics on Offenders Under Community Supervision. Each section is then divided into three distinct populations: admissions during fiscal year 1991-92, the status population as of June 30, 1992, and releases during FY 1991-92.

The statistics reflect salient features of offenders, in particular, their demographic characteristics as well as aspects of their personal and criminal histories. It should also be noted that some data are the result of self-reporting and are subject to validity problems.

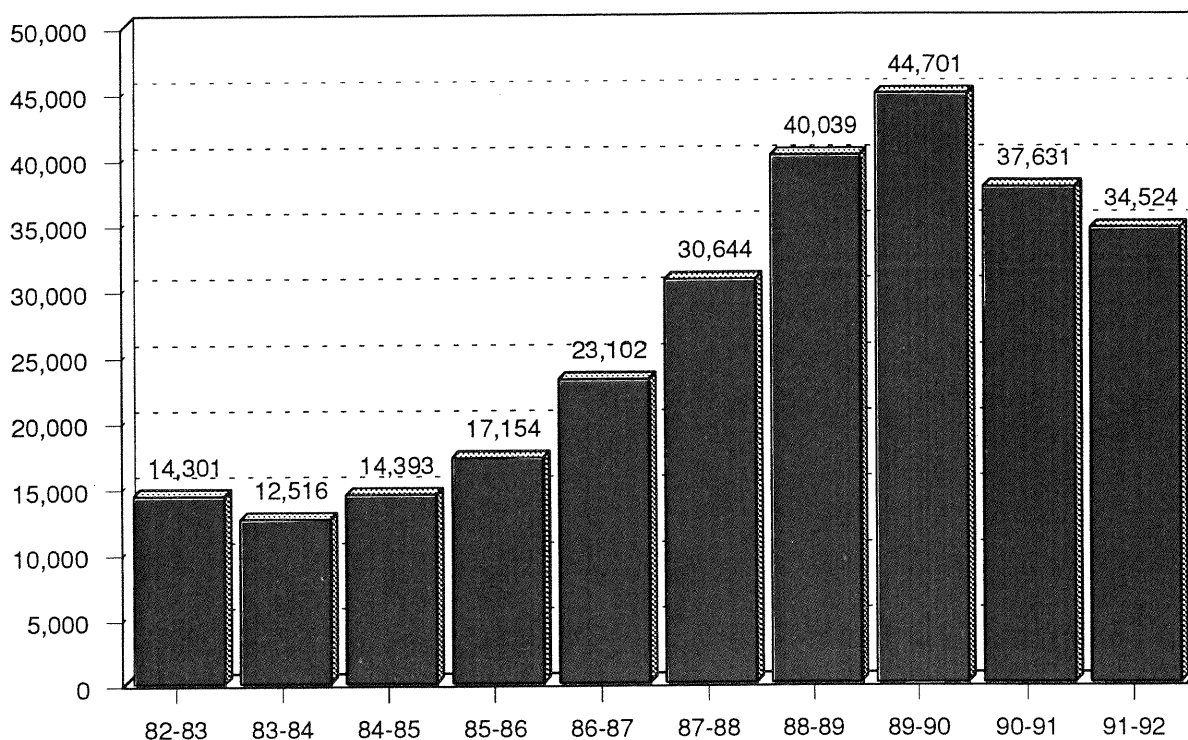
Statistical information from previous reports is available upon request from the Bureau of Planning, Research & Statistics, 2601 Blair Stone Road, Tallahassee, Florida 32399-2500; telephone (904) 488-8430 (SunCom 278-8430).

This annual report departs from previous reports in the way in which it deals with missing data. In past reports, missing data were proportionately redistributed in the tables, making estimates of some of the reported numbers. This report documents the unavailable data while computing percentages on the valid cases only.

Inmate Admissions

This section details the characteristics of inmates sentenced to Florida's prisons during FY 1991-92 (July 1, 1991 to June 30, 1992). The final annual admissions count of 34,524 is based on accumulated monthly figures generated at the end of the month. The total admissions of 33,982 used for statistical analysis in this section are based on data generated at the end of the fiscal year. The difference in these two figures reflects the constant updating and verifying of the inmate data base. The chart below reflects the dramatic increase in prison admissions over the past decade and the fact that there has been a decline over the past year.

INMATE ADMISSIONS (FY 1982-83 TO FY 1991-92)



PRISON ADMISSIONS/INTAKES

(FISCAL YEAR 1991-92)

	07/91	08/91	09/91	10/91	11/91	12/91	01/92	02/92	03/92	04/92	05/92	06/92	TOTAL
ADMISSIONS*													
New Court Commitment	2,653	2,731	2,570	2,977	2,436	2,483	2,652	2,600	2,823	2,743	2,558	2,699	31,925
Control Release	46	47	51	100	97	96	102	106	142	144	119	230	1,280
Provisional Release	15	12	10	13	8	12	3	10	7	7	5	8	110
Conditional Release	3	4	3	4	8	10	5	9	8	14	14	10	92
Parole Violation	3	3	1	2	2	4	5	5	2	4	2	3	36
Supervised Community Release	2	0	0	0	0	0	1	0	1	1	1	0	6
Interstate Compact	1	1	0	0	1	0	2	1	1	1	0	2	10
Escapee Returned	2	11	7	9	5	2	6	4	6	6	5	6	69
Return From Court	76	98	59	94	75	66	76	82	106	96	84	84	996
ADMISSION SUB-TOTAL	2,801	2,907	2,701	3,199	2,632	2,673	2,852	2,817	3,096	3,016	2,788	3,042	34,524
INTAKES*													
Control Release-Technical	75	108	96	124	112	139	148	166	173	204	195	146	1,686
Provisional Release-Technical	38	49	29	46	20	18	22	18	8	16	6	6	276
Conditional Release-Technical	7	8	16	10	7	11	14	14	10	22	15	22	156
Parole Violation-Technical	21	12	15	12	11	12	11	6	22	11	6	8	147
Supervised Comm Release- Technical	2	2	0	1	1	1	0	3	0	2	3	1	16
Interstate Compact Return	1	0	4	0	2	5	2	0	0	2	1	3	20
Escapee Return	28	33	28	22	18	26	11	10	17	6	22	10	231
Other Returns	456	439	457	500	484	432	426	483	527	480	430	424	5,538
INTAKE SUB-TOTAL	628	651	645	715	655	644	634	700	757	743	678	620	8,070
TOTAL ADMISSION/INTAKE	3,429	3,558	3,346	3,914	3,287	3,317	3,486	3,517	3,853	3,759	3,466	3,662	42,594

*Admissions includes all prison commitment types which involve a new sentence by the court. Intakes are all commitments in which a new sentence did not occur.

COUNTY OF COMMITMENT
(INMATE ADMISSIONS FOR FY 1991-92)

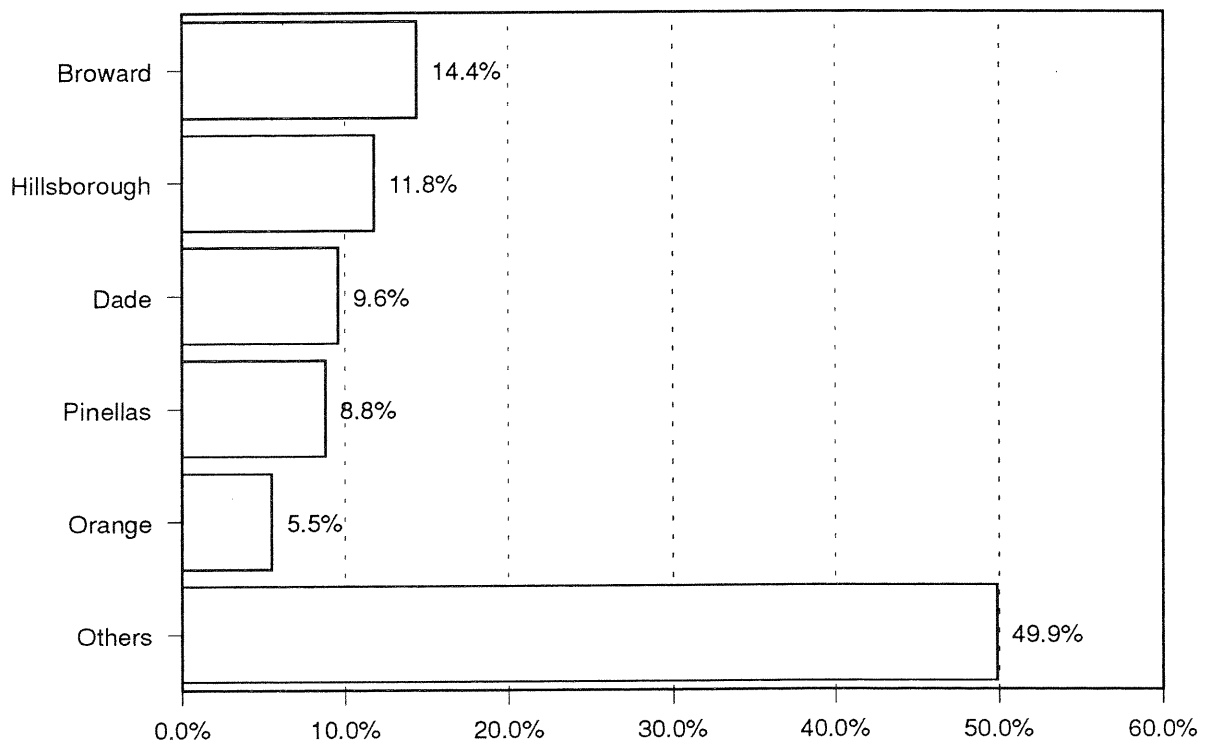
COUNTY	WHITE MALES	WHITE FEMALES	BLACK MALES	BLACK FEMALES	OTHER MALES	TOTAL	PERCENT
Alachua	110	8	355	42	3	518	1.5
Baker	9	1	4	0	0	14	0.0
Bay	250	27	191	32	8	508	1.5
Bradford	23	1	25	2	0	51	0.2
Brevard	356	36	400	58	6	856	2.5
Broward	1,556	221	2,726	355	33	4,891	14.4
Calhoun	8	0	6	2	0	16	0.0
Charlotte	70	3	29	0	3	105	0.3
Citrus	87	2	18	1	1	109	0.3
Clay	84	3	100	7	3	197	0.6
Collier	228	14	107	13	4	366	1.1
Columbia	104	13	117	19	3	256	0.8
Dade	1,076	50	2,020	84	50	3,276	9.6
DeSoto	42	0	62	11	5	120	0.4
Dixie	20	1	20	2	0	43	0.1
Duval	363	38	1,007	72	16	1,496	4.4
Escambia	276	30	496	58	5	865	2.5
Flagler	22	0	29	1	2	54	0.2
Franklin	11	0	10	0	0	21	0.1
Gadsden	20	3	187	7	1	218	0.6
Gilchrist	11	0	1	0	0	12	0.0
Glades	3	0	5	0	1	9	0.0
Gulf	12	1	24	5	0	42	0.1
Hamilton	20	0	25	3	0	48	0.1
Hardee	38	2	35	4	9	88	0.3
Hendry	14	0	17	2	1	34	0.1
Hemando	118	12	56	7	2	195	0.6
Highlands	69	10	75	13	0	167	0.5
Hillsborough	1,325	155	2,036	303	192	4,011	11.8
Holmes	11	0	3	0	0	14	0.0
Indian River	85	9	125	8	2	229	0.7
Jackson	43	3	92	3	0	141	0.4
Jefferson	7	0	44	2	0	53	0.2
Lafayette	8	1	1	0	0	10	0.0

COUNTY OF COMMITMENT
(INMATE ADMISSIONS FOR FY 1991-92)

COUNTY	WHITE MALES	WHITE FEMALES	BLACK MALES	BLACK FEMALES	OTHER MALES	TOTAL	PERCENT
Lake	144	8	162	21	2	337	1.0
Lee	192	14	170	18	12	406	1.2
Leon	95	10	319	26	2	452	1.3
Levy	10	2	31	0	0	43	0.1
Liberty	7	0	1	0	0	8	0.0
Madison	10	0	72	1	1	84	0.2
Manatee	117	5	154	10	1	287	0.8
Marion	163	16	223	21	1	424	1.2
Martin	92	4	129	12	5	242	0.7
Monroe	218	22	123	16	11	390	1.1
Nassau	30	4	32	6	0	72	0.2
Okaloosa	94	11	149	13	3	270	0.8
Okeechobee	38	1	17	1	2	59	0.2
Orange	603	48	1,082	89	32	1,854	5.5
Osceola	64	7	52	3	4	130	0.4
Palm Beach	351	34	762	44	15	1,206	3.5
Pasco	417	39	77	16	13	562	1.7
Pinellas	1,235	128	1,364	236	11	2,974	8.8
Polk	772	125	777	125	17	1,816	5.3
Putnam	60	4	120	8	2	194	0.6
St. Johns	103	7	90	5	2	207	0.6
St. Lucie	139	17	294	26	3	479	1.4
Santa Rosa	62	1	19	1	0	83	0.2
Sarasota	134	15	133	19	4	305	0.9
Seminole	220	13	325	32	4	594	1.7
Sumter	21	5	58	6	4	94	0.3
Suwanee	37	1	66	8	1	113	0.3
Taylor	30	3	66	11	0	110	0.3
Union	2	0	8	2	0	12	0.0
Volusia	450	51	472	47	7	1,027	3.0
Wakulla	9	0	10	0	0	19	0.1
Walton	13	0	6	1	0	20	0.1
Washington	21	6	28	3	0	58	0.2
Other States	13	0	3	0	2	18	0.1
TOTAL	12,441	1,245	17,842	1,943	511	33,982	100.0

MAJOR CONTRIBUTING COUNTIES

(INMATE ADMISSIONS FOR FY 1991-92)



Profiles

of Incarcerated Offenders Admitted During FY 1991-92

The Typical Male Offender	The Typical Female Offender
• Percent of All Admissions (90.6%)	• Percent of All Admissions (9.4%)
• Is Black (57.9%)	• Is Black (60.9%)
• Is 29 or Younger (57.0%)	• Is 29 or Younger (49.8%)
• Was Convicted of:	• Was Convicted of:
Sale/Manufacture of Drugs (16.8%)	Sale/Manufacture of Drugs (18.7%)
Possession of Drugs (11.0%)	Possession of Drugs (24.5%)
Burglary of a Structure (8.5%)	Grand Theft (8.2%)
• Has a Prison Sentence of:	• Has a Prison Sentence of:
3 Years or Less (46.7%)	3 Years or Less (65.9%)
• Was Convicted In:	• Was Convicted In:
Broward County (14.0%)	Broward County (18.1%)
Hillsborough County (11.5%)	Hillsborough County (14.4%)
Dade County (10.2%)	Pinellas County (11.4%)

The Typical New Admission	
• Is Male (90.6%)	
• Is Black (58.2%)	
• Is 29 or Younger (56.3%)	
• Was Convicted of:	
Sale/Manufacture of Drugs (17.0%)	
Possession of Drugs (12.3%)	
Burglary of a Structure (7.8%)	
• Has a Prison Sentence of:	
3 Years or Less (48.5%)	
• Was Convicted In:	
Broward County (14.4%)	
Hillsborough County (11.8%)	
Dade County (9.6%)	

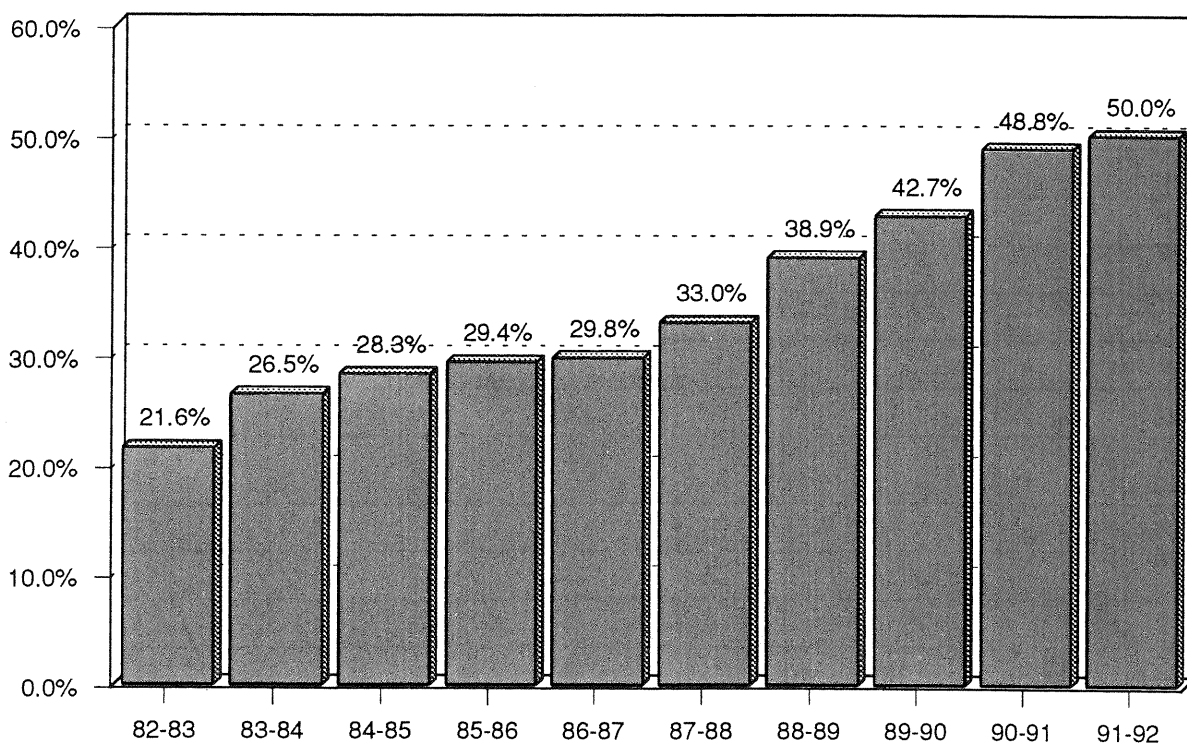
The Typical Drug Offender	The Typical Habitual Offender
• Percent of All Admissions (32.2%)	• Percent of All Admissions (7.8%)
• Is Black (74.9%)	• Is Black (72.3%)
• Is 29 or Younger (50.4%)	• Is 29 or Younger (48.3%)
• Was Convicted of:	• Was Convicted of:
Sale/Manufacture of Drugs (52.8%)	Sale/Manufacture of Drugs (20.9%)
Possession of Drugs (38.3%)	Burglary of Dwelling (13.4%)
Trafficking in Drugs (9.0%)	Burglary of Structure (10.0%)
• Has a Prison Sentence of:	• Has a Prison Sentence of:
3 Years or Less (59.8%)	8 Years or Less (51.9%)
• Was Convicted In:	• Was Convicted In:
Broward County (19.8%)	Duval County (11.9%)
Hillsborough County (12.7%)	Hillsborough County (10.9%)
Dade County (9.2%)	Palm Beach County (9.1%)

PRIOR COMMITMENTS TO THE FLORIDA DEPARTMENT OF CORRECTIONS

(INMATE ADMISSIONS FOR FY 1991-92)

CATEGORY	WHITE MALES	WHITE FEMALES	BLACK MALES	BLACK FEMALES	OTHER MALES	TOTAL	PERCENT	CUMULATIVE PERCENT
None	7,466	868	7,223	1,082	353	16,992	50.0	50.0
1	2,728	248	4,584	474	84	8,118	23.9	73.9
2	1,286	88	2,953	257	45	4,629	13.6	87.5
3	572	32	1,748	89	18	2,459	7.2	94.7
4	249	7	830	27	8	1,121	3.3	98.0
5	92	1	324	12	2	431	1.3	99.3
6	28	1	116	2	1	148	0.4	99.7
7	13	0	40	0	0	53	0.2	99.9
8	7	0	17	0	0	24	0.1	100.0
9+	0	0	7	0	0	7	0.0	100.0
TOTAL	12,441	1,245	17,842	1,943	511	33,982	100.0	100.0

PERCENT OF INMATES ADMITTED WITH PRIOR COMMITMENTS TO FLORIDA'S PRISON SYSTEM (FY 1982-83 TO FY 1991-92)



PRIMARY OFFENSES
(INMATE ADMISSIONS FOR FY 1991-92)

CATEGORY	WHITE MALES	WHITE FEMALES	BLACK MALES	BLACK FEMALES	OTHER MALES	TOTAL	PERCENT
MURDER, MANSLAUGHTER							
Capital Murder	177	10	219	11	9	426	1.2
2nd Degree Murder	227	21	304	26	15	593	1.7
3rd Degree Murder	6	2	21	0	0	29	0.1
Other Murder Offenses	15	2	9	0	1	27	0.1
Manslaughter	67	12	99	17	4	199	0.6
DUI Manslaughter	72	13	12	1	3	101	0.3
Sub-Total	564	60	664	55	32	1,375	4.0
SEXUAL OFFENSES							
Capital Sexual Battery	254	1	81	1	10	347	1.0
Life Sexual Battery	79	0	78	0	3	160	0.5
1st Degree Sexual Battery	204	2	125	0	2	333	1.0
Other Sexual Battery Offenses	14	1	4	0	0	19	0.0
Lewd, Lascivious Behavior	377	3	134	2	15	531	1.6
Sub-Total	928	7	422	3	30	1,390	4.1
ROBBERY							
Robbery with Weapon	412	16	1,095	39	23	1,585	4.6
Robbery without Weapon	485	21	934	63	16	1,519	4.5
Sub-Total	897	37	2,029	102	39	3,104	9.1
VIOLENT PERSONAL OFFENSES							
Aggravated Assault	201	7	241	33	9	491	1.4
Aggravated Battery	411	20	599	92	23	1,145	3.4
Assault and Battery	231	35	267	31	9	573	1.7
Other Battery Offenses	19	0	30	4	2	55	0.2
Resisting Arrest with Violence	133	12	141	11	4	301	0.9
Kidnapping	164	4	137	0	3	308	0.9
Arson	46	3	33	8	1	91	0.3
Abuse of Children	25	4	19	5	0	53	0.2
Other Violent Offenses	12	0	13	0	1	26	0.1
Sub-Total	1,242	85	1,480	184	52	3,043	9.0
BURGLARY							
Burglary of Structure	1,238	19	1,339	18	45	2,659	7.8
Burglary of Dwelling	1,259	77	1,031	76	52	2,495	7.4
Armed Burglary	306	9	238	7	21	581	1.7
Burglary with Assault	113	1	176	3	8	301	0.9
Other Burglary Offenses	52	5	48	7	1	113	0.3
Sub-Total	2,968	111	2,832	111	127	6,149	18.1

PRIMARY OFFENSES
(INMATE ADMISSIONS FOR FY 1991-92)

CATEGORY	WHITE MALES	WHITE FEMALES	BLACK MALES	BLACK FEMALES	OTHER MALES	TOTAL	PERCENT
THEFT, FORGERY, FRAUD							
Grand Theft	777	116	524	144	24	1,585	4.7
Grand Theft, Automobile	673	39	582	22	22	1,338	3.9
Petit Theft, 3rd Conviction	45	11	135	70	0	261	0.8
Stolen Property	666	55	352	27	17	1,117	3.3
Forgery, Uttering and Counterfeiting	275	77	250	94	3	699	2.0
Worthless Checks	111	32	42	23	5	213	0.6
Fraudulent Practices	106	27	283	45	5	466	1.4
Sub-Total	2,653	357	2,168	425	76	5,679	16.7
DRUGS							
Sale or Purchase	865	152	4,248	443	52	5,760	16.9
Trafficking	472	53	362	58	34	979	2.9
Possession	783	301	2,580	481	30	4,175	12.3
Sub-Total	2,120	506	7,190	982	116	10,914	32.1
WEAPONS, ESCAPE							
Escape	187	16	165	18	3	389	1.1
Carry Concealed Firearm	64	6	114	10	6	200	0.6
Possess Firearm or Any Weapon	190	6	399	11	6	612	1.8
Shoot Into Dwelling or Vehicle	48	0	98	3	5	154	0.5
Other Weapons Offenses	42	0	45	1	4	92	0.3
Sub-Total	531	28	821	43	24	1,447	4.3
OTHER OFFENSES							
Failure to Stop After Accident	62	3	12	2	3	82	0.2
DUI, 4th Conviction	145	8	10	0	0	163	0.5
Cause Injury While DUI	40	5	2	0	1	48	0.1
Racketeering	41	6	4	2	0	53	0.2
Criminal Procedure Violations	76	11	66	8	3	164	0.5
Arson, Other	56	4	27	6	4	97	0.3
Kidnapping, Custody Offenses	6	0	0	0	0	6	0.0
Traffic Offenses, Other	4	0	0	0	0	4	0.0
Criminal Solicitation of Child	0	0	3	0	0	3	0.0
Stores Hazardous Wastes	0	0	2	0	0	2	0.0
Other Offenses	108	17	110	20	4	259	0.8
Sub-Total	538	54	236	38	15	881	2.6
TOTAL	12,441	1,245	17,842	1,943	511	33,982	100.0

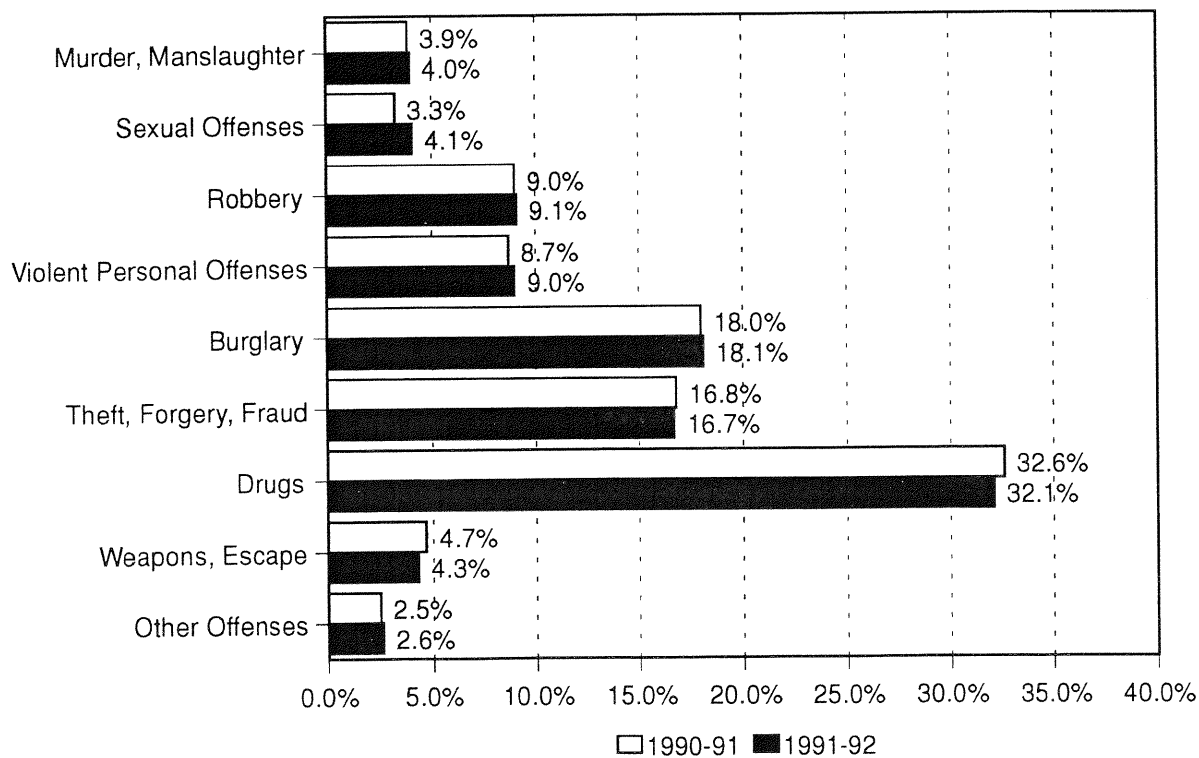
CLASS OF FELONY OF PRIMARY OFFENSE

(INMATE ADMISSIONS FOR FY 1991-92)

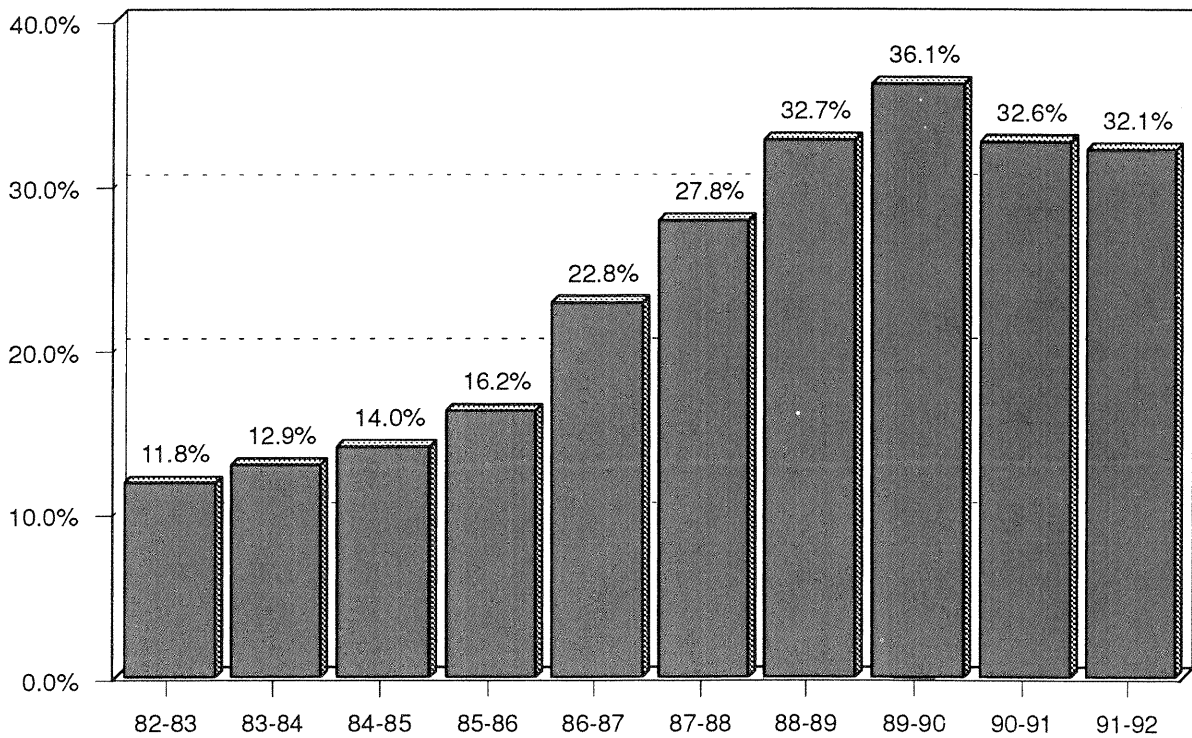
CATEGORY	WHITE MALES	WHITE FEMALES	BLACK MALES	BLACK FEMALES	OTHER MALES	TOTAL	PERCENT	CUMULATIVE PERCENT
Capital	128	3	83	6	6	226	0.7	0.7
Life Felony	379	9	572	15	24	999	2.9	3.6
First Degree	2,038	134	2,573	177	105	5,027	14.8	18.4
Second Degree	4,665	389	8,004	711	201	13,970	41.2	59.6
Third Degree	5,133	699	6,483	1,015	170	13,500	39.9	99.5
Misdemeanor	56	8	81	16	2	163	0.5	100.0
Data Unavailable	42	3	46	3	3	97		
TOTAL	12,441	1,245	17,842	1,943	511	33,982	100.0	

SENTENCING GUIDELINES CATEGORIES BY PERCENT OF TOTAL

FOR ADMISSIONS FY 1990-91 AND 1991-92

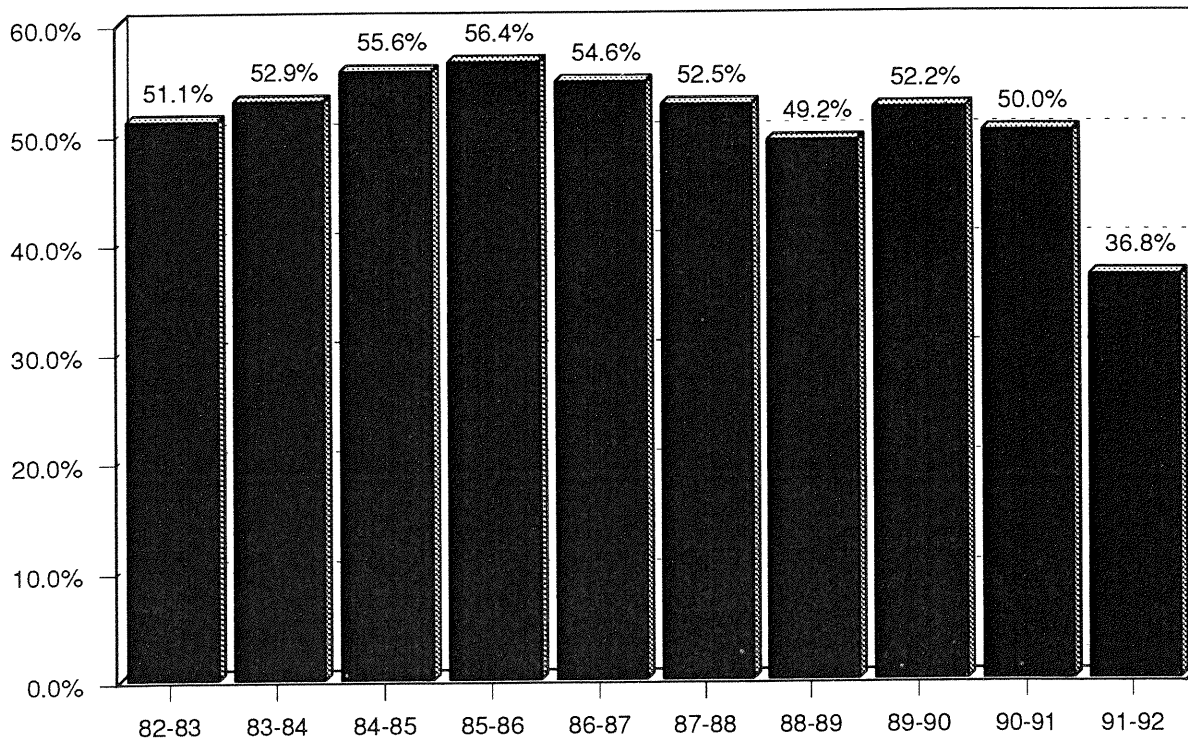


DRUG ADMISSIONS AS A PERCENT OF TOTAL ADMISSIONS FY 1982-83 TO 1991-92



ADMITTED USE OF ILLEGAL DRUGS BY INMATES COMMITTED TO THE PRISON SYSTEM

FY 1982-83 TO 1991-92



SENTENCE LENGTH OF CURRENT COMMITMENT
(INMATE ADMISSIONS FOR FY 1991-92)

CATEGORY	WHITE MALES	WHITE FEMALES	BLACK MALES	BLACK FEMALES	OTHER MALES	TOTAL	PERCENT	CUMULATIVE PERCENT
1 Year or less	533	78	866	119	20	1,616	4.7	4.8
GT 1 LE 2 Yrs*	2,466	396	3,275	623	86	6,846	20.1	24.9
GT 2 LE 3 Yrs	2,861	351	4,164	533	121	8,030	23.6	48.5
GT 3 LE 4 Yrs	1,605	129	2,506	222	80	4,542	13.4	61.9
GT 4 LE 5 Yrs	1,674	132	2,305	208	62	4,381	12.9	74.8
GT 5 LE 6 Yrs	537	29	861	53	28	1,508	4.4	79.2
GT 6 LE 7 Yrs	478	20	782	45	21	1,346	4.0	83.2
GT 7 LE 8 Yrs	182	11	276	20	8	497	1.5	84.7
GT 8 LE 9 Yrs	273	10	393	20	11	707	2.1	86.7
GT 9 LE 10 Yrs	373	23	528	30	13	967	2.8	89.6
GT 10 LE 12 Yrs	253	11	388	14	14	680	2.0	91.6
GT 12 LE 15 Yrs	356	19	419	26	17	837	2.5	94.0
GT 15 LE 24 Yrs	261	12	320	7	8	608	1.8	95.8
GT 24 LE 30 Yrs	248	15	330	12	10	615	1.8	97.6
GT 30 LE 40 Yrs	67	2	89	2	2	162	0.5	98.1
GT 40 LE 50 Yrs	11	0	17	0	0	28	0.1	98.2
Over 50 Years	33	2	57	2	1	95	0.3	98.5
Life	208	4	253	6	8	479	1.4	99.9
Death	22	1	13	1	1	38	0.1	100.0
TOTAL	12,441	1,245	17,842	1,943	511	33,982	100.0	
AVERAGE	7.2	4.2	6.7	3.9	7.0	6.6		
MEDIAN	3.5	2.5	3.5	2.5	3.5	3.5		

*Greater than but less than or equal to

LENGTH OF RESIDENCE IN FLORIDA

(INMATE ADMISSIONS FOR FY 1991-92)

CATEGORY	WHITE MALES	WHITE FEMALES	BLACK MALES	BLACK FEMALES	OTHER MALES	TOTAL	PERCENT	CUMULATIVE PERCENT
1 Year or Less	342	25	150	8	16	541	2.1	2.1
1 Year - 5 Yrs.	1,076	113	552	67	107	1,915	7.5	9.6
5 Yrs. - 10 Yrs.	1,242	145	625	79	77	2,168	8.5	18.1
10 Yrs. - 20 Yrs.	2,768	243	3,260	192	140	6,603	25.9	44.0
20 Yrs. - 40 Yrs.	3,442	459	8,668	1,229	57	13,855	54.3	98.3
Over 40 Years	139	15	250	15	0	419	1.7	100.0
Data Unavailable	3,432	245	4,337	353	114	8,481		
TOTAL	12,441	1,245	17,842	1,943	511	33,982	100.0	

AGE AT ADMISSION

(INMATE ADMISSIONS FOR FY 1991-92)

CATEGORY	WHITE MALES	WHITE FEMALES	BLACK MALES	BLACK FEMALES	OTHER MALES	TOTAL	PERCENT	CUMULATIVE PERCENT
16 & Below	65	2	273	3	3	346	1.0	1.0
17	221	5	440	7	15	688	2.0	3.0
18	401	11	678	19	19	1,128	3.3	6.3
19	505	17	825	28	24	1,399	4.1	10.4
20	612	31	859	42	36	1,580	4.7	15.1
21	626	43	873	55	23	1,620	4.8	19.9
22	583	56	803	68	21	1,531	4.5	24.4
23	539	46	869	88	24	1,566	4.6	29.0
24	507	60	835	81	20	1,503	4.4	33.4
25 to 29	2,689	333	4,065	593	104	7,784	22.9	56.3
30 to 34	2,310	301	3,406	526	92	6,635	19.5	75.8
35 to 39	1,581	181	2,223	294	57	4,336	12.8	88.6
40 to 44	815	85	1,001	101	33	2,035	6.0	94.6
45 to 49	495	48	389	27	18	977	2.9	97.5
50 to 54	244	15	175	9	12	455	1.3	98.8
55 to 59	121	5	64	1	6	197	0.6	99.4
60 to 64	68	4	34	1	3	110	0.3	99.7
65 to 69	39	1	19	0	1	60	0.2	99.9
70 and Over	20	1	11	0	0	32	0.1	100.0
TOTAL	12,441	1,245	17,842	1,943	511	33,982		
AVERAGE	30.0	30.8	28.6	29.9	29.5	29.3		
MEDIAN	29.0	30.0	28.0	29.0	28.0	28.0		

EDUCATION CLAIMED
(INMATE ADMISSIONS FOR FY 1991-92)

CATEGORY	WHITE MALES	WHITE FEMALES	BLACK MALES	BLACK FEMALES	OTHER MALES	TOTAL	PERCENT
Elementary	158	4	171	9	25	367	1.4
Middle School	1,579	148	1,193	149	96	3,165	12.3
Ninth Grade	1,387	134	1,753	231	69	3,574	13.9
Tenth Grade	1,479	181	2,740	329	64	4,793	18.7
Eleventh Grade	1,077	316	3,170	644	55	5,262	20.5
Twelfth Grade	2,381	158	3,509	174	67	6,289	24.5
College 1 - 2	796	39	764	31	16	1,646	6.4
College 3 - 4	263	21	208	15	11	518	2.0
Post Graduate	51	1	22	2	3	79	0.3
Data Unavailable	3,270	243	4,312	359	105	8,289	
TOTAL	12,441	1,245	17,842	1,943	511	33,982	100.0
AVERAGE	8.3	10.0	8.5	9.5	9.2	8.6	
MEDIAN	9.0	10.0	10.0	10.0	9.0	10.0	

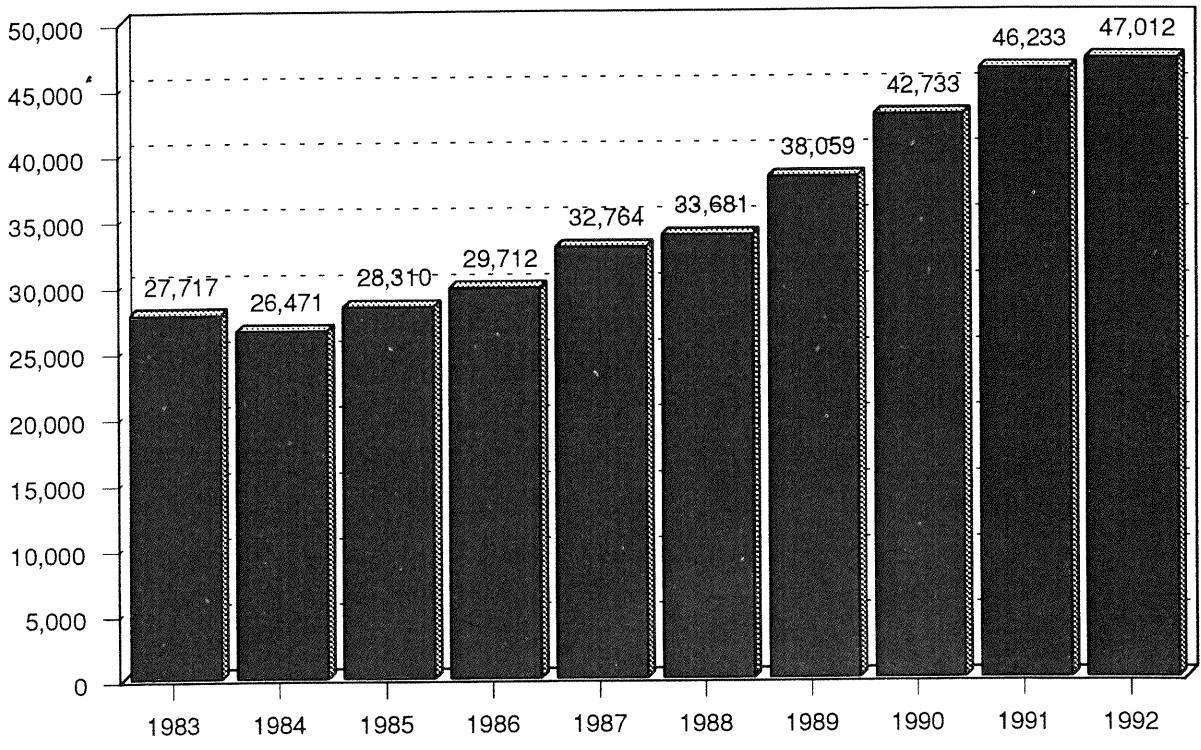
USE OF ALCOHOL AND/OR NARCOTICS
(INMATE ADMISSIONS FOR FY 1991-92)

CATEGORY	WHITE MALES	WHITE FEMALES	BLACK MALES	BLACK FEMALES	OTHER MALES	TOTAL	PERCENT	CUMULATIVE PERCENT
Neither	5,021	424	7,641	664	213	13,963	41.5	41.5
Light Alcohol	1,835	24	2,873	22	110	4,864	14.5	56.0
Heavy Alcohol	1,429	52	845	50	42	2,418	7.2	63.2
Light Narcotics	352	215	656	315	9	1,547	4.6	67.8
Heavy Narcotics	706	350	1,323	609	34	3,022	9.0	76.8
Light Alcohol/ Light Narcotics	842	56	1,371	98	36	2,403	7.1	83.9
Light Alcohol/ Heavy Narcotics	614	57	1,282	97	11	2,061	6.1	90.0
Heavy Alcohol/ Light Narcotics	312	6	246	7	7	578	1.7	91.7
Heavy Alcohol/ Heavy Narcotics	1,205	59	1,398	73	40	2,775	8.3	100.0
Data Unavailable	125	2	207	8	9	351		
TOTAL	12,441	1,245	17,842	1,943	511	33,982	100.0	

Inmate Status Population

This section details the makeup of Florida's prison population on June 30, 1992. The number of inmates incarcerated has increased from 27,717 in 1983 to 47,012 in 1992, a 70% increase.

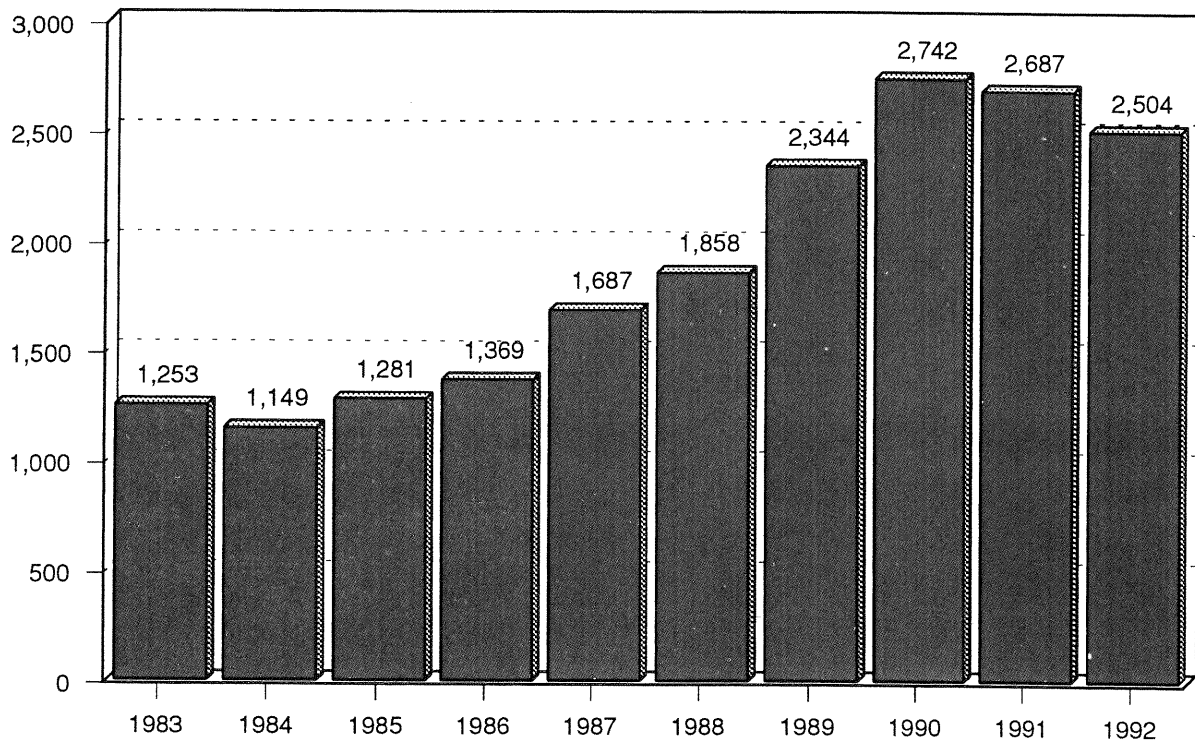
INMATE POPULATION ON JUNE 30, 1983-1992



INMATE POPULATION AS OF JUNE 30th OF EACH YEAR

	1982	1983	1984	1985	1986	1987	1988	1989	1990	1991	1992
Gender Breakdown											
Males	25,055	26,464	25,322	27,029	28,343	31,077	31,823	35,715	39,991	43,546	44,508
Females	1,106	1,253	1,149	1,281	1,369	1,687	1,858	2,344	2,742	2,687	2,504
Race Breakdown											
Whites	13,415	14,169	13,501	14,292	14,199	14,797	15,002	16,549	17,757	18,673	18,426
Blacks	12,695	13,497	12,912	13,890	14,818	16,967	17,910	20,839	24,172	26,737	27,340
Other	51	51	58	128	695	1,000	769	671	804	741	830
Data Unavailable										82	416
Race/Males Breakdown											
White Males	12,942	13,614	12,989	13,723	13,622	14,063	14,202	15,549	16,595	17,624	17,460
Black Males	12,063	12,799	12,275	13,179	14,026	16,014	16,852	19,495	22,592	25,123	25,901
Other Males	50	51	58	127	695	1,000	769	671	804	741	830
Data Unavailable										58	317
Race/Females Breakdown											
White Females	473	555	512	569	577	734	800	1,000	1,162	1,049	966
Black Females	632	698	637	711	792	953	1,059	1,344	1,580	1,614	1,439
Other Females	1	0	0	1	0	0	0	0	0	0	0
Data Unavailable										24	99
TOTAL	26,161	27,717	26,471	28,310	29,712	32,764	33,681	38,059	42,733	46,233	47,012

FEMALE PRISON POPULATION ON JUNE 30, 1983-1992



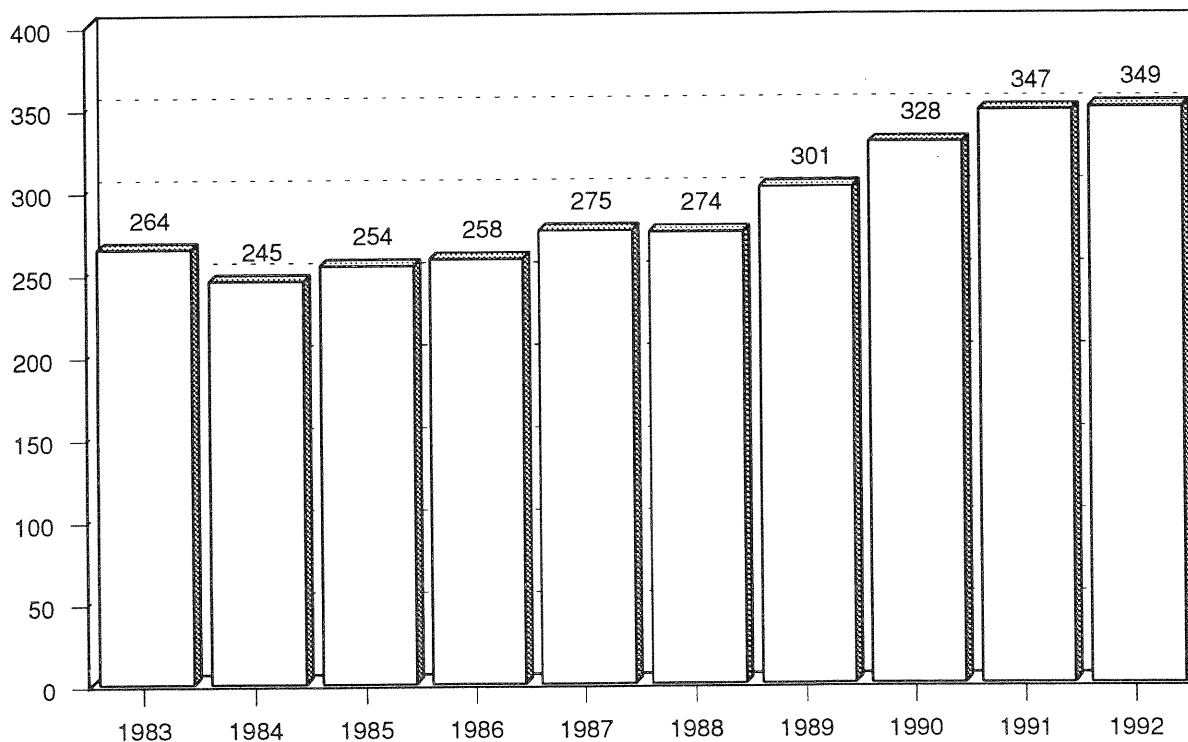
Monthly Inmate Population by Institution

	7/91	8/91	9/91	10/91	11/91	12/91	1/92	2/92	3/92	4/92	5/92	6/92
Apalachee CI-West	827	821	832	818	801	757	792	790	791	797	830	781
Apalachee CI-East	844	853	861	901	862	848	789	793	806	855	802	755
Avon Park CI	486	526	530	532	519	509	526	537	534	538	523	550
Avon Park CI-O Unit	359	276	294	324	302	315	317	328	316	318	321	305
Baker CI	978	960	988	962	951	987	929	936	987	981	966	974
Baker Work Camp	238	259	270	255	228	212	221	200	256	248	235	259
Brevard CI	915	941	948	896	903	913	929	927	901	879	950	907
Brevard Work Camp	203	271	241	249	251	260	206	229	226	256	233	229
Broward CI	674	676	675	628	619	620	606	599	606	592	616	593
Calhoun CI	818	815	803	764	736	750	774	753	747	730	717	717
Central FL Recp. Ctr.	1,097	1,042	1,083	1,310	1,418	1,299	1,363	1,343	1,304	1,338	1,310	1,229
Central FL Recp. Ctr. -East	140	173	156	232	228	360	553	498	521	562	558	553
Century CI	482	477	569	636	617	613	625	686	644	660	693	779
Charlotte CI	1,267	1,270	1,271	1,166	1,056	1,068	1,064	1,057	1,063	1,075	1,057	1,053
Corrections Mental Health Inst.	103	97	97	100	98	89	98	94	90	83	85	95
Cross City CI	897	870	889	874	890	872	834	826	809	847	825	850
Cross City Work Camp	243	228	236	237	210	229	242	231	219	229	263	241
Dade CI	674	681	674	595	655	671	676	685	681	682	685	683
Dade Work Camp	231	260	240	234	197	236	259	238	271	260	269	263
DeSoto CI	720	729	728	722	719	726	709	722	713	741	738	716
DeSoto Work Camp	253	271	287	280	280	266	265	253	257	284	272	275
Florida CI	754	781	789	792	758	761	786	780	732	762	757	729
Florida CI-Forest Hills	340	316	335	312	250	240	256	256	211	211	197	190
FL State Prison-Main Unit	1,076	1,078	1,092	1,097	1,112	1,122	1,098	1,077	1,065	1,073	1,093	1,069
FL State Prison-O Unit	447	481	495	451	472	477	439	443	450	439	441	443
Glades CI	1,198	1,203	1,208	1,191	1,211	1,163	1,166	1,136	1,163	1,157	1,148	1,154
Glades Work Camp	273	267	284	286	286	281	285	276	277	277	283	286
Hamilton CI	841	867	856	824	811	821	837	782	804	827	836	836
Hamilton Work Camp	256	253	276	270	236	248	229	242	228	249	252	243
Hardee CI	282	480	553	589	543	815	858	865	875	860	948	1,039
Hendry CI	960	962	968	969	962	935	933	900	927	909	954	953
Hendry Work Camp	271	270	269	269	272	270	262	278	268	272	277	265
Hillsborough CI	323	317	313	325	321	315	319	321	322	337	325	330
Holmes CI	830	783	808	766	754	729	693	690	738	704	728	773
Indian River CI	245	260	267	264	234	247	251	261	248	224	229	183
Jackson CI	371	554	568	619	628	683	715	722	706	753	786	851
Jefferson CI	286	231	308	400	439	456	441	487	498	548	586	579
Lake CI	555	536	555	562	570	555	541	558	550	546	529	515
Lancaster CI	650	646	571	583	571	555	549	556	498	503	530	554
Lancaster Work Camp	207	192	219	188	139	127	195	206	160	151	193	222
Lantana CI	195	233	210	180	137	127	108	101	85	80	85	60
Lawtey CI	721	797	794	698	758	775	763	748	738	744	797	710
Liberty CI	984	965	918	910	846	893	887	880	889	871	890	897
Madison CI	869	945	959	981	920	921	797	839	886	921	938	878
Madison Work Camp	238	263	270	282	265	262	277	282	263	273	276	239
Marion CI	1,087	1,125	1,115	1,079	1,105	1,119	1,096	1,090	1,116	1,094	1,092	1,135
Marion Work Camp	275	269	271	268	255	260	272	265	262	278	270	261
Martin CI	1,142	1,126	1,117	1,117	1,134	1,142	1,115	1,104	1,155	1,148	1,136	1,143
Martin Work Camp	192	201	199	196	190	201	200	192	197	192	198	198
Martin Drug Treatment	96	85	90	94	72	94	66	93	98	122	118	99
Mayo CI	754	761	769	751	744	673	691	653	651	672	690	645
N. Florida Recp. Ctr.-Hosp.	110	96	105	101	82	79	108	95	89	87	78	72
N. Florida Recp. Ctr.	1,109	1,005	1,037	972	983	985	1,068	1,013	967	1,100	1,007	911
N. Florida Recp. Ctr.-West	684	630	736	755	669	831	857	792	774	805	898	784
New River - West	834	816	783	832	812	822	755	815	832	794	829	838

Monthly Inmate Population by Institution (Cont'd)

	7/91	8/91	9/91	10/91	11/91	12/91	1/92	2/92	3/92	4/92	5/92	6/92
New River - East	785	764	711	671	588	532	515	523	445	413	415	394
Okaloosa CI	678	681	680	666	664	685	684	677	664	658	629	664
Okaloosa Work Camp	236	258	243	242	222	197	193	217	185	184	206	198
Polk CI	975	967	959	967	942	965	939	945	971	976	971	958
Polk Work Camp	266	272	251	272	247	235	241	276	262	260	241	260
Putnam CI	448	430	454	422	395	437	427	449	433	420	412	414
River Junction CI	228	129	193	190	212	220	193	242	255	263	241	220
S. FL Recp. Ctr.	1,190	1,126	1,219	1,247	1,212	1,251	1,219	1,117	1,145	1,131	1,238	1,271
S. FL Recp. Ctr.-S Unit	174	170	239	346	441	405	414	542	467	493	427	508
Sumter CI	808	795	791	802	799	805	751	781	773	779	765	770
Sumter - BTU	52	29	46	46	57	53	68	71	84	83	61	80
Sumter Work Camp	278	281	260	280	270	280	258	267	268	272	288	242
Tomoka CI	1,139	1,128	1,109	1,105	1,079	1,111	1,085	1,060	1,083	1,091	1,089	1,121
Tomoka Work Camp	260	249	274	282	268	261	275	286	282	279	289	285
Union CI	1,472	1,492	1,481	1,462	1,451	1,458	1,477	1,499	1,485	1,486	1,478	1,476
Union CI-Medical	35	32	30	33	32	32	22	23	27	21	20	23
Walton CI	976	964	928	885	844	839	861	768	847	830	878	829
Zephyrhills CI	537	555	543	549	532	546	554	536	542	552	537	535
DC Road Prisons	450	435	462	445	442	459	448	476	456	462	458	456
Vocational Training Ctrs.	1,451	1,346	1,231	1,237	1,178	1,113	1,082	1,134	1,093	1,056	1,116	980
Community CC's	1,339	1,294	1,203	1,450	1,990	1,941	1,908	1,910	1,931	1,991	2,058	2,006
Contract Drug Houses	79	74	79	69	62	57	71	176	232	257	346	394
Contracted Detention Facilities	189	166	216	123	32	29	0	0	0	0	0	0
Totals	45,949	45,927	46,381	46,479	46,040	46,495	46,375	46,498	46,394	46,895	47,504	46,975
Transient	41	39	93	69	82	38	17	51	44	42	20	37
Grand Total	45,990	45,966	46,474	46,548	46,122	46,533	46,392	46,549	46,438	46,937	47,524	47,012

NUMBER OF INMATES INCARCERATED PER 100,000 FLORIDA POPULATION



COUNTY OF COMMITMENT
(INMATE POPULATION ON JUNE 30, 1992)

COUNTY	WHITE MALES	WHITE FEMALES	BLACK MALES	BLACK FEMALES	OTHER MALES	DATA UNAVAILABLE	TOTAL	PERCENT
Interstate	60	6	18	1	4		89	0.2
Alachua	178	9	492	25	2		706	1.5
Baker	24	2	19	0	1		46	0.1
Bay	308	16	218	22	6		570	1.2
Bradford	44	2	43	1	0		90	0.2
Brevard	455	21	487	40	10		1,013	2.2
Broward	1,771	128	3,175	202	27		5,303	11.6
Calhoun	11	1	15	1	1		29	0.1
Charlotte	78	4	28	1	1		112	0.2
Citrus	116	4	13	0	2		135	0.3
Clay	105	2	92	1	2		202	0.4
Collier	221	5	117	7	9		359	0.8
Columbia	107	7	125	8	1		248	0.5
Dade	2,131	98	3,834	141	143		6,347	13.9
DeSoto	42	1	70	6	5		124	0.3
Dixie	44	1	26	1	0		72	0.2
Duval	788	21	2,128	71	21		3,029	6.6
Escambia	460	22	813	41	9		1,345	2.9
Flagler	27	1	29	2	2		61	0.1
Franklin	16	0	13	0	0		29	0.1
Gadsden	25	2	240	7	2		276	0.6
Gilchrist	9	0	1	0	0		10	0.0
Glades	6	0	10	0	2		18	0.0
Gulf	21	0	17	1	0		39	0.1
Hamilton	27	0	30	1	0		58	0.1
Hardee	43	2	45	4	15		109	0.2
Hendry	18	1	22	0	5		46	0.1
Hemando	144	11	80	4	2		241	0.5
Highlands	82	5	125	6	5		223	0.5
Hillsborough	1,691	124	2,670	195	255		4,935	10.8
Holmes	27	2	4	1	0		34	0.1
Indian River	110	8	157	6	4		285	0.6
Jackson	50	0	109	1	3		163	0.4
Jefferson	12	2	62	3	0		79	0.2
Lafayette	12	2	3	0	1		18	0.0

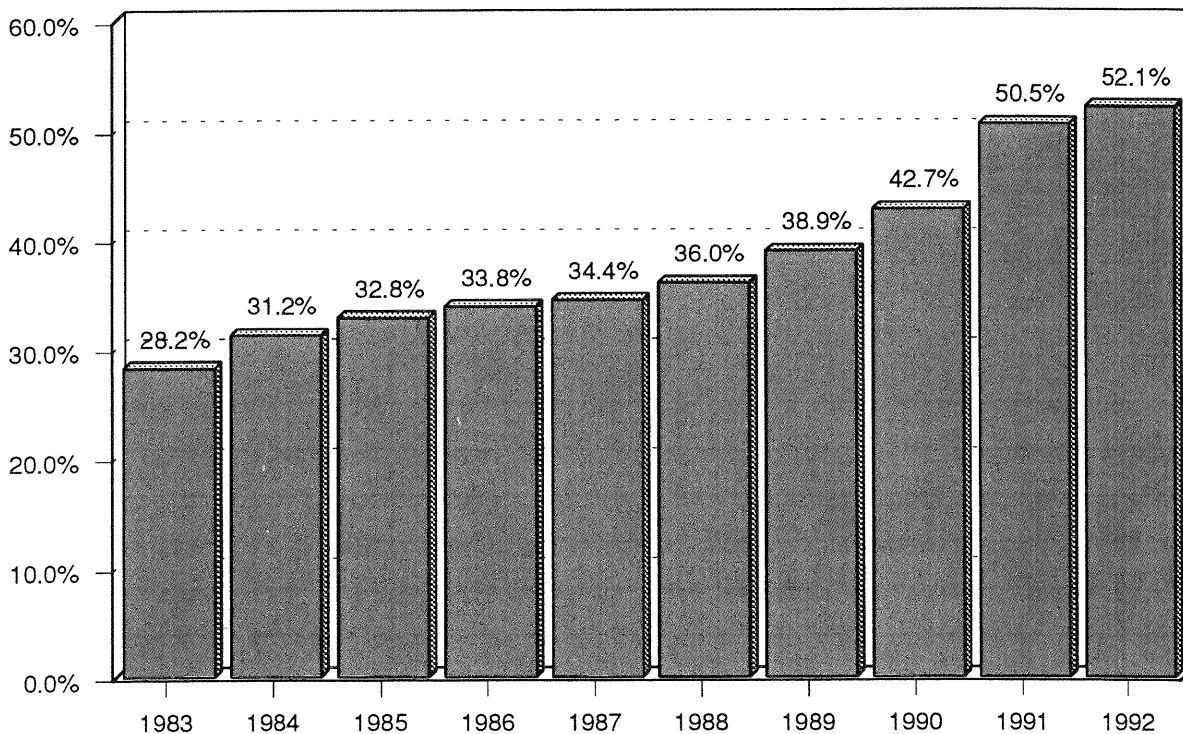
COUNTY OF COMMITMENT
(INMATE POPULATION ON JUNE 30, 1992)

COUNTY	WHITE MALES	WHITE FEMALES	BLACK MALES	BLACK FEMALES	OTHER MALES	DATA UNAVAILABLE	TOTAL	PERCENT
Lake	158	8	186	10	5		367	0.8
Lee	298	21	327	17	21		684	1.5
Leon	167	13	526	25	5		736	1.6
Levy	20	1	42	2	0		65	0.1
Liberty	10	1	3	0	0		14	0.0
Madison	15	0	72	0	1		88	0.2
Manatee	248	6	266	13	10		543	1.2
Marion	265	18	352	17	4		656	1.4
Martin	109	4	186	29	8		336	0.7
Monroe	255	12	154	13	8		442	1.0
Nassau	42	3	37	4	1		87	0.2
Okaloosa	161	6	166	10	6		349	0.8
Okeechobee	38	0	31	2	2		73	0.2
Orange	887	50	1,455	75	70		2,537	5.6
Osceola	92	5	81	2	7		187	0.4
Palm Beach	579	26	1,250	41	15		1,911	4.2
Pasco	469	28	106	9	13		625	1.4
Pinellas	1,456	87	1,673	141	27		3,384	7.4
Polk	906	67	970	87	32		2,026	4.5
Putnam	133	4	196	8	5		346	0.8
St. Johns	119	3	120	4	1		247	0.5
St. Lucie	144	12	463	30	5		654	1.4
Santa Rosa	104	2	26	2	0		134	0.3
Sarasota	220	15	199	17	6		457	1.0
Seminole	214	8	268	18	1		509	1.1
Sumter	42	4	80	4	6		136	0.3
Suwanee	51	1	76	4	0		132	0.3
Taylor	38	2	68	8	0		116	0.3
Union	23	0	25	0	0		48	0.1
Volusia	502	29	571	30	10		1,142	2.5
Wakulla	22	1	15	0	0		38	0.1
Walton	42	0	19	0	0		61	0.1
Washington	33	4	30	0	1		68	0.1
Data Unavailable	335	15	532	17	20	416	1,371	
TOTAL	17,460	966	25,901	1,439	830	416	47,012	100.0

PRIOR COMMITMENTS TO THE FLORIDA DEPARTMENT OF CORRECTIONS
(INMATE STATUS POPULATION ON JUNE 30, 1992)

CATEGORY	WHITE MALES	WHITE FEMALES	BLACK MALES	BLACK FEMALES	OTHER MALES	DATA UNAVAILABLE	TOTAL	PERCENT	CUMULATIVE PERCENT
None	10,244	695	9,612	718	592		21,861	47.9	47.9
1	3,488	154	6,310	391	121		10,464	22.9	70.8
2	1,836	65	4,483	191	63		6,638	14.5	85.3
3	868	30	2,733	72	27		3,730	8.2	93.5
4	418	5	1,374	29	6		1,832	4.0	97.5
5	184	2	541	18	1		746	1.6	99.1
6	57	0	207	2	0		266	0.6	99.7
7	19	0	64	0	0		83	0.2	99.9
8	10	0	32	1	0		43	0.1	100.0
9	2	0	14	0	0		16	0.0	
Data Unavailable	334	15	531	17	20	416	1,333		
TOTAL	17,460	966	25,901	1,439	830	416	47,012	100.0	

PERCENT OF STATUS POPULATION WITH PRIOR COMMITMENTS TO FLORIDA'S PRISON SYSTEM ON JUNE 30, 1983-1992



PRIMARY OFFENSES
(INMATE POPULATION ON JUNE 30, 1992)

CATEGORY	WHITE MALES	WHITE FEMALES	BLACK MALES	BLACK FEMALES	OTHER MALES	DATA UNAVAILABLE	TOTAL	PERCENT
MURDER, MANSLAUGHTER								
Capital Murder	1,621	91	1,620	56	95		3,483	7.6
2nd Degree Murder	1,171	95	1,636	111	77		3,090	6.7
3rd Degree Murder	14	5	53	3	1		76	0.2
Other Murder Offenses	34	3	13	0	6		56	0.1
Manslaughter	128	16	197	25	9		375	0.8
DUI Manslaughter	114	17	17	1	4		153	0.3
Sub-Total	3,082	227	3,536	196	192		7,233	15.8
SEXUAL OFFENSES								
Capital Sexual Battery	1,189	7	375	3	46		1,620	3.5
Life Sexual Battery	517	5	609	1	15		1,147	2.5
1st Degree Sexual Battery	613	7	401	1	14		1,036	2.2
Other Sexual Battery Offenses	121	1	189	0	2		313	0.7
Lewd, Lascivious Behavior	814	8	278	2	27		1,129	2.4
Sub-Total	3,254	28	1,852	7	104		5,245	11.4
ROBBERY								
Robbery with Weapon	1,267	31	3,479	80	55		4,912	10.7
Robbery without Weapon	672	16	1,697	64	21		2,470	5.4
Sub-Total	1,939	47	5,176	144	76		7,382	16.2
VIOLENT PERSONAL OFFENSES								
Aggravated Assault	219	6	273	22	11		531	1.1
Aggravated Battery	449	15	806	78	27		1,375	3.0
Assault and Battery	270	29	360	30	15		704	1.5
Other Battery Offenses	16	0	36	2	0		54	0.1
Resisting Arrest with Violence	93	8	115	5	2		223	0.5
Kidnapping	506	7	504	3	21		1,041	2.2
Arson	62	1	62	5	2		132	0.3
Abuse of Children	30	5	19	6	0		60	0.1
Other Violent Offenses	15	2	8	0	0		25	0.1
Sub-Total	1,660	73	2,183	151	78		4,145	9.1
BURGLARY								
Burglary of Structure	790	10	1,208	9	25		2,042	4.4
Burglary of Dwelling	1,178	41	1,368	55	42		2,684	5.8
Armed Burglary	624	7	534	9	35		1,209	2.6
Burglary with Assault	299	2	460	6	18		785	1.7
Other Burglary Offenses	28	1	39	1	2		71	0.2
Sub-Total	2,919	61	3,609	80	122		6,791	14.9

PRIMARY OFFENSES
(INMATE POPULATION ON JUNE 30, 1992)

CATEGORY	WHITE MALES	WHITE FEMALES	BLACK MALES	BLACK FEMALES	OTHER MALES	DATA UNAVAILABLE	TOTAL	PERCENT
THEFT, FORGERY, FRAUD								
Grand Theft	379	44	379	78	7		887	1.9
Grand Theft, Auto	357	13	459	8	8		845	1.8
Petit Theft, 3rd Conviction	31	5	132	40	0		208	0.4
Stolen Property	464	23	361	18	9		875	1.9
Forgery, Uttering and Counterfeiting	129	44	160	42	1		376	0.8
Worthless Checks	48	16	25	12	1		102	0.2
Fraudulent Practices	70	10	208	18	2		308	0.7
Sub-Total	1,478	155	1,724	216	28		3,601	7.9
DRUGS								
Sale or Purchase	535	76	4,051	327	30		5,019	10.8
Trafficking	1,101	132	735	79	137		2,184	4.7
Possession	323	104	1,518	178	15		2,138	4.6
Sub-Total	1,959	312	6,304	584	182		9,341	20.0
WEAPONS, ESCAPE								
Escape	191	10	209	13	6		429	0.9
Carry Concealed Firearm	21	5	57	5	2		90	0.2
Possess Firearm or Any Weapon	195	2	427	9	5		638	1.4
Shoot Into Dwelling/Vehicle	40	0	93	2	4		139	0.3
Other Weapons Offenses	38	0	40	1	2		81	0.2
Sub-Total	485	17	826	30	19		1,377	3.0
OTHER OFFENSES								
Failure to Stop After Accident	22	2	7	1	1		33	0.1
DUI, 4th Conviction	77	5	5	0	0		87	0.2
DUI with Injury	29	5	1	0	0		35	0.1
Racketeering	43	6	23	5	5		82	0.2
Criminal Procedure Violations	76	5	58	4	1		144	0.3
Other Arson	48	2	31	2	0		83	0.2
Kidnapping, Custody Offenses	6	0	1	0	0		7	0.0
Traffic, Other	8	0	0	0	0		8	0.0
Criminal Child	2	0	2	0	0		4	0.0
Store Hazardous Materials	0	0	1	0	0		1	0.0
Other Offenses	39	6	31	2	2		80	0.2
Sub-Total	350	31	160	14	9		564	
Data Unavailable	334	15	531	17	20	416	1,333	
TOTAL	17,460	966	25,901	1,439	830	416	47,012	100.0

SENTENCE LENGTH OF CURRENT COMMITMENT
(INMATE POPULATION ON JUNE 30 1992)

CATEGORY	WHITE MALES	WHITE FEMALES	BLACK MALES	BLACK FEMALES	OTHER MALES	DATA UNAVAILABLE	TOTAL	PERCENT	CUMULATIVE PERCENT
1 Year	121	15	201	18	5		360	0.8	0.8
GT 1, LE 2 Yrs*	741	120	1,067	172	26		2,126	4.6	5.3
GT 2, LE 3 Yrs	1,596	159	2,763	293	83		4,894	10.7	15.8
GT 3, LE 4 Yrs	1,262	84	2,351	178	61		3,936	8.6	24.3
GT 4, LE 5 Yrs	1,768	116	3,166	190	67		5,307	11.6	35.7
GT 5, LE 6 Yrs	751	28	1,479	82	36		2,376	5.2	40.8
GT 6, LE 7 Yrs	831	38	1,548	76	41		2,534	5.5	46.2
GT 7, LE 8 Yrs	362	11	645	33	15		1,066	2.3	48.5
GT 8, LE 9 Yrs	578	12	997	39	23		1,649	3.6	52.0
GT 9, LE 10 Yrs	963	51	1,454	62	35		2,565	5.6	57.5
GT 10, LE 11 Yrs	766	37	1,140	41	40		2,024	4.4	61.9
GT 11, LE 15 Yrs	1,524	99	1,625	90	123		3,461	7.6	69.3
GT 15, LE 24 Yrs	1,074	34	1,435	34	59		2,636	5.8	75.0
GT 24, LE 30 Yrs	1,363	36	1,760	39	61		3,259	7.1	82.0
GT 30, LE 40 Yrs	392	6	492	7	15		912	2.0	83.9
GT 40, LE 50 Yrs	85	1	115	2	2		205	0.4	84.4
Over 50 Years	466	12	721	10	18		1,227	2.7	87.0
Life	2,320	90	2,323	54	86		4,873	10.6	97.5
Death	189	3	113	2	16		323	2.5	100.0
Data Unavailable	308	14	506	17	18	416	1,279		
TOTAL	17,460	966	25,901	1,439	830	416	47,012	100.0	
AVERAGE	11.0	7.7	10.0	6.5	11.2		10.2		
MEDIAN	7.5	5.0	7.0	4.5	9.0		7.0		

* Greater than but less than or equal to

CLASS OF FELONY OF PRIMARY OFFENSE
(INMATE POPULATION ON JUNE 30, 1992)

CATEGORY	WHITE MALES	WHITE FEMALES	BLACK MALES	BLACK FEMALES	OTHER MALES	DATA UNAVAILABLE	TOTAL	PERCENT
Capital	1,409	59	952	35	74		2,529	5.8
Life Felony	1,776	47	2,605	57	112		4,597	10.5
First Degree	5,440	300	6,927	383	323		13,373	30.5
Second Degree	4,931	234	9,001	474	201		14,841	33.9
Third Degree	2,860	300	4,760	455	90		8,465	19.3
Felony Reduced to Misdemeanor	4	0	11	0	0		15	0.0
Data Unavailable	1,040	26	1,645	35	30	416	3,192	
TOTAL	17,460	966	25,901	1,439	830	416	47,012	100.0

CURRENT INMATE AGE
(INMATE POPULATION ON JUNE 30, 1992)

CATEGORY	WHITE MALES	WHITE FEMALES	BLACK MALES	BLACK FEMALES	OTHER MALES	DATA UNAVAILABLE	TOTAL	PERCENT	CUMULATIVE PERCENT
16 & Below	34	1	159	2	0		196	0.4	0.4
17	113	3	327	8	8		459	1.0	1.4
18	214	7	598	13	18		850	1.8	3.2
19	329	9	794	15	19		1,166	2.5	5.7
20	459	13	946	23	25		1,466	3.1	8.9
21	540	26	1,066	40	29		1,701	3.7	12.5
22	545	30	1,030	44	30		1,679	3.6	16.1
23	559	30	1,063	40	25		1,717	3.7	19.8
24	623	35	1,075	64	28		1,825	3.9	23.7
25 to 29	3,461	228	6,066	419	162		10,336	22.2	45.9
30 to 34	3,571	233	5,479	384	175		9,842	21.1	67.0
35 to 39	2,707	149	3,853	227	123		7,059	15.1	82.2
40 to 44	1,734	95	1,925	108	86		3,948	8.5	90.7
45 to 49	1,126	59	790	25	47		2,047	4.4	95.1
50 to 54	663	19	391	15	29		1,117	2.4	97.5
55 to 59	373	16	177	3	13		582	1.2	98.7
60 to 64	200	7	84	6	7		304	0.7	99.4
65 to 69	115	3	49	2	4		173	0.4	99.7
70 and Over	94	3	29	1	2		129	0.3	100.0
TOTAL	17,460	966	25,901	1,439	830	416	47,012	100.0	
AVERAGE	33.7	33.1	30.4	30.9	32.8		31.7		
MEDIAN	32.0	31.0	29.0	30.0	32.0		30.0		

LENGTH OF RESIDENCE IN FLORIDA
(INMATE POPULATION ON JUNE 30, 1992)

CATEGORY	WHITE MALES	WHITE FEMALES	BLACK MALES	BLACK FEMALES	OTHER MALES	DATA UNAVAILABLE	TOTAL	PERCENT	CUMULATIVE PERCENT
1 Yr. or Less	1,209	51	482	14	65		1,821	4.1	4.1
1 Yr. - 5 Yrs.	2,238	116	1,094	58	191		3,697	8.4	12.5
5 Yrs. - 10 Yrs.	2,313	136	1,138	57	227		3,871	8.8	21.3
10 Yrs. - 20 Yrs.	4,287	209	6,036	191	194		10,917	24.8	46.1
20 Yrs. - 40 Yrs.	5,851	365	14,959	974	101		22,250	50.5	96.5
Over 40 Years	568	18	883	53	6		1,528	3.5	100.0
Data Unavailable	994	71	1,309	92	46	416	2,928		
TOTAL	17,460	966	25,901	1,439	830	416	47,012	100.0	

MANDATORY AND HABITUAL OFFENDER SENTENCES
(INMATE POPULATION ON JUNE 30, 1992)

CATEGORY	WHITE MALES	WHITE FEMALES	BLACK MALES	BLACK FEMALES	OTHER MALES	DATA UNAVAILABLE	TOTAL	PERCENT
Neither	11,955	687	14,589	951	436		28,618	62.2
Mandatory Only	3,522	231	5,708	279	322		10,062	21.9
Habitual Offender Only	1,614	38	4,766	186	62		6,666	14.5
Both	143	0	511	12	6		672	1.5
Data Unavailable	226	10	327	11	4	416	994	
Total	17,460	966	25,901	1,439	830		47,012	100.0
MANDATORY SENTENCE TYPE*	WHITE MALES	WHITE FEMALES	BLACK MALES	BLACK FEMALES	OTHER MALES	DATA UNAVAILABLE	TOTAL	PERCENT
Law Enforcement	59	5	44	1	6		115	1.1
Drug Trafficking	1,097	121	730	73	144		2,165	20.2
Drug Dealing in Schools/Public Facilities	137	21	797	111	3		1,069	10.0
Weapons	2,155	72	4,481	99	166		6,973	65.0
Elderly Victim	12	1	14	4	0		31	0.2
Other	205	11	153	3	9		381	3.5
Total	3,665	231	6,219	291	328		10,734	100.0
HABITUAL OFFENDER TYPE	WHITE MALES	WHITE FEMALES	BLACK MALES	BLACK FEMALES	OTHER MALES	DATA UNAVAILABLE	TOTAL	PERCENT
Habitual	1,622	38	4,759	192	60		6,671	90.9
Violent Habitual	108	0	454	6	8		576	7.9
Both	27	0	64	0	0		91	1.2
Total	1,757	38	5,277	198	68		7,338	100.0

*Some offenders have more than one type of mandatory sentence.

MEDICAL GRADE CLASSIFICATION
(INMATE POPULATION ON JUNE 30, 1992)

RESTRICTION CATEGORY*	WHITE MALES	WHITE FEMALES	BLACK MALES	BLACK FEMALES	OTHER MALES	DATA UNAVAILABLE	TOTAL	PERCENT	
Unrestricted		8,320	407	14,409	769	397	24,302	63.0	
Minimum		3,875	146	6,299	168	180	10,668	27.6	
Moderate		1,571	93	1,443	102	54	3,263	8.5	
Severe		194	10	135	9	6	354	0.9	
Data Unavailable		3,500	310	3,615	391	193	416	8,009	
Total		17,460	966	25,901	1,439	830	416	47,012	100.0

*Medical grades are assigned to inmates by health care professionals based primarily on general physical stamina, mental health, and functional capacity.

USE OF ALCOHOL AND/OR NARCOTICS

(INMATE POPULATION ON JUNE 30, 1992)

CATEGORY	WHITE MALES	WHITE FEMALES	BLACK MALES	BLACK FEMALES	OTHER MALES	DATA UNAVAILABLE	TOTAL	PERCENT
Neither	4,273	297	7,403	386	267		12,626	27.1
Light Alcohol	3,083	49	4,790	46	220		8,188	17.6
Heavy Alcohol	2,466	61	1,555	48	89		4,219	9.1
Light Narcotics	557	115	1,235	217	13		2,137	4.6
Heavy Narcotics	1,230	260	2,529	477	36		4,532	9.7
Light Alcohol/Light Narcotics	1,410	67	2,584	123	50		4,234	9.1
Light Alcohol/Heavy Narcotics	1,305	58	2,658	71	44		4,136	8.9
Heavy Alcohol/Light Narcotics	641	6	458	5	15		1,125	2.4
Heavy Alcohol/Heavy Narcotics	2,240	50	2,319	60	83		4,752	10.2
Data Unavailable	255	3	370	6	13	416	1,063	
TOTAL	17,460	966	25,901	1,439	830	416	47,012	100.0

EDUCATION CLAIMED

(INMATE POPULATION ON JUNE 30, 1992)

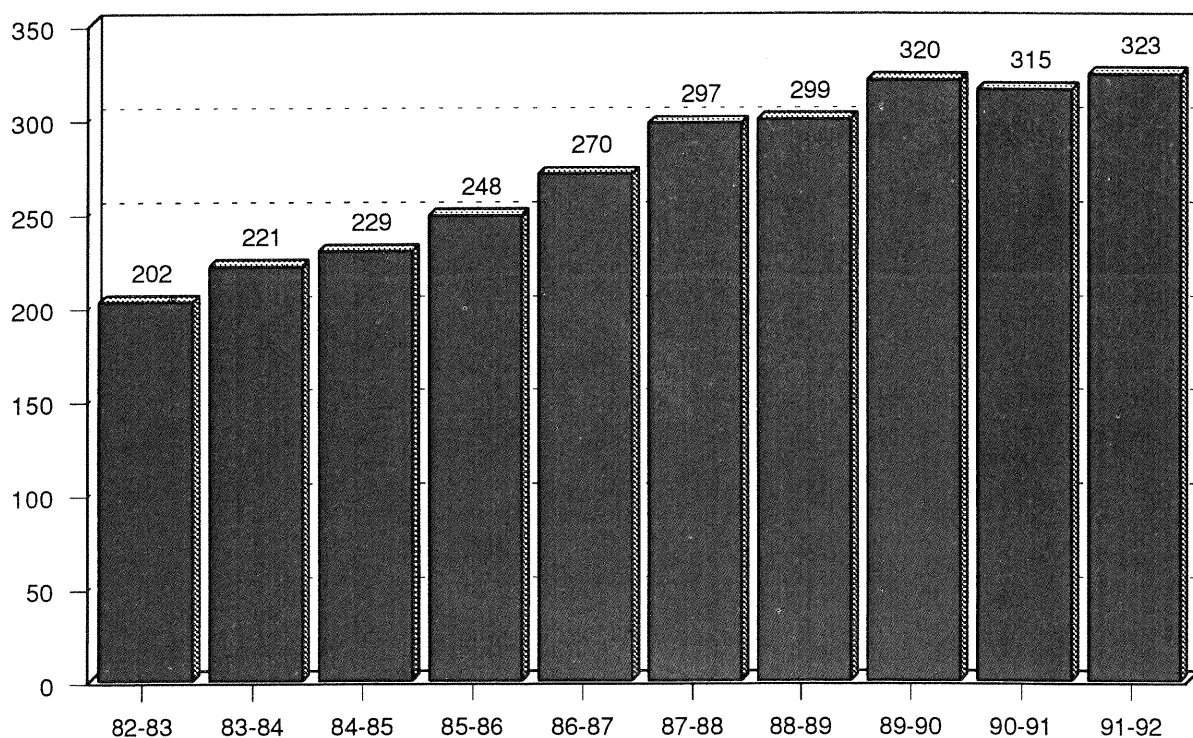
CATEGORY	WHITE MALES	WHITE FEMALES	BLACK MALES	BLACK FEMALES	OTHER MALES	DATA UNAVAILABLE	TOTAL	PERCENT	CUMULATIVE PERCENT
Elementary	838	17	689	36	126		1,706	3.9	3.9
Middle School	2,443	123	2,272	125	132		5,095	11.7	15.7
Ninth Grade	2,252	131	3,371	202	113		6,069	14.0	29.6
Tenth Grade	2,305	152	5,023	271	109		7,860	18.1	47.7
Eleventh Grade	1,656	223	5,565	419	77		7,940	18.3	66.0
Twelfth Grade	4,654	174	5,846	203	121		10,998	25.3	91.4
College 1 & 2	1,499	34	1,166	27	48		2,774	6.4	97.8
College 2 & 4	454	22	302	6	18		802	1.8	99.6
Post Graduate	125	4	33	4	5		171	0.4	100.0
Data Unavailable	1,234	86	1,634	146	81	416	3,597		
TOTAL	17,460	966	25,901	1,439	830	416	47,012	100.0	
AVERAGE	10.5	10.4	10.5	10.3	9.4		10.4		
MEDIAN	11.0	11.0	11.0	11.0	10.0		11.0		

Death Row Population

The state of Florida was given the authority to execute inmates by the 1923 Legislature, and the following year Frank Johnson was the first inmate ever executed by the state. Male inmates under sentence of death are housed at Florida State Prison in Starke, and female inmates reside at Broward C.I. in Pembroke Pines. The sole method of execution in Florida is the electric chair. The executioner is an anonymous, private citizen who is paid \$150 per execution.

This section details the death row population over the last 10 years, the most frequent counties of conviction and the nature of additions and removals from death row.

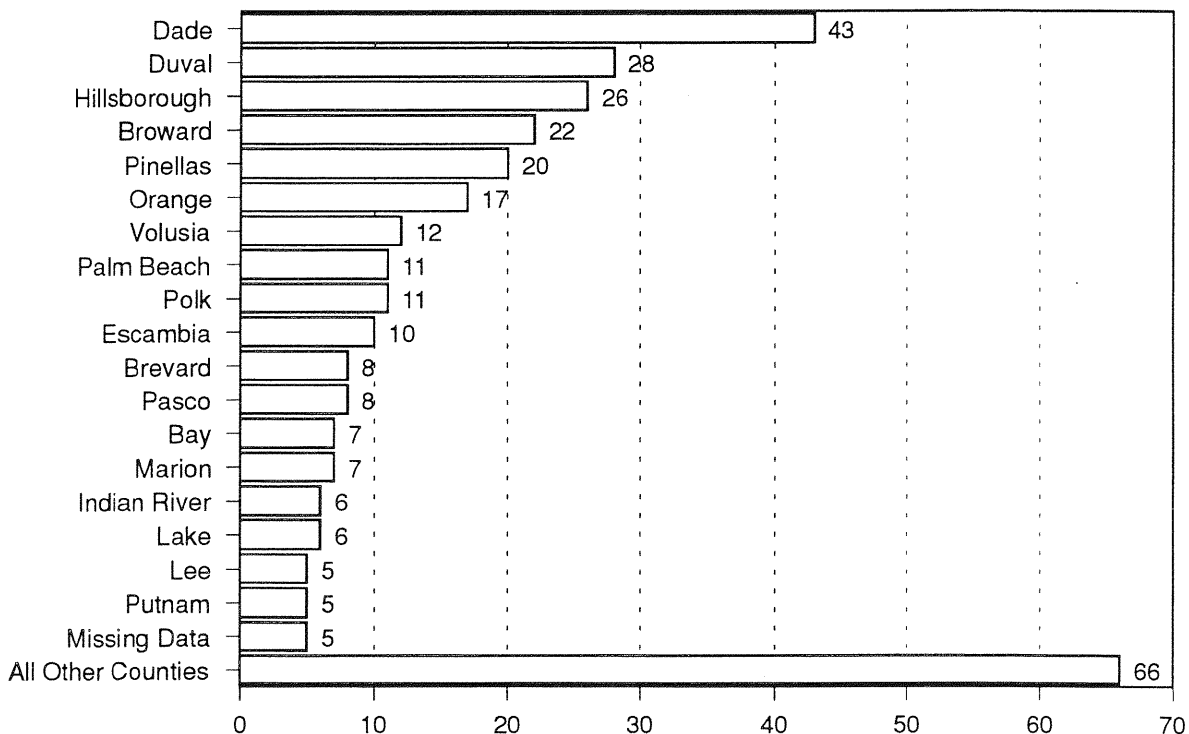
DEATH ROW POPULATION AT THE END OF EACH FISCAL YEAR



GENDER AND RACE OF DEATH ROW INMATES: JUNE 30th

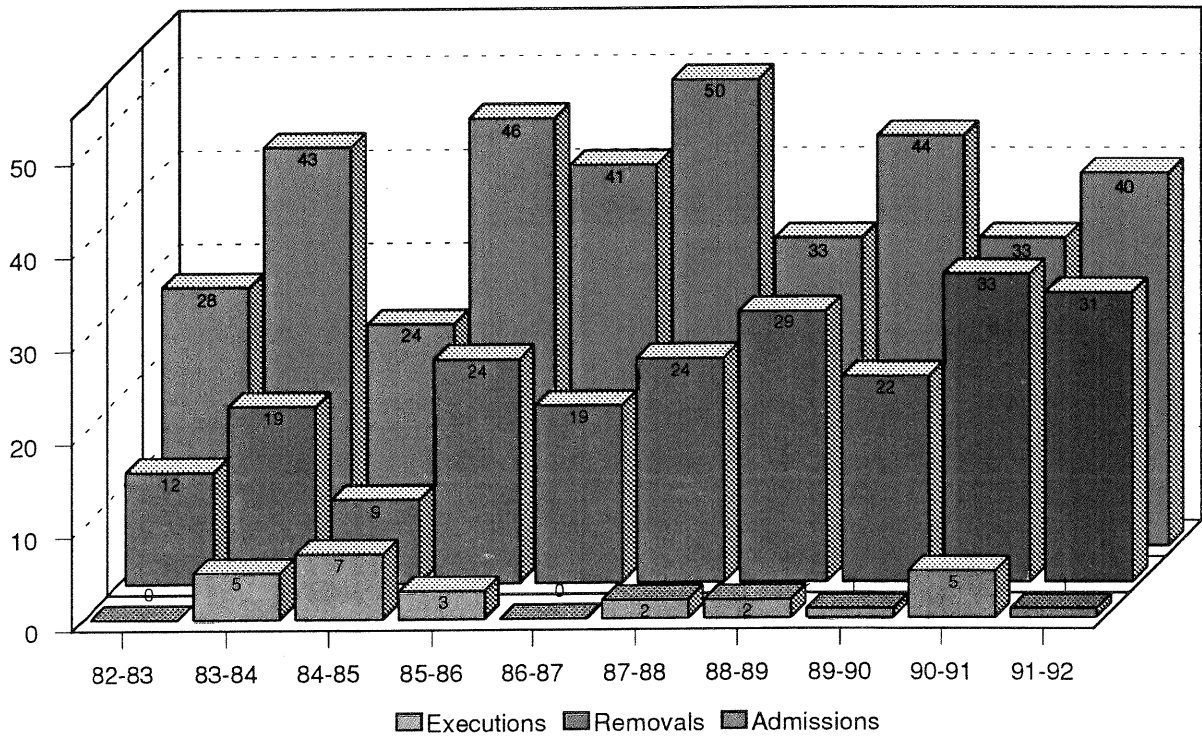
	1982/83	1983/84	1984/85	1985/86	1986/87	1987/88	1988/89	1989/90	1990/91	1991/92
GENDER										
Males	202	220	228	246	266	292	295	317	312	318
Females	0	1	1	2	4	5	4	3	3	5
RACE										
Black	85	89	87	89	99	107	106	115	113	115
White	117	131	141	158	167	183	183	190	186	192
Other	0	1	1	1	4	7	10	15	16	16
RACE/GENDER										
White Males	117	131	141	157	164	179	180	188	184	189
Black Males	85	89	87	88	98	106	105	114	112	113
Other Males	0	1	1	1	4	7	10	15	16	16
White Females	0	0	0	1	3	4	3	2	2	3
Black Females	0	0	0	1	1	1	1	1	1	2
Total	202	221	229	248	270	297	299	320	315	323

COUNTY OF CONVICTION FOR INMATES ON DEATH ROW JUNE 30, 1992



ADDITIONS AND REMOVALS FROM DEATH ROW

(FY 1982-83 TO FY 1991-92)

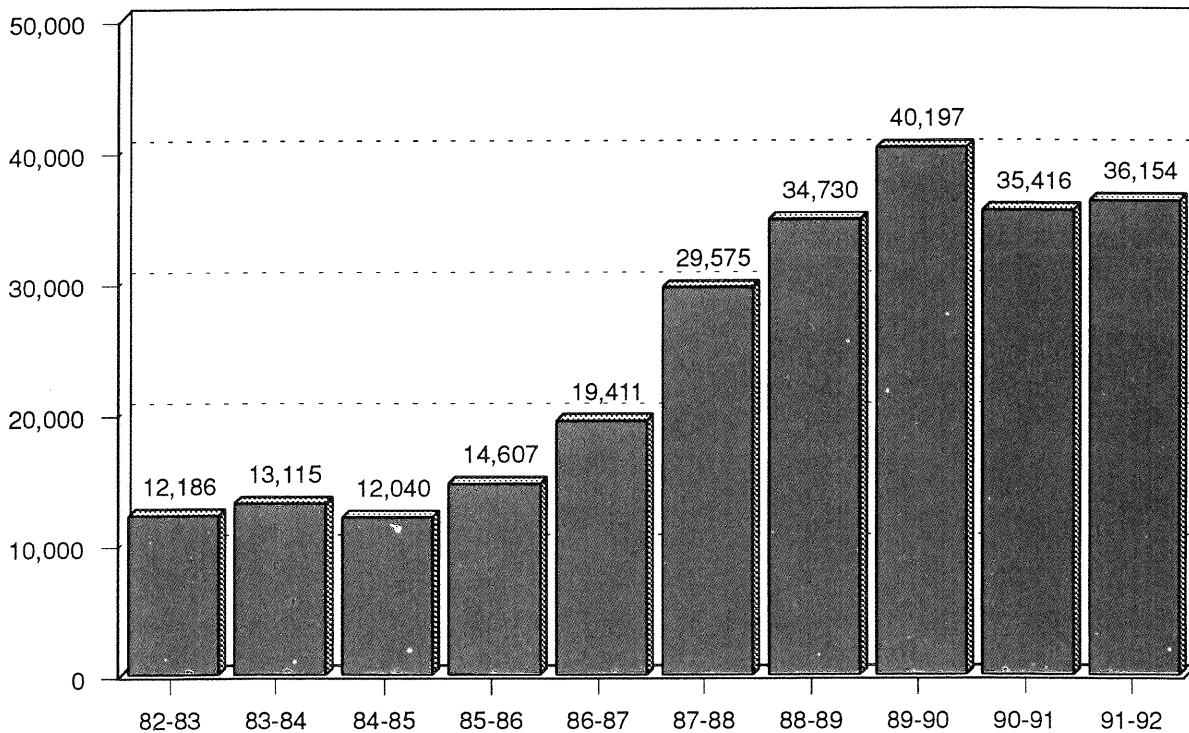


Inmate Releases

This section includes statistics on the number of inmate releases by specific type of release during FY 1991-92. Additionally, the number of transfers between institutions is reported.

Releases are grouped into two broad categories: "Releases" and "Temporary Releases." Releases are those whose term of incarceration has been completed. Temporary releases are those who have not completed their term of sentence and will return to an institution.

INMATE RELEASES (FY 1982-83 TO FY 1991-92)



INMATE RELEASES AND TRANSFERS

(FISCAL YEAR 1991-92)

	07/91	08/91	09/91	10/91	11/91	12/91	01/92	02/92	03/92	04/92	05/92	06/92	TOTAL
RELEASES													
Expiration of Sentence	522	540	394	504	510	470	445	453	436	494	429	564	5,761
Release to Probation	162	187	105	161	193	160	144	132	130	157	116	153	1,800
Provisional Release Supervision	168	230	96	142	147	97	101	88	68	100	82	68	1,387
Control Release w/o Supervision	540	483	384	608	589	368	514	444	580	421	363	694	5,988
Control Release w/ Supervision	1,573	1,400	1,219	1,696	1,610	1,215	1,658	1,569	2,039	1,424	1,194	2,128	18,725
Parole	15	12	12	15	28	15	9	14	17	11	12	16	176
Conditional Release	72	63	37	88	105	73	95	78	58	97	127	104	997
Supervised Community Release	57	64	47	70	60	58	70	61	71	77	77	81	793
Death	12	11	13	16	7	13	6	16	12	11	17	9	143
Interstate Compact	15	7	20	13	6	17	21	22	15	25	21	18	200
Provisional Release Reinstated	3	1	1	1	1	1	3	1	3	1	0	1	17
Conditional Release Reinstated	1	1	0	2	5	9	2	2	6	4	7	8	47
Parole Reinstated	21	18	22	11	6	10	4	3	5	7	6	7	120
RELEASE SUB-TOTAL	3,161	3,017	2,350	3,327	3,267	2,506	3,072	2,883	3,440	2,829	2,451	3,851	36,154
TEMPORARY RELEASES													
Out to Court	587	637	553	642	547	448	634	596	675	581	552	566	7,018
Escape	21	33	20	12	18	29	12	11	11	10	27	8	212
Other Releases	46	39	56	47	45	64	57	72	59	65	51	49	650
Temporary Release Sub-Total	654	709	629	701	610	541	703	679	745	656	630	623	7,880
Total Release/Temporary Release	3,815	3,726	2,979	4,028	3,877	3,047	3,775	3,562	4,185	3,485	3,081	4,474	44,034
TRANSFERS ACROSS INSTITUTIONS													
Received From	8,747	10,118	7,533	9,380	7,995	7,946	8,661	9,120	9,915	8,988	8,919	9,192	106,514
Transferred To	8,723	10,275	7,544	9,384	7,917	8,024	8,441	9,050	10,030	8,892	8,951	9,090	106,321

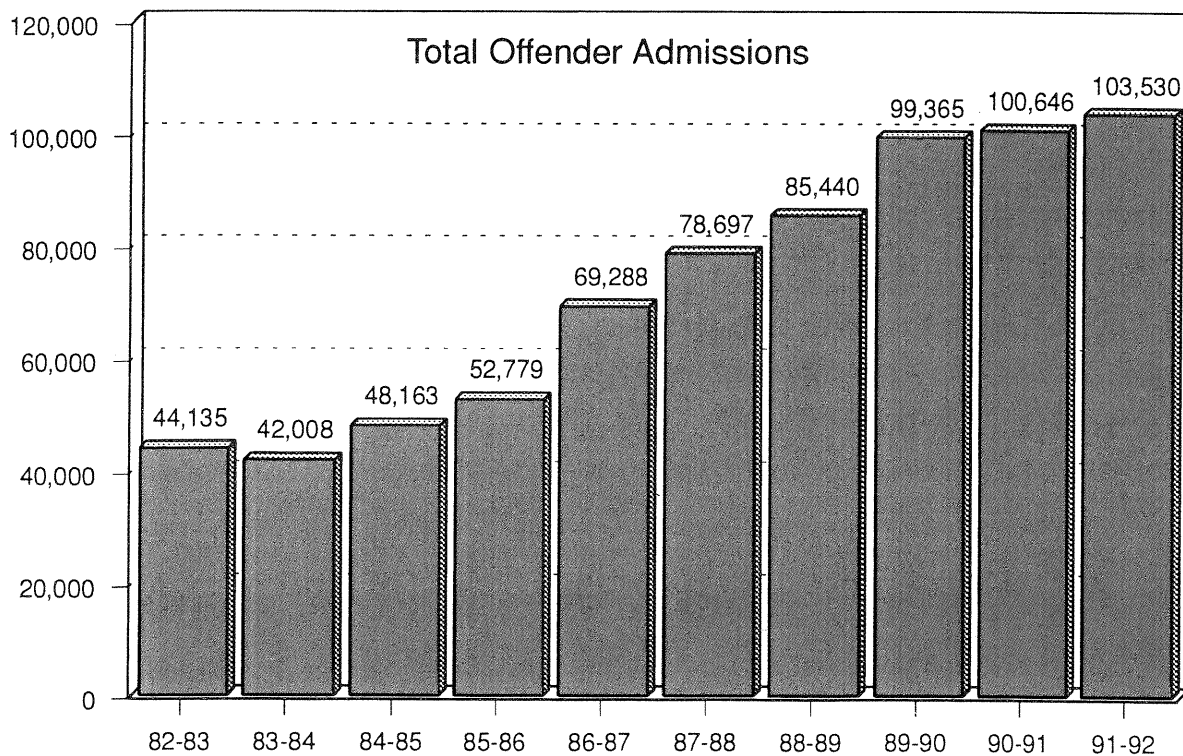
Community Supervision Statistics

The following pages contain statistics concerning offenders under community supervision in the Department of Corrections. Three populations are included: offenders placed on supervision during FY 1991-92; supervised offenders active on June 30, 1992; and offenders released from supervision during FY 1991-92.

Community Supervision Admissions

During FY 1991-92, 103,530 offenders were admitted to community supervision in the Department of Corrections. The following pages provide statistical information to characterize those offenders.

ADMISSIONS TO COMMUNITY SUPERVISION (FY 1982-83 TO FY 1991-92)



CASE ORIGIN
(SUPERVISED ADMISSIONS FOR FY 1991-92)

CATEGORY	FELONY PROBATION	COMMUNITY CONTROL	PRE-TRIAL INTERVENTION	CONTROL RELEASE	PAROLE	MISDEMEANOR PROBATION	CONDITIONAL RELEASE	OTHER	TOTAL	PERCENT
Out of State	2,249	6	8	0	986	39	0	1	3,289	3.3
Florida	54,275	16,410	6,094	14,140	351	1,356	928	2,045	95,599	96.7
Data Unavailable	4,261	225	53	1	43	34	0	25	4,642	
TOTAL	60,785	16,641	6,155	14,141	1,380	1,429	928	2,071	103,530	100.0

RACE/GENDER
(SUPERVISED ADMISSIONS FOR FY 1991-92)

CATEGORY	FELONY PROBATION	COMMUNITY CONTROL	PRE-TRIAL INTERVENTION	CONTROL RELEASE	PAROLE	MISDEMEANOR PROBATION	CONDITIONAL RELEASE	OTHER	TOTAL	PERCENT
White Male	30,438	7,579	3,328	4,637	792	744	237	741	48,496	46.9
White Female	6,403	1,399	1,420	555	64	165	15	77	10,098	9.8
Black Male	17,793	5,961	817	7,712	371	385	623	1,110	34,772	33.6
Black Female	4,902	1,522	543	1,051	37	107	46	108	8,316	8.0
Other Male	1,114	170	32	183	105	23	7	35	1,669	1.6
Other Female	119	9	13	0	11	5	0	0	157	0.2
Data Unavailable	16	1	2	3	0	0	0	0	22	
TOTAL	60,785	16,641	6,155	14,141	1,380	1,429	928	2,071	103,530	100.0

RISK CLASSIFICATION
(SUPERVISED ADMISSIONS FOR FY 1991-92)

CATEGORY	FELONY PROBATION	COMMUNITY CONTROL	PRE-TRIAL INTERVENTION	CONTROL RELEASE	PAROLE	MISDEMEANOR PROBATION	CONDITIONAL RELEASE	OTHER	TOTAL	PERCENT
Maximum	18,935	16,641	1,322	5,857	319	461	333	777	44,645	46.6
Medium	26,763	0	2,322	4,715	657	726	501	412	36,096	37.7
Minimum	11,016	0	2,313	206	327	208	86	845	15,001	15.7
Data Unavailable	4,071	0	198	3,363	77	34	8	37	7,788	
TOTAL	60,785	16,641	6,155	14,141	1,380	1,429	928	2,071	103,530	100.0

COUNTY OF SUPERVISION
(SUPERVISED ADMISSIONS FOR FY 1991-92)

COUNTY	FELONY PROBATION	COMMUNITY CONTROL	PRE-TRIAL INTERVENTION	CONTROL RELEASE	PAROLE	MISDEMEANOR PROBATION	CONDITIONAL RELEASE	OTHER	TOTAL	PERCENT
Alachua	749	201	204	224	13	132	15	25	1,563	1.5
Baker	79	28	5	4	0	0	1	2	119	0.1
Bay	924	262	111	115	20	1	4	13	1,450	1.4
Bradford	87	31	35	28	1	0	2	3	187	0.2
Brevard	1,395	491	177	304	31	43	10	35	2,486	2.4
Broward	7,874	1,900	109	1,877	122	1	121	235	12,239	11.8
Calhoun	49	26	3	11	0	0	1	1	91	0.1
Charlotte	313	72	0	22	9	2	3	4	425	0.4
Citrus	309	79	0	16	6	0	0	5	415	0.4
Clay	242	57	84	76	8	0	2	6	475	0.5
Collier	878	139	0	86	25	50	5	17	1,200	1.2
Columbia	325	129	16	59	6	30	3	6	574	0.6
Dade	6,930	1,108	581	1,403	201	1	125	296	10,645	10.3
DeSoto	141	83	3	56	3	0	3	5	294	0.3
Dixie	57	21	3	11	2	5	3	0	102	0.1
Duval	2,588	561	824	922	94	5	97	150	5,241	5.1
Escambia	2,178	673	298	266	17	9	17	44	3,502	3.4
Flagler	103	41	22	20	1	30	4	1	222	0.2
Franklin	61	0	0	5	2	2	2	1	73	0.1
Gadsden	326	79	0	74	4	99	8	9	599	0.6
Gilchrist	29	7	7	1	0	5	0	1	50	0.0
Glades	21	2	0	0	1	0	0	1	25	0.0
Gulf	47	40	13	11	2	0	0	1	114	0.1
Hamilton	76	14	1	14	0	5	1	0	111	0.1
Hardee	133	28	0	28	16	0	1	3	209	0.2
Hendry	117	8	0	14	3	0	1	5	148	0.1
Hemando	362	86	87	68	8	0	6	21	638	0.6
Highlands	214	53	0	64	11	35	0	8	385	0.4
Hillsborough	5,622	2,946	670	1,687	44	0	86	206	11,261	10.9
Holmes	63	12	8	4	3	4	0	2	96	0.1
Indian River	458	83	0	79	6	17	2	11	656	0.6
Jackson	245	82	25	20	5	3	6	5	391	0.4
Jefferson	114	10	0	21	2	0	1	1	149	0.1
Lafayette	15	5	0	1	0	2	0	0	23	0.0

COUNTY OF SUPERVISION
(SUPERVISED ADMISSIONS FOR FY 1991-92)

COUNTY	FELONY PROBATION	COMMUNITY CONTROL	PRE-TRIAL INTERVENTION	CONTROL RELEASE	PAROLE	MISDEMEANOR PROBATION	CONDITIONAL RELEASE	OTHER	TOTAL	PERCENT
Lake	581	150	82	153	16	0	11	17	1,010	1.0
Lee	943	160	0	204	24	0	8	35	1,374	1.3
Leon	1,453	411	121	811	65	32	43	81	3,017	2.9
Levy	139	13	32	10	5	14	1	2	216	0.2
Liberty	20	8	0	1	0	4	0	0	33	0.0
Madison	76	32	0	22	2	1	0	1	134	0.1
Manatee	913	258	123	235	29	1	28	59	1,646	1.6
Marion	1,156	347	106	131	21	12	7	13	1,793	1.7
Martin	406	17	34	103	7	5	6	15	593	0.6
Monroe	648	200	147	97	7	71	4	16	1,190	1.1
Nassau	113	6	2	33	7	16	1	2	180	0.2
Okaloosa	430	167	70	63	19	184	4	7	944	0.9
Okeechobee	178	42	0	29	0	12	1	7	269	0.3
Orange	3,928	814	268	764	60	2	46	147	6,029	5.8
Osceola	320	66	126	83	24	7	3	14	643	0.6
Palm Beach	2,271	353	269	562	107	405	55	111	4,133	4.0
Pasco	984	344	88	85	41	0	6	1	1,549	1.5
Pinellas	4,129	1,650	427	1,428	78	1	102	202	8,017	7.7
Polk	2,001	477	66	649	53	1	8	84	3,339	3.2
Putnam	249	72	31	74	11	29	2	9	477	0.5
St. Johns	252	45	70	76	6	0	4	6	459	0.4
St. Lucie	983	125	71	234	20	45	6	27	1,511	1.5
Santa Rosa	411	82	0	26	9	10	0	1	539	0.5
Sarasota	989	258	180	0	9	6	0	0	1,442	1.4
Seminole	1,398	374	143	199	27	60	8	28	2,237	2.2
Sumter	172	75	106	32	5	0	3	3	396	0.4
Suwannee	166	30	6	16	2	14	1	4	239	0.2
Taylor	160	83	4	35	2	1	2	3	290	0.3
Union	29	6	4	4	1	0	0	1	45	0.0
Volusia	1,888	541	285	375	49	8	37	47	3,230	3.1
Wakulla	68	12	0	9	4	6	1	3	103	0.1
Walton	122	26	0	2	3	1	0	2	156	0.2
Washington	85	40	8	5	1	0	0	0	139	0.1
TOTAL	60,785	16,641	6,155	14,141	1,380	1,429	928	2,071	103,530	100.0

Profiles

of Community Supervision Offenders Admitted During FY 1991-92

Community Supervision Offenders:

- Felony Probationers
- Parolees
- Misdemeanor Probationers
- Community Controllees
- Pre-Trial Intervention Cases
- Control Releasees
- Conditional Releasees

Typical Felony Probation Offender

- Is Male (81.2%)
- Is White (60.6%)
- Is 29 or Younger (55.6%)
- Was Convicted of:
 - Drugs, possession (19.5%)
 - Grand Theft (9.7%)
 - Drugs, Sale or Manufacture (8.7%)
- Is Under Supervision 2 Years or Less (55.4%)
- Was Convicted In:
 - Broward County (11.9%)
 - Hillsborough County (10.4%)
 - Dade County (8.6%)

Typical Community Control Offender

- Is Male (82.4%)
- Is White (54.0%)
- Is 29 or Younger (58.3%)
- Was Convicted of:
 - Drugs, possession (19.3%)
 - Drugs, Sale or Manufacture (12.7%)
 - Grand Theft (8.0%)
- Is Under Supervision 2 Years or Less (63.0%)
- Was Convicted In:
 - Hillsborough County (17.5%)
 - Broward County (11.1%)
 - Pinellas County (9.8%)

Typical Offender On Parole

- Is Male (91.9%)
- Is Black (62.0%)
- Is 34 or Younger (61.6%)
- Was Convicted of:
 - Drugs, Possession (13.8%)
 - Drugs, Sale or Manufacture (9.3%)
 - Robbery with a Weapon (8.3%)
- Is Under Supervision 4 Years or Less (54.0%)
- Was Convicted In:
 - Another State (71.4%)
 - Dade County (5.6%)
 - Duval County (2.8%)

Admitted Community Supervision Offenders (Continued)

Typical Misdemeanor Probation Offender

- Male (80.6%)
- Is White (63.6%)
- Is 29 or Younger (55.2%)
- Was Convicted of:
 - Drugs, Possession (19.5%)
 - Battery, Other (11.5%)
 - Burglary, Other (7.6%)
- Is Under Supervision 1 Year or Less (85.7%)
- Was Convicted In:
 - Palm Beach County (27.4%)
 - Okaloosa County (12.0%)
 - Alachua County (9.1%)

Typical Pre-Trial Intervention Offender

- Is Male (67.9%)
- Is White (77.1%)
- Is 29 or Younger (65.0%)
- Was Convicted of:
 - Grand Theft (19.5%)
 - Drugs, Possession (12.2%)
 - Fraudulent Practices (10.8%)
- Is Under Supervision 1 Year or Less (71.1%)
- Was Convicted In:
 - Duval County (12.9%)
 - Hillsborough County (10.8%)
 - Dade County (9.3%)

Typical Control Release Offender

- Male (88.6%)
- Is White (62.0%)
- Is 29 or Younger (55.2%)
- Was Convicted of:
 - Drugs, Sale or Manufacture (20.8%)
 - Drugs, Possession (13.1%)
 - Burglary, Dwelling (10.7%)
- Is Under Supervision 1 Year or Less (72.5%)
- Was Convicted In:
 - Broward County (15.1%)
 - Hillsborough County (12.3%)
 - Pinellas County (9.8%)

Typical Conditional Release Offender

- Male (93.4%)
- Is White (72.1%)
- Is 29 or Younger (72.6%)
- Was Convicted of:
 - Drugs, Possession (15.4%)
 - Assault/Battery on
Law Enforcement Officer (13.8%)
 - Aggravated Other (12.3%)
- Is Under Supervision 2 Years or Less (72.2%)
- Was Convicted In:
 - Broward County (14.3%)
 - Dade County (13.9%)
 - Duval County (10.3%)

PRIMARY OFFENSE
(SUPERVISED ADMISSIONS FOR FY 1991-92)

CATEGORY	FELONY PROBATION	COMMUNITY CONTROL	PRE-TRIAL INTERVENTION	CONTROL RELEASE	PAROLE	MISDEMEANOR PROBATION	CONDITIONAL RELEASE	OTHER	TOTAL	PERCENT
MURDER, MANSLAUGHTER										
Capital Murder	26	17	0	2	20	0	1	11	77	0.1
2nd Degree Murder	55	37	0	0	78	0	4	38	212	0.2
3rd Degree Murder	15	18	0	0	3	0	0	3	39	0.0
Other Murders	57	29	1	21	11	0	0	6	125	0.1
Manslaughter	107	45	0	70	16	1	5	14	258	0.3
DUI Manslaughter	61	35	0	18	1	0	1	3	119	0.1
Sub-Total	321	181	1	111	129	1	11	75	830	0.8
SEXUAL OFFENSES										
Capital Sex Battery	145	44	17	0	4	0	1	0	211	0.2
Life Sex Battery	57	23	1	0	7	0	2	0	90	0.1
1st Degree Sex Battery	281	161	20	0	38	0	6	0	506	0.5
Other Sex Battery	99	24	2	0	22	2	0	0	149	0.1
Lewd, Lascivious Behavior	977	488	78	0	19	8	9	0	1,579	1.5
Sub-Total	1,559	740	118	0	90	10	18	0	2,535	2.5
ROBBERY										
Robbery w/ Weapon	407	248	0	381	114	1	47	118	1,316	1.3
Robbery w/o Weapon	882	433	10	648	58	0	143	98	2,272	2.2
Sub-Total	1,289	681	10	1,029	172	1	190	216	3,588	3.5
VIOLENT PERSONAL OFFENSES										
Aggravated Assault	1,965	459	159	171	20	95	63	29	2,961	2.9
Aggravated Battery	1,854	793	72	352	26	66	114	73	3,350	3.3
Assault and Battery	1,381	384	146	0	1	25	128	58	2,123	2.1
Other Battery	628	73	33	24	7	165	6	3	939	0.9
Resisting Arrest with Violence	903	226	53	108	4	29	55	20	1,398	1.4
Kidnapping	165	65	5	44	12	3	3	11	308	0.3
Arson	90	35	5	41	2	0	0	3	176	0.2
Abuse of Children	237	67	25	17	5	8	0	7	366	0.4
Other Violent	60	16	8	7	0	0	2	0	93	0.1
Sub-Total	7,283	2,118	506	764	77	391	371	204	11,714	11.5
BURGLARY										
Burglary of Structure	4,469	1,276	622	1,410	87	40	39	149	8,092	7.9
Burglary of Dwelling	1,773	608	16	1,517	56	4	31	151	4,156	4.1
Armed Burglary	211	136	3	154	9	1	7	39	560	0.5
Burglary w/ Assault	237	105	11	68	10	1	5	35	472	0.5
Other Burglary	733	146	133	46	17	109	3	5	1,192	1.2
Sub-Total	7,423	2,271	785	3,195	179	155	85	379	14,472	14.2

PRIMARY OFFENSE
(SUPERVISED ADMISSIONS FOR FY 1991-92)

CATEGORY	FELONY PROBATION	COMMUNITY CONTROL	PRE-TRIAL INTERVENTION	CONTROL RELEASE	PAROLE	MISDEMEANOR PROBATION	CONDITIONAL RELEASE	OTHER	TOTAL	PERCENT
THEFT, FORGERY, FRAUD										
Grand Theft	5,920	1,332	1,199	750	74	69	14	72	9,430	9.2
Grand Theft, Automobile	1,301	342	174	721	25	4	10	66	2,643	2.6
Petit Theft, 3rd Conviction	415	144	86	142	7	57	3	10	864	0.8
Stolen Property	1,379	598	65	660	22	9	6	52	2,791	2.7
Forgery, Uttering and Counterfeiting	2,067	480	548	345	33	21	3	24	3,521	3.4
Worthless Checks	1,547	237	361	96	8	22	0	2	2,273	2.2
Fraudulent Practices	2,175	338	664	269	29	72	12	17	3,576	3.5
Sub-Total	14,804	3,471	3,097	2,983	198	254	48	243	25,098	24.6
DRUGS										
Sale or Purchase	5,283	2,118	140	2,944	128	27	85	215	10,940	10.7
Trafficking	463	144	3	243	52	0	4	390	1,299	1.3
Possession	11,832	3,209	753	1,849	191	278	68	164	18,344	18.0
Sub-Total	17,578	5,471	896	5,036	371	305	157	769	30,583	29.9
WEAPONS, ESCAPE										
Escape	173	73	0	214	14	2	12	32	520	0.5
Carry Concealed Firearm	1,327	221	265	68	8	35	5	7	1,936	1.9
Possess Firearm or Any Weapon	380	222	7	270	7	9	18	43	956	0.9
Shoot into Dwelling or Vehicle	289	112	20	68	1	3	3	14	510	0.5
Other Weapons Offenses	327	86	21	33	4	36	0	5	512	0.5
Sub-Total	2,496	714	313	653	34	85	38	101	4,434	4.3
OTHER OFFENSES										
Failure to stop After Accident	345	85	27	46	1	9	0	11	524	0.5
DUI, 4th Conviction	311	95	1	79	16	12	2	6	522	0.5
Cause Injury while DUI	203	65	1	19	7	2	2	1	300	0.3
Racketeering	89	16	0	27	2	0	0	5	139	0.1
Criminal Procedure Violations	354	78	30	67	3	50	4	18	604	0.6
Other Arson	216	69	19	40	4	6	0	5	359	0.4
Kidnapping, Custody Offenses	59	5	8	0	0	1	0	0	73	0.1
Traffic Offenses-Other	132	17	6	7	8	25	0	7	202	0.2
Criminal Solicitation of Child	79	26	0	0	0	0	0	0	105	0.1
Stores Hazardous Waste	47	14	15	0	0	3	0	0	79	0.1
Other Offenses	5,128	383	228	85	52	73	2	31	5,982	5.9
Sub-Total	6,963	853	335	370	93	181	10	84	8,889	8.7
Data Unavailable	1,069	141	94	0	37	46	0	0	1,387	
TOTAL	60,785	16,641	6,155	14,141	1,380	1,429	928	2,071	103,530	100.0

SENTENCE LENGTH
(SUPERVISED ADMISSIONS FOR FY 1991-92)

CATEGORY	FELONY PROBATION	COMMUNITY CONTROL	PRE-TRIAL INTERVENTION	CONTROL RELEASE	PAROLE	MISDEMEANOR PROBATION	CONDITIONAL RELEASE	OTHER	TOTAL	PERCENT	CUM. PCT.
1 Year or Less	13,478	2,564	4,377	10,251	165	1,224	319	1,931	34,309	34.7	34.7
GT 1, LE 2 Yrs	20,166	7,924	1,537	1,434	240	121	351	27	31,800	32.2	66.9
GT 2, LE 3 Yrs	11,700	1,891	144	910	211	35	113	16	15,020	15.2	82.1
GT 3, LE 4 Yrs	2,447	1,177	10	509	129	7	50	3	4,332	4.4	86.5
GT 4, LE 5 Yrs	6,058	1,482	25	459	96	4	22	16	8,162	8.3	94.8
GT 5, LE 6 Yrs	492	252	3	135	54	3	2	9	950	1.0	95.8
GT 6, LE 7 Yrs	279	353	0	80	46	0	2	3	763	0.8	96.6
GT 7, LE 8 Yrs	188	63	0	63	33	1	1	1	350	0.4	97.0
GT 8, LE 9 Yrs	79	35	0	49	37	0	0	2	202	0.2	97.2
GT 9, LE 10 Yrs	1,041	194	0	74	38	0	0	13	1,360	1.4	98.6
GT 10, LE 12 Yrs	114	213	0	41	26	0	0	4	398	0.4	99.0
GT 12, LE 15 Yrs	349	112	0	43	35	0	0	9	548	0.6	99.6
GT 15, LE 20 Yrs	111	51	0	12	23	0	1	2	200	0.2	99.8
GT 20, LE 30 Yrs	76	33	0	7	22	0	0	2	140	0.1	99.9
GT 30, LE 40 Yrs	9	5	0	3	11	0	0	0	28	0.0	99.9
GT 40, LE 50 Yrs	7	1	0	0	4	0	0	0	12	0.0	99.9
Over 50 Years	18	3	1	1	23	0	0	1	47	0.0	99.9
Life	26	9	0	2	94	0	0	1	132	0.1	100.0
Data Unavailable	4,147	279	58	68	93	34	67	31	4,777		
TOTAL	60,785	16,641	6,155	14,141	1,380	1,429	928	2,071	103,530	100.0	
AVERAGE*	2.7	2.9	1.0	1.3	9.1	1.0	1.5	0.6	2.4		
MEDIAN*	2.0	2.0	1.0	0.5	3.0	1.0	1.2	0.2	2.0		
MODE*	GT 1, LE 2	GT 1, LE 2	LE 1	LE 1	GT 1, LE 2	LE 1	GT 1, LE 2	LE 1	LE 1		

*Excludes Life sentences.

AGE AT ADMISSION
(SUPERVISED ADMISSIONS FOR FY 1991-92)

CATEGORY	FELONY PROBATION	COMMUNITY CONTROL	PRE-TRIAL INTERVENTION	CONTROL RELEASE	PAROLE	MISDEMEANOR PROBATION	CONDITIONAL RELEASE	OTHER	TOTAL	PERCENT	CUM. PCT.
16 and Below	244	151	5	29	1	2	1	2	435	0.4	0.4
17	607	394	25	138	3	8	0	7	1,182	1.1	1.5
18	2,733	734	563	322	10	68	1	22	4,453	4.3	5.8
19	3,385	904	657	516	13	98	5	50	5,628	5.4	11.2
20	3,240	908	585	675	31	72	15	61	5,587	5.4	16.6
21	3,091	881	439	650	29	90	29	70	5,279	5.1	21.7
22	2,837	757	293	692	35	57	29	88	4,788	4.6	26.3
23	2,622	736	243	691	60	73	25	77	4,527	4.4	30.7
24	2,599	660	214	640	52	49	52	80	4,346	4.2	34.9
25 to 29	12,427	3,581	977	3,467	317	271	265	510	21,815	21.1	56.0
30 to 34	10,623	3,031	705	2,983	301	240	252	451	18,586	18.0	74.0
35 to 39	7,375	1,957	503	1,872	202	180	146	329	12,564	12.1	86.1
40 to 44	4,164	1,005	391	860	144	96	63	174	6,897	6.7	92.8
45 to 49	2,187	442	229	343	77	54	25	77	3,434	3.3	96.1
50 to 54	1,161	225	126	158	40	25	10	41	1,786	1.7	97.8
55 to 59	669	102	85	50	32	24	7	14	983	0.9	98.7
60 to 64	412	67	49	32	19	12	1	11	603	0.6	99.3
65 to 69	231	55	45	19	9	5	1	7	372	0.4	99.7
70 and Over	156	45	18	4	5	2	1	0	231	0.2	100.0
Data Unavailable	22	6	3	0	0	3	0	0	34		
TOTAL	60,785	16,641	6,155	14,141	1,380	1,429	928	2,071	103,530	100.0	
AVERAGE	30.6	29.7	29.1	29.9	34.2	32.4	31.8	31.9	30.4		
MEDIAN	28.6	28.1	25.2	28.9	32.3	28.6	30.7	30.6	28.6		
MODE	25-29	25-29	25-29	25-29	25-29	25-29	25-29	25-29	25-29		

FELONY CLASSIFICATION
(SUPERVISED ADMISSIONS FOR FY 1991-92)

CATEGORY	FELONY PROBATION	COMMUNITY CONTROL	PRE-TRIAL INTERVENTION	CONTROL RELEASE	PAROLE	MISDEMEANOR PROBATION	CONDITIONAL RELEASE	OTHER	TOTAL	PERCENT
Capital Felony	15	14	0	0	5	0	0	1	35	0.0
Life Felony	124	50	0	121	22	0	15	68	400	0.4
First Degree	2,102	903	44	902	256	6	60	602	4,875	5.0
Second Degree	13,052	5,915	226	6,856	378	18	427	735	27,607	28.1
Third Degree	38,102	9,342	5,638	6,142	522	77	419	621	60,863	62.0
Redefined Misdemeanor	2,324	72	30	0	15	1,222	0	1	3,664	3.7
Misdemeanor	535	64	4	69	2	46	3	5	728	0.7
Data Unavailable	4,531	281	213	51	180	60	4	38	5,358	
TOTAL	60,785	16,641	6,155	14,141	1,380	1,429	928	2,071	103,530	100.0

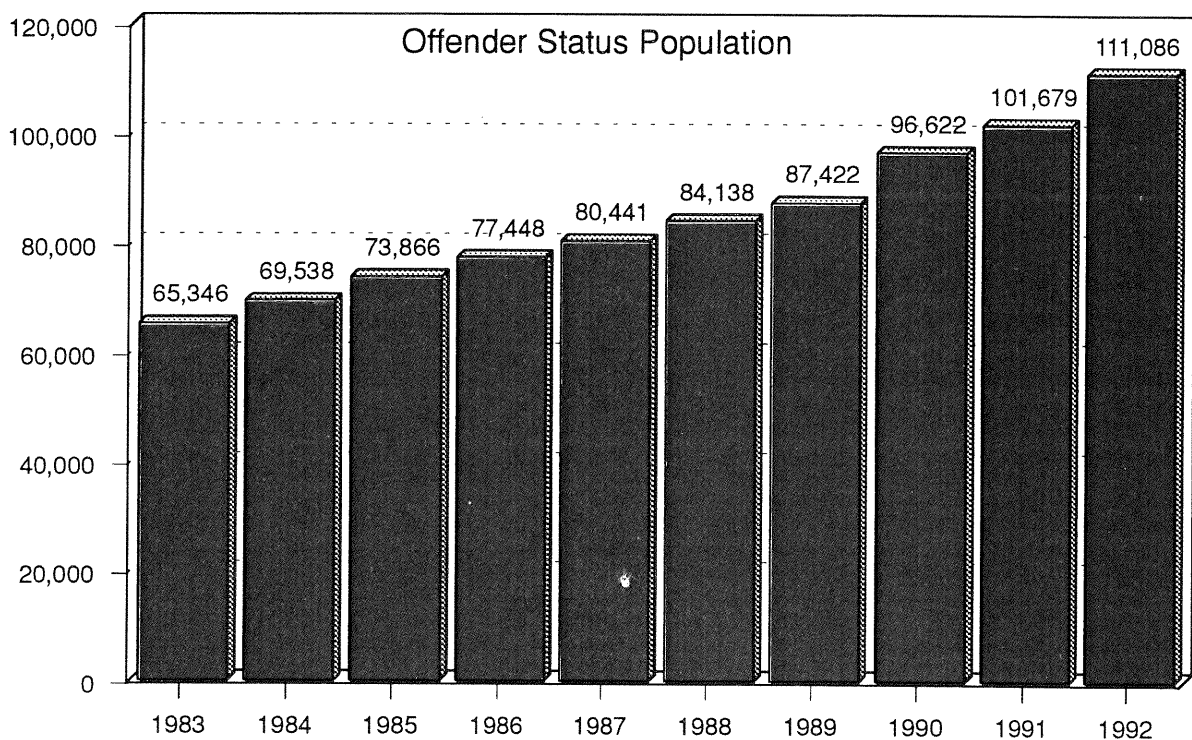
PRIOR PRISON COMMITMENTS
(SUPERVISED ADMISSIONS FOR FY 1991-92)

CATEGORY	FELONY PROBATION	COMMUNITY CONTROL	PRE-TRIAL INTERVENTION	CONTROL RELEASE	PAROLE	MISDEMEANOR PROBATION	CONDITIONAL RELEASE	OTHER	TOTAL	PERCENT
None	48,788	12,628	6,093	6,310	1,209	1,267	87	972	77,354	77.8
1	5,581	2,482	10	3,986	95	76	410	437	13,077	13.1
2	1,604	893	0	2,240	28	32	241	325	5,363	5.4
3	674	295	0	979	5	15	115	160	2,243	2.3
4	256	104	0	404	4	4	48	95	915	0.9
5	101	37	0	149	2	2	20	39	350	0.4
6	33	15	0	54	0	0	5	13	120	0.1
7	11	5	0	12	0	0	1	5	34	0.0
8	4	1	0	5	0	0	1	4	15	0.0
9	0	0	0	2	0	0	0	0	2	0.0
10 or More	2	1	0	0	0	0	0	1	4	0.0
Data Unavailable	3,731	180	52	0	37	33	0	20	4,053	
TOTAL	60,785	16,641	6,155	14,141	1,380	1,429	928	2,071	103,530	100.0

Community Supervision Population

This section details the characteristics of offenders under community supervision. As of June 30, 1992, there were 111,086 offenders under community supervision in Florida, which includes those on probation, parole, community control, pre-trial intervention, control release or conditional release.

ACTUAL CASELOAD UNDER COMMUNITY SUPERVISION (6/30/83 - 6/30/92)



CASE ORIGIN
(SUPERVISED POPULATION ON JUNE 30, 1992)

CATEGORY	FELONY PROBATION	COMMUNITY CONTROL	PRE-TRIAL INTERVENTION	CONTROL RELEASE	PAROLE	MISDEMEANOR PROBATION	CONDITIONAL RELEASE	OTHER	TOTAL	PERCENT
Out of State	3,586	9	7	0	1,304	34	0	1	4,941	4.5
Florida	77,145	12,993	4,891	6,538	1,164	1,028	621	383	104,763	95.5
Data Unavailable	1,158	57	19	1	128	15	2	2	1,382	0.0
TOTAL	81,889	13,059	4,917	6,539	2,596	1,077	623	386	111,086	100.0

RACE/GENDER
(SUPERVISED POPULATION ON JUNE 30, 1992)

CATEGORY	FELONY PROBATION	COMMUNITY CONTROL	PRE-TRIAL INTERVENTION	CONTROL RELEASE	PAROLE	MISDEMEANOR PROBATION	CONDITIONAL RELEASE	OTHER	TOTAL	PERCENT
White Male	43,674	6,717	2,648	2,211	1,440	570	164	154	57,578	51.9
White Female	9,546	1,168	1,188	269	117	123	7	16	12,434	11.2
Black Male	20,523	3,894	559	3,493	826	274	415	184	30,168	27.2
Black Female	6,815	1,154	474	477	76	89	31	21	9,137	8.2
Other Male	1,159	116	32	88	124	18	6	11	1,554	1.4
Other Female	133	9	14	0	10	3	0	0	169	0.2
Data Unavailable	39	1	2	1	3	0	0	0	46	0.0
TOTAL	81,889	13,059	4,917	6,539	2,596	1,077	623	386	111,086	100.0

RISK CLASSIFICATION
(SUPERVISED POPULATION ON JUNE 30, 1992)

CATEGORY	FELONY PROBATION	COMMUNITY CONTROL	PRE-TRIAL INTERVENTION	CONTROL RELEASE	PAROLE	MISDEMEANOR PROBATION	CONDITIONAL RELEASE	OTHER	TOTAL	PERCENT
Maximum	17,557	13,059	1,399	3,161	375	386	268	213	36,418	33.6
Medium	22,994	0	1,471	2,330	635	453	252	67	28,202	26.0
Minimum	39,527	0	2,045	95	1,555	231	101	103	43,657	40.3
Data Unavailable	1,811	0	2	953	31	7	2	3	2,809	0.0
TOTAL	81,889	13,059	4,917	6,539	2,596	1,077	623	386	111,086	100.0

COUNTY OF SUPERVISION
(SUPERVISED POPULATION ON JUNE 30, 1992)

COUNTY	FELONY PROBATION	COMMUNITY CONTROL	PRE-TRIAL INTERVENTION	CONTROL RELEASE	PAROLE	MISDEMEANOR PROBATION	CONDITIONAL RELEASE	OTHER	TOTAL	PERCENT
Alachua	1,229	206	122	91	47	93	13	4	1,805	1.6
Baker	92	26	3	2	0	1	1	0	125	0.1
Bay	1,429	253	95	62	40	6	2	2	1,889	1.7
Bradford	145	28	26	14	6	2	2	1	224	0.2
Brevard	2,175	353	115	127	60	37	9	5	2,881	2.6
Broward	8,591	1,257	110	963	247	3	85	36	11,292	10.2
Calhoun	87	20	3	1	1	0	2	0	114	0.1
Charlotte	443	56	11	11	8	2	3	0	534	0.5
Citrus	539	85	0	4	11	2	0	0	641	0.6
Clay	335	49	94	40	15	1	1	0	535	0.5
Collier	1,110	98	4	31	34	30	5	6	1,318	1.2
Columbia	524	90	17	27	15	22	1	2	698	0.6
Dade	8,965	1,122	286	698	485	4	87	50	11,697	10.5
DeSoto	211	51	1	26	9	0	0	0	298	0.3
Dixie	123	24	4	3	4	5	3	0	166	0.1
Duval	3,255	482	538	474	233	10	77	34	5,103	4.6
Escambia	2,465	506	264	102	34	7	11	11	3,400	3.1
Flagler	136	29	16	13	2	11	2	0	209	0.2
Franklin	57	1	2	2	0	3	1	1	67	0.1
Gadsden	602	70	3	35	10	75	5	1	801	0.7
Gilchrist	58	7	4	2	0	3	0	0	74	0.1
Glades	33	2	0	0	1	0	0	0	36	0.0
Gulf	87	37	8	6	6	0	0	0	144	0.1
Hamilton	106	19	2	8	1	2	1	0	139	0.1
Hardee	172	14	0	15	14	2	1	0	218	0.2
Hendry	169	15	0	9	6	0	1	0	200	0.2
Hernando	524	94	72	28	16	3	2	3	742	0.7
Highlands	323	53	0	27	27	19	0	2	451	0.4
Hillsborough	6,941	1,654	592	761	88	3	64	41	10,144	9.1
Holmes	116	17	9	3	4	2	0	1	152	0.1
Indian River	601	70	0	35	10	15	1	3	735	0.7
Jackson	283	61	15	15	10	7	3	0	394	0.4
Jefferson	122	0	1	5	2	0	1	0	131	0.1
Lafayette	15	9	0	0	0	2	0	0	26	0.0
Lake	873	158	66	74	26	0	6	2	1,205	1.1

COUNTY OF SUPERVISION
(SUPERVISED POPULATION ON JUNE 30, 1992)

COUNTY	FELONY PROBATION	COMMUNITY CONTROL	PRE-TRIAL INTERVENTION	CONTROL RELEASE	PAROLE	MISDEMEANOR PROBATION	CONDITIONAL RELEASE	OTHER	TOTAL	PERCENT
Lee	1,566	116	1	80	51	1	6	7	1,828	1.6
Leon	1,638	257	63	253	47	18	9	10	2,295	2.1
Levy	227	26	7	5	10	12	0	0	287	0.3
Liberty	50	2	0	2	1	2	0	0	57	0.1
Madison	167	41	0	12	5	1	0	0	226	0.2
Manatee	1,147	192	99	114	45	2	12	10	1,621	1.5
Marion	1,564	293	71	54	46	9	5	3	2,045	1.8
Martin	435	41	49	50	15	7	2	3	602	0.5
Monroe	626	145	78	35	9	31	4	4	932	0.8
Nassau	168	19	2	15	15	12	1	0	232	0.2
Okaloosa	752	159	50	34	29	145	0	4	1,173	1.1
Okeechobee	209	33	0	13	2	8	0	0	265	0.2
Orange	6,282	793	329	362	131	7	38	39	7,981	7.2
Osceola	581	86	117	44	32	8	5	2	875	0.8
Palm Beach	3,360	324	265	290	187	293	34	20	4,773	4.3
Pasco	1,517	276	69	46	52	0	6	2	1,968	1.8
Pinellas	5,893	1,368	434	674	123	5	60	43	8,600	7.7
Polk	2,927	400	90	248	93	3	7	13	3,781	3.4
Putnam	435	78	33	30	18	21	2	3	620	0.6
St. Johns	470	40	52	45	7	0	5	0	619	0.6
St. Lucie	1,338	135	58	86	44	29	4	2	1,696	1.5
Santa Rosa	545	77	0	20	7	12	1	1	663	0.6
Sarasota	1,139	190	155	0	13	8	0	0	1,505	1.4
Seminole	1,879	247	116	91	48	40	8	7	2,436	2.2
Sumter	255	51	72	14	3	2	1	0	398	0.4
Suwannee	252	35	4	7	1	13	1	0	313	0.3
Taylor	288	64	3	14	5	2	1	1	378	0.3
Union	56	5	2	1	1	1	0	0	66	0.1
Volusia	2,725	447	207	176	60	9	21	7	3,652	3.3
Wakulla	103	22	1	6	5	1	0	0	138	0.1
Walton	229	44	2	2	7	3	0	0	287	0.3
Washington	128	37	5	2	2	0	0	0	174	0.2
Data Unavailable	2	0	0	0	10	0	0	0	12	0.0
TOTAL	81,889	13,059	4,917	6,539	2,596	1,077	623	386	111,086	100.0

PRIMARY OFFENSES
(SUPERVISED POPULATION ON JUNE 30, 1992)

CATEGORY	FELONY PROBATION	COMMUNITY CONTROL	PRE-TRIAL INTERVENTION	CONTROL RELEASE	PAROLE	MISDEMEANOR PROBATION	CONDITIONAL RELEASE	OTHER	TOTAL	PERCENT
MURDER, MANSLAUGHTER										
Capital Murder	86	15	0	2	117	0	1	5	226	0.2
2nd Degree Murder	236	42	0	0	313	0	3	10	604	0.6
3rd Degree Murder	59	16	0	0	14	0	0	0	89	0.1
Other Murder Offenses	334	45	2	15	32	2	0	2	432	0.4
Manslaughter	389	70	0	41	58	1	4	2	565	0.5
DUI Manslaughter	88	47	0	14	2	0	1	2	154	0.1
Sub-Total	1,192	235	2	72	536	3	9	21	2,070	1.9
SEXUAL OFFENSES										
Capital Sexual Battery	327	50	37	0	6	0	1	0	421	0.4
Life Sexual Battery	150	29	1	0	20	0	2	0	202	0.2
1st Degree Sexual Battery	866	191	35	0	63	1	4	0	1,160	1.1
Other Sexual Battery Offenses	278	34	10	0	76	0	0	0	398	0.4
Lewd, Lascivious Behavior	3,090	597	102	0	30	10	6	0	3,835	3.5
Sub-Total	4,711	901	185	0	195	11	13	0	6,016	5.5
ROBBERY										
Robbery with Weapon	694	192	0	205	287	1	32	16	1,427	1.3
Robbery without Weapon	1,224	322	5	337	97	2	100	20	2,107	1.9
Sub-Total	1,918	514	5	542	384	3	132	36	3,534	3.2
VIOLENT PERSONAL OFFENSES										
Aggravated Assault	2,907	382	118	80	33	89	37	7	3,653	3.3
Aggravated Battery	2,947	667	52	194	36	47	74	10	4,027	3.7
Assault and Battery	1,768	283	113	1	4	18	77	13	2,277	2.1
Other Battery Offenses	665	62	26	10	13	124	4	1	905	0.8
Resisting Arrest with Violence	1,139	163	36	49	3	25	37	1	1,453	1.3
Kidnapping	286	57	5	26	24	2	2	4	406	0.4
Arson	187	31	2	20	2	1	0	2	245	0.2
Abuse of Children	521	84	18	4	6	8	0	1	642	0.6
Other Violent Offenses	80	13	6	5	0	0	2	0	106	0.1
Sub-Total	10,500	1,742	376	389	121	314	233	39	13,714	12.6
BURGLARY										
Burglary of Structure	5,556	945	416	629	118	31	23	22	7,740	7.1
Burglary of Dwelling	2,231	465	7	704	81	5	27	22	3,542	3.2
Armed Burglary	309	101	1	69	11	0	5	8	504	0.5
Burglary with Assault	390	92	9	35	20	3	4	7	560	0.5
Other Burglary Offenses	855	114	113	14	24	71	2	1	1,194	1.1
Sub-Total	9,341	1,717	546	1,451	254	110	61	60	13,540	12.4

PRIMARY OFFENSES
(SUPERVISED POPULATION ON JUNE 30, 1992)

CATEGORY	FELONY PROBATION	COMMUNITY CONTROL	PRE-TRIAL INTERVENTION	CONTROL RELEASE	PAROLE	MISDEMEANOR PROBATION	CONDITIONAL RELEASE	OTHER	TOTAL	PERCENT
THEFT, FORGERY, FRAUD										
Grand Theft	8,728	1,036	930	368	109	48	9	15	11,243	10.3
Grand Theft, Auto	1,254	195	120	304	19	6	8	7	1,913	1.8
3rd Petit Theft	593	113	80	56	7	35	1	2	887	0.8
Stolen Property	1,951	467	50	334	23	4	3	14	2,846	2.6
Forgery, Uttering, Counterfeiting.	2,708	385	397	172	48	15	1	4	3,730	3.4
Worthless Checks	1,997	224	306	58	9	25	0	3	2,622	2.4
Fraudulent Practices	3,481	291	642	106	43	53	9	2	4,627	4.2
Sub-Total	20,712	2,711	2,525	1,398	258	186	31	47	27,868	25.5
DRUGS										
Sale or Purchase	7,200	1,528	112	1,306	181	24	59	46	10,456	9.6
Trafficking	1,284	161	3	138	121	2	2	78	1,789	1.6
Possession	14,906	2,230	610	741	300	205	48	24	19,064	17.5
Sub-Total	23,390	3,919	725	2,185	602	231	109	148	31,309	28.7
WEAPONS, ESCAPE										
Escape	182	55	0	108	17	1	7	4	374	0.3
Concealed Firearm	1,667	153	181	22	8	26	3	1	2,061	1.9
Possess Firearm or any Weapon	503	188	5	138	12	9	12	7	874	0.8
Shoot into Dwelling or Vehicle	437	88	14	26	1	3	3	3	575	0.5
Other Weapons	434	69	17	14	10	28	0	3	575	0.5
Sub-Total	3,223	553	217	308	48	67	25	18	4,459	4.1
OTHER OFFENSES										
Failure to stop After Accident	698	75	19	29	2	7	0	3	833	0.8
DUI, 4th Conviction	439	102	1	52	11	14	2	1	622	0.6
DUI with Injury	549	80	0	10	7	3	2	1	652	0.6
Racketeering	201	16	0	14	1	1	0	1	234	0.2
Criminal Procedure Violations	456	55	20	24	5	38	3	6	607	0.6
Other Arson	376	66	8	24	13	5	0	1	493	0.5
Kidnapping/ Custody	72	6	7	0	1	0	0	0	86	0.1
Traffic - Other	178	13	7	4	6	17	0	1	226	0.2
Criminal Soliciting of Child	91	26	0	0	0	0	0	0	117	0.1
Hazardous Waste	52	7	12	0	0	1	0	0	72	0.1
Other Offenses	2,173	182	169	37	67	33	2	3	2,666	2.4
Sub-Total	5,285	628	243	194	113	119	9	17	6,608	6.1
Data Unavailable	1,617	139	93	0	85	33	1	0	1,968	
TOTAL	81,889	13,059	4,917	6,539	2,596	1,077	623	386	111,086	100.0

SENTENCE LENGTH
(SUPERVISED POPULATION ON JUNE 30, 1992)

CATEGORY	FELONY PROBATION	COMMUNITY CONTROL	PRE-TRIAL INTERVENTION	CONTROL RELEASE	PAROLE	MISDEMEANOR PROBATION	CONDITIONAL RELEASE	OTHER	TOTAL	PERCENT	CUM. PCT.
1 Year or Less	9,193	1,331	3,010	4,167	105	814	149	354	19,123	17.3	17.3
GT 1, LE 2 Yrs	23,054	5,714	1,596	900	263	143	271	12	31,953	29.0	46.3
GT 2, LE 3 Yrs	18,187	1,529	206	551	296	48	96	2	20,915	19.0	65.3
GT 3, LE 4 Yrs	5,470	1,092	36	359	192	20	41	4	7,214	6.5	71.8
GT 4, LE 5 Yrs	14,182	1,446	45	236	179	17	18	2	16,125	14.6	86.4
GT 5, LE 6 Yrs	1,741	339	4	96	103	9	2	2	2,296	2.1	88.5
GT 6, LE 7 Yrs	1,250	441	1	67	99	2	2	0	1,862	1.7	90.2
GT 7, LE 8 Yrs	765	96	0	42	88	3	0	0	994	0.9	91.1
GT 8, LE 9 Yrs	356	60	0	35	88	0	0	0	539	0.5	91.6
GT 9, LE 10 Yrs	3,496	273	0	18	114	7	0	4	3,912	3.5	95.1
GT 10, LE 12 Yrs	901	257	0	20	143	3	0	1	1,325	1.2	96.3
GT 12, LE 15 Yrs	1,623	162	0	24	139	4	0	0	1,952	1.8	98.1
GT 15, LE 20 Yrs	482	93	0	7	106	0	1	0	689	0.6	98.7
GT 20, LE 30 Yrs	311	43	0	4	100	1	0	1	460	0.4	99.1
GT 30, LE 40 Yrs	54	10	0	1	28	1	0	0	94	0.1	99.2
GT 40, LE 50 Yrs	25	3	0	0	17	0	0	0	45	0.0	99.2
Over 50 Years	85	3	1	0	119	0	0	1	209	0.2	99.4
Life	181	11	0	1	385	0	0	0	578	0.5	100.0
Data Unavailable	533	156	18	11	32	5	43	3	801		
TOTAL	81,889	13,059	4,917	6,539	2,596	1,077	623	386	111,086	100.0	
AVERAGE*	3.9	3.6	1.2	1.6	12.2	1.5	1.7	0.7	3.7		
MEDIAN*	3.0	2.0	1.0	1.0	5.5	1.0	1.4	0.2	2.5		
MODE*	GT 1, LE 2	GT 1, LE 2	LE 1	LE 1	GT 2, LE 3	LE 1	GT 1, LE 2	LE 1	GT 1, LE 2		

*Excludes Life sentences.

CURRENT AGE
(SUPERVISED POPULATION ON JUNE 30, 1992)

CATEGORY	FELONY PROBATION	COMMUNITY CONTROL	PRE-TRIAL INTERVENTION	CONTROL RELEASE	PAROLE	MISDEMEANOR PROBATION	CONDITIONAL RELEASE	OTHER	TOTAL	PERCENT	CUM. PCT.
16 and Below	68	38	1	9	0	0	0	0	116	0.1	0.1
17	321	161	15	40	0	3	1	1	542	0.5	0.6
18	1,305	297	193	106	5	27	0	7	1,940	1.7	2.3
19	2,993	538	476	231	10	61	0	6	4,315	3.9	6.2
20	3,762	676	478	281	23	60	6	8	5,294	4.8	11.0
21	3,897	697	340	309	27	68	20	10	5,368	4.8	13.8
22	3,616	572	257	304	34	44	13	12	4,852	4.4	20.2
23	3,293	583	205	304	55	45	23	23	4,531	4.1	24.3
24	3,317	534	168	309	46	43	37	17	4,471	4.0	28.3
25 to 29	16,190	2,741	824	1,550	410	216	154	78	22,163	20.0	48.3
30 to 34	15,072	2,496	633	1,403	511	198	175	89	20,577	18.5	66.8
35 to 39	11,231	1,757	483	895	465	141	107	62	15,141	13.6	80.4
40 to 44	6,966	928	366	441	400	71	47	44	9,263	8.3	88.7
45 to 49	4,069	448	181	182	227	47	23	18	5,195	4.7	93.4
50 to 54	2,314	242	120	104	148	20	7	7	2,962	2.7	96.1
55 to 59	1,412	134	76	35	122	17	6	3	1,805	1.6	97.7
60 to 64	962	91	51	21	53	9	2	1	1,190	1.1	98.8
65 to 69	570	64	30	13	37	3	1	0	718	0.6	99.4
70 and Over	484	60	17	2	22	1	1	0	587	0.5	100.0
Data Unavailable	47	2	3	0	1	3	0	0	56		
TOTAL	81,889	13,059	4,917	6,539	2,596	1,077	623	386	111,086	100.0	
AVERAGE	32.1	30.5	29.5	30.0	38.0	30.5	32.0	32.0	31.8		
MEDIAN	30.0	29.0	26.0	29.0	36.0	29.0	31.0	31.0	30.0		
MODE	25-29	25-29	25-29	25-29	30-34	25-29	30-34	30-34	25-29		

PRIOR PRISON COMMITMENTS
(SUPERVISED POPULATION ON JUNE 30, 1992)

CATEGORY	FELONY PROBATION	COMMUNITY CONTROL	PRE-TRIAL INTERVENTION	CONTROL RELEASE	PAROLE	MISDEMEANOR PROBATION	CONDITIONAL RELEASE	OTHER	TOTAL	PERCENT
None	71,713	10,584	4,890	2,908	2,326	982	72	228	93,703	85.1
1	6,422	1,613	7	1,813	161	56	272	56	10,400	9.5
2	1,797	521	0	1,006	44	17	166	53	3,604	3.3
3	693	193	0	486	10	9	62	19	1,472	1.3
4	234	66	0	208	5	1	31	17	562	0.5
5	80	19	1	78	2	2	15	9	206	0.2
6	28	5	0	28	1	0	4	0	66	0.1
7	8	3	0	8	2	0	1	1	23	0.0
8	2	1	0	1	0	0	0	1	5	0.0
9	1	0	0	2	0	0	0	0	3	0.0
10 or More	1	1	0	0	0	0	0	0	2	0.0
Data Unavailable	910	53	19	1	45	10	0	2	1,040	
TOTAL	81,889	13,059	4,917	6,539	2,596	1,077	623	386	111,086	100.0

FELONY CLASSIFICATION
(SUPERVISED POPULATION ON JUNE 30, 1992)

CATEGORY	FELONY PROBATION	COMMUNITY CONTROL	PRE-TRIAL INTERVENTION	CONTROL RELEASE	PAROLE	MISDEMEANOR PROBATION	CONDITIONAL RELEASE	OTHER	TOTAL	PERCENT
Capital Felony	60	10	0	0	14	0	0	0	84	0.1
Life Felony	242	43	0	61	87	0	10	13	456	0.4
First Degree	4,500	840	69	503	524	7	45	120	6,608	6.1
Second Degree	21,654	4,864	217	3,248	602	25	289	136	31,035	28.5
Third Degree	51,543	7,095	4,468	2,668	702	111	272	108	66,967	61.6
Redefined Misdemeanor	2,044	54	23	0	18	876	0	2	3,017	2.8
Misdemeanor	476	46	3	20	2	22	1	0	570	0.5
Data Unavailable	1,370	107	137	39	647	36	6	7	2,349	
TOTAL	81,889	13,059	4,917	6,539	2,596	1,077	623	386	111,086	100.0

Community Supervision Releases

This section details the characteristics of offenders who were under community supervision and have been released. Release categories include early and normal termination, court action, technical, felony and misdemeanor revocation, return to other states and others.

SUPERVISION TYPE (SUPERVISED RELEASES FOR FY 1991-92)

CATEGORY	NORMAL TERMINATION	EARLY TERMINATION	COURT ACTION	RETURN TO OTHER STATE	TECHNICAL REVOCATION	MISDEMEANOR REVOCATION	FELONY REVOCATION	OTHER	TOTAL	PERCENT
Felony Probation	15,450	6,943	5,767	1,529	14,287	2,468	7,796	633	54,873	65.0
Misdemeanor Probation	524	106	131	12	205	57	117	6	1,158	1.4
Parole-State	268	108	35	434	26	7	42	47	967	1.1
Parole-County	0	1	0	1	1	1	0	1	5	0.0
Conditional Pardon	2	0	0	0	1	0	1	0	4	0.0
County Work Release	10	4	0	1	0	0	0	0	15	0.0
Pre-Trial Intervention	2,380	1,124	225	7	1,162	95	156	23	5,172	6.1
Community Control	1,237	487	708	2	6,576	587	1,784	111	11,492	13.6
Probation, Restitution Center	4	10	18	1	27	2	8	2	72	0.1
Community Control-Parole	1	0	0	0	3	0	0	0	4	0.0
Adm Probation	71	11	14	0	2	0	4	1	103	0.1
Community Release	530	23	2	0	17	0	4	3	579	0.7
Provisional Release	1,280	7	26	1	192	2	29	5	1,542	1.8
Conditional Release	123	5	15	0	120	21	67	10	361	0.4
Control Release	5,375	32	200	3	1,392	146	747	80	7,975	9.4
Drug Offender Probation	6	3	11	0	68	7	22	0	117	0.1
TOTAL	27,261	8,864	7,152	1,991	24,079	3,393	10,777	922	84,439	100.0

PRIMARY OFFENSES
(SUPERVISED RELEASES FOR FY 1991-92)

CATEGORY	NORMAL TERMINATION	EARLY TERMINATION	COURT ACTION	RETURN TO OTHER STATE	TECHNICAL REVOCATION	MISDEMEANOR REVOCATION	FELONY REVOCATION	OTHER	TOTAL	PERCENT
MURDER, MANSLAUGHTER										
Capital Murder	23	2	6	8	5	3	10	4	61	0.1
2nd Degree Murder	69	14	10	11	29	6	19	8	166	0.2
3rd Degree Murder	14	1	2	0	4	2	3	1	27	0.0
Other Murder Offenses	77	25	11	12	18	8	9	2	162	0.2
Manslaughter	82	12	11	17	31	6	20	12	191	0.2
DUI Manslaughter	7	1	1	1	9	3	1	1	24	0.0
Sub-Total	272	55	41	49	96	28	62	28	631	0.8
SEXUAL OFFENSES										
Capital Sexual Battery	14	4	3	2	47	4	9	3	86	0.1
Life Sexual Battery	11	5	2	2	18	5	7	1	51	0.1
1st Degree Sexual Battery	90	26	20	30	89	16	31	7	309	0.4
Other Sexual Battery Offenses	60	19	6	13	21	6	7	3	135	0.2
Lewd, Lascivious Behavior	404	109	66	20	293	44	87	42	1,065	1.3
Sub-Total	579	163	97	67	468	75	141	56	1,646	2.0
ROBBERY										
Robbery with Weapon	337	54	53	36	215	31	166	11	903	1.1
Robbery without Weapon	531	74	103	41	523	76	324	33	1,705	2.1
Sub-Total	868	128	156	77	738	107	490	44	2,608	3.2
VIOLENT PERSONAL OFFENSES										
Aggravated Assault	1,011	333	222	43	574	116	239	36	2,574	3.1
Aggravated Battery	846	237	222	29	693	122	308	31	2,488	3.0
Assault and Battery	679	259	147	6	476	122	200	18	1,907	2.3
Other Battery Offenses	307	70	98	14	149	33	49	10	730	0.9
Resisting Arrest with Violence	482	140	110	4	393	75	156	16	1,376	1.7
Kidnapping	34	9	5	2	26	3	13	4	96	0.1
Arson	33	7	6	2	32	8	21	5	114	0.1
Abuse of Children	148	37	34	6	58	8	14	6	311	0.4
Other Violent Offenses	25	11	5	2	14	3	5	1	66	0.1
Sub-Total	3,565	1,103	849	108	2,415	490	1,005	127	9,662	11.7
BURGLARY										
Burglary of Structure	1,919	560	521	165	2,126	319	1,122	72	6,804	8.2
Burglary of Dwelling	847	146	150	45	954	140	581	24	2,887	3.5
Armed Burglary	109	16	9	5	112	16	80	4	351	0.4
Burglary with Assault	99	29	13	9	110	17	60	3	340	0.4
Other Burglary Offenses	364	130	154	39	244	60	119	6	1,116	1.3
Sub-Total	3,338	881	847	263	3,546	552	1,962	109	11,498	13.9

PRIMARY OFFENSES
(SUPERVISED RELEASES FOR FY 1991-92)

CATEGORY	NORMAL TERMINATION	EARLY TERMINATION	COURT ACTION	RETURN TO OTHER STATE	TECHNICAL REVOCATION	MISDEMEANOR REVOCATION	FELONY REVOCATION	OTHER	TOTAL	PERCENT
THEFT, FORGERY, FRAUD										
Grand Theft	2,302	1,046	657	175	2,319	291	870	87	7,747	9.4
Grand Theft - Auto	507	99	146	58	711	89	409	18	2,037	2.5
3rd Petit Theft	290	98	80	14	285	42	110	3	922	1.1
Stolen Property	602	174	176	29	643	113	335	20	2,092	2.5
Forgery, Uttering, Counterfeiting	906	321	273	74	963	113	291	21	2,962	3.6
Worthless Checks	568	313	341	13	466	46	127	19	1,893	2.3
Fraudulent Practices	1,013	428	386	69	734	87	257	12	2,986	3.6
Sub-Total	6,188	2,479	2,059	432	6,121	781	2,399	180	20,639	24.9
DRUGS										
Sale or Purchase	2,801	603	612	138	2,734	285	1,266	81	8,520	10.3
Trafficking	561	127	61	21	131	17	63	16	997	1.2
Possession	5,146	1,943	1,364	338	5,401	653	2,255	146	17,246	20.8
Sub-Total	8,508	2,673	2,037	497	8,266	955	3,584	243	26,763	32.3
WEAPONS, ESCAPE										
Escape	119	15	38	8	139	22	73	6	420	0.5
Concealed Firearm	811	269	195	18	381	58	172	16	1,920	2.3
Possess Firearm or Any Weapon	314	51	53	9	180	29	109	3	748	0.9
Shoot Into Dwelling/Vehicle	155	53	30	0	119	17	53	9	436	0.5
Other	161	40	45	7	97	24	30	4	408	0.5
Sub-Total	1,560	428	361	42	916	150	437	38	3,932	4.8
OTHER NON-VIOLENT										
Failure to Stop After Accident	190	84	45	4	109	24	32	6	494	0.6
DUI, 4th Conviction	105	23	15	32	51	17	13	6	262	0.3
DUI with Injury	82	45	18	15	58	18	17	5	258	0.3
Racketeer	29	30	5	0	10	1	6	1	82	0.1
Criminal Procedure Violations	235	91	44	9	158	25	61	3	626	0.8
Other Arson	107	50	38	13	86	10	33	3	340	0.4
Kidnapping/Custody Offenses	53	28	5	4	41	10	12	3	156	0.2
Other Offenses	989	382	353	270	653	95	378	56	3,176	3.8
Sub-Total	1,790	733	523	347	1,166	200	552	83	5,394	6.5
Data Unavail.	593	221	182	109	347	55	145	14	1,666	
TOTAL	27,261	8,864	7,152	1,991	24,079	3,393	10,777	922	84,439	100.0

SENTENCE LENGTH
(SUPERVISED RELEASES FOR FY 1991-92)

CATEGORY	NORMAL TERMINATION	EARLY TERMINATION	COURT ACTION	RETURN TO OTHER STATE	TECHNICAL REVOCAION	MISDEMEANOR REVOCAION	FELONY REVOCAION	OTHER	TOTAL	PERCENT
1 Year orLess	15,571	1,877	2,410	118	5,958	742	2,522	183	29,381	35.1
GT 1, LE2 Yrs	6,842	3,281	2,237	322	9,579	1,253	3,807	254	27,575	33.0
GT 2, LE3 Yrs	2,631	1,648	1,038	382	4,055	667	2,001	144	12,566	15.0
GT 3, LE4 Yrs	618	368	282	219	1,061	188	578	49	3,363	4.0
GT 4, LE5 Yrs	1,142	1,140	694	372	2,281	359	1,155	132	7,275	8.7
GT 5, LE6 Yrs	123	77	60	74	192	28	112	17	683	0.8
GT 6, LE7 Yrs	78	54	57	49	166	28	86	10	528	0.6
GT 7, LE8 Yrs	36	31	33	47	55	13	43	7	265	0.3
GT 8, LE9 Yrs	9	21	10	18	39	3	17	4	121	0.1
GT 9, LE10 Yrs	91	175	96	75	215	43	171	44	910	1.1
GT 10, LE12 Yrs	17	32	27	22	82	13	42	4	239	0.3
GT 12, LE15 Yrs	9	73	40	20	112	24	79	22	379	0.5
GT 15, LE20 Yrs	4	19	8	26	27	3	20	8	115	0.1
GT 20, LE30 Yrs	0	14	8	7	17	3	13	4	66	0.1
GT 30, LE40 Yrs	0	1	2	1	5	1	0	1	11	0.0
GT 40, LE50 Yrs	0	2	1	1	2	2	1	1	10	0.0
Over 50 Years	0	5	2	7	12	1	5	5	37	0.0
Life	0	14	2	16	14	1	11	7	65	0.1
Data Unavailable	90	32	145	215	207	21	114	26	850	
Total	27,261	8,864	7,152	1,991	24,079	3,393	10,777	922	84,439	100.0

AGE AT RELEASE
(SUPERVISED RELEASES FOR FY 1991-92)

CATEGORY	NORMAL TERMINATION	EARLY TERMINATION	COURT ACTION	RETURN TO OTHER STATE	TECHNICAL REVOCAION	MISDEMEANOR REVOCAION	FELONY REVOCAION	OTHER	TOTAL	PERCENT
16 and Below	8	1	3	0	20	0	13	0	45	0.1
17	14	5	11	0	83	4	60	0	177	0.2
18	88	21	29	9	262	21	210	5	645	0.8
19	428	116	132	47	801	106	524	14	2,168	2.6
20	979	337	239	58	1,149	199	736	29	3,726	4.4
21	1,242	429	307	92	1,257	206	749	36	4,318	5.1
22	1,308	401	329	93	1,188	202	634	31	4,186	5.0
23	1,252	376	256	102	1,134	150	576	25	3,871	4.6
24	1,161	365	273	109	1,139	162	548	29	3,786	4.5
25-29	5,987	1,672	1,454	471	5,475	828	2,501	152	18,540	22.0
30-34	5,535	1,659	1,457	361	5,102	651	1,975	152	16,892	20.0
35-39	3,971	1,218	1,164	264	3,486	462	1,229	147	11,941	14.1
40-44	2,354	837	645	195	1,699	225	571	92	6,618	7.8
45-49	1,293	579	388	101	694	92	263	59	3,469	4.1
50-54	697	318	196	37	321	40	105	32	1,746	2.1
55-59	386	195	113	26	127	23	39	28	937	1.1
60-64	243	135	71	12	65	9	19	31	585	0.7
65-69	162	106	45	6	46	7	17	20	409	0.5
70 and Over	144	84	34	8	22	5	6	40	343	0.4
Data Unavailable	9	10	6	0	9	1	2	0	37	
Total	27,261	8,864	7,152	1,991	24,079	3,393	10,777	922	84,439	100.0

RACE/GENDER
(SUPERVISED RELEASES FOR FY 1991-92)

CATEGORY	NORMAL TERMINATION	EARLY TERMINATION	COURT ACTION	RETURN TO OTHER STATE	TECHNICAL REVOCATION	MISDEMEANOR REVOCATION	FELONY REVOCATION	OTHER*	TOTAL	PERCENT
White Male	13,653	5,437	3,456	1,229	9,320	1,778	4,127	558	39,558	46.9
White Female	3,170	1,572	720	224	1,842	321	534	68	8,451	10.0
Black Male	7,973	1,228	2,252	370	10,198	1,036	5,217	257	28,531	33.8
Black Female	2,139	536	643	41	2,462	221	759	32	6,833	8.1
Other Male	273	67	73	111	244	33	138	7	946	1.1
Other Female	34	20	6	16	8	4	1	0	89	0.1
Data Unavailable	19	4	2	0	5	0	1	0	31	
Total	27,261	8,864	7,152	1,991	24,079	3,393	10,777	922	84,439	100.0

*Includes released to out of state, pardon board action, death and closed interest.

PRIOR SUPERVISION COUNT
(SUPERVISED RELEASES FY 1991-92)

CATEGORY	NORMAL TERMINATION	EARLY TERMINATION	COURT ACTION	RETURN TO OTHER STATE	TECHNICAL REVOCATION	MISDEMEANOR REVOCATION	FELONY REVOCATION	OTHER*	ROW TOTAL	PERCENT
No Prior Supervision	16,402	7,102	4,769	1,711	11,836	1,828	5,419	419	49,486	58.6
1	6,112	1,351	1,526	207	6,863	925	2,842	330	20,156	23.9
2	2,952	310	584	52	3,309	406	1,508	110	9,231	10.9
3	1,244	77	184	15	1,373	158	660	40	3,751	4.4
4	429	20	64	5	497	59	233	14	1,321	1.6
5	101	4	20	1	152	14	88	6	386	0.5
6	17	0	5	0	37	2	26	1	88	0.1
7	3	0	0	0	11	1	1	1	17	0.0
8+	1	0	0	0	1	0	0	1	3	0.0
Total	27,261	8,864	7,152	1,991	24,079	3,393	10,777	922	84,439	100.0

DEPARTMENT OF CORRECTIONS
SUMMARY OF SELECTIVE FINANCIAL DATA
 For the fiscal year ended June 30, 1992

Operating Funds

Expenditures by Budget Entity:

Office of the Secretary and Office of Management and Budget	\$ 17,129,493
Office of Programs	6,769,187
Health Services	142,738,854
Correctional Education School Authority	14,335,066
Office of Operations and Regional Administration	4,787,884
Major Institutions	522,777,589
Probation and Parole Services	131,596,261
Community Facilities and Road Prisons	62,134,465

Total Operating Funds \$902,268,799

Fixed Capital Outlay Funds

Expenditures by Project Classification:

To Provide Additional Capacity Through Expansion and New Construction	\$ 41,830,974
To Maintain Existing Facilities and Meet Requirements of Regulatory Agencies	7,876,226

Total Fixed Capital Outlay Funds \$ 49,707,200

Local Funds

Volume of Collection Activities:

Cost of Supervision Fees	\$ 20,409,668
Restitution and Court-Ordered Payments (Estimated)	25,754,370
Subsistence and Transportation Fees	3,212,545

Inmate Banking Activities:

Total Deposits	\$ 27,863,878
Total Disbursements	27,703,159
June 30, 1992 Total Assets	2,852,822

Inmate Welfare Fund Canteen Activity:

Merchandise Sales	\$21,045,306
Gross Profits From Sales	5,041,440
June 30, 1992 Retained Earnings	11,906,255

DEPARTMENT OF CORRECTIONS
SUMMARY OF COST PER INMATE DAY - RESIDENTIAL FACILITIES
 Fiscal Year 1991-92

<u>Residential Facility</u>	<u>Average Population</u>	<u>Total Per Diem</u>	<u>Operations</u>	<u>Health Services</u>	<u>Education Services</u>
		\$	\$	\$	\$
MAJOR INSTITUTIONS					
ADULT MALE:					
OKALOOSA	889	35.27	30.10	4.64	0.53
CALHOUN	764	36.97	29.66	5.87	1.45
HOLMES	750	35.06	28.10	5.53	1.42
LIBERTY	910	30.41	26.43	3.65	0.33
RIVER JUNCTION (1)	227	75.64	64.05	10.26	1.33
WALTON	876	31.78	27.30	4.23	0.24
JACKSON	637	41.87	35.00	6.87	0.00
CENTURY	605	39.13	32.99	6.14	0.00
FLORIDA STATE PRISON	1,541	41.74	33.09	8.64	0.00
LAWTEY	750	40.30	30.41	7.84	2.06
UNION	1,507	49.07	37.34	10.65	1.09
CROSS CITY	1,091	35.52	30.66	3.48	1.38
BAKER	1,207	32.68	27.71	3.69	1.27
TOMOKA	1,376	32.31	26.09	5.73	0.49
PUTNAM	428	40.91	35.09	5.82	0.00
MAYO	708	35.22	30.23	4.47	0.52
HAMILTON	1,076	33.22	28.35	3.99	0.88
NEW RIVER	1,387	35.31	29.31	5.62	0.38
MADISON	1,177	31.17	26.17	4.86	0.14
SUMTER	1,115	42.48	33.89	7.28	1.31
MARION	1,367	35.36	27.99	6.32	1.06
LAKE	551	42.03	33.14	6.87	2.02
GLADES	1,456	38.77	32.28	6.12	0.37
DADE	911	46.45	35.17	10.53	0.75
MARTIN	1,421	42.06	34.88	6.85	0.33
AVON PARK	844	45.71	37.25	6.45	2.01
DESOTO	998	35.93	29.98	4.92	1.03
ZEPHYRHILLS	544	45.81	31.53	13.55	0.73
HENDRY	1,212	35.30	30.12	4.78	0.40
POLK	1,216	34.68	26.68	6.89	1.11
CHARLOTTE	1,129	35.11	26.56	8.44	0.11
HARDEE	693	41.15	33.97	7.18	0.00
Total Adult Male	33,001	38.29	30.96	6.55	0.78
YOUTHFUL OFFENDER:					
LANCASTER	747	47.86	40.40	4.91	2.55
BREVARD	1,165	38.86	33.43	3.78	1.65
INDIAN RIVER	244	70.30	57.15	8.75	4.40
Total Youthful Offender	2,156	45.54	38.53	4.74	2.27

DEPARTMENT OF CORRECTIONS
SUMMARY OF COST PER INMATE DAY - RESIDENTIAL FACILITIES
Fiscal Year 1991-92

<u>Residential Facility</u>	<u>Average Population</u>	<u>Total Per Diem</u>	<u>Operations</u>	<u>Health Services</u>	<u>Education Services</u>
		\$	\$	\$	\$
MAJOR INSTITUTIONS (Continued)					
RECEPTION CENTERS (MALE):					
NORTH FLORIDA	1,866	69.77	41.11	28.66	0.00
SOUTH FLORIDA	1,580	59.23	39.80	19.42	0.00
CENTRAL FLORIDA	1,617	42.48	34.46	8.02	0.00
Total Reception Centers	5,062	57.77	38.58	19.19	0.00
FEMALE INSTITUTIONS:					
FLORIDA (2)	1,029	43.97	27.87	14.24	1.87
BROWARD (2)	630	61.02	41.54	18.72	0.77
JEFFERSON	425	57.42	46.77	9.80	0.85
LANTANA	139	95.24	76.29	16.74	2.22
Total Female Institutions	2,223	54.57	38.37	14.82	1.38
SPECIALTY INSTITUTIONS:					
CORRECTIONS MENTAL HEALTH	95	225.60	135.32	90.28	0.00
HILLSBOROUGH	323	55.81	41.70	12.29	1.81
Total Specialty Institutions	418	94.45	63.01	30.04	1.40
Total Institutions	42,861	42.35	32.94	8.61	0.80


COMMUNITY FACILITIES

ROAD PRISONS	451	36.48	35.72	0.76	0.00
COMMUNITY CORR. CENTERS (3)	1,668	36.72	36.39	0.33	0.00
WORK CAMPS	1,182	38.59	37.48	0.80	0.31
PROBATION & RESTITUTION CTRS.	377	37.08	37.07	0.01	0.00
CONTRACTED FACILITIES (4)	198	36.42	36.17	0.25	0.00
Total Department Facilities	46,736	41.92	33.25	7.93	0.74

NOTES:

- (1) RIVER JUNCTION CONVERTED FROM A FEMALE TO A MALE FACILITY EARLY IN THE FISCAL YEAR AVERAGE POPULATION FOR THE YEAR WAS ONLY 50% OF CAPACITY, RESULTING IN INFLATED COST PER INMATE.
- (2) ALSO SERVE AS RECEPTION CENTERS FOR FEMALE INMATES.
- (3) DUE TO A REVISED CLASSIFICATION POLICY, CCC POPULATION AVERAGED ONLY 67% OF CAPACITY, RESULTING IN AN INFLATED COST PER INMATE.
- (4) AMOUNTS SHOWN ARE NET OF INMATE SUBSISTENCE PAYMENTS OF \$5/DAY FOR INMATES ON WORK RELEASE WHICH CONTRACTORS ARE ALLOWED TO RETAIN AND TREAT AS A CREDIT TO THEIR BILLINGS.

DIRECTORY



CENTRAL OFFICE

2601 Blair Stone Road
Tallahassee 32399-2500 488-5021

Harry K. Singletary, Jr., Secretary 488-7480
Bill Thurber, Deputy Secretary 488-7860
Information Services 488-0420
Inspector General 488-9265
Inspection & Information 488-2102
Internal Auditing 488-5061
Legal Services 488-2326
Legislative Programs 488-0987

Operations:

Assistant Secretary for
Ronald B. Jones 488-4557
Deputy Assistant Secretary 488-8181
Industries Operations 488-1063
Security Coordination 488-4430

Programs:

Assistant Secretary for
Wilson C. Bell 488-9940
Adult Services Program Office 487-2475
Chaplaincy Services 488-3570
Classification 488-3940
Community Release and Furlough 488-3835
Community Facilities 488-3703
Youthful Offender Program Office 488-6903

Probation and Parole:

Program Office 487-2165
Interstate Compact 488-4839
Admission & Release Authority 487-1986
Population Movement & Control 487-1974
Commitments & Sentence Data 487-3464
Offender Records 488-2533
Planning, Research & Statistics 488-8430
Staff Development 487-2875

Management & Budget:

Assistant Secretary for
Ronald Kronenberger 488-3800
Administrative Services Director 488-8306
Budget & Management Evaluation 488-8637
Cost of Supervision 488-0120
Facilities Services 487-1330
Finance & Accounting 488-8756
Grants Management 488-4037
Payroll 488-3625
General Services 488-2715
Energy 488-2715
Food Services 488-0123
Property Management & Leases 487-2848
Purchasing 488-2715
Management Information Systems 488-6316
Personnel 488-3130

Health Services:

Assistant Secretary for
Charles R. Mathews, M.D. 922-6015
Health Services 487-4702

Florida Corrections Academy South

5880 Lundberg Road
Vero Beach, Florida 32966
(407) 778-5040 SC 240-5040

Florida Corrections Academy North

P.O. Box 159
Olustee, Florida 32072
(904) 755-1131 SC 885-0640

REGIONAL OFFICES

Region I

W.F. "Bill" Rouse
Regional Director
1101 Lafayette Street
Marianna, Florida 32446
(904) 482-9533 SC 789-9533

Region II

C. Dale Landress
Regional Director
P.O. Box 147007
Gainesville, Florida 32614-7007
(904) 336-2035 SC 625-2035

Region III

J.S. Petrovsky
Regional Director
400 W. Robinson, Suite 909
Orlando, Florida 32801
(407) 423-6125 SC 344-6125

Region IV

Henry L. Templeton
Regional Director
3810 Inverrary Boulevard
Building C, Suite 101
Lauderhill, Florida 33319
(305) 497-3300 SC 457-3300

Region V

Lee Roy Black, Ph.D.
Regional Director
5422 W. Bay Center Drive, #101
Tampa, Florida 33609
(813) 871-7230 SC 542-7230

MAJOR INSTITUTIONS

REGION I

Apalachee Correctional Institution

Joseph Thompson, Superintendent
P.O. Box 699
Sneads, Florida 32460-0699
(904) 593-6431 SC 786-1011

Calhoun Correctional Institution

George Ragans, Superintendent
P.O. Box 2000
Blountstown, Florida 32424-2000
(904) 674-5901 SC 787-2010

Century Correctional Institution

Paul Coburn, Superintendent
P.O. Box 248
Century, Florida 32535-0248
(904) 256-0510

Corrections Mental Health Institution

Dr. John Dale, Superintendent
P.O. Box 875
Chattahoochee, Florida 32324-0875
(904) 663-4061 SC 773-1011

Gulf Correctional Institution

Ron McAndrews, Superintendent
P.O. Drawer 10
Wewahatchka, Florida 32465-0010
(904) 639-5737

Holmes Correctional Institution

Lester Beard, Superintendent
P.O. Box 190
Bonifay, Florida 32425-0190
(904) 547-2100 SC 781-1397

Jackson Correctional Institution

Jimmy D. Folsom, Superintendent
P.O. Box 4900
Malone, Florida 32445
(904) 569-5260 SC 778-1011

Jefferson Correctional Institution

Rini Bartlett, Superintendent
P.O. Drawer 430
Monticello, Florida 32344-0430
(904) 997-1987 SC 285-1300

Liberty Correctional Institution

James Ivey, Superintendent
P.O. Box 999
Bristol, Florida 32321-0999
(904) 643-2141 SC 788-1011

Okaloosa Correctional Institution

Leslie Ryder, Jr., Superintendent
P.O. Box 578
Crestview, Florida 32536-0578
(904) 682-0931 SC 672-1011

River Junction Correctional Institution

Ray Henderson, Superintendent
P.O. Box 3700
Chattahoochee, Florida 32324-3700
(904) 663-4385 SC 771-2455

Walton Correctional Institution

Gary Thomas, Superintendent
P.O. Box 1386
DeFuniak Springs, Florida 32433-1386
(904) 892-6141 SC 692-1200

REGION II

Baker Correctional Institution

Gene S. Gordon, Superintendent
P.O. Box 500
Olustee, Florida 32072-0500
(904) 752-9244 SC 849-1011

Columbia Correctional Institution
Bradley D. Carter, Superintendent
P.O. Box 3539
Lake City, Florida 32056-3539
(904) 758-8090 SC 850-8090

Cross City Correctional Institution
Edward "Buddy" Thompson,
Superintendent
P.O. Box 1500
Cross City, Florida 32628-1500
(904) 498-5576 SC 629-1011

Florida State Prison
Everett Perrin, Superintendent
P.O. Box 747
Starke, Florida 32091-0747
(904) 964-8125 SC 836-1011

Hamilton Correctional Institution
Leonard R. Dugger, Superintendent
P.O. Box 1360
Jasper, Florida 32052-1360
(904) 792-2836 SC 872-1011

Lancaster Correctional Institution
Linda Buby, Superintendent
P.O. Box 158
Trenton, Florida 32693-0158
(904) 463-2303 SC 626-1011

Lawtey Correctional Institution
Richard Ward, Superintendent
P.O. Box 229
Lawtey, Florida 32058-0229
(904) 782-3811 SC 859-1011

Madison Correctional Institution
C. William Sprouse, Superintendent
P.O. Box 692
Madison, Florida 32340-0692
(904) 973-3688 SC 281-1000

Mayo Correctional Institution
David Hemme, Superintendent
P.O. Box 448
Mayo, Florida 32066-0448
(904) 294-2335 SC 855-2199

New River Correctional Institution
James Crosby, Superintendent
P.O. Box 333
Raiford, Florida 32083-0333
(904) 964-4000 SC 842-2393

North Florida Reception Center
C. George Denman, Superintendent
P.O. Box 628
Lake Butler, Florida 32054-0628
(904) 496-2222 SC 883-1011

Putnam Correctional Institution
Richard L. Dugger, Superintendent
P.O. Box 279
East Palatka, Florida 32131-0279
(904) 325-2857 SC 867-1011

Tomoka Correctional Institution
Hamilton D. Mathis, Superintendent
3950 Tiger Bay Road
Daytona Beach, Florida 32124-1098
(904) 257-1314 SC 385-1100

Union Correctional Institution
Paul Worthington, Superintendent
P.O. Box 221
Raiford, Florida 32083-0221
(904) 431-1212 SC 831-1011

Region III

Brevard Correctional Institution
Dennis T. O'Neill, Superintendent
P.O. Box 340
Sharpes, Florida 32959-0340
(407) 632-6711 SC 328-1000

Central Florida Reception Center
Chester Lambdin, Superintendent
P.O. Box 628040
Orlando, Florida 32862-8040
(407) 282-3053 SC 369-1000

Florida Correctional Institution
Eugene A. Poole, Superintendent
P.O. Box 147
Lowell, Florida 32663-0147
(904) 622-5151 SC 653-1011

Lake Correctional Institution
Don M. Dean, Superintendent
P.O. Box 120099
Clermont, Florida 34712-0099
(904) 394-6146 Sc 634-1000

Marion Correctional Institution
Jerry Wade, Superintendent
P.O. Box 158
Lowell, Florida 32663-0158
(904) 732-8355 SC 644-1000

Sumter Correctional Institution
Ray D. McCleese, Superintendent
P.O. Box 667
Bushnell, Florida 33513-0667
(904) 793-2525 SC 633-1000

Region IV

Broward Correctional Institution
Joe Butler, Superintendent
P.O. Box 8540
Pembroke Pines, Florida 33024-8540
(305) 434-0050 SC 460-6011

Dade Correctional Institution
Willie L. Floyd Sr., Superintendent
19000 S.W. 377th Street
Florida City, Florida 33034-6409
(305) 245-3350 SC 424-3011

Glades Correctional Institution
John L. Shaw, Superintendent
500 Orange Ave. Circle
Belle Glade, Florida 33430
(407) 996-5241 SC 237-1011

Indian River Correctional Institution
Thomas A. Crews, Superintendent
7625 17th Street S.W.
Vero Beach, Florida 32960
(407) 569-5100 SC 251-9011

Martin Correctional Institution
Richard Kirkland, Superintendent
1150 S. W. Allapattah Road
Indiantown, Florida 33456
(407) 597-3705 SC 249-5011

South Florida Reception Center
Marta Villacorta, Superintendent
P.O. Box 02-8538
Miami, Florida 33102-8538
(305) 592-9567 SC 475-1390

Region V

Avon Park Correctional Institution
G. W. Bedingfield, Superintendent
P.O. Box 1100
Avon Park, Florida 33825-1100
(813) 453-3174 SC 745-6599

Charlottee Correctional Institution
Roderick L. James, Superintendent
33123 Oil Well Road
Punta Gorda, Florida 33955
(813) 575-2828 SC 756-1200

Desoto Correctional Institution
Warren Cornell, Superintendent
P.O. Box 1072
Arcadia, Florida 33832-1072
(813) 494-3727 SC 721-7360

Hardee Correctional Institution
Curtis E. Chapman, Superintendent
Route 2, Box 200
Bowling Green, Florida 33834-0200
(813) 773-2441 SC 757-1200

Hendry Correctional Institution
David Farcas, Superintendent
Route 2, Box 13-A
Immokalee, Florida 33934-9747
(813) 657-3654 SC 734-1100

Hillsborough Correctional Institution
D. Rodney Sistrunk, Superintendent
11150 Highway 672
Riverview, Florida 33569-8402
(813) 671-5022 SC 542-5022

Polk Correctional Institution
Gerald H. Abdul-Wasi',
Superintendent
3876 Evans Road, Box 50
Polk City, Florida 33868-9213
(813) 984-2273 SC 588-1011

Zephyrhills Correctional Institution
Charles Rodriguez, Superintendent
2739 Gall Boulevard
Zephyrhills, Florida 33543
(813) 782-5521 SC 552-7134

**ROAD PRISONS,
VOCATIONAL CENTERS,
FORESTRY CAMPS,
WORK CAMPS**

————— **Region I** —————

Berrydale Forestry Camp
R.E. Grant, Major
6920 Highway 4
Jay, Florida 32565
(904) 675-4564 SC 671-4142

Caryville Work Camp
R.A. Peters, Major
P.O. Box 129
Caryville, Florida 32437
(904) 548-5321 SC 771-4620

Franklin Work Camp
Richard Johnson, Major
P.O. Box 160
Apalachicola, Florida 32320
(904) 653-8500 SC 771-2147

Gulf Forestry Camp
John Allgood, Major
3222 Doc Whitfield Road
White City, Florida 32465
(904) 227-7412 SC 771-2045

Jackson Work Camp
Ronnie Harrison, Major
4794 Pelt Street
Marianna, Florida 32446
(904) 482-9561 SC 789-9561

**Quincy Vocational Center &
Work Camp**
C.F. Keels, Major
112 South Adams
Quincy, Florida 32353
(904) 627-9251 SC 771-2076

Tallahassee Road Prison
Willie E. Norwood, Major
2628 Springhill Road
Tallahassee, Florida 32310
(904) 488-8340 SC 278-8340

————— **Region II** —————

Gainesville Work Camp
H.H. Henson, Major
P.O. Box 1167
State Road 26 East
Gainesville, Florida 32609-1167
(904) 336-2045 SC 625-2045

Gainesville DTC
Elvin Kelsey, Asst. Superintendent
P.O. Box 936
Gainesville, Florida 32602-0936
(904) 336-2001 SC 625-2001

Levy Forestry Camp
William Albury, Major
P.O. Box 1659
Country Road 343
Bronson, Florida 32621-1659
(904) 486-0052 SC 621-5015

————— **Region III** —————

Brooksville DTC
William C. Young, Assistant Supt.
P.O. Box 10099
Brooksville, Florida 34601-0099
(904) 754-6715 SC 663-6715

————— **Region IV** —————

Big Pine Key Road Prison
Ricardo Ricks, Major
P.O. Box 509
Big Pine Key, Florida 33043
(305) 872-2231 SC 451-5105

Loxahatchee Road Prison
David Payton, Major
230 Sunshine Road
West Palm Beach, Florida 33411
(407) 793-1866 SC 221-5178

————— **Region V** —————

Arcadia Road Prison
Gregory A. Cavas, Major
P.O. Box 1033
Arcadia, Florida 33821-1033
(813) 993-4628 SC 740-4628

Copeland Road Prison
Ellwood H. Stamper, Major
P.O. Box 97
Copeland, Florida 33926-7844
(813) 695-2401 SC 721-7844

**COMMUNITY
CORRECTIONAL
CENTERS**

————— **Region I** —————

Marianna CCC
Charles Gilbert, Major
P.O. Box Drawer 1586
Marianna, Florida 32446
(904) 482-9533 SC 789-9533

Panama City CCC
Joe Ikeguchi, Major
3609 Highway 390
Panama City, Florida 32405
(904) 872-4178 SC 777-4178

Park House CCC
Catherine Hicks, Lieutenant
1126 East Park Avenue
Tallahassee, Florida 32301
(904) 488-1860 SC 278-1860

Pensacola CCC
Jerome Delisle, Major
3050 North L. Street
Pensacola, Florida 32501
(904) 444-8920 SC 693-8920

Tallahassee CCC
Howard Clark, Major
2616 A. Springhill Road
Tallahassee, Florida 32310
(904) 488-2478 SC 278-2478

Region II

Daytona Beach CCC
Allen Spence, Major
3601 U.S. Highway 92 West
Daytona Beach, Florida 32124-1002
(904) 238-3171 SC 380-3171

Dinsmore CCC
Paul Crawford, Major
13200 Old Kings Road
P.O. box 62208
Jacksonville, Florida 32219-2208
(904) 764-7111 SC 821-5386

Duval CCC
Pamela Thigpen, Lieutenant
2830 Park Street
P.O. Box 3334
Jacksonville, Florida 32236-0875
(904) 381-6010 SC 834-6010

Gainesville CCC
Charlene Hansford, Lieutenant
1103 South West 6th Avenue
P.O. Box 1083
Gainesville, Florida 32602-1083
(904) 336-2050 SC 625-2050

Lake City CCC
Charles "Doug" Bryan, Major
P.O. Box 3359
Lake Jeffrey Road
Lake City, Florida 32056-3359
(904) 758-0535 SC 885-0535

Santa Fe CCC
Arthur McDaniel, Major
2901 Northeast 39th Avenue
P.O. Box 1202
Gainesville, Florida 32602-1202
(904) 336-2070 SC 625-2070

Region III

Cocoa CCC
Jerry M. Tommery, Major
P.O. Box 35
Sharpes, Florida 32959
(407) 690-3210 SC 362-3210

Kissimme CCC
Marcus Kendricks, Major
2925 Michigan Avenue
Kissimmee, Florida 34743
(407) 846-5210 SC 327-5210

Orlando CCC
John E. Marsh, Major
7300 Laurel Hill Road
Orlando, Florida 32818
(407) 578-3510 SC 326-3510

Pine Hills CCC
Angela D. Ashley, Lieutenant
7300 Laurel Hill Road
Orlando, Florida 32818
(407) 578-3514 SC 326-3514

Region IV

Ft. Pierce CCC
J.C. McKenzie, Major
1203 Bell Avenue
Ft. Pierce, Florida 33450
(305) 468-3929 SC 240-3929

Hollywood CCC
Jimmy L. Nelson, Major
P.O. Box 8759
Pembroke Pines, Florida 33024
(305) 985-4720 SC 473-4720

Lake Osborne CCC
Sandra Phippen, Lieutenant
1241 West Lantana Road
Lantana, Florida 33462
(407) 588-9053 SC 260-8243

Miami CCC
Shirley Garrison, Lieutenant
7521 North East 3rd Avenue
Miami, Florida 33138
(305) 795-7809 SC 478-7809

Miami North CCC
Charles Moore, Major
7090 Northwest 41st Street
Miami, Florida 33166
(305) 592-5431 SC 451-5292

Opa Locka CCC
Eddie Zellner, Major
5400 Northwest 135th Street
Opalocka, Florida 33054
(395) 827-4057 SC 481-4057

Pompano CCC
Mark D. Redstone, Major
5600 Northwest 9th Ave.
Ft. Lauderdale, Florida 33309
(305) 771-8504 SC 451-5016

West Palm Beach CCC
Charles M. Bitzer, Major
261 West Fairgrounds Road
West Palm Beach, Florida 33411
(407) 795-0106 SC 221-5335

Region V

Bartow CCC
Artis Strickland, Major
P.O. Box 959
Bartow, Florida 33830-0959
(813) 534-7037 SC 549-7037

Bradenton CCC
Rod L. Groom, Major
P.O. Box 1406
Oneco, Florida 34264-1406
(813) 751-7605 SC 599-7607

Ft. Myers CCC
Frank R. Rechterovic, Major
P.O. Box 051107
Ft. Myers, Florida 33905-1107
(813) 332-6915 SC 748-6915

Hillsborough CCC
Betty Menendez, Lieutenant
3802 Dr. Martin Luther King Blvd.
Tampa, Florida 33614-7095
(813) 871-7132 SC 542-7132

Lakeland CCC
Robert L. Carr, Major
1 Alderman Road
Lakeland, Florida 33809-2801
(813) 499-2211 SC 595-2211

Largo CCC
Booker Asberry, Major
5201 Ulmerton Road
Clearwater, Florida 33620-4091
(813) 570-5135 SC 558-5135

Pinellas CCC
Joan Gelinas, Lieutenant
5201 Ulmerton Road
Clearwater, Florida 33620-4091
(813) 570-5138 SC 558-5138

St. Petersburg CCC
Harry L. Nolan, Major
4237 8th Avenue, South
St. Petersburg, 33711-2000
(813) 893-2289 SC 594-2289

Tampa CCC
Wendy Brazil, Major
3802 West Dr. M.L. King Blvd.
Tampa, Florida 33614-7095
(813) 871-7133 SC 542-7133

Tarpon Springs CCC
Robert Godney, Major
P.O. Box 39
Tarpon Springs, Florida 34688-0039
(813) 942-5420 SC 538-5420

**PROBATION AND
RESTITUTION
CENTERS**

Bradenton P & R Center (Co-Ed)
Kay Rahn, Chief
1027 9th St. West
Bradenton, Florida 34205-7330
(813) 741-3062 SC 599-3062

Broward P & R Center (Co-Ed)
Walter Askov, Chief
817 N. Dixie Highway
Pompano Beach, Florida 33060
(305) 943-9881 SC 451-5021

Jacksonville P & R Center (Co-Ed)
Lee Greene, Chief
417 Park Street
Jacksonville, Florida 32204-2928
(904) 630-0894

Lakeland P & R Center (Male)
Mark Bevilacqua, Chief
4000 North Florida Avenue
Lakeland, Florida 33805-1925
(813) 499-2220 SC 595-2220

Orlando P & R Center (Co-Ed)
James J. Whelan, Major
1228 North Orlando Avenue
Winter Park, Florida 32789
(407) 644-5227 SC NONE

Pensacola P & R Center (Co-Ed)
Leonard Pouncey, Chief
51 East Gregory Street
Pensacola, Florida 32501
(904) 436-8292 SC 693-8825

**St. Petersburg P & R Center
(Co-Ed)**
Edith Carter, Chief
700 43rd Street, South
St. Petersburg, Florida 33711-1921
(813) 893-2356 SC 594-2356

Tallahassee P & R Center (Co-Ed)
Jennifer M. Traugent, Chief
2609 Springhill Road
Tallahassee, Florida 32304
(904) 487-0696 SC 277-0696

Tampa P & R Center (Co-Ed)
James G. Mitchell, Chief
1613 East 9th Avenue
Tampa, Florida 33605
(813) 272-3713 SC 571-4713

**West Palm Beach P & R Center
(Male)**
Ronald Poh, Chief
3185 Boutwell Road
Lake Worth, Florida 33461
(407) 547-0701 SC 221-5341

**PROBATION AND
PAROLE SERVICES**

Region I

**Thomas Young,
Regional Administrator**
1101 Lafayette Street
Marianna, Florida 32446
(904)482-9533 SC 789-9533

**P&P CIRCUIT OFFICE -
TALLAHASSEE**
Ron Mercer, Circuit Admin.
Hardee Lasley, Deputy
1240 Blountstown Hwy.
Park 20, West
Tallahassee, Florida 32304
(904)488-3596 SC 278-3596

**P&P OFFICE -
CRAWFORDVILLE**
Angus McDowell, Supervisor
U.S. 319 North
P. O. Box 550
Crawfordville, Florida 32327-0550
(904) 487-4254 SC 277-4254

P&P OFFICE - QUINCY
Louvenia Sailor, Supervisor
100 North Adams Street
Quincy, Florida 32351
(904)875-9644 SC 771-3220

P&P OFFICE - MONTICELLO
Brian Engles, Supervisor
260 West Washington St.
Monticello, Florida 32344-1441
(904) 997-0017 SC NONE

P&P OFFICE - TALLAHASSEE N.
Larry P. Hamilton, Supervisor
1018 Thomasville Road, Suite 102
Tallahassee, Florida 32303
(904) 487-6509 SC 277-6509

**P&P CIRCUIT OFFICE -
PANAMA CITY**
Thomas Ed David, Circuit Admin.
Ed Rankin, Deputy
432 Magnolia Avenue
Panama City, Florida 32401-3194
(904) 872-4139 SC 777-4139

P&P OFFICE - MARIANNA
I. Carl Wesson, Supervisor
P.O. Box 187
2851 South Jefferson Street
Marianna, Florida 32446-4610
(904) 482-9524 SC 789-9524

P&P OFFICE - PORT ST. JOE
Wayne Wimberly, Supervisor
1000 5th Street
Gulf County Courthouse
Port St. Joe, Florida 32456
(904) 227-1132 SC 771-2005

P&P OFFICE - CHIPLEY
Randy Ellis, Supervisor
203 West Cypress Street
Chipley, Florida 32428-1822
(904) 638-6234 SC 769-6234

P&P OFFICE - PANAMA CITY N.
C. Joseph Atwood, Supervisor
640 East 15th Street
Panama City, Florida 32405-3194
(904) 872-4870 SC 777-4870

**P&P CIRCUIT OFFICE -
PENSACOLA**
Doug Harrison, Circuit Admin.
3101 North Davis Highway
Pensacola, Florida 32503
(904) 444-8845 SC 693-8845

P&P OFFICE - MILTON
Sheldon Thomas, Supervisor
210 Caroline Street S.E.
Milton, Florida 32570-4974
(904) 623-6805 SC 671-2050

P&P OFFICE - CRESTVIEW
Patricia Richey, Supervisor
930 North Ferdon Boulevard
Crestview, Florida 32536-1706
(904) 689-7804 SC 675-7804

P&P OFFICE - FT. WALTON
Jose Naranjo, Supervisor
74-3rd Street
Shalimar, Florida 32579-1377
(904) 833-9132 SC 674-9140

P&P OFFICE - DEFUNIAK

Lonnie Wright, Supervisor
211 East Nelson Avenue
DeFuniak Springs, Florida
32433-1940
(904) 892-8075 SC 676-8075

P&P OFFICE - PENSACOLA WEST

Robert Mann, Supervisor
615 N. 8th Avenue
Pensacola, Florida 32501-4038
(904) 444-8900 SC 693-8900

P&P OFFICE - PENSACOLA NORTH

Truman Howell, Supervisor
8180 Pensacola Boulevard
Pensacola, Florida 32534
(904) 484-5145 SC 690-5145

P&P OFFICE - PENSACOLA BAYSIDE

Daniel M. Ward, Supervisor
34 West Government Street
Pensacola, Florida 32501-5814
(904) 444-8460 SC 693-8460

REGION II

Ralph Moulder,

Regional Administrator
Tony Proto, Asst. Regional Admin.
5700 S.W. 34th Street, Room 335
P. O. Box 147007
(send mail to P.O. Box)
Gainesville, Florida 32614-7007
(904) 336-2035 SC 625-2035

P&P CIRCUIT OFFICE - LAKE CITY

Charles Maxwell, Circuit Admin.
1992 South 1st Street
P. O. Box 490
Lake City, Florida 32056-0490
(904) 758-0445 SC 885-0445

P&P OFFICE - LIVE OAK

Robert Isbell, Supervisor
220 Pine Street P. O. Box 447
Live Oak, Florida 32060-0447
(904) 362-2869 SC 821-5413

P&P OFFICE - MADISON

Troy Rhoades, Supervisor
205 East Bast Street
P. O. Box 302
Madison, Florida 32340-0302
(904) 973-4073 SC 282-2730

P&P OFFICE - PERRY

Amy Datz, Supervisor
121 North Jefferson Street
P. O. Box 540
Perry, Florida 32347-0540
(904) 584-3449 SC 282-3035

P&P OFFICE - CROSS CITY

Brenda Waldron, Supervisor
Corner of King Ave. & Cedar St.
P. O. Box 1347
Cross City, Florida 32628-1347
(904) 489-7219 SC NONE

P&P OFFICE - JASPER

Ken Botbyl, Supervisor
Route 3, Box 415
P. O. Box 1558
Jasper, Florida 32052-1558
(904) 792-3447 SC 821-3140

P&P CIRCUIT OFFICE - GAINESVILLE WEST

Nancy Vallario, Circuit Admin.
Michael D. Shaw, Deputy
2002 N.W. 13th Street, Suite 305
Gainesville, Florida 32609-3482
(904) 336-2023 SC 625-2023

P&P OFFICE - BRONSON

Robert D. Clark, Supervisor
P. O. Box 640
Bronson, Florida 32621-0640
(904) 486-2100 SC 621-5075

P&P OFFICE - STARKE

Lynne Brown, Supervisor
1200 Andrews Circle Drive, North
P. O. Box 997
Starke, Florida 32091-0997
(904) 964-5151 SC 821-5300

P&P OFFICE - GAINESVILLE MAIN

John M. Cynkar, Supervisor
207 S.E. 1st Street
P.O. Box 1072
Gainesville, Florida 32602-1072
(904) 336-2055 SC 625-2055

P&P OFFICE - GAINESVILLE NORTH

Paula Thomas, Supervisor
1731 N.W. 6th Street, Suite 16
P. O. Box 1072
Gainesville, Florida 32602-1072
(904) 336-2220 SC 625-2220

P&P CIRCUIT OFFICE - DAYTONA BEACH

Robert D. Gordon, Circuit Admin.
Micky Chambers, Deputy
119 South Palmetto Avenue
Daytona Beach, Florida 32114-4319
(904) 254-3720 SC 380-3745

P&P OFFICE - DELAND

Marvin Barnett, Supervisor
650 West New York Avenue
DeLand, Florida 32720-5239
(904) 736-5310 SC 383-5310

P&P OFFICE - PORT ORANGE

Peggy P. Monaco, Supervisor
4031 South Nova Road, Suite C
Port Orange, Florida 32127-4922
(904) 756-7400 SC 380-7400

P&P OFFICE - PALATKA

Jack Hopkins, Supervisor
423 St. Johns Avenue
Palatka, Florida 32177-4724
(904) 329-3757 SC 860-3757

P&P OFFICE - ST. AUGUSTINE

Walter G. Ellerton, Supervisor
75 King St. Lightener Museum Bldg.
P. O. Drawer 3708
St. Augustine, Florida 32084-3708
(904) 825-5038 SC 865-5038

P&P OFFICE - BUNNELL

Fred T. North, Supervisor
Annex Building, Highway 100 East
P. O. Drawer 1996
Bunnell, Florida 32010-1996
(904) 437-7225 SC 370-7225

P&P OFFICE - DAYTONA BEACH. NORTH

Ed Seltzer, Supervisor
9 West Granada Boulevard
P. O. Box 605
Ormond Beach, Florida 32074-0605
(904) 676-4020 SC 370-4020

P&P OFFICE - DAYTONA BEACH CENTRAL

Gene Brown, Supervisor
665 Beville Road, Suite G
South Daytona, Florida 32119-1953
(904) 756-7433 SC 380-7433

P&P CIRCUIT OFFICE - JACKSONVILLE MAIN

Harry M. Ivey, Jr., Circuit Admin.
Tom Joiner, Deputy
4250 Lakeside Drive, Suite 308
Jacksonville, Florida 32210-6000
(904) 381-6000 SC 834-6000

P&P OFFICE - JACKSONVILLE N.
Ralph Henderson, Supervisor
10646 Haverford Road, Suite 5
Jacksonville, Florida 32218-6203
(904) 359-6415 SC 826-6415

P&P OFFICE - JACKSONVILLE S.
John F. Teagle, Supervisor
4613 Phillips Highway, Suite 221
Jacksonville, Florida 32207-9502
(904) 448-4373 SC 880-4373

P&P OFFICE - JACKSONVILLE CENT.
Jeffrey Cummings, Supervisor
421 Church Street, Suite 309
Jacksonville, Florida 32202-2886
(904) 359-6440 SC 826-6440

P&P OFFICE - FERNANDINA BEACH
Charles Davidson, Supervisor
929 South 14th Street
Fernandina Beach, Florida 32034
(904) 277-7250 SC 848-7250

P&P OFFICE - GREEN COVE SPRINGS
Fred Floyd, Supervisor
106 South Orange Avenue
Green Cove Springs, Florida 32043
(904) 359-6530 SC 826-6530

P&P OFFICE - JACKSONVILLE S.W.
Wade S. Bush, Supervisor
1945-1 Lane Avenue South
Jacksonville, Florida 32210-2781
(904) 693-5000 SC 851-5000

P&P OFFICE - JACKSONVILLE W.
James W. Watts, Jr., Supervisor
580 Ellis Road, Suite 118
Jacksonville, Florida 32205
(904) 695-4180 SC 851-4180

Region III

**Fred Shepherd, Jr.,
Regional Admin.
Joe Hatem, Jr.,
Asst. Regional Admin.**
Hurston North Tower, Suite N-909
400 West Robinson Street
Orlando, Florida 32801
(407) 423-6957 SC 344-6957

P&P CIRCUIT OFFICE - ORLANDO
Susan B. Yawn, Circuit Admin.
Buck Biallas, Deputy
Hurston North Tower, Suite 809
400 West Robinson Street
Orlando, Florida 32801
(407) 423-6041 SC 344-6041

P&P OFFICE - ORLANDO NORTH
Frank Billeter, Supervisor
3555 Maguire Boulevard, Suite 200
Orlando, Florida 32803-3726
(407) 897-2858 SC 342-2858

P&P - ORLANDO WEST
David Flint, Supervisor
Hiawassee Woods Shopping Ctr.
6889 West Colonial Drive
Orlando, Florida 32808
(407) 578-3550 SC NONE

P&P OFFICE - KISSIMMEE
Gene Adkins, Supervisor
750 Office Plaza Boulevard, Suite 301
Kissimmee, Florida 34741-3216
(407) 846-5215 SC 327-5215

P&P OFFICE - ORLANDO EAST
Colby Davis, Supervisor
672 North Semoran Blvd., Suite 100
Orlando, Florida 32807
(407) 897-5961 SC 342-5960

P&P OFFICE - ORLANDO (CC OFFICE)
John Rivers, Supervisor
1010 Executive Center Drive
Independence Bldg., Suite 200
Orlando, Florida 32803
(407) 897-5990 SC 342-5990

P&P OFFICE - ORLANDO SOUTH
John Mason, Supervisor
710 East Colonial Drive, Suite 202
Orlando, Florida 32803
(407) 423-6380 SC 344-6380

P&P CIRCUIT OFFICE - SANFORD
Jan Curts, Circuit Admin.
William Kendall, Deputy
101 E. 1st Street, Suite 400
Sanford, Florida 32771-1291
(407) 330-6740 SC 392-6740

P&P OFFICE - TITUSVILLE
Frank J. Rudzik, Supervisor
407 South Washington Avenue, Suite 1
Titusville, Florida 32796-3561
(407) 383-2728 SC 360-2728

P&P OFFICE - MELBOURNE
Joseph E. Lewis, Supervisor
1500 West Eau Gallie Blvd., B-1
Melbourne, Florida 32935
(407) 255-0441 SC 352-7007

P&P OFFICE - COCOA
Sharon Lord, Supervisor
840 North Cocoa Boulevard
Cocoa, Florida 32922
(407) 690-3200 SC 362-3204

P&P OFFICE - ALTAMONTE SPRINGS
Barbara Scala, Supervisor
378 Whooping Loop, Suite 1272
Crane's Roost
Altamonte Springs, Florida 32701-3442
(407) 830-8484 SC None

P&P OFFICE - SANFORD (CC)
Phil Talvey, Supervisor
305 West 1st. Street, Suite 605
Sanford, Florida 32771
(407) 330-6767 SC 392-6767

P&P CIRCUIT OFFICE - TAVARES
**Joseph Hatem,
Acting Circuit Admin.**
Michael C. Dippolito, Deputy
210 East Main Street
Tavares, Florida 32778-3876
(904) 742-6242 SC 639-6242

P&P OFFICE - OCALA EAST
Elma Pope, Supervisor
24 N. E. 1st Street
Ocala, Florida 32760-6658
(904) 732-1215 SC 667-1215

P&P OFFICE - BUSHNELL
Fred Dietz, Supervisor
Highway 301 (11/2 mi. N. of Bushnell)
P.O. Box 489
Bushnell, Florida 33513-0489
(904) 793-2131 SC 621-5000

P&P OFFICE - INVERNESS
Janice Blackmon, Supervisor
805 West Main Street
Inverness, Florida 32650-4621
(407) 726-6242 SC 639-6242

P&P OFFICE - BROOKSVILLE
Barbara Sherburne, Supervisor
Hernando County Courthouse
51 West Fort Dade Avenue
Brooksville, Florida 34601-2503
(407) 754-6710 SC 663-6710

P&P OFFICE - BELLEVIEW

Mary Sue Rich, Supervisor
 11005 S.E. 66th Terrace
 P. O. Box 2318
 Belleview, Florida 34421-2318
 (407) 245-0151 SC 621-5050

P&P OFFICE - OCALA WEST

Phil Matchett, Supervisor
 5644 S.W. 6th Place
 Ocala, Florida 34474-9378
 (904) 732-1324 SC 667-1324

P&P OFFICE - LEESBURG

Debbie Kolody, Supervisor
 734 N. Third Street, Suite 512
 Leesburg, Florida 34748-4457
 (407) 360-6535 SC 668-6535

Region IV

Joyce D. Haley,

Regional Administrator
 Tony V. Harper, Asst. Reg. Admin.
 Suite 101, Building C
 3810 Inverrary Boulevard
 Lauderhill, Florida 33319
 (305) 497-3300 SC 457-3300

P&P CIRCUIT OFFICE - KEY WEST

Ray Long, Circuit Admin.
 Professional Building, Suite 402
 1111 12th Street
 Key West, Florida 33040-4086
 (305) 292-6742 SC 464-6765

P&P OFFICE - MARATHON

Terry Olsen, Supervisor
 12000 Overseas Highway, 3rd Floor
 Marathon, Florida 33050-3525
 (305) 289-2340 SC 464-2340

P&P OFFICE - TAVERNIER

Marilyn White, Supervisor
 91831B Overseas Highway
 Tavernier, Florida 33070-2638
 (305) 852-4162 SC 451-5246

P&P CIRCUIT OFFICE - MIAMI

John Nichols, Circuit Admin.
 Mary Bauer, Deputy
 4500 Biscayne Blvd., Suite 333
 Miami, Florida 33137
 (305) 325-3310 SC 473-3310

P&P OFFICE -**NORTHWEST MIAMI**

Michael Manguso, Supervisor
 7900 N. W. 27th Avenue
 188 North Court
 Miami, Florida 33147-4902
 (305) 835-0200 SC 451-5571

P&P OFFICE -**MIAMI INVESTIGATIONS**

Carmen Gonzalez, Supervisor
 401 N.W. 2nd Avenue, N. Tower,
 Rm. 612
 Miami, Florida 33128
 (305) 377-5542 SC 452-5542

P&P OFFICE - EAST MIAMI

Carlton Bryant, Supervisor
 401 N.W. 2nd Avenue, S. Tower,
 Rm. 607
 Miami, Florida 33128
 (305) 377-5270 SC 452-5270

P&P OFFICE - SOUTH MIAMI

Carlton R. Bryant, Supervisor
 12295 SW 133rd Ct.
 Miami, Florida 33186
 (305) 252-4400 SC 489-4400

P&P OFFICE - NORTH MIAMI

Marilyn Tift, Supervisor
 1850 N.W. 183rd Street
 Miami, Florida 33056
 (305) 628-7220 SC 451-5351

P&P OFFICE - HOMESTEAD

Ana Centeno, Supervisor
 436 Washington Avenue
 Homestead, Florida 33030
 (305) 246-6326 SC 478-6326

P&P OFFICE - BISCAYNE

Omega Wright, Supervisor
 561 Northeast 79th Street, Suite 201
 Miami, Florida 33138
 (305) 795-2080 SC 478-2080

P&P OFFICE - MIAMI

WESTCHESTER
 Michael Russell, Supervisor
 7141 North Waterway Drive
 Miami, Florida 33155
 (305) 261-3070 SC 451-5560

P&P OFFICE - MIAMI LAKES

Reginald Robinson, Supervisor
 16353 N.W. 57th Avenue
 Miami, Florida 33014
 (305) 628-7232 SC 451-5131

P&P CIRCUIT OFFICE -**FT. LAUDERDALE**

Gary Rogatz, Circuit Admin.
 Barry Groves, Deputy
 10 West Las Olas Boulevard, Suite 100
 Ft. Lauderdale, Florida 33301
 (305) 467-4631 SC 453-4631

P&P OFFICE -**POMPANO BEACH**

Linda Scarlett, Supervisor
 1000 East Atlantic Blvd., Suite 202
 Pompano Beach, Florida 33060
 (305) 782-7030 SC 451-5165

P&P OFFICE -**PEMBROKE PARK**

Evelyn Block, Supervisor
 3150 S.W. 52nd Avenue
 Pembroke Park, Florida 33023
 (305) 985-4730 SC 473-4730

P&P OFFICE - SUNRISE WEST

Theresa Baker, Supervisor
 6299 West Sunrise Blvd., Suite 200
 Sunrise, Florida 33313-6178
 (305) 587-0661 SC 451-5490

P&P OFFICE - ANDREWS

Benjamin Rivers, Supervisor
 200 S.W. 27th Avenue
 Ft. Lauderdale, Florida 33312
 (305) 321-2900 SC 421-2900

P&P OFFICE - EAST

R. Marty Simpson, Supervisor
 1701 East Sunrise Boulevard
 Ft. Lauderdale, Florida 33304
 (305) 467-4267 SC 453-4267

P&P OFFICE - CROSSROADS

Diana Woolslair, Acting Supervisor
 2301 W. Sample Road, Bldg. 4,
 Suite 8A
 Pompano Beach, Florida 33073-3009
 (305) 969-3553 SC 423-3553

P&P OFFICE - PLANTATION

Melvin Davis, Supervisor
 4121 N.W. 5th Street, Suite 200
 Plantation, Florida 33317-2158
 (305) 797-8460 SC 423-8460

P&P OFFICE - HOLLYWOOD

Pamela Johnson, Supervisor
 1050 N. Federal Highway
 Hollywood, Florida 33020
 (305) 925-9660 SC 451-5138

P&P CIRCUIT OFFICE - WEST PALM BEACH
Valerie Rolle, Circuit Admin.
Bill Abbey, Deputy
423 Fern Street, Suite 100
West Palm Beach, Florida 33401
(407) 837-5175 SC 252-5175

P&P OFFICE - BELLE GLADE
Jerry Arline, Supervisor
2976 North Main Street
Belle Glade, Florida 33430-5308
(407) 996-4860 SC 272-4860

P&P OFFICE - DELRAY BEACH
Kermit Nelson, Supervisor
189 S.E. 3rd Avenue, Room 2
Delray Beach, Florida 33483-4531
(407) 272-1556 SC 221-5419

P&P OFFICE - WEST PALM BCH. CENTRAL
Sharon Britton, Supervisor
4480 South Tiffany Drive, Suite 1001
Mangonia Park, Florida 33407
(407) 881-5001 SC 264-5001

P&P OFFICE - LAKE WORTH
Karen Noeth, Supervisor
3444 South Congress Avenue, Suite #4
Lake Worth, Florida 33461
(407) 433-2628 SC 232-2628

P&P CIRCUIT OFFICE - FT. PIERCE
David Smith, Circuit Admin.
Pat Paupard, Deputy
3512 Okeechobee Road
Ft. Pierce, Florida 34947-4597
(407) 468-3933 SC 240-3933

P&P OFFICE - STUART
Charles Dickun, Supervisor
221 East Osceola Street, Suite 150
Waterside Place
Stuart, Florida 34994-2237
(407) 221-4010 SC 269-4010

P&P OFFICE - VERO BEACH
Charles Bryant, Supervisor
2001 9th Avenue, Suite 213
Vero Beach, Florida 32960-6436
(407) 778-5050 SC 240-5050

P&P OFFICE - OKEECHOBEE
Lawrence Hoppock, Supervisor
101 N.W. 36th Street, Suite 1
P. O. Box 1803
Okeechobee, Florida 34973-1803
(813) 467-1333 SC 721-7310

P&P OFFICE - FT. PIERCE EAST
Eric Gidlund, Supervisor
901 South 3rd Street
Ft. Pierce, Florida 34947-5537
(813) 468-4064 SC 240-4064

————— **Region V** —————

Joseph E. Papy,
Regional Administrator
V.M. Castellano, Asst. Reg. Admin.
5422 West Bay Center Drive, #101
Tampa, Florida 33609
(813) 871-7230 SC 542-7230

P&P CIRCUIT OFFICE - CLEARWATER/N.
Charles Lyon, Circuit Admin.
Evie Henderson, Deputy
28050 US 19 North, Suite 206
Clearwater, Florida 34621-2600
(813) 725-7933 SC 558-7933

P&P OFFICE - ST. PETERSBURG
Robert G. Bond, Supervisor
525 Mirror Lake Drive, Room 515
St. Petersburg, Florida 33701-3243
(813) 893-2511 SC 594-2511

P&P CLEARWATER
Ward Griffin, Supervisor
634 Park Street
Clearwater, Florida 34616-5498
(813) 441-3866 SC 552-7200

P&P OFFICE - NEW PORT RICHEY
Charles Hurd, Supervisor
7621 Little Road, Suite 200
New Port Richey, Florida 34654-5525
(813) 841-4131 SC 538-4131

P&P OFFICE - DADE CITY
Douglas E. Prowant, Supervisor
456 North 7th Street
Dade City, Florida 33525-3404
(813) 521-1214 SC 635-1214

P&P OFFICE - LARGO
Robert G. Bond, Supervisor
4175 E. Bay Drive, Suite 101
Clearwater, Florida 34624-6999
(813) 538-7227 SC 558-7227

P&P OFFICE - SEMINOLE
Bernard McEntegart, Supervisor
8050 Seminole Mall, Suite 375
Seminole, Florida 34642-4712
(813) 547-7770 SC 594-7771

P&P OFFICE - TARPON SPRINGS
David Rice, Supervisor
1501 U. S. Alternate 19 S., Suite F
Tarpon Springs, Florida 34689-9625
(813) 942-5411 SC 538-5411

P&P OFFICE - ST. PETERSBURG S.
Mary E. Robinson, Supervisor
2554 22nd Avenue South
St. Petersburg, Florida 33712-3024
(813) 893-2743 SC 594-2743

P&P OFFICE - PINELLAS PARK
Donald R. Gray, Supervisor
6655 - 66th Street North, Suite 1
Pinellas Park, Florida 34665-5046
(813) 547-7670 SC 558-7670

P&P OFFICE - PASADENA
Victor Carro, Supervisor
5736 Central Avenue
St. Petersburg, Florida 33707-1791
(813) 893-2453 SC 594-2453

P&P OFFICE - PINELLAS/PASCO
Patti Harris, Supervisor
11351 Ulmerton Road, #23
Clearwater, Florida 34648-1635
(813) 588-3590 SC 558-3590

P&P OFFICE - GATEWAY
Matt Brewington, Supervisor
4906-D Creekside Drive
Clearwater, Florida 34620-4033
(813) 570-3110 SC 558-3110

P&P OFFICE - HUDSON
Thomas Vinson, Supervisor
8811 SR #52, Suite 21
Hudson, Florida 34667-6751
(813) 863-3411 SC 552-7252

P&P CIRCUIT OFFICE - TAMPA
Erio Alvarez, Jr., Circuit Admin.
Ike Brown, Deputy
2807 W. Busch Blvd., Suite 201
Tampa, Florida 33618-4518
(813) 272-3561 SC 571-3561

P&P OFFICE - TAMPA EAST
Robert Anderson, Supervisor
4510 Oakfair Boulevard, Suite 250
Tampa, Florida 33610-7371
(813) 620-6313 SC 542-6313

P&P OFFICE - TAMPA SOUTH
Sally Steen, Supervisor
4601 W. Kennedy Blvd., Suite 308
Tampa, Florida 33609-2549
(813) 871-7400 SC 542-7400

**P&P OFFICE -
TAMPA COURT ANNEX**
Richard Sopka, Supervisor
801 Twiggs
Tampa, Florida 33602-3515
(813) 272-3287 SC 571-3287

**P&P OFFICE -
TAMPA HILLDALE**
Jim Sommerkamp, Supervisor
7829 N. Dale Mabry Highway,
Suite 108
Tampa, Florida 33614-3267
(813) 871-7228 SC 542-7228

**P&P OFFICE -
TAMPA PENINSULA**
Vince Bentivegna, Supervisor
324 N. Dale Mabry Highway,
Suite 300
Tampa, Florida 33609-1267
(813) 873-4753 SC 542-4753

**P&P OFFICE -
SULPHUR SPRINGS**
Nancy Parrish, Supervisor
715 East Bird Street, Suite 200
Tampa, Florida 33603-3109
(813) 871-7165 SC 542-7165

P&P OFFICE - PLANT CITY
John A. Williamson, Supervisor
602 South Collins Street
Plant City, Florida 33566-5514
(813) 754-3528 SC 552-7870

P&P OFFICE - RIVERVIEW
Peter Hughes, Supervisor
7410 Commerce Street
Riverview, Florida 33569-4332
(813) 671-5035 SC 542-5035

P&P OFFICE - TAMPA N.E.
Robert Sutton, Supervisor
7402 North 56th Street
Corporate Square, Suite 750
Tampa, Florida 33617-7731
(813) 272-3256 SC 571-3256

P&P OFFICE - TAMPA NORTH
Fred Vascenti, Supervisor
12421 North Florida Avenue,
Suite A-110
Tampa, Florida 33612-4220
(813) 975-6542 SC 571-6542

P&P OFFICE - TAMPA CENTRAL
Don Parrish, Supervisor
1701 Republica De Cuba
Tampa, Florida 33605-5055
(813) 272-2604 SC 571-2604

**P&P OFFICE -
TAMPA NORTHWEST**
Gail Reddick, Supervisor
4515 George Road, Suite 340
Tampa, Florida 33634-7300
(813) 272-2655 SC 571-2655

P&P OFFICE - TAMPA WEST
James Downum, Supervisor
324 N. Dave Mabry, 2nd Floor
Tampa, Florida 33609
(813) 871-4715 SC 542-4715

**P&P CIRCUIT OFFICE -
SARASOTA**
LeRoy Jacoby, Circuit Admin.
Leonard Peeples, Deputy
2074 Ringling Boulevard, Suite 30
Sarasota, Florida 34237-7008
(813) 361-6322 SC 549-6322

P&P OFFICE - BRADENTON
John Finger, Supervisor
1401 Manatee Avenue West,
Drawer #45
Bradenton, Florida 34205-7823
(813) 741-3066 SC 599-3066

P&P OFFICE - ARCADIA
Leon Esachenko, Supervisor
13 East Oak Street, Suite A
Arcadia, Florida 33821-4422
(813) 993-4631 SC 740-4631

**P&P OFFICE -
HOLIDAY HARBOR**
Lawrence Carman, Supervisor
8464 South Tamiami Trail
Sarasota, Florida 34238-2936
(813) 966-2171 SC 552-7867

**P&P OFFICE -
BAYSHORE GARDENS**
Lawrence Burton, Supervisor
410 Cortez Road, West, Suite 275
Bradenton, Florida 34207-1545
(813) 751-7611 SC 599-7611

**P&P OFFICE -
SARASOTA NORTH**
Rosemary Griscom, Supervisor
4123 North Tamiami Trail
Sarasota, Florida 34234-3857
(813) 359-5610 SC 549-5610

**P&P CIRCUIT OFFICE -
FT MYERS**
Raymond A. Bocknor, Circuit Admin.
Joe Cruce, Deputy
4415 Metro Parkway, Suite 310
Ft. Myers, Florida 33916-9406
(813) 278-7240 SC 729-7240

**P&P OFFICE -
FT. MYERS SOUTH**
Daryl Promey, Supervisor
1856 Commercial Drive
Ft. Myers, Florida 33901-9091
(813) 278-7180 SC 729-7180

P&P OFFICE - NAPLES
Lauria Roosevelt, Supervisor
2500 Airport Road, Suite 114
Naples, Florida 33962-4884
(813) 774-4331 SC 721-7575

P&P OFFICE - LABELLE
Michael Edwards, Supervisor
Hendry County Courthouse
P. O. Box 117
LaBelle, Florida 33935-0117
(813) 675-0622 SC 721-7620

P&P OFFICE - PUNTA GORDA
Pam Donaldson, Supervisor
525 East Olympia Avenue, Suite 5 & 6
Punta Gorda, Florida 33950-3861
(813) 639-4444 SC 721-7279

**P&P OFFICE -
FT. MYERS DOWNTOWN**
Mark Lanahan, Supervisor
1601 N. Lee Street, Suite #3
Ft. Myers, Florida 33901
(813) 332-6917 SC 748-6917

P&P OFFICE - NAPLES NORTH
Mark Brotherton, Supervisor
1048 6th Avenue North
Naples, Florida 33940
(813) 434-5022 SC 974-5022

**P&P CIRCUIT OFFICE -
BARTOW**
C. Donald Waldron, Circuit Admin.
Bill Billar, Deputy
970 East Main Street
Bartow, Florida 33830-4905
(813) 534-7010 SC 549-7010

P&P OFFICE - LAKELAND
Nancy Ham, Supervisor
200 North Kentucky Avenue, Box #5
Suite 506
Lakeland, Florida 33801-4978
(813) 680-5571 SC 525-5585

P&P OFFICE - WINTER HAVEN
Richard Hansen, Supervisor
First Street Plaza
1132 1st Street South
Winter Haven, Florida 33880-3901
(813) 291-5235 SC 577-5235

P&P OFFICE - LAKE WALES
Mary L. Murphy, Supervisor
107 East Crystal Avenue
Lake Wales, Florida 33853-4136
(813) 676-2909 SC 552-7864

P&P OFFICE - SEBRING
Ted A. Roberts, Supervisor
171 U.S. Highway 27 North
Sebring, Florida 33870
(813) 382-0770 SC 721-7210

P&P OFFICE - WAUCHULA
Robert G. Lattig, Supervisor
Courthouse, Room 101
417 West Main Street
Wauchula, Florida 33873-2832
(813) 773-4777 SC 721-7130

P&P OFFICE - LAKELAND S.
Rhonda Wise, Supervisor
2125 Crystal Grove Drive
Lakeland, Florida 33801-6875
(813) 499-2222 SC 595-2222

**PRETRIAL
INTERVENTION
OFFICES**

Region I

PTI OFFICE - TALLAHASSEE
Steve Kaufman, CPO II
1240 Blountstown Highway
Park 20 West
Tallahassee, Florida 32304
(904) 488-3596 SC 278-3596

PTI OFFICE - PANAMA CITY
Dana D. Shine, CPO II
432 Magnolia Avenue
Panama City, Florida 32401
(904) 872-4139 SC 777-4139

PTI OFFICE - PENSACOLA
Deborah Ward, CPO II
615 North 8th Avenue
Pensacola, Florida 32503
(904) 444-8900 SC 693-8900

Region II

PTI OFFICE - LAKE CITY
Kathy Bates, CPO II
1992 South First Street
Post Office Box 490
Lake City, Florida 32056
(904) 758-0445 SC 885-0445

PTI OFFICE - GAINESVILLE
Charal A. Madison-Evans, CPO II
2002 N.W. 13th Street
3rd Floor, Suite 305
Gainesville, Florida 32609
(904) 336-2023 SC 625-2023

PTI OFFICE - DAYTONA BEACH
Greg Holcomb, CPO II
955-G Orange Avenue
Post Office Box 9295
Daytona Beach, Florida 32020
(904) 254-3716 SC 380-3752

PTI OFFICE - DELAND
Bill O'Neil, CPO I
650 W. New York Avenue
Deland, Florida 32720-5239
(904) 736-5310 SC 383-5310

PTI OFFICE - ST. AUGUSTINE
Judy Abel, CPO I
75 King St., Lightener Museum Bldg.
Post Office Box 3708
St. Augustine, Florida 32084
(904) 824-4494 SC 826-6380

PTI OFFICE - PALATKA
Nikki S. Bronstein, CPO I
423 St. Johns Avenue
Palatka, Florida 32177-4724
(904) 329-3757 SC 860-3757

PTI OFFICE - JACKSONVILLE
Carol Lechner, Supervisor III
4613 Phillips Highway, Suite 210
Jacksonville, Florida 32207-7290
(904) 448-4370 SC 880-4370

Region IV

PTI OFFICE - ORLANDO
Dennis White, Supr.
Richard Diagneault, Court Alternatives
Director
3444 McCrory Place, Suite 200
Orlando, Florida 32803
(407) 244-2500 SC 356-3000

PTI OFFICE - SANFORD
Donna Herich, CPO II
115 North Oak Avenue
Sanford, Florida 32771
(407) 322-7579 SC 352-7000

PTI OFFICE - TITUSVILLE
Bob Rubin, CPO II
Suite 203, 2nd Floor Middle Wing
Brevard Services Building
700 Park Avenue
Titusville, Florida 32780
(407) 269-8159 SC 320-8159

PTI OFFICE - TAVARES
Bill Cetto, CPO I
210 East Main Street
Tavares, Florida 32778
(904) 343-3121 SC 621-7370

Region IV

PTI OFFICE - KEY WEST
Ray Long, Circuit Administrator
1111 12th Street, Suite 402
Key West, Florida 33040-4086
(305) 292-6742 SC 464-6765

PTI OFFICE - MIAMI
Herbert Schoenfield, CPO III
990 S.W. 1st Street, Suite 301
Miami, Florida 33130
(305) 326-4689 SC 473-4689

PTI OFFICE - FT. LAUDERDALE
Benjamin J. Rivers, CPO II
200 S.W. 37th Avenue
Ft. Lauderdale, Florida 33312
(305) 321-2900 SC 421-2900

PTI OFFICE - WEST PALM BEACH
Eileen wiles, Supervisor II
1225 Omar Road
West Palm Beach, FL 33405-1096
(407) 837-5456 SC 252-5456

PTI OFFICE - FT. PIERCE
Marty Zientz, CPO II
3512 Okeechobee Road
Ft. Pierce, Florida 34947-4597
(407) 468-3933 SC 240-3933

Region V

PTI OFFICE - CLEARWATER

Jana Gerber, Supv.
Bay Park Executive Center
1454 U.S. Highway 19 South,
Suite 430
Clearwater, Florida 34624-3173
(813) 535-0781 SC 558-7212

PTI OFFICE - TAMPA

Lonnie Reddick, CPS III
7825 N. Dale Mabry Hwy., Suite 200
Tampa, Florida 33614
(813) 272-3620 SC 571-3620

PTI OFFICE - SARASOTA

C. Jolley Siegwald, CPO II
2074 Ringling Boulevard, Suite 30
Sarasota, Florida 34237-7008
(813) 953-3161 SC 552-7690

PTI OFFICE - BARTOW

Michael Braswell, CPO II
970 East Main Street
Bartow, Florida 33830-4905
(813) 533-0761 SC 552-7034

◆

**The Florida Department of Corrections
Annual Report for FY 1991-92
was coordinated
and published by:
The Bureau of Planning, Research and Statistics.
Telephone: (904) 488-1801**

◆

“This public document was promulgated at an annual cost of \$15,111 or \$4.03 per copy, including preparation, printing and distribution, to report activities and recommendations of the Department of Corrections to The Governor and Legislature as required by ss.20.315 (15), Florida Statute, and to provide vocational training for inmates working at PRIDE of Florida, Inc. Calhoun Division.”

