


ANNUAL REPORT of the COMPTROLLER



Fiscal Year 1980-81
Gerald Lewis, Comptroller
TE of FLORIDA





***ANNUAL
REPORT
of the
COMPTROLLER***

**For the Fiscal Year Ended
June 30, 1981**

STATE OF FLORIDA



OFFICE OF COMPTROLLER
DEPARTMENT OF BANKING AND FINANCE
STATE OF FLORIDA

TALLAHASSEE
32301

GERALD A. LEWIS
COMPTROLLER OF FLORIDA


November 30, 1981

The Honorable D. Robert Graham
Governor
State of Florida
Tallahassee, Florida

Dear Governor Graham:

Pursuant to the provisions of Chapters 17 and 20,
Florida Statutes, and other statutory requirements, I am
transmitting herewith the Annual Report of the Comptroller's
Office for the fiscal year ended June 30, 1981.

Respectfully submitted,


GERALD LEWIS



GERALD A. LEWIS
COMPTROLLER OF FLORIDA

OFFICE OF COMPTROLLER STATE OF FLORIDA

TALLAHASSEE
32301

November 30, 1981

AUDITOR'S CERTIFICATE

The Honorable Gerald Lewis
Comptroller of Florida
The Capitol
Tallahassee, Florida

Dear Comptroller Lewis:

Attached is a report of the financial transactions of the boards, departments, agencies, and institutions of the State of Florida for the fiscal year ended June 30, 1981. This report has been prepared from information contained in the records of the Comptroller's Office, and has been reconciled with the State Treasurer.

This will certify that Exhibits A to E, inclusive with the supporting Schedules, correctly reflect the receipts of record, disbursements, and balances of the funds, accounts and appropriations of the State of Florida for the period stated.

Respectfully submitted,

Thomas G. Clemons, Director
Division of Accounting
and Auditing

FOREWORD

Section 215.32, Florida Statutes, provides that financial operations of the State of Florida covering all receipts and expenditures be maintained through the use of four funds, namely:

General Revenue—

(a) *The General Revenue Fund shall consist of all moneys received by the State from every source whatsoever, except as provided in paragraphs (b) and (c). Said moneys shall be expended pursuant to general revenue fund appropriations acts or transferred as provided in paragraph (c).*

Trust—

(b) 1. *The trust funds shall consist of moneys received by the state which under law or under trust agreement are segregated for a purpose authorized by law. The Administration Commission of the Department of Administration shall have the power and authority to approve the establishment of any trust fund it deems necessary to preserve the integrity of any moneys received or collected by a state agency for a specific use or purpose authorized by law. The state agency, receiving or collecting such moneys shall be responsible for their proper expenditure as provided by law.*

Working Capital—

(c) *The Working Capital Fund shall consist of an amount not more than ten percent of the amount of net revenue of the general revenue fund for the preceding fiscal year, which accrues from moneys in the general revenue fund which are in excess of the amount needed to meet the general revenue fund appropriations acts, as determined by the Executive Office of the Governor. Said moneys are hereby appropriated for transfer to the general revenue fund whenever it is determined by the Administration Commission that revenue collections in the general revenue fund will be less than the estimated amount recommended to the Legislature by the Executive Office of the Governor during the same fiscal year and when the Administration Commission determines, after consultation with the legislative appropriations committees, that it would be more prudent to transfer the Working Capital Funds than to reduce agency operating budgets pursuant to Section 216.221. When not required to meet general revenue fund appropriations, said moneys shall be used as a revolving fund for transfers as provided by Section 215.18, and when the Comptroller determines that said moneys are not needed for either type of transfer, they may be temporarily invested as provided in Sections 215.44-215.53.*

Federal Revenue Sharing—

(d) *The Federal Revenue Sharing Fund shall consist of all moneys received by the state from any Federal Revenue Sharing Act. Said funds shall be expended pursuant to appropriation acts or as otherwise provided for by law.*

Unless otherwise provided by law, the disbursement of moneys from all four funds will, in accordance with Chapter 216, Florida Statutes, be subject to approval of the Administration Commission, Executive Office of the Governor. The Administration Commission is composed of the Governor, Comptroller, Treasurer, Attorney General, Secretary of State, Commissioner of Agriculture, and Commissioner of Education.

Chapter 17, Florida Statutes, provides the Comptroller shall, as the State's disbursing officer:

"examine, audit, adjust and settle the accounts of all the officers of this state," and "may prescribe the forms of all papers, vouchers, reports, and returns, and the manner of keeping the accounts and papers to be used by the officers of this state." The comptroller shall also "erase from any original account all items disallowed by him."

As provided by Section 215.01, Florida Statutes, for a fiscal year beginning on the first day of July and ending on the thirtieth day of June the following year, all exhibits, schedules or statements shown in this report cover the period July 1, 1980 to June 30, 1981 unless otherwise indicated.


Additional information on financial requirements insofar as receipts, disbursements, or any transaction affecting a State account are concerned may be obtained from Chapter 3A, Florida Administrative Code.

Published by the Comptroller of Florida

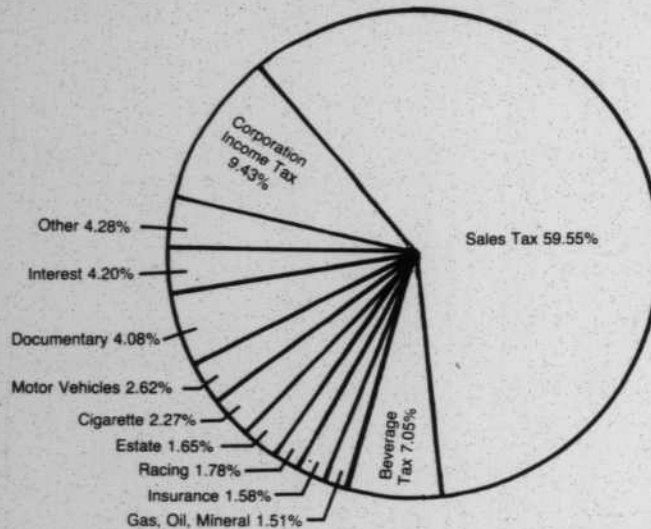
This public document was promulgated at an annual cost of \$20,369.00 or \$26.49 per copy in compliance with statutory requirements.

TABLE OF CONTENTS

	PAGE NO.
Revenue from the Florida Tax Dollar to the General Revenue Fund.....	8
Expenditures of the Florida Tax Dollar from the General Revenue Fund	9
 EXHIBITS:	
A—Comparison of Receipts by Source, Disbursements by Function and Balances for Ten-Year Period July 1, 1971 to June 30, 1981	10
B—Receipts, Disbursements and Balances by Fund and Receipts by Source.....	15
C—Abstract of Funded Accounts.....	16
D—Abstract of General Revenue Appropriations	48
E—Disbursements by Fund, Division and Department	178
 SCHEDULES:	
Schedule 1 of Exhibit B—Revenue to the General Revenue Fund by Months.....	190
Schedule 1 of Exhibit D—Disbursements from the General Revenue Fund by Department/Division and Function for the Five-Year Period July 1, 1976 Through June 30, 1980-1981	192
 STATISTICS	
 REVENUE STATEMENTS:	
Sales and Use Tax Collections.....	200
Gasoline and Special Fuel Tax Collections by Counties	202
Gasoline and Special Fuel Tax Allocations	203
Collections By or Within Counties of Major Sources of Revenue.....	204
 DISTRIBUTIONS TO COUNTIES AND MUNICIPALITIES:	
Distribution to School Districts from Educational Programs.....	206
Distribution to Counties from Other State Sources	208
Statement of Direct Assistance	210
Distribution of Pari-Mutuel Wagering Funds to Counties	212
Distribution to Municipalities.....	213
 MISCELLANEOUS STATEMENTS:	
Combined Balance Sheet—All Funds	220
Combined Changes in Fund Balances/Retained Earnings—All Funds	222
Combined Statement of Revenues, Expenses, and Changes in Retained Earnings/Fund Balance, All Proprietary Fund Types and Similar Trust Funds for the Fiscal Year Ended June 30, 1981	223
Unemployment Compensation Account with the United States Treasury	225
Statement of Investments.....	225
Retirement Systems, Pensions and Relief Acts.....	226
Comparison of Pari-Mutuel Wagering Receipts and Disbursements for the Five-Year Period July 1, 1976 to June, 1980-1981	227
Disbursements by Department and Division from Refund of Overpayment of Taxes Account.....	230
Object Classification of Expenditures.....	231
Working Capital Fund—Changes in Fund Balance	232
Federal Revenue Sharing Fund—Changes in Fund Balance	232
ALPHABETICAL INDEX OF DEPARTMENTS.....	233



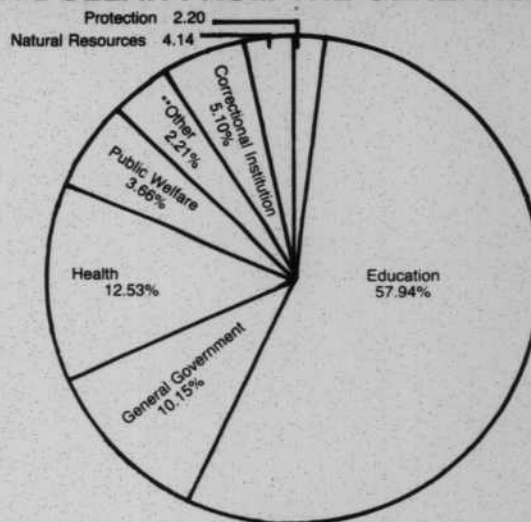
REVENUE FROM THE FLORIDA TAX DOLLAR TO THE GENERAL REVENUE FUND



Source	1976-1977	1977-1978	1978-1979	1979-1980	1980-1981
SALES AND USE TAXES	\$1,398,589,631	\$1,644,746,777	\$1,946,982,772	\$2,252,113,698	\$2,542,895,498
Percent Increase/Decrease over Previous Year	11.52%	17.60%	18.38%	15.67%	12.91%
Percent of Total Revenue	56.42%	58.64%	59.94%	59.93%	59.55%
BEVERAGE TAX	187,075,225	245,541,515	268,850,933	283,008,443	300,844,942
Percent Increase/Decrease over Previous Year	3.52%	31.25%	9.49%	5.27%	6.30%
Percent of Total Revenue	7.55%	8.75%	8.28%	7.53%	7.05%
MOTOR VEHICLE LICENSES AND FEES	210,656,707	87,419,414	93,437,814	107,087,102	111,846,067
Percent Increase/Decrease over Previous Year	53.40%	(58.50%)	6.88%	14.61%	4.44%
Percent of Total Revenue	8.50%	3.12%	2.88%	2.85%	2.62%
DOCUMENTARY STAMP TAX	82,718,967	108,157,600	134,193,017	144,306,466	174,423,135
Percent Increase/Decrease over Previous Year	20.24%	30.75%	24.07%	7.54%	20.87%
Percent of Total Revenue	3.34%	3.86%	4.13%	3.84%	4.08%
INSURANCE PREMIUM TAXES	48,500,000	61,554,131	50,947,512	60,000,000	67,500,000
Percent Increase/Decrease over Previous Year	17.77%	26.92%	(17.23%)	17.77%	12.50%
Percent of Total Revenue	1.96%	2.19%	1.56%	1.60%	1.58%
PARI-MUTUEL WAGERING TAXES	53,097,161	56,200,672	67,733,555	63,806,066	75,977,288
Percent Increase/Decrease over Previous Year	5.62%	5.84%	20.52%	(5.80%)	19.08%
Percent of Total Revenue	2.14%	2.01%	2.09%	1.70%	1.78%
CIGARETTE TAXES	39,277,304	81,641,115	85,836,772	88,949,246	96,979,896
Percent Increase/Decrease over Previous Year	3.16%	107.86%	5.14%	3.63%	9.03%
Percent of Total Revenue	1.58%	2.91%	2.64%	2.37%	2.27%
CORPORATION INCOME TAXES	194,199,431	256,189,174	314,408,877	371,404,856	402,471,088
Percent Increase/Decrease over Previous Year	7.45%	31.92%	22.73%	18.13%	8.36%
Percent of Total Revenue	7.83%	9.13%	9.68%	9.88%	9.43%
ESTATE TAXES	49,319,425	45,815,887	55,908,081	69,910,067	70,619,368
Percent Increase/Decrease over Previous Year	29.97%	(7.10%)	22.03%	25.04%	1.01%
Percent of Total Revenue	1.99%	1.63%	1.72%	1.86%	1.65%
INTANGIBLE TAXES¹	38,810,849	44,413,524			
Percent Increase/Decrease over Previous Year	20.76%	14.44%			
Percent of Total Revenue	1.57%	1.58%			
GAS, OIL AND MINERAL TAX	38,923,248	76,021,867	88,081,515	53,016,387	64,398,542
Percent Increase/Decrease over Previous Year20%	95.31%	15.86%	(39.81%)	21.47%
Percent of Total Revenue	1.57%	2.71%	2.71%	1.41%	1.51%
INTEREST	26,162,228	35,575,130	70,397,767	138,132,085	179,173,382
Percent Increase/Decrease over Previous Year	(28.52%)	35.98%	97.88%	96.22%	29.71%
Percent of Total Revenue	1.06%	1.27%	2.17%	3.68%	4.20%
OTHER REVENUE	111,479,775	61,621,485	71,711,100	126,123,813	182,833,314
Percent Increase/Decrease over Previous Year	24.13%	(44.72%)	16.37%	75.88%	44.96%
Percent of Total Revenue	4.49%	2.20%	2.20%	3.35%	4.28%
TOTAL REVENUE TO GENERAL REVENUE FUND	<u>\$2,478,809,951</u>	<u>\$2,804,898,291</u>	<u>\$3,248,489,715</u>	<u>\$3,757,858,229</u>	<u>\$4,269,962,520</u>
PERCENT INCREASE/DECREASE OVER PREVIOUS YEAR	<u>13.37%</u>	<u>13.16%</u>	<u>15.81%</u>	<u>15.68%</u>	<u>13.63</u>

¹Intangible tax has been collected under a Trust Fund since 1978.

*EXPENDITURES OF THE FLORIDA TAX DOLLAR FROM THE GENERAL REVENUE FUND



1980-81

Function	1976-77	1977-78	1978-79	1979-80	1980-81
GENERAL GOVERNMENT	\$ 241,990,074	\$ 273,825,570	\$ 291,209,769	\$ 339,457,713	\$ 430,661,110
Percent Increase/Decrease over Previous Year	17.00%	13.16%	6.35%	16.57%	26.87%
Percent of Total Expenditures	10.03%	10.40%	9.49%	9.09%	10.15%
PROTECTION TO PERSONS AND PROPERTY	50,758,511	53,068,722	58,429,815	71,244,071	93,459,481
Percent Increase/Decrease over Previous Year	10.89%	4.55%	10.10%	21.92%	31.18%
Percent of Total Expenditures	2.10%	2.02%	1.90%	1.91%	2.20%
HOSPITALS, HEALTH AND SANITATION	211,679,143	233,728,126	259,846,292	311,222,150	531,687,796
Percent Increase/Decrease over Previous Year	1.31%	10.42%	11.17%	19.77%	70.84%
Percent of Total Expenditures	8.77%	8.88%	8.47%	8.34%	12.53%
DEVELOPMENT AND CONSERVATION OF					
NATURAL RESOURCES	83,870,791	94,643,518	109,601,809	123,590,959	175,915,322
Percent Increase/Decrease over Previous Year14%	12.84%	15.80%	12.76%	42.34%
Percent of Total Expenditures	3.48%	3.60%	3.57%	3.31%	4.14%
HIGHWAYS¹	14,684,927	5,295,417	4,187,098	24,638,730	81,424,205
Percent Increase/Decrease over Previous Year	(72.10%)	(63.94%)	(20.93%)	488.44%	230.47%
Percent of Total Expenditures61%	.20%	.14%	.66%	1.92%
PUBLIC WELFARE	198,378,714	215,948,245	241,408,063	267,587,932	155,322,861
Percent Increase/Decrease over Previous Year	5.90%	8.86%	11.79%	10.84%	(41.95%)
Percent of Total Expenditures	8.22%	8.20%	7.87%	7.17%	3.66%
EDUCATION	1,439,799,642	1,575,957,968	1,753,160,307	2,172,490,981	2,459,260,576
Percent Increase/Decrease over Previous Year	5.26%	9.46%	11.24%	23.92%	13.20%
Percent of Total Expenditures	59.66%	59.87%	57.15%	58.18%	57.94%
PARKS, MONUMENTS AND MEMORIALS	158,168	9,880,077	17,739,968	15,335,065	302,393
Percent Increase/Decrease over Previous Year	(70.94%)	6,146.57%	79.55%	13.56%	98.03%
Percent of Total Expenditures01%	.38%	.58%	.41%	.01%
CORRECTIONAL INSTITUTIONS	137,553,045	144,050,206	180,104,238	195,792,293	216,526,497
Percent Increase/Decrease over Previous Year	4.55%	4.72%	25.03%	8.71%	10.59%
Percent of Total Expenditures	5.70%	5.47%	5.87%	5.24%	5.10%
RETIREMENTS, PENSIONS AND RELIEF ACTS	2,566,282	3,194,136	3,575,379	4,362,649	5,814,962
Percent Increase/Decrease over Previous Year	39.36%	24.47%	11.94%	22.02%	33.29%
Percent of Total Expenditures11%	.12%	.12%	.12%	.14%
OTHER	31,778,23 ²	22,749,501	148,425,768 ³	208,111,914 ⁴	93,864,356 ⁵
Percent Increase/Decrease over Previous Year	(19.78%)	(28.41%)	522.44%	40.21%	54.90%
Percent of Total Expenditures	1.31%	.86%	4.84%	5.57%	2.21%
TOTAL EXPENDITURES FROM THE GENERAL REVENUE FUND	\$ 2,413,217,534	\$ 2,632,341,486	\$ 3,067,688,506	\$ 3,733,834,457	\$ 4,244,239,559
PERCENT INCREASE/DECREASE OVER PREVIOUS YEAR	3.72%	9.08%	16.54%	21.71%	13.66%

¹Includes Capital Outlay Expenditures
²Includes Parks, Highways and Retirement Functions

³Includes \$6,532,240.71 transfer to Working Capital Fund.
⁴Includes \$127,526,599.00 transfer to Working Capital Fund.
⁵Includes \$182,573,872.52 transfer to Working Capital Fund.
⁶Includes \$51,485,218.45 transfer to Working Capital Fund.

¹Loans to Department of Transportation for advanced interstate construction

**COMPARISON OF RECEIPTS BY SOURCE, DISBURSEMENTS BY FUNCTION, AND
BALANCES FOR TEN-YEAR PERIOD JULY 1, 1971 TO JUNE 30, 1981**

Line No.	RECEIPTS BY SOURCE	1971-72	1972-73	1973-74
DIRECT REVENUE				
STATE TAXATION:				
1	General Inspection Fees and Licenses	\$ 8,832,183.68	\$ 9,474,563.76	\$ 9,173,793.76
2	Citrus Inspection Fees and Licenses	6,383,226.09	6,163,733.14	8,083,834.38
3	Capital Stock Tax (Repealed)	3,043,052.93	200,797.64	
4	Corporation Privilege Tax	10,426,837.68	785,556.76	659,793.24
5	Corporation Charter Tax	1,142,854.55	1,903,946.01	1,941,204.81
6	Corporation Income Tax	27,873,659.44	147,708,344.09	188,777,865.70
7	Other Department of State Fees, Licenses and Taxes	4,090,511.50	4,097,562.85	3,881,445.25
8	Department of Insurance and Treasurer Fees, Licenses and Taxes	2,168,115.68	1,738,460.28	3,130,922.63
9	Utilities Tax	23,967,801.05	28,769,776.03	35,498,612.78
10	Educational Fees, Licenses and Taxes	16,515,721.42	24,806,508.05	31,206,819.59
11	Pari-Mutuel Wagering Fees, Licenses and Taxes	61,610,335.35	67,549,932.31	76,844,466.31
12	Cigarette Tax	146,287,591.71	160,062,334.17	174,240,057.79
13	Beverage Licenses and Taxes	150,273,918.09	165,897,096.72	180,319,686.78
14	Workmen's Compensation Tax	3,805,721.85	5,017,762.64	6,426,519.23
15	Workmen's Compensation Special Disability Tax	1,745,096.35	2,903,638.67	3,854,356.49
16	Unemployment Compensation Tax	49,613,103.03	62,535,709.39	70,684,390.68
17	Citrus Taxes	18,113,090.96	22,612,456.56	27,934,400.47
18	Professional and Occupational Regulatory Boards' Fees and Licenses	3,845,796.78	5,343,465.75	5,846,156.81
19	Occupational Licenses (Repealed)	3,982,653.22	34,883.50	
20	Auto Road Tax	1,363,935.50	1,848,342.23	2,947,304.02
21	Gasoline Tax	287,981,552.93	325,297,347.86	331,531,884.17
22	Special Motor Fuel Tax	18,908,198.99	23,289,121.26	26,052,564.50
23	Oil and Gas Production Tax	1,027,142.87	4,909,609.99	12,176,730.03
24	Land Acquisition Tax	9,320,019.68	13,431,321.26	13,994,685.40
25	Insurance Premium Tax	39,864,426.07	42,678,482.33	45,776,401.88
26	Intangibles Tax	99,813,957.34	91,400,131.57	94,450,578.15
27	Documentary Stamp Tax	58,595,157.12	81,374,668.99	84,332,051.52
28	Estate Tax	31,341,393.45	32,883,563.45	40,942,753.70
29	Sales and Use Tax	875,767,558.57	1,041,145,003.04	1,196,342,464.64
30	Hunting and Fishing Licenses	4,535,276.13	5,019,667.25	5,273,065.95
31	Motor Vehicle and Mobile Home Licenses	133,632,098.07	150,191,527.85	166,113,022.73
32	Motor Vehicle Inspection Fees	1,967,740.30	2,097,921.30	2,284,398.80
33	Auto Title and Lien Fees	6,669,847.76	7,625,886.99	7,347,018.51
34	Driver Licenses and Fees	14,651,912.78	15,647,295.41	17,253,680.63
35	Other Fees, Licenses and Taxes	23,548,968.86	26,349,351.77	31,789,758.99
36	TOTAL STATE TAXATION	\$ 2,152,710,457.78	\$ 2,582,795,770.87	\$ 2,907,112,690.32
AIDS AND DONATIONS:				
37	Counties and Cities	\$ 15,890,029.37	\$ 17,854,294.77	\$ 19,153,646.97
38	U.S. Government	626,904,223.57	757,339,179.90	757,389,943.68
39	Other	12,566,123.19	14,732,363.43	24,491,709.03
40	TOTAL AIDS AND DONATIONS	\$ 655,360,376.13	\$ 789,925,838.10	\$ 801,035,299.68
OTHER DIRECT REVENUE:				
41	Miscellaneous Revenue	\$ 148,354,463.67	\$ 155,270,464.96	\$ 152,926,771.78
42	Earnings on Investments and Deposits	77,310,535.01	105,594,891.51	169,928,271.07
43	TOTAL OTHER DIRECT REVENUE	\$ 225,664,998.68	\$ 260,865,356.47	\$ 322,855,042.85
44	TOTAL DIRECT REVENUE	\$ 3,033,735,832.59	\$ 3,633,586,965.44	\$ 4,031,003,032.85
NON-OPERATING REVENUE				
45	RETIREMENT AND SOCIAL SECURITY CONTRIBUTIONS	\$ 381,242,112.58	\$ 433,907,415.95	\$ 510,254,769.93
NON-RECURRING REVENUE:				
46	Land Sales or Leases	\$ 3,319,405.31	\$ 2,838,581.06	\$ 2,099,319.67
47	Sale of Investments	417,241,324.00	719,154,425.05	1,180,426,606.54
48	Sale of Revenue Certificates—County Schools	7,155,000.00	13,985,000.00	271,520,000.00
49	Sale of Revenue Certificates Other	112,482,672.77	92,134,926.33	265,591,916.37
50	U. C. Payments from Federal Trust Fund	47,865,000.00	37,395,000.00	56,808,000.00
51	Collections for Internal Revenue Service	77,093,896.52	98,083,791.12	123,098,289.00
52	Service Charges to General Revenue	12,347,548.32	17,046,607.98	18,635,815.96
53	Other Non-Recurring Revenue	83,058,246.17	100,957,088.68	133,034,932.52
54	TOTAL NON-RECURRING REVENUE	\$ 760,563,093.09	\$ 1,081,595,420.22	\$ 2,051,214,880.06
55	REFUNDS AND INTER-FUND TRANSFERS	\$ 870,093,182.44	\$ 1,483,953,284.82	\$ 1,782,821,800.32
56	TOTAL NON-OPERATING REVENUE	\$ 2,011,898,388.11	\$ 2,999,456,120.99	\$ 4,344,291,450.31
57	TOTAL REVENUE	\$ 5,045,634,220.70	\$ 6,633,043,086.43	\$ 8,375,294,483.16
BALANCES				
58	BEGINNING BALANCES	\$ 184,070,698.38	\$ 417,485,404.75	\$ 658,817,157.25
59	TOTAL REVENUE AND BALANCES	\$ 5,229,704,919.08	\$ 7,050,528,491.18	\$ 9,034,111,640.41

COMPARISON OF RECEIPTS BY SOURCE, DISBURSEMENTS BY FUNCTION, AND BALANCES FOR TEN-YEAR PERIOD JULY 1, 1971 TO JUNE 30, 1981

1974-75	1975-76	1976-77	1977-78	1978-79	1979-80	1980-81	Percentage Increase/Decrease Over Previous Year	Line No.
\$ 9,177,910.97	\$ 9,395,795.62	\$ 9,521,843.03	\$ 9,974,009.59	\$ 10,809,019.28	\$ 10,911,858.25	\$ 9,357,856.66	(14.24)%	1
7,957,322.21	8,726,346.98	8,705,776.24	9,341,520.82	10,174,466.96	11,742,700.45	14,148,693.57	20.49	2
756,228.11	1,024,846.80	953,889.83	1,698,497.03	2,165,820.29	2,072,610.05	2,721,521.70	31.31	3
1,346,543.21	1,514,843.77	2,000,384.97	2,033,098.28	2,385,831.65	2,875,394.35	3,040,952.91	5.76	4
180,256,463.23	180,739,954.42	194,199,430.65	256,189,174.44	314,408,877.47	371,404,856.41	402,471,087.63	8.36	5
4,343,119.85	4,703,611.61	5,657,724.94	5,600,812.95	6,628,564.97	6,885,406.81	9,296,032.86	35.01	6
5,235,741.23	5,871,941.97	6,837,175.13	7,749,727.21	8,935,208.18	10,699,977.90	12,308,761.48	15.04	7
45,315,275.62	55,254,728.91	60,766,864.33	70,807,172.47	80,251,026.75	91,594,924.83	137,372,887.74	49.98	8
32,880,491.81	38,709,205.57	42,600,962.30	43,019,295.13	40,992,427.94	40,307,500.78	43,901,312.05	8.92	9
81,156,628.54	82,007,355.02	85,137,943.78	88,400,139.32	100,028,550.02	102,747,764.40	105,880,429.03	3.05	10
176,948,455.46	182,590,282.48	186,355,456.44	232,479,883.28	239,878,073.31	255,845,173.99	266,171,893.36	4.04	11
184,576,000.54	192,594,246.90	199,832,428.57	258,497,237.74	282,248,869.92	296,829,331.66	315,163,837.32	6.18	12
6,974,866.77	7,364,442.34	9,399,011.77	13,863,318.13	17,637,430.04	11,362,183.77	8,357,952.63	(26.44)	13
4,294,930.61	7,969,958.76	10,192,848.28	10,687,103.58	18,690,327.89	17,493,823.04	15,054,711.32	(13.94)	14
83,877,852.08	147,673,553.30	245,752,253.24	319,417,516.50	390,017,106.64	292,097,023.85	218,740,443.25	(25.11)	15
23,738,009.87	24,660,091.27	26,179,489.58	23,332,110.11	29,402,747.02	30,515,687.62	28,805,988.81	(5.60)	16
7,449,602.76	7,612,431.26	10,414,318.50	11,088,334.69	12,324,912.00	12,936,086.75	16,141,304.08	24.78	17
2,178,105.00	2,129,387.65	2,305,714.00	2,399,375.60	2,625,255.70	2,909,209.60	3,704,148.97	27.32	18
338,297,030.34	344,789,921.32	357,356,391.45	376,282,076.57	395,338,227.98	379,783,323.12	374,825,543.62	(1.31)	19
24,221,027.65	24,925,335.89	26,973,789.03	30,384,873.24	34,816,016.51	37,350,383.18	42,442,026.65	13.63	20
20,213,769.34	26,371,059.12	26,438,786.75	42,768,078.03	49,306,568.32	57,317,649.43	95,240,319.99	66.16	21
10,361,305.31	11,449,302.17	13,687,343.08	18,197,223.44	23,587,006.25	8,071,229.76	57,584.41	(99.29)	22
50,384,668.61	59,191,053.93	74,097,083.06	79,993,379.97	85,684,831.47	92,269,517.01	97,027,193.77	5.16	23
72,476,986.41	78,563,730.18	93,278,011.22	104,378,351.48	118,145,401.70	134,044,735.04	157,408,762.37	17.43	24
63,048,718.75	68,794,507.00	82,718,967.04	108,157,600.09	134,193,016.79	175,737,223.34	209,672,254.65	19.31	25
34,294,003.62	37,945,358.47	49,319,425.48	45,815,886.58	55,908,080.72	69,910,066.70	70,619,367.92	1.01	26
1,199,521,207.59	1,254,085,577.58	1,398,589,656.57	1,644,746,776.98	1,946,982,771.77	2,252,113,697.85	2,542,895,498.09	12.91	27
5,548,776.62	5,152,657.08	5,139,426.78	5,514,594.35	6,151,815.60	8,472,310.40	8,883,013.41	4.85	28
175,624,371.59	179,932,696.05	255,596,965.27	131,020,914.76	209,433,515.94	226,539,955.41	226,403,893.78	(.06)	29
2,126,832.00	2,079,529.20	2,211,412.20	2,378,756.40	2,522,306.00	2,594,007.00	2,529,403.60	(2.49)	30
6,667,817.21	8,731,264.47	9,379,989.10	9,532,627.00	9,626,248.19	9,490,603.95	10,639,756.97	12.11	31
19,395,948.91	20,430,716.85	22,609,496.73	21,412,808.57	20,245,992.44	24,345,730.21	27,866,142.46	14.46	32
40,413,439.79	60,124,715.78	63,433,487.95	170,738,182.82	95,178,857.03	119,104,114.72	129,001,388.65	8.31	33
\$ 2,921,059,451.61	\$ 3,143,110,449.72	\$ 3,587,643,747.29	\$ 4,157,900,457.15	\$ 4,756,728,172.74	\$ 5,168,376,061.63	\$ 5,608,151,965.71	8.51	34
\$ 23,923,946.84	\$ 23,350,438.87	\$ 12,291,241.87	\$ 17,044,160.19	\$ 18,400,905.74	\$ 24,052,840.73	\$ 28,099,952.47	16.83	35
1,009,517,958.25	1,080,279,400.35	1,253,129,833.15	1,335,494,575.41	1,380,173,361.90	1,732,599,769.08	1,921,700,588.00	10.91	36
27,947,435.26	34,607,617.92	35,955,195.63	37,762,315.46	47,660,144.52	52,180,149.76	60,923,061.38	16.76	37
\$ 1,061,389,340.35	\$ 1,138,237,457.14	\$ 1,301,376,270.65	\$ 1,390,301,051.06	\$ 1,446,234,412.16	\$ 1,808,832,759.57	\$ 2,010,723,601.85	11.16	38
\$ 159,606,076.53	\$ 190,056,554.26	\$ 233,868,274.57	\$ 300,771,185.90	\$ 367,313,624.16	\$ 418,240,113.33	\$ 419,861,001.65	.39	39
202,880,572.20	187,762,958.82	205,292,319.58	251,105,135.49	329,573,556.83	439,793,051.31	191,172,209.89	(56.53)	40
\$ 362,486,648.73	\$ 377,819,513.08	\$ 439,160,594.15	\$ 551,876,321.39	\$ 696,887,180.99	\$ 858,033,164.64	\$ 611,033,211.54	(28.79)	41
\$ 4,344,935,440.69	\$ 4,659,167,419.94	\$ 5,328,180,612.09	\$ 6,100,077,829.06	\$ 6,899,849,765.89	\$ 7,835,241,985.84	\$ 8,229,908,779.10	5.04	42
\$ 656,791,713.78	\$ 701,703,743.44	\$ 759,063,602.07	\$ 887,524,175.64	\$ 989,884,971.31	\$ 1,124,859,234.90	\$ 1,270,217,027.88	12.92	43
\$ 2,004,737.86	\$ 3,499,225.77	\$ 3,470,516.64	\$ 3,466,902.81	\$ 3,063,395.02	\$ 3,293,096.88	\$ 6,000,910.96	82.23	44
1,229,326,261.50	1,278,797,978.95	1,469,720,535.41	1,514,835,045.83	1,663,020,310.95	1,379,367,651.43	1,872,967,872.62	35.78	45
34,150,000.00	64,595,000.00	33,696,500.00	27,268,500.00	49,300,000.00	260,000.00	99,260,009.87	38,076.93	46
171,197,279.00	177,311,662.20	187,425,585.11	303,434,239.57	368,416,561.92	44,368,790.52	175,396,210.14	295.31	47
282,650,000.00	466,665,000.00	254,040,254.67	159,300,000.00	103,700,000.00	131,361,610.26	189,299,792.60	44.11	48
138,602,422.30	128,848,807.49	146,978,027.10	154,391,888.33	176,541,426.41	204,803,102.24	240,031,704.08	17.20	49
19,054,767.84	19,517,764.23	20,919,233.39	23,070,088.95	25,066,903.70	25,499,765.88	26,490,106.44	3.88	50
112,178,921.03	176,017,860.53	200,805,351.25	109,729,176.35	152,941,636.07	140,982,405.48	147,859,522.71	4.88	51
\$ 1,989,164,389.53	\$ 2,315,253,299.17	\$ 2,317,056,003.57	\$ 2,295,495,841.84	\$ 2,542,070,234.07	\$ 1,929,936,422.69	\$ 2,757,306,129.42	42.87	52
\$ 2,001,125,657.99	\$ 1,877,627,731.74	\$ 1,886,572,013.73	\$ 2,033,474,019.50	\$ 2,117,583,598.71	\$ 2,591,967,812.57	\$ 2,812,994,697.17	8.53	53
\$ 4,647,081,761.30	\$ 4,894,584,774.35	\$ 4,962,691,619.37	\$ 5,216,494,036.98	\$ 5,649,538,804.09	\$ 5,646,763,470.16	\$ 6,840,517,854.47	21.14	54
\$ 8,992,017,201.99	\$ 9,553,752,194.29	\$ 10,290,872,231.46	\$ 11,316,571,866.58	\$ 12,549,388,569.98	\$ 13,482,005,456.00	\$ 15,070,426,633.57	11.78	55
\$ 810,392,239.32	\$ 592,290,684.46	\$ 425,405,867.29	\$ 524,114,664.01	\$ 779,054,972.29	\$ 989,463,458.60	\$ 1,076,197,879.89	8.77	56
\$ 9,802,409,441.31	\$ 10,146,042,878.75	\$ 10,716,278,098.75	\$ 11,840,686,530.59	\$ 13,328,443,542.27	\$ 14,471,468,914.60	\$ 16,146,624,513.46	11.58	57

COMPARISON OF RECEIPTS BY SOURCE, DISBURSEMENTS BY FUNCTION, AND BALANCES FOR TEN-YEAR PERIOD JULY 1, 1971 TO JUNE 30, 1981

Line No.	RECEIPTS BY SOURCE	1971-72	1972-73	1973-74
OPERATING DISBURSEMENTS:				
1	General Government	\$ 108,828,710.65	\$ 142,411,731.06	\$ 189,067,375.53
2	Protection to Persons and Property	52,160,774.79	66,317,466.61	76,235,258.28
3	Hospitals, Health and Sanitation	136,181,351.65	177,596,381.44	316,047,077.40
4	Development and Conservation of Natural Resources	99,884,549.55	116,814,858.07	139,127,961.08
5	Highways	367,823,388.91	406,573,182.48	984,677,393.80
Public Welfare:				
6	Unemployment Compensation Benefits	54,520,759.17	43,297,431.20	60,736,963.85
7	Aids and Administration	351,742,437.65	436,621,821.51	428,191,056.89
Education:				
8	State Universities	321,480,815.82	366,913,871.25	417,846,430.03
9	Other	83,327,992.67	84,279,060.78	79,888,161.91
10	Parks, Monuments and Memorials	6,965,118.70	7,552,686.79	47,612,255.97
11	Correctional Institutions	58,370,523.04	82,671,707.38	111,313,271.04
12	Retirements, Pensions and Relief Acts	66,502,249.54	78,434,476.06	92,351,443.61
13	TOTAL OPERATING DISBURSEMENTS	\$ 1,707,788,672.14	\$ 2,009,484,674.63	\$ 2,943,094,649.39
AID TO CITIES:				
14	Revenue Sharing Trust Fund for Municipalities ¹	\$	\$ 132,300,518.50	\$ 154,643,380.13
15	Local Government Additional Homestead Exemption
16	Municipal Financial Assistance Trust Fund	18,468,563.89	19,443,577.43
17	Cigarette Tax	81,611,475.44
18	Auto Mileage Tax (Common Carriers)	34,850.00
19	8th Cent Motor Fuel Tax	12,791,621.74
20	Beverage Licenses ²	2,704,260.78	2,825,316.47	2,939,004.81
21	Mobile Home Licenses	1,528,306.68	2,071,975.97
22	Municipal Firemen's Pension Fund	2,470,471.99	2,839,685.82
23	Municipal Police Officer's Retirement Fund	3,896,975.65	4,531,733.20
24	U. S. Emergency Government and Disaster Relief	382,678.08
25	Motor Fuel Tax
26	Other	168,556.78	250,487.54	102,455.80
27	TOTAL AID TO CITIES	\$ 103,678,212.38	\$ 155,373,193.08	\$ 186,954,491.24
AID TO COUNTIES				
28	Revenue Sharing Trust Fund for Counties ²	\$	\$ 38,999,999.82	\$ 68,526,684.00
29	Local Government Additional Homestead Exemption
30	Oil and Gas Production Tax	201,179.34	981,922.60	2,141,295.44
31	Additional Gas Tax Pour-Over Trust Fund	42,751,151.16	44,426,034.42
32	Railroad and Telegraph Licenses
State Board of Administration:				
33	2 Cents Gas Tax	73,702,626.22	81,613,985.41	83,156,676.09
34	2 Cents Motor Fuel Tax	4,777,784.43	5,826,286.35	6,601,898.27
35	Auto Mileage Tax (Common Carriers)	1,250,991.72
36	7th Cent Gas Tax (80% transfer to D.O.T. for Counties) Direct to Counties	29,373,061.11	2,587,777.45
37	7th Cent Motor Fuel Tax (80% transfer to D.O.T. for Counties) Direct to Counties	1,941,256.16	219,416.97
38	8th Cent Motor Fuel Tax (to Counties)	7,241,761.21
39	Insurance Agents and Solicitors County Licenses	314,215.20	300,401.28	417,244.32
40	Pari-Mutuel Wagering Funds	29,915,500.00	29,915,500.00	29,937,750.00
41	Beverage Licenses ³	2,382,736.80	2,504,422.50	2,632,161.89
42	Cigarette Tax	4,965,581.28
43	Mosquito Control	2,475,000.00	2,475,000.00	2,475,000.00
44	Florida Educational Finance Program	745,491,989.36 ³	719,847,143.46	830,000,000.00
45	Community Colleges Program Fund	125,535,756.47	126,989,829.85
46	Other School Aids	20,818,378.22	32,408,917.38
47	Other Aids	138,087,742.35	117,445,302.71	172,309,041.45
48	Library Grants
49	TOTAL AID TO COUNTIES	\$ 1,042,121,425.18	\$ 1,191,822,444.40	\$ 1,402,022,533.11
50	INVESTMENTS	\$ 757,816,124.06	\$ 1,093,358,904.59	\$ 1,564,475,108.07
51	COUNTY AND OTHER DEBT SERVICE	\$ 38,790,415.42	\$ 50,909,760.87	\$ 86,442,038.25
52	DISTRIBUTIONS TO U. S. TREASURER	\$ 281,230,808.38	\$ 354,326,743.59	\$ 440,984,885.42
53	REFUNDS, INTER-FUND TRANSFERS AND OTHER NON-OPERATING DISBURSEMENTS	\$ 880,793,856.77	\$ 1,536,435,612.77	\$ 1,599,745,695.61
54	TOTAL DISBURSEMENTS	\$ 4,812,219,514.33	\$ 6,391,711,333.93	\$ 8,223,719,401.09
55	ENDING BALANCES	\$ 417,485,404.75	\$ 658,817,157.25	\$ 810,392,239.32
56	TOTAL DISBURSEMENTS AND BALANCES	\$ 5,229,704,919.08	\$ 7,050,528,491.18	\$ 9,034,111,640.41

¹Source: Cigarette Tax, 8th Cent Motor Fuel Tax and Auto Road Tax.

²Source: Cigarette Tax, Auto Road Tax and Intangible Tax.

³1979-1980 Beverage Licenses distribution to Cities and Counties of \$7,178,464.50, are included under "Refunds, Inter-Fund Transfers and Other Non-Operating Disbursements," since distributions were made from the same Fund.

COMPARISON OF RECEIPTS BY SOURCE, DISBURSEMENTS BY FUNCTION, AND BALANCES FOR TEN-YEAR PERIOD JULY 1, 1971 TO JUNE 30, 1981

1974-75	1975-76	1976-77	1977-78	1978-79	1979-80	1980-81	Percentage Increase/Decrease Over Previous Year	Line No.
\$ 241,656,314.60	\$ 283,522,269.19	\$ 387,156,811.83	\$ 443,552,663.11	\$ 458,007,241.92	\$ 557,018,949.60	\$ 589,027,533.55	5.75%	1
95,060,406.56	99,737,026.81	108,510,580.01	118,291,079.84	133,689,934.30	132,819,994.23	147,907,204.49	11.36	2
350,411,180.60	354,491,940.50	315,273,267.45	366,902,123.65	401,692,938.10	430,004,159.72	1,027,115,031.95	138.86	3
171,408,875.49	153,693,339.58	170,489,424.26	179,253,113.29	195,439,322.06	216,867,313.84	248,069,644.06	14.39	4
612,791,412.98	513,941,925.17	483,639,965.26	555,792,331.08	650,077,198.26	842,281,062.87	890,458,765.52	5.72	5
296,843,325.56	507,114,508.55	312,991,193.45	189,846,047.66	127,342,562.07	152,821,826.30	209,347,623.58	36.99	6
486,627,664.95	515,499,050.57	721,791,890.93	788,899,811.23	729,143,908.68	824,941,055.02	528,148,578.04	(35.98)	7
465,041,013.97	477,013,929.02	527,632,935.66	570,837,317.62	634,720,960.41	699,885,815.14	733,622,319.01	4.82	8
93,623,037.24	130,560,756.73	141,843,582.08	104,002,964.67	120,566,663.76	150,388,478.47	285,905,615.09	90.11	9
65,152,513.84	36,774,299.92	97,705,695.48	49,235,567.03	33,866,170.51	21,201,581.62	32,412,585.27	52.88	10
156,696,820.81	191,377,138.12	178,118,144.22	185,577,278.25	222,607,509.27	236,130,095.31	257,214,587.26	8.93	11
107,429,226.90	119,986,224.03	137,419,528.24	155,405,488.29	176,553,632.05	204,380,387.49	236,288,426.98	15.61	12
\$ 3,142,741,793.50	\$ 3,383,712,408.19	\$ 3,582,573,018.87	\$ 3,707,595,785.72	\$ 3,883,708,041.39	\$ 4,468,740,719.61	\$ 5,185,517,914.80	16.04	13
\$ 160,675,721.00	\$ 145,755,548.00	\$ 161,329,838.00	\$ 164,089,237.00	\$ 170,865,304.00	\$ 176,790,439.00	170,857,379.00	(3.36)	14
6,089,974.94	6,375,443.44	6,252,643.19	7,955,407.40	12,993,449.59	13,019,211.30	12,152,036.19	(6.66)	15
19,872,489.91	20,426,929.91	20,914,409.69	21,002,337.86	21,650,801.66	21,116,127.34	24,154,195.47	14.37	16
.....	17
.....	18
.....	19
3,006,019.77	3,086,975.56	3,232,999.87	3,341,608.67	3,435,679.64	20
2,299,668.98	2,005,977.92	1,752,166.70	513,302.62	4,103,233.97	2,536,370.68	2,770,129.36	9.22	21
7,003,143.47	4,054,999.97	53,725.42	4,531,252.24	9,858,587.96	7,008,895.35	6,182,079.70	(11.80)	22
10,117,381.00	6,238,981.36	7,270,450.93	400,633.86	16,491,511.30	10,909,178.54	9,273,119.56	(15.00)	23
127,585.98	1,395,082.54	24
.....	2,542,369.45	2,304,282.90	9.36	25
153,405.00	26
\$ 209,345,390.05	\$ 189,339,938.70	\$ 200,806,233.80	\$ 201,833,779.65	\$ 239,398,568.12	\$ 233,922,591.66	\$ 227,693,222.18	(2.66)	27
\$ 52,559,531.00	\$ 47,103,597.00	\$ 54,976,906.00	\$ 65,340,130.00	\$ 68,948,790.00	\$ 81,431,219.00	\$ 85,802,408.00	5.37	28
8,030,300.01	10,933,741.39	10,646,975.94	14,407,587.97	25,144,212.75	26,909,848.15	26,390,742.48	1.93	29
4,312,734.89	4,873,104.65	5,265,707.75	5,615,229.35	6,327,406.98	7,328,354.18	12,018,372.35	64.00	30
44,386,312.81	45,198,593.76	42,976,123.41	49,295,138.79	52,477,285.75	50,736,936.00	50,277,891.66	(.90)	31
.....	32
84,866,383.64	86,531,148.50	89,689,839.10	94,443,612.63	99,237,577.08	95,332,120.47	86,566,121.75	(9.20)	33
6,113,048.99	6,302,522.50	6,830,517.64	7,671,613.15	7,980,198.73	10,242,402.59	9,739,002.69	(4.91)	34
.....	35
.....	36
.....	37
.....	38
633,398.40	503,323.21	500,809.92	528,896.16	595,728.48	653,342.40	517,137.12	(20.85)	39
29,915,500.00	29,915,500.00	29,915,500.00	29,915,500.00	29,897,500.00	29,933,500.00	29,915,500.00	(.06)	40
2,703,742.74	2,796,458.58	2,953,236.33	3,067,544.70	3,173,110.50	41
.....	42
2,475,000.00	2,351,250.00	2,475,000.00	2,475,000.00	2,800,000.00	2,940,000.00	3,087,000.00	5.00	43
976,065,315.20	950,456,861.00	919,455,646.00	995,348,281.05	1,086,249,028.00	1,342,431,699.95	1,499,054,042.31	11.67	44
152,381,879.79	152,873,838.25	161,546,556.00	179,314,348.00	191,416,836.00	220,270,213.00	241,991,048.00	9.86	45
56,335,357.34	238,439,354.50	426,470,391.60	455,690,048.27	661,379,329.85	577,469,587.77	466,267,719.72	(19.26)	46
239,106,164.21	206,395,994.07	19,072,464.06	14,471,523.55	36,793,139.53	75,068,068.60	82,730,424.35	10.21	47
.....	5,019,645.75	5,570,801.82	10.98	48
\$ 1,659,884,669.02	\$ 1,784,675,287.41	\$ 1,772,775,673.75	\$ 1,917,584,453.62	\$ 2,272,420,143.65	\$ 2,525,766,937.86	\$ 2,599,928,212.25	2.94	49
\$ 1,422,575,037.21	\$ 1,618,529,995.68	\$ 1,854,965,857.71	\$ 2,101,971,308.58	\$ 2,441,733,199.59	\$ 2,065,501,715.54	\$ 2,104,557,830.87	50
\$ 92,690,408.41	\$ 42,822,122.02	\$ 34,638,420.97	\$ 26,772,461.65	\$ 41,199,676.58	\$ 29,680,269.43	\$ 25,272,292.89	(14.85)	51
\$ 559,437,725.62	\$ 666,125,505.43	\$ 804,533,127.37	\$ 938,950,758.49	\$ 1,089,811,257.81	\$ 1,107,908,720.20	\$ 1,301,759,982.18	52
\$ 2,123,443,733.04	\$ 2,035,431,754.03	\$ 1,941,871,102.28	\$ 2,166,923,010.59	\$ 2,370,709,196.53	\$ 2,963,750,080.41	\$ 3,549,811,259.84	17.50	53
\$ 9,210,118,756.85	\$ 9,720,637,011.46	\$ 10,192,163,434.74	\$ 11,061,631,558.30	\$ 12,338,980,083.67	\$ 13,395,271,034.71	\$ 14,994,540,715.01	11.94	54
\$ 592,290,684.46	\$ 425,405,867.29	\$ 524,114,664.01	\$ 779,054,972.29	\$ 989,463,458.60	\$ 1,076,197,879.89	\$ 1,152,083,798.45	7.05	55
\$ 9,802,409,441.31	\$ 10,146,042,878.75	\$ 10,716,278,098.75	\$ 11,840,686,530.59	\$ 13,328,443,542.27	\$ 14,471,468,914.60	\$ 16,146,624,513.46	11.58	56



RECEIPTS, DISBURSEMENTS AND BALANCES BY FUND AND RECEIPTS BY SOURCE

	Balance July 1, 1980	Receipts	Total Available	Disbursements	Balance June 30, 1981
General Revenue Fund	\$ 625,926,208.01	\$ 4,270,283,813.32	\$ 4,896,210,021.33	\$ 4,244,239,559.37	\$ 651,970,461.96
Trust Fund	450,227,753.12	10,560,067,376.57	11,010,295,129.69	10,510,350,095.49	499,945,034.20
Working Capital Fund		167,072,547.45	167,072,547.45	166,926,056.00	146,491.45
Federal Revenue Sharing Fund	43,918.76	73,002,896.23	73,046,814.99	73,025,004.15	21,810.84
Total All Funds	\$ 1,076,197,879.89	\$ 15,070,426,633.57	\$ 16,146,624,513.46	\$ 14,994,540,755.01	\$ 1,152,083,798.45

	Totals	General Revenue Fund	Trust Fund	Working Capital Fund	Federal Revenue Sharing Fund
Balance July 1, 1980	\$ 1,076,197,879.89	\$ 625,926,208.01	\$ 450,227,753.12	\$	\$ 43,918.76
DIRECT REVENUE:					
Fees	\$ 154,635,579.14	\$ 39,416,216.35	\$ 115,219,362.79	\$	\$
Licenses	289,319,578.51	85,136,671.07	204,182,907.44
Taxes	5,164,196,808.06	3,372,641,298.08	1,791,555,509.98
Miscellaneous	419,861,001.65	2,975,584.70	416,885,416.95
Grants and Donations	2,010,723,601.85	28,021.51	1,976,680,324.34	34,015,256.00
Earning on Investments and Deposits	191,172,209.89	179,173,382.45	11,998,827.44
Total Direct Revenue	\$ 8,229,908,779.10	\$ 3,679,371,174.16	\$ 4,516,522,348.94	\$	\$ 34,015,256.00
OTHER REVENUE:					
Unemployment Compensation Funds from U.S.	\$ 189,299,792.60	\$	\$ 189,299,792.60	\$	\$
Sale of Investments	1,872,967,872.62	1,743,510,903.39	90,469,329.00	38,987,640.23
Sale of Revenue Certificates (County Schools)	12,740,000.00	12,740,000.00
Sale of Revenue Certificates (Other)	261,916,220.01	261,916,220.01
Land Sales and Leases	6,000,910.96	462,127.61	5,538,783.35
Collections for Internal Revenue	240,031,704.08	240,031,704.08
Service Charges to General Revenue	26,490,106.44	26,490,106.44
Employee and Employer Retirement and Social Security Contributions	1,270,217,027.88	1,270,217,027.88
Employee and Employer State Health Insurance Contributions	43,315,063.71	43,315,063.71
Employee Contributions to Savings Bond Trust Fund	2,450,000.00	2,450,000.00
Other Non-Operating Revenue	98,625,089.12	4,642,371.19	93,980,717.93
Total Other Revenue	\$ 4,024,051,787.42	\$ 31,594,605.24	\$ 3,863,000,212.95	\$ 90,469,329.00	\$ 38,987,640.23
TRANSFERS, REFUNDS AND CANCELLATIONS:					
Transfers	\$ 2,680,665,242.24	\$ 521,823,041.06	\$ 2,082,238,982.73	\$ 76,603,218.45	\$
Refunds	132,329,454.93	37,173,699.46	95,155,755.47
Cancellations and Outdated Warrants	3,471,369.88	321,293.40	3,150,076.48
Total Transfers, Refunds and Cancellations	\$ 2,816,466,067.05	\$ 559,318,033.92	\$ 2,180,544,814.68	\$ 76,603,218.45	\$
Total Receipts	\$ 15,070,426,633.57	\$ 4,270,283,813.32	\$ 10,560,067,376.57	\$ 167,072,547.45	\$ 73,002,896.23
Total Available	\$ 16,146,624,513.46	\$ 4,896,210,021.33	\$ 11,010,295,129.69	\$ 167,072,547.45	\$ 73,046,814.99
DISBURSEMENTS:					
Operating Disbursements	\$ 5,185,517,914.80	\$ 1,985,640,317.38	\$ 3,126,975,405.34	\$ 72,854,803.00	\$ 47,389.08
Aid to Counties, Cities and Others	2,827,621,434.43	1,945,599,357.00	843,060,994.43	38,961,083.00
Purchase of Investments	2,104,557,830.87	2,003,811,298.80	66,400,000.00	34,016,532.07
Debt Service	25,272,292.89	15,685,926.49	9,586,366.40
Transfers	2,680,664,888.24	124,245,103.18	2,528,748,532.06	27,671,253.00
Other Non-Operating	2,170,906,353.78	173,068,895.32	1,998,167,499.62
Total Disbursements	\$ 14,994,540,715.01	\$ 4,244,239,599.37	\$ 10,510,350,095.94	\$ 166,926,056.00	\$ 73,025,004.15
Balance June 30, 1981	\$ 1,152,083,798.45	\$ 651,970,461.96	\$ 499,945,034.20	\$ 146,491.45	\$ 21,810.84

ABSTRACT OF FUNDED ACCOUNTS

Line No.	Dept. and Div. No.	Code No.	NAME OF ACCOUNT	Balance July 1, 1980	RECEIPTS		
					Receipts	Transfers	Refunds, Restorations, and Other Receipts
1			GENERAL REVENUE FUND	\$625,926,208.01	\$3,748,139,478.86	\$ 521,823,041.06	\$ 321,293.40
			TRUST FUND				
2	000	0200	TRANSFER OF FUNDS UNDER SECTION 215.18	\$	\$	\$ 86,524,680.00	\$
3			TOTAL TRANSFER OF FUNDS	\$	\$	\$ 86,524,680.00	\$
	110-114		LEGISLATIVE BRANCH				
	110		Legislature:				
4		0200	House of Representatives Trust Fund	\$	\$ 10,000.00	\$	\$
5		0800	Advisory Council on Intergovernmental Relations Trust Fund	749.23	16,836.00
	114		Auditor General:				
6		0200	Federal Reimbursement Trust Fund	804,525.96	2,195,623.76
7			TOTAL LEGISLATIVE BRANCH	\$ 805,275.19	\$ 2,222,459.76	\$	\$
	210-265		JUDICIAL BRANCH				
	210		Supreme Court:				
8		0200	Grants and Donations Trust Fund	\$ 50,836.43	\$ 220,496.98	\$ 602,332.47	\$
9		0300	Working Capital Trust Fund	132,605.99	1,085,954.31
	215		State Attorney Division:				
			Second Judicial Circuit—				
10		0200	Child Support Trust Fund	3,790.39
			Third Judicial Circuit—				
11		0300	Child Support Trust Fund	10,801.43
			Fourth Judicial Circuit—				
12		0400	Child Support Trust Fund	12,707.37	94,635.46
			Fifth Judicial Circuit—				
13		0500	Child Support Trust Fund	8,335.31	80,154.56
			Sixth Judicial Circuit—				
14		0600	Grants and Donations Trust Fund	7,112.81	20,840.50
			Eighth Judicial Circuit—				
15		0800	Child Support Trust Fund	1,622.97	17,989.94
			Ninth Judicial Circuit—				
16		0900	Child Support Trust Fund	9,766.18	40,734.39
			Eleventh Judicial Circuit—				
17		1100	Child Support Trust Fund	152.55	113,865.51
			Fifteenth Judicial Circuit—				
18		1500	Child Support Trust Fund	501.69	17,314.93
			Sixteenth Judicial Circuit—				
19		1600	Child Support Trust Fund	114.74	19,393.44
			Seventeenth Judicial Circuit—				
20		1700	Child Support Trust Fund	14.99
			Nineteenth Judicial Circuit—				
21		1900	Child Support Trust Fund	124.79
			Twentieth Judicial Circuit—				
22		2000	Child Support Trust Fund	255.40	56,049.42
			Sixth Judicial Circuit—				
23		2100	Child Support Trust Fund	1,868.80	183,064.35
			Twelfth Judicial Circuit—				
24		2200	Grants and Donations Trust Fund	5,523.00
			Eleventh Judicial Circuit—				
25		2300	Grants and Donations Trust Fund	43,414.47	27,089.00	12,071.00
			Ninth Judicial Circuit—				
26		2400	Grants and Donations Trust Fund	34,150.61	73,952.78	7.50
			Tenth Judicial Circuit—				
27		2500	Grants and Donations Trust Fund	5,700.50
			Fourth Judicial Circuit—				
28		2600	Grants and Donations Trust Fund	24,121.69	128,259.28	29,707.23
			Second Judicial Circuit—				
29		2700	Grants and Donations Trust Fund	26,811.06	40,196.09	2,154.00
			Eighteenth Judicial Circuit—				
30		2800	Grants and Donations Trust Fund	29,449.44	73,691.62
			Seventh Judicial Circuit—				
31		2900	Grants and Donations Trust Fund	9,490.88	61,163.84
			Seventeenth Judicial Circuit—				
32		3000	Grants and Donations Trust Fund	29,481.80	57,110.81
			First Judicial Circuit—				
33		3100	Grants and Donations Trust Fund	22,410.17	71,391.63
			Third Judicial Circuit—				
34		3200	Grants and Donations Trust Fund	1,068.00
			Fifth Judicial Circuit—				

ABSTRACT OF FUNDED ACCOUNTS

Total Receipts	Total Available	DISBURSEMENTS			Balance June 30, 1981	Outstanding Warrants	Adjustments	Treasurer's Balance June 30, 1981	Line No.
		Regular Disbursements	Transfer Disbursements	Total Disbursements					
<u>\$ 4,270,283,813.32</u>	<u>\$ 4,896,210,021.33</u>	<u>\$ 4,119,994,456.19</u>	<u>\$ 124,245,103.18</u>	<u>\$ 4,244,239,559.37</u>	<u>\$ 651,970,461.96</u>	<u>\$ 60,507,423.08</u>	<u>\$ (2,617.08)</u>	<u>\$ 712,475,267.95</u>	1
<u>\$ 86,524,680.00</u>	<u>\$ 86,524,680.00</u>	<u>\$</u>	<u>\$ 86,524,680.00</u>	<u>\$ 86,524,680.00</u>	<u>\$</u>	<u>\$</u>	<u>\$</u>	<u>\$</u>	2
<u>\$ 86,524,680.00</u>	<u>\$ 86,524,680.00</u>	<u>\$</u>	<u>\$ 86,524,680.00</u>	<u>\$ 86,524,680.00</u>	<u>\$</u>	<u>\$</u>	<u>\$</u>	<u>\$</u>	3
\$ 10,000.00	\$ 10,000.00	\$ 7,696.08	\$	\$ 7,696.08	\$ 2,303.92	\$ 1,368.99	\$	\$ 3,672.91	4
16,836.00	17,585.23	16,836.00	16,836.00	749.23	749.23	5
<u>2,195,623.76</u>	<u>3,000,149.72</u>	<u>1,256,621.61</u>	<u>1,261,886.15</u>	<u>2,518,507.76</u>	<u>481,641.96</u>	<u>.....</u>	<u>.....</u>	<u>481,641.96</u>	6
<u>\$ 2,222,459.76</u>	<u>\$ 3,027,734.95</u>	<u>\$ 1,281,153.69</u>	<u>\$ 1,261,886.15</u>	<u>\$ 2,543,039.84</u>	<u>\$ 484,695.11</u>	<u>\$ 1,368.99</u>	<u>\$</u>	<u>\$ 486,064.10</u>	7
\$ 822,829.45	\$ 873,665.88	\$ 833,317.24	\$	\$ 833,317.24	\$ 40,348.64	\$ 40,846.21	\$	\$ 81,194.85	8
1,085,954.31	1,218,560.30	1,152,797.21	1,152,797.21	65,763.09	17,912.11	83,675.20	9
.....	3,790.39	3,790.39	3,790.39	10
10,801.43	10,801.43	10,801.43	10,801.43	11
94,635.46	107,342.83	102,613.15	102,613.15	4,729.68	4,729.68	12
80,154.56	88,489.87	79,472.51	79,472.51	9,017.36	9,017.36	13
20,840.50	27,953.31	22,787.81	22,787.81	5,165.50	5,165.50	14
17,989.94	19,612.91	17,818.66	17,818.66	1,794.25	1,794.25	15
40,734.39	50,500.57	43,818.19	43,818.19	6,682.38	6,682.38	16
113,865.51	114,018.06	113,405.01	113,405.01	613.05	613.05	17
17,314.93	17,816.62	15,241.72	15,241.72	2,574.90	2,574.90	18
19,393.44	19,508.18	19,393.44	19,393.44	114.74	114.74	19
.....	14.99	14.99	14.99	20
.....	124.79	124.79	124.79	21
56,049.42	56,304.82	51,622.97	51,622.97	4,681.85	4,681.85	22
183,064.35	184,933.15	182,839.10	182,839.10	2,094.05	2,094.05	23
5,523.00	5,523.00	4,454.00	4,454.00	1,069.00	1,069.00	24
39,160.00	82,574.47	50,644.89	50,644.89	31,929.58	31,929.58	25
73,960.28	108,110.89	105,609.39	105,609.39	2,501.50	2,501.50	26
5,700.50	5,700.50	3,741.00	3,741.00	1,959.50	1,959.50	27
157,966.51	182,088.20	163,968.97	163,968.97	18,119.23	18,119.23	28
42,350.09	69,161.15	69,161.15	69,161.15	29
73,691.62	103,141.06	101,537.56	101,537.56	1,603.50	1,603.50	30
61,163.84	70,654.72	70,298.72	70,298.72	356.00	356.00	31
57,110.81	86,592.61	77,330.61	77,330.61	9,262.00	9,262.00	32
71,391.63	93,801.80	89,170.80	89,170.80	4,631.00	4,631.00	33
1,068.00	1,068.00	1,068.00	1,068.00	34

ABSTRACT OF FUNDED ACCOUNTS

Line No.	Dept. and Div. No.	Code No.	NAME OF ACCOUNT	Balance July 1, 1980	RECEIPTS		
					Receipts	Transfers	Refunds, Restorations, and Other Receipts
TRUST FUNDS (Continued)							
	210-265		JUDICIAL BRANCH (Continued)				
	215		State Attorney Division: (Continued)				
35		3300	Grants and Donations Trust Fund		5,522.00		
			Eighth Judicial Circuit—				
36		3400	Grants and Donations Trust Fund		1,602.50		
			Thirteenth Judicial Circuit—				
37		3500	Grants and Donations Trust Fund		16,922.00		
			Fifteenth Judicial Circuit—				
38		3700	Grants and Donations Trust Fund		4,987.50		
			Sixteenth Judicial Circuit—				
39		3800	Grants and Donations Trust Fund		178.00		
			Nineteenth Judicial Circuit—				
40		3900	Grants and Donations Trust Fund		8,015.50		
			Twentieth Judicial Circuit—				
41		4000	Grants and Donations Trust Fund		2,672.50		
			Eleventh Judicial Circuit—				
42		5100	Consumer Frauds Trust Fund	3,000.00			
	216		Public Defender Division:				
			Sixth Judicial Circuit—				
43		0600	Grants and Donations Trust Fund	1,145.76	11,114.72		
			Sixteenth Judicial Circuit—				
44		1600	Grants and Donations Trust Fund	1,175.79	14,000.00		
	217		Administered Funds:				
45		0100	Block Grant Matching Trust Fund			50,000.00	
46		0200	Grants and Donations Trust Fund			97,240.00	
	261		Circuit Courts:				
47		0100	Assessment Review Trust Fund			85,836.00	
48			TOTAL JUDICIAL BRANCH	\$ 454,462.08	\$ 2,571,456.49	\$ 879,340.70	\$ 7.50
	310-313		GOVERNOR, EXECUTIVE OFFICE OF THE				
	310		General Office:				
49		0600	Grants and Donations Trust Fund	\$ 16,327.96	\$ 5,105,012.97	\$ 2,124,529.22	\$ 158.52
50		1600	Farmworker's Housing Assistance Trust Fund	2,648,942.25	199,154.00		
51			TOTAL EXECUTIVE OFFICE OF THE GOVERNOR	\$ 2,665,270.21	\$ 5,304,166.97	\$ 2,124,529.22	\$ 158.52
	410		LEGAL AFFAIRS, DEPARTMENT OF AND ATTORNEY GENERAL				
52		0100	Legal Services Trust Fund	\$ 477,942.81	\$ 313,033.13	\$ 613,168.00	\$ 11.50
53		0200	Consumer Frauds Trust Fund	985.00	6,741.06	2,446.28	
54		0400	Grants and Donations Trust Fund	15,671.61	214,585.65	8,945.00	
55		0500	Consumer Trust Fund	42,209.98	33,797.82		372.79
56			TOTAL DEPARTMENT OF LEGAL AFFAIRS AND ATTORNEY GENERAL	\$ 536,809.40	\$ 568,157.66	\$ 624,559.28	\$ 384.29
	420-435		AGRICULTURE AND CONSUMER SERVICES, DEPARTMENT OF AND COMMISSIONER OF AGRICULTURE				
	420		Office of the Commissioner and Division of Administration:				
57		0100	Administrative Trust Fund	\$ 257,988.79	\$ 43,367.20	\$ 2,427,276.08	\$ 786.24
58		0200	Florida Harness Horse Racing Promotion Trust Fund	7,258.96	460,358.47		
59		1200	Florida Quarter Horse Racing Promotion Trust Fund	31,457.32	251,546.15	401.25	
60		1500	Florida State Fair Authority 1975 Project Construction Trust Fund	3.96	2,244.00		
	421		Division of Inspection:				
61		0100	General Inspection Trust Fund	1,533,659.86	18,534,190.21	1,242.66	2,553.45
	428		Division of Plant Industry:				
62		0500	Nursery Inspection Trust Fund	381,575.74	1,139,321.98		42.63
63		0600	Fire Ant Control Inspection Trust Fund	2,599.12			
64		0700	Lethal Yellowing Revolving Trust Fund	30,141.91	13,737.60		
	429		Division of Fruit and Vegetable Inspection:				
65		0100	Citrus Inspection Trust Fund	1,497,338.75	16,840,612.33	256.28	439.54
	430		Division of Administration:				
66		0100	General Inspection Trust Fund	27,206.63			
	431		Division of Marketing:				
67		0100	Market Improvements Working Capital Trust Fund	204,216.87	221,082.82		163.23
	434		Division of Forestry:				
68		0800	Incidental Trust Fund	1,899,450.93	8,084,600.81		1,443.36
69		1000	Security Deposits Trust Fund	140,195.12	257,083.75		
	435		Division of Consumer Services:				
70		0100	General Inspection Trust Fund	10,660.01	119,731.19	122,742.00	
71			TOTAL DEPARTMENT OF AGRICULTURE AND CONSUMER SERVICES AND COMMISSIONER OF AGRICULTURE	\$ 6,023,753.97	\$ 45,967,876.51	\$ 2,551,918.27	\$ 5,428.45

ABSTRACT OF FUNDED ACCOUNTS

Total Receipts	Total Available	DISBURSEMENTS			Balance June 30, 1981	Outstanding Warrants	Adjustments	Treasurer's Balance June 30, 1981	Line No.
		Regular Disbursements	Transfer Disbursements	Total Disbursements					
5,522.00	5,522.00	2,316.00		2,316.00	3,206.00			3,206.00	35
1,602.50	1,602.50	1,068.00		1,068.00	534.50			534.50	36
16,922.00	16,922.00	16,922.00		16,922.00					37
4,987.50	4,987.50	3,384.00		3,384.00	1,603.50			1,603.50	38
178.00	178.00	178.00		178.00					39
8,015.50	8,015.50	4,631.00		4,631.00	3,384.50			3,384.50	40
2,672.50	2,672.50	2,494.00		2,494.00	178.50			178.50	41
	3,000.00				3,000.00			3,000.00	42
11,114.72	12,260.48	12,260.48		12,260.48					43
14,000.00	15,175.79	15,175.79		15,175.79					44
50,000.00	50,000.00		50,000.00	50,000.00					45
97,240.00	97,240.00	49,577.85		49,577.85	47,662.15	8,171.54		55,833.69	46
85,836.00	85,836.00				85,836.00			85,836.00	47
<u>\$ 3,450,804.69</u>	<u>\$ 3,905,266.77</u>	<u>\$ 3,494,711.04</u>	<u>\$ 50,014.99</u>	<u>\$ 3,544,726.03</u>	<u>\$ 360,540.74</u>	<u>\$ 66,929.86</u>		<u>\$ 427,470.60</u>	48
<u>\$ 7,229,700.71</u>	<u>\$ 7,246,028.67</u>	<u>\$ 5,532,597.70</u>	<u>\$ 65,314.04</u>	<u>\$ 5,597,911.74</u>	<u>\$ 1,648,116.93</u>	<u>\$ 253,414.12</u>		<u>\$ 1,901,531.05</u>	49
199,154.00	2,848,096.25	787,525.02		787,525.02	2,060,571.23	8,779.18		2,069,350.41	50
<u>\$ 7,428,854.71</u>	<u>\$ 10,094,124.92</u>	<u>\$ 6,320,122.72</u>	<u>\$ 65,314.04</u>	<u>\$ 6,385,436.76</u>	<u>\$ 3,708,688.16</u>	<u>\$ 262,193.30</u>		<u>\$ 3,970,881.46</u>	51
<u>\$ 926,212.63</u>	<u>\$ 1,404,155.44</u>	<u>\$ 931,849.88</u>		<u>\$ 931,849.88</u>	<u>\$ 472,305.56</u>	<u>\$ 51,745.93</u>		<u>\$ 524,051.49</u>	52
9,187.34	10,172.34	360.00		360.00	9,812.34	233.22		10,045.56	53
223,530.65	239,202.26	238,704.97	91.15	238,796.12	406.14	13,750.39		14,156.53	54
34,170.61	76,380.59	26,552.62	2,446.28	28,998.90	47,381.69	48.76		47,430.45	55
<u>\$ 1,193,101.23</u>	<u>\$ 1,729,910.63</u>	<u>\$ 1,197,467.47</u>	<u>\$ 2,537.43</u>	<u>\$ 1,200,004.90</u>	<u>\$ 529,905.73</u>	<u>\$ 65,778.30</u>		<u>\$ 595,684.03</u>	56
<u>\$ 2,471,429.52</u>	<u>\$ 2,729,418.31</u>	<u>\$ 2,512,769.22</u>	<u>\$ 1,730.71</u>	<u>\$ 2,514,499.93</u>	<u>\$ 214,918.38</u>	<u>\$ 79,824.51</u>		<u>\$ 294,742.89</u>	57
460,358.47	467,617.43	265,695.92	401.25	266,097.17	201,520.26	209.25		201,729.51	58
251,947.40	283,404.72	242,311.26		242,311.26	41,093.46	31,811.58		72,905.04	59
2,244.00	2,247.96	2,247.77		2,247.77	.19			19	60
18,537,986.32	20,071,646.18	17,242,448.89	1,529,584.21	18,772,033.10	1,299,613.08	367,051.21		1,666,664.29	61
1,139,364.61	1,520,940.35	854,853.48	47,246.11	902,099.59	618,840.76	67,851.34		686,692.10	62
	2,599.12				2,599.12			2,599.12	63
13,737.60	43,879.51				43,879.51			43,879.51	64
16,841,308.15	18,338,646.90	16,945,079.73	359,503.64	17,304,583.37	1,034,063.53	226,349.71		1,260,413.24	65
	27,206.63	7,494.23		7,494.23	19,712.40			19,712.40	66
221,246.05	425,462.92	417,750.09		417,750.09	7,712.83			7,712.83	67
8,086,044.17	9,985,495.10	6,956,934.15	1,332,930.57	8,289,864.72	1,695,630.38	399,164.17		2,094,794.55	68
257,083.75	397,278.87	281,086.86		281,086.86	116,192.01	8,039.00		124,231.01	69
242,473.19	253,133.20	182,002.95		182,002.95	71,130.25	6,929.93		78,060.18	70
<u>\$ 48,525,223.23</u>	<u>\$ 54,548,977.20</u>	<u>\$ 45,910,674.55</u>	<u>\$ 3,271,396.49</u>	<u>\$ 49,182,071.04</u>	<u>\$ 5,366,906.16</u>	<u>\$ 1,187,230.70</u>		<u>\$ 6,554,136.86</u>	71

ABSTRACT OF FUNDED ACCOUNTS

Line No.	Dept. and Div. No.	Code No.	NAME OF ACCOUNT	Balance July 1, 1980	RECEIPTS		
					Receipts	Transfers	Refunds, Restorations, and Other Receipts
TRUST FUNDS (Continued)							
440-444 BANKING AND FINANCE, DEPARTMENT OF AND COMPTROLLER							
	440		Office of the Comptroller and Division of Administration:				
72		0100	Administrative Trust Fund	\$ 2,512.69	\$ 9,659.02	\$ 910,141.00	\$ 110.00
	441		Division of Accounting and Auditing:				
73		0100	Florida National Forest Trust Fund		3,265,844.98		
74		0200	Flood Control Trust Fund		6,091.49		
75		0300	Salary Clearing Trust Fund	8,763.32	2,354,972.07		21.38
76		0400	Collector of Internal Revenue Clearing Trust Fund	32,400.85	240,031,779.17		4.88
77		0700	Federal Tax Levy Clearing Trust Fund	150.00	234,629.16		6.00
78		0800	Bargaining Agent Deduction Clearing Trust Fund		1,181,364.96		
79		0900	Charitable Contribution Clearing Trust Fund		29,334.44		
80		1000	Insurance Clearing Trust Fund		2,155,883.67		
81		1100	Miscellaneous Deduction Restoration Trust Fund		2,241,547.91		
82		1200	AFSCME Insurance Clearing Trust Fund		6,150.13		
	442		Division of Banking:				
83		0100	Financial Institutions Regulatory Trust Fund	127,175.45	6,214,892.38		117.70
	443		Division of Finance:				
84		0100	Regulatory Trust Fund	92,504.59	1,942,870.60	129,921.68	423.50
85		0200	Abandoned Property Trust Fund	123,660.12	659,659.33		135.66
86		0300	Mortgage Brokers Guaranty Trust Fund	17,346.16	235,610.00		190.00
	444		Division of Securities:				
87		0300	Securities Guaranty Trust Fund	117,835.00	129,113.00		215.00
88			TOTAL DEPARTMENT OF BANKING AND FINANCE AND COMPTROLLER	\$ 522,348.18	\$ 260,699,402.31	\$ 1,040,062.68	\$ 1,224.12
450-456 STATE, DEPARTMENT OF AND SECRETARY OF STATE							
	450		Office of the Secretary and Division of Administrative Services:				
89		0200	Flag Trust Fund	\$ 2,032.65	\$ 2,268.32		
90		0300	Florida Folk Life Trust Fund	63,384.51	130,470.56		181.89
91		0400	Grants and Donations Trust Fund			5,132.00	
	451		Division of Elections:				
92		0100	Publications Revolving Trust Fund	42,514.88	454,850.47		2.43
93		0200	Operating Trust Fund	15.00	1,172.77		
	452		Division of Archives, History and Records Management:				
94		0100	Operating Trust Fund	162,482.60	1,299,339.98	8.40	790.34
95		0200	Microfilm Revolving Trust Fund	216,280.16	707,234.80		30.12
96		0300	Historic Preservation Trust Fund	21,220.03	45,787.38		
	453		Division of Corporations:				
97		0100	Uniform Commercial Code Special Contingency Trust Fund		234,889.26		
	454		Division of Library Services:				
98		0100	Library Services Trust Fund	4,511.32	2,120,112.93		43.71
99		0200	Library Construction Trust Fund	6,944.76			
100		0300	Book Processing Center Trust Fund	22,784.04			
	455		Division of Cultural Affairs:				
101		0100	Office of Division Director— Fine Arts Council Trust Fund	77,229.03	545,988.95	10.00	263.92
102		0200	Historic Pensacola Preservation— Operating Trust Fund	18,857.22	160,039.93	32,786.00	16.95
103		0300	Ringling Museum of Art— Incidental Trust Fund	161,166.91	1,209,000.00		2,372.28
104		0400	Investment Trust Fund	5,087.66	45,000.00	120,000.00	
105		0500	Historic St. Augustine Preservation— Operating Trust Fund	36,218.54	278,126.44	75,277.00	1,822.23
106		0600	Stephen Foster Memorial— Operating Trust Fund	13.26			90.00
107		0900	Historic Tallahassee Preservation— Operating Trust Fund	11,404.49	24,742.56	2,560.47	
108		1000	Historic Key West Preservation— Operating Trust Fund	35,485.22	14,834.06	4,493.04	
109		1100	Historic Tampa/Hillsborough County Preservation— Operating Trust Fund	105,663.87	53,565.47	46,573.27	
110		1200	Historic Boca Raton Preservation— Operating Trust Fund	4,053.48	35.00	4,550.00	
111		1300	Grants and Donations Trust Fund	1,136.17	100,000.00		29.56
112		1400	Historic Broward County Preservation— Operating Trust Fund	17,500.00	17,600.00	10,029.00	
113		1500	Coconut Grove Play House Trust Fund		43,902.78		
	456		Division of Licensing:				
114		0100	Private Investigative Agency Licensing Law Trust Fund	46,118.42			
115		0200	Operating Trust Fund		1,103,561.60		
116			TOTAL DEPARTMENT OF STATE AND SECRETARY OF STATE	\$ 1,062,104.22	\$ 8,592,523.26	\$ 301,419.18	\$ 5,643.43

ABSTRACT OF FUNDED ACCOUNTS

Total Receipts	Total Available	DISBURSEMENTS			Balance June 30, 1981	Outstanding Warrants	Adjustments	Treasurer's Balance June 30, 1981	Line No.
		Regular Disbursements	Transfer Disbursements	Total Disbursements					
\$ 919,910.02	\$ 922,422.71	\$ 913,077.37	\$	\$ 913,077.37	\$ 9,345.34	\$ 145,258.79	\$	\$ 154,604.13	72
3,265,844.98	3,265,844.98	3,265,844.98	3,265,844.98	73
6,091.49	6,091.49	6,091.49	6,091.49	74
2,354,993.45	2,363,756.77	2,355,869.11	2,355,869.11	7,887.66	.20	7,887.86	7,887.86	75
240,031,784.05	240,064,184.90	239,865,597.80	239,865,597.80	198,587.10	8,675,220.26	8,873,807.36	8,873,807.36	76
234,635.16	234,785.16	234,779.16	234,779.16	6.00	13,344.22	13,350.22	13,350.22	77
1,181,364.96	1,181,364.96	1,181,364.96	1,181,364.96	14.79	14.79	14.79	78
29,334.44	29,334.44	29,334.44	29,334.44	1.00	1.00	1.00	79
2,155,883.67	2,155,883.67	2,155,883.67	2,155,883.67	203,520.30	203,520.30	203,520.30	80
2,241,547.91	2,241,547.91	2,241,547.91	2,241,547.91	81
6,150.13	6,150.13	6,150.13	6,150.13	82
6,215,010.08	6,342,185.53	5,658,919.19	647,156.00	6,306,075.19	36,110.34	168,823.08	204,933.42	83
2,073,215.78	2,165,720.37	1,837,853.52	262,985.00	2,100,838.52	64,881.85	71,889.55	136,771.40	84
659,794.99	783,455.11	574,953.23	129,921.68	704,874.91	78,580.20	76,917.34	155,497.54	85
235,800.00	253,146.16	217,980.00	217,980.00	35,166.16	11,340.00	46,506.16	86
129,328.00	247,163.00	201,618.00	201,618.00	45,545.00	74.00	45,619.00	87
<u>\$ 261,740,689.11</u>	<u>\$ 262,263,037.29</u>	<u>\$ 260,746,864.96</u>	<u>\$ 1,040,062.68</u>	<u>\$ 261,786,927.64</u>	<u>\$ 476,109.65</u>	<u>9,366,403.53</u>	<u>\$</u>	<u>\$ 9,842,513.18</u>	<u>88</u>
\$ 2,268.32	\$ 4,300.97	\$ 2,687.61	\$ 67.70	\$ 2,755.31	\$ 1,545.66	\$	\$	\$ 1,545.66	89
130,652.45	194,036.96	161,652.49	161,652.49	32,384.47	16,663.06	49,047.53	90
5,132.00	5,132.00	5,132.00	5,132.00	91
454,852.90	497,367.78	287,306.05	287,306.05	210,061.73	12,255.09	222,316.82	92
1,172.77	1,187.77	1,187.77	1,187.77	93
1,300,138.72	1,462,621.32	1,259,570.09	194,125.42	1,453,695.51	8,925.81	87,593.76	96,519.57	94
707,264.92	923,545.08	553,046.40	553,046.40	370,498.68	43,137.75	413,636.43	95
45,787.38	67,007.41	67,007.41	67,007.41	96
234,889.26	234,889.26	165,232.17	165,232.17	69,657.09	10,714.01	80,371.10	97
2,120,156.64	2,124,667.96	2,048,354.25	61,753.75	2,110,108.00	14,559.96	222,407.42	236,967.38	98
.....	6,944.76	6,944.76	6,944.76	99
.....	22,784.04	22,784.04	22,784.04	100
546,262.87	623,491.90	595,492.44	21,766.29	617,258.73	6,233.17	21,460.05	27,693.22	101
192,842.88	211,700.10	181,464.23	156.21	181,620.44	30,079.66	6,241.06	36,320.72	102
1,211,372.28	1,372,539.19	1,183,955.28	1,183,955.28	188,583.91	80,681.92	269,265.83	103
165,000.00	170,087.66	165,123.29	165,123.29	4,964.37	4,964.37	104
355,225.67	391,444.21	291,965.88	550.58	292,516.46	98,927.75	6,373.54	105,301.29	105
90.00	103.26	103.26	103.26	106
27,303.03	38,707.52	22,988.14	146.10	23,134.24	15,573.28	3,079.52	18,652.80	107
19,327.10	54,812.32	28,178.03	227.07	28,405.10	26,407.22	1,038.86	27,446.08	108
100,138.74	205,802.61	103,765.25	2,485.16	106,250.41	99,552.20	21,764.02	121,316.22	109
4,585.00	8,638.48	6,366.31	317.38	6,683.69	1,954.79	75.83	2,030.62	110
100,029.56	101,165.73	99,910.11	99,910.11	1,255.62	5,155.86	6,411.48	111
27,629.00	45,129.00	23,192.81	23,192.81	21,936.19	6,486.65	28,422.84	112
43,902.78	43,902.78	43,902.78	43,902.78	113
.....	46,118.42	39,832.26	39,832.26	6,286.16	115.00	6,401.16	114
1,103,561.60	1,103,561.60	1,103,561.60	1,103,561.60	115
<u>\$ 8,899,585.87</u>	<u>\$ 9,961,690.09</u>	<u>\$ 7,242,867.13</u>	<u>\$ 281,595.66</u>	<u>\$ 7,524,462.79</u>	<u>\$ 2,437,227.30</u>	<u>\$ 545,243.40</u>	<u>\$</u>	<u>\$ 2,982,470.70</u>	<u>116</u>

ABSTRACT OF FUNDED ACCOUNTS

Line No.	Dept. and Div. No.	Code No.	NAME OF ACCOUNT	Balance July 1, 1980	RECEIPTS		
					Receipts	Transfers	Refunds, Restorations, and Other Receipts
TRUST FUNDS (Continued)							
471-473			COMMERCE, DEPARTMENT OF				
	471		Offices of the Secretary and Administrative Services:				
117	0100		Administrative Trust Fund	\$ 23,302.99	\$	\$ 70,306.99	\$
118	0200		Conference Fees Revolving Trust Fund		10,000.00		
	472		Division of Tourism:				
119	0100		Grants and Donations Trust Fund	106,941.93	765,000.00		
120	0200		Tourism Promotional Trust Fund		49,067.16		
	473		Division of Economic Development:				
121	0100		Grants and Donations Trust Fund	160,562.89	289,808.32	42,785.40	3.50
122			TOTAL DEPARTMENT OF COMMERCE	<u>\$ 290,807.81</u>	<u>\$ 1,113,875.48</u>	<u>\$ 113,092.39</u>	<u>\$ 3.50</u>
481-499			EDUCATION, DEPARTMENT OF				
	481		Office of Deputy Commissioner for Educational Management:				
123	0200		Facilities Construction Administrative Trust Fund	\$ 237,660.79	\$ 311,302.97	\$ 1,558,873.75	\$
124	1200		Educational Media and Technology Trust Fund	28,185.24	51,175.22		
125	1600		Educational Aids Trust Fund	14,652.16	238,116.26		
126	2400		Public Education Capital Outlay and Debt Service Trust Fund	756,903.58	608,440,022.33		
127	3000		School District and Junior College District Capital Outlay and Debt Service Trust Fund		99,260,009.87		
	482		Office of Deputy Commissioner for Administration:				
128	1000		Knott Data Center— Working Capital Trust Fund	312,721.18	1,281,796.56	18.72	
129	1600		Educational Aids Trust Fund	204,361.12	235,000.00	525,511.86	
	483		Office of Deputy Commissioner for Special Programs:				
130	0300		Student Loan Guaranty Reserve Trust Fund	277,014.49	471,574.00		
131	0400		Student Financial Trust Fund	47,789.01	1,433,254.40	748,572.75	27.72
132	0500		Florida Insured Student Loans Trust Fund	25,249.23	22,668.06		
133	0600		Speech Pathology and Audiology Trust Fund	15,986.75	22,070.00		
134	0700		Educational Certification and Service Trust Fund	60,409.22	755,638.05		437.20
135	0900		Seminole/Micosukee Indian Trust Fund		23,294.13		
136	1600		Educational Aids Trust Fund	7,872.30	2,830,674.50		35.80
137	2800		Exconfederate Soldiers and Sailors Endowment Trust Fund	1,384.42	667.50		
138	3000		Blind Services—Medical and Social Federal Aid Trust Fund01			
	484		Division of Public Schools:				
139	1600		Educational Aids Trust Fund	707,830.37	160,066,610.00		229.07
140	1700		Food and Nutrition Services Trust Fund	1,826,111.55	144,920,730.77		8,266.00
141	2600		Principle State School Trust Fund	2,084,709.98	6,483,422.27	23,427.23	
142	2700		Interest State School Trust Fund	46,442.77	397,087.50	1,000,000.00	
143	2900		Textbook Bid Trust Fund	72,500.00	145,000.00		
	485		Division of Vocational Education:				
144	1600		Educational Aids Trust Fund	94,987.10	38,536,645.60	2,000.00	937.20
	486		Division of Community Colleges:				
145	0100		Student Financial Aid Trust Fund	86,312.00		200,000.00	
146	1100		Junior College Conference Trust Fund	6,831.58	2,500.00		
147	1600		Educational Aids Trust Fund	9,671.63			
	487		Office of Blind Services:				
148	0100		Grants and Donations Trust Fund	190,812.84	264,990.41	60,092.00	755.73
149	0200		U.S. Trust Fund	21,244.43	1,075,293.20		218.12
150	0300		Federal Rehabilitation Trust Fund	886.90	4,956,731.46	1,163.82	2,329.61
151	0400		Federal Aid Trust Fund	231,368.83	169,569.87	1,464,081.00	2,058.65
152	0500		Training and Operating Trust Fund	146,822.88	198,878.96		
153	0600		Federal Aid Trust Fund Title XX	6,575.19		.01	
154	0700		Workshop and Facilities Trust Fund	919.77	780,881.32		
155	0800		Construction Trust Fund	8,462.66			
	488		Division of Projects, Contracts and Grants:				
156	0100		Projects, Contracts and Grants Trust Fund	28,630.43	6,033,995.03	114,210.65	335.39
	489		Florida School for the Deaf and Blind:				
157	0100		Grants and Donations Trust Fund	158,221.32	1,255,704.71		212.63
158	0200		Construction Trust Fund	438,328.95	1,376,538.00		
	490		Division of Universalties:				
159	0100		State Grants and Donations Trust Fund	230,332.91	432,042.63		
160	0200		Facilities Construction Administrative Trust Fund	30,896.88	247.15	312,286.00	
161	0300		Racing Scholarship Trust Fund	115,748.66	1,230,438.02		
162	0700		Principal of American Legion Trust Fund	34,905.00	15,585.00		
163	0800		Building Fee Trust Fund	385,079.27	4,733,990.68		779,237.00
164	1000		State University System Student Health Centers Insurance Trust Fund	57,640.40			
165	1100		Student Financial Aid Fee Trust Fund		205,900.01		
166	1200		Capital Improvement Fee Trust Fund	1,314,525.63	6,268,599.31		971,860.00

ABSTRACT OF FUNDED ACCOUNTS

Total Receipts	Total Available	DISBURSEMENTS			Balance June 30, 1981	Outstanding Warrants	Adjustments	Treasurer's Balance June 30, 1981	Line No.
		Regular Disbursements	Transfer Disbursements	Total Disbursements					
\$ 70,306.99	\$ 93,609.98	\$ 51,201.80	\$	\$ 51,201.80	\$ 42,408.18	\$	\$ 42,408.18	117	
10,000.00	10,000.00	10,000.00	10,000.00	118	
765,000.00	871,941.93	51,961.21	45,200.00	97,161.21	774,780.72	74.00	774,854.72	119	
49,067.16	49,067.16	9,202.73	9,202.73	39,864.43	39,864.43	120	
<u>332,597.22</u>	<u>493,160.11</u>	<u>388,838.24</u>	<u>27,442.53</u>	<u>416,280.77</u>	<u>76,879.34</u>	<u>26,514.51</u>	<u>103,393.85</u>	121	
\$ 1,226,971.37	\$ 1,517,779.18	\$ 501,203.98	\$ 72,642.53	\$ 573,846.51	\$ 943,932.67	\$ 26,588.51	\$ 970,521.18	122	
\$ 1,870,176.72	\$ 2,107,837.51	\$ 1,970,535.97	\$ 45,594.80	\$ 2,016,130.77	\$ 91,706.74	\$ 16,427.11	\$ 108,133.85	123	
51,175.22	79,360.46	72,038.78	2,000.00	74,038.78	5,321.68	1.00	5,322.68	124	
238,116.26	252,768.42	120,750.95	3,157.01	123,907.96	128,860.46	1,000.00	129,860.46	125	
608,440,022.33	609,196,925.91	569,229,350.88	39,814,286.00	609,043,636.88	153,289.03	20,731,774.54	20,885,063.57	126	
99,260,009.87	99,260,009.87	98,278,154.84	981,855.03	99,260,009.87	127	
1,281,815.28	1,594,536.46	1,446,476.10	1,446,476.10	148,060.36	7,237.84	155,298.20	128	
760,511.86	964,872.98	754,255.11	754,255.11	210,617.87	75.40	210,693.27	129	
471,574.00	748,588.49	748,572.75	748,572.75	15.74	15.74	130	
2,181,854.87	2,229,643.88	901,851.55	640,801.43	1,542,652.98	686,990.90	27,072.09	714,062.99	131	
22,668.06	47,917.29	43,844.53	43,844.53	4,072.76	4,072.76	132	
22,070.00	38,056.75	36,344.53	36,344.53	1,712.22	172.00	1,884.22	133	
756,075.25	816,484.47	608,897.62	608,897.62	207,586.85	4,092.03	211,678.88	134	
23,294.13	23,294.13	17,640.87	17,640.87	5,653.26	2,800.00	8,453.26	135	
2,830,710.30	2,838,582.60	2,734,640.02	12,626.00	2,747,266.02	91,316.58	4,762.20	96,078.78	136	
667.50	2,051.92	1,700.00	1,700.00	351.92	351.92	137	
.....	.0101	.01	138	
160,066,839.07	160,774,669.44	159,617,596.22	246,548.06	159,864,144.28	910,525.16	5,190,242.18	6,100,767.34	139	
144,928,996.77	146,755,108.32	144,927,573.36	107,274.78	145,034,848.14	1,720,260.18	8,459,367.98	10,179,628.16	140	
6,506,849.50	8,591,559.48	5,997,673.03	1,000,000.00	6,997,673.03	1,593,886.45	1,327.95	1,595,214.40	141	
1,397,087.50	1,443,530.27	1,271,000.00	1,271,000.00	172,530.27	172,530.27	142	
145,000.00	217,500.00	70,000.00	70,000.00	147,500.00	4,000.00	151,500.00	143	
38,539,582.80	38,634,569.90	37,934,941.56	395,710.63	38,330,652.19	303,917.71	112,662.03	416,579.74	144	
200,000.00	286,312.00	151,312.00	151,312.00	135,000.00	105,000.00	240,000.00	145	
2,500.00	9,331.58	3,000.00	3,000.00	6,331.58	500.00	6,831.58	146	
.....	9,671.63	1,766.18	1,766.18	7,905.45	7,905.45	147	
325,838.14	516,650.98	371,078.56	371,078.56	145,572.42	21,059.56	166,631.98	148	
1,075,511.32	1,096,755.75	1,047,885.90	1,047,885.90	48,869.85	43,979.90	92,849.75	149	
4,960,224.89	4,961,111.79	4,960,866.40	4,960,866.40	245.39	307,402.78	307,648.17	150	
1,635,709.52	1,867,078.35	1,581,432.23	1,581,432.23	285,646.12	301,896.84	587,542.96	151	
198,878.96	345,701.84	279,043.36	279,043.36	66,658.48	22,363.06	89,021.54	152	
.01	6,575.20	6,575.20	6,575.20	153	
780,881.32	781,801.09	701,003.15	701,003.15	80,797.94	460.82	81,258.56	154	
.....	8,462.66	7,669.67	7,669.67	792.99	792.99	155	
6,148,541.07	6,177,171.50	5,695,163.09	383,493.05	6,078,656.14	98,515.36	349,528.92	448,044.28	156	
1,255,917.34	1,414,138.66	1,226,462.00	8,094.51	1,234,556.51	179,582.15	38,011.51	217,593.66	157	
1,376,538.00	1,814,866.95	1,607,124.03	1,607,124.03	207,742.92	202.73	207,945.65	158	
432,042.63	662,375.54	610,376.20	610,376.20	51,999.34	13,216.53	65,215.87	159	
312,533.15	343,430.03	336,867.35	336,867.35	6,562.68	20,156.15	26,718.83	160	
1,230,438.02	1,346,186.68	1,215,958.66	1,215,958.66	130,228.02	130,228.02	161	
15,585.00	50,490.00	15,000.00	1,905.00	16,905.00	33,585.00	33,585.00	162	
5,513,227.68	5,898,306.95	5,862,765.52	5,862,765.52	35,541.43	1,489,910.11	1,525,451.54	163	
.....	57,640.40	50,000.00	50,000.00	7,640.40	7,640.40	164	
205,900.01	205,900.01	203,867.19	203,867.19	2,032.82	49,626.37	44,659.19	165	
7,240,459.31	8,554,984.94	8,000,000.00	8,000,000.00	554,984.94	1,205,845.24	1,760,830.18	166	

ABSTRACT OF FUNDED ACCOUNTS

Line No.	Dept. and Div. No.	Code No.	NAME OF ACCOUNT	Balance July 1, 1980	RECEIPTS		
					Receipts	Transfers	Refunds, Restorations, and Other Receipts
TRUST FUNDS (Continued)							
481-499	EDUCATION, DEPARTMENT OF (Continued)						
490	Division of Universities: (Continued)						
167	1400		Phosphate Research Trust Fund	1,323,274.92	1,321.34	3,980,249.50	15.00
168	1500		Operations Trust Fund	107,932.49	156,742.94	198,423.70	
169	1600		Agricultural College Trust Fund	63,364.35	4,951.26		
170	1700		Seminary Trust Fund	38,131.66			
171	1800		Interest of Seminary Trust Fund	7,917.43	7,099.34		
172	1900		Eminent Scholars Trust Fund		2,400,000.00	5,000,000.00	
173	2200		New College Endowment Trust Fund		2,500,000.00		
174	4000		State University System Construction Trust Fund	3,321,818.34	3,399,470.51	40,296,000.00	7,944.54
175	6000		Grants and Donations Trust Fund	82.99	610.00	1,128.30	
176	9000		Educational and General Activities—Incidental Trust Fund	2,534,961.18	67,352,828.79	2,362,412.67	
491	University of Florida:						
177	0200		Auxiliary Trust Fund	355,063.17	25,822,283.34	1,073,958.46	1,799.84
178	0300		Extension Incidental Trust Fund	232,919.05	1,603,483.22		797.80
179	0400		Health Center Educational and General Liability Insurance Trust Fund	16,023.24	1,799,779.44		
180	0600		Working Capital Trust Fund	272,889.05	9,806,771.94		50.75
181	0800		Sponsored Research Development Trust Fund	4,400,670.05	42,551,845.93		13,759.06
182	0900		Engineering Industrial Experiment Station	265,534.30	10,061,163.11		2,476.64
183	1000		University of Florida Veterinary Medicine—Operation and Maintenance Trust Fund	477,271.36	1,275,135.19		5.55
184	1200		Health Center—Educational and General—Incidental Trust Fund	256,448.22	4,744,789.61	11,860,000.00	
185	1300		Grants, Contracts and Donations Trust Fund	1,153,046.25	15,753,228.69	13,600.00	2,857.88
186	1400		Teaching Hospital and Allied Clinics—Operation and Maintenance Trust Fund	10,986,763.25	1,643,166.69		1,589.96
187	1900		Dormitory Revenue Certificates 1948 Issue—Operating Trust Fund	126,375.03	1,898,416.25	271,564.64	
188	2000		Dormitory Revenue Certificates 1948 Issue—Repairs and Replacement Trust Fund	43,583.50	47,397.73		
189	2100		Dormitory Revenue Certificates 1954 Issue—Repairs and Replacement Trust Fund	5,000.00	28,911.51		
190	2200		Dormitory Revenue Certificates 1954 Issue—Interest and Sinking Trust Fund		103,835.46		
191	2300		Dormitory Revenue Certificates 1955 Issue—Interest and Sinking Trust Fund		47,257.18		
192	2400		Dormitory Revenue Certificates 1955 Issue—Repairs and Replacement Trust Fund	5,000.00	4,140.77		29.28
193	2500		Laboratory School Revenue Certificates—Reserve Maintenance Trust Fund	4,990.79	36,232.80		
194	2600		Laboratory School Revenue Certificates—Interest and Sinking Trust Fund		62,214.05		
195	2700		Housing System Revenue Certificates 1959 Issue—Interest and Sinking Trust Fund	347,887.41	4,696,452.99		1,517.22
196	2800		Housing System Revenue Certificates 1959 Issue—Interest and Sinking Trust Fund	1,913.27	1,411,164.54		
197	2900		Housing System Revenue Certificates 1959 Issue—Building Maintenance and Equipment Reserve Trust Fund	250,302.08	90,141.83	300,000.00	
198	3100		Dormitory Revenue Certificates of 1962 Interest and Sinking Trust Fund		48,448.77		
199	3200		Dormitory Revenue Certificates of 1962 Repairs and Replacement Trust Fund	4,217.32	3,853.11		
200	3300		Apartment Revenue Certificates of 1964 Interest and Sinking Trust Fund		101,962.21	60,000.00	
201	3400		Apartment Revenue Certificates of 1964 Repairs and Replacement Trust Fund		18,343.41	9,000.00	
202	3500		Apartment Revenue Certificates of 1964 Revenue Trust Fund	105,959.00	295,428.19	7,084.31	
203	3800		Institute of Food and Agricultural Sciences—Extension Services Incidental Trust Fund	167,251.46	395,512.01		
204	3900		Institute of Food and Agricultural Sciences—Extension Services Federal Grants Trust Fund	60,952.30	2,455,541.40		215.72
205	4000		Institute of Food and Agricultural Sciences—Experiment Station Incidental Trust Fund	1,091,652.17	1,702,722.05		
206	4100		Institute of Food and Agricultural Sciences—Experiment Station Grants and Donations Trust Fund	435,837.19	14,345,880.04		1,520.91
207	4200		Institute of Food and Agricultural Sciences—Experiment Station Federal Grants Trust Fund	140,579.27	2,375,207.10		116.15
208	4300		Housing Revenue Certificates of 1971—Interest and Sinking Trust Fund	619.80	24,661.59		
209	4400		Housing Revenue Certificates of 1971—Repairs and Replacement Trust Fund	250.00	1,904.80		
210	4600		Housing System Revenue Trust Fund of 1974	74,768.77	506,362.24	2,064.26	

ABSTRACT OF FUNDED ACCOUNTS

Total Receipts	Total Available	DISBURSEMENTS			Balance June 30, 1981	Outstanding Warrants	Adjustments	Treasurer's Balance June 30, 1981	Line No.
		Regular Disbursements	Transfer Disbursements	Total Disbursements					
3,981,585.84	5,304,860.76	4,630,235.47		4,630,235.47	674,625.29	154,444.62		829,069.91	167
355,166.64	463,099.13	265,776.89		265,776.89	197,322.24	5,276.45		202,598.69	168
\$ 4,951.26	\$ 68,315.61	\$ 50,000.00	\$ 7,750.00	\$ 57,750.00	\$ 10,565.61	\$	\$	\$ 10,565.61	169
	38,131.66	36,000.00		36,000.00	2,131.66			2,131.66	170
7,099.34	15,016.77		7,917.42	7,917.42	7,099.35			7,099.35	171
7,400,000.00	7,400,000.00	7,400,000.00		7,400,000.00		400,000.00		400,000.00	172
2,500,000.00	2,500,000.00	2,500,000.00		2,500,000.00					173
43,703,415.05	47,025,233.39	41,119,343.59		41,119,343.59	5,905,889.80	2,141,670.93		8,047,560.73	174
1,738.30	1,821.29				1,821.29			1,821.29	175
69,715,241.46	72,250,202.64	62,823,281.00		62,823,281.00	9,426,921.64			9,426,921.64	176
26,898,041.64	27,253,104.81	26,056,205.03	139,600.00	26,195,805.03	1,057,299.78	841,968.57		1,899,268.35	177
1,604,281.02	1,837,200.07	1,606,700.24		1,606,700.24	230,499.83	54,286.26		284,786.09	178
1,799,779.44	1,815,802.68	1,810,453.84		1,810,453.84	5,348.84	71,733.90		77,082.74	179
9,806,822.69	10,079,711.74	9,971,749.77		9,971,749.77	107,961.97	550,410.13		658,372.10	180
42,565,604.99	46,966,275.04	40,274,304.56	1,717,001.46	41,991,306.02	4,974,969.02	856,479.69		5,831,448.71	181
10,063,639.75	10,329,174.05	9,733,266.02		9,733,266.02	595,908.03	190,986.95		786,894.98	182
1,275,140.74	1,752,412.10	1,095,566.86		1,095,566.86	656,845.24	78,490.06		735,335.30	183
16,604,789.61	16,861,237.83	16,339,495.12		16,339,495.12	521,742.71	84,201.33		605,944.04	184
15,769,686.57	16,922,732.82	16,380,682.92		16,380,682.92	542,049.90	283,911.68		825,961.58	185
1,644,756.65	12,631,519.90	769,597.38	11,860,000.00	12,629,597.38	1,922.52	734.40		2,656.92	186
2,169,980.89	2,296,355.92	1,933,516.94	209,370.71	2,142,887.65	153,468.27	2,307.12		155,775.39	187
47,397.73	90,981.23	90,981.23		90,981.23					188
28,911.51	33,911.51	28,911.51		28,911.51	5,000.00			5,000.00	189
103,835.46	103,835.46	103,835.46		103,835.46					190
47,257.18	47,257.18	47,257.18		47,257.18					191
4,170.05	9,170.05	5,991.28		5,991.28	3,178.77			3,178.77	192
36,232.80	41,223.59	31,705.61		31,705.61	9,517.98	5,481.71		14,999.69	193
62,214.05	62,214.05	62,214.05		62,214.05		2,222.50		2,222.50	194
4,697,970.21	5,045,857.62	4,069,419.83	714,878.53	4,784,298.36	261,559.26	38,374.14		299,933.40	195
1,411,164.54	1,413,077.81	1,111,733.73	300,000.00	1,411,733.73	1,344.08			1,344.08	196
390,141.83	640,443.91	595,466.12		595,466.12	44,977.79			44,977.79	197
48,448.77	48,448.77	47,782.49		47,782.49	666.28			666.28	198
3,853.11	8,070.43	2,434.88		2,434.88	5,635.55	93.50		5,729.05	199
161,962.21	161,962.21	161,962.21		161,962.21					200
27,343.41	27,343.41	22,343.38		22,343.38	5,000.03			5,000.03	201
302,512.50	408,471.50	219,700.72	119,123.95	338,824.67	69,646.83	3,801.87		73,448.70	202
395,512.01	562,763.47	389,745.05		389,745.05	173,018.42	26,540.11		199,558.53	203
2,455,757.12	2,516,709.42	2,224,833.91		2,224,833.91	291,875.51	80,026.20		371,901.71	204
1,702,722.05	2,794,374.22	1,874,127.02		1,874,127.02	920,247.20			920,247.20	205
14,347,400.95	14,783,238.14	13,580,242.07	6,230.71	13,586,472.78	1,196,765.36	511,332.16		1,708,097.52	206
2,375,323.25	2,515,902.52	2,408,881.91		2,408,881.91	107,020.61	57,821.38		164,841.99	207
24,661.59	25,281.39	25,281.39		25,281.39					208
1,904.80	2,154.80	5.60		5.60	2,149.20			2,149.20	209
508,426.50	583,195.27	131,000.00	380,298.48	511,298.48	71,896.79			71,896.79	210

ABSTRACT OF FUNDED ACCOUNTS

Line No.	Dept. and Div. No.	Code No.	NAME OF ACCOUNT	Balance July 1, 1980	RECEIPTS		
					Receipts	Transfers	Refunds, Restorations, and Other Receipts
TRUST FUNDS (Continued)							
481-499 EDUCATION, DEPARTMENT OF (Continued)							
491 University of Florida: (Continued)							
211		4700	Law Review Trust Fund	1,427.64	29,743.35		
212		5000	Uniform Payroll Trust Fund	47,826.09	774.22		30,163.18
492 Florida State University:							
213		0200	Working Capital Trust Fund	131,209.39	2,867,459.20		280.78
214		0300	Auxiliary Trust Fund	93,258.73	17,265,140.56	181,464.36	11,436.87
215		0500	Grants and Donations Trust Fund	2,941.56			153.99
216		0900	Educational Program—Extension Incidental Trust Fund	274,719.23	1,204,083.12		
217		1400	Revenue Certificates Series 1950—Interest and Sinking Trust Fund		177,902.65		
218		1500	Revenue Certificates of 1964—Revenue Trust Fund		24,118.13		
219		1800	Revenue Certificates of 1950—Repairs and Replacement Trust Fund	4,269.59	716,452.88		
220		2000	Demonstration School Revenue Certificates—Interest and Sinking Trust Fund		38,614.00		
221		2100	Demonstration School Revenue Certificates—Repairs and Replacement Trust Fund		18,051.15		
222		2300	Dormitory Revenue Certificates of 1954—Interest and Sinking Trust Fund		14,411.25		
223		2400	Dormitory Revenue Certificates of 1954—Repairs and Replacement Trust Fund	816.35	42,490.97		
224		2700	Dormitory Revenue Certificates of 1956—Interest and Sinking Trust Fund		7,120.00		
225		2900	Dormitory Revenue Certificates of 1957—Repairs and Replacement Trust Fund		3,058.89		
226		3000	Dormitory Revenue Certificates of 1957—Interest and Sinking Trust Fund		91,675.00		
227		3400	Apartment Revenue Certificates of 1959—Interest and Sinking Trust Fund		84,225.00		
228		3700	Apartment Revenue Certificates of 1961—Interest and Sinking Trust Fund		71,485.00		
229		4000	Apartment Revenue Certificates of 1961—Repairs and Replacement Trust Fund		3,490.20		
230		4200	Dormitory Revenue Certificates of 1963—Revenue Trust Fund		180,348.73		
231		4400	Apartment Revenue Certificates of 1963—Revenue Trust Fund		181,835.00		
232		4500	Sponsored Research Development Trust Fund	509,676.78	20,392,798.94	96,524.72	966.06
233		4700	Revenue Certificates of 1969—Revenue Trust Fund		84,025.00		
234		4800	Athletic Field House—Improvement Project Construction Trust Fund	12,873.88			
235		5000	Uniform Payroll Trust Fund	6,223.05	21,330.85	1,916.33	11,915.73
493 Florida Agricultural and Mechanical University:							
236		0200	Auxiliary Trust Fund	70,277.09	1,213,879.49	143,549.98	12,353.97
237		0300	Continuing Education Program—Extensive Incidental Trust Fund	10,730.65	34,957.75		
238		0400	Grants and Donations Trust Fund	216,423.67	7,054,418.64	59,913.45	5,067.66
239		0900	Dormitory Revenue Certificates of 1952—Revenue Trust Fund	5,343.09	315,432.59		
240		1000	Dormitory Revenue Certificates of 1952—Operations and Maintenance Trust Fund	10,792.60		314,040.37	
241		1100	Dormitory Revenue Certificates of 1952—Interest and Sinking Trust Fund	21,387.34	56,097.26	25,500.00	
242		1200	Dormitory Revenue Certificates of 1952—Repairs and Replacement Trust Fund	7,161.29	26,445.97		
243		1400	Apartment Revenue Certificates of 1963—Revenue Trust Fund	7,131.86	86,748.33		
244		1600	Dormitory Revenue Certificates of 1964—Revenue Trust Fund	9,756.96	344,961.55		
245		2200	Housing Revenue Certificates of 1969—Revenue Trust Fund	72,443.40	304,944.70		
246		2400	Apartment Revenue Certificates of 1963—Interest and Sinking Trust Fund	28.79	51,607.75	15,000.00	
247		2500	Dormitory Revenue Certificates of 1964—Interest and Sinking Trust Fund		97,154.95	25,200.00	
248		2600	Mobile Home Unit Trust Fund	601.56			
249		2700	Sponsored Research Development Trust Fund	20,291.87	184,083.83	203,380.34	
250		3000	Apartment Revenue Certificates of 1963—Repairs and Replacement Trust Fund	11.69	60,972.28		
251		3100	Dormitory Revenue Certificates of 1964—Repairs and Replacement Trust Fund	3.99	16,239.53	10,000.00	
252		3200	Housing Revenue Certificates of 1969—Interest and Sinking Trust Fund	472.63	43,397.69	10,000.00	
494 University of Central Florida:							
253		0200	Grants and Donations Trust Fund	16,438.05	5,171,071.11	127,067.73	2,254.86
254		0300	Auxiliary Trust Fund	194,736.98	4,603,054.70		703.37
255		0400	Extension Incidental Trust Fund	63.51	808,022.86	6,631.53	626.42
256		0500	Dormitory Revenue Certificates of 1967—Revenue Trust Fund	82,057.56	512,871.89		
257		0600	Solar Energy Center Testing Trust Fund	54,990.90	68,237.07		
258		0700	Sponsored Research Development Trust Fund	5,414.54	1,222,313.44	614,353.52	

ABSTRACT OF FUNDED ACCOUNTS

Total Receipts	Total Available	DISBURSEMENTS			Balance June 30, 1981	Outstanding Warrants	Adjustments	Treasurer's Balance June 30, 1981	Line No.
		Regular Disbursements	Transfer Disbursements	Total Disbursements					
29,743.35	31,170.99	26,754.68		26,754.68	4,416.31	5,469.63	9,885.94	211	
30,937.40	78,763.49	66,147.96		66,147.96	12,615.53	2,969,145.76	2,981,761.29	212	
2,867,739.98	2,998,949.37	2,857,040.86	124,707.82	2,981,748.68	17,200.69	42,883.79	60,084.48	213	
17,458,041.79	17,551,300.52	17,113,719.79	1,916.33	17,115,636.12	435,664.40	599,884.61	1,035,549.01	214	
153.99	3,095.55	2,904.30		2,904.30	191.25		191.25	215	
1,204,083.12	1,478,802.35	1,296,372.29		1,296,372.29	182,430.06	14,659.99	197,090.05	216	
177,902.65	177,902.65	177,902.65		177,902.65				217	
24,118.13	24,118.13	24,118.13		24,118.13				218	
716,452.88	720,722.47	60,643.83	656,756.54	717,400.37	3,322.10		3,322.10	219	
38,614.00	38,614.00	38,614.00		38,614.00				220	
18,051.15	18,051.15	18,051.15		18,051.15				221	
14,411.25	14,411.25	14,411.25		14,411.25				222	
42,490.97	43,307.32	43,307.32		43,307.32				223	
7,120.00	7,120.00	7,120.00		7,120.00				224	
3,058.89	3,058.89	3,058.89		3,058.89				225	
91,675.00	91,675.00	91,675.00		91,675.00				226	
84,225.00	84,225.00	84,225.00		84,225.00				227	
71,485.00	71,485.00	71,485.00		71,485.00				228	
3,490.20	3,490.20	3,490.20		3,490.20				229	
180,348.73	180,348.73	180,348.73		180,348.73				230	
181,835.00	181,835.00	181,835.00		181,835.00				231	
20,490,289.72	20,999,966.50	20,593,379.67		20,593,379.67	406,586.83	377,004.19	783,591.02	232	
84,025.00	84,025.00	84,025.00		84,025.00				233	
	12,873.88	12,873.88		12,873.88				234	
35,162.91	41,385.96	36,189.82		36,189.82	5,196.14	400,614.39	405,810.53	235	
1,369,783.44	1,440,060.53	1,127,600.16	42,540.37	1,170,140.53	269,920.00	16,905.84	286,825.84	236	
34,957.75	45,688.40	19,029.58		19,029.58	26,658.82	2,630.80	29,289.62	237	
7,119,399.75	7,335,823.42	6,726,081.54	265,783.21	6,991,864.75	343,958.67	208,770.89	552,729.56	238	
315,432.59	320,775.68		297,000.00	297,000.00	23,775.68		23,775.68	239	
314,040.37	324,832.97	317,787.96		317,787.96	7,045.01	2,080.25	9,125.26	240	
81,597.26	102,984.60	102,915.46		102,915.46	69.14		69.14	241	
26,445.97	33,607.26	33,488.23		33,488.23	119.03		119.03	242	
86,748.33	93,880.19	54,376.74	15,000.00	69,376.74	24,503.45	370.00	24,873.45	243	
344,961.55	354,718.51	300,490.60	35,200.00	335,690.60	19,027.91	1,235.27	20,263.16	244	
304,944.70	377,388.10	195,408.41	85,000.00	280,408.41	96,979.69	228.50	97,208.19	245	
66,607.75	66,636.54	66,119.85		66,119.85	516.69	16,145.63	16,662.32	246	
122,354.95	122,354.95	121,982.20		121,982.20	372.75	28,583.13	28,955.88	247	
	601.56		601.56	601.56				248	
387,464.17	407,756.04	272,980.31	127,861.87	400,842.18	6,913.86	11,115.20	18,029.06	249	
60,972.28	60,983.97	60,697.37		60,697.37	286.60		286.60	250	
26,239.53	26,243.52	26,112.83		26,112.83	130.69		130.69	251	
53,397.69	53,870.32	53,699.84		53,699.84	170.48	5,562.50	5,732.98	252	
5,300,393.70	5,316,831.75	4,424,002.84	785,058.59	5,209,061.43	107,770.32	97,796.51	205,566.83	253	
4,603,758.07	4,798,495.05	4,640,142.70		4,640,142.70	158,352.35	158,216.67	316,569.02	254	
815,280.81	815,344.32	788,705.93		788,705.93	26,638.39	38,136.33	64,774.72	255	
512,871.89	594,929.45	453,118.91		453,118.91	141,810.54	3,459.90	145,270.44	256	
68,237.07	123,227.97	96,080.87		96,080.87	27,147.10	3,561.94	30,709.04	257	
1,836,666.96	1,842,081.50	1,508,860.20	186,256.14	1,695,116.34	146,965.16	107,856.02	254,821.18	258	

ABSTRACT OF FUNDED ACCOUNTS

Line No.	Dept. and Div. No.	Code No.	NAME OF ACCOUNT	Balance July 1, 1980	RECEIPTS		
					Receipts	Transfers	Refunds, Restorations, and Other Receipts
TRUST FUNDS (Continued)							
481-499	EDUCATION, DEPARTMENT OF (Continued)						
494	University of Central Florida: (Continued)						
259	0800		Dormitory Revenue Certificates of 1980—Revenue Trust Fund		2,316.00		
	495	University of South Florida:					
260	0200		Working Capital Trust Fund	171,541.69	1,432,839.92		37.57
261	0300		Auxiliary Trust Fund	553,622.81	12,548,112.08	1,315,500.82	367.12
262	0500		Continuing Education Program Extension Incidental Trust Fund	293,316.54	1,054,296.61		72.60
263	0600		Grants and Donations Trust Fund	893,160.92	12,857,650.26	289,803.45	3,037.80
264	0700		Dormitory Revenue Certificates of 1959—Operation and Maintenance Trust Fund		424,029.65		
265	0800		Dormitory Revenue Certificates of 1959—Interest and Sinking Trust Fund	22,337.68			
266	0900		Building Maintenance Reserve Trust Fund	60.52	56,875.26	25,000.00	
267	1000		Dormitory Revenue Certificates of 1960—Operation and Maintenance Trust Fund	8,691.23	6,868.17		
268	1100		Dormitory Revenue Certificates of 1960—Interest and Sinking Trust Fund	41,375.86	408,536.14		
269	1200		Maintenance and Equipment Reserve Trust Fund	1,080.49	73,946.88	31,000.00	
270	1300		Dormitory Revenue Certificates of 1961—Revenue Trust Fund	7,242.57	6,312.59		
271	1400		Dormitory Revenue Certificates of 1961—Interest and Sinking Trust Fund	69,056.13	531,567.94		
272	1500		Dormitory Revenue Certificates of 1960—Revenue Trust Fund	98.24	111,646.84	60,000.00	
273	1700		Dormitory Dining and Auxiliary Revenue Certificates of 1965—Revenue Trust Fund	67,026.59	594,865.83		
274	1800		Dormitory Dining and Auxiliary Revenue Certificates of 1965—Interest and Sinking Trust Fund	66,447.77	712,227.07		
275	1900		Sponsored Research Development Trust Fund	4.90	110,957.73	66,441.86	
276	2200		Dormitory Revenue Certificates of 1962—Interest and Sinking Trust Fund	368,072.47	41,619.62	796,353.77	315.00
277	2300		Medical Center—Professional Medical Liability Self Insurance Trust Fund	11.60	62,534.64	68,604.03	
278	2400		Medical Center—Operation and Maintenance Trust Fund	307.35	357,860.11		
	496	Florida Atlantic University:					
279	0200		Grants and Donations Trust Fund	52,418.95	1,018,767.64		200.00
280	0300		Auxiliary Trust Fund	117,551.22	3,053,163.45		3,347.78
281	0400		Continuing Education Program Extension Incidental Trust Fund	338,979.79	4,293,617.49		464.05
282	0800		Dormitory Revenue Certificates of 1964—Revenue Trust Fund	142,544.83	738,510.25		149.29
283	0900		Revenue Certificates of 1966-A Issue—Revenue Trust Fund	35,501.89	79,763.30	51,530.00	
284	1000		Revenue Certificates of 1966-B Issue—Revenue Trust Fund	44,626.98	95,426.84	60,050.00	
285	1300		Sponsored Research Development Trust Fund	75,352.21	129,466.84	62,000.00	
	497	University of West Florida:					
286	0200		Grants and Donations Trust Fund	69,459.30	52,567.21	71,119.59	
287	0300		Auxiliary Trust Fund	65,337.57	332,598.63		
288	0400		Continuing Education Program Extension Incidental Trust Fund	68,919.49	1,503,776.62		
289	0600		Dormitory Revenue Certificates of 1966—Revenue Trust Fund	26,109.44	165,673.57	2,009.85	
290	0700		Dormitory Revenue Certificates of 1972—Revenue Trust Fund	54,882.34	365,927.91		
291	0800		Sponsored Research Development Trust Fund	39,716.66	436,997.83		
292	5000		Uniform Payroll Trust Fund	420,312.98	7,030,890.23	5,844.35	180.38
	498	Florida International University:					
293	0200		Extension Incidental Trust Fund	1,011.97	582.38		1,093.94
294	0300		Grants and Donations Trust Fund	86,152.34	1,319,741.34		978.72
295	0500		Auxiliary Trust Fund	157,253.32	4,246,021.91		3,814.10
296	0600		Improvement Project Construction Trust Fund	15,724.21	3,254,432.34		13.60
297	0800		Sponsored Research Development Trust Fund	23.96			
	499	University of North Florida:					
298	0200		Extension Incidental Trust Fund	28,083.41	117,599.30		
299	0300		Auxiliary Trust Fund	3,264.19	185,897.51		57.00
300	0400		Grants and Donations Trust Fund	15,135.86	1,024,828.44		6.75
301	0800		Sponsored Research Development Trust Fund	58,697.75	1,289,562.06		135.50
302			TOTAL DEPARTMENT OF EDUCATION	14,684.22	48,435.74		
				\$ 45,395,042.64	\$ 1,444,443,733.02	\$ 76,233,959.42	\$ 1,891,830.51
510-519	ADMINISTRATION, DEPARTMENT OF						
510	Office of the Secretary:						
303	0100		Administrative Trust Fund	\$ 92,313.59	\$ 119,569.33	\$ 1,187,030.32	\$
	512	Division of State Planning:					
304	0100		State Planning Trust Fund	3,118.75			
305	0200		Governor's Highway Safety Commission Trust Fund	9,935.25			
306	0300		Governor's Council on Criminal Justice Trust Fund				14.50
307	0500		Governor's Council on Criminal Justice	47.78			

ABSTRACT OF FUNDED ACCOUNTS

Total Receipts	Total Available	DISBURSEMENTS			Balance June 30, 1981	Outstanding Warrants	Adjustments	Treasurer's Balance June 30, 1981	Line No.
		Regular Disbursements	Transfer Disbursements	Total Disbursements					
2,316.00	2,316.00				2,316.00			2,316.00	259
1,432,877.49	1,604,419.18	1,513,558.06		1,513,558.06	90,861.12	86,297.49		177,158.61	260
13,863,980.02	14,417,602.83	13,738,949.03	430,855.00	14,169,804.03	247,798.80	669,161.75		916,960.55	261
1,054,369.21	1,347,685.75	1,007,896.28		1,007,896.28	339,789.47	42,852.73		382,642.20	262
13,150,491.51	14,043,652.43	11,995,145.56	1,125,675.38	13,120,820.94	922,831.49	652,964.43	104.00	1,575,899.92	263
424,029.65	446,367.33	123,239.72	221,981.88	345,221.60	101,145.73	790.24		101,935.97	264
81,875.26	81,935.78	81,878.75		81,878.75	57.03			57.03	265
6,868.17	15,559.40	5,734.86		5,734.86	9,824.54			9,824.54	266
408,536.14	449,912.00	115,835.48	231,555.66	347,391.14	102,520.86	1,666.43		104,187.29	267
104,946.88	106,027.37	106,023.60		106,023.60	3.77			3.77	268
6,312.59	13,555.16	8,478.99		8,478.99	5,076.17			5,076.17	269
531,567.94	600,624.07	175,350.26	307,076.50	482,426.76	118,197.31	2,456.20		120,653.51	270
171,646.84	171,745.08	171,673.31		171,673.31	71.77			71.77	271
594,865.83	661,892.42	220,315.63	372,784.33	593,099.96	68,792.46	1,083.80		69,876.26	272
712,227.07	778,674.84	309,561.87	432,347.52	741,909.39	36,765.45	568.01		37,333.46	273
177,399.59	177,404.49	177,327.58		177,327.58	76.91			76.91	274
838,288.39	1,206,360.86	835,199.35	15,709.00	850,908.35	355,452.51	34,963.66		390,416.17	275
131,138.67	131,150.27	131,123.76		131,123.76	26.51			26.51	276
357,860.11	358,167.46	355,126.53		355,126.53	3,040.93	20,567.98		23,608.91	277
1,018,967.64	1,071,386.59	1,068,586.96		1,068,586.96	2,799.63	95,648.87		98,448.50	278
3,056,511.23	3,174,062.45	2,894,290.56	141,316.90	3,035,607.46	138,454.99	153,069.16		291,524.15	279
4,294,081.54	4,633,061.33	3,990,800.52	372,003.70	4,362,804.22	270,257.11	88,407.60		358,664.71	280
738,659.54	881,204.37	799,266.00		799,266.00	81,938.37	29,120.43		111,058.80	281
131,293.30	166,795.19	121,623.07		121,623.07	45,172.12	32,777.50		77,949.62	282
155,476.84	200,103.82	144,112.94		144,112.94	55,990.88	38,537.50		94,528.38	283
191,466.84	266,819.05	171,076.85		171,076.85	95,742.20	33,012.50		128,754.70	284
123,686.80	193,146.10	143,257.51		143,257.51	49,888.59	472.48		50,361.07	285
332,598.63	397,936.20	345,245.40	2,889.38	348,134.78	49,801.42	5,237.44		55,038.86	286
1,503,776.62	1,572,696.11	1,526,291.64		1,526,291.64	46,404.47	94,347.99		140,752.46	287
167,683.42	193,792.86	162,205.57	4,083.27	166,288.84	27,504.02	9,937.23		37,441.25	288
365,927.91	420,610.25	365,232.59		365,232.59	55,377.66	7,268.51		62,646.17	289
436,997.83	476,714.49	448,584.25		448,584.25	28,130.24	7,017.21		35,147.45	290
7,036,914.96	7,457,227.94	6,904,540.66	2,009.85	6,906,550.51	550,677.43	175,713.16		726,390.59	291
1,676.32	2,688.29	2,688.29		2,688.29		131,693.05		131,693.05	292
1,320,720.06	1,406,872.40	1,224,568.09		1,224,568.09	182,304.31	94,485.21		276,789.52	293
4,249,836.01	4,407,089.33	4,078,975.95		4,078,975.95	328,113.38	254,809.49		582,922.87	294
3,254,445.94	3,270,170.15	2,905,241.64	220,000.00	3,125,241.64	144,928.51	347,735.22		492,663.73	295
	23.96				23.96			23.96	296
117,599.30	145,682.71	100,057.58		100,057.58	45,625.13	7,042.41		52,667.54	297
185,954.51	189,218.70	173,711.01		173,711.01	15,507.69	15,030.11		30,537.80	298
1,024,835.19	1,039,971.05	937,001.27		937,001.27	102,969.78	49,975.94		152,945.72	299
1,289,697.56	1,348,395.31	1,116,940.13	48,435.74	1,165,375.87	183,019.44	34,134.25		217,153.69	300
48,435.74	63,119.96	53,126.79		53,126.79	9,993.17	444.04		10,437.21	301
\$ 1,522,569,522.95	\$ 1,567,964,565.59	\$ 1,457,225,160.49	\$ 66,406,496.86	\$ 1,523,631,657.35	\$ 44,332,908.24	\$ 53,299,378.09	\$ 104.00	\$ 97,632,390.33	302
\$ 1,306,599.65	\$ 1,398,913.24	\$ 1,274,719.91	\$	\$ 1,274,719.91	\$ 124,193.33	\$ 66,919.05	\$	\$ 191,112.38	303
	3,118.75		3,118.75	3,118.75					304
	9,935.25		9,935.25	9,935.25					305
14.50	14.50		14.50	14.50					306
	47.78		47.78	47.78					307

ABSTRACT OF FUNDED ACCOUNTS

Line No.	Dept. and Div. No.	Code No.	NAME OF ACCOUNT	Balance July 1, 1980	RECEIPTS		
					Receipts	Transfers	Refunds, Restorations, and Other Receipts
TRUST FUNDS (Continued)							
510-519	ADMINISTRATIVE, DEPARTMENT OF (Continued)						
308	514	0100	Division of Administrative Hearings: Administrative Trust Fund	34,475.58	138,723.06	327,278.00	
	515		Division of Personnel:				
309		0100	State Personnel System Trust Fund	304,668.41	4,474,025.87		152.73
310		0200	Grants and Donations Trust Fund	129,343.51	712,645.32		
311		0300	State Employees Life Insurance Trust Fund	42,126.07	4,552,556.18		47.84
312		0400	State Employees Savings Bonds Trust Fund	221,421.06	4,950,022.62		12,955.65
313		0500	State Employees Health Insurance Trust Fund	318,592.72	78,179,250.75		1,400.94
314		0600	State Employees Disability Insurance Trust Fund		104,435.28		
	516		Division of Retirement:				
315		0100	Retirement System Trust Fund	31,102.64	736,858,140.95	14,513.70	150,012.63
316		0200	Operating Trust Fund	107,693.75	2,529.62	5,875,000.00	678.00
317		0500	Social Security Administration Trust Fund	20,780.74	1,571,122,975.96	5,352.50	5,659.56
318		0600	Survivors Benefits Trust Fund	500.00			150.00
	518		Commission on Human Relations:				
319		0100	Grants and Donations Trust Fund	52,405.76	206,765.53		6.22
	519		Human Resource Management:				
320		0100	State Personnel System Trust Fund	76,190.49	798.02	2,044,138.00	120.00
321			TOTAL DEPARTMENT OF ADMINISTRATION	\$ 1,444,716.10	\$ 2,401,422,438.49	\$ 9,453,312.52	\$ 171,198.07
520-529	COMMUNITY AFFAIRS, DEPARTMENT OF						
	520		Office of the Secretary:				
322		0100	Administrative Trust Fund	\$ 99,340.87	\$ 7,450.87	\$ 428,765.81	\$
323		0300	Grants and Donations Trust Fund		20,000.00		
	521		Office of Community Services:				
324		0200	Economic Opportunity Trust Fund	43,182.53	4,100,261.80	9,663.25	1,614.92
325		0300	Community Services Trust Fund	352,601.85	13,683.83	1,000,000.00	
	524		Division of Veterans' Affairs:				
326		0100	State Approval Agency Trust Fund	7,664.27	190,000.00		
	527		Division of Public Safety Planning and Assistance:				
327		0100	U.S. Contributions Trust Fund	7,807.75	54,619.48	26,829.45	
328		0200	Disaster Relief U.S. Trust Fund		3,655,720.40		
329		0300	Personnel and Administrative Trust Fund	8,953.79	1,361,429.97		30.65
330		0400	Governor's Highway Safety Commission Trust Fund	35,314.41	7,962,197.37	9,935.25	
331		0500	Radiological Equipment Facility Trust Fund	3,333.43	91,531.99		
332		0600	Community Shelter Planning Program Trust Fund	3,048.45	133,264.43		
333		0700	Disaster Planning Trust Fund	3,738.84	27,415.52		
334		0800	Governor's Council on Criminal Justice Trust Fund	573,063.43	16,075,642.58	113,970.45	3,114.00
335		0900	Block Grant Matching Trust Fund	3,245,834.17	884,120.94	12,840.00	347.00
	528		Local Resource Management:				
336		0100	Urban Planning Assistance Revolving Trust Fund	83,214.80	780,256.01		
337		0200	State Planning Trust Fund	176,052.53	409,903.71	1,885.30	
338		0300	Community Development Trust Fund	205,985.13	562,829.73	86,136.28	
339		0400	Revolving Land Acquisition and Site Development Trust Fund	13,996.31	482,414.86	2,000,000.00	
340		0500	Factory Built Housing Trust Fund	29,042.46	154,315.50		
341		0600	Housing Assistance Trust Fund	55,354.64	1,429,399.00		454.00
342		0700	Neighborhood Housing Services Grant Fund	500,000.00			
343		0800	County Government Audit Trust Fund			4,512,147.73	
344		0800	Community Development Support and Assistance Fund		280,000.00	5,000,000.00	
	529		Florida Housing Finance Agency:				
345		0100	Housing Finance Agency Trust Fund		27,000.00	145,000.00	
346			TOTAL DEPARTMENT OF VETERAN AND COMMUNITY AFFAIRS	\$ 5,447,529.66	\$ 38,703,457.99	\$ 13,347,173.52	\$ 5,560.57
530-536	BUSINESS REGULATION, DEPARTMENT OF						
	530		Office of Secretary:				
347		0100	Administrative Trust Fund	\$ 52,750.54	\$ 105.44	\$ 658,360.00	\$ 34.40
	531		Division of Pari-Mutuel Wagering:				
348		0100	Pari-Mutuel Trust Fund	4,526,484.37	5,062,877.24	4,562.98	411.00
349		0200	Pari-Mutuel Tax Collection Trust Fund	2,170,556.25	49,609,130.78		
350		0300	Florida Thoroughbred Breeders Promotional Trust Fund		2,461,510.15		
351		0400	Research Trust Fund		2,995.00		
	532		Division of Hotels and Restaurants:				
352		0100	Hotel and Restaurant Trust Fund	158,985.66	3,914,079.80	3,877.16	155.50
	533		Division of Florida Land Sales and Condominiums:				
353		0100	Florida Land Sales Trust Fund	52,934.69	2,113,495.77	2,568.26	333.50

ABSTRACT OF FUNDED ACCOUNTS

Total Receipts	Total Available	DISBURSEMENTS			Balance June 30, 1981	Outstanding Warrants	Adjustments	Treasurer's Balance June 30, 1981	Line No.
		Regular Disbursements	Transfer Disbursements	Total Disbursements					
466,001.06	500,476.64	467,631.16		467,631.16	32,845.48	32,446.18		65,291.66	308
4,474,178.60	4,778,847.01	1,598,643.40	2,827,571.00	4,426,214.40	352,632.61	42,961.45		395,594.06	309
712,645.32	841,988.83	426,183.13	291,526.72	717,709.85	124,278.98	12,515.76		136,794.74	310
4,552,604.02	4,594,730.09	4,324,051.35		4,324,051.35	270,678.74	272.03		270,950.77	311
4,962,978.27	5,184,399.33	4,980,242.60		4,980,242.60	204,156.73	3,050.23	30.00	207,236.96	312
78,180,651.69	78,499,244.41	78,284,680.05		78,284,680.05	214,564.36	66,737.21		281,301.57	313
104,435.28	104,435.28	93,015.04		93,015.04	11,420.24	10,712.19		22,132.43	314
737,022,667.28	737,053,769.92	731,099,457.84	5,880,352.50	736,979,810.34	73,959.58	21,744,938.32	(460.78)	21,818,437.12	315
5,878,207.62	5,985,901.37	5,411,821.43	358,289.00	5,770,110.43	215,790.94	208,962.66		424,753.60	316
1,571,133,988.02	1,571,154,768.76	1,571,072,295.11	14,513.70	1,571,086,808.81	67,959.95	76,693,148.44		76,761,108.39	317
150.00	650.00	500.00		500.00	150.00	380.00	340.00	870.00	318
206,771.75	259,177.51	178,076.23	19,758.31	197,834.54	61,342.97	21,290.87		82,533.84	319
2,045,056.02	2,121,246.51	2,089,559.82		2,089,559.82	31,686.69	88,734.99		120,421.68	320
<u>2,411,046,949.08</u>	<u>\$ 2,412,491,665.18</u>	<u>\$ 2,401,300,877.07</u>	<u>\$ 9,405,127.51</u>	<u>\$ 2,410,706,004.58</u>	<u>\$ 1,785,660.60</u>	<u>\$ 98,993,069.38</u>	<u>\$ (90.78)</u>	<u>\$ 100,778,639.20</u>	321
\$ 436,216.68	\$ 535,557.55	\$ 463,315.31	\$ 58,239.50	\$ 521,554.81	\$ 14,002.74	\$ 60,739.24		\$ 74,741.98	322
20,000.00	20,000.00	14,797.00		14,797.00	5,203.00	5,000.00		10,203.00	323
4,111,539.97	4,154,722.50	3,683,143.53	44,082.69	3,727,226.22	427,496.28	114,876.90		542,373.18	324
1,013,683.83	1,366,285.68	1,210,786.79		1,210,786.79	155,498.89	316,323.50		471,822.39	325
190,000.00	197,664.27	187,971.75		187,971.75	9,692.52	6,498.92		16,191.44	326
81,448.93	89,256.68	73,056.85	1,384.10	74,440.95	14,815.73	13,340.14		28,155.87	327
3,655,720.40	3,655,720.40	2,128,956.40	1,526,764.00	3,655,720.40					328
1,361,480.62	1,370,414.41	1,318,523.93	43,724.56	1,362,248.49	8,165.92	45,084.31		53,250.23	329
7,972,132.62	8,007,447.03	5,095,735.44	2,855,940.88	7,951,676.32	55,770.71	367,139.47		422,910.18	330
91,531.99	94,865.42	79,761.59	10,687.18	90,448.77	4,416.65	3,917.57		8,334.22	331
133,264.43	136,312.88	120,979.70	14,867.59	135,847.29	465.59	8,833.13		9,298.72	332
27,415.52	31,154.36	22,992.16	2,724.20	25,716.36	5,438.00	2,911.03		8,349.03	333
16,192,727.03	16,765,790.46	11,358,118.58	4,525,763.87	15,883,882.45	881,908.01	683,357.63		1,565,265.64	334
897,307.94	4,143,142.11	866,497.92	1,472,810.00	2,339,307.92	1,803,834.19	2,233.00		1,806,067.19	335
780,256.01	863,470.81	669,024.29	59,850.76	728,875.05	134,595.76	12,883.05		147,478.81	336
411,789.01	587,841.54	464,758.96	21,817.16	486,576.12	101,265.42	52,684.97		153,950.39	337
648,966.01	854,951.14	826,493.46	28,448.13	854,941.59	9.55	57,281.32		57,290.87	338
2,482,414.86	2,496,411.17	2,449,864.08	34,859.87	2,484,723.95	11,687.22	2,002.30		13,689.52	339
154,315.50	183,357.96	127,850.10	6,236.87	134,086.97	49,270.99	2,418.26		51,689.25	340
1,429,853.00	1,485,207.64	1,403,700.07	12,439.25	1,416,139.32	69,068.32	111,797.67		180,865.99	341
	500,000.00				500,000.00			500,000.00	342
4,512,147.73	4,512,147.73	4,512,147.73		4,512,147.73					343
5,280,000.00	5,280,000.00	5,269,544.00	4,771.21	5,274,315.21	5,684.79	242,817.67		248,502.46	344
172,000.00	172,000.00	73,924.10	2,438.72	76,362.82	95,637.18	11,008.37		106,645.55	345
<u>\$ 52,056,192.08</u>	<u>\$ 57,503,721.74</u>	<u>\$ 42,421,943.74</u>	<u>\$ 10,727,850.54</u>	<u>\$ 53,149,794.28</u>	<u>\$ 4,353,927.46</u>	<u>2,123,148.45</u>	<u>\$</u>	<u>\$ 6,477,075.91</u>	346
\$ 658,499.84	\$ 711,250.38	\$ 632,755.43	\$ 20,572.60	\$ 653,328.03	\$ 57,922.35	\$ 20,128.51		\$ 78,050.86	347
5,067,851.22	9,594,335.59	4,598,431.47	4,840,268.80	9,438,700.27	155,635.32	250,389.38		406,024.70	348
49,609,130.78	51,779,687.03	31,942,983.19	19,815,030.84	51,758,014.03	21,673.00			21,673.00	349
2,461,510.15	2,461,510.15	2,348,611.86		2,348,611.86	112,898.29			112,898.29	350
2,995.00	2,995.00	111.80		111.80	2,883.20			2,883.20	351
3,916,112.46	4,077,098.12	3,232,654.26	259,099.00	3,491,753.26	585,344.86	48,002.21		633,347.07	352
2,116,397.53	2,169,332.22	1,711,210.65	187,623.00	1,898,833.65	270,498.57	15,176.85		285,675.42	353

ABSTRACT OF FUNDED ACCOUNTS

Line No.	Dept. and Div. No.	Code No.	NAME OF ACCOUNT	Balance July 1, 1980	RECEIPTS			
					Receipts	Transfers	Refunds, Restorations, and Other Receipts	
TRUST FUNDS (Continued)								
530-536	BUSINESS REGULATION, DEPARTMENT OF (Continued)							
534	Division of Alcoholic Beverages and Tobacco:							
354	0100		Cigarette Tax Collection Trust Fund	11,900,221.17	266,171,893.36		8,835.00	
355	0200		Beverage License Trust Fund	228,283.16	14,405,246.53	3,362.57	4,195.20	
356	0300		Grants and Donations Trust Fund	11,112.00		60,443.00		
535	Division of General Regulations:							
357	0100		Yacht and Ship Brokers Trust Fund	5.00				
358	TOTAL DEPARTMENT OF BUSINESS REGULATION			\$ 19,101,332.84	\$ 343,741,334.07	\$ 733,173.97	\$ 13,964.60	
540-546	LABOR AND EMPLOYMENT DEPARTMENT OF SECURITY							
540	Office of the Secretary and Administrative Services:							
359	0100		Administrative Trust Fund	\$ 312,339.39	\$ 807,767.09	\$ 4,664,528.72	\$ 205.12	
360	0200		Special Employment Security Trust Fund	262,205.81		1,267,312.65		
361	0300		Revolving Trust Fund	112,699.08	1,731,030.68		155.00	
362	0400		Caldwell Data Center—Working Capital Trust Fund	339,206.79	3,522,961.22	78,716.80	1,028.36	
363	0600		Workmen's Compensation Special Disability Trust Fund	2,440,233.97	27,807,961.32		1,551.39	
364	0700		Industrial Relations Commission Trust Fund	4,811.36				
365	0900		Public Employees Relations Commission Trust Fund	61,828.07	21,374.27			
366	1000		Employment Security Administration Trust Fund	13,234.92		610,000.00		
367	1100		Workers Compensation Administration Trust Fund	271,725.04	13,558.70	2,546,161.09		
541	Division of Labor:							
368	0100		Workmen's Compensation Administration Trust Fund	194,406.18		10,345.49	531.76	
369	0400		Grants and Donations Trust Fund	16,482.26	22,195.38			
542	Division of Employment Security:							
370	0100		Employment Security Administration Trust Fund	37.44				
371	0200		Grants and Donations Trust Fund	1,001,650.51	7,389,354.72	50,000.00	1,442.70	
372	0300		Employment Security Administration Trust Fund	1,460,637.68	56,296,198.66	376,503.00	13,494.84	
373	1000		Unemployment Compensation Benefit Trust Fund	1,081,546.62	214,168,332.94		299,011.00	
374	1100		Unemployment Compensation Clearing Trust Fund	104,650.55	218,740,443.25		50,795.94	
375	1300		Manpower Development and Training Subsistence Trust Fund	117,109.33				
376	1500		Work Incentive Benefits Trust Fund	49,677.18	750,031.00		991.00	
377	1600		Crew Chief Registration Trust Fund	425.00	97,888.26		25.00	
544	Division of Economic Development:							
378	0100		Grants and Donations Trust Fund	22,785.40				
545	Division of Worker's Compensation:							
379	0100		Administration Trust Fund	799,014.03	20,133,383.47	470,984.19	7,320.10	
380	0400		Grants and Donations Trust Fund	16,047.81	456,968.74	359,943.88		
381	0500		Crimes Compensation Trust Fund		2,243,442.02	76,054.77	2,593.68	
546	Division of Employment and Training:							
382	0100		Florida State Prime Sponsor Trust Fund	2,844,666.95	51,979,546.68	1,253.01	33,125.25	
383	TOTAL DEPARTMENT OF LABOR AND EMPLOYMENT SECURITY			\$ 11,527,421.37	\$ 606,182,438.40	\$ 10,511,803.60	\$ 412,271.14	
550-557	TRANSPORTATION, DEPARTMENT OF							
550	Office of Secretary and Division of Administration:							
384	0100		Working Capital Trust Fund	\$ 2,359,609.94	\$ 106,010,350.86	\$ 687,825,773.88	\$ 194,257.23	
553	Division of Road Operations:							
385	0500		Primary Trust Fund	13,862,129.72	563,502,239.77	221,997,445.72	9,819.15	
386	0600		Secondary Trust Fund	41,590.02	14,228,674.85	2,630,458.17		
387	0700		Suwanee County Project Construction Trust Fund No. 82	6,237.35				
388	0800		Holmes County Project Construction Trust Fund	70,556.54	477,678.41			
389	0900		Sunshine Skyway Bridge Insurance Proceeds Trust Fund		13,000,000.00			
390	1000		Alachua County Project Construction Trust Fund No. 81	266.00				
391	1500		Columbia County Project Construction Trust Fund number 82		48,610.34			
392	1600		Bradford County Project Construction Trust Fund No. 81		138,939.92			
393	2500		Walton County Project Construction Trust Fund No. 8184				
394	2800		Alachua County Project Construction Trust Fund No. 82		28,414.42			
395	3200		Collier County Project Construction Trust Fund No. 81		5,615,911.09			
396	3300		Escambia County Project Construction	5,484.02	4,291,590.91			
397	3400		Pinellas County Project Construction Trust Fund	2,994.35	5,705,771.32			
398	3600		Gulf County Project Construction Trust Fund No. 83		2,510,486.88			
399	3700		Liberty County Project Construction Trust Fund No. 82		1,635,293.13			
400	3800		Hernando County Project Construction Trust Fund No. 81	815,340.52	978,881.67			
401	3900		Madison County Project Construction Trust Fund No. 81	427,159.07	2,458,652.42			
402	4100		Seminole County Project Construction Trust Fund No. 82		2,551,000.00	60,330.01		
403	6000		Hillsborough County Project Construction Trust Fund No. 81	50.00				
404	6900		Lee County Project Construction Trust Fund No. 82		756,789.03			

ABSTRACT OF FUNDED ACCOUNTS

Total Receipts	Total Available	DISBURSEMENTS			Balance June 30, 1981	Outstanding Warrants	Adjustments	Treasurer's Balance June 30, 1981	Line No.
		Regular Disbursements	Transfer Disbursements	Total Disbursements					
266,180,728.36	278,080,949.53	12,600,328.20	256,571,087.83	269,171,416.03	8,909,533.50	206,795.86	9,116,329.36	354	
14,412,804.30	14,641,087.46	7,538,943.59	6,877,834.45	14,416,778.04	224,309.42	839,523.12	1,063,832.54	355	
60,443.00	71,555.00	60,320.65		60,320.65	11,234.35		11,234.35	356	
	5.00		5.00	5.00				357	
\$ 344,488,472.64	\$ 363,589,805.48	\$ 64,666,351.10	\$ 288,571,521.52	\$ 353,237,872.62	\$ 10,351,932.86	\$ 1,380,015.93	\$ 11,731,948.79	358	
\$ 5,472,500.93	\$ 5,784,840.32	\$ 4,003,515.52	\$ 867,452.39	\$ 4,870,967.91	\$ 913,872.41	\$ 308,994.99	\$ 1,222,867.40	359	
1,267,312.65	1,529,518.46	807,029.30	29,794.00	836,823.30	692,695.16		692,695.16	360	
1,731,185.68	1,843,884.76	1,628,267.45	145,300.80	1,773,568.25	70,316.51	131,614.07	201,930.58	361	
3,602,706.38	3,941,913.17	3,859,852.98		3,859,852.98	82,060.19	232,495.94	314,556.13	362	
27,809,512.71	30,249,746.68	17,315,282.59	5,923.77	17,321,206.36	12,928,540.32	1,872,622.91	14,801,163.23	363	
	4,811.36	76.00		76.00	4,735.36		4,735.36	364	
21,374.27	83,202.34	16,914.68		16,914.68	66,287.66		66,287.66	365	
610,000.00	623,234.92	595,418.28	18,500.97	613,919.25	9,315.67	32,823.43	42,139.10	366	
2,559,719.79	2,831,444.83	2,793,167.24	31,312.72	2,824,479.96	6,964.87	149,395.13	156,360.00	367	
10,877.25	205,283.43		200,000.00	200,000.00	5,283.43		5,283.43	368	
22,195.38	38,677.64	20,317.83	10,345.49	30,663.32	8,014.32	452.19	8,466.51	369	
	37.44				37.44		37.44	370	
7,440,797.42	8,442,447.93	8,128,349.58	300,000.00	8,428,349.58	14,098.35	405,374.16	419,472.51	371	
56,686,196.50	58,146,834.18	52,173,185.49	3,397,341.52	55,570,527.01	2,576,307.17	2,717,781.51	5,294,088.68	372	
214,467,343.94	215,548,890.56	214,248,992.31		214,248,992.31	1,299,898.25	7,654,611.24	8,954,849.49	373	
218,791,239.19	218,895,889.74	217,387,036.43	1,267,312.65	218,654,349.08	241,540.66	337,486.95	579,027.61	374	
	117,109.33				117,109.33		117,109.33	375	
751,022.00	800,699.18	504,262.06		504,262.06	296,437.12	17,846.39	314,283.51	376	
97,913.26	98,338.26	37,502.72	2,000.00	39,502.72	58,835.54	175.00	59,010.54	377	
	22,785.40		22,785.40	22,785.40				378	
20,611,687.76	21,410,701.79	13,489,428.25	6,080,817.29	19,570,245.54	1,840,456.25	843,577.52	2,684,033.77	379	
816,912.62	832,960.43	444,867.63	270,984.19	715,851.82	117,108.61		117,108.61	380	
2,322,090.47	2,322,090.47	2,225,643.74		2,225,643.74	96,446.73	186,033.22	282,479.95	381	
52,013,924.14	54,858,591.89	52,199,334.05	866,870.44	53,066,204.49	1,792,387.40	2,097,436.38	3,889,823.78	382	
\$ 617,106,513.14	\$ 628,633,934.51	\$ 591,878,444.13	\$ 13,516,741.63	\$ 605,395,185.76	\$ 23,238,748.75	\$ 16,988,721.03	\$ 40,227,809.78	383	
\$ 794,030,381.97	\$ 796,389,991.91	\$ 756,822,806.92	\$ 34,138,644.77	\$ 790,961,451.69	\$ 5,428,540.22	\$ 40,588,241.37	\$ 46,016,781.59	384	
785,509,504.64	799,371,634.36	108,359,109.73	685,645,205.17	794,004,314.90	5,367,319.46	13,664,767.26	19,032,086.72	385	
16,859,133.02	16,900,723.04	10,696,237.71	6,203,321.85	16,899,559.56	1,163.48	1,025,000.00	1,026,163.48	386	
	6,237.35	6,237.35		6,237.35				387	
477,678.41	548,234.95	548,234.95		548,234.95				388	
13,000,000.00	13,000,000.00	13,000,000.00		13,000,000.00				389	
	266.00				266.00		266.00	390	
48,610.34	48,610.34		48,610.34	48,610.34				391	
138,939.92	138,939.92	138,939.92		138,939.92				392	
	84				84		84	393	
28,414.42	28,414.42		28,414.42	28,414.42				394	
5,615,911.09	5,615,911.09	5,615,911.09		5,615,911.09				395	
4,291,590.91	4,297,074.93	4,297,074.93		4,297,074.93				396	
5,705,771.32	5,708,765.67	5,708,765.67		5,708,765.67		2,052.50	2,052.50	397	
2,510,486.88	2,510,486.88	2,510,486.88		2,510,486.88	6.00		6.00	398	
1,635,293.13	1,635,293.13	1,635,293.13		1,635,293.13				399	
978,881.67	1,794,222.19	1,794,222.19		1,794,222.19		140,415.05	140,415.05	400	
2,458,652.42	2,885,811.49	2,885,811.49		2,885,811.49				401	
2,611,330.01	2,611,330.01	2,611,330.01		2,611,330.01		2,611,330.01	2,611,330.01	402	
	50.00				50.00		50.00	403	
756,789.03	756,789.03		756,789.03	756,789.03				404	

ABSTRACT OF FUNDED ACCOUNTS

Line No.	Dept. and Div. No.	Code No.	NAME OF ACCOUNT	Balance July 1, 1980	RECEIPTS		
					Receipts	Transfers	Refunds, Restorations, and Other Receipts
TRUST FUNDS (Continued)							
550-557 TRANSPORTATION, DEPARTMENT OF (Continued)							
553 Division of Road Operations: (Continued)							
405	7100		Hillsborough County 1979 Project Construction Trust Fund	142,857.54	51,854,607.80	.86	2,000.00
406	7300		Levy County Project Construction Trust Fund	333.55			
407	7900		Manatee County Project Acquisition Trust Fund		4.00		
408	8000		Escambia County Project Construction Trust Fund No. 83		209,490.88		
409	8600		Monroe County Project Construction Trust Fund No. 81		24.00		
410	9000		Okeechobee County Project Construction Trust Fund No. 81		82,727.56		
411	9500		Palm Beach County Project Construction Trust Fund No. 83		5,994,723.41		
412	9900		1973 Turnpike Improvements Project Trust Fund		9,324.66		
554 Division of Road Operations:							
413	0200		Advanced Interstate Construction Trust Fund	143,569,741.11	13,921,054.00	2,338,928.00	
414	0300		Hillsborough County Expressway Authority 1971 Project Construction Trust Fund				
				.86			
415	0700		Polk County Project Construction Trust Fund	44.90			
416	2600		Seminole County Project Construction Trust Fund No. 81		17,459.69		
417	4200		Walton County Project Construction Trust Fund	95.50			
418	4600		Jackson County Rights of Way Acquisition Trust Fund	38,834.10			
419	4700		Dade County 1970 Expressway Project Construction Trust Fund	22.40	3,005.80		
420	5000		Jacksonville Transportation Authority 1977 Project Construction Trust Fund	813.11	89,762.70		
421	5100		Gilchrist County Project Construction Trust Fund No. 82	818.34			
422	5200		Hamilton County Project Construction Trust Fund No. 81		230,877.40		
423	5300		Walton County Project Construction Trust Fund No. 82		40,010.53		
555 Burns Data Center:							
424	0200		Working Capital Trust Fund	139,036.20	18,576.65	2,449,646.82	112.82
556 Centralized Mobile Equipment and Warehouse Operations:							
425	0100		Working Capital Trust Fund	423,677.63	1,550,978.04	31,745,597.59	678.31
557 Division of Public Transportation Operations:							
426	0100		Public Transportation Operation Trust Fund	14,783.25	2,223,630.01	12,025,819.00	
427			TOTAL DEPARTMENT OF TRANSPORTATION	\$ 161,922,476.86	\$ 800,185,542.15	\$ 961,074,000.05	\$ 206,867.51
560 ENVIRONMENTAL REGULATION, DEPARTMENT OF							
428	0100		Operating Trust Fund	\$ 643,294.06	\$ 6,453,393.20		\$ 215.03
429	0200		License and Permitting Trust Fund	45,485.00	30,320.00		
430	0300		Pollution Recovery Trust Fund	652,952.40	506,751.80		
431	0400		Project Construction Trust Fund		112,126,442.12	1,455,195.42	
432	0800		Grants and Donations Trust Fund	45,396.09	402,913.30		
433	0900		U.S. Cooperative Trust Fund	17,823.75	28,433.00		
434	1000		Coastal Zone Management Trust Fund	384,315.97			
435	1100		Water Resources Restoration and Preservation	515,724.74	75,841.55	220,454.91	11.00
436	1200		Industrial Siting Trust Fund		97,400.00	35,000.00	
437			TOTAL DEPARTMENT OF ENVIRONMENTAL REGULATION	\$ 2,304,992.01	\$ 119,721,494.97	\$ 1,710,650.33	\$ 226.03
570 CITRUS, DEPARTMENT OF							
438	0100		Citrus Advertising Trust Fund	\$ 1,155,088.56	\$ 42,168,036.34		\$ 3,647.39
439			TOTAL DEPARTMENT OF CITRUS	\$ 1,155,088.56	\$ 42,168,036.34		\$ 3,647.39
580 PROFESSIONAL REGULATION, DEPARTMENT OF							
580 Office of the Secretary and Division of General Services:							
440	0100		Professional Regulation Trust Fund	\$ 581,714.50	\$ 17,760,552.30		\$ 4,935.04
441			TOTAL DEPARTMENT OF PROFESSIONAL REGULATION	\$ 581,714.50	\$ 17,760,552.30		\$ 4,935.04
590-604 HEALTH AND REHABILITATIVE SERVICES, DEPARTMENT OF							
590 Division of Service Delivery Management and Support Services:							
442	1000		Administrative Trust Fund	\$ 98,326.96	\$ 5,799,961.09	\$ 216,076.01	\$ 259.40
443	8500		Federal Aid Trust Fund	1,058,162.73	20,727.47	7,609,697.00	4,469.32
591 Division of District Administration:							
444	1000		Administrative Trust Fund	5,380.98	3,417,430.46	399,375.08	
445	5500		Operation and Maintenance Trust Fund	10,424.00	810.84	296,212.00	
			Federal Aid Trust Fund				
446	8500		Federal Aid Trust Fund Title XX	91,501.62	17,365.70	2,316,000.00	

ABSTRACT OF FUNDED ACCOUNTS

Total Receipts	Total Available	DISBURSEMENTS			Balance June 30, 1981	Outstanding Warrants	Adjustments	Treasurer's Balance June 30, 1981	Line No.
		Regular Disbursements	Transfer Disbursements	Total Disbursements					
51,856,608.66	51,999,466.20	51,985,518.85		51,985,518.85	13,947.35	2,672,604.26	2,686,551.61	405	
	333.55				333.55		333.55	406	
4.00	4.00		4.00	4.00				407	
209,490.88	209,490.88		209,490.88	209,490.88				408	
24.00	24.00		24.00	24.00				409	
82,727.56	82,727.56		82,727.56	82,727.56				410	
5,994,723.41	5,994,723.41		5,994,723.41	5,994,723.41				411	
9,324.66	9,324.66		9,324.66	9,324.66				412	
16,259,982.00	159,829,723.11	13,120,455.75	28,115,126.00	41,235,581.75	118,594,141.36		118,594,141.36	413	
	.86		.86	.86				414	
	44.90				44.90		44.90	415	
17,459.69	17,459.69		17,459.69	17,459.69				416	
	95.50				95.50		95.50	417	
	38,834.10		38,834.10	38,834.10				418	
3,005.80	3,028.20		28.20	28.20	3,000.00		3,000.00	419	
89,762.70	90,575.81	90,575.81		90,575.81				420	
	818.34		427.02	427.02	391.32		391.32	421	
230,877.40	230,877.40		230,877.40	230,877.40				422	
40,010.53	40,010.53		40,010.53	40,010.53				423	
2,468,336.29	2,607,372.49	2,417,432.49	189,940.00	2,607,372.49		103,951.43	103,951.43	424	
33,297,253.94	33,720,931.57	32,550,389.17	1,170,542.40	33,720,931.57		1,750,038.32	1,750,038.32	425	
14,249,449.01	14,264,232.26	13,137,234.10	1,126,998.16	14,264,232.26		1,420,652.42	1,420,652.42	426	
\$ 1,761,466,409.71	\$ 1,923,388,886.57	\$ 1,029,932,062.14	\$ 764,047,524.45	\$ 1,793,979,586.59	\$ 129,409,299.98	\$ 63,979,052.62	\$ 193,388,352.60	427	
\$ 6,453,608.23	\$ 7,096,902.29	\$ 5,529,131.58	\$ 54,496.58	\$ 5,583,628.16	\$ 1,513,274.13	\$ 224,386.78	\$ 1,737,660.91	428	
30,320.00	75,805.00	12,750.00		12,750.00	63,055.00		63,055.00	429	
506,751.80	1,159,704.20	327,120.96	243,775.30	570,896.26	588,807.94	7,500.00	596,307.94	430	
113,581,637.54	113,581,637.54	113,581,637.54		113,581,637.54		1,869,900.00	1,869,900.00	431	
402,913.30	448,309.39	354,020.98	356.63	354,377.61	93,931.78	4,199.35	98,131.13	432	
28,433.00	46,256.75	25,160.00		25,160.00	21,096.75		21,096.75	433	
	384,315.97	294,916.12	567.69	295,483.81	88,832.16	5,037.06	93,869.22	434	
296,307.46	812,032.20	202,215.98		202,215.98	609,816.22	8,700.04	618,516.26	435	
132,400.00	132,400.00	13,119.61	1,885.30	15,004.91	117,395.09	506.43	117,901.52	436	
\$ 121,432,371.33	\$ 123,737,363.34	\$ 120,340,072.77	\$ 301,081.50	\$ 120,641,154.27	\$ 3,096,209.07	\$ 2,120,229.66	\$ 5,216,438.73	437	
\$ 42,171,683.73	\$ 43,326,772.29	\$ 42,119,618.80	\$	\$ 42,119,618.80	\$ 1,207,153.49	\$ 1,050,527.77	\$ 2,257,681.26	438	
\$ 42,171,683.73	\$ 43,326,772.29	\$ 42,119,618.80	\$	\$ 42,119,618.80	\$ 1,207,153.49	\$ 1,050,527.77	\$ 2,257,681.26	439	
\$ 17,765,487.34	\$ 18,347,201.84	\$ 17,808,473.49	\$ 36,322.00	\$ 17,844,795.49	\$ 502,406.35	\$ 627,942.93	\$ 1,130,349.28	440	
\$ 17,765,487.34	\$ 18,347,201.84	\$ 17,808,473.49	\$ 36,322.00	\$ 17,844,795.49	\$ 502,406.35	\$ 627,942.93	\$ 1,130,349.28	441	
\$ 6,016,296.50	\$ 6,114,623.46	\$ 5,870,978.77	\$ 106.26	\$ 5,871,085.03	\$ 243,538.43	\$ 69,749.55	\$ 313,287.98	442	
7,634,893.79	8,693,056.52	7,068,924.22	303,914.58	7,372,838.80	1,320,217.72	284,000.88	1,604,218.60	443	
3,816,805.54	3,822,186.52	3,565,574.76	1,606.07	3,567,180.83	255,005.69	194,785.29	449,790.98	444	
297,022.84	307,446.84	289,134.37		289,134.37	18,312.47	3,958.51	22,270.98	445	
2,333,365.70	2,424,867.32	334,535.89		334,535.89	2,090,331.43	16,954.70	2,107,286.13	446	

ABSTRACT OF FUNDED ACCOUNTS

Line No.	Dept. and Div. No.	Code No.	NAME OF ACCOUNT	Balance July 1, 1980	RECEIPTS		
					Receipts	Transfers	Refunds, Restorations, and Other Receipts
TRUST FUNDS (Continued)							
590-604 HEALTH AND REHABILITATIVE SERVICES, DEPARTMENT OF (Continued)							
592 Division of Childrens Medical Services:							
447	1000		Donations Trust Fund	149,976.18	1,244,662.62		158.45
448	2500		United States Trust Fund	1,274.70	5,026,095.74		22.59
449	8500		Federal Aid Trust Fund Title XX	70,760.08	109.28	2,870,301.00	371.31
593 Division of Aging and Adult Services:							
450	1000		Federal Grants Trust Fund	718,164.33	47,289,175.24		
451	2500		Federal Aid Trust Fund	18.96	241,076.00		
452	4000		Licensure Fees Trust Fund	56,391.86	66,046.38		
453	5500		Operations and Maintenance Trust Fund	280,008.67	345,481.30		
454	7000		Marriage License Fees Trust Fund	469,881.96	614,371.05		
455	8500		Federal Aid Trust Fund Title XX	1,504,755.64	4,057.89	11,330,089.00	393.54
594 Division of Youth Services:							
456	0300		Grants and Donations Trust Fund	56.96			
457	2500		Grants and Donations Trust Fund	371,779.45	1,894,657.18	2,854,271.15	798.13
458	4000		Grants and Donations Trust Fund—Institution	487,592.77	1,150,856.39	56.96	290.49
459	7000		Federal Aid Trust Fund	39,313.52		2,694,655.00	
460	8500		Federal Aid Trust Fund Title XX	289,576.73	90.13	7,322,250.22	550.61
595 Division of Mental Health Services:							
461	0400		Grants and Donations Trust Fund	1,125.64			
462	1000		Federal Aid Trust Fund Title XX	87,366.94	63.10	64,190.00	305.00
463	2000		Grants and Donations Trust Fund	133,230.52	801,643.64	2,376.85	845.07
464	3000		Operations and Maintenance Trust Fund	663,283.28	14,275,253.52	364,473.31	548.69
465	4000		Drug Abuse Trust Fund	702,205.04	8,180,039.20		
466	5500		Operations and Maintenance Trust Fund	501.52			
467	7000		Grants and Donations Trust Fund	1,168,783.71	2,064,934.18	474,900.00	
468	8500		Federal Aid Trust Fund Title XX	188,833.30	11,784.00	20,812,000.00	
596 Division of Retardation Services:							
469	1000		Grants and Donations Trust Fund	427,937.47	1,882,234.52	5,563.11	1,020.82
470	2000		Operations and Maintenance Trust Fund—Institute	376,339.61	12,278,727.73	2,154,561.66	12.00
471	3000		Federal Aid Trust Fund Title XX—Institutions	363,341.17	91.58	7,516,664.00	
472	4000		Grants and Donations Trust Fund	408,960.99	2,633,186.70		468.78
473	5500		Operations and Maintenance Trust Fund	355,392.31	9,320,201.43	1,000,000.00	
474	7000		Group Living Home Revolving Trust Fund	228,867.75	334,833.83		
475	8500		Federal Aid Trust Fund Title XX	1,025,042.33	71.75	10,488,928.00	4,572.30
597 Division of Vocational Rehabilitation Services:							
476	1000		Federal Rehabilitation Trust Fund	838,814.08	29,930,190.43		28,254.25
477	2500		Workshop and Facilities Trust Fund	171,339.47	1,078,712.42		1,312.15
598 Division of Social and Economic Services:							
478	0300		Medical Care Trust Fund	1,049,582.44			
479	0700		Social and Economic Services— Local Agency Trust Fund	629,941.51			
480	1000		Administrative Trust Fund	1,371,667.32	38,060,142.92	27,816.00	7,026.83
481	2500		Direct Assistance and Service Trust Fund	666,985.26	159,576,077.03	4,527,641.50	213,555.86
482	4000		Services Trust Fund	3,731,334.57	9,454,508.18		1,706.62
483	7000		Special Grants Trust Fund	1,398,510.61	36,213,094.53		4,066.52
484	8500		Federal Aid Trust Fund Title XX	3,809,852.73	136,543.54	35,262,517.00	1,161.78
599 Division of Health Services:							
485	1000		Grants and Donations Trust Fund	175,975.96	42,859,705.42	3,743.40	6,822.67
486	2500		Federal Grants and Aids Trust Fund	1,995.35	2,855,083.00	1,042,605.70	
487	5500		Hospital Maintenance Trust Fund	9,453.26	1,832,474.92	38,162.00	
488	7000		County Health Units Trust Fund	5,629,507.71	71,167,690.32	12,004,566.45	8,140.38
489	8500		Federal Aid Trust Fund Title XX	100,062.52	2,745.60	6,987,951.00	
600 Office of the Secretary:							
490	0100		Administrative Trust Fund	20,509.10	304,371.21	8,731.94	
601 Office of the Assistant Secretary for Administrative Services:							
491	0100		Administrative Trust Fund	1,716,773.95	5,784,094.64	630,656.13	147.60
492	0200		Working Capital Trust Fund	425,037.97	7,773,683.20		1,732.01
493	0300		Social Security Act Reimbursement Trust Fund	26,749,657.17	109,525,715.55	3,204,790.41	
494	0400		Investment Trust Fund		2,116,444.65	3,000,000.00	
495	0600		Grants and Donations Trust Fund	102,920.74	571,967.75	50,000.00	
496	0900		Federal Aid Trust Fund Title XX—Non Capped	536,366.76		579,656.00	
602 Office of Assistant Secretary for Programs:							
497	0100		Administrative Trust Fund	169,554.65	4,780,086.29	30,711.22	6.84
498	0200		Federal Grants Trust Fund	105,973.54	1,378,820.50		343.70
499	0300		Grants and Donations Trust Fund	67,401.02	3,907,340.07	556,837.09	
500	0400		Federal Aids Trust Fund	23,835.12			
501	0500		Federal Rehabilitation Trust Fund	193,955.54	1,256,418.31		42.00
502	0600		Planning and Evaluation Trust Fund	107,517.41	1,131,040.90		239.73
503	0700		United States Grants Trust Fund10	136,968.14		
504	0800		Emergency Medical Services Trust Fund	16.97			
505	0900		Federal Aid Trust Fund Title XX Non-Capped	161,473.68	6,777.34	1,469,029.00	252.50

ABSTRACT OF FUNDED ACCOUNTS

Total Receipts	Total Available	DISBURSEMENTS			Balance June 30, 1981	Outstanding Warrants	Adjustments	Treasurer's Balance June 30, 1981	Line No.
		Regular Disbursements	Transfer Disbursements	Total Disbursements					
1,244,821.07	1,394,797.25	1,175,065.50		1,175,065.50	219,731.75	28,582.38	248,314.13	447	
5,026,118.33	5,027,393.03	4,447,255.80		4,447,255.80	580,137.23	88,572.51	668,709.75	448	
2,870,781.59	2,941,541.67	2,836,366.40	8,955.31	2,845,321.71	96,219.96	81,066.53	177,286.49	449	
47,289,175.24	48,007,339.57	45,156,742.57		45,156,742.57	2,850,597.00	2,566,792.67	5,417,389.67	450	
241,076.00	241,094.96	136,215.25	18.96	136,234.21	104,860.75	20,786.00	125,646.75	451	
66,046.38	122,438.24	36,993.26		36,993.26	85,444.98		85,444.98	452	
345,481.30	625,489.97	346,165.20		346,165.20	279,324.77		279,324.77	453	
614,371.05	1,084,253.01	445,363.38		445,363.38	638,889.63	22,308.12	661,197.75	454	
11,334,540.43	12,839,296.07	11,109,764.52	508,906.92	11,618,671.44	1,220,624.63	527,188.74	1,747,813.37	455	
	56.96		56.96	56.96				456	
4,749,726.46	5,121,505.91	3,533,715.98	748,680.00	4,282,395.98	839,109.93	104,301.63	943,411.56	457	
1,151,203.84	1,638,796.61	1,028,113.91		1,028,113.91	610,682.70	49,618.65	660,301.35	458	
2,694,655.00	2,733,968.52	2,676,953.95		2,676,953.95	57,014.57		57,014.57	459	
7,322,890.96	7,612,467.69	7,149,341.71	8,783.68	7,158,125.39	454,342.30	64,784.39	519,126.69	460	
	1,125.64		1,125.64	1,125.64				461	
64,558.10	151,925.04	68,484.99	71,652.52	140,137.51	11,787.53	226.87	12,014.40	462	
804,865.56	938,096.08	680,214.71		680,214.71	257,881.37	23,341.05	281,222.42	463	
14,640,275.52	15,303,558.80	12,451,456.26	490,773.66	12,942,229.92	2,361,328.88	145,639.32	2,507,211.20	464	
8,180,039.20	8,882,244.24	8,670,539.85		8,670,539.85	211,704.39	753,025.05	964,729.44	465	
	501.52			501.52			501.52	466	
2,539,834.18	3,708,617.89	2,991,735.33		2,991,735.33	716,882.56	15,057.46	731,940.02	467	
20,823,784.00	21,012,617.30	20,770,877.56	95,530.40	20,866,407.96	146,209.34	1,290.88	147,500.22	468	
1,888,818.45	2,316,755.92	1,561,867.61	8,000.00	1,569,867.61	746,888.31	67,055.46	813,943.77	469	
14,433,301.39	14,809,641.00	13,456,442.18		13,456,442.18	1,353,198.82	133,941.39	1,487,140.21	470	
7,516,755.58	7,880,096.75	7,650,024.95	698.94	7,650,723.89	229,372.86		229,372.86	471	
2,633,655.48	3,042,616.47	4,425,367.99		4,425,367.99	1,772,110.68	54,892.43	1,325,398.22	472	
10,320,201.43	10,675,593.74	8,474,343.21		8,474,343.21	2,201,250.53	119,276.23	2,320,526.76	473	
334,833.83	563,701.58	395,427.50		395,427.50	168,274.08		168,274.08	474	
10,493,572.05	11,518,614.38	10,047,527.55	292,553.17	10,340,080.72	1,178,533.66	159,960.43	1,338,494.09	475	
29,958,444.68	30,797,258.76	29,860,845.65		29,860,845.65	936,413.11	1,691,721.74	2,628,134.85	476	
1,080,024.57	1,251,364.04	1,199,802.09		1,199,802.09	51,561.95	35,618.54	87,180.49	477	
	1,049,582.44		1,049,582.44	1,049,582.44				478	
	629,941.51		629,941.51	629,941.51				479	
38,094,985.75	39,466,653.07	36,514,049.00	167,631.02	36,681,680.02	2,784,973.05	989,259.87	3,774,232.92	480	
164,317,272.39	164,984,259.65	158,006,358.18	157,609.72	158,163,967.90	6,820,291.75	1,361,782.14	8,180,809.99	481	
9,456,214.80	13,187,549.37	4,425,367.99	4,587,813.00	9,013,180.99	4,174,368.38	161,597.27	4,335,965.65	482	
36,217,161.05	37,615,671.66	32,390,539.98		32,390,539.98	5,225,131.68	1,118,172.80	6,342,441.48	483	
35,400,222.32	39,210,075.05	33,715,393.16	1,213,301.19	34,928,694.35	4,281,380.70	1,584,991.98	5,866,372.68	484	
42,870,271.49	43,046,247.45	36,346,165.60	3,402,915.37	39,749,080.97	3,297,166.48	949,171.97	4,246,316.13	485	
3,897,688.70	3,899,684.05	1,890,145.05	1,965,652.81	3,855,797.86	43,886.19	117,860.82	161,747.01	486	
1,870,636.92	1,880,090.18	1,598,785.46		1,598,785.46	281,304.72	17,004.40	298,309.12	487	
83,180,397.15	88,809,904.86	81,711,390.80	3,100,313.51	84,811,704.31	3,998,200.55	1,948,575.48	5,946,776.03	488	
6,990,696.60	7,090,759.12	548,551.45	6,400,346.35	6,948,897.80	141,861.32	43,328.59	185,189.91	489	
313,103.15	333,612.25	265,240.96	114.14	265,355.10	68,257.15	2,622.80	70,879.95	490	
6,414,898.37	8,131,672.32	4,984,176.57	892,485.47	5,876,662.04	2,255,010.28	412,428.60	2,667,438.88	491	
7,775,415.21	8,200,453.18	8,141,147.09		8,141,147.09	59,306.09	92,655.23	151,961.32	492	
112,730,505.96	139,480,163.13		138,297,190.00	138,297,190.00	1,182,973.13		1,182,973.13	493	
5,116,444.65	5,116,444.65	5,057,941.65		5,057,941.65	58,503.00	640.51	59,143.51	494	
621,967.75	724,888.49	663,599.77		663,599.77	61,288.72	37,167.17	98,455.89	495	
579,656.00	1,116,022.76	450,489.87	345,819.12	796,308.99	319,713.77	1,508.68	321,222.45	496	
4,810,804.35	4,980,359.00	4,378,058.86	221.78	4,378,280.64	602,078.36	35,310.61	637,388.97	497	
1,379,164.20	1,485,137.74	1,305,792.46		1,305,792.46	179,345.28	34,410.38	213,755.66	498	
4,464,177.16	4,531,578.18	4,260,469.67		4,260,469.67	271,108.51	209,166.15	480,274.66	499	
	23,835.12		23,835.12	23,835.12				500	
1,256,460.31	1,450,415.85	1,324,735.95		1,324,735.95	125,679.90	14,874.49	140,554.39	501	
1,131,280.63	1,238,798.04	1,175,660.90		1,175,660.90	63,137.14	15,629.47	78,766.61	502	
136,968.14	136,968.24	136,968.14		136,968.14		.10	.10	503	
	16.97		16.97	16.97				504	
1,476,058.84	1,637,532.52	808,814.21	68,904.03	877,718.24	759,814.28	5,544.36	765,358.64	505	

ABSTRACT OF FUNDED ACCOUNTS

Line No.	Dept. and Div. No.	Code No.	NAME OF ACCOUNT	Balance July 1, 1980	RECEIPTS		
					Receipts	Transfers	Refunds, Restorations, and Other Receipts
TRUST FUNDS (Continued)							
590-604	HEALTH AND REHABILITATIVE SERVICES, DEPARTMENT OF (Continued)						
603	Office of the Assistant Secretary for Operations:						
506	0100		Administrative Trust Fund	351,625.45	11,058,371.16	913,746.79	810.55
507	0300		Hearing Aids and Devices Trust Fund	13,930.77	44,750.00		
508	0400		United States Trust Fund	9.37	14,483,632.78		2,046.80
509	0500		Patient Projection Trust Fund	113,591.39	355,625.63		
510	0600		Radiation Projection Trust Fund	176,793.39	631,098.01		
511	0800		Pest Control Trust Fund		176,081.40	59,505.58	
512	1000		Pest Control Trust Fund	59,505.58			39.00
513	1500		Drugs, Devices and Cosmetics Trust Fund	16,389.01	31,290.00		
604	Crimes Compensation Commission:						
514	100		Crimes Compensation Commission Trust Fund	75,071.24			983.53
605	Division of Medicaid Services:						
515	0500		Administrative Trust Fund		10,240,577.67	773,299.00	
516	2500		Special Grants Trust Fund		18,435,969.51		
517	4500		Local Agency Trust Fund		2,911,109.43	629,941.51	
518	6000		Medical Care Trust Fund		295,937,944.77	15,655,689.44	
519	TOTAL DEPARTMENT OF HEALTH AND REHABILITATION SERVICES			\$ 62,607,492.39	\$ 1,005,063,187.16	\$ 168,250,237.51	\$ 293,777.82
610	PUBLIC SERVICE COMMISSION						
520	0100		Auto Transportation Road Tax Clearing Trust Fund	\$ 150,289.00			\$ 10.00
521	0300		Regulatory Trust Fund	435,581.55	19,164,119.59		1,213.50
522	0500		Florida Energy Trust Fund			482,742.00	
523	TOTAL PUBLIC SERVICE COMMISSION			\$ 585,870.55	\$ 19,164,119.59	\$ 482,742.00	\$ 1,223.50
620	MILITARY AFFAIRS, DEPARTMENT OF						
524	0100		Camp Blanding Management Trust Fund	\$ 134,818.98	\$ 1,047,457.86		\$
525	0200		Armory Board Trust Fund	33,011.52	20,254.96		
526	TOTAL DEPARTMENT OF MILITARY AFFAIRS			\$ 167,830.50	\$ 1,067,712.82	\$	\$
700-714	CORRECTIONS, DEPARTMENT OF						
700	Office of the Secretary and Office of Management and Budget:						
527	0000		Grants and Donations Trust Fund	\$ 367,654.34	\$ 2,720,254.64	\$ 2,187,347.00	\$ 371.31
701	Office of the Assistant Secretary for Programs:						
528	000		Community Facilities and Road Prisons—Operating Trust Fund	508,145.61	6,217,216.65	40.74	730.56
702	Office of the Assistant Secretary for Operations and Regional Administration:						
529	000		Correctional Work Program Trust Fund	32,147.83	16,140,439.16		888.35
703	Major Institutions:						
530	0700		Work Release Trust Fund28			
531	1000		Federal Aid Trust Fund	18,614.23	600,576.00		
705	Probation and Parol Services:						
532	0100		Sale of Goods and Services Clearing Trust Fund	19,560.42			
533	TOTAL DEPARTMENT OF CORRECTIONS			\$ 946,122.71	\$ 25,678,486.45	\$ 2,187,387.74	\$ 1,990.22
710	Office of the Executive Director and Division of Staff Services:						
534	0100		Grants and Donations Trust Fund	\$ 105,476.21	\$ 41,338.81	\$ 50,369.00	\$
535	0200		Revolving Trust Fund	300,000.00	700,000.00		
536	0300		Operating Trust Fund		19,500.00		
712	Division of Criminal Investigations:						
537	0100		Grants and Donations Trust Fund	90,508.17	248.33		
713	Division of Standards and Training:						
538	0100		Grants and Donations Trust Fund	82,711.59	287,134.00	135,003.48	
539	0200		Law Enforcement Training Trust Fund	1,743,406.77	859,310.12		222.50
714	Division of Criminal Justice Information Systems:						
540	0100		Operating Trust Fund	56,074.15	232,424.00	39,596.00	
541	0300		Law Enforcement Data Center—Working Capital Trust Fund	627,017.83	3,874,130.03		
542	TOTAL DEPARTMENT OF CRIMINAL LAW ENFORCEMENT			\$ 3,005,194.72	\$ 6,014,085.29	\$ 224,968.48	\$ 222.50
720-729	GENERAL SERVICES, DEPARTMENT OF						
720	Office of the Executive Director and Division of Administration:						
543	0200		Ringling Museum of Art—Investment Trust Fund		\$ 194,700.00	\$	\$
722	Division of Purchasing:						
544	0100		Grants and Donations Trust Fund	4,855.73	26,254.42		

ABSTRACT OF FUNDED ACCOUNTS

Total Receipts	Total Available	DISBURSEMENTS			Balance June 30, 1981	Outstanding Warrants	Adjustments	Treasurer's Balance June 30, 1981	Line No.
		Regular Disbursements	Transfer Disbursements	Total Disbursements					
11,972,928.50	12,324,553.95	11,123,197.96	635,665.08	11,758,863.04	565,690.91	365,395.65	931,086.56	506	
44,750.00	58,680.77	56,829.59		56,829.59	1,851.18	358.75	2,209.93	507	
14,485,679.58	14,485,688.95	14,156,921.34		14,156,921.34	328,767.61	518,094.04	846,861.65	508	
355,625.63	469,217.02	107,290.39		107,290.39	361,926.63		361,926.63	509	
631,098.01	807,891.40	258,369.56	19,617.15	277,986.71	529,904.69	7,462.39	537,367.08	510	
235,586.98	235,586.98	168,409.55		168,409.55	67,177.43	2,030.83	69,208.26	511	
39.00	59,544.58	28.00	59,505.58	59,533.58	11.00		11.00	512	
31,290.00	47,679.01	14,957.74		14,957.74	32,721.27	96.00	32,817.27	513	
983.53	76,054.77		76,054.77	76,054.77		293.50	293.50	514	
11,013,876.67	11,013,876.67	10,886,557.11		10,886,557.11	127,319.56	38,565.44	165,885.00	515	
18,435,969.51	18,435,969.51	14,728,805.13		14,728,805.13	3,707,164.38	167,760.90	3,874,925.28	516	
3,541,050.94	3,541,050.94	1,298,150.47	14,482.24	1,312,632.71	2,228,418.23		2,228,418.23	517	
311,593,634.21	311,593,634.21	303,505,201.45	1,840,484.31	305,345,685.76	6,247,948.45	13,748,445.41	19,996,393.86	518	
<u>\$ 1,173,607,202.49</u>	<u>\$ 1,236,214,694.88</u>	<u>\$ 993,663,466.62</u>	<u>\$ 167,490,865.75</u>	<u>\$ 1,161,154,332.37</u>	<u>\$ 75,060,362.51</u>	<u>\$ 31,326,704.08</u>	<u>\$ (1,906.32)</u>	<u>\$ 106,385,160.27</u>	519
\$ 10.00	\$ 150,299.00	\$ 100.00		\$ 100.00	\$ 150,199.00	\$ 100.00	\$ 150,299.00	520	
19,165,333.09	19,600,914.64	16,523,026.33	2,729,832.00	19,252,858.33	348,056.31	582,937.31	930,993.62	521	
482,742.00	482,742.00	342,170.45	122,742.00	464,912.45	17,829.55	144,402.32	162,231.87	522	
<u>\$ 19,648,085.09</u>	<u>\$ 20,233,955.64</u>	<u>\$ 16,865,296.78</u>	<u>\$ 2,852,574.00</u>	<u>\$ 19,717,870.78</u>	<u>\$ 516,084.86</u>	<u>\$ 727,439.63</u>	<u>\$ 1,243,524.49</u>	523	
\$ 1,047,457.86	\$ 1,182,276.84	\$ 922,613.15		\$ 922,613.15	\$ 259,663.69	\$ 47,417.27	\$ 307,080.96	524	
20,254.96	53,266.48	14,914.54		14,914.54	38,351.94	8,543.70	46,895.64	525	
<u>\$ 1,067,712.82</u>	<u>\$ 1,235,543.32</u>	<u>\$ 937,527.69</u>	<u>\$</u>	<u>\$ 937,527.69</u>	<u>\$ 298,015.63</u>	<u>\$ 55,960.97</u>	<u>\$ 353,976.60</u>	526	
\$ 4,907,972.95	\$ 5,275,627.29	\$ 4,525,910.36	\$ 40.74	\$ 4,525,951.10	\$ 749,676.19	\$ 207,319.28	\$ 956,995.47	527	
6,217,987.95	6,726,133.56	6,033,603.72		6,033,603.72	692,529.84	113,816.61	806,346.45	528	
16,141,327.51	16,173,475.34	16,034,284.92		16,034,284.92	139,190.42	759,726.02	898,916.44	529	
	28			28			28	530	
600,576.00	619,190.23	609,129.21		609,129.21	10,061.02	249.40	10,310.42	531	
	19,560.42	19,560.42		19,560.42				532	
<u>\$ 27,867,864.41</u>	<u>\$ 28,813,987.12</u>	<u>\$ 27,222,488.63</u>	<u>\$ 40.74</u>	<u>\$ 27,222,529.37</u>	<u>\$ 1,591,457.75</u>	<u>\$ 1,081,111.31</u>	<u>\$ 2,672,569.06</u>	533	
\$ 91,707.81	\$ 197,184.02	\$ 171,901.51	\$ 2,810.08	\$ 174,711.59	\$ 22,472.43	\$ 15,698.60	\$ 38,171.03	534	
700,000.00	1,000,000.00	114,000.00		114,000.00	886,000.00	114,000.00	1,000,000.00	535	
19,500.00	19,500.00	10,074.61		10,074.61	9,425.39		9,425.39	536	
248.33	90,756.50	89,165.53	1,590.97	90,756.50				537	
422,137.48	504,849.07	395,761.48	44,000.00	439,761.48	65,087.59	31,901.48	96,989.07	538	
859,532.62	2,602,939.39	862,200.60		862,200.60	1,740,738.79	10,011.05	1,750,749.84	539	
272,020.00	328,094.15	210,916.44	175.00	211,091.44	117,002.71	4,952.99	121,955.70	540	
3,874,130.03	4,501,147.86	3,600,345.44	500,996.73	4,101,342.17	399,805.69	90,609.51	490,415.20	541	
<u>\$ 6,239,276.27</u>	<u>\$ 9,244,470.99</u>	<u>\$ 5,454,365.61</u>	<u>\$ 549,572.78</u>	<u>\$ 6,003,938.39</u>	<u>\$ 3,240,532.60</u>	<u>\$ 267,173.63</u>	<u>\$ 3,507,706.23</u>	542	
\$ 194,700.00	\$ 194,700.00	\$ 74,700.00	\$ 120,000.00	\$ 194,700.00				543	
26,254.42	31,110.15	31,110.15		31,110.15		525.00	525.00	544	

ABSTRACT OF FUNDED ACCOUNTS

Line No.	Dept. and Div. No.	Code No.	NAME OF ACCOUNT	Balance July 1, 1980	RECEIPTS		
					Receipts	Transfers	Refunds, Restorations, and Other Receipts
TRUST FUNDS (Continued)							
720-729 GENERAL SERVICES, DEPARTMENT OF (Continued)							
723 Division of Electronic Data Processing:							
545	0400		Mayo Data Center—Working Capital Trust Fund	5.00			
546	0500		Administrative Management Information Center and Systems Development—Working Capital Trust Fund				9.58
547	1000		Administrative Control—Working Capital Trust Fund	1,082,501.06	8,805,247.13	9.58	
724 Division of Building Construction and Property Management—Operating:							
548	1000		Supervision Trust Fund	1,588,447.75	7,316,162.98	5,775,143.31	295.45
549	1300		Architects Incidental Trust Fund	109,887.56	2,489,395.12	50,000.00	247.14
550	1500		Capital Center Parking Trust Fund	25,575.31			4.00
551	1600		Public Facilities Conversion Revolving Trust Fund		378,583.00		
725 Division of Building Construction and Maintenance—Fixed Capital Outlay:							
552	0900		Legislative Building Construction Trust Fund	281.60			
553	1000		Supplemental Contracts—Construction Trust Fund		13,578.88		
554	1100		Tallahassee—Leon County Civic Center Construction Trust Fund	860.50	3,006,175.67		
726 Division of Motor Pool:							
555	0100		Bureau of Aircraft Trust Fund	53,626.01	491,081.35		
556	0200		Motor Vehicle Operating Trust Fund	89,070.32	1,477,858.64		
727 Division of Surplus Property:							
557	0100		Surplus Property Revolving Trust Fund	34,215.27	764,226.37		107.48
558	0200		State Surplus Property Working Capital Trust Fund	19,981.90	270,744.29		
728 Division of Bond Finance:							
559	0100		Revenue Bond Fee Revolving Trust Fund	31,327.99	531,903.90		
560	020		Revenue Bond Proceeds Trust Fund		3,692,665.86		
729 Division of Communication:							
561	0200		Communications Survey Trust Fund	5,956.11	30,226.38		
562	0300		Communications Working Capital Trust Fund	119,540.61	23,409,790.34		
563			TOTAL DEPARTMENT OF GENERAL SERVICES	\$ 3,166,132.72	\$ 52,898,594.33	\$ 5,825,152.89	\$ 663.65
730-736 REVENUE, DEPARTMENT OF							
730 Office of the Executive Director and Division of Administration:							
564	0100		Administrative Trust Fund	\$ 416,638.53	\$ 25,027.68	\$ 2,349,365.00	\$ 1,610.00
565	0200		Revenue Sharing Trust Fund For Counties	14,212,092.70		119,678,530.31	
566	0300		Revenue Sharing Trust Fund for Municipalities	15,245,878.66		210,203,469.97	
567	0500		Municipal Financial Assistance Trust Fund	3,003,390.93	4,898.12	24,297,778.12	551.95
732 Division of Ad Valorem Tax:							
568	0100		Administrative Trust Fund	62.59			
569	0200		Intangible Tax Trust Fund	452,446.26	1,391.78	3,270,942.00	72.76
570	0300		Local Government Exemption Trust Fund			98,432,702.88	303.14
571	0400		Property Assessment Loan, Trust Fund	2,724,974.71	279,238.30		
572	0500		School District Homestead Trust Fund			38,101,118.00	
735 Division of Audits:							
573	0100		Administrative Trust Fund	105,982.82	93.69	1,805,238.00	94.10
736 Division of Collection and Enforcement:							
574	0100		Administrative Trust Fund	430,857.89	4,038.41	3,413,662.00	6.46
575	0200		Local Option Tourist Development Trust Fund	1,445,314.62	19,811,058.49		
576	0300		Intangible Tax Trust Fund	12,496,455.95	157,794,000.94		85.44
577	0400		Land Acquisition Clearing Trust Fund	131,974.52	57,584.41		168.85
578	0500		Severance Tax Solid Minerals Trust Fund	11,853,278.25	73,973,492.26		
579	0600		Land Reclamation Trust Fund	602,757.89		647,605.55	
580	0700		Non-Mandatory Land Reclamation Trust Fund	16,984,718.82		15,920,998.68	
581	0800		Oil and Gas Tax Trust Fund	5,960,489.03	95,240,319.99		
582	0900		2% Premium Tax Clearing Trust Fund	1,842,104.70	97,061,657.77		23,439.25
583	1100		Gas Tax Clearing Trust Fund	50,000.00	374,825,543.62	186,433.31	
584	1200		Special Fuel Tax Clearing Trust Fund	17,625.18	42,442,026.65		
585	1300		Agriculture and Commercial Fisherman Gasoline Tax Refunds Trust Fund	187,807.31		146,838.00	187.32
586	1400		Retail Dealers 2% Gas Tax Refunds Trust Fund	489,901.62		2,485,681.68	2,874.46
587	1500		City Transit System Gas and Special Fuel Tax Refunds Trust Fund	33.07		126,910.00	
588	1600		Municipalities Gasoline and Special Fuel Tax Trust Fund	59,174.23	68,779.48	2,496,320.60	6,412.65
589	1700		Additional Gasoline Tax Pourover Trust Fund	4,375,274.59		50,192,485.87	
590	1800		Security Deposit Trust Fund	821,724.85	256,561.50		550.00
591	1900		Special Fuel Security Deposit Trust Fund	177,351.44	34,214.20		340.00
592	2100		Documentary Stamp Tax Clearing Trust Fund	14,187,413.12	209,672,254.65		
593	2200		Local Transportation Gas Tax Trust Fund		3,704,148.97		
594			TOTAL DEPARTMENT OF REVENUE	\$ 108,275,724.28	\$ 1,075,256,330.91	\$ 573,756,079.97	\$ 36,696.38

ABSTRACT OF FUNDED ACCOUNTS

Total Receipts	Total Available	DISBURSEMENTS			Balance June 30, 1981	Outstanding Warrants	Adjustments	Treasurer's Balance June 30, 1981	Line No.
		Regular Disbursements	Transfer Disbursements	Total Disbursements					
	5.00				5.00			5.00	545
9.58	9.58		9.58	9.58					546
8,805,256.71	9,887,757.77	9,112,055.02		9,112,055.02	775,702.75	341,267.12		1,116,969.87	547
13,091,601.74	14,680,049.49	13,072,027.12		13,072,027.12	1,608,022.37	194,133.48		1,802,155.85	548
2,539,642.26	2,649,529.82	2,607,800.73		2,607,800.73	41,729.09	20,359.23		62,088.32	549
4.00	25,579.31		25,579.31	25,579.31					550
378,583.00	378,583.00		378,583.00	378,583.00					551
	281.60				281.60			281.60	552
13,578.88	13,578.88				13,578.88			13,578.88	553
3,006,175.67	3,007,036.17	3,006,814.61		3,006,814.61	221.56			221.56	554
491,081.35	544,707.36	521,453.63		521,453.63	23,253.73	55,502.73		78,756.46	555
1,477,858.64	1,566,928.96	1,415,110.44		1,415,110.44	151,818.52	37,545.29		189,363.81	556
764,333.85	798,549.12	766,239.42		766,239.42	32,309.70	14,246.75		46,556.45	557
270,744.29	290,726.19	273,363.27		273,363.27	17,362.92	1,636.93		18,999.85	558
531,903.90	563,231.89	541,919.99		541,919.99	21,311.90	6,108.04		27,419.94	559
3,692,665.86	3,692,665.86	2,177,140.43	1,515,525.43	3,692,665.86					560
30,226.38	36,182.49	22,409.12		22,409.12	13,773.37	287.42		14,060.79	561
23,409,790.34	23,529,330.95	23,070,345.30		23,070,345.30	458,985.65	3,046,656.08		3,505,641.73	562
\$ 58,724,410.87	\$ 61,890,543.59	\$ 56,692,489.23	\$ 2,039,697.32	\$ 58,732,186.55	\$ 3,158,357.04	\$ 3,718,268.07	\$	\$ 6,876,625.11	563
\$ 2,376,002.68	\$ 2,792,641.21	\$ 2,404,091.42	\$	\$ 2,404,091.42	\$ 388,549.79	\$ 101,511.46	\$	\$ 490,061.25	564
119,678,530.31	133,890,623.01	85,802,408.00	30,000,000.00	115,802,408.00	18,088,215.01	2,382.12		18,090,597.13	565
210,203,469.97	225,449,348.63	171,067,967.00	20,000,000.00	191,067,967.00	34,381,381.63	5,389.00		34,386,770.63	566
24,303,228.19	27,306,619.12	26,134,157.15		26,134,157.15	1,172,461.97	2,164,941.77		3,337,403.74	567
	62.59				62.59			62.59	568
3,272,406.54	3,724,852.80	2,993,929.22		2,993,929.22	730,923.58	153,690.13		884,613.71	569
98,433,006.02	98,433,006.02	41,760,101.67	49,000,000.00	90,760,101.67	7,672,904.35	1,112,700.25		8,785,604.60	570
279,238.30	3,004,213.01	1,496,152.71	890,736.00	2,386,888.71	617,324.30			617,324.30	571
38,101,118.00	38,101,118.00	35,749,693.04		35,749,693.04	2,351,424.96	6,537,114.97		8,888,539.93	572
1,805,425.79	1,911,408.61	1,802,775.07		1,802,775.07	108,633.54	52,790.44		161,423.98	573
3,417,706.87	3,848,564.76	2,803,025.36		2,803,025.36	1,045,539.40	63,918.10		1,109,457.50	574
19,811,058.49	21,256,373.11	19,500,381.50	39,426.00	19,539,807.50	1,716,565.61	2,173,014.35		3,889,579.96	575
157,794,086.38	170,290,542.33	782,300.22	154,013,488.51	154,795,788.73	15,494,753.60	74,761.72		15,569,515.32	576
57,753.26	189,727.78	44,221.58	82,905.00	127,126.58	62,601.20	56.65		62,657.85	577
73,973,492.26	85,826,770.51	19,946.50	82,591,659.09	82,611,605.59	3,215,164.92			3,215,164.92	578
647,605.55	1,250,363.44	284,924.45	29,104.76	314,029.21	936,334.23			936,334.23	579
15,920,998.68	32,905,717.50				32,905,717.50			32,905,717.50	580
95,240,319.99	101,200,809.02	12,018,372.35	80,319,315.28	92,337,687.63	8,863,121.39	87,464.86		8,950,586.25	581
97,085,097.02	98,927,201.72	6,374,049.09	90,484,860.41	96,858,909.50	2,068,292.22	288,612.69		2,356,904.91	582
375,011,976.93	375,061,976.93	94,222,549.01	272,533,946.05	366,756,495.06	8,305,481.87	1,020.69		8,306,502.56	583
42,442,026.65	42,459,651.83	10,626,810.97	30,794,115.33	41,420,926.30	1,038,725.53	2,394.41		1,041,119.94	584
147,025.32	334,832.63	147,721.12	186,433.31	334,154.43	678.20	828.88		1,507.08	585
2,488,556.14	2,978,457.76	2,486,059.35		2,486,059.35	492,398.41	250,850.58		743,248.99	586
126,910.00	126,943.07	69,403.04		69,403.04	57,540.03			57,540.03	587
2,571,512.73	2,630,686.96	2,304,282.90		2,304,282.90	326,404.06	40,580.90		366,984.96	588
50,192,485.87	54,567,760.46	50,277,891.66		50,277,891.66	4,289,868.80	63,364.38		4,353,233.18	589
257,111.50	1,078,836.35	307,063.00		307,063.00	771,773.35	23,841.87		795,615.22	590
34,554.20	211,905.64	13,589.00		13,589.00	198,316.64	1,220.00		199,536.64	591
209,672,254.65	223,859,667.77	374,403.69	203,515,233.91	203,889,637.60	19,970,030.17	8,478.95		19,978,509.12	592
3,704,148.97	3,704,148.97	3,223,565.31		3,223,565.31	480,583.66	12,156.35		492,740.01	593
\$ 1,649,049,107.26	\$ 1,757,324,831.54	\$ 575,091,835.38	\$ 1,014,481,223.65	\$ 1,589,573,059.03	\$ 167,751,772.51	\$ 13,223,085.52	\$	\$ 180,974,858.03	594

ABSTRACT OF FUNDED ACCOUNTS

Line No.	Dept. and Div. No.	Code No.	NAME OF ACCOUNT	Balance July 1, 1980	RECEIPTS		
					Receipts	Transfers	Refunds, Restorations, and Other Receipts
TRUST FUNDS (Continued)							
740-747 NATURAL RESOURCES, DEPARTMENT OF							
740 Office of Executive Director and Division of Administrative Services:							
595	0100		Motor Boat Revolving Trust Fund	\$ 56.16	\$ 1.00	\$ 8,951.84	\$ 180.00
596	0200		State Park Trust Fund	47,757.82		180,284.20	
597	0300		Grants and Donations Trust Fund	4,089.04	29,479.02	36,900.65	
598	0500		Administrative Trust Fund	731.51	30,257.81	146,259.07	
741 Division of State Lands:							
599	0100		Conservation and Recreation Trust Fund		100,000.00	85,790,520.60	
600	0600		Environmentally Endangered Lands Trust Fund		3,953,122.86		
742 Division of Marine Resources:							
601	0300		Salt Water Products Promotion Trust Fund	38,225.07	279,633.74	65,369.64	2.60
602	0500		Marine Biological Research Trust Fund	129,601.28	313,053.79		
603	0600		Beaches and Shores Operating Trust Fund	299.52		11,607.00	
604	1000		Erosion Control Trust Fund	78,850.09	6,357,772.09	7,044,994.00	
745 Division of Recreation and Parks:							
605	0100		Land Acquisition Trust Fund	1,282,532.64	22,877,446.44	29,092,098.61	1,027.13
606	0300		State Park Trust Fund	607,669.58	5,929,885.87	11,551,697.00	4,369.72
607	0400		Federal Land and Water Conservation Trust Fund		576,109.09		
746 Division of Law Enforcement:							
608	0100		Motorboat Revolving Trust Fund	519,042.17	6,481,150.30	23,868.00	138.50
609	0200		Grants and Donations Trust Fund	30,085.11	181,171.22		
610	0300		Salt Water Products Promotion Trust Fund	2,022.30	109,477.75	108,500.00	
611	0900		Coastal Protection Trust Fund	747,889.53	763,093.78		
747 Division of Resource Management:							
612	0300		Grants and Donations Trust Fund	8,109.85	66,118.74	3,448.21	103.12
613	0400		Aquatic Plant Control Trust Fund	142,150.55	4,337,581.94	2,885,006.00	2,176.63
614	0500		Reclamation Administration Trust Fund	1,069.09	112,418.34	233,357.00	
615			TOTAL DEPARTMENT OF NATURAL RESOURCES	\$ 3,640,181.31	\$ 52,497,773.78	\$ 137,182,861.82	\$ 7,997.70
750-759 BOARD OF TRUSTEES OF							
INTERNAL IMPROVEMENT TRUST FUND							
616	0400		Interama Operations and Dissolution Trust Fund	\$ 764.07	\$ 23,195.95	\$	\$
617			TOTAL BOARD OF TRUSTEES OF				
			INTERNAL IMPROVEMENT TRUST FUND	\$ 764.07	\$ 23,195.95	\$	\$
760-763 HIGHWAY SAFETY AND MOTOR VEHICLES, DEPARTMENT OF							
760 Office of Executive Director and Division of Administrative Services:							
618	0100		Kirkman Data Center—Working Capital Trust Fund	\$ 2,635,200.69	\$ 7,011,662.13	\$	\$
619	0200		Grants and Donations Trust Fund	4,552.15	3,103.33	36,714.67	
620	0300		Revolving Trust Fund	78,923.20	96,460.23	732,000.00	
621	0400		Security Deposits Trust Fund	292,979.79	422,465.70		550.00
622	0700		Highway Patrol Insurance Trust Fund	60,000.00		40,000.00	
761 Division of the Florida Highway Patrol:							
623	0200		Reimbursement Trust Fund	392,437.50	4,680,383.56		1,293.19
624	0300		Grants and Donations Trust Fund	25,698.78	567,509.59	1,646,846.03	
762 Division of Driver's Licenses:							
625	0100		Accident Reports Trust Fund	873,189.76	6,091,017.06		2,253.62
626	0200		Grants and Donations Trust Fund	88.77	51,082.00	382,865.31	
763 Division of Motor Vehicles:							
627	0100		License Tax Collection Trust Fund	1,064,091.22	16,502,809.33		1,250.12
628	0200		Grants and Donations Trust Fund	25.29	13,676.00	249,695.63	
629			TOTAL DEPARTMENT OF HIGHWAY SAFETY				
			AND MOTOR VEHICLES	\$ 5,427,187.15	\$ 35,440,168.93	\$ 3,088,121.64	\$ 5,346.93
770-774 FLORIDA GAME AND FRESH WATER FISH COMMISSION							
770 Office of Executive Director and Division of Administrative Services:							
630	0100		State Game Trust Fund	\$ 9,506.41	\$	\$	\$
631	0200		Endangered and Threatened Species Reward Trust Fund	2,382.00	943.00		
632	0700		Land Acquisition Trust Fund	775.13		314,887.01	
633	1100		State Game Trust Fund	109,704.12	14,871,791.72	716,772.43	995.36
634			TOTAL FLORIDA GAME AND				
			FRESHWATER FISH COMMISSION	\$ 122,367.66	\$ 14,872,734.72	\$ 1,031,659.44	\$ 995.36
780 FLORIDA PAROLE AND PROBATION COMMISSION							
635	0100		Security Deposit Trust Fund	\$ 18,027.05	\$	\$	\$
636	0300		Grants and Donations Trust Fund	2,850.55	3,750.00		
637			TOTAL FLORIDA PAROLE AND PROBATION COMMISSION	\$ 20,877.60	\$ 3,750.00	\$	\$

ABSTRACT OF FUNDED ACCOUNTS

Total Receipts	Total Available	DISBURSEMENTS			Balance June 30, 1981	Outstanding Warrants	Adjustments	Treasurer's Balance June 30, 1981	Line No.
		Regular Disbursements	Transfer Disbursements	Total Disbursements					
\$ 9,132.84	\$ 9,189.00	\$ 8,959.00	\$	\$ 8,959.00	\$ 230.00	\$	\$ (230.00)	\$	595
180,284.20	228,042.02	183,255.78	183,255.78	44,786.24	3,025.16	47,811.40	596
66,379.67	70,468.71	43,670.82	43,670.82	26,797.89	1,048.66	27,846.55	597
176,516.88	177,248.39	33,452.27	65,740.05	99,192.32	78,056.07	1,292.29	79,348.36	598
85,890,520.60	85,890,520.60	3,009,841.65	81,753,052.73	84,762,894.38	1,127,626.22	6,660.00	1,134,286.22	599
3,953,122.86	3,953,122.86	3,898,717.56	3,898,717.56	54,405.30	6,630.75	61,036.05	600
345,005.98	383,231.05	315,207.28	62,344.99	377,552.27	5,678.78	8,726.97	14,405.75	601
313,053.79	442,655.07	272,543.94	22,592.68	295,136.62	147,518.45	1,863.56	149,382.01	602
11,607.00	11,906.52	11,282.30	299.52	11,581.82	324.70	324.70	603
13,402,766.09	13,481,616.18	13,276,935.40	13,276,935.40	204,680.78	107,296.65	311,977.43	604
51,970,572.18	53,253,104.82	36,975,999.03	11,554,396.25	48,530,395.28	4,722,709.54	134,889.51	4,857,599.05	605
17,485,952.59	18,093,622.17	16,607,011.43	180,650.00	16,787,661.43	1,305,960.74	1,324,969.39	2,630,930.13	606
576,109.09	576,109.09	576,109.09	576,109.09	126,796.87	126,796.87	607
6,505,156.80	7,024,198.97	5,397,340.44	208,815.90	5,606,156.34	1,418,042.63	98,335.65	230.00	1,516,608.28	608
181,171.22	211,256.33	136,818.59	2,373.06	139,191.65	72,064.68	4,647.12	76,711.80	609
217,977.75	220,000.05	199,757.33	199,757.33	20,242.72	9,991.15	30,233.87	610
763,093.78	1,510,983.31	1,382,013.91	70,016.00	1,452,029.91	58,953.40	39,202.54	98,155.94	611
69,670.07	77,779.92	59,223.07	1,009.96	60,233.03	17,546.89	6,272.15	23,819.04	612
7,224,764.57	7,366,915.12	6,439,655.53	612,606.51	7,052,262.04	314,653.08	589,372.01	904,025.09	613
345,775.34	346,844.43	293,359.82	293,359.82	53,484.61	8,955.25	62,439.86	614
<u>\$ 189,688,633.30</u>	<u>\$ 193,328,814.61</u>	<u>\$ 89,121,154.24</u>	<u>\$ 94,533,897.65</u>	<u>\$ 183,655,051.89</u>	<u>\$ 9,673,762.72</u>	<u>\$ 2,479,975.68</u>	<u>\$</u>	<u>\$ 12,153,738.40</u>	615
\$ 23,195.95	\$ 23,960.02	\$ 21,602.03	\$	\$ 21,602.03	\$ 2,357.99	\$	\$	\$ 2,357.99	616
<u>\$ 23,195.95</u>	<u>\$ 23,960.02</u>	<u>\$ 21,602.03</u>	<u>\$</u>	<u>\$ 21,602.03</u>	<u>\$ 2,357.99</u>	<u>\$</u>	<u>\$</u>	<u>\$ 2,357.99</u>	617
\$ 7,011,662.13	\$ 9,646,862.82	\$ 7,894,285.94	\$	\$ 7,894,285.94	\$ 1,752,576.88	\$ 502,759.46	\$	\$ 2,255,336.34	618
39,818.00	44,370.15	38,080.82	67.70	38,148.52	6,221.63	1,940.18	8,161.81	619
828,460.23	907,383.43	56,001.56	732,000.00	788,001.56	119,381.87	33,504.01	152,885.88	620
423,015.70	715,995.49	204,981.20	23,327.23	228,308.43	487,687.06	7,555.00	495,242.06	621
40,000.00	100,000.00	20,000.00	20,000.00	80,000.00	80,000.00	622
4,681,676.75	5,074,114.25	4,638,272.85	4,638,272.85	435,841.40	198,540.64	634,382.04	623
2,214,355.62	2,240,054.40	2,177,524.26	53,367.08	2,230,891.34	9,163.06	9,163.06	624
6,093,270.68	6,966,460.44	6,384,303.60	6,384,303.60	582,156.84	757,770.13	1,339,926.97	625
433,947.31	434,036.08	433,786.71	248.47	434,035.18	.9090	626
16,504,059.45	17,568,150.67	17,070,831.12	17,070,831.12	497,319.55	498,472.59	995,792.14	627
263,371.63	263,396.92	263,244.05	145.82	263,389.87	7.05	7.05	628
<u>\$ 38,533,637.50</u>	<u>\$ 43,960,824.65</u>	<u>\$ 39,181,312.11</u>	<u>\$ 809,156.30</u>	<u>\$ 39,990,468.41</u>	<u>\$ 3,970,356.24</u>	<u>\$ 2,000,542.01</u>	<u>\$</u>	<u>\$ 5,970,898.25</u>	629
\$	\$ 9,506.41	\$	\$	\$ 9,506.41	\$	\$	\$	\$ 9,506.41	630
943.00	3,325.00	200.00	200.00	3,125.00	100.00	3,225.00	631
314,887.01	315,662.14	315,000.00	315,000.00	662.14	662.14	632
15,589,559.51	15,699,263.63	15,273,296.61	362,457.60	15,635,754.21	63,509.42	812,325.71	875,835.13	633
<u>\$ 15,905,389.52</u>	<u>\$ 16,027,757.18</u>	<u>\$ 15,588,496.61</u>	<u>\$ 362,457.60</u>	<u>\$ 15,950,954.21</u>	<u>\$ 76,802.97</u>	<u>\$ 812,425.71</u>	<u>\$</u>	<u>\$ 889,228.68</u>	634
\$	\$ 18,027.05	\$	\$	\$ 18,027.05	\$	\$	\$	\$ 18,027.05	635
3,750.00	6,600.55	6,393.00	6,393.00	207.55	207.55	636
<u>\$ 3,750.00</u>	<u>\$ 24,627.60</u>	<u>\$ 6,393.00</u>	<u>\$</u>	<u>\$ 6,393.00</u>	<u>\$ 18,234.60</u>	<u>\$</u>	<u>\$</u>	<u>\$ 18,234.60</u>	637

ABSTRACT OF FUNDED ACCOUNTS

Line No.	Dept. and Div. No.	Code No.	NAME OF ACCOUNT	Balance July 1, 1980	RECEIPTS		
					Receipts	Transfers	Refunds, Restorations, and Other Receipts
TRUST FUNDS (Continued)							
800-818			INSURANCE, DEPARTMENT OF AND TREASURER				
	800		Office of Treasurer and Division of Administration:				
638	0100		Insurance Commissioner's Regulatory Trust Fund	\$ 167,597.75	\$ 24,026,563.23	\$ 22,984,860.41	\$ 51,437.04
	815		Division of Insurance Consumer Services:				
639	0300		Agents and Solicitors County Licenses Tax Trust Fund	116,570.54	826,827.00		
	816		Division of Hospital Cost Containment:				
640	0100		Hospital Cost Containment Board Trust Fund	44,541.08	936,581.93		
	817		Division of State Fire Marshal:				
641	0200		Fire College Publication Revolving Trust Fund	19,676.89	31,108.03		
	818		Division of Risk Management:				
642	0100		Casualty Insurance Trust Fund	4,962.17	15,675,032.46		26,360.71
643	0200		Fire Insurance Trust Fund	156,619.39	2,735,787.03	881.80	14.00
644			TOTAL DEPARTMENT OF INSURANCE AND TREASURER	\$ 509,967.82	\$ 44,231,899.68	\$ 22,985,742.11	\$ 77,811.75
REPLACEMENT TRUST FUNDS							
645	0200		Department of General Services—Division of Building				
			Construction and Property	\$ 45,115.00	\$ 106,724.79		\$
646	0300		Department of Citrus	14,934.87			
647	0400		Department of Agriculture	66.47	5,162.76		
648	0500		Department of Highway Safety and Motor Vehicles—				
			Division of Highway Safety	19,757.55			
649	0600		Department of HRS—Division of Mental Health—				
			Florida State Hospital	5,411.13			
650	0700		G. Pierce Wood Memorial Hospital	11,257.53			
651	0800		Florida State Hospital	5,743.65			
652	0900		Department of HRS—Division of Mental Retardation—				
			Sunland Training Center at Marianna	8,630.21	3,636.60		
653	1000		Sunland Training Center at Gainesville	108,258.54			
654	1100		Game and Fresh Water Fish Commission	38.14	1,898.00		
655	1200		Department of Education—University of Florida				
			Institute of Food and Agriculture Sciences	33,533.54	1,438.72		
656	1300		Department of Commerce	10,542.39			
657	1400		Department of HRS—Division of Social and Economic Services	4,621.83			
658	1500		Department of Education—				
			University of Florida	1,977.79	361,630.04		
659	1600		Florida State University	2,071.37	214,347.23		
660	1700		Florida Agriculture and Mechanical University	18,404.64	816.00		
661	1800		University of South Florida	2,313.43			
662	2000		Department of Corrections—				
			Florida State Prisons	30,908.70			
663	2100		Sumter Correctional Institute	5,346.14			
664	2200		Apalachee Correctional Institute	89.61	7,423.84		
665	2300		Department of Insurance and Treasurer—Division of				
			Insurance Consumer Services04	43.75		
666	2400		Judicial Branch—Seventeenth Judicial Circuit		14,185.16		
667	2600		Department of Veteran and Community Affairs				
			Division of Public Safety, Planning, and Assistances	509.40			
668	2700		Department of Agriculture and Consumer Services—				
			Division of Forestry31	9,663.71		
669	2800		Department of—				
			Sunland Hospital at Orlando	2,260.14			
670	3000		Department of Corrections—				
			Glades Correctional Institute	1,756.77			
671	3100		Department of State—Division of Cultural Affairs—				
			Stephen Foster Memorial Commission67			
672	3300		Department of Corrections—				
			Broward Correctional Institute	3,607.58			
673	3300		Department of Business Regulation—Division of Pari-Mutual Wagering	140.79			
674	3400		Department of Transportation	10,743.73	23,640.14		
675	3500		Department of HRS—Assistant Secretary of Administrative Services		2,603.20		
676	3600		Department of HRS—Division of Vocational Rehabilitation	1,186.64			
677	3700		Department of HRS—Division of Youth Services	50.98			
678	3800		Department of Corrections—Lawtey Correctional Institution	2,332.23			
679	3900		Department of Hrs—District 11		1,380.50		
680	4000		Department of HRS—District 3	11,707.79			
681	4100		Department of Corrections—Baker Correctional Institution		3,074.00		
682	4200		Department of Corrections—Region 4—Probation and Parole		10,864.56		
683	5100		Department of Labor and Employment Security	6,803.88	8,774.61		
684	5200		Department of Administration—Division of Personnel		1,293.82		

ABSTRACT OF FUNDED ACCOUNTS

Total Receipts	Total Available	DISBURSEMENTS			Balance June 30, 1981	Outstanding Warrants	Adjustments	Treasurer's Balance June 30, 1981	Line No.
		Regular Disbursements	Transfer Disbursements	Total Disbursements					
\$ 47,062,860.68	\$ 47,230,458.43	\$ 46,308,965.34	\$	\$ 46,308,965.34	\$ 921,493.09	\$ 3,983,042.08	\$	\$ 4,904,535.17	638
826,827.00	943,397.54	566,650.00	566,650.00	376,747.46	376,747.46	639
936,581.93	981,123.01	970,964.30	970,964.30	10,158.71	41,715.03	51,873.74	640
31,108.03	50,784.92	21,343.53	21,343.53	29,441.39	29,441.39	641
15,701,393.17	15,706,355.34	15,533,169.97	15,533,169.97	173,185.37	1,117,611.05	1,290,796.42	642
2,736,682.73	2,893,302.12	2,740,258.83	2,740,258.83	153,043.29	5,181.50	158,224.79	643
<u>\$ 67,295,453.54</u>	<u>\$ 67,805,421.36</u>	<u>\$ 66,141,352.05</u>	<u>\$</u>	<u>\$ 66,141,352.05</u>	<u>\$ 1,664,069.31</u>	<u>\$ 5,147,549.66</u>	<u>\$</u>	<u>\$ 6,811,618.97</u>	644
\$ 106,724.79	\$ 151,839.79	\$ 146,522.17	\$	\$ 146,522.17	\$ 5,317.62	\$	\$	\$ 5,317.62	645
.....	14,934.87	14,934.87	14,934.87	646
5,162.76	5,229.23	5,072.15	5,072.15	157.08	157.08	647
.....	19,757.55	19,757.55	19,757.55	648
.....	5,411.13	5,411.13	5,411.13	649
.....	11,257.53	11,257.53	11,257.53	650
.....	5,743.65	5,723.17	5,723.17	20.48	20.48	651
3,636.60	12,266.81	8,198.20	8,198.20	4,068.61	499.00	4,567.61	652
.....	108,258.54	48,912.08	48,912.08	59,346.46	8,324.39	67,670.85	653
1,898.00	1,936.14	1,936.14	1,936.14	654
1,438.72	34,972.26	6,497.62	6,497.62	28,474.64	28,474.64	655
.....	10,542.39	10,542.39	10,542.39	656
.....	4,621.83	4,621.83	4,621.83	657
361,630.04	363,607.83	329,942.81	329,942.81	33,665.02	41,582.79	75,247.81	658
214,347.23	216,418.60	201,533.90	201,533.90	14,884.70	14,884.70	659
816.00	19,220.64	19,220.64	19,220.64	660
.....	2,313.43	2,313.43	2,313.43	661
.....	30,908.70	30,908.70	30,908.70	662
.....	5,346.14	5,346.14	5,346.14	663
7,423.84	7,513.45	7,423.84	7,423.84	89.61	89.61	664
43.75	43.79	43.79	43.79	665
14,185.16	14,185.16	14,185.16	14,185.16	666
.....	509.40	509.40	509.40	667
9,663.71	9,664.02	663.71	663.71	9,000.31	9,000.31	668
.....	2,260.14	2,260.14	2,260.14	669
.....	1,756.77	1,756.77	1,756.77	670
.....	.676767	671
.....	3,607.58	3,487.13	3,487.13	120.45	120.45	672
.....	140.79	140.79	140.79	673
23,640.14	34,383.87	15,740.60	11,916.41	27,657.01	6,726.86	6,726.86	674
2,603.20	2,603.20	2,603.20	2,603.20	675
.....	1,186.64	1,186.64	1,186.64	676
.....	50.98	50.98	50.98	677
.....	2,332.23	2,332.23	2,332.23	678
1,380.50	1,380.50	1,380.50	1,380.50	679
.....	11,707.79	11,688.28	11,688.28	19.51	19.51	680
3,074.00	3,074.00	3,070.00	3,070.00	4.00	4.00	681
10,864.56	10,864.56	10,365.00	10,365.00	499.56	499.56	682
8,774.61	15,578.49	15,578.49	15,578.49	683
1,293.82	1,293.82	1,293.82	1,293.82	684

ABSTRACT OF FUNDED ACCOUNTS

Line No.	Dept. and Div. No.	Code No.	NAME OF ACCOUNT	Balance July 1, 1980	RECEIPTS		
					Receipts	Transfers	Refunds, Restorations, and Other Receipts
TRUST FUNDS (Continued)							
900			REPLACEMENT TRUST FUNDS (Continued)				
685	5600		Department of State—Historic Pensacola Preservation	8,213.24			
686	5700		Department of HRS—District 5	909.00			
687	6000		Department of HRS—Division of Youth Services— Arthur G. Dozier School for Boys—Marianna	973.98			
688	6100		Department of Corrections—Lowell Correctional Institution	244.61	946.00		
689	6200		Department of HRS—Division of Health—Bureau of Tuberculosis Control	754.85			
690	6300		Department of Military Affairs	4,837.00	337.81		
691	6400		Department of HRS—Division of Mental Retardation— Sunland Hospital in Tallahassee	3,482.80			
692	6500		Department of Education—University of Central Florida		1,815.52		
693	6600		Department of Corrections—Avon Park Correctional Institution		2,805.00		
694	6700		Department of Corrections—Region I Community Facilities		5,497.10		
695	6900		Department of Natural Resources—Division of Marine Resources	1,043.83	177,000.00		
696	7000		Department of HRS—District 7	401.47			
697	7100		Department of Natural Resources—Division of Recreation and Parks	11,536.16	23,963.25		
698	7200		Department of Corrections—Desota Correctional Institute	11,435.72			
699	7300		Department of Education—University of West Florida	1,777.00	837.80		
700	7400		Department of HRS—Division of Youth Services— Howell E. Lancaster Youth Development Center	12.89			
701	7500		Department of Correction Community Correctional Institute	7,328.98			
702	7600		Department of Corrections— Union Correctional Institute	49,272.58	1,817.13		
703	7800		Department of HRS—Division of Mental Health— South Florida State Hospital	9,957.91			
704	7900		Department of Education—Florida International University	5,865.00			
705	8000		Department of Corrections—Reception and Medical Center	719.74			
706	8100		Department of Corrections— Marion Correctional Institute		3,002.38		
707	8200		Department of Education—University of North Florida		6,324.40		
708	8300		Department of HRS—District IV	908.85			
709	8500		Department of HRS—District 9	1,297.92			
710	8600		Department of Education—Bureau of Blind Services	1,164.50			
711	8900		Department of HRS—District V		1,802.92		
712	9000		Department of Corrections— Brevard Correctional Institution	1,544.17			
713	9100		Department of Corrections— Dade Correctional Institution	576.00	6,095.36		
714	9200		Department of Corrections— Indian River Correctional Institution	8,174.35			
715	9300		Department of HRS—District 8	686.59			
716	9400		Department of Corrections— Hillsborough Correctional Institution	4,335.98			
717	9500		Department of Criminal Law Enforcement		86,839.48		
718	9600		Department of Corrections—Cross City Correctional Institution32			
719	9700		Department of HRS— Florida School for Boys in Okeechobee	262.75			
720	9800		Department of HRS—Division of Health—A.G. Holley Hospital Lantana	2,265.04			
721	9900		Department of HRS—Office of the Assistant Secretary of Operations	787.33			
722			TOTAL REPLACEMENT TRUST FUNDS	<u>\$ 510,894.04</u>	<u>\$ 1,097,685.58</u>	<u>\$</u>	<u>\$</u>
723			TOTAL TRUST FUND	<u>\$ 450,227,753.12</u>	<u>\$ 8,474,678,671.36</u>	<u>\$ 2,082,238,628.73</u>	<u>\$ 3,150,076.4</u>
724			WORKING CAPITAL FUND	<u>\$</u>	<u>\$</u>	<u>\$</u>	<u>\$</u>
725			FEDERAL REVENUE SHARING FUND	<u>\$ 43,918.76</u>	<u>\$ 73,002,896.23</u>	<u>\$</u>	<u>\$</u>
726			TOTAL ALL FUNDS	<u>\$ 1,076,197,879.89</u>	<u>\$12,386,290,375.45</u>	<u>\$ 2,680,664,888.24</u>	<u>\$ 3,471,369.88</u>

ABSTRACT OF FUNDED ACCOUNTS

Total Receipts	Total Available	DISBURSEMENTS			Balance June 30, 1981	Outstanding Warrants	Adjustments	Treasurer's Balance June 30, 1981	Line No.
		Regular Disbursements	Transfer Disbursements	Total Disbursements					
	8,213.24		8,213.00	8,213.00	.24		.24	685	
	909.00	909.00		909.00				686	
	973.98	973.98		973.98				687	
946.00	1,190.61	946.00		946.00	244.61		244.61	688	
	754.85	754.85		754.85				689	
337.81	5,174.81	4,837.00		4,837.00	337.81		337.81	690	
	3,482.80	3,482.80		3,482.80				691	
1,815.52	1,815.52	1,815.52		1,815.52				692	
2,805.00	2,805.00				2,805.00		2,805.00	693	
5,497.10	5,497.10	502.00		502.00	4,995.10		4,995.10	694	
177,000.00	178,043.83	177,968.63		177,968.63	75.20		75.20	695	
	401.47	401.47		401.47				696	
23,963.25	35,499.41	14,562.85		14,562.85	20,936.56		20,936.56	697	
	11,435.72				11,435.72		11,435.72	698	
837.80	2,614.80	827.80		827.80	1,787.00		1,787.00	699	
	12.89	12.89		12.89				700	
	7,328.98				7,328.98		7,328.98	701	
1,817.13	51,089.71	42,369.18		42,369.18	8,720.53		8,720.53	702	
	9,957.91				9,957.91		9,957.91	703	
	5,865.00				5,865.00		5,865.00	704	
	719.74	719.74		719.74				705	
3,002.38	3,002.38	3,002.38		3,002.38				706	
6,324.40	6,324.40	6,324.40		6,324.40				707	
	908.85	908.85		908.85				708	
	1,297.92	1,297.92		1,297.92				709	
	1,164.50				1,164.50		1,164.50	710	
1,802.92	1,802.92				1,802.92		1,802.92	711	
	1,544.17				1,544.17		1,544.17	712	
6,095.36	6,671.36	6,095.36		6,095.36	576.00		576.00	713	
\$	8,174.35	8,174.35	\$	8,174.35				714	
	686.59	426.73		426.73	259.86		259.86	715	
	4,335.98				4,335.98		4,335.98	716	
86,839.48	86,839.48	86,839.48		86,839.48				717	
	.32				.32		.32	718	
	262.75				262.75		262.75	719	
	2,265.04	2,265.04		2,265.04				720	
	787.33	787.33		787.33				721	
\$ 1,097,685.58	\$ 1,608,579.62	\$ 1,225,714.18	\$ 46,250.29	\$ 1,271,964.47	\$ 336,615.15	\$ 50,406.18	\$ 387,021.33	722	
\$10,560,067,376.57	\$ 1,010,295,129.69	\$ 7,981,601,563.43	\$ 2,528,748,532.06	\$10,510,350,095.49	\$ 499,945,034.20	\$312,974,464.90	\$ (1553.10)	\$ 812,917,946.00	723
\$ 167,072,547.45	\$ 167,072,547.45	\$ 139,254,803.00	\$ 27,671,253.00	\$ 166,926,056.00	\$ 146,491.45	\$	\$	\$ 146,491.45	724
\$ 73,002,896.23	\$ 73,046,814.99	\$ 73,025,004.15	\$	\$ 73,025,004.15	\$ 21,810.84	\$ 3,480.57	\$	\$ 25,291.41	725
\$15,070,426,633.57	\$ 6,146,624,513.46	\$12,313,875,826.77	\$ 2,680,664,888.24	\$14,994,540,715.01	\$ 1,152,083,798.45	\$373,485,368.54	\$ (4,170.18)	\$ 1,525,564,996.81	726

ABSTRACT OF GENERAL REVENUE APPROPRIATIONS

Line No.	Dept. and Div. No.	Acct. No.	NAME OF APPROPRIATION	APPROPRIATIONS			
				Certifications from Prior Year	Less Reversions of July 1, 1980	General Appropriation Act	Other
1		0023	Prior Year Cancellation	\$	\$	\$	\$
2		0312	TRANSFER OF FUNDS UNDER SECTION 215.32	\$	\$	\$	\$ 51,458,218.45
110-114 LEGISLATIVE BRANCH							
110 Legislature:							
Senate—							
3		0101	Salaries	\$	\$	\$	\$
4		0102	Contingent
5		0103	Other Personal Services
6		0104	Expenses
7		0106	Operating Capital Outlay
8		0109	Lump Sum	8,404,938.00
9		0119	Lump Sum—Furnishings and Equipment—New Capitol	737,132.12
10		0199	Certifications Forward	73,932.53	12,864.10
House of Representatives—							
11		0201	Salaries
12		0202	Contingent
13		0203	Other Personal Services
14		0204	Expenses
15		0206	Operating Capital Outlay
16		0209	Lump Sum	13,674,903.00
17		0219	Lump Sum—Furnishings and Equipment—New Capitol	406,029.05
18		0299	Certifications Forward	139,666.87	17,531.52
Joint Management Committee—							
19		0301	Salaries
20		0303	Other Personal Services
21		0304	Expenses
22		0306	Operating Capital Outlay
23		0309	Lump Sum	4,969,306.00
24		0399	Certifications Forward	278,534.21	10,844.59
Advisory Council On Intergovernmental Relations—							
25		0801	Salaries
26		0803	Other Personal Services
27		0804	Expenses
28		0806	Operating Capital Outlay
29		0809	Lump Sum—Advisory Council on Intergovernmental Regulations
30		0899	Certifications Forward	6,336.81	5,288.51
110 Office of Public Counsel—							
31		0901	Salaries
32		0903	Other Personal Services
33		0904	Expenses
34		0906	Operating Capital Outlay
35		0909	Lump Sum
36		0999	Certifications Forward	15,746.84	844.95
Statutory Committees—							
37		1101	Salaries
38		1103	Other personal Services
39		1104	Expenses
40		1106	Operating Capital Outlay
41		1109	Lump Sum	13,231.00
42		1199	Certifications Forward	1,356.70
Administrative Procedures Committee—							
43		1209	Lump Sum	411,302.00
Advisory Council on Intergovernmental Relations—							
44		1509	Lump Sum	212,095.00
45			Total Legislature	\$ 1,658,735.13	\$ 47,373.67	\$ 27,685,775.00	\$
114 Auditor General:							
46		0101	Salaries	\$	\$	\$	\$
47		0103	Other Personal Services
48		0104	Expenses

*Authorized by Chapter 79-212, Laws of Florida
Chapter 80-411, Laws of Florida
Specific Appropriation 1351B of Chapter 81-206

¹Authorized by Section 215.32 (3)(c), Florida Statutes

ABSTRACT OF GENERAL REVENUE APPROPRIATIONS

Adjustments	Less Appropriations in Reserve	Plus Refunds and Restorations	Total Available	DISBURSEMENTS			Total Available Unexpended	Unexpended Appropriations June 30, 1981	Line No.
				Regular	Transfers	Total			
\$	\$	\$ 131,110.81	\$ 131,110.81	\$	\$	\$	\$ 131,110.81	\$ 131,110.81	1
\$	\$	\$	\$ 51,458,218.45	\$	\$ 51,458,218.45	\$ 51,458,218.45	\$	\$	2
\$ 5,332,181.00	\$	\$	\$ 5,332,181.00	5,093,107.47	\$	\$ 5,093,107.47	\$ 239,073.53	\$ 239,073.53	3
5,000.00	5,000.00	4,751.65	4,751.65	248.35	248.35	4
550,561.00	550,561.00	484,921.64	484,921.64	65,639.36	65,639.36	5
2,246,771.00	2,246,771.00	1,688,976.85	1,688,976.85	557,794.15	557,794.15	6
92,200.00	92,200.00	13,297.07	13,297.07	78,902.93	78,902.93	7
(8,246,713.00)	158,225.00	158,225.00	158,225.00	8
.....	737,132.12	216,157.51	216,157.51	520,974.61	520,974.61	9
.....	61,068.43	61,068.43	61,068.43	10
9,058,607.00	9,058,607.00	8,866,611.15	8,866,611.15	191,995.85	191,995.85	11
5,000.00	5,000.00	4,157.04	4,157.04	842.96	842.96	12
749,850.00	749,850.00	716,408.66	716,408.66	33,441.34	33,441.34	13
3,677,444.00	3,677,444.00	3,303,635.64	3,303,635.64	373,808.36	373,808.36	14
15,900.00	15,900.00	498.95	498.95	15,401.05	15,401.05	15
(13,506,801.00)	168,102.00	168,102.00	168,102.00	16
.....	406,029.05	306,190.31	306,190.31	99,838.74	99,838.74	17
.....	122,135.35	122,135.35	122,135.35	18
2,558,929.00	2,558,929.00	2,276,540.27	2,276,540.27	282,388.73	282,388.73	19
147,089.00	147,089.00	144,058.92	144,058.92	3,030.08	3,030.08	20
2,030,589.00	2,030,589.00	1,688,715.67	1,688,715.67	341,873.33	341,873.33	21
76,400.00	76,400.00	55,684.16	55,684.16	20,715.84	20,715.84	22
(4,813,007.00)	156,299.00	156,299.00	156,299.00	23
.....	267,689.62	267,689.62	267,689.62	24
165,353.00	165,353.00	120,264.87	120,264.87	45,088.13	45,088.13	25
7,037.00	7,037.00	6,753.70	6,753.70	283.30	283.30	26
50,900.00	50,900.00	39,162.82	39,162.82	11,737.18	11,737.18	27
5,900.00	5,900.00	5,485.36	5,485.36	414.64	414.64	28
2,905.00	2,905.00	2,905.00	2,905.00	29
.....	1,048.30	1,048.30	1,048.30	30
345,881.00	345,881.00	341,353.46	341,353.46	4,527.54	4,527.54	31
162,972.00	162,972.00	138,124.64	138,124.64	24,847.36	24,847.36	32
89,650.00	89,650.00	83,019.54	83,019.54	6,630.46	6,630.46	33
2,900.00	2,900.00	1,848.40	1,848.40	1,051.60	1,051.60	34
8,088.00	8,088.00	8,088.00	8,088.00	35
.....	14,901.89	14,901.89	14,901.89	36
338,224.00	338,224.00	282,605.87	282,605.87	55,618.13	55,618.13	37
29,912.00	29,912.00	13,760.52	13,760.52	16,151.48	16,151.48	38
36,900.00	36,900.00	12,683.01	12,683.01	24,216.99	24,216.99	39
4,500.00	4,500.00	3,845.20	3,845.20	654.80	654.80	40
1,766.00	14,997.00	14,997.00	14,997.00	41
.....	1,356.70	1,356.70	1,356.70	42
(411,302.00)	43
(212,095.00)	44
\$ 609,491.00	\$	\$	\$ 29,906,627.46	\$ 26,380,820.64	\$	\$ 26,380,820.64	\$ 3,525,806.82	\$ 3,525,806.82	45
\$ 10,409,284.00	\$	\$	\$ 10,409,284.00	\$ 10,181,025.99	\$	\$ 10,181,025.99	\$ 228,256.01	\$ 228,256.01	46
81,912.00	81,912.00	51,483.47	51,483.47	30,428.53	30,428.53	47
1,132,257.00	1,132,257.00	956,132.38	956,132.38	176,124.62	176,124.62	48

ABSTRACT OF GENERAL REVENUE APPROPRIATIONS

Line No.	Dept. and Div. No.	Acct. No.	NAME OF APPROPRIATION	APPROPRIATIONS			
				Certifications from Prior Year	Less Reversions of July 1, 1980	General Appropriation Act	Other
110-114 LEGISLATIVE BRANCH (Continued)							
114 Auditor General: (Continued)							
49	0106		Operating Capital Outlay				
50	0109		Lump Sum			12,042,281.00	
51	0191		Data Processing Services				
52	0199		Certifications Forward	179,789.62	2,673.24		
Auditing Committee—							
53	0204		Expenses				
54	0209		Lump Sum			9,159.00	
Office of the Public Council—							
55	0609		Lump Sum			609,491.00	
56			Total Auditor General	\$ 179,789.62	\$ 2,673.24	\$ 12,660,931.00	\$
57			Total Legislative Branch	\$ 1,838,524.75	\$ 50,046.91	\$ 40,346,706.00	\$
210-265 JUDICIAL BRANCH							
210 Supreme Court:							
58	0101		Salaries	\$	\$	\$ 1,764,840.00	\$
59	0103		Other Personal Services			40,816.00	
60	0104		Expenses			436,747.00	
61	0106		Operating Capital Outlay			53,957.00	
62	0109		Special Projects			32,615.00	
63	0121		Special Categories—Discretionary Funds of the Chief Justice				
64	0139		Lump Sum—Guardian Ad Litem			200,000.00	
65	0191		Data Processing Services			375,491.00	
66	0199		Certifications Forward	29,942.21	3,504.63		
67			Total Supreme Court	\$ 29,942.21	\$ 3,504.63	\$ 2,904,466.00	\$
211 First District Court of Appeal:							
68	0101		Salaries	\$	\$	\$ 1,191,518.00	\$ 335,979.94 ¹
69	0103		Other Personal Services			51,361.00	8,272.02 ¹
70	0104		Expenses			158,776.00	160,871.39 ¹
71	0106		Operating Capital Outlay			77,970.00	11,395.71 ¹
72	0108		FCO-Expansion of Court Building	1,432,345.00			
73	0199		Certifications Forward	12,367.76	472.38		
74			Total First District Court of Appeal	\$ 1,444,712.76	\$ 472.38	\$ 1,479,625.00	\$ 516,519.06
212 Second District Court of Appeal:							
75	0101		Salaries	\$	\$	\$ 924,955.00	\$
76	0103		Other Personal Services			3,000.00	
77	0104		Expenses			82,176.00	
78	0106		Operating Capital Outlay			19,301.00	
79	0109		Lump Sum—To provide For Additional Judges and Staff				202,857.50 ²
80	0199		Certifications Forward	112,419.52	3,703.69		
81			Total Second District Court of Appeal	\$ 112,419.52	\$ 3,703.69	\$ 1,029,432.00	\$ 202,857.50
213 Third District Court of Appeal:							
82	0101		Salaries	\$	\$	\$ 1,141,177.00	\$
83	0103		Other Personal Services			16,850.00	
84	0104		Expenses			155,570.00	
85	0106		Operating Capital Outlay			26,873.00	
86	0199		Certifications Forward	34,564.22	4,560.50		
87			Total Third District Court of Appeal	\$ 34,564.22	\$ 4,560.50	\$ 1,340,470.00	\$
Fourth District Court of Appeal—							
88	0101		Salaries	\$	\$	\$ 966,772.00	\$
89	0103		Other Personal Services			32,612.00	
90	0104		Expenses			172,975.00	
91	0106		Operating Capital Outlay			27,815.00	
92	0109		Lump Sum—To Provide for additional judges and Staff				202,857.50 ¹
93	0199		Certifications Forward	67,653.32	2,938.84		

¹Authorized by Chapter 79-312 Laws of Florida
²Authorized by Chapter 79-413 Laws of Florida

ABSTRACT OF GENERAL REVENUE APPROPRIATIONS

Adjustments	Less Appropriations in Reserve	Plus Refunds and Restorations	Total Available	DISBURSEMENTS			Total Available Unexpended	Unexpended Appropriations June 30, 1981	Line No.
				Regular	Transfers	Total			
161,800.00			161,800.00	63,640.91		63,640.91	98,159.09	98,159.09	49
(12,042,281.00)									50
257,028.00			257,028.00	234,384.99		234,384.99	22,643.01	22,643.01	51
			177,116.38	177,116.38		177,116.38			52
9,159.00			9,159.00	907.13		907.13	8,251.87	8,251.87	53
(9,159.00)									54
(609,491.00)									55
<u>\$ (609,491.00)</u>	<u>\$</u>	<u>\$</u>	<u>\$ 12,228,556.38</u>	<u>\$ 11,664,691.25</u>	<u>\$</u>	<u>\$ 11,664,691.25</u>	<u>\$ 563,865.13</u>	<u>\$ 563,865.13</u>	56
<u>\$</u>	<u>\$</u>	<u>\$</u>	<u>\$ 42,135,183.84</u>	<u>\$ 38,045,511.89</u>	<u>\$</u>	<u>\$ 38,045,511.89</u>	<u>\$ 4,089,671.95</u>	<u>\$ 4,089,671.95</u>	57
\$ 379,168.00	\$	\$	\$ 2,144,008.00	\$ 2,140,380.22	\$	\$ 2,140,380.22	\$ 3,627.78	\$ 3,627.78	58
8,377.00			49,193.00	48,321.99		48,321.99	871.01	871.01	59
(100,932.00)			335,815.00	303,891.68		303,891.68	31,923.32	31,923.32	60
22,834.00			76,791.00	68,873.33		68,873.33	7,917.67	7,917.67	61
			32,615.00	28,841.00		28,841.00	3,774.00	3,774.00	62
5,000.00			5,000.00	1,316.17		1,316.17	3,683.83	3,683.83	63
			200,000.00	183,472.04		183,472.04	16,527.96	16,527.96	64
84,795.00			460,286.00	433,880.56		433,880.56	26,405.44	26,405.44	65
			26,437.58	26,437.58		26,437.58			66
<u>\$ 399,242.00</u>	<u>\$</u>	<u>\$</u>	<u>\$ 3,330,145.58</u>	<u>\$ 3,235,414.57</u>	<u>\$</u>	<u>\$ 3,235,414.57</u>	<u>\$ 94,731.01</u>	<u>\$ 94,731.01</u>	67
\$ 209,422.00	\$	\$	\$ 1,736,919.94	\$ 1,725,649.22	\$	\$ 1,725,649.22	\$ 11,270.72	\$ 11,270.72	68
5,330.00			64,963.02	58,896.29		58,896.29	6,066.73	6,066.73	69
(34,838.00)	7,500.00		277,309.39	163,365.01		163,365.01	113,944.38	121,444.38	70
15,100.00			104,465.71	94,002.73		94,002.73	10,462.98	10,462.98	71
	15,000.00		1,417,345.00	935,080.87		935,080.87	482,264.13	497,264.13	72
			11,895.38	11,895.38		11,895.38			73
<u>\$ 195,014.00</u>	<u>\$ 22,500.00</u>	<u>\$</u>	<u>\$ 3,612,898.44</u>	<u>\$ 2,988,889.50</u>	<u>\$</u>	<u>\$ 2,988,889.50</u>	<u>\$ 624,008.94</u>	<u>\$ 646,508.94</u>	74
\$ 320,251.00	\$	\$	\$ 1,245,206.00	\$ 1,244,772.46	\$	\$ 1,244,772.46	\$ 433.54	\$ 433.54	75
600.00			3,600.00	3,600.00		3,600.00			76
34,713.00			116,889.00	103,764.86		103,764.86	13,124.14	13,124.14	77
23,721.50			43,022.50	32,226.69		32,226.69	10,795.81	10,795.81	78
(202,857.50)									79
			108,715.83	108,715.83		108,715.83			80
<u>\$ 176,428.00</u>	<u>\$</u>	<u>\$</u>	<u>\$ 1,517,433.33</u>	<u>\$ 1,493,079.84</u>	<u>\$</u>	<u>\$ 1,493,079.84</u>	<u>\$ 24,353.49</u>	<u>\$ 24,353.49</u>	81
\$ 165,973.00	\$	\$	\$ 1,307,150.00	\$ 1,302,585.65	\$	\$ 1,302,585.65	\$ 4,564.35	\$ 4,564.35	82
(7,000.00)			9,850.00	8,750.00		8,750.00	1,100.00	1,100.00	83
(2,380.00)			153,190.00	129,519.77		129,519.77	23,670.23	23,670.23	84
22,243.00			49,116.00	31,670.65		31,670.65	17,445.35	17,445.35	85
			30,003.72	30,003.72		30,003.72			86
<u>\$ 178,836.00</u>	<u>\$</u>	<u>\$</u>	<u>\$ 1,549,309.72</u>	<u>\$ 1,502,529.79</u>	<u>\$</u>	<u>\$ 1,502,529.79</u>	<u>\$ 46,779.93</u>	<u>\$ 46,779.93</u>	87
\$ 325,039.00	\$	\$	\$ 1,291,811.00	\$ 1,255,931.74	\$	\$ 1,255,931.74	\$ 35,879.26	\$ 35,879.26	88
24,618.00			57,230.00	52,194.66		52,194.66	5,035.34	5,035.34	89
(10,960.50)			162,014.50	114,124.96		114,124.96	47,889.54	47,889.54	90
39,795.00			67,610.00	29,272.22		29,272.22	38,337.78	38,337.78	91
(202,857.50)									92
			64,714.48	64,714.48		64,714.48			93

ABSTRACT OF GENERAL REVENUE APPROPRIATIONS

Line No.	Dept. and Div. No.	Acct. No.	NAME OF APPROPRIATION	APPROPRIATIONS			
				Certifications from Prior Year	Less Reversions of July 1, 1980	General Appropriation Act	Other
210-265 JUDICIAL BRANCH (Continued)							
Fifth District Court of Appeal:							
94	0201		Salaries			923,883.00	
95	0203		Other Personal Services				
96	0204		Expenses			149,400.00	
97	0206		Operating Capital Outlay			73,500.00	
98	0299		Certifications Forward	44,001.01	407.55		
99			Total Fourth and Fifth District Court of Appeals	\$ 111,654.33	\$ 3,346.39	\$ 2,346,957.00	\$ 202,857.50
215 State Attorney Division:							
First Judicial Circuit—							
100	0101		Salaries	\$	\$	\$	\$
101	0103		Other Personal Services				
102	0104		Expenses				
103	0106		Operating Capital Outlay				
104	0109		Lump Sum			1,721,767.00	
105	0193		Salary Incentive Payment				
106	0199		Certifications Forward	39,043.41	14,812.48		
Second Judicial Circuit—							
107	0201		Salaries				
108	0203		Other Personal Expenses				
109	0204		Expenses				
110	0206		Operating Capital Outlay				
111	0209		Lump Sum			1,092,044.00	
112	0293		Salary Incentive Payment				
113	0299		Certifications Forward	12,147.40	7,820.32		
Third Judicial Circuit—							
114	0301		Salaries				
115	0303		Other Personal Services				
116	0304		Expenses				
117	0306		Operating Capital Outlay				
118	0309		Lump Sum			810,276.00	
119	0393		Salary Incentive Payment				
120	0399		Certifications Forward	7,994.45	2,166.85		
Fourth Judicial Circuit—							
121	0401		Salaries				
122	0403		Other Personal Services				
123	0404		Expenses				
124	0406		Operating Capital Outlay				
125	0409		Lump Sum			2,881,705.00	
126	0493		Salary Incentive Payment				
127	0499		Certifications Forward	23,817.63			
Fifth Judicial Circuit—							
128	0501		Salaries				
129	0503		Other Personal Services				
130	0504		Expenses				
131	0506		Operating Capital Outlay				
132	0509		Lump Sum			1,308,439.00	
133	0593		Salary Incentive Payment				
134	0599		Certifications Forward	14,557.09	2,485.35		
Sixth Judicial Circuit—							
135	0601		Salaries				
136	0603		Other Personal Services				
137	0604		Expenses				
138	0606		Operating Capital Outlay				
139	0609		Lump Sum			3,345,485.00	
140	0693		Salary Incentive Payment				
141	0699		Certifications Forward	81,923.99	1,738.56		
Seventh Judicial Circuit—							
142	0701		Salaries				
143	0703		Other Personal Services				
144	0704		Expenses				
145	0706		Operating Capital Outlay				
146	0709		Lump Sum			1,524,514.00	
147	0793		Salary Incentive Payment				
148	0799		Certifications Forward	9,594.09	4,342.15		

ABSTRACT OF GENERAL REVENUE APPROPRIATIONS

Adjustments	Less Appropriations in Reserve	Plus Refunds and Restorations	Total Available	DISBURSEMENTS			Total Available Unexpended	Unexpended Appropriations June 30, 1981	Line No.
				Regular	Transfers	Total			
56,311.00			980,194.00	979,859.95		979,859.95	334.05	334.05	94
7,054.00			7,054.00	7,054.00		7,054.00			95
(34,645.00)			114,755.00	105,643.80		105,643.80	9,111.20	9,111.20	96
40,725.00			114,225.00	102,414.92		102,414.92	11,810.08	11,810.08	97
			43,593.46	43,593.46		43,593.46			98
\$ 245,079.00	\$	\$	\$ 2,903,201.44	\$ 2,754,804.19	\$	\$ 2,754,804.19	\$ 148,397.25	\$ 148,397.25	99
\$ 1,622,860.00	\$	\$	\$ 1,622,860.00	\$ 1,618,003.83	\$	\$ 1,618,003.83	\$ 4,856.17	\$ 4,856.17	100
25,900.00			25,900.00	25,660.74		25,660.74	239.26	239.26	101
182,399.00			182,399.00	171,522.23		171,522.23	10,876.77	10,876.77	102
84,900.00			84,900.00	45,905.00		45,905.00	38,995.00	38,995.00	103
(1,721,767.00)									104
7,060.00			7,060.00	6,413.95		6,413.95	646.05	646.05	105
			24,230.93	24,230.93		24,230.93			106
939,196.00			939,196.00	939,164.47		939,164.47	31.53	31.53	107
15,840.00			15,840.00	15,736.88		15,736.88	103.12	103.12	108
120,647.00			120,647.00	107,703.14		107,703.14	12,943.86	12,943.86	109
144,960.00			144,960.00	80,642.74		80,642.74	64,317.26	64,317.26	110
(1,092,044.00)									111
5,603.00			5,603.00	5,080.24		5,080.24	522.76	522.76	112
			4,327.08	4,327.08		4,327.08			113
651,943.00			651,943.00	651,943.00		651,943.00			114
21,350.00			21,350.00	21,191.03		21,191.03	158.97	158.97	115
136,692.00			136,692.00	131,157.54		131,157.54	5,534.46	5,534.46	116
134,094.00			134,094.00	96,473.29		96,473.29	37,620.71	37,620.71	117
(810,276.00)									118
3,778.00			3,778.00	2,977.18		2,977.18	800.82	800.82	119
			5,827.60	5,827.60		5,827.60			120
2,608,976.00			2,608,976.00	2,606,003.43		2,606,003.43	2,972.57	2,972.57	121
128,626.00			128,626.00	124,744.78		124,744.78	3,881.22	3,881.22	122
311,703.00			311,703.00	309,259.00		309,259.00	2,444.00	2,444.00	123
174,605.00			174,605.00	174,187.81		174,187.81	417.19	417.19	124
(2,881,705.00)									125
7,823.00			7,823.00	7,139.50		7,139.50	683.50	683.50	126
			23,817.63	23,817.63		23,817.63			127
1,276,057.00			1,276,057.00	1,276,029.51		1,276,029.51	27.49	27.49	128
4,000.00			4,000.00	1,591.20		1,591.20	2,408.80	2,408.80	129
139,366.00			139,366.00	91,383.18		91,383.18	47,982.82	47,982.82	130
39,000.00			39,000.00	34,841.21		34,841.21	4,158.79	4,158.79	131
(1,308,439.00)									132
10,569.00			10,569.00	9,688.69		9,688.69	880.31	880.31	133
			12,071.74	12,071.74		12,071.74			134
3,351,650.00			3,351,650.00	3,349,121.29		3,349,121.29	2,528.71	2,528.71	135
27,060.00			27,060.00	25,311.12		25,311.12	1,748.88	1,748.88	136
225,128.00			225,128.00	197,713.18		197,713.18	27,414.82	27,414.82	137
147,574.00			147,574.00	14,958.29		14,958.29	132,615.71	132,615.71	138
(3,345,485.00)									139
11,132.00			11,132.00	9,506.70		9,506.70	1,625.30	1,625.30	140
			80,185.43	80,185.43		80,185.43			141
1,494,326.00			1,494,326.00	1,493,460.92		1,493,460.92	865.08	865.08	142
55,000.00			55,000.00	54,557.89		54,557.89	442.11	442.11	143
143,262.00			143,262.00	136,267.15		136,267.15	6,994.85	6,994.85	144
30,000.00			30,000.00	29,223.01		29,223.01	776.99	776.99	145
(1,524,514.00)									146
6,210.00			6,210.00	5,186.01		5,186.01	1,023.99	1,023.99	147
			5,251.94	5,251.94		5,251.94			148

ABSTRACT OF GENERAL REVENUE APPROPRIATIONS

Line No.	Dept. and Div. No.	Acct. No.	NAME OF APPROPRIATION	APPROPRIATIONS			
				Certifications from Prior Year	Less Reversions of July 1, 1980	General Appropriation Act	Other
210-265		JUDICIAL BRANCH (Continued)					
215		State Attorney Division: (Continued)					
Eighth Judicial Circuit—							
149	0801		Salaries				
150	0803		Other Personal Services				
151	0804		Expenses				
152	0806		Operating Capital Outlay				
153	0809		Lump Sum			1,296,329.00	
154	0893		Salary Incentive Payment				
155	0899		Certifications Forward	15,280.49	5,900.09		
Ninth Judicial Circuit—							
156	0901		Salaries				
157	0903		Other Personal Services				
158	0904		Expenses				
159	0906		Operating Capital Outlay				
160	0909		Lump Sum			2,121,002.00	
161	0993		Salary Incentive Payment				
162	0999		Certifications Forward	62,087.25	3,076.31		
Tenth Judicial Circuit—							
163	1001		Salaries				
164	1003		Other Personal Services				
165	1004		Expenses				
166	1006		Operating Capital Outlay				
167	1009		Lump Sum			1,482,267.00	
168	1093		Salary Incentive Payment				
169	1099		Certifications Forward	7,194.02	396.80		
Eleventh Judicial Circuit—							
170	1101		Salaries				
171	1103		Other Personal Services				
172	1104		Expenses				
173	1106		Operating Capital Outlay				
174	1109		Lump Sum			6,639,624.00	
175	1193		Salary Incentive Payment				
176	1199		Certifications Forward	10,115.90			
Twelfth Judicial Circuit—							
177	1201		Salaries				
178	1203		Other Personal Services				
179	1204		Expenses				
180	1206		Operating Capital Outlay				
181	1209		Lump Sum			1,142,221.00	
182	1293		Salary Incentive Payment				
183	1299		Certifications Forward	11,536.42	1,384.36		
Thirteenth Judicial Circuit—							
184	1301		Salaries				
185	1303		Other Personal Services				
186	1304		Expenses				
187	1306		Operating Capital Outlay				
188	1309		Lump Sum			2,630,862.00	
189	1393		Salary Incentive Payment				
190	1399		Certifications Forward	21,096.04	1,460.52		
Fourteenth Judicial Circuit—							
191	1401		Salaries				
192	1403		Other Personal Services				
193	1404		Expenses				
194	1406		Operating Capital Outlay				
195	1409		Lump Sum			1,185,229.00	
196	1493		Salary Incentive Payment				
197	1499		Certifications Forward	67,541.48	15,763.06		
Fifteenth Judicial Circuit—							
198	1501		Salaries				
199	1503		Other Personal Services				
200	1504		Expenses				
201	1506		Operating Capital Outlay				
202	1509		Lump Sum			2,212,692.00	
203	1593		Salary Incentive Payment				
204	1599		Certifications Forward	71,117.04	8,314.22		

ABSTRACT OF GENERAL REVENUE APPROPRIATIONS

Adjustments	Less Appropriations in Reserve	Plus Refunds and Restorations	Total Available	DISBURSEMENTS			Total Available Unexpended	Unexpended Appropriations June 30, 1981	Line No.
				Regular	Transfers	Total			
1,236,738.00			1,236,738.00	1,235,510.60		1,235,510.60	1,227.40	1,227.40	149
11,200.00			11,200.00	8,891.74		8,891.74	2,308.26	2,308.26	150
157,295.00			157,295.00	144,004.68		144,004.68	13,290.32	13,290.32	151
31,700.00			31,700.00	21,436.61		21,436.61	10,263.39	10,263.39	152
(1,296,329.00)									153
6,581.00			6,581.00	5,945.70		5,945.70	635.30	635.30	154
			9,380.40	9,380.40		9,380.40			155
2,133,123.00			2,133,123.00	2,132,482.86		2,132,482.86	640.14	640.14	156
20,960.00			20,960.00	18,658.68		18,658.68	2,301.32	2,301.32	157
142,698.00			142,698.00	128,262.56		128,262.56	14,435.44	14,435.44	158
61,000.00			61,000.00	14,660.33		14,660.33	46,339.67	46,339.67	159
(2,121,002.00)									160
7,177.00			7,177.00	6,488.85		6,488.85	688.15	688.15	161
			59,010.94	59,010.94		59,010.94			162
1,458,726.00			1,458,726.00	1,458,549.23		1,458,549.23	176.77	176.77	163
43,210.00			43,210.00	43,192.86		43,192.86	17.14	17.14	164
93,148.00			93,148.00	83,930.75		83,930.75	9,217.25	9,217.25	165
68,947.00			68,947.00	46,964.82		46,964.82	21,982.18	21,982.18	166
(1,482,267.00)									167
5,010.00			5,010.00	3,629.26		3,629.26	1,380.74	1,380.74	168
			6,797.22	6,797.22		6,797.22			169
6,275,857.00			6,275,857.00	6,241,342.89		6,241,342.89	34,514.11	34,514.11	170
390,429.00			390,429.00	380,402.37		380,402.37	10,026.63	10,026.63	171
546,858.00			546,858.00	537,308.93		537,308.93	9,549.07	9,549.07	172
142,500.00			142,500.00	140,024.19		140,024.19	2,475.81	2,475.81	173
(6,639,624.00)									174
9,659.00			9,659.00	8,448.32		8,448.32	1,210.68	1,210.68	175
			10,115.90	10,115.90		10,115.90			176
1,097,962.00			1,097,962.00	1,097,926.72		1,097,926.72	35.28	35.28	177
11,497.00			11,497.00	11,365.26		11,365.26	131.74	131.74	178
116,660.00			116,660.00	100,331.37		100,331.37	16,328.63	16,328.63	179
64,500.00			64,500.00	45,346.56		45,346.56	19,153.44	19,153.44	180
(1,142,221.00)									181
3,805.00			3,805.00	3,510.84		3,510.84	294.16	294.16	182
			10,152.06	10,152.06		10,152.06			183
2,305,642.00			2,305,642.00	2,259,995.16		2,259,995.16	45,646.84	45,646.84	184
185,011.00			185,011.00	97,059.82		97,059.82	87,951.18	87,951.18	185
291,719.00			291,719.00	192,981.47		192,981.47	98,737.53	98,737.53	186
127,119.00			127,119.00	50,993.25		50,993.25	76,125.75	76,125.75	187
(2,630,862.00)									188
4,713.00			4,713.00	4,217.09		4,217.09	495.91	495.91	189
			19,635.52	19,635.52		19,635.52			190
1,034,343.00			1,034,343.00	1,034,274.43		1,034,274.43	68.57	68.57	191
2,600.00			2,600.00	2,579.58		2,579.58	20.42	20.42	192
182,518.00			182,518.00	151,976.17		151,976.17	30,541.83	30,541.83	193
111,995.00			111,995.00	106,790.23		106,790.23	5,204.77	5,204.77	194
(1,185,229.00)									195
4,561.00			4,561.00	3,675.62		3,675.62	885.38	885.38	196
			51,778.42	51,778.42		51,778.42			197
2,089,639.00			2,089,639.00	2,089,405.26		2,089,405.26	233.74	233.74	198
73,000.00			73,000.00	72,624.81		72,624.81	375.19	375.19	199
249,215.00			249,215.00	240,200.21		240,200.21	9,014.79	9,014.79	200
51,534.00			51,534.00	17,636.32		17,636.32	33,897.68	33,897.68	201
(2,212,692.00)									202
8,232.00			8,232.00	7,448.26		7,448.26	783.74	783.74	203
			62,802.82	62,802.82		62,802.82			204

ABSTRACT OF GENERAL REVENUE APPROPRIATIONS

Line No.	Dept. and Div. No.	Acct. No.	NAME OF APPROPRIATION	APPROPRIATIONS			
				Certifications from Prior Year	Less Reversions of July 1, 1980	General Appropriation Act	Other
210-265 215			JUDICIAL BRANCH (Continued) State Attorney Division: (Continued)				
			Sixteenth Judicial Circuit—				
205	1601		Salaries				
206	1603		Other Personal Services				
207	1604		Expenses				
208	1606		Operating Capital Outlay				
209	1609		Lump Sum			538,256.00	33,580.00
210	1693		Salary Incentive Payment				
211	1699		Certifications Forward	8,512.48	6,350.52		
			Seventeenth Judicial Circuit—				
212	1701		Salaries				
213	1703		Other Personal Services				
214	1704		Expenses				
215	1706		Operating Capital Outlay				
216	1709		Lump Sum			3,760,197.00	
217	1793		Salary Incentive Payment				
218	1799		Certifications Forward	140,039.34	32,806.26		
			Eighteenth Judicial Circuit—				
219	1801		Salaries				
220	1803		Other Personal Services				
221	1804		Expenses				
222	1806		Operating Capital Outlay				
223	1809		Lump Sum			1,768,505.00	
224	1893		Salary Incentive Payment				
225	1899		Certifications Forward	161,932.90	2,507.56		
			Nineteenth Judicial Circuit—				
226	1901		Salaries				
227	1903		Other Personal Services				
228	1904		Expenses				
229	1906		Operating Capital Outlay				
230	1909		Lump Sum			1,024,861.00	
231	1993		Salary Incentive Payment				
232	1999		Certifications Forward	1,619.56	602.07		
			Twentieth Judicial Circuit—				
233	2001		Salaries				
234	2003		Other Personal Services				
235	2004		Expenses				
236	2006		Operating Capital Outlay				
237	2009		Lump Sum			1,257,986.00	
238	2093		Salary Incentive Payment				
239	2099		Certifications Forward	19,516.65	2,519.98		
240			Total State Attorney Division	\$ 786,667.63	\$ 114,447.46	\$ 39,744,261.00	\$ 33,580.00
216			Public Defender Division:				
			First Judicial Circuit—				
241	0101		Salaries	\$	\$	\$	\$
242	0103		Other Personal Services				
243	0104		Expenses				
244	0106		Operating Capital Outlay				
245	0109		Lump Sum			960,501.00	
246	0199		Certifications Forward	17,397.91	554.46		
			Second Judicial Circuit—				
247	0201		Salaries				
248	0203		Other Personal Services				
249	0204		Expenses				
250	0206		Operating Capital Outlay				
251	0209		Lump Sum			885,337.00	
252	0299		Certifications Forward	8,563.23	3,648.31		
			Third Judicial Circuit—				
253	0301		Salaries				
254	0303		Other Personal Services				
255	0304		Expenses				
256	0306		Operating Capital Outlay				
257	0309		Lump Sum			419,839.00	
258	0399		Certifications Forward	2,983.05	807.81		

¹Authorized by Section 24 of Chapter 79-212, Laws of Florida

ABSTRACT OF GENERAL REVENUE APPROPRIATIONS

Adjustments	Less Appropriations in Reserve	Plus Refunds and Restorations	Total Available	DISBURSEMENTS			Total Available Unexpended	Unexpended Appropriations June 30, 1981	Line No.
				Regular	Transfers	Total			
549,148.00			549,148.00	548,965.00		548,965.00	183.00	183.00	205
5,326.45			5,326.45	5,326.45		5,326.45			206
74,681.03			74,681.03	71,373.81		71,373.81	3,307.22	3,307.22	207
24,622.52			24,622.52	24,622.52		24,622.52			208
(571,836.00)									209
846.00			846.00	766.53		766.53	79.47	79.47	210
			2,161.96	2,161.96		2,161.96			211
3,734,480.00			3,734,480.00	3,733,790.53		3,733,790.53	689.47	689.47	212
64,236.00			64,236.00	63,670.51		63,670.51	565.49	565.49	213
268,515.00			268,515.00	242,409.39		242,409.39	26,105.61	26,105.61	214
111,238.00			111,238.00	21,478.92		21,478.92	89,759.08	89,759.08	215
(3,760,197.00)									216
10,398.00			10,398.00	9,245.15		9,245.15	1,152.85	1,152.85	217
			107,233.08	107,233.08		107,233.08			218
1,547,835.00			1,547,835.00	1,547,058.49		1,547,058.49	776.51	776.51	219
16,000.00			16,000.00	15,861.41		15,861.41	138.59	138.59	220
205,828.00			205,828.00	178,370.37		178,370.37	27,457.63	27,457.63	221
194,825.00			194,825.00	56,345.59		56,345.59	138,479.41	138,479.41	222
(1,768,505.00)									223
7,656.00			7,656.00	6,700.60		6,700.60	955.40	955.40	224
			159,425.34	159,425.34		159,425.34			225
993,350.00			993,350.00	993,096.08		993,096.08	253.92	253.92	226
26,700.00			26,700.00	26,038.01		26,038.01	661.99	661.99	227
113,913.00			113,913.00	109,272.54		109,272.54	4,640.46	4,640.46	228
6,600.00			6,600.00	6,461.26		6,461.26	138.74	138.74	229
(1,024,861.00)									230
5,047.00			5,047.00	3,547.65		3,547.65	1,499.35	1,499.35	231
			1,017.49	1,017.49		1,017.49			232
1,277,786.00			1,277,786.00	1,276,280.75		1,276,280.75	1,505.25	1,505.25	233
10,150.00			10,150.00	10,144.48		10,144.48	5.52	5.52	234
93,695.00			93,695.00	93,245.50		93,245.50	449.50	449.50	235
47,996.00			47,996.00	47,261.99		47,261.99	734.01	734.01	236
(1,257,986.00)									237
7,672.00			7,672.00	6,461.68		6,461.68	1,210.32	1,210.32	238
			16,996.67	16,996.67		16,996.67			239
<u>\$ 4,769,073.00</u>	<u>\$</u>	<u>\$</u>	<u>\$ 45,219,134.17</u>	<u>\$ 43,890,239.17</u>	<u>\$</u>	<u>\$ 43,890,239.17</u>	<u>\$ 1,328,895.00</u>	<u>\$ 1,328,895.00</u>	240
\$ 961,407.00	\$	\$	\$ 961,407.00	\$ 961,124.76	\$	\$ 961,124.76	\$ 282.24	\$ 282.24	241
12,818.00			12,818.00	12,660.80		12,660.80	157.20	157.20	242
92,480.00			92,480.00	85,374.20		85,374.20	7,105.80	7,105.80	243
16,732.00			16,732.00	14,887.62		14,887.62	1,844.38	1,844.38	244
(960,501.00)									245
			16,843.45	16,843.45		16,843.45			246
855,528.00			855,528.00	854,935.10		854,935.10	592.90	592.90	247
5,789.00			5,789.00	5,526.48		5,526.48	262.52	262.52	248
111,940.00			111,940.00	105,262.53		105,262.53	6,677.47	6,677.47	249
13,000.00			13,000.00	10,777.58		10,777.58	2,222.42	2,222.42	250
(885,337.00)									251
			4,914.92	4,914.92		4,914.92			252
379,919.00			379,919.00	378,640.32		378,640.32	1,278.68	1,278.68	253
1,850.00			1,850.00	1,216.00		1,216.00	634.00	634.00	254
53,100.00			53,100.00	41,409.85		41,409.85	11,690.15	11,690.15	255
34,500.00			34,500.00	6,544.14		6,544.14	27,955.86	27,955.86	256
(419,839.00)									257
			2,175.24	2,175.24		2,175.24			258

ABSTRACT OF GENERAL REVENUE APPROPRIATIONS

Line No.	Dept. and Div. No.	Acct. No.	NAME OF APPROPRIATION	APPROPRIATIONS			
				Certifications from Prior Year	Less Reversions of July 1, 1980	General Appropriation Act	Other
210-265		JUDICIAL BRANCH (Continued)					
216		Public Defender Division: (Continued)					
Fourth Judicial Circuit—							
259	0401		Salaries				
260	0403		Other Personal Services				
261	0404		Expenses				
262	0406		Operating Capital Outlay				
263	0409		Lump Sum			1,629,339.00	
264	0499		Certifications Forward	13,860.43	270.93		
Fifth Judicial Circuit—							
265	0501		Salaries				
266	0503		Other Personal Services				
267	0504		Expenses				
268	0506		Operating Capital Outlay				
269	0509		Lump Sum			689,246.00	
270	0599		Certifications Forward	37,853.15	48.61		
Sixth Judicial Circuit—							
271	0601		Salaries				
272	0603		Other Personal Services				
273	0604		Expenses				
274	0606		Operating Capital Outlay				
275	0609		Lump Sum			1,297,701.00	
276	0699		Certifications Forward	4,237.56	535.62		
Seventh Judicial Circuit—							
277	0701		Salaries				
278	0703		Other Personal Services				
279	0704		Expenses				
280	0706		Operating Capital Outlay				
281	0709		Lump Sum			1,074,239.00	
282	0799		Certifications Forward	5,707.88	421.06		
Eighth Judicial Circuit—							
283	0801		Salaries				
284	0803		Other Personal Services				
285	0804		Expenses				
286	0806		Operating Capital Outlay				
287	0809		Lump Sum			712,921.00	
288	0899		Certifications Forward	7,573.53	3.79		
Ninth Judicial Circuit—							
289	0901		Salaries				
290	0903		Other Personal Services				
291	0904		Expenses				
292	0906		Operating Capital Outlay				
293	0909		Lump Sum			1,042,200.00	
294	0999		Certifications Forward	72,357.84	14,788.37		
Tenth Judicial Circuit—							
295	1001		Salaries				
296	1003		Other Personal Services				
297	1004		Expenses				
298	1006		Operating Capital Outlay				
299	1009		Lump Sum			1,128,359.00	
300	1099		Certifications Forward	34,192.73	4,211.76		
Eleventh Judicial Circuit—							
301	1101		Salaries				
302	1103		Other Personal Services				
303	1104		Expenses				
304	1106		Operating Capital Outlay				
305	1109		Lump Sum			3,609,595.00	
306	1199		Certifications Forward	23,130.26			
Twelfth Judicial Circuit—							
307	1201		Salaries				
308	1203		Other Personal Services				
309	1204		Expenses				
310	1206		Operating Capital Outlay				
311	1209		Lump Sum			705,075.00	
312	1299		Certifications Forward	10,947.67	5,171.19		

ABSTRACT OF GENERAL REVENUE APPROPRIATIONS

Adjustments	Less Appropriations in Reserve	Plus Refunds and Restorations	Total Available	DISBURSEMENTS			Total Available Unexpended	Unexpended Appropriations June 30, 1981	Line No.
				Regular	Transfers	Total			
1,603,275.00			1,603,275.00	1,602,188.89		1,602,188.89	1,086.11	1,086.11	259
10,729.00			10,729.00	10,362.98		10,362.98	366.02	366.02	260
125,799.00			125,799.00	117,422.03		117,422.03	8,376.97	8,376.97	261
74,500.00			74,500.00	70,377.42		70,377.42	4,122.58	4,122.58	262
(1,629,339.00)									263
			13,589.50	13,589.50		13,589.50			264
620,636.00			620,636.00	618,258.83		618,258.83	2,377.17	2,377.17	265
5,000.00			5,000.00	4,847.40		4,847.40	152.60	152.60	266
69,948.00			69,948.00	68,287.45		68,287.45	1,660.55	1,660.55	267
59,200.00			59,200.00	27,445.53		27,445.53	31,754.47	31,754.47	268
(689,246.00)									269
			37,804.54	37,804.54		37,804.54			270
1,324,423.00			1,324,423.00	1,324,387.41		1,324,387.41	35.59	35.59	271
35,081.00			35,081.00	34,194.68		34,194.68	886.32	886.32	272
91,985.00			91,985.00	88,203.44		88,203.44	3,781.56	3,781.56	273
15,568.00			15,568.00	15,567.04		15,567.04	.96	.96	274
(1,297,701.00)									275
			3,701.94	3,701.94		3,701.94			276
1,063,510.00			1,063,510.00	1,061,339.05		1,061,339.05	2,170.95	2,170.95	277
6,750.00			6,750.00	6,661.76		6,661.76	88.24	88.24	278
99,723.00			99,723.00	93,735.46		93,735.46	5,987.54	5,987.54	279
23,500.00			23,500.00	16,875.74		16,875.74	6,624.26	6,624.26	280
(1,074,239.00)									281
			5,286.82	5,286.82		5,286.82			282
696,362.00			696,362.00	696,356.86		696,356.86	5.14	5.14	283
13,220.00			13,220.00	13,219.25		13,219.25	.75	.75	284
74,166.00			74,166.00	72,026.96		72,026.96	2,139.04	2,139.04	285
9,870.00			9,870.00	9,704.43		9,704.43	165.57	165.57	286
(712,921.00)									287
			7,569.74	7,569.74		7,569.74			288
997,131.00			997,131.00	990,926.95		990,926.95	6,204.05	6,204.05	289
2,500.00			2,500.00	2,454.46		2,454.46	45.54	45.54	290
74,857.00			74,857.00	65,190.21		65,190.21	9,666.79	9,666.79	291
91,700.00			91,700.00	18,714.06		18,714.06	72,985.94	72,985.94	292
(1,042,200.00)									293
			57,569.47	57,569.47		57,569.47			294
1,088,887.00			1,088,887.00	1,084,576.07		1,084,576.07	4,310.93	4,310.93	295
26,320.00			26,320.00	19,412.58		19,412.58	6,907.42	6,907.42	296
101,218.00			101,218.00	90,878.12		90,878.12	10,339.88	10,339.88	297
37,630.00			37,630.00	24,015.20		24,015.20	13,614.80	13,614.80	298
(1,128,359.00)									299
			29,980.97	29,980.97		29,980.97			300
3,323,514.00			3,323,514.00	3,314,976.89		3,314,976.89	8,537.11	8,537.11	301
260,800.00			260,800.00	258,334.62		258,334.62	2,465.38	2,465.38	302
314,246.00			314,246.00	290,483.62		290,483.62	23,762.38	23,762.38	303
81,755.00			81,755.00	50,218.41		50,218.41	31,536.59	31,536.59	304
(3,609,595.00)									305
			23,130.26	23,130.26		23,130.26			306
708,010.00			708,010.00	705,746.58		705,746.58	2,263.42	2,263.42	307
18,291.00			18,291.00	13,976.25		13,976.25	4,314.75	4,314.75	308
52,823.00			52,823.00	47,487.74		47,487.74	5,335.26	5,335.26	309
18,000.00			18,000.00	9,248.66		9,248.66	8,751.34	8,751.34	310
(705,075.00)									311
			5,776.48	5,776.48		5,776.48			312

ABSTRACT OF GENERAL REVENUE APPROPRIATIONS

Line No.	Dept. and Div. No.	Acct. No.	NAME OF APPROPRIATION	APPROPRIATIONS			
				Certifications from Prior Year	Less Reversions of July 1, 1980	General Appropriation Act	Other
	210-265		JUDICIAL BRANCH (Continued)				
	216		Public Defender Division: (Continued)				
			Thirteenth Judicial Circuit—				
313		1301	Salaries				
314		1303	Other Personal Services				
315		1304	Expenses				
316		1306	Operating Capital Outlay				
317		1309	Lump Sum			1,587,903.00	
318		1399	Certifications Forward	13,877.64	21.30		
			Fourteenth Judicial Circuit—				
319		1401	Salaries				
320		1403	Other Personal Services				
321		1404	Expenses				
322		1406	Operating Capital Outlay				
323		1409	Lump Sum			586,453.00	
324		1499	Certifications Forward	23,438.84	14,646.28		
			Fifteenth Judicial Circuit—				
325		1501	Salaries				
326		1503	Other Personal Services				
327		1504	Expenses				
328		1506	Operating Capital Outlay				
329		1509	Lump Sum			1,283,938.00	
330		1599	Certifications Forward	8,725.86	164.46		
			Sixteenth Judicial Circuit—				
331		1601	Salaries				
332		1603	Other Personal Services				
333		1604	Expenses				
334		1606	Operating Capital Outlay				
335		1609	Lump Sum			489,114.00	
336		1699	Certifications Forward	1,059.79	110.31		
			Seventeenth Judicial Circuit—				
337		1701	Salaries				
338		1703	Other Personal Services				
339		1704	Expenses				
340		1706	Operating Capital Outlay				
341		1709	Lump Sum			1,512,392.00	
342		1799	Certifications Forward	33,567.47	11,778.73		
			Eighteenth Judicial Circuit—				
343		1801	Salaries				
344		1803	Other Personal Services				
345		1804	Expenses				
346		1806	Operating Capital Outlay				
347		1809	Lump Sum			688,426.00	
348		1899	Certifications Forward	5,543.16	8.55		
			Nineteenth Judicial Circuit—				
349		1901	Salaries				
350		1903	Other Personal Services				
351		1904	Expenses				
352		1906	Operating Capital Outlay				
353		1909	Lump Sum			480,101.00	
354		1999	Certifications Forward	2,064.69			
			Twentieth Judicial Circuit—				
355		2001	Salaries				
356		2003	Other Personal Services				
357		2004	Expenses				
358		2006	Operating Capital Outlay				
359		2009	Lump Sum			740,375.00	
360		2099	Certifications Forward	2,138.25	.13		
361			Total Public Defender Division	\$ 329,220.94	\$ 57,191.67	\$ 21,523,054.00	\$
	217		Administered Funds:				
362		0110	Special Categories—Payment to Jurors and Witnesses	\$	\$	\$ 6,271,000.00	\$
363		0113	Special Categories—Judicial Retirement Fund			980,187.00	
364		0120	Special Categories—Meals and Lodging for Jurors			245,000.00	
365		0121	Special Categories—Compensation to Retired Judges			198,000.00	
366		0122	Special Categories—Compensation and Expenses of Court Reporters			775,000.00	

ABSTRACT OF GENERAL REVENUE APPROPRIATIONS

Adjustments	Less Appropriations in Reserve	Plus Refunds and Restorations	Total Available	DISBURSEMENTS			Total Available Unexpended	Unexpended Appropriations June 30, 1981	Line No.
				Regular	Transfers	Total			
1,417,167.00			1,417,167.00	1,245,487.95		1,245,487.95	171,679.05	171,679.05	313
30,000.00			30,000.00	19,597.00		19,597.00	10,403.00	10,403.00	314
209,081.00			209,081.00	131,475.97		131,475.97	77,605.03	77,605.03	315
95,400.00			95,400.00	14,852.23		14,852.23	80,547.77	80,547.77	316
(1,587,903.00)									317
			13,856.34	13,856.34		13,856.34			318
481,417.00			481,417.00	476,800.21		476,800.21	4,616.79	4,616.79	319
9,881.00			9,881.00	9,808.70		9,808.70	72.30	72.30	320
112,103.00			112,103.00	103,624.06		103,624.06	8,478.94	8,478.94	321
45,966.00			45,966.00	25,160.09		25,160.09	20,805.91	20,805.91	322
(586,453.00)									323
			8,792.56	8,792.56		8,792.56			324
1,245,041.00			1,245,041.00	1,244,259.24		1,244,259.24	781.76	781.76	325
74,130.00			74,130.00	72,592.08		72,592.08	1,537.92	1,537.92	326
91,582.00			91,582.00	84,961.61		84,961.61	6,620.39	6,620.39	327
13,393.00			13,393.00	13,392.15		13,392.15	.85	.85	328
(1,283,938.00)									329
			8,561.40	8,561.40		8,561.40			330
432,233.00			432,233.00	430,254.22		430,254.22	1,978.78	1,978.78	331
15,770.00			15,770.00	12,882.29		12,882.29	2,887.71	2,887.71	332
71,951.00			71,951.00	67,227.49		67,227.49	4,723.51	4,723.51	333
27,689.00			27,689.00	16,626.57		16,626.57	11,062.43	11,062.43	334
(489,114.00)									335
			949.48	949.48		949.48			336
1,464,886.00			1,464,886.00	1,464,786.70		1,464,786.70	99.30	99.30	337
71,400.00			71,400.00	68,220.50		68,220.50	3,179.50	3,179.50	338
145,732.00			145,732.00	136,320.92		136,320.92	9,411.08	9,411.08	338
15,000.00			15,000.00	14,694.68		14,694.68	305.32	305.32	340
(1,512,392.00)									341
			21,788.74	21,788.74		21,788.74			342
663,156.00			663,156.00	662,796.53		662,796.53	359.47	359.47	343
41,466.00			41,466.00	40,922.84		40,922.84	543.16	543.16	344
70,926.00			70,926.00	69,505.97		69,505.97	1,420.03	1,420.03	345
13,992.00			13,992.00	12,073.47		12,073.47	1,918.53	1,918.53	346
(688,426.00)									347
			5,534.61	5,534.61		5,534.61			348
465,877.00			465,877.00	465,487.09		465,487.09	389.91	389.91	349
9,454.00			9,454.00	8,249.10		8,249.10	1,204.90	1,204.90	350
54,220.00			54,220.00	52,372.34		52,372.34	1,847.66	1,847.66	351
15,713.00			15,713.00	14,743.93		14,743.93	969.07	969.07	351
(480,101.00)									353
			2,064.69	2,064.69		2,064.69			354
730,576.00			730,576.00	730,567.10		730,567.10	8.90	8.90	355
21,747.00			21,747.00	20,147.03		20,147.03	1,599.97	1,599.97	356
59,895.00			59,895.00	55,384.71		55,384.71	4,510.29	4,510.29	357
14,576.00			14,576.00	13,988.85		13,988.85	587.15	587.15	358
(740,375.00)									359
			2,138.12	2,138.12		2,138.12			360
\$ 2,468,356.00			\$ 24,263,439.27	\$ 23,487,755.30		\$ 23,487,755.30	\$ 775,683.97	\$ 775,683.97	361
\$ (980,187.00)			\$ 6,271,000.00	\$ 5,796,351.54		\$ 5,796,351.54	\$ 474,648.46	\$ 474,648.46	362
(12,250.00)			232,750.00	155,807.73		155,807.73	76,942.27	76,942.27	364
42,255.00			240,255.00	198,800.00		198,800.00	41,455.00	41,455.00	365
29,343.00			804,343.00	803,897.50		803,897.50	445.50	445.50	366

ABSTRACT OF GENERAL REVENUE APPROPRIATIONS

Line No.	Dept. and Div. No.	Acct. No.	NAME OF APPROPRIATION	APPROPRIATIONS			
				Certifications from Prior Year	Less Reversions of July 1, 1980	General Appropriation Act	Other
210-265 JUDICIAL BRANCH (Continued)							
217 Administered Funds: (Continued)							
367	0123		Special Categories—Printing Reports			165,950.00	
368	0124		Special Categories—Judicial Nominating Commission			15,000.00	
369	0125		Special Categories—Grandjury—Expense			100,000.00	72,675.00 ¹
370	0126		Special Categories—State Attorneys on Executive Consignment			50,000.00	20,000.00 ¹
371	0128		Special Categories—Law Intern Program			148,325.00	
372	0199		Certifications Forward	419,365.21	396,347.96		
373			Total Administered Funds	\$ 419,365.21	\$ 396,347.96	\$ 8,948,462.00	\$ 92,675.00
261 Circuit Courts:							
374	0101		Salaries			\$ 21,577,052.00	
375	0104		Expenses			429,671.00	
376	0129		Lump Sum—County Assessment Review			5,000.00	
377	0199		Certifications Forward	60,490.03	25,590.87		
378			Total Circuit Courts	\$ 60,490.03	\$ 25,590.87	\$ 22,011,723.00	
262 Judicial Administrative Commission:							
379	0101		Salaries			\$ 330,209.00	
380	0103		Other Personal Services			2,200.00	
381	0104		Expenses			40,899.00	
382	0106		Operating Capital Outlay			5,080.00	
383	0199		Certifications Forward	4,398.04	1,668.82		
384			Total Judicial Administrative Commission	\$ 4,398.04	\$ 1,668.82	\$ 378,388.00	
263 County Courts:							
385	0101		Salaries			\$ 11,817,045.00	
386	0104		Expenses			100,615.00	
387	0110		Lump Sum—Additional Salaries for County Court Judges			20,000.00	
388	0199		Certifications Forward	39,115.36	25,743.99		
389			Total County Courts	\$ 39,115.36	\$ 25,743.99	\$ 11,937,660.00	
264 Judicial Qualification Commission:							
390	0101		Salaries				
391	0103		Other Personal Services				
392	0104		Expenses				
393	0106		Operating Capital Outlay				
394	0109		Lump Sum			132,188.00	
395	0199		Certifications Forward	9,238.26	3,307.76		
396			Total Judicial Qualification Commission	\$ 9,238.26	\$ 3,307.76	\$ 132,188.00	
265 Judicial Council:							
397	0101		Salaries			\$ 41,140.00	
398	0103		Other Personal Services			100.00	
399	0104		Expenses			5,841.00	
400	0199		Certifications Forward	151.20	100.00		
401			Total Judicial Council	\$ 151.20	\$ 100.00	\$ 47,081.00	
402			Total Judicial Branch	\$ 3,381,939.71	\$ 639,986.12	\$ 113,823,767.00	\$ 1,048,489.00
310-313 GOVERNOR, EXECUTIVE OFFICE OF THE							
310 General Office:							
403	0101		Salaries			\$ 1,727,741.00	\$ 62,508.00
404	0103		Other Personal Services			115,519.00	6,212.00
405	0104		Expenses			497,235.00	61,981.00
406	0106		Operating Capital Outlay			15,124.00	2,772.00
407	0107		Contingent—Discretionary			25,000.00	
408	0110		Special Categories—Municipal and County Population—Estimates				
409	0129		Special Categories—National Governor's Conference			40,650.00	
410	0130		Special Categories—Cost of Living Price Survey				
411	0131		Aid to Local Governments—Commission on Spanish Speaking Populace of Florida				
412	0132		Special Categories—Commission on the Status of Women			40,000.00	
413	0133		Lump Sum—Educational Capital Outlay Program			30,000.00	
414	0139		Lump Sum—National Sports Festival			250,000.00	
415	0149		Lump Sum—Governors Council on Physical Fitness			150,000.00	

¹Authorized by Section 24 of Chapter 79-212, Laws of Florida

²Authorized by Chapter 79-220, Laws of Florida

ABSTRACT OF GENERAL REVENUE APPROPRIATIONS

Adjustments	Less Appropriations in Reserve	Plus Refunds and Restorations	Total Available	DISBURSEMENTS			Total Available Unexpended	Unexpended Appropriations June 30, 1981	Line No.
				Regular	Transfers	Total			
(35,000.00)			130,950.00	76,324.00		76,324.00	54,626.00	54,626.00	367
(750.00)			14,250.00	7,975.68		7,975.68	6,274.32	6,274.32	368
2,248.00			174,923.00	157,257.45		157,257.45	17,665.55	17,665.55	369
1,917.00			71,917.00	60,878.27		60,878.27	11,038.73	11,038.73	370
			148,325.00	108,205.35		108,205.35	40,119.65	40,119.65	371
			23,017.25	23,017.25		23,017.25			372
<u>\$ (952,424.00)</u>	<u>\$</u>	<u>\$</u>	<u>\$ 8,111,730.25</u>	<u>\$ 7,388,514.77</u>	<u>\$</u>	<u>\$ 7,388,514.77</u>	<u>\$ 723,215.48</u>	<u>\$ 723,215.48</u>	<u>373</u>
\$ 3,378,340.00	\$	\$	\$ 24,955,392.00	\$ 24,943,164.96	\$	\$ 24,943,164.96	\$ 12,227.04	\$ 12,227.04	374
47,107.00			476,778.00	387,309.20		387,309.20	89,468.80	89,468.80	375
	5,000.00							5,000.00	376
			34,899.16	34,899.16		34,899.16			377
<u>\$ 3,425,447.00</u>	<u>\$ 5,000.00</u>	<u>\$</u>	<u>\$ 25,467,069.16</u>	<u>\$ 25,365,373.32</u>	<u>\$</u>	<u>\$ 25,365,373.32</u>	<u>\$ 101,695.84</u>	<u>\$ 106,695.84</u>	<u>378</u>
\$ 39,486.00	\$	\$	\$ 369,695.00	\$ 365,804.39	\$	\$ 365,804.39	\$ 3,890.61	\$ 3,890.61	379
110.00			2,310.00	2,176.18		2,176.18	133.82	133.82	380
(2,838.00)			38,061.00	37,373.15		37,373.15	687.85	687.85	381
5,266.00			10,346.00	7,878.60		7,878.60	2,467.40	2,467.40	382
			2,729.22	2,729.22		2,729.22			383
<u>\$ 42,024.00</u>	<u>\$</u>	<u>\$</u>	<u>\$ 423,141.22</u>	<u>\$ 415,961.54</u>	<u>\$</u>	<u>\$ 415,961.54</u>	<u>\$ 7,179.68</u>	<u>\$ 7,179.68</u>	<u>384</u>
\$ 2,039,210.00	\$	\$	\$ 13,856,255.00	\$ 13,837,642.09	\$	\$ 13,837,642.09	\$ 18,612.91	\$ 18,612.91	385
8,375.00			108,990.00	69,424.66		69,424.66	39,565.34	39,565.34	386
10,000.00			30,000.00	27,366.07		27,366.07	2,633.93	2,633.93	387
			13,371.37	13,371.37		13,371.37			388
<u>\$ 2,057,585.00</u>	<u>\$</u>	<u>\$</u>	<u>\$ 14,008,616.37</u>	<u>\$ 13,947,804.19</u>	<u>\$</u>	<u>\$ 13,947,804.19</u>	<u>\$ 60,812.18</u>	<u>\$ 60,812.18</u>	<u>389</u>
\$ 23,732.00	\$	\$	\$ 23,732.00	\$ 21,155.22	\$	\$ 21,155.22	\$ 2,576.78	\$ 2,576.78	390
72,002.00			72,002.00	57,469.81		57,469.81	14,532.19	14,532.19	391
38,055.00			38,055.00	29,846.55		29,846.55	8,208.45	8,208.45	392
1,994.00			1,994.00	993.75		993.75	1,000.25	1,000.25	393
(132,188.00)									394
			5,930.50	5,930.50		5,930.50			395
<u>\$ 3,595.00</u>	<u>\$</u>	<u>\$</u>	<u>\$ 141,713.50</u>	<u>\$ 115,395.83</u>	<u>\$</u>	<u>\$ 115,395.83</u>	<u>\$ 26,317.67</u>	<u>\$ 26,317.67</u>	<u>396</u>
(41,140.00)	\$	\$	\$	\$	\$	\$	\$	\$	397
(100.00)									398
(5,841.00)									399
			51.20	51.20		51.20			400
<u>\$ (47,081.00)</u>	<u>\$</u>	<u>\$</u>	<u>\$ 51.20</u>	<u>\$ 51.20</u>	<u>\$</u>	<u>\$ 51.20</u>	<u>\$</u>	<u>\$</u>	<u>401</u>
<u>\$ 12,961,174.00</u>	<u>\$ 27,500.00</u>	<u>\$</u>	<u>\$ 130,547,883.65</u>	<u>\$ 126,585,813.21</u>	<u>\$</u>	<u>\$ 126,585,813.21</u>	<u>\$ 3,962,070.44</u>	<u>\$ 3,989,570.44</u>	<u>402</u>
\$ 3,621,351.00	\$ 28,298.00	\$	\$ 5,383,302.00	\$ 5,383,144.37	\$	\$ 5,383,144.37	\$ 157.63	\$ 28,455.63	403
71,891.00			193,622.00	180,111.62		180,111.62	13,510.38	13,510.38	404
459,384.00	12,000.00		1,006,600.00	928,359.65		928,359.65	78,240.35	90,240.35	405
21,861.00			39,757.00	33,585.32		33,585.32	6,171.68	6,171.68	406
			25,000.00	14,291.37		14,291.37	10,708.63	10,708.63	407
73,667.00			73,667.00	61,508.26		61,508.26	12,158.74	12,158.74	408
			40,650.00	40,650.00		40,650.00			409
182,773.00			182,773.00	181,984.23		181,984.23	788.77	788.77	410
157,410.00			157,410.00	157,410.00		157,410.00			411
			40,000.00	35,163.74		35,163.74	4,836.26	4,836.26	412
(30,000.00)									413
			250,000.00	113,458.19		113,458.19	136,541.81	136,541.81	414
(150,000.00)									415

ABSTRACT OF GENERAL REVENUE APPROPRIATIONS

Line No.	Dept. and Div. No.	Acct. No.	NAME OF APPROPRIATION	APPROPRIATIONS			
				Certifications from Prior Year	Less Reversions of July 1, 1980	General Appropriation Act	Other
310-313			GOVERNOR, EXECUTIVE OFFICE OF THE				
310			General Office: (Continued)				
416	0159		Special Categories—Governor's Council on Indian Affairs			125,000.00	
417	0179		Lump Sum—Reorganization				350,000.00 ²
418	0191		Data Processing Services			12,026.00	
419	0199		Certifications Forward	133,360.28	10,674.77		
420			Total General Office	\$ 133,360.28	\$ 10,674.77	\$ 3,028,295.00	\$ 483,473.00
311			Operation of Governor's Mansion:				
421	0201		Salaries			97,765.00	
422	0203		Other Personal Services			900.00	
423	0204		Expenses			68,036.00	
424	0206		Operating Capital Outlay			300.00	
425	0299		Certifications Forward	5,470.42	510.44		
426			Total Operation of Governor's Mansion	\$ 5,470.42	\$ 510.44	\$ 167,001.00	\$
312			Office of Prosecution Coordination and the Council for Prosecution of Organized Crime:				
427	0101		Salaries			167,311.00	
428	0103		Other Personal Services			15,000.00	
429	0104		Expenses			74,600.00	
430	0106		Operating Capital Outlay			2,256.00	
431	0109		Lump Sum—Criminal Justice Task Force			75,000.00	
432			Total Office of Prosecution Coordination and the Council for the Prosecution on Organized Crime	\$	\$	\$ 334,167.00	\$
313			Administered Funds:				
433	2410		Special Categories—Commission on Inter-State Cooperation			69,100.00	
434	2420		Special Categories—National Committee on Uniform Traffic Codes and Laws			1,000.00	
435	2430		Special Categories—Unemployment Compensation Benefits—State Employees			500,000.00	
436	2450		Special Categories—Local Retirement and Bond Data Base				700,000.00 ¹
437	2460		Special Categories—Florida Land and Water Adjudicatory Commission Administrative Appeals			5,000.00	
438	2470		Special Categories—Southern Center for International Studies			25,000.00	
439	2499		Certifications Forward	620.00		2,000,000.00	
440	2570		Special Categories—Mileage Reimbursement and				
441	2610		Special Categories—Law Enforcement Incentive Funds			1,520,000.00	
442	2620		Special Categories—State Personnel Payroll Information System			433,000.00	
443	2630		Special Categories—Health Insurance Increased Contributions			4,249,908.00	
444	2640		Special Categories—Health Life and Accident Insurance Additional Participation			1,548,600.00	
445	2650		Special Categories—Minimum Retirement Benefits			1,300,000.00	
446	2660		Special Categories—Life Insurance			1,435,000.00	
447	2710		Salary Increases—Career Service System Pay Plan Changes			61,576,163.00	
448	2720		Career Service System—Merit Increases			21,626,234.00	
449	2730		Career Service System Adjustment for Competitive Pay			1,260,000.00	
450	2740		Minimum Wage Adjustments Career Service Employees			400,000.00	
451	2750		Special Categories—Salary Increases Board of Regent Pay Plan			12,574,853.00	
452	2760		Board of Regents—Collective Bargaining Faculty Unit			15,183,350.00	
453	2770		Special Categories—Salary Increases School for the Deaf and Blind pay plan			82,256.00	
454	2780		School for the Deaf and Blind Collective Bargaining Instructional Unit			271,288.00	
455	2790		Salary Increases—Exempt Positions			671,366.00	
456	2810		Special Categories—Salary Increases Exempt Positions			57,808.00	
457	2820		Special Categories—Salary Increases Justices and Judges			3,780,836.00	
458	2830		Special Categories—Salary Increases State Attorney and Public Defenders			299,206.00	
459	2840		Special Categories—Salary Increases for Assistant State Attorney and Assistant Public Defender			3,499,981.00	
460	2850		Special Categories—Salary Increases Consolidation of Position Classification			2,365,857.00	
461	2870		Special Categories—Salary Increases Critical Position Classifications			2,035,649.00	
462	3010		Special Categories—Price Level Increases for Utilities and Fuels			3,600,000.00	
463	3020		Special Categories—Senior Management Group Benefits			352,988.00	
464	3030		Special Categories—Career Service System Additional Increases			17,642,535.00	
465	3040		Career Service System Adjustment for Competitive Area Differentials			1,500,000.00	
466			Total Administered Funds	\$ 620.00		\$ 161,846,978.00	\$ 700,000.00
467			Total Executive Office of the Governor	\$ 139,450.70	\$ 11,185.21	\$ 165,376,441.00	\$ 1,183,473.00

²Authorized by Chapter 79-190, Laws of Florida

¹Authorized by item 5A of Chapter 79-212, Laws of Florida

ABSTRACT OF GENERAL REVENUE APPROPRIATIONS

Adjustments	Less Appropriations in Reserve	Plus Refunds and Restorations	Total Available	DISBURSEMENTS			Total Available Unexpended	Unexpended Appropriations June 30, 1981	Line No.
				Regular	Transfers	Total			
			125,000.00	125,000.00		125,000.00			416
(350,000.00)									417
11,936.00			23,962.00	21,061.71		21,061.71	2,900.29	2,900.29	418
			122,685.51	122,685.51		122,685.51			419
<u>\$ 4,070,273.00</u>	<u>\$ 40,298.00</u>	<u>\$</u>	<u>\$ 7,664,428.51</u>	<u>\$ 7,398,413.97</u>	<u>\$</u>	<u>\$ 7,398,413.97</u>	<u>\$ 266,014.54</u>	<u>\$ 306,312.54</u>	420
\$ 13,368.00	\$	\$	\$ 111,133.00	\$ 111,109.65	\$	\$ 111,109.65	\$ 23.35	\$ 23.35	421
			900.00	790.65		790.65	109.35	109.35	422
20,441.00			88,477.00	80,214.74		80,214.74	8,262.26	8,262.26	423
			300.00	130.81		130.81	169.19	169.19	424
			4,959.98	4,959.98		4,959.98			425
<u>33,809.00</u>	<u>\$</u>	<u>\$</u>	<u>\$ 205,769.98</u>	<u>\$ 197,205.83</u>	<u>\$</u>	<u>\$ 197,205.83</u>	<u>\$ 8,564.15</u>	<u>\$ 8,564.15</u>	426
\$ (53,381.00)	\$	\$	\$ 113,930.00	\$ 113,780.08	\$	\$ 113,780.08	\$ 149.92	\$ 149.92	427
54,000.00			69,000.00	13,413.80		13,413.80	55,586.20	55,586.20	428
(49,129.00)			25,471.00	24,175.39		24,175.39	1,295.61	1,295.61	429
			2,256.00	2,255.20		2,255.20	80	80	430
			75,000.00	71,314.06		71,314.06	3,685.94	3,685.94	431
<u>\$ (48,510.00)</u>	<u>\$</u>	<u>\$</u>	<u>\$ 285,657.00</u>	<u>\$ 224,938.53</u>	<u>\$</u>	<u>\$ 224,938.53</u>	<u>\$ 60,718.47</u>	<u>\$ 60,718.47</u>	432
\$	\$	\$	\$ 69,100.00	\$ 69,100.00	\$	\$ 69,100.00	\$	\$	433
			1,000.00	1,000.00		1,000.00			434
(496,132.00)	3,868.00							3,868.00	435
(29,000.00)	671,000.00							671,000.00	436
			5,000.00	469.33		469.33	4,530.67	4,530.67	437
			25,000.00	25,000.00		25,000.00			438
			620.00	620.00		620.00			439
(2,000,000.00)									440
(1,520,000.00)									441
	433,000.00							433,000.00	442
(4,249,908.00)									443
	1,548,600.00							1,548,600.00	444
			1,300,000.00	1,300,000.00		1,300,000.00			445
	1,435,000.00							1,435,000.00	446
(59,537,385.00)	2,038,778.00							2,038,778.00	447
(21,626,234.00)									448
(721,145.00)	538,855.00							538,855.00	449
(383,534.00)	16,466.00							16,466.00	450
(12,574,853.00)									451
(15,183,350.00)									452
(82,256.00)									453
(265,729.00)	5,559.00							5,559.00	454
(671,366.00)									455
(57,808.00)									456
(3,679,460.00)	81,376.00							81,376.00	457
(259,578.00)	39,628.00							39,628.00	458
(3,471,445.00)	28,536.00							28,536.00	459
(2,365,857.00)									460
(2,035,649.00)									461
(3,600,000.00)									462
(216,469.00)	136,519.00							136,519.00	463
(17,642,535.00)									464
(1,500,000.00)									465
<u>\$ 154,169,693.00</u>	<u>\$ 6,977,185.00</u>	<u>\$</u>	<u>\$ 1,400,720.00</u>	<u>\$ 1,396,189.33</u>	<u>\$</u>	<u>\$ 1,396,189.33</u>	<u>\$ 4,530.67</u>	<u>\$ 6,981,715.67</u>	466
<u>\$ 150,114,121.00</u>	<u>\$ 7,017,483.00</u>	<u>\$</u>	<u>\$ 9,556,575.49</u>	<u>\$ 9,216,747.66</u>	<u>\$</u>	<u>\$ 9,216,747.66</u>	<u>\$ 339,827.83</u>	<u>\$ 7,357,310.83</u>	467

ABSTRACT OF GENERAL REVENUE APPROPRIATIONS

Line No.	Dept. and Div. No.	Acct. No.	NAME OF APPROPRIATION	APPROPRIATIONS			
				Certifications from Prior Year	Less Reversions of July 1, 1980	General Appropriation Act	Other
410			LEGAL AFFAIRS, DEPARTMENT OF AND ATTORNEY GENERAL				
468	0101		Salaries	\$	\$	\$ 3,538,257.00	\$
469	0103		Other Personal Services			64,478.00	
470	0104		Expenses			549,733.00	
471	0106		Operating Capital Outlay			46,908.00	
472	0110		Special Categories—Transfer to Legal Services Trust Fund			613,168.00	
473	0119		Lump Sum—Standards and Training Commission				74,500.00 ¹
474	0120		Special Categories—Lawsuits—Skyway Bridge			400,000.00	
475	0130		Special Categories—Admiralty Law			75,000.00	
476	0199		Certifications Forward	235,230.68	14,045.45		
477			TOTAL DEPARTMENT OF LEGAL AFFAIRS AND ATTORNEY GENERAL	\$ 235,230.68	\$ 14,045.45	\$ 5,287,544.00	\$ 74,500.00
420-435			AGRICULTURE AND CONSUMER SERVICES, DEPARTMENT OF AND COMMISSIONER OF AGRICULTURE				
420			Office of the Commissioner and Division of Administration:				
478	0101		Salaries	\$	\$	\$ 1,250,509.00	\$
479	0103		Other Personal Services			12,475.00	
480	0104		Expenses			362,836.00	
481	0106		Operating Capital Outlay			21,457.00	
482	0109		Special Categories—Soil Survey and Watershed Plan			441,192.00	
483	0110		Special Categories—Promotional Awards			110,000.00	
484	0120		Special Categories—Construction Grants for Agriculture and Live Stock Exhibit Buildings			100,000.00	
485	0191		Data Processing Services			160,560.00	
486	0199		Certifications Forward	44,971.33	15,986.18		
487			Total Office of the Commissioner and Division of Administration	\$ 44,971.33	\$ 15,986.18	\$ 2,459,029.00	\$
421			Division of Inspection:				
488	0101		Salaries	\$	\$	\$ 4,704,878.00	\$
489	0103		Other Personal Services			3,181.00	
490	0104		Expenses			671,369.00	
491	0106		Operating Capital Outlay			27,205.00	
492	0190		Data Processing Services			91,014.00	
493	0193		Salary Incentive Payment				
494	0199		Certifications Forward	173,039.52	11,400.59		
495			Total Division of Inspection	\$ 173,039.52	\$ 11,400.59	\$ 5,497,647.00	\$
423			Division of Chemistry:				
496	0101		Salaries	\$	\$	\$ 538,207.00	\$
497	0103		Other Personal Services			9,335.00	
498	0104		Expenses			171,897.00	
499	0106		Operating Capital Outlay			58,747.00	
500	0191		Data Processing Services			12,038.00	
501	0199		Certifications Forward	103,623.20	4,679.41		
502			Total Division of Chemistry	\$ 103,623.20	\$ 4,679.41	\$ 790,224.00	\$
424			Division of Dairy Industry:				
503	0101		Salaries	\$	\$	\$ 828,310.00	\$
504	0103		Other Personal Services			2,600.00	
505	0104		Expenses			216,302.00	
506	0106		Operating Capital Outlay			9,217.00	
507	0199		Certifications Forward	32,907.66			
508			Total Division of Dairy Industry	\$ 32,907.66	\$	\$ 1,056,429.00	\$
425			Division of Marketing:				
509	0101		Salaries	\$	\$	\$ 256,621.00	\$
510	0103		Other Personal Services			14,790.00	
511	0104		Expenses			263,339.00	
512	0106		Operating Capital Outlay			2,840.00	
513	0108		FCO—Repairs and Renovations Livestock Pavilions	150,000.00		150,000.00	
514	0191		Data Processing Services			36,000.00	
515	0199		Certifications Forward	96,844.87	25,665.07		
516			Total Division of Marketing	\$ 246,844.87	\$ 25,665.07	\$ 723,590.00	\$
427			Division of Animal Industry:				
517	0101		Salaries	\$	\$	\$ 3,901,687.00	\$
518	0103		Other Personal Services			74,750.00	
519	0104		Expenses			849,809.00	
520	0106		Operating Capital Outlay			68,897.00	

¹Authorized by Chapter 80-71, Laws of Florida

ABSTRACT OF GENERAL REVENUE APPROPRIATIONS

Adjustments	Less Appropriations in Reserve	Plus Refunds and Restorations	Total Available	DISBURSEMENTS			Total Available Unexpended	Unexpended Appropriations June 30, 1981	Line No.
				Regular	Transfers	Total			
\$ 698,099.00	\$	\$	\$ 4,236,356.00	\$ 4,095,513.78	\$	\$ 4,095,513.78	\$ 140,842.22	\$ 140,842.22	468
(33,900.00)	30,578.00	26,863.40	26,863.40	3,714.60	3,714.60	469
10,839.00	560,572.00	526,011.65	526,011.65	34,560.35	34,560.35	470
26,517.00	73,425.00	68,026.37	68,026.37	5,398.63	5,398.63	471
.....	613,168.00	613,168.00	613,168.00	472
(74,500.00)	473
.....	400,000.00	265,517.30	265,517.30	134,482.70	134,482.70	474
.....	75,000.00	75,000.00	75,000.00	475
.....	221,185.23	221,185.23	221,185.23	476
<u>\$ 627,055.00</u>	<u>\$</u>	<u>\$</u>	<u>\$ 6,210,284.23</u>	<u>\$ 5,278,117.73</u>	<u>\$ 613,168.00</u>	<u>\$ 5,891,285.73</u>	<u>\$ 318,998.50</u>	<u>\$ 318,998.50</u>	477
\$ 205,810.00	\$	\$	\$ 1,456,319.00	\$ 1,451,318.51	\$	\$ 1,451,318.51	\$ 5,000.49	\$ 5,000.49	478
.....	12,475.00	5,728.12	5,728.12	6,746.88	6,746.88	479
13,531.00	376,367.00	371,648.37	371,648.37	4,718.63	4,718.63	480
.....	21,457.00	16,232.24	16,232.24	5,224.76	5,224.76	481
.....	441,192.00	441,191.40	441,191.40	.60	.60	482
.....	110,000.00	110,000.00	110,000.00	483
.....	100,000.00	100,000.00	100,000.00	484
20,000.00	180,560.00	141,280.69	141,280.69	39,279.31	39,279.31	485
.....	28,985.15	28,985.15	28,985.15	486
<u>\$ 239,341.00</u>	<u>\$</u>	<u>\$</u>	<u>\$ 2,727,355.15</u>	<u>\$ 2,666,384.48</u>	<u>\$</u>	<u>\$ 2,666,384.48</u>	<u>\$ 60,970.67</u>	<u>\$ 60,970.67</u>	487
\$ 324,685.00	\$	\$	\$ 5,029,563.00	\$ 4,863,175.93	\$	\$ 4,863,175.93	\$ 166,387.07	\$ 166,387.07	488
350.00	3,531.00	2,962.75	2,962.75	568.25	568.25	489
85,007.00	756,376.00	756,282.20	756,282.20	93.80	93.80	490
5,785.00	32,990.00	30,687.70	30,687.70	2,302.30	2,302.30	491
.....	91,014.00	86,755.93	86,755.93	4,258.07	4,258.07	492
27,172.00	27,172.00	24,720.36	24,720.36	2,451.64	2,451.64	493
.....	161,638.93	161,638.93	161,638.93	494
<u>\$ 442,999.00</u>	<u>\$</u>	<u>\$</u>	<u>\$ 6,102,284.93</u>	<u>\$ 5,926,223.80</u>	<u>\$</u>	<u>\$ 5,926,223.80</u>	<u>\$ 176,061.13</u>	<u>\$ 176,061.13</u>	495
\$ 351,344.00	\$	\$	\$ 889,551.00	\$ 833,478.79	\$	\$ 833,478.79	\$ 56,072.21	\$ 56,072.21	496
.....	9,335.00	8,978.55	8,978.55	356.45	356.45	497
27,097.00	198,994.00	192,372.08	192,372.08	6,621.92	6,621.92	498
.....	58,747.00	55,713.27	55,713.27	3,033.73	3,033.73	499
.....	12,038.00	11,727.74	11,727.74	310.26	310.26	500
.....	98,943.79	98,943.79	98,943.79	501
<u>\$ 378,441.00</u>	<u>\$</u>	<u>\$</u>	<u>\$ 1,267,608.79</u>	<u>\$ 1,201,214.22</u>	<u>\$</u>	<u>\$ 1,201,214.22</u>	<u>\$ 66,394.57</u>	<u>\$ 66,394.57</u>	502
\$ 124,759.00	\$	\$	\$ 953,069.00	\$ 919,723.91	\$	\$ 919,723.91	\$ 33,345.09	\$ 33,345.09	503
700.00	3,300.00	2,443.84	2,443.84	856.16	856.16	504
35,158.00	251,460.00	238,204.48	238,204.48	13,255.52	13,255.52	505
.....	9,217.00	8,537.47	8,537.47	679.53	679.53	506
.....	32,907.66	32,907.66	32,907.66	507
<u>\$ 160,617.00</u>	<u>\$</u>	<u>\$</u>	<u>\$ 1,249,953.66</u>	<u>\$ 1,201,817.36</u>	<u>\$</u>	<u>\$ 1,201,817.36</u>	<u>\$ 48,136.30</u>	<u>\$ 48,136.30</u>	508
\$ 29,530.00	\$	\$	\$ 286,151.00	\$ 266,019.31	\$	\$ 266,019.31	\$ 20,131.69	\$ 20,131.69	509
3,000.00	17,790.00	17,005.20	17,005.20	784.80	784.80	510
(15,229.00)	248,110.00	224,126.13	224,126.13	23,983.87	23,983.87	511
.....	2,840.00	1,841.47	1,841.47	998.53	998.53	512
.....	128,562.00	171,438.00	171,438.00	300,000.00	513
(20,000.00)	16,000.00	10,092.07	10,092.07	5,907.93	5,907.93	514
.....	71,179.80	71,179.80	71,179.80	515
<u>\$ (2,699.00)</u>	<u>\$ 128,562.00</u>	<u>\$</u>	<u>\$ 813,508.80</u>	<u>\$ 590,263.98</u>	<u>\$</u>	<u>\$ 590,263.98</u>	<u>\$ 223,244.82</u>	<u>\$ 351,806.82</u>	516
\$ 333,880.00	\$	\$	\$ 4,235,567.00	\$ 3,926,027.68	\$	\$ 3,926,027.68	\$ 309,539.32	\$ 309,539.32	517
3,737.00	78,487.00	63,120.75	63,120.75	15,366.25	15,366.25	518
81,286.00	931,095.00	876,620.98	876,620.98	54,474.02	54,474.02	519
5,000.00	73,897.00	69,895.71	69,895.71	4,001.29	4,001.29	520

ABSTRACT OF GENERAL REVENUE APPROPRIATIONS

Line No.	Dept. and Div. No.	Acct. No.	NAME OF APPROPRIATION	APPROPRIATIONS			
				Certifications from Prior Year	Less Reversions of July 1, 1980	General Appropriation Act	Other
420-435			AGRICULTURE AND CONSUMER SERVICES, DEPARTMENT OF AND COMMISSIONER OF AGRICULTURE (Continued)				
	420		Division of Animal Industry: (Continued)				
521	0110		Special Categories—Payment of Indemities			1,800,000.00	
522	0191		Data Processing Services			27,378.00	
523	0193		Salary Incentive Payment				
524	0199		Certifications Forward	538,944.23	20.73		
525			Total Division of Animal Industry	\$ 538,944.23	\$ 20.73	\$ 6,722,521.00	\$
	428		Division of Plant Industry:				
526	0101		Salaries	\$	\$	\$ 3,173,607.00	\$
527	0103		Other Personal Services			7,755.00	
528	0104		Expenses			1,079,421.00	
529	0106		Operating Capital Outlay			118,565.00	
530	0120		Special Categories—Blackely Control Program			583,660.00	
531	0121		Special Categories—Apianian Indemities			36,000.00	
532	0191		Data Processing Services			5,000.00	
533	0199		Certifications Forward	300,611.12	28,186.79		
534			Total Division of Plant Industry	\$ 300,611.12	\$ 28,186.79	\$ 5,004,008.00	\$
	434		Division of Forestry:				
535	0101		Salaries	\$	\$	\$ 12,112,619.00	\$
536	0103		Other Personal Services			101,730.00	
537	0104		Expenses			2,009,965.00	200,000.00 ²
538	0106		Operating Capital Outlay			994,077.00	
539	0121		Special Categories—Forestry Research			50,000.00	
540	0191		Data Processing Services			63,466.00	
541	0193		Salary Incentive Payment				
542	0199		Certifications Forward	395,203.23	14,090.88		
543			Total Division of Forestry	\$ 395,203.23	\$ 14,090.88	\$ 15,331,857.00	\$ 200,000.00
	435		Division of Consumer Services:				
544	0101		Salaries	\$	\$	\$ 358,070.00	\$
545	0103		Other Personal Services			2,944.00	
546	0104		Expenses			92,618.00	
547	0199		Certifications Forward	14,723.16	204.44		
548			Total Division of Consumer Services	\$ 14,723.16	\$ 204.44	\$ 453,632.00	\$
549			TOTAL DEPARTMENT OF AGRICULTURE AND CONSUMER SERVICES AND COMMISSIONER OF AGRICULTURE	\$ 1,850,868.32	\$ 100,234.09	\$ 38,038,937.00	\$ 200,000.00
440-444			BANKING AND FINANCE, DEPARTMENT OF AND COMPTROLLER				
	440		Office of the Comptroller and Division of Administration				
550	0101		Salaries	\$	\$	\$ 674,233.00	\$
551	0103		Other Personal Services				
552	0104		Expenses			108,569.00	
553	0106		Operating Capital Outlay			15,690.00	
554	0191		Data Processing Services			2,067.00	
555	0199		Certifications Forward	1,632.40	393.58		
556			Total Office of the Comptroller and Division of Administration	\$ 1,632.40	\$ 393.58	\$ 800,559.00	\$
	441		Division of Accounting and Auditing:				
557	0101		Salaries	\$	\$	\$ 2,230,912.00	\$
558	0103		Other Personal Services			9,159.00	
559	0104		Expenses			491,798.00	
560	0106		Operating Capital Outlay			12,594.00	
561	0191		Data Processing Services			4,166,770.00	
562	0199		Certifications Forward	1,078,824.74	595,665.21		
563	0211		Refunds of Overpayment of Taxes—				42,900,000.00 ²
			Refunds				
564	0411		Reimbursement for Court Costs—				146,000.00 ²
			Refunds				
565	0504		Payment for Revolving Funds—				1,169,440.00 ¹
			Expenses				
566	0692		Cancellations and Restorations—				
			Reissues				
567			Total Division of Accounting and Auditing	\$ 1,078,824.74	\$ 595,665.21	\$ 6,911,233.00	\$ 44,215,440.00

¹Authorized by Section 216.271, Florida Statutes

²Authorized by Section 24 of Chapter 79.212, Laws of Florida

ABSTRACT OF GENERAL REVENUE APPROPRIATIONS

Adjustments	Less Appropriations in Reserve	Plus Refunds and Restorations	Total Available	DISBURSEMENTS			Total Available Unexpended	Unexpended Appropriations June 30, 1981	Line No.
				Regular	Transfers	Total			
			1,800,000.00	870,710.00		870,710.00	929,290.00	929,290.00	521
			27,378.00	27,377.63		27,377.63	.37	.37	522
2,594.00			2,594.00	2,352.69		2,352.69	241.31	241.31	523
			538,923.50	538,923.50		538,923.50			524
<u>\$ 426,497.00</u>	<u>\$</u>	<u>\$</u>	<u>\$ 7,687,941.50</u>	<u>\$ 6,375,028.94</u>	<u>\$</u>	<u>\$ 6,375,028.94</u>	<u>\$ 1,312,912.56</u>	<u>\$ 1,312,912.56</u>	525
\$ 511,546.00	\$	\$	\$ 3,685,153.00	\$ 3,674,888.21	\$	\$ 3,674,888.21	\$ 10,264.79	\$ 10,264.79	526
16,000.00			23,755.00	7,806.90		7,806.90	15,948.10	15,948.10	527
21,158.00			1,100,579.00	988,239.80		988,239.80	112,339.20	112,339.20	528
			118,565.00	102,008.25		102,008.25	16,556.75	16,556.75	529
2,240.00			585,900.00	299,431.63		299,431.63	286,468.37	286,468.37	530
			36,000.00	18,810.00		18,810.00	17,190.00	17,190.00	531
			5,000.00	2,816.87		2,816.87	2,183.13	2,183.13	532
			272,424.33	272,424.33		272,424.33			533
<u>\$ 550,944.00</u>	<u>\$</u>	<u>\$</u>	<u>\$ 5,827,376.33</u>	<u>\$ 5,366,425.99</u>	<u>\$</u>	<u>\$ 5,366,425.99</u>	<u>\$ 460,950.34</u>	<u>\$ 460,950.34</u>	534
\$ 2,000,307.00	\$	\$	\$ 14,112,926.00	\$ 13,555,574.70	\$	\$ 13,555,574.70	\$ 557,351.30	\$ 557,351.30	535
(10,000.00)			91,730.00	91,729.71		91,729.71	.29	.29	536
552,544.00			2,762,509.00	2,762,492.35		2,762,492.35	16.65	16.65	537
(49,703.00)			944,374.00	944,357.55		944,357.55	16.45	16.45	538
			50,000.00	43,256.70		43,256.70	6,743.30	6,743.30	539
			63,466.00	41,346.52		41,346.52	22,119.48	22,119.48	540
8,916.00			8,916.00	7,954.72		7,954.72	961.28	961.28	541
			381,112.35	381,112.35		381,112.35			542
<u>\$ 2,502,064.00</u>	<u>\$</u>	<u>\$</u>	<u>\$ 18,415,033.35</u>	<u>\$ 17,827,824.60</u>	<u>\$</u>	<u>\$ 17,827,824.60</u>	<u>\$ 587,208.75</u>	<u>\$ 587,208.75</u>	543
\$ 53,056.00	\$	\$	\$ 411,126.00	\$ 395,766.84	\$	\$ 395,766.84	\$ 15,359.16	\$ 15,359.16	544
4,218.00			7,162.00	6,204.50		6,204.50	957.50	957.50	545
2,611.00			95,229.00	84,219.25		84,219.25	11,009.75	11,009.75	546
			14,518.72	14,518.72		14,518.72			547
<u>\$ 59,885.00</u>	<u>\$</u>	<u>\$</u>	<u>\$ 528,035.72</u>	<u>\$ 500,709.31</u>	<u>\$</u>	<u>\$ 500,709.31</u>	<u>\$ 27,326.41</u>	<u>\$ 27,326.41</u>	548
<u>\$ 4,758,089.00</u>	<u>\$ 128,562.00</u>	<u>\$</u>	<u>\$ 44,619,098.23</u>	<u>\$ 41,655,892.68</u>	<u>\$</u>	<u>\$ 41,655,892.68</u>	<u>\$ 2,963,205.55</u>	<u>\$ 3,091,767.55</u>	549
\$ 835,710.00	\$	\$	\$ 1,509,943.00	\$ 1,509,943.00	\$	\$ 1,509,943.00	\$	\$	550
23,500.00			23,500.00	23,453.97		23,453.97	46.03	46.03	551
141,294.00			249,863.00	249,863.00		249,863.00			552
25,769.00			41,459.00	38,364.81		38,364.81	3,094.19	3,094.19	553
			2,067.00	2,067.00		2,067.00			554
			1,238.82	1,238.82		1,238.82			555
<u>\$ 1,026,273.00</u>	<u>\$</u>	<u>\$</u>	<u>\$ 1,828,070.82</u>	<u>\$ 1,824,930.60</u>	<u>\$</u>	<u>\$ 1,824,930.60</u>	<u>\$ 3,140.22</u>	<u>\$ 3,140.22</u>	556
\$ 544,600.00	\$	\$	\$ 2,775,512.00	\$ 2,772,713.78	\$	\$ 2,772,713.78	\$ 2,798.22	\$ 2,798.22	557
9,396.00			18,555.00	16,579.05		16,579.05	1,975.95	1,975.95	558
(13,504.00)			478,294.00	438,788.33		438,788.33	39,505.67	39,505.67	559
3,356.00			15,950.00	15,896.63		15,896.63	53.37	53.37	560
(471,136.00)			3,695,634.00	3,328,044.55		3,328,044.55	367,589.45	367,589.45	561
			483,159.53	483,159.53		483,159.53			562
			42,900,000.00	41,062,073.95		41,062,073.95	1,837,926.05	1,837,926.05	563
			146,000.00	145,153.34		145,153.34	846.66	846.66	564
			1,169,440.00	1,169,440.00		1,169,440.00			565
			295,394.51	29,470.41		29,470.41	265,924.10	265,924.10	566
<u>\$ 72,712.00</u>	<u>\$</u>	<u>\$ 295,394.51</u>	<u>\$ 51,977,939.04</u>	<u>\$ 49,461,319.57</u>	<u>\$</u>	<u>\$ 49,461,319.57</u>	<u>\$ 2,516,619.47</u>	<u>\$ 2,516,619.47</u>	567

ABSTRACT OF GENERAL REVENUE APPROPRIATIONS

Line No.	Dept. and Div. No.	Acct. No.	NAME OF APPROPRIATION	APPROPRIATIONS			
				Certifications from Prior Year	Less Reversions of July 1, 1980	General Appropriation Act	Other
440-444 BANKING AND FINANCE, DEPARTMENT OF AND COMPTROLLER (Continued)							
	444 Division of Securities:						
568	0101		Salaries	\$	\$	\$ 788,063.00	\$
569	0103		Other Personal Services	26,828.00
570	0104		Expenses	242,264.00
571	0106		Operating Capital Outlay	10,427.00
572	0191		Data Processing Services	19,761.00
573	0199		Certifications Forward	44,366.80	957.04
574			Total Division of Securities	\$ 44,366.80	\$ 957.04	\$ 1,087,343.00	\$
575			TOTAL DEPARTMENT OF BANKING AND FINANCE AND COMPTROLLER	\$ 1,124,823.94	\$ 597,015.83	\$ 8,799,135.00	\$ 44,215,440.00
450-456 STATE, DEPARTMENT OF AND SECRETARY OF STATE							
	450 Office of the Secretary and Division of Administrative Services:						
576	0101		Salaries	\$	\$	\$ 1,780,704.00	\$
577	0103		Other Personal Services	3,000.00
578	0104		Expenses	437,788.00
579	0106		Operating Capital Outlay	35,270.00
580	0191		Data Processing Services	4,600.00
581	0199		Certifications Forward	79,073.73	2,970.31
582			Total Office of the Secretary and Division of Administrative Services	\$ 79,073.73	\$ 2,970.31	\$ 2,261,362.00	\$
	451 Division of Elections:						
583	0101		Salaries	\$	\$	\$ 342,963.00	\$
584	0103		Other Personal Services	13,900.00
585	0104		Expenses	154,694.00
586	0106		Operating Capital Outlay	5,015.00
587	0110		Special Categories—Elections Investigation and Hearings	35,000.00
588	0130		Aid to Local Governments—Special Elections	88,250.00	24,766.00 ²
589	0132		Aid to Local Governments—Signature Verification	10,000.00
590	0191		Data Processing Services	38,400.00
591	0199		Certifications Forward	52,052.88	1,343.95
592			TOTAL DIVISION OF ELECTIONS	\$ 52,052.88	\$ 1,343.95	\$ 688,222.00	\$ 24,766.00
	452 Division of Archives, History and Records Management:						
593	0101		Salaries	\$	\$	\$ 1,037,640.00	\$
594	0103		Other Personal Services	26,408.00
595	0104		Expenses	204,086.00
596	0106		Operating Capital Outlay	51,287.00
597	0158		FCO—Aid to Local Governments—Rainey HSE APAL Rest of Rainey and Chataqua	20,000.00
598	0168		FCO—To Local Governments—Southern Historical Museum	225,000.00	500,000.00
599	0191		Data Processing Services	39,888.00
600	0199		Certifications Forward	42,057.71	5,432.31
601			Total Division of Archives, History and Records Management	\$ 287,057.71	\$ 5,432.31	\$ 1,859,309.00	\$
	453 Division of Corporations:						
602	0101		Salaries	\$	\$	\$ 987,282.00	\$
603	0103		Other Personal Services	57,000.00
604	0104		Expenses	372,680.00
605	0106		Operating Capital Outlay	99,779.00
606	0191		Data Processing Services	608,101.00
607	0199		Certifications Forward	227,127.61	2,348.26
608			Total Division of Corporations	\$ 227,127.61	\$ 2,348.26	\$ 2,124,842.00	\$
	454 Division of Library Services:						
609	0101		Salaries	\$	\$	\$ 662,411.00	\$
610	0103		Other Personal Services	16,536.00
611	0104		Expenses	99,141.00
612	0106		Operating Capital Outlay	56,751.00
613	0130		Aid to Local Governments—Library Grants	3,751,692.00
614	0135		Aid to Local Governments—Construction Grants	3,029.71
615	0136		Aid to Local Governments—Construction Grants	65,474.00
616	0137		Aid to Local Governments—Construction on Grants	30,000.00	100,000.00
617	0199		Certifications Forward	17,926.37	384.88
618			Total Division of Library Services	\$ 426,430.08	\$ 384.88	\$ 4,686,531.00	\$

ABSTRACT OF GENERAL REVENUE APPROPRIATIONS

Adjustments	Less Appropriations in Reserve	Plus Refunds and Restorations	Total Available	DISBURSEMENTS			Total Available Unexpended	Unexpended Appropriations June 30, 1981	Line No.
				Regular	Transfers	Total			
\$ (440,237.00)	\$	\$	\$ 347,826.00	\$ 339,304.00	\$	\$ 339,304.00	\$ 8,522.00	\$ 8,522.00	568
(20,000.00)	6,828.00	3,336.43	3,336.43	3,491.57	3,491.57	569
(144,249.00)	17,017.00	80,998.00	57,137.25	57,137.25	23,860.75	40,877.75	570
6,275.00	16,702.00	14,446.21	14,446.21	2,255.79	2,255.79	571
35,089.00	54,850.00	49,706.38	49,706.38	5,143.62	5,143.62	572
.....	43,409.76	43,409.76	43,409.76	573
<u>\$ (563,122.00)</u>	<u>\$ 17,017.00</u>	<u>\$</u>	<u>\$ 550,613.76</u>	<u>\$ 507,340.03</u>	<u>\$</u>	<u>\$ 507,340.03</u>	<u>\$ 43,273.73</u>	<u>\$ 60,290.73</u>	574
<u>\$ 535,863.00</u>	<u>\$ 17,017.00</u>	<u>\$ 295,394.51</u>	<u>\$ 54,356,623.62</u>	<u>\$ 51,793,590.20</u>	<u>\$</u>	<u>\$ 51,793,590.20</u>	<u>\$ 2,563,033.42</u>	<u>\$ 2,580,050.42</u>	575
\$ 537,620.00	\$	\$	\$ 2,318,324.00	\$ 2,316,153.00	\$	\$ 2,316,153.00	\$ 2,171.00	\$ 2,171.00	576
(96.00)	2,904.00	2,903.09	2,903.09	91	91	577
34,281.00	472,069.00	458,689.01	458,689.01	13,379.99	13,379.99	578
16,781.00	52,051.00	45,004.84	45,004.84	7,046.16	7,046.16	579
.....	4,600.00	1,354.42	1,354.42	3,245.58	3,245.58	580
.....	76,103.42	76,103.42	76,103.42	581
<u>\$ 588,586.00</u>	<u>\$</u>	<u>\$</u>	<u>\$ 2,926,051.42</u>	<u>\$ 2,900,207.78</u>	<u>\$</u>	<u>\$ 2,900,207.78</u>	<u>\$ 25,843.64</u>	<u>\$ 25,843.64</u>	582
\$ 57,533.00	\$	\$	\$ 400,496.00	\$ 397,752.87	\$	\$ 397,752.87	\$ 2,743.13	\$ 2,743.13	583
695.00	14,595.00	13,855.77	13,855.77	739.23	739.23	584
17,074.00	171,768.00	151,662.70	151,662.70	20,105.30	20,105.30	585
7,396.00	12,411.00	9,890.78	9,890.78	2,520.22	2,520.22	586
.....	35,000.00	31,773.64	31,773.64	3,226.36	3,226.36	587
.....	113,016.00	112,272.56	112,272.56	743.44	743.44	588
(7,143.00)	2,857.00	2,856.85	2,856.85	.15	.15	589
11,920.00	26,480.00	23,548.26	23,548.26	2,931.74	2,931.74	590
.....	50,708.93	50,708.93	50,708.93	591
<u>\$ 63,635.00</u>	<u>\$</u>	<u>\$</u>	<u>\$ 827,331.93</u>	<u>\$ 794,322.36</u>	<u>\$</u>	<u>\$ 794,322.36</u>	<u>\$ 33,009.57</u>	<u>\$ 33,009.57</u>	592
\$ 72,882.00	\$	\$	\$ 1,110,522.00	\$ 1,110,421.29	\$	\$ 1,110,421.29	\$ 100.71	\$ 100.71	593
5,785.00	32,193.00	25,577.42	25,577.42	6,615.58	6,615.58	594
(2,042.00)	202,044.00	183,410.85	183,410.85	18,633.15	18,633.15	595
(3,351.00)	47,936.00	24,566.66	24,566.66	23,369.34	23,369.34	596
.....	20,000.00	20,000.00	20,000.00	597
.....	500,000.00	225,000.00	22,989.27	22,989.27	202,010.73	702,010.73	598
(5,785.00)	34,103.00	30,061.30	30,061.30	4,041.70	4,041.70	599
.....	36,625.40	36,625.40	36,625.40	600
<u>\$ 67,489.00</u>	<u>\$ 500,000.00</u>	<u>\$</u>	<u>\$ 1,708,423.40</u>	<u>\$ 1,453,652.19</u>	<u>\$</u>	<u>\$ 1,453,652.19</u>	<u>\$ 254,771.21</u>	<u>\$ 754,771.21</u>	601
\$ 133,594.00	\$	\$	\$ 1,120,876.00	\$ 1,119,441.57	\$	\$ 1,119,441.57	\$ 1,434.43	\$ 1,434.43	602
(70,714.00)	57,000.00	54,714.67	54,714.67	2,285.33	2,285.33	603
54,437.00	301,966.00	276,535.44	276,535.44	25,430.56	25,430.56	604
.....	154,216.00	126,213.46	126,213.46	28,002.54	28,002.54	605
.....	608,101.00	551,909.17	551,909.17	56,191.83	56,191.83	606
.....	224,779.35	224,779.35	224,779.35	607
<u>\$ 117,317.00</u>	<u>\$</u>	<u>\$</u>	<u>\$ 2,466,938.35</u>	<u>\$ 2,353,593.66</u>	<u>\$</u>	<u>\$ 2,353,593.66</u>	<u>\$ 113,344.69</u>	<u>\$ 113,344.69</u>	608
\$ 90,436.00	\$	\$	\$ 752,847.00	\$ 750,884.56	\$	\$ 750,884.56	\$ 1,962.44	\$ 1,962.44	609
(1,171.00)	16,536.00	15,581.83	15,581.83	954.17	954.17	609
4,249.00	97,970.00	86,247.85	86,247.85	11,722.15	11,722.15	611
.....	61,000.00	51,233.09	51,233.09	9,766.91	9,766.91	612
.....	3,751,692.00	3,751,692.00	3,751,692.00	613
.....	3,029.71	3,029.71	3,029.71	614
.....	65,474.00	28,420.00	28,420.00	37,054.00	37,054.00	615
.....	185,000.00	255,000.00	160,000.00	160,000.00	95,000.00	280,000.00	616
.....	17,541.49	17,541.49	17,541.49	617
<u>\$ 93,514.00</u>	<u>\$ 185,000.00</u>	<u>\$</u>	<u>\$ 5,021,090.20</u>	<u>\$ 4,861,600.82</u>	<u>\$</u>	<u>\$ 4,861,600.82</u>	<u>\$ 159,489.38</u>	<u>\$ 344,489.38</u>	618

ABSTRACT OF GENERAL REVENUE APPROPRIATIONS

Line No.	Dept. and Div. No.	Acct. No.	NAME OF APPROPRIATION	APPROPRIATIONS			
				Certifications from Prior Year	Less Reversions of July 1, 1980	General Appropriation Act	Other
450-456 STATE, DEPARTMENT OF AND SECRETARY OF STATE (Continued)							
455 Division of Cultural Affairs:							
Office of Division Director—							
619	0101		Salaries	\$	\$	\$ 150,720.00	\$
620	0104		Expenses			59,571.00	
621	0106		Operating Capital Outlay			1,068.00	
622	0130		Aid to Local Governments—Art Grants			1,422,079.00	
623	0140		Aid to Local Governments—New World Contemporary Festival of the Arts			500,000.00	
624	0196		Certifications Forward—Aid to Local Governments	108,733.60	12,272.00		
625	0199		Certifications Forward	15,036.49	523.96		
Historic Pensacola Preservation—							
626	0401		Salaries			234,048.00	
627	0499		Certifications Forward	6,484.70			
Historic St. Augustine Preservation—							
628	0501		Salaries			333,113.00	
629	059		Certifications Forward	9,381.11			
Ringling Museum of Art—							
630	0601		Salaries			803,954.00	
631	0603		Other Personal Services				
632	0604		Expenses				
633	0606		Operating Capital Outlay				
634	0609		Lump Sum—Tampa Ringling			119,500.00	
635	0610		Special Categories—Restoration and Conservation of Artworks			50,000.00	
636	0699		Certifications Forward	25,540.37	106.28		
Stephen Foster Memorial—							
637	0701		Salaries			307,234.00	
Asolo State Theatre General Revenue Fund—							
638	0804		Expenses			468,562.00	
Historic Tallahassee Preservation—							
639	0901		Salaries			63,069.00	
640	0904		Expenses			17,653.00	
641	0906		Operating Capital Outlay			1,500.00	
642	0999		Certifications Forward	3,134.20	1.03		
Historic Key West Preservation—							
643	1001		Salaries			38,403.00	
Historic Tampa Hillsborough County—Preservation Board							
644	1101		Salaries			66,886.00	
645	1199		Certifications Forward	17.60			
Historic Boca Raton Preservation Board—							
646	1201		Salaries			12,335.00	
Historic Broward County Preservation Board—							
647	1309		Lump Sum			10,000.00	
648	1399		Certifications Forward	1,000.00			
Historic Volusia Flagler County Preservation Board—							
649	1409		Lump Sum			10,000.00	
650			Total Division of Cultural Affairs	\$ 169,328.07	\$ 12,903.27	\$ 4,669,695.00	\$
456 Division of Licensing:							
651	0101		Salaries	\$	\$	\$ 252,179.00	\$
652	0104		Expenses			139,632.00	
653	0106		Operating Capital Outlay			4,398.00	
654	0199		Certifications Forward	6,825.02	56.38		
655			Total Division of Licensing	\$ 6,825.02	\$ 56.38	\$ 396,209.00	\$
656 TOTAL DEPARTMENT OF STATE AND SECRETARY OF STATE				\$ 1,247,895.10	\$ 25,439.36	\$ 16,686,170.00	\$ 24,766.00
471-473 COMMERCE, DEPARTMENT OF							
Offices of the Secretary and Administrative Services:							
657	0101		Salaries	\$	\$	\$ 485,842.00	\$
658	0103		Other Personal Services			4,800.00	
659	0104		Expenses			101,207.00	
660	0106		Operating Capital Outlay	16,050.55	873.56	3,824.00	
661	0199		Certifications Forward				
662			Total Offices of the Secretary and Administrative Services	\$ 16,050.55	\$ 873.56	\$ 595,673.00	\$
472 Division of Tourism:							
663	0101		Salaries	\$	\$	\$ 1,315,167.00	\$
664	0103		Other Personal Services			234,464.00	
665	0104		Expenses			606,337.00	
666	0106		Operating Capital Outlay			23,538.00	
667	0120		Special Categories—Paid Advertising			2,158,585.00	650,000.00 ¹
668	0140		Special Categories—Advertising Pamphlets and Materials			347,000.00	

¹ Authorized by 24 of Chapter 79-212, Laws of Florida

ABSTRACT OF GENERAL REVENUE APPROPRIATIONS

Adjustments	Less Appropriations in Reserve	Plus Refunds and Restorations	Total Available	DISBURSEMENTS			Total Available Unexpended	Unexpended Appropriations June 30, 1981	Line No.
				Regular	Transfers	Total			
\$ 9,024.00	\$	\$	\$ 159,744.00	\$ 157,233.82	\$	\$ 157,233.82	\$ 2,510.18	\$ 2,510.18	619
(7,862.00)	51,709.00	45,977.35	45,977.35	5,731.65	5,731.65	620
679.00	1,747.00	1,743.12	1,743.12	3.88	3.88	621
(20,000.00)	1,402,079.00	1,264,712.35	1,264,712.35	137,366.65	137,366.65	622
.....	500,000.00	500,000.00	500,000.00	623
.....	96,461.60	96,461.60	96,461.60	624
.....	14,512.53	14,512.53	14,512.53	625
31,056.00	265,104.00	254,912.05	254,912.05	10,191.95	10,191.95	626
.....	6,484.70	6,484.70	6,484.70	627
54,590.00	387,703.00	373,887.05	373,887.05	13,815.95	13,815.95	628
.....	9,381.11	9,381.11	9,381.11	629
202,986.00	1,006,940.00	1,006,940.00	1,006,940.00	630
12,500.00	12,500.00	12,500.00	12,500.00	631
59,169.00	59,169.00	59,169.00	59,169.00	632
2,000.00	2,000.00	2,000.00	2,000.00	633
(119,500.00)	50,000.00	40,724.78	40,724.78	9,275.22	9,275.22	634
.....	25,434.09	25,434.09	25,434.09	635
(307,234.00)	468,562.00	468,562.00	468,562.00	636
.....	71,951.00	71,929.58	71,929.58	21.42	21.42	637
8,882.00	16,976.00	11,047.66	11,047.66	5,928.34	5,928.34	638
(677.00)	1,500.00	1,494.00	1,494.00	6.00	6.00	639
.....	3,133.17	3,133.17	3,133.17	640
(2,583.00)	35,820.00	35,742.30	35,742.30	77.70	77.70	641
9,908.00	76,794.00	76,587.38	76,587.38	206.62	206.62	642
.....	17.80	17.80	17.80	643
2,606.00	14,941.00	14,881.98	14,881.98	59.02	59.02	644
.....	10,000.00	10,000.00	10,000.00	645
.....	1,000.00	1,000.00	1,000.00	646
.....	7,500.00	2,500.00	2,500.00	10,000.00	647
\$ (64,456.00)	\$ 7,500.00	\$	\$ 4,754,163.80	\$ 4,566,469.22	\$	\$ 4,566,469.22	\$ 187,694.58	\$ 195,194.58	648
\$ 36,077.00	\$	\$	\$ 288,256.00	\$ 283,418.85	\$	\$ 283,418.85	\$ 4,837.15	\$ 4,837.15	649
4,071.00	143,703.00	138,875.44	138,875.44	4,827.56	4,827.56	650
(219.00)	4,179.00	2,379.25	2,379.25	1,799.75	1,799.75	651
.....	6,768.64	6,768.64	6,768.64	652
\$ 39,929.00	\$	\$	\$ 442,906.64	\$ 431,442.18	\$	\$ 431,442.18	\$ 11,464.46	\$ 11,464.46	653
\$ 906,014.00	\$ 692,500.00	\$	\$ 18,146,905.74	\$ 17,361,288.21	\$	\$ 17,361,288.21	\$ 785,617.53	\$ 1,478,117.53	654
\$ 128,610.00	\$	\$	\$ 614,452.00	\$ 614,450.18	\$	\$ 614,450.18	\$ 1.82	\$ 1.82	655
9,360.00	14,160.00	11,430.00	11,430.00	2,730.00	2,730.00	656
26,340.00	127,547.00	91,438.82	91,438.82	36,108.18	36,108.18	657
.....	3,824.00	3,345.91	3,345.91	478.09	478.09	658
.....	15,176.99	15,176.99	15,176.99	659
\$ 164,310.00	\$	\$	\$ 775,159.99	\$ 735,841.90	\$	\$ 735,841.90	\$ 39,318.09	\$ 39,318.09	660
\$ 119,384.00	\$	\$	\$ 1,434,551.00	\$ 1,428,373.85	\$	\$ 1,428,373.85	\$ 6,177.15	\$ 6,177.15	661
(20,615.00)	213,849.00	167,927.08	167,927.08	45,921.92	45,921.92	662
31,573.00	637,910.00	572,771.28	572,771.28	65,138.72	65,138.72	663
19,423.00	42,961.00	42,766.83	42,766.83	194.17	194.17	664
(39,763.00)	2,768,822.00	2,551,480.21	2,551,480.21	217,341.79	217,341.79	665
(17,350.00)	329,650.00	174,625.05	174,625.05	155,024.95	155,024.95	666

ABSTRACT OF GENERAL REVENUE APPROPRIATIONS

Line No.	Dept. and Div. No.	Acct. No.	NAME OF APPROPRIATION	APPROPRIATIONS			
				Certifications from Prior Year	Less Reversions of July 1, 1980	General Appropriation Act	Other
471-473 COMMERCE, DEPARTMENT OF (Continued)							
472 Division of Tourism: (Continued)							
669		0160	Special Categories—Promotion			480,063.00	
670		0170	Aid to Local Government—Glavez Bicentennial			250,000.00	
671		0180	Special Categories—Production and Display of films and Exhibits			80,000.00	
672		0199	Certifications Forward	355,901.25	37,345.49		
673			Total Division of Tourism	<u>\$ 355,901.25</u>	<u>\$ 37,345.49</u>	<u>\$ 5,495,154.00</u>	<u>\$ 650,000.00</u>
473 Division of Economic Development:							
674		0101	Salaries	\$	\$	\$ 1,524,957.00	\$
675		0103	Other Personal Services			265,833.00	
676		0104	Expenses			919,115.00	
677		0106	Operating Capital Outlay			30,747.00	
678		0110	Special Categories—Aid to Local Governments—International Trade Fair—Dade County			175,000.00	
679		0119	Lump Sum—Economic Development Transportation Projects			7,000,000.00	
680		0120	Paid Advertising and Promotion			1,227,000.00	
681		0130	Aid to Local Government—Economic Development			250,000.00	
682		0170	Aid to Local Government—Manatee County Economic Development Grant			8,000,000.00	
683		0180	Aid to Local Government—Pilot Project Continuation			250,000.00	
684		0199	Certifications Forward	1,024,047.63	18,379.65		
685			Total Division of Economic Development	<u>\$ 1,024,047.63</u>	<u>\$ 18,379.65</u>	<u>\$ 19,642,652.00</u>	<u>\$</u>
686			TOTAL DEPARTMENT OF COMMERCE	<u>\$ 1,395,999.43</u>	<u>\$ 56,598.70</u>	<u>\$ 25,733,479.00</u>	<u>\$ 650,000.00</u>
481-499 EDUCATION, DEPARTMENT OF							
481 Office of Deputy Commissioner for Educational Management:							
687		0101	Salaries	\$	\$	\$ 1,185,672.00	\$
688		0103	Other Personal Services			113,552.00	
689		0104	Expenses			530,059.00	
690		0106	Operating Capital Outlay			875.00	
691		0120	Special Categories—Educational Resources Computer Project			418,366.00	
692		0121	Special Categories—State Universities Technical Assistance			125,000.00	
693		0123	Special Categories—Auxiliary Learning Aids for Post-Secondary Students			981,246.00	
694		0124	Special Categories—Migrant Education Program (3 and 4 Year Olds)			2,000,000.00	
695		0125	Special Categories—Post-Secondary Education and Long-range Planning			200,000.00	
696		0126	Special Categories—Higher Education Equality of Access and Opportunity			284,000.00	
697		0130	Aid to Local Governments—Community Instructional Services			6,389,963.00	
698		0190	Special Categories—Florida Council on Economic Education			250,000.00	
699		0199	Certifications Forward	1,065,821.54	196,470.22		
700		0220	Special Categories—Education for Emotionally Disturbed Children			705,000.00	
701		0230	Special Categories—Education Index Project				100,000.00 ¹
702		0240	Special Categories—Staffing Standards for the Florida School for the Deaf and Blind			4,272.00	
703		0260	Special Categories—Youth Conservation Corps			1,000,000.00	
704		0270	Special Categories—Study of Educational Centers for the Emotionally Disturbed			25,000.00	
705		0280	Special Categories—Florida Council on Educational Management				400,000.00 ²
706			Total Office of Deputy Commissioner for Educational Management	<u>\$ 1,065,821.54</u>	<u>\$ 196,470.22</u>	<u>\$ 14,213,005.00</u>	<u>\$ 500,000.00</u>
482 Office of Deputy Commissioner for Administration							
707		0101	Salaries	\$	\$	\$ 1,750,720.00	\$
708		0103	Other Personal Services			21,510.00	
709		0104	Expenses			481,122.00	
710		0106	Operating Capital Outlay			39,732.00	
711		0120	Special Categories—Litigation Expense			53,000.00	
712		0191	Data Processing Services			818,220.00	
713		0199	Certifications Forward	303,191.57	7,016.40		
714			Total Office of Deputy Commissioner for Administration	<u>\$ 303,191.57</u>	<u>\$ 7,016.40</u>	<u>\$ 3,164,304.00</u>	<u>\$</u>
483 Office of Deputy Commissioner for Special Programs							
715		0101	Salaries	\$	\$	\$ 756,269.00	\$
716		0103	Other Personal Services			65,060.00	
717		0104	Expenses			518,248.00	
718		0106	Operating Capital Outlay			139,645.00	
719		0199	Certifications Forward	119,014.36	3,118.44		
720		0210	Special Categories—Public Broadcasting			4,801,166.00	
721		0220	Special Categories—Instructional Television Program Aquisition			497,326.00	
722		0222	Special Categories—Community Colleges Student Competencies			214,977.00	
723		0223	Special Categories—Alternative Models			100,000.00	

¹Authorized by Chapter 80-241, Laws of Florida

²Authorized by Chapter 80-411, Laws of Florida

ABSTRACT OF GENERAL REVENUE APPROPRIATIONS

Adjustments	Less Appropriations in Reserve	Plus Refunds and Restorations	Total Available	DISBURSEMENTS			Total Available Unexpended	Unexpended Appropriations June 30, 1981	Line No.
				Regular	Transfers	Total			
30,003.00			510,066.00	392,414.46		392,414.46	117,651.54	117,651.54	669
			250,000.00	249,926.00		249,926.00	74.00	74.00	670
(42,429.00)			37,571.00	22,065.26		22,065.26	15,505.74	15,505.74	671
			318,555.76	318,555.76		318,555.76			672
\$ 80,226.00	\$	\$	\$ 6,543,935.76	\$ 5,920,905.78	\$	\$ 5,920,905.78	\$ 623,029.98	\$ 623,029.98	673
\$ 229,720.00	\$	\$	\$ 1,754,677.00	\$ 1,748,510.33	\$	\$ 1,748,510.33	\$ 6,166.67	\$ 6,166.67	674
(18,291.00)			247,542.00	223,950.05		223,950.05	23,591.95	23,591.95	675
125,917.00			1,045,032.00	913,716.09		913,716.09	131,315.91	131,315.91	676
			30,747.00	28,605.37		28,605.37	2,141.63	2,141.63	677
	131,250.00		43,750.00				43,750.00	175,000.00	678
	3,350,000.00		3,650,000.00		2,985,900.00	2,985,900.00	664,100.00	4,014,100.00	679
(141,350.00)			1,085,650.00	866,783.15		866,783.15	218,866.85	218,866.85	680
			250,000.00	250,000.00		250,000.00			681
			8,000,000.00	8,000,000.00		8,000,000.00			682
			250,000.00	50,000.00			200,000.00	200,000.00	683
			1,005,667.98	1,005,667.98		1,005,667.98			684
\$ 195,996.00	\$ 3,481,250.00	\$	\$ 17,363,065.98	\$ 13,087,232.97	\$ 2,985,900.00	\$ 16,073,132.97	\$ 1,289,933.01	\$ 4,771,183.01	685
\$ 440,532.00	\$ 3,481,250.00	\$	\$ 24,682,161.73	\$ 19,743,980.65	\$ 2,985,900.00	\$ 22,729,880.65	\$ 1,952,281.08	\$ 5,433,531.08	686
\$ 143,046.00	\$	\$	\$ 1,328,718.00	\$ 1,328,124.21	\$	\$ 1,328,124.21	\$ 593.79	\$ 593.79	687
			113,552.00	72,726.88		72,726.88	40,825.12	40,825.12	688
(2,798.00)			527,261.00	443,807.92		443,807.92	83,453.08	83,453.08	689
7,008.00			7,883.00	7,882.72		7,882.72	28	28	690
			418,366.00	303,899.62		303,899.62	114,466.38	114,466.38	691
			125,000.00	73,740.60		73,740.60	51,259.40	51,259.40	692
			981,246.00	492,624.49		492,624.49	488,621.51	488,621.51	693
			2,000,000.00	1,612,247.37		1,612,247.37	387,752.63	387,752.63	694
(100,000.00)			100,000.00	100,000.00		100,000.00			695
			284,000.00	284,000.00		284,000.00			696
			6,389,963.00	6,389,963.00		6,389,963.00			697
			250,000.00	250,000.00		250,000.00			698
			869,351.32	869,351.32		869,351.32			699
(705,000.00)			100,000.00	86,671.67		86,671.67	13,328.33	13,328.33	700
			4,272.00	4,272.00		4,272.00			702
			1,000,000.00	922,267.68		922,267.68	77,732.32	77,732.32	703
			25,000.00	10,546.38		10,546.38	14,453.62	14,453.62	704
			400,000.00	32,257.99		32,257.99	367,742.01	367,742.01	705
\$ (657,744.00)	\$	\$	\$ 14,924,612.32	\$ 13,284,383.85	\$	\$ 13,284,383.85	\$ 1,640,228.47	\$ 1,640,228.47	706
\$ 290,700.00	\$	\$	\$ 2,041,420.00	\$ 2,025,771.17	\$	\$ 2,025,771.17	\$ 15,648.83	\$ 15,648.83	707
			21,510.00	18,583.02		18,583.02	2,926.98	2,926.98	708
31,783.00			512,905.00	472,111.02		472,111.02	40,793.98	40,793.98	709
3,124.00			42,856.00	40,417.92		40,417.92	2,438.08	2,438.08	710
			53,000.00	385.26		385.26	52,614.74	52,614.74	711
56,105.00			874,325.00	823,395.12		823,395.12	50,929.88	50,929.88	712
			296,175.17	296,175.17		296,175.17			713
\$ 381,712.00	\$	\$	\$ 3,842,191.17	\$ 3,676,838.68	\$	\$ 3,676,838.68	\$ 165,352.49	\$ 165,352.49	714
\$ 220,123.00	\$	\$	\$ 976,392.00	\$ 966,125.35	\$	\$ 966,125.35	\$ 10,266.65	\$ 10,266.65	715
78,262.00			143,322.00	100,441.95		100,441.95	42,880.05	42,880.05	716
(15,962.00)			502,286.00	405,717.66		405,717.66	96,568.34	96,568.34	717
1,570.00			141,215.00	138,870.34		138,870.34	2,344.66	2,344.66	718
			115,895.92	115,895.92		115,895.92			719
			4,801,166.00	4,748,918.09		4,748,918.09	52,247.91	52,247.91	720
			497,326.00	390,885.55		390,885.55	106,440.45	106,440.45	721
			214,977.00	81,094.32		81,094.32	133,882.68	133,882.68	722
			100,000.00	73,500.00		73,500.00	26,500.00	26,500.00	723

ABSTRACT OF GENERAL REVENUE APPROPRIATIONS

Line No.	Dept. and Div. No.	Acct. No.	NAME OF APPROPRIATION	APPROPRIATIONS			
				Certifications from Prior Year	Less Reversions of July 1, 1980	General Appropriation Act	Other
481-499 EDUCATION, DEPARTMENT OF (Continued)							
483 Office of Deputy Commissioner for Special Programs: (Continued)							
724	0224		Special Categories—Capital Technical Center			186,750.00	
725	0225		Financial Assistance Payments—Seminole Indian Scholars			4,800.00	35,000.00 ¹
726	0235		Financial Assistance Payments—Exceptional Child Scholarships			75,000.00	
727	0240		Special Categories—Development of Teacher Competency Tests			183,000.00	
728	0245		Financial Assistance Payments—Children of Deceased Veterans			50,000.00	
729	0255		Financial Assistance Payments—Florida Student Assistance Grants			9,000,000.00	
730	0265		Financial Assistance Payments—Tuition Assistance Private Post Secondary			4,100,000.00	
731	0270		Special Categories—Implementation of New Professional Procedures			150,000.00	
732	0275		Financial Assistance Payments—Assistance for CLEP Examinations			100,000.00	
733	0280		Special Categories—Radio Reading Service WUSF-FM			36,863.00	
734	0285		Financial Assistance Payments—Florida Academic Scholars Fund			800,000.00	
735	0299		Certifications Forward	690,360.65	101,846.02		
Blind Services—Vocational Rehabilitative Services							
736	0418		FCO—Instructional Television Equipment Grants	372,660.43		564,656.00	
737	0428		FCO—Public Broadcasting Equipment Matching Grants	540,434.00		600,000.00	400,000.00 ²
738	0438		FCO—Public Broadcasting—Prior Year's Equipment Grants	160,372.48			
739	0448		FCO—Public Broadcasting—Satellite Linkup for Radio	33,725.00			
740	0458		FCO—Public Broadcasting WKGC-FM Panama City			269,340.00	
741			Total Office of Deputy Commissioner for Special Programs	\$ 1,916,566.92	\$ 104,964.46	\$ 23,213,100.00	\$ 435,000.00
484 Division of Public Schools							
742	0101		Salaries	\$	\$	\$ 3,364,048.00	\$
743	0103		Other Personal Services			91,864.00	
744	0104		Expenses			648,876.00	
745	0106		Operating Capital Outlay			2,140.00	
746	0120		Instructional Materials Management			152,904.00	
747	0122		Special Categories—Florida Bar Contract			92,479.00	
748	0124		Special Categories—Florida Academy for School Leaders			250,000.00	
749	0130		Aid to Local Governments—Florida Educational Finance Program			1,467,400,000.00	31,238,917.00 ³
750	0140		Assessment and Evaluation			1,580,220.00	
751	0170		Special Categories—Management Information Systems Council			49,911.00	
752	0190		Special Categories—Resource Materials for the Hearing Impaired			78,003.00	
753	0196		Certifications Forward—Aid to Local Governments	366,617.86	61.83		
754	0198		Certifications Forward—Aid to Local Governments	169,107.70			
755	0199		Certifications Forward	1,269,678.93	94,633.67		
756	0210		Special Categories—Visually Handicapped Resources			172,828.00	
757	0220		Special Categories—Public Schools Common Software				672,820.00 ⁴
758	0430		Student Transportation			59,369,375.00	
759	0530		Diagnostic and Resource Centers			744,788.00	
760	0730		Community School Program			2,170,730.00	
761	0830		State School Lunch Program			8,000,000.00	
762	0930		Aid to Local Governments—Educational Improvements Grants			432,480.00	
763	1030		Comprehensive Health Education Program			1,159,683.00	
764	1130		Instructional Materials			30,000,000.00	
765	1230		Aid to Local Governments—District Environmental Education Program			325,437.00	
766	1430		Aid to Local Governments—Student Development Services			19,055,442.00	
767	1730		Aid to Local Governments—State Compensatory Education Supplement			30,226,536.00	
768	1830		Aid to Local Governments—School Volunteer Program			297,000.00	
769	1930		Aid to Local Governments—Law Education Programs			171,094.00	
770	2007		Replacement of School Buses for Public Schools				12,144,040.00 ⁵
771	2030		Aid to Local Governments—Grades K-3—Improvement Program			48,530,000.00	
772	2130		Aid to Local Governments—Sun-Coast Area Teacher Training Program (SCATT)				157,084.00 ⁶
773			Total Division of Public Schools	\$ 1,805,404.49	\$ 94,695.50	\$ 1,674,365,838.00	\$ 44,212,861.00
485 Division of Vocational Education:							
774	0101		Salaries	\$	\$	\$ 1,361,038.00	\$
775	0105		Other Personal Services			20,830.00	
776	0104		Expenses			541,089.00	
777	0106		Operating Capital Outlay			4,345.00	
778	0120		Special Categories—Industry Services			700,000.00	
779	0199		Certifications Forward	41,895.38	4,818.35		
780			Total Division of Vocational Education	\$ 41,895.38	\$ 4,818.35	\$ 2,627,302.00	\$
486 Division of Community Colleges:							
781	0101		Salaries	\$	\$	\$ 766,923.00	\$
782	0103		Other Personal Services			20,700.00	

¹ Authorized by Chapter 79-373, Laws of Florida

² Authorized by Chapter 80-297, Laws of Florida

³ Authorized by Section 24 of 79-212, Laws of Florida

⁴ Authorized by Item 334 of Chapter 79-212, Laws of Florida

ABSTRACT OF GENERAL REVENUE APPROPRIATIONS

Adjustments	Less Appropriations in Reserve	Plus Refunds and Restorations	Total Available	DISBURSEMENTS			Total Available Unexpended	Unexpended Appropriations June 30, 1981	Line No.
				Regular	Transfers	Total			
			186,750.00	178,745.14		178,745.14	8,004.86	8,004.86	724
	4,800.00		35,000.00	22,626.13		22,626.13	12,373.87	17,173.87	725
			75,000.00	68,914.50		68,914.50	6,085.50	6,085.50	726
(48,262.00)			134,738.00	132,219.83		132,219.83	2,518.17	2,518.17	727
			50,000.00	35,702.54		35,702.54	14,297.46	14,297.46	728
			9,000,000.00	8,949,155.51		8,949,155.51	50,844.49	50,844.49	729
995,000.00			5,095,000.00	5,086,142.60		5,086,142.60	8,857.40	8,857.40	730
			150,000.00	135,628.77		135,628.77	14,371.23	14,371.23	731
(95,000.00)			5,000.00				5,000.00	5,000.00	732
			36,863.00	36,863.00		36,863.00			733
(800,000.00)									734
			588,514.63	588,514.63		588,514.63			735
			937,316.43	501,270.69		501,270.69	436,045.74	436,045.74	736
	293,149.00		1,247,285.00	737,023.25		737,023.25	510,261.75	803,410.75	737
			160,372.48	160,370.48		160,370.48	2.00	2.00	738
			33,725.00	19,955.93		19,955.93	13,769.07	13,769.07	739
			269,340.00	269,340.00		269,340.00			740
\$ 335,731.00	\$ 297,949.00	\$	\$ 25,497,484.46	\$ 23,943,922.18	\$	\$ 23,943,922.18	\$ 1,553,562.28	\$ 1,851,511.28	741
\$ 233,550.00	\$	\$	\$ 3,597,598.00	\$ 3,592,873.21	\$	\$ 3,592,873.21	\$ 4,724.79	\$ 4,724.79	742
(3,942.00)			87,922.00	56,852.81		56,852.81	31,069.19	31,069.19	743
4,997.00			653,873.00	623,690.26		623,690.26	30,182.74	30,182.74	744
8,009.00			10,149.00	5,556.58		5,556.58	4,592.42	4,592.42	745
			152,904.00	112,342.92		112,342.92	40,561.08	40,561.08	746
			92,479.00	92,479.00		92,479.00			747
			250,000.00	106,697.34		106,697.34	143,302.66	143,302.66	748
			1,498,638,917.00	1,498,638,917.00		1,498,638,917.00			749
			1,580,220.00	373,090.39		373,090.39	1,207,129.61	1,207,129.61	750
			49,911.00	43,764.45		43,764.45	6,146.55	6,146.55	751
			78,003.00	76,071.10		76,071.10	1,931.90	1,931.90	752
			366,556.03	366,556.03		366,556.03			753
			169,107.70	48,569.28		48,569.28	120,538.42	120,538.42	754
			1,175,045.26	1,175,045.26		1,175,045.26			755
			172,828.00	134,396.59		134,396.59	38,431.41	38,431.41	756
			672,820.00	285,657.34		285,657.34	387,162.66	387,162.66	757
			59,369,375.00	59,369,375.00		59,369,375.00			758
			744,788.00	533,092.58		533,092.58	211,695.42	211,695.42	759
			2,170,730.00	2,166,897.17		2,166,897.17	3,832.83	3,832.83	760
			8,000,000.00	8,000,000.00		8,000,000.00			761
			432,480.00	432,058.00		432,058.00	422.00	422.00	762
			1,159,683.00	1,159,667.00		1,159,667.00	16.00	16.00	763
			30,000,000.00	29,984,822.17		29,984,822.17	15,177.83	15,177.83	764
			325,437.00	325,437.00		325,437.00			765
			19,055,442.00	19,055,442.00		19,055,442.00			766
			30,226,536.00	30,226,536.00		30,226,536.00			767
			297,000.00	257,395.00		257,395.00	39,605.00	39,605.00	768
			171,094.00	171,094.00		171,094.00			769
			12,144,040.00	12,144,040.00		12,144,040.00			770
			48,530,000.00	48,512,284.84		48,512,284.84	17,715.16	17,715.16	771
			157,084.00	157,084.00		157,084.00			772
\$ 242,614.00	\$	\$	\$ 1,720,532,021.99	\$ 1,718,227,784.32	\$	\$ 1,718,227,784.32	\$ 2,304,237.67	\$ 2,304,237.67	773
\$ 144,108.00	\$	\$	\$ 1,505,146.00	\$ 1,502,645.87	\$	\$ 1,502,645.87	\$ 2,500.13	\$ 2,500.13	774
			20,830.00	19,052.54		19,052.54	1,777.46	1,777.46	775
11,818.00			552,907.00	541,419.10		541,419.10	11,487.90	11,487.90	776
			4,345.00	2,280.31		2,280.31	2,064.69	2,064.69	777
			700,000.00	666,452.20		666,452.20	33,547.80	33,547.80	778
			37,077.03	37,077.03		37,077.03			779
\$ 155,926.00	\$	\$	\$ 2,820,305.03	\$ 2,768,927.05	\$	\$ 2,768,927.05	\$ 51,377.98	\$ 51,377.98	780
\$ 63,554.00	\$	\$	\$ 830,477.00	\$ 812,010.98	\$	\$ 812,010.98	\$ 18,466.02	\$ 18,466.02	781
32,000.00			52,700.00	33,281.50		33,281.50	19,418.50	19,418.50	782

ABSTRACT OF GENERAL REVENUE APPROPRIATIONS

Line No.	Dept. and Div. No.	Acct. No.	NAME OF APPROPRIATION	APPROPRIATIONS			
				Certifications from Prior Year	Less Reversions of July 1, 1980	General Appropriation Act	Other
481-499 EDUCATION, DEPARTMENT OF (Continued)							
485 Division of Community Colleges: (Continued)							
783	0104		Expenses			305,667.00	
784	0106		Operating Capital Outlay			2,920.00	
785	0120		Special Categories—Community Colleges—Common Software Applications			250,000.00	
786	0130		Aid to Local Governments—Community College Program Fund			242,043,210.00	
787	0137		Library Books and Technical Equipment for Community Colleges				2,500,000.00 ¹
788	0140		Aid to Local Governments—Miami Dade Emphasis on Excellence Program			100,000.00	
789	0199		Certifications Forward	201,890.40	18,157.84		
790			Total Division of Community Colleges	\$ 201,890.40	\$ 18,157.84	\$ 243,489,420.00	\$ 2,500,000.00
487 Office of Blind Services							
791	0101		Salaries	\$	\$	\$ 1,263,183.00	\$
792	0103		Other Personal Services			34,102.00	
793	0104		Expenses			489,275.00	
794	0106		Operating Capital Outlay			12,884.00	
795	0109		Lump Sum—Vending Stands			245,683.00	
796	0110		Special Categories—Client Services—Vocational Rehabilitation			1,346,515.00	
797	0118		FCO—Florida Regional Library	21,261.00		279,066.00	
798	0128		FCO—Rehabilitation Center for the Blind	6,219.00			
799	0140		Special Categories—Client Services—Medical and Social Services			382,762.00	
800	0191		Data Processing Services			9,277.00	
801	0199		Certifications Forward	173,222.01	62,627.79		
802			Total Office of Blind Services	\$ 200,702.01	\$ 62,627.79	\$ 4,062,747.00	\$
489 Florida School for the Deaf and Blind:							
803	0101		Salaries	\$	\$	\$ 5,095,050.00	\$
804	0103		Other Personal Services			105,350.00	
805	0104		Expenses			1,097,961.00	
806	0106		Operating Capital Outlay			294,884.00	
807	0107		Food Products			249,708.00	
808	0110		Special Categories—Tallahassee Deaf/Blind Program			85,500.00	
809	0119		Lump Sum—Deaf Multihandicapped Program			147,000.00	
810	0120		Special Categories—Teacher Education			4,000.00	
811	0160		Special Categories—Students Home or Weekends Program			208,000.00	
812	0199		Certifications Forward	136,884.03	8,020.79		
813			Total Florida School for the Deaf and Blind	\$ 136,884.03	\$ 8,020.79	\$ 7,287,453.00	\$
490 Division of Universities:							
General Office—							
814	0101		Salaries	\$	\$	\$ 3,713,649.00	\$
815	0103		Other Personal Services			568,523.00	
816	0104		Expenses			1,002,026.00	
817	0106		Operating Capital Outlay			9,901.00	
818	0108		FCO—Construction, Renovations and Equipment, Teaching Hospital Program	627,000.00		4,623,000.00	
819	0120		Special Categories—Nursing Program University of Miami			325,799.00	
820	0121		Special Categories—Social Work Contract—Barry College			147,800.00	
821	0128		FCO—FSU—Mildred and Claude Pepper Library Collection	75,515.00			
822	0148		FCO—Construction, Renovations on Equipment, Teaching Hospital Program			3,500,000.00	
832	0168		FCO—Women's Intercollegiate Athletic Facilities			1,621,579.00	
824	0178		FCO—BOR—Northwest Regional Data Center			2,350,000.00	
825	0186		FCO—SUS Asbestos Removal, Emergency Repairs/Fire Corrections				2,350,000.00 ²
826	0188		Aid to Local Governments—Salary Dali Research Foundation Museum			2,000,000.00	
827	0199		Certifications Forward	463,932.07	172,467.80		
Regional Education—							
828	0610		Special Categories—Regional Education Education			833,950.00	
University of Miami—							
829	0810		Special Categories—First Accredited Medical School			6,517,235.00	
Educational and General Activities—							
830	1201		Salaries			176,031,023.00	
831	1203		Other Personal Services			18,058,204.00	
832	1204		Expenses			54,306,216.00	
833	1206		Operating Capital Outlay			16,072,397.00	5,772,748.00 ³
834	1219		Lump Sum—Star Program			1,000,000.00	
835	1220		Special Categories—Eminent Scholars State University System			5,000,000.00	
836	1221		Special Categories—Quality Improvements Services—SUS			22,905,669.00	
837	1230		Special Categories—UWF Lease Hold Taxation Study				10,000.00
838	1249		Lump Sum—Mildred and Claude Pepper Library Collection			31,535.00	
839	1259		Lump Sum—Women's Intercollegiate Athletics			1,231,417.00	
840	1279		Lump Sum—FAMU Viticulture Program			46,496.00	

¹Authorized by Chapter 80-411, Laws of Florida
²Authorized by Section 24 of Chapter 79-212, Laws of Florida
³Authorized by Chapter 80-368, Laws of Florida

ABSTRACT OF GENERAL REVENUE APPROPRIATIONS

Adjustments	Less Appropriations in Reserve	Plus Refunds and Restorations	Total Available	DISBURSEMENTS			Total Available Unexpended	Unexpended Appropriations June 30, 1981	Line No.
				Regular	Transfers	Total			
(28,726.00)			276,941.00	218,421.87		218,421.87	58,519.13	58,519.13	783
1,750.00			4,670.00	3,983.54		3,983.54	686.46	686.46	784
			250,000.00	105,937.00		105,937.00	144,063.00	144,063.00	785
			242,043,210.00	241,991,048.00		241,991,048.00	52,162.00	52,162.00	786
			2,500,000.00	2,500,000.00		2,500,000.00			787
			100,000.00	100,000.00		100,000.00			788
			183,732.56	183,732.56		183,732.56			789
\$ 68,578.00	\$	\$	\$ 246,241,730.56	\$ 245,948,415.45	\$	\$ 245,948,415.45	\$ 293,315.11	\$ 293,315.11	790
\$ 128,591.00	\$	\$	\$ 1,391,774.00	\$ 1,370,235.55	\$	\$ 1,370,235.55	\$ 21,538.45	\$ 21,538.45	791
			34,102.00	24,623.80		24,623.80	9,478.20	9,478.20	792
9,300.00			498,575.00	444,549.66		444,549.66	54,025.34	54,025.34	793
			12,884.00	8,535.00		8,535.00	4,349.00	4,349.00	794
			245,683.00	238,610.37		238,610.37	7,072.63	7,072.63	795
			1,346,515.00	1,344,450.02		1,344,450.02	2,064.98	2,064.98	796
	82,258.00		218,069.00	164,030.89		164,030.89	54,038.11	136,296.11	797
			6,219.00				6,219.00	6,219.00	798
			382,762.00	382,287.16		382,287.16	474.84	474.84	799
			9,277.00	9,261.49		9,261.49	15.51	15.51	800
			110,594.22	110,594.22		110,594.22			801
\$ 137,891.00	\$ 82,258.00	\$	\$ 4,256,454.22	\$ 4,097,178.16	\$	\$ 4,097,178.16	\$ 159,276.06	\$ 241,534.06	802
\$ 860,341.00	\$	\$	\$ 5,955,391.00	\$ 5,882,426.39	\$	\$ 5,882,426.39	\$ 72,964.61	\$ 72,964.61	803
5,267.00			110,617.00	109,014.52		109,014.52	1,602.48	1,602.48	804
13,730.00			1,111,691.00	1,068,400.23		1,068,400.23	43,290.77	43,290.77	805
7,477.00			302,361.00	246,981.32		246,981.32	55,379.68	55,379.68	806
701.00			250,409.00	224,410.09		224,410.09	25,998.91	25,998.91	807
			85,500.00	81,105.22		81,105.22	4,394.78	4,394.78	808
(147,000.00)			4,000.00	3,730.93		3,730.93	269.07	269.07	809
			208,000.00	176,321.08		176,321.08	31,678.92	31,678.92	810
			128,863.24	128,863.24		128,863.24			812
\$ 740,516.00	\$	\$	\$ 8,156,832.24	\$ 7,921,253.02	\$	\$ 7,921,253.02	\$ 235,579.22	\$ 235,579.22	813
\$ 480,075.00	\$ 49,065.00	\$	\$ 4,144,659.00	\$ 4,080,182.21	\$	\$ 4,080,182.21	\$ 64,476.79	\$ 113,541.79	814
232.00			568,755.00	521,111.93		521,111.93	47,643.07	47,643.07	815
285,029.00			1,287,055.00	1,098,614.37		1,098,614.37	188,440.63	188,440.63	816
50,495.00			60,396.00	58,707.40		58,707.40	1,688.60	1,688.60	817
	4,623,000.00		627,000.00	19,243.02		19,243.02	607,756.98	5,230,756.98	818
(125,000.00)			200,799.00	106,889.00		106,889.00	93,910.00	93,910.00	819
			147,800.00	123,891.60		123,891.60	23,908.40	23,908.40	820
			75,515.00	57.80		57.80	75,457.20	75,457.20	821
	3,500,000.00							3,500,000.00	822
	328,327.00		1,293,252.00	253,467.55		253,467.55	1,039,784.45	1,368,111.45	823
	2,105,420.00		244,580.00	30,108.80		30,108.80	214,471.20	2,319,891.20	824
			2,350,000.00	815,245.29		815,245.29	1,534,754.71	1,534,754.71	825
			2,000,000.00	2,000,000.00		2,000,000.00			826
			291,464.27	291,464.27		291,464.27			827
			833,950.00	801,450.00		801,450.00	32,500.00	32,500.00	828
			6,517,235.00	6,490,294.50		6,490,294.50	26,940.50	26,940.50	829
(176,025,343.00)			5,680.00				5,680.00	5,680.00	830
(18,051,402.00)			6,802.00				6,802.00	6,802.00	831
(54,306,216.00)									832
(21,845,145.00)									833
(1,000,000.00)									834
(22,905,669.00)			5,000,000.00	5,000,000.00		5,000,000.00			835
(10,000.00)									836
(31,525.00)									837
(1,231,417.00)									838
(46,496.00)									839
									840

ABSTRACT OF GENERAL REVENUE APPROPRIATIONS

Line No.	Dept and Div No.	Acct. No.	NAME OF APPROPRIATION	APPROPRIATIONS			
				Certifications from Prior Year	Less Reversions of July 1, 1980	General Appropriation Act	Other
481-499 EDUCATION, DEPARTMENT OF (Continued)							
490 Division of Universities: (Continued)							
Educational and General Activities							
841	1281		Lump Sum—Center for Children with Learning Problems—USF			79,270.00	
842	1285		Lump Sum—School of Business and Industry—FAMU			100,000.00	
843	1286		Lump Sum—WUFT-FM—Radio Station			128,000.00	
Community Hospital Education Program—							
844	1501		Salaries				
845	1503		Other Personal Services				
846	1504		Expenses				
847	1506		Operating Capital Outlay				
848	1510		Special Categories—Community Hospital Education			3,937,984.00	
849	1599		Certifications Forward	467.90	325.33		
850			Total Division of Universities	\$ 1,166,914.97	\$ 172,793.13	\$ 326,141,673.00	\$ 8,132,748.00
491 University of Florida							
Educational and General—							
851	0101		Salaries	\$	\$	\$	\$
852	0103		Other Personal Services				
853	0104		Expenses				
854	0106		Operating Capital Outlay				
855	0108		Fixed Capital Outlay	4,111,713.44			
856	0110		Special Categories—Star Program				
857	0128		FCO—UF Museum Roof Repair				1,300,000.00 ¹
858	0193		Salary Incentive Payment				
859	0199		Certifications Forward	3,538,279.58	74,322.42		
Educational and General Health Center—							
860	0201		Salaries			21,792,281.00	
861	0203		Other Personal Services			1,511,212.00	
862	0204		Expenses			5,266,425.00	
863	0206		Operating Capital Outlay			2,416,158.00	
864	0210		Special Categories—Shands Hospital Contract				
865	0299		Certifications Forward	1,503,748.31	32,914.23		
Engineering and Industrial Experimental Station—							
866	0301		Salaries			811,845.00	
867	0303		Other Personal Services			237,540.00	
868	0304		Expenses			586,115.00	
869	0306		Operating Capital Outlay			72,965.00	
Institute of Food and Agricultural Sciences Administrative—							
870	0501		Salaries			34,733,272.00	
871	0503		Other Personal Services			2,422,805.00	
872	0504		Expenses			9,969,563.00	
873	0506		Operating Capital Outlay			1,799,060.00	
874	0518		FCO—Aquatic Weed Research Building	230,436.90			
875	0547		Scientific and Technical Equipment				2,000,000.00 ¹
876	0599		Certifications Forward	2,371,650.74	107,912.92		
Teaching Hospital and Allied Clinics—							
877	0601		Salaries			3,618,913.00	
878	0603		Other Personal Services			690,185.00	
879	0604		Expenses			2,820,961.00	
880	0606		Operating Capital Outlay			793,990.00	
College of Veterinary Medicine—							
881	0701		Salaries			4,577,595.00	
882	0703		Other Personal Services			295,688.00	
883	0704		Expenses			854,996.00	
884	0706		Operating Capital Outlay			215,120.00	
885	0799		Certifications Forward	308,053.63	4,347.23		
886			Total University of Florida	\$ 12,063,882.60	\$ 219,496.80	\$ 95,486,689.00	\$ 3,300,000.00
492 Florida State University:							
Educational and General—							
887	0101		Salaries	\$	\$	\$	\$
888	0103		Other Personal Services				
889	0104		Expenses				
890	0106		Operating Capital Outlay				
891	0108		Fixed Capital Outlay	3,133,656.63			
892	0110		Special Categories—Star Program				
893	0128		FCO—FSU Law School Library Planning Project				674,078.00 ¹
894	0138		FCO—FSU College of Business Planning Project				600,000.00 ¹
895	0148		FCO—FSU Library Science Equipment				274,000.00 ¹
896	0193		Salary Incentive Payment				
897	0199		Certifications Forward	863,388.44	13.58		
898			Total Florida State University	\$ 3,997,045.07	\$ 13.58	\$	\$ 1,548,078.00

¹ Authorized by Chapter 80-411, Laws of Florida

ABSTRACT OF GENERAL REVENUE APPROPRIATIONS

Adjustments	Less Appropriations in Reserve	Plus Refunds and Restorations	Total Available	DISBURSEMENTS			Total Available Unexpended	Unexpended Appropriations June 30, 1981	Line No.
				Regular	Transfers	Total			
(79,270.00)									841
(100,000.00)									842
(128,000.00)									843
53,863.00			53,863.00	52,401.19		52,401.19	1,461.81	1,461.81	844
5,000.00			5,000.00	377.90		377.90	4,622.10	4,622.10	845
15,000.00			15,000.00	12,331.71		12,331.71	2,668.29	2,668.29	846
500.00			500.00				500.00	500.00	847
(68,860.00)			3,869,124.00	3,868,670.00		3,868,670.00	454.00	454.00	848
			142.57	142.57		142.57			849
<u>\$ (295,064,159.00)</u>	<u>\$ 10,605,812.00</u>	<u>\$</u>	<u>\$ 29,598,571.84</u>	<u>\$ 20,624,651.11</u>	<u>\$ 5,000,000.00</u>	<u>\$ 25,624,651.11</u>	<u>\$ 3,973,920.73</u>	<u>\$ 14,579,732.73</u>	850
\$ 24,042,140.00	\$	\$	\$ 24,042,140.00	\$ 22,945,620.58	\$	\$ 22,945,620.58	\$ 1,096,519.42	\$ 1,096,519.42	351
9,978,922.00			9,978,922.00	9,600,640.79		9,600,640.79	378,281.21	378,281.21	852
19,124,448.00			19,124,448.00	16,828,188.69		16,828,188.69	2,296,259.31	2,296,259.31	853
6,159,935.00			6,159,935.00	5,077,710.11		5,077,710.11	1,082,224.89	1,082,224.89	854
			4,111,713.44	2,473,906.05		2,473,906.05	1,637,807.39	1,637,807.39	855
243,000.00			243,000.00	243,000.00		243,000.00			856
	1,300,000.00							1,300,000.00	857
49,500.00			49,500.00	45,518.11		45,518.11	3,981.89	3,981.89	858
			3,463,957.16	3,463,957.16		3,463,957.16			859
3,245,013.00			25,037,294.00	24,493,791.30		24,493,791.30	543,502.70	543,502.70	860
			1,511,212.00	1,367,496.44		1,367,496.44	143,715.56	143,715.56	861
589,575.00			5,856,000.00	5,400,716.74		5,400,716.74	455,283.26	455,283.26	862
(374,467.00)			2,041,691.00	1,654,635.69		1,654,635.69	387,055.31	387,055.31	863
7,924,049.00			7,924,049.00	7,924,049.00		7,924,049.00			864
			1,470,834.08	1,470,834.08		1,470,834.08			865
			811,845.00	811,845.00		811,845.00			866
			237,540.00	237,540.00		237,540.00			867
			586,115.00	586,115.00		586,115.00			868
			72,965.00	72,965.00		72,965.00			869
6,557,133.00			41,290,405.00	39,867,331.21		39,867,331.21	1,423,073.79	1,423,073.79	870
126,152.00			2,548,957.00	2,398,035.58		2,398,035.58	150,921.42	150,921.42	871
291,627.00			10,261,190.00	8,775,575.67		8,775,575.67	1,485,614.33	1,485,614.33	872
105,191.00			1,904,251.00	1,594,914.15		1,594,914.15	309,336.85	309,336.85	873
			230,436.90	223,943.45		223,943.45	6,493.45	6,493.45	874
			2,000,000.00	1,151,408.74		1,151,408.74	848,591.26	848,591.26	875
			2,263,737.82	2,263,737.82		2,263,737.82			876
(3,618,913.00)									877
(690,185.00)									878
(2,820,961.00)									879
(793,990.00)									880
569,411.00			5,147,006.00	4,730,273.09		4,730,273.09	416,732.91	416,732.91	881
44,353.00			340,041.00	318,078.56		318,078.56	21,962.44	21,962.44	882
44,245.00			899,241.00	853,249.66		853,249.66	45,991.34	45,991.34	883
			215,120.00	157,436.37		157,436.37	57,683.63	57,683.63	884
			303,706.40	303,706.40		303,706.40			885
<u>\$ 70,796,178.00</u>	<u>\$ 1,300,000.00</u>	<u>\$</u>	<u>\$ 180,127,252.80</u>	<u>\$ 167,336,220.44</u>	<u>\$</u>	<u>\$ 167,336,220.44</u>	<u>\$ 12,791,032.36</u>	<u>\$ 14,091,032.36</u>	886
\$ 56,271,212.00	\$	\$	\$ 56,271,212.00	\$ 55,794,815.29	\$	\$ 55,794,815.29	\$ 476,396.71	\$ 476,396.71	887
6,932,929.00			6,932,929.00	6,869,140.63		6,869,140.63	63,788.37	63,788.37	888
12,335,571.00			12,335,571.00	12,331,959.07		12,331,959.07	3,611.93	3,611.93	889
4,455,127.00			4,455,127.00	4,311,579.88		4,311,579.88	143,547.12	143,547.12	890
			3,133,656.63	2,415,179.74		2,415,179.74	718,476.89	718,476.89	891
313,500.00			313,500.00	313,500.00		313,500.00			892
	431,040.00		243,038.00	50,769.80		50,769.80	192,268.20	623,308.20	893
	43,000.00		557,000.00				557,000.00	600,000.00	894
			274,000.00	3,398.53		3,398.53	270,601.47	270,601.47	895
37,800.00			37,800.00	33,728.83		33,728.83	4,071.17	4,071.17	896
			863,374.86	863,374.86		863,374.86			897
<u>\$ 80,346,139.00</u>	<u>\$ 474,040.00</u>	<u>\$</u>	<u>\$ 85,417,208.49</u>	<u>\$ 82,987,446.63</u>	<u>\$</u>	<u>\$ 82,987,446.63</u>	<u>\$ 2,429,761.86</u>	<u>\$ 2,903,801.86</u>	898

ABSTRACT OF GENERAL REVENUE APPROPRIATIONS

Line No.	Dept. and Div. No.	Acct. No.	NAME OF APPROPRIATION	APPROPRIATIONS			
				Certifications from Prior Year	Less Reversions of July 1, 1980	General Appropriation Act	Other
481-499			EDUCATION, DEPARTMENT OF (Continued)				
493			Florida Agricultural and Mechanical University:				
			Educational and General—				
899	0101		Salaries	\$	\$	\$	\$
900	0103		Other Personal Services
901	0104		Expenses
902	0106		Operating Capital Outlay
903	0108		Fixed Capital Outlay	519,065.63
904	0193		Salary Incentive Payment
905	0199		Certifications Forward	975,291.72	130.51
906			Total Florida Agricultural and Mechanical University	\$ 1,494,357.35	\$ 130.51	\$	\$
494			University of Central Florida:				
			Educational and General—				
907	0101		Salaries	\$	\$	\$	\$
908	0103		Other Personal Services
909	0104		Expenses
910	0106		Operating Capital Outlay
911	0108		Fixed Capital Outlay	393,432.03
912	0110		Special Categories—Star Program
913	0118		FCO—UCF Library Remodeling	260,314.00 ¹
914	0128		FCO—UCF Library Phase II	440,000.00 ¹
915	0138		FCO—UCF Computing Center	247,000.00 ¹
916	0193		Salary Incentive Payment
917	0199		Certifications Forward	1,322,548.33	644.28
918			Total University of Central Florida	\$ 1,715,980.36	\$ 644.28	\$	\$ 947,314.00
495			University of South Florida:				
			Educational and General—				
919	0101		Salaries	\$	\$	\$	\$
920	0103		Other Personal Services
921	0104		Expenses
922	0106		Operating Capital Outlay
923	0108		Fixed Capital Outlay	2,616,880.58
924	0110		Special Categories—Star Program
925	0193		Salary Incentive Payment
926	0199		Certifications Forward	4,798,265.35	427.52
			Medical Center—				
927	0201		Salaries	11,662,212.00
928	0203		Other Personal Services	923,353.00
929	0204		Expenses	2,210,433.00
930	0206		Operating Capital Outlay	827,285.00
931	0218		FCO—USF Cancer Research Facility	600,000.00 ¹
932	0293		Salary Incentive Payment
933	0299		Certifications Forward	1,020,556.09	59,440.88
934			Total University of South Florida	\$ 8,435,702.02	\$ 59,868.40	\$ 15,623,283.00	\$ 600,000.00
496			Florida Atlantic University:				
			Educational and General—				
935	0101		Salaries	\$	\$	\$	\$
936	0103		Other Personal Services
937	0104		Expenses
938	0106		Operating Capital Outlay
939	0108		Fixed Capital Outlay	436,162.70
940	0110		Special Categories—Star Program
941	0193		Salary Incentive Payment
942	0199		Certifications Forward	730,048.57	836.73
943			Total Florida Atlantic University	\$ 1,166,211.27	\$ 836.73	\$	\$
497			University of West Florida:				
			Educational and General—				
944	0101		Salaries	\$	\$	\$	\$
945	0103		Other Personal Services
946	0104		Expenses
947	0106		Operating Capital Outlay
948	0108		Fixed Capital Outlay	261,979.62
949	0118		FCO—UWF Library Conversion Phase II	325,000.00 ¹
950	0130		Special Categories—Leasehold Taxation Study
951	0193		Salary Incentive Payment
952	0199		Certifications Forward	720,916.66	19,484.83
953			Total University of West Florida	\$ 982,896.28	\$ 19,484.83	\$	\$ 325,000.00

¹Authorized by Chapter 80-411, Laws of Florida

ABSTRACT OF GENERAL REVENUE APPROPRIATIONS

Adjustments	Less Appropriations in Reserve	Plus Refunds and Restorations	Total Available	DISBURSEMENTS			Total Available Unexpended	Unexpended Appropriations June 30, 1981	Line No.
				Regular	Transfers	Total			
\$ 15,554,929.00	\$	\$	\$ 15,554,929.00	\$ 15,262,315.21	\$	\$ 15,262,315.21	\$ 292,613.79	\$ 292,613.79	899
1,213,928.00	1,213,928.00	1,178,709.23	1,178,709.23	35,218.77	35,218.77	900
3,228,021.00	3,228,021.00	2,524,567.07	2,524,567.07	703,453.93	703,453.93	901
1,270,799.00	1,270,799.00	857,497.79	857,497.79	413,301.21	413,301.21	902
.....	519,065.63	519,065.63	519,065.63	903
8,410.00	8,410.00	7,619.75	7,619.75	790.25	790.25	904
.....	975,161.21	975,161.21	975,161.21	905
<u>\$ 21,276,087.00</u>	<u>\$</u>	<u>\$</u>	<u>\$ 22,770,313.84</u>	<u>\$ 21,324,935.89</u>	<u>\$</u>	<u>\$ 21,324,935.89</u>	<u>\$ 1,445,377.95</u>	<u>\$ 1,445,377.95</u>	<u>906</u>
\$ 22,422,633.00	\$	\$	\$ 22,422,633.00	\$ 22,024,600.08	\$	\$ 22,024,600.08	\$ 398,032.92	\$ 398,032.92	907
2,691,857.00	2,691,857.00	2,553,029.65	2,553,029.65	138,827.35	138,827.35	908
5,407,607.00	5,407,607.00	4,615,394.86	4,615,394.86	792,212.14	792,212.14	909
2,299,715.00	2,299,715.00	1,750,859.77	1,750,859.77	548,855.23	548,855.23	910
.....	393,432.03	311,456.87	311,456.87	81,975.16	81,975.16	911
51,500.00	51,500.00	51,500.00	51,500.00	912
.....	260,314.00	260,314.00	260,314.00	913
.....	55,250.00	384,750.00	384,750.00	440,000.00	914
.....	247,000.00	236,621.15	236,621.15	10,378.85	10,378.85	915
15,300.00	15,300.00	14,067.97	14,067.97	1,232.03	1,232.03	916
.....	1,321,904.05	1,321,904.05	1,321,904.05	917
<u>\$ 32,888,612.00</u>	<u>\$ 55,250.00</u>	<u>\$</u>	<u>\$ 35,496,012.08</u>	<u>\$ 32,879,434.40</u>	<u>\$</u>	<u>\$ 32,879,434.40</u>	<u>\$ 2,616,577.68</u>	<u>\$ 2,671,827.68</u>	<u>918</u>
\$ 22,928,562.00	\$	\$	\$ 22,928,562.00	\$ 22,249,915.78	\$	\$ 22,249,915.78	\$ 678,646.22	\$ 678,646.22	919
4,608,371.00	4,608,371.00	4,439,377.53	4,439,377.53	168,993.47	168,993.47	920
9,837,462.00	9,837,462.00	9,243,487.20	9,243,487.20	593,974.80	593,974.80	921
3,587,651.00	3,587,651.00	3,038,004.76	3,038,004.76	549,646.24	549,646.24	922
.....	2,616,880.58	2,025,416.94	2,025,416.94	591,463.64	591,463.64	923
270,000.00	270,000.00	270,000.00	270,000.00	924
46,300.00	46,300.00	43,531.37	43,531.37	2,768.63	2,768.63	925
.....	4,797,837.83	4,797,837.83	4,797,837.83	926
1,423,067.00	13,085,279.00	12,032,209.34	12,032,209.34	1,053,069.66	1,053,069.66	927
238,502.00	1,161,855.00	889,735.50	889,735.50	272,119.50	272,119.50	928
137,674.00	2,348,107.00	2,033,900.23	2,033,900.23	314,206.77	314,206.77	929
41,364.00	868,649.00	654,375.54	654,375.54	214,273.46	214,273.46	930
.....	600,000.00	482,077.30	482,077.30	117,922.70	117,922.70	931
4,612.00	4,612.00	4,154.96	4,154.96	457.04	457.04	932
.....	961,115.21	961,115.21	961,115.21	933
<u>\$ 43,123,565.00</u>	<u>\$</u>	<u>\$</u>	<u>\$ 67,722,681.62</u>	<u>\$ 62,895,139.49</u>	<u>\$ 270,000.00</u>	<u>\$ 63,165,139.49</u>	<u>\$ 4,557,542.13</u>	<u>\$ 4,557,542.13</u>	<u>934</u>
\$ 18,330,419.00	\$	\$	\$ 18,330,419.00	\$ 18,054,899.56	\$	\$ 18,054,899.56	\$ 275,519.44	\$ 275,519.44	935
1,155,861.00	1,155,861.00	1,127,797.33	1,127,797.33	28,063.67	28,063.67	936
2,945,812.00	2,945,812.00	2,765,223.10	2,765,223.10	180,588.90	180,588.90	937
1,164,333.00	1,164,333.00	1,103,999.62	1,103,999.62	60,333.38	60,333.38	938
.....	436,162.70	347,433.98	347,433.98	88,728.72	88,728.72	939
82,000.00	82,000.00	81,884.65	81,884.65	115.35	115.35	940
17,300.00	17,300.00	15,742.12	15,742.12	1,557.88	1,557.88	941
.....	729,211.84	729,211.84	729,211.84	942
<u>\$ 23,695,725.00</u>	<u>\$</u>	<u>\$</u>	<u>\$ 24,861,099.54</u>	<u>\$ 24,226,192.20</u>	<u>\$</u>	<u>\$ 24,226,192.20</u>	<u>\$ 634,907.34</u>	<u>\$ 634,907.34</u>	<u>943</u>
\$ 13,680,895.00	\$	\$	\$ 13,680,895.00	\$ 13,432,247.81	\$	\$ 13,432,247.81	\$ 248,647.19	\$ 248,647.19	944
966,575.00	966,575.00	925,765.06	925,765.06	40,809.94	40,809.94	945
2,923,061.00	2,923,061.00	2,461,924.31	2,461,924.31	461,136.69	461,136.69	946
1,295,256.00	1,295,256.00	996,719.26	996,719.26	298,536.74	298,536.74	947
.....	261,979.62	175,899.42	175,899.42	86,080.20	86,080.20	948
.....	325,000.00	325,000.00	325,000.00	949
10,000.00	10,000.00	9,864.64	9,864.64	135.36	135.36	950
11,300.00	11,300.00	9,948.46	9,948.46	1,351.54	1,351.54	951
<u>\$</u>	<u>\$</u>	<u>\$</u>	<u>\$ 701,431.83</u>	<u>\$ 701,431.83</u>	<u>\$</u>	<u>\$ 701,431.83</u>	<u>\$</u>	<u>\$</u>	<u>952</u>
<u>\$ 18,887,087.00</u>	<u>\$</u>	<u>\$</u>	<u>\$ 20,175,498.45</u>	<u>\$ 18,713,800.79</u>	<u>\$</u>	<u>\$ 18,713,800.79</u>	<u>\$ 1,461,697.66</u>	<u>\$ 1,461,697.66</u>	<u>953</u>

ABSTRACT OF GENERAL REVENUE APPROPRIATIONS

Line No.	Dept. and Div. No.	Acct. No.	NAME OF APPROPRIATION	APPROPRIATIONS			
				Certifications from Prior Year	Less Reversions of July 1, 1980	General Appropriation Act	Other
481-499			EDUCATION, DEPARTMENT OF (Continued)				
498			Florida International University:				
			Educational and General—				
954	0101		Salaries	\$	\$	\$	\$
955	0103		Other Personal Services
956	0104		Expenses
957	0106		Operating Capital Outlay
958	0108		Fixed Capital Outlay	524,895.86
959	0110		Special Categories—Star Program
960	0118		FCO—FIU Student Support Services Building Project	3,000,000.00 ¹
961	0128		FCO—FIU North Academic II	1,500,000.00 ¹
962	0138		FCO—FIU Athenaeum Completion	850,000.00 ¹
963	0193		Salary Incentive Payment
964	0199		Certifications Forward	1,270,688.43	30,217.39
965			Total Florida International University	\$ 1,795,584.29	\$ 30,217.39	\$	\$ 5,350,000.00
499			University of North Florida:				
			Educational and General—				
966	0101		Salaries	\$	\$	\$	\$
967	0103		Other Personal Services
968	0104		Expenses
969	0106		Operating Capital Outlay
970	0108		Fixed Capital Outlay	554,110.50
971	0193		Salary Incentive Payment
972	0199		Certifications Forward	166,769.71	57.58
973			Total University of North Florida	\$ 720,880.21	\$ 57.58	\$	\$
974			TOTAL DEPARTMENT OF EDUCATION	\$ 39,211,810.76	\$ 1,000,314.58	\$ 2,409,674,814.00	\$ 67,851,001.00
510-519			ADMINISTRATION, DEPARTMENT OF				
510			Office of the Secretary:				
975	0101		Salaries	\$	\$	\$ 410,258.00	\$
976	0103		Other Personal Services
977	0104		Expenses	97,631.00
978	0106		Operating Capital Outlay	703.00
979	0119		Lump Sum—Matching Funds Program for Energy Conversion in Schools, Hospital and Local Government	38,090.00
980	0191		Data Processing Services	\$	\$	\$ 5,268.00	\$
981			Total Office of the Secretary	\$	\$	\$ 551,950.00	\$
511			Division of Budget:				
982	0101		Salaries	\$	\$	\$ 1,397,110.00	\$
983	0103		Other Personal Services	22,225.00
984	0104		Expenses	158,892.00
985	0106		Operating Capital Outlay	14,627.00
986	0110		Special Category—Municipal and County Population Estimates	73,667.00
987	0120		Special Categories—Cost-of-Living Price Survey	182,773.00
988	0191		Data Processing Services	2,000.00
989			Total Division of Budget	\$	\$	\$ 1,851,294.00	\$
512			Division of State Planning:				
990	0101		Salaries	\$	\$	\$ 1,383,520.00	\$
991	0103		Other Personal Services	10,001.00
992	0104		Expenses	280,531.00
993	0106		Operating Capital Outlay	1,357.00
994	0130		Aid to Local Government—Regional Planning Councils	500,000.00
995	0191		Data Processing Services	22,296.00
996			Total Division of State Planning	\$	\$	\$ 2,197,705.00	\$
514			Division of Administrative Hearings:				
997	0101		Salaries	\$	\$	\$ 478,876.00	\$
998	0103		Other Personal Services	4,000.00
999	0104		Expenses	109,382.00
1000	0106		Operating Capital Outlay	10,554.00
1001	0199		Certifications Forward	13,995.94	44.93
1002			Total Division of Administrative Hearings	\$ 13,995.94	\$ 44.93	\$ 602,812.00	\$
515			Division of Personnel:				
1003	0109		Lump Sum—Transfer to State Personnel System Trust Fund	\$	\$	\$ 252,000.00	\$
1004	0110		Special Category—Administrative Management Training Project	50,000.00

¹Authorized by Chapter 80-411, Laws of Florida

ABSTRACT OF GENERAL REVENUE APPROPRIATIONS

Adjustments	Less Appropriations in Reserve	Plus Refunds and Restorations	Total Available	DISBURSEMENTS			Total Available Unexpended	Unexpended Appropriations June 30, 1981	Line No.
				Regular	Transfers	Total			
\$ 24,927,309.00	\$	\$	\$ 24,927,309.00	\$ 24,523,812.52	\$	\$ 24,523,812.52	\$ 403,496.48	\$ 403,496.48	954
2,154,493.00	2,154,493.00	2,069,645.68	2,069,645.68	84,847.32	84,847.32	955
5,776,894.00	5,776,894.00	5,154,090.28	5,154,090.28	622,803.72	622,803.72	956
1,712,626.00	1,712,626.00	1,444,360.75	1,444,360.75	268,265.25	268,265.25	957
40,000.00	524,895.86	359,474.10	359,474.10	165,421.76	165,421.76	958
627,098.00	40,000.00	40,000.00	40,000.00	959
395,797.77	2,372,902.00	506,131.76	506,131.76	1,866,770.24	2,493,868.24	960
37,500.00	1,104,202.23	1,104,202.23	1,500,000.00	961
29,700.00	812,500.00	30,569.10	30,569.10	781,930.90	819,430.90	962
.....	29,700.00	23,376.61	23,376.61	6,323.39	6,323.39	963
.....	1,240,471.04	1,240,471.04	1,240,471.04	964
<u>\$ 34,641,022.00</u>	<u>\$ 1,060,395.77</u>	<u>\$</u>	<u>\$ 40,695,993.13</u>	<u>\$ 35,391,931.84</u>	<u>\$</u>	<u>\$ 35,391,931.84</u>	<u>\$ 5,304,061.29</u>	<u>\$ 6,364,457.06</u>	965
\$ 10,737,691.00	\$	\$	\$ 10,737,691.00	\$ 10,737,677.99	\$	\$ 10,737,677.99	\$ 13.01	\$ 13.01	966
594,453.00	594,453.00	593,906.20	593,906.20	546.80	546.80	967
1,934,645.00	1,934,645.00	1,813,397.45	1,813,397.45	121,247.55	121,247.55	968
988,007.00	988,007.00	790,281.85	790,281.85	197,725.15	197,725.15	969
13,100.00	554,110.50	314,831.46	314,831.46	239,279.04	239,279.04	970
.....	13,100.00	11,360.55	11,360.55	1,739.45	1,739.45	971
.....	166,712.13	166,712.13	166,712.13	972
<u>\$ 14,267,896.00</u>	<u>\$</u>	<u>\$</u>	<u>\$ 14,988,718.63</u>	<u>\$ 14,428,167.63</u>	<u>\$</u>	<u>\$ 14,428,167.63</u>	<u>\$ 560,551.00</u>	<u>\$ 560,551.00</u>	973
\$ 46,263,376.00	\$ 13,875,704.77	\$	\$ 2,548,124,982.41	\$ 2,500,676,623.13	\$ 5,270,000.00	\$ 2,505,946,623.13	\$ 42,178,359.28	\$ 56,054,064.05	974
\$ (342,333.00)	\$	\$	\$ 67,925.00	\$ 67,925.00	\$	\$ 67,925.00	\$	\$	975
15,000.00	15,000.00	15,000.00	15,000.00	976
(83,262.00)	14,369.00	9,837.17	9,837.17	4,531.83	4,531.83	977
(38,090.00)	703.00	703.00	703.00	978
(5,000.00)	268.00	268.00	268.00	979
<u>\$ (453,685.00)</u>	<u>\$</u>	<u>\$</u>	<u>\$ 98,265.00</u>	<u>\$ 78,465.17</u>	<u>\$</u>	<u>\$ 78,465.17</u>	<u>\$ 19,799.83</u>	<u>\$ 19,799.83</u>	980
\$ (1,397,110.00)	\$	\$	\$	\$	\$	\$	\$	\$	982
(22,225.00)	983
(158,892.00)	984
(14,627.00)	985
(73,667.00)	986
(182,773.00)	987
(2,000.00)	988
<u>\$ (1,851,294.00)</u>	<u>\$</u>	<u>\$</u>	<u>\$</u>	<u>\$</u>	<u>\$</u>	<u>\$</u>	<u>\$</u>	<u>\$</u>	989
\$ (1,383,520.00)	\$	\$	\$	\$	\$	\$	\$	\$	990
(10,001.00)	991
(280,531.00)	992
(1,357.00)	993
(500,000.00)	994
(22,296.00)	995
<u>\$ (2,197,705.00)</u>	<u>\$</u>	<u>\$</u>	<u>\$</u>	<u>\$</u>	<u>\$</u>	<u>\$</u>	<u>\$</u>	<u>\$</u>	996
\$ 110,299.00	\$	\$	\$ 589,175.00	\$ 588,062.29	\$	\$ 588,062.29	\$ 1,112.71	\$ 1,112.71	997
3,480.00	4,000.00	3,645.75	3,645.75	354.25	354.25	998
.....	112,862.00	107,834.86	107,834.86	5,027.14	5,027.14	999
.....	10,554.00	4,760.50	4,760.50	5,793.50	5,793.50	1000
.....	13,951.01	13,951.01	13,951.01	1001
<u>\$ 113,779.00</u>	<u>\$</u>	<u>\$</u>	<u>\$ 730,542.01</u>	<u>\$ 718,254.41</u>	<u>\$</u>	<u>\$ 718,254.41</u>	<u>\$ 12,287.60</u>	<u>\$ 12,287.60</u>	1002
\$	\$	\$	\$ 252,000.00	\$ 79,612.33	\$	\$ 79,612.33	\$ 172,387.67	\$ 172,387.67	1003
.....	50,000.00	5,000.00	5,000.00	45,000.00	45,000.00	1004

ABSTRACT OF GENERAL REVENUE APPROPRIATIONS

Line No.	Dept. and Div. No.	Acct. No.	NAME OF APPROPRIATION	APPROPRIATIONS			
				Certifications from Prior Year	Less Reversions of July 1, 1980	General Appropriation Act	Other
510-518 ADMINISTRATION, DEPARTMENT OF (Continued)							
515 Division of Personnel: (Continued)							
1005	0120		Special Categories—Personnel Enhancements	\$	\$	\$ 450,263.00	\$
1006	0199		Certifications Forward	498,034.72	86,807.31		
1007			Total Division of Personnel	\$ 498,034.72	\$ 86,807.32	\$ 752,263.00	\$
516 Division of Retirement:							
1008	0101		Salaries	\$	\$	\$	\$
1009	0103		Other Personal Services				
1010	0104		Expenses				
1011	0106		Operating Capital Outlay				
1012	0109		Lump Sum—Local Retirement System Monitoring			250,000.00	
1013	0110		Special Categories—Elected State Officers—Retirement Matching			50,000.00	
1014	0140		Special Categories—Bonus for Retirees				10,100,000.00
1015	0191		Data Processing Services				
1016	0199		Certifications Forward	13,985.27			
Teachers Special Pensions—							
1017	0447		Pensions and Benefits			100,000.00	
State Officers and Employers—							
1018	0547		Pensions and Benefits			2,400,000.00	
Disability Benefits to Justices and Judges—							
1019	0647		Pensions and Benefits			85,000.00	
Confederate Pensions—							
1020	0747		Pensions and Benefits			19,000.00	
Special Pensions and Relief Act—							
1021	0847		Pensions and Benefits—Special Pensions and Relief Acts			19,000.00	
Pensions and Benefits—							
1022	0942		Minimum Benefits Adjustment			2,200,000.00	1,500,000.00 ¹
Florida National Guard—							
1023	1047		Pensions and Benefits			270,000.00	72,000.00 ²
1024			Total Division of Retirement	\$ 13,985.27	\$	\$ 5,393,000.00	\$ 11,672,000.00
518 Commission on Human Relations:							
1025	0101		Salaries	\$	\$	\$	\$
1026	0104		Expenses				
1027	0106		Operating Capital Outlay				
1028	0199		Certifications Forward	856.25	105.00		
1029			Total Commission on Human Relations	\$ 856.25	\$ 105.00	\$	\$
1030			TOTAL DEPARTMENT OF ADMINISTRATION	\$ 526,872.18	\$ 86,957.24	\$ 11,349,024.00	\$ 11,672,000.00
520-529 VETERAN AND COMMUNITY AFFAIRS, DEPARTMENT OF							
520 Office of the Secretary:							
1031	0101		Salaries	\$	\$	\$ 389,987.00	\$
1032	0104		Expenses			15,211.00	
1033	0130		Aid to Local Government—Regional Planning Council				
1034	0199		Certifications Forward	12,602.21			
Commission on Human Relations—							
1035	0201		Salaries			452,558.00	
1036	0204		Expenses			123,492.00	
1037			Total Office of the Secretary	\$ 12,602.21	\$	\$ 981,248.00	\$
Office of Community Services:							
1038	0101		Salaries	\$	\$	\$ 145,538.00	\$
1039	0104		Expenses			57,381.00	
1040	0106		Operating Capital Outlay			3,133.00	
1041	0132		Aid to Local Government—For Transfer to the Community Services Trust Fund			1,000,000.00	
1042	0134		Aid to Local Government—Commission on Spanish Speaking Populace			157,410.00	
1043	0199		Certifications Forward	778.58	209.26		
1044			Total Office of Community Services	\$ 778.58	\$ 209.26	\$ 1,363,462.00	\$
523 Division of Disaster Preparedness:							
1045	0101		Salaries	\$	\$	\$ 248,885.00	\$
1046	0103		Other Personal Services			3,189.00	
1047	0104		Expenses			79,894.00	
1048	0106		Operating Capital Outlay			10,529.00	
1049	0110		Special Categories—for Payment to the Florida Wing of Civil Air Patrol			50,000.00	
1050			Total Division of Disaster Preparedness	\$	\$	\$ 392,497.00	\$

¹Authorized by Chapter 80-242, Laws of Florida

²Authorized by section 250.22, Florida Statutes

ABSTRACT OF GENERAL REVENUE APPROPRIATIONS

Adjustments	Less Appropriations in Reserve	Plus Refunds and Restorations	Total Available	DISBURSEMENTS			Total Available Unexpended	Unexpended Appropriations June 30, 1981	Line No.
				Regular	Transfers	Total			
\$	\$ 100,133.00	\$	\$ 350,130.00	\$ 280,193.04	\$	\$ 280,193.04	\$ 69,936.96	170,069.96	1005
.....	411,227.41	411,227.41	411,227.41	1006
\$	\$ 100,133.00	\$	\$ 1,063,357.41	\$ 776,032.78	\$	\$ 776,032.78	\$ 287,324.63	\$ 387,457.63	1007
\$ 152,408.00	\$	\$	\$ 152,408.00	\$ 117,737.82	\$	\$ 117,737.82	\$ 34,670.18	\$ 34,670.18	1008
82,000.00	82,000.00	38,648.00	38,648.00	43,352.00	43,352.00	1009
31,102.00	31,102.00	24,183.65	24,183.65	6,918.35	6,918.35	1010
280.00	280.00	57.00	57.00	223.00	223.00	1011
(250,000.00)	1012
.....	50,000.00	20,093.30	20,093.30	29,906.70	29,906.70	1013
.....	10,100,000.00	10,065,900.00	10,065,900.00	34,100.00	34,100.00	1014
16,200.00	16,200.00	3,270.00	3,270.00	12,930.00	12,930.00	1015
.....	13,985.27	13,985.27	13,985.27	1016
.....	100,000.00	93,136.96	93,136.96	6,863.04	6,863.04	1017
.....	2,400,000.00	1,852,819.09	1,852,819.09	547,180.91	547,180.91	1018
.....	85,000.00	81,619.41	81,619.41	3,380.59	3,380.59	1019
.....	19,000.00	12,767.22	12,767.22	6,232.78	6,232.78	1020
.....	19,000.00	15,067.52	15,067.52	3,932.48	3,932.48	1021
.....	3,700,000.00	3,361,123.57	3,361,123.57	338,876.43	338,876.43	1022
.....	342,000.00	325,803.45	325,803.45	16,196.55	16,196.55	1023
\$ 31,990.00	\$	\$	\$ 17,110,975.27	\$ 16,026,212.26	\$	\$ 16,026,212.26	\$ 1,084,763.01	\$ 1,084,763.01	1024
\$ 500,515.00	\$	\$	\$ 500,515.00	\$ 460,080.79	\$	\$ 460,080.79	\$ 40,434.21	\$ 40,434.21	1025
126,615.00	126,615.00	125,268.49	125,268.49	1,346.51	1,346.51	1026
500.00	500.00	104.00	104.00	396.00	396.00	1027
.....	751.25	751.25	751.25	1028
\$ 627,630.00	\$	\$	\$ 628,381.25	\$ 586,204.53	\$	\$ 586,204.53	\$ 42,176.72	\$ 42,176.72	1029
\$ (3,729,285.00)	\$ 100,133.00	\$	\$ 19,631,520.94	\$ 18,185,169.15	\$	\$ 18,185,169.15	\$ 1,446,351.79	\$ 1,546,484.79	1030
\$ 181,260.00	\$	\$	\$ 571,247.00	\$ 571,154.34	\$	\$ 571,154.34	\$ 92.66	\$ 92.66	1031
10,946.00	26,157.00	24,770.02	24,770.02	1,386.98	1,386.98	1032
500,000.00	500,000.00	499,999.94	499,999.94	.06	.06	1033
.....	12,602.21	12,602.21	12,602.21	1034
(452,558.00)	1035
(123,492.00)	1036
\$ 116,156.00	\$	\$	\$ 1,110,006.21	\$ 1,108,526.51	\$	\$ 1,108,526.51	\$ 1,479.70	\$ 1,479.70	1037
\$ 29,880.00	\$	\$	\$ 175,418.00	\$ 160,795.21	\$	\$ 160,795.21	\$ 14,622.79	\$ 14,622.79	1038
2,881.00	60,262.00	44,877.08	44,877.08	15,384.92	15,384.92	1039
.....	3,133.00	470.00	470.00	2,663.00	2,663.00	1040
.....	1,000,000.00	1,000,000.00	1,000,000.00	1041
(157,410.00)	1042
.....	569.32	569.32	569.32	1043
\$ (124,649.00)	\$	\$	\$ 1,239,382.32	\$ 206,711.61	\$ 1,000,000.00	\$ 1,206,711.61	\$ 32,670.71	\$ 32,670.71	1044
\$ (248,885.00)	\$	\$	\$	\$	\$	\$	\$	\$	1045
(3,189.00)	1046
(79,894.00)	1047
(10,529.00)	1048
(50,000.00)	1049
\$ (392,497.00)	\$	\$	\$	\$	\$	\$	\$	\$	1050

ABSTRACT OF GENERAL REVENUE APPROPRIATIONS

Line No.	Dept. and Div. No.	Acct. No.	NAME OF APPROPRIATION	APPROPRIATIONS			
				Certifications from Prior Year	Less Reversions of July 1, 1980	General Appropriation Act	Other
520-529 VETERAN AND COMMUNITY AFFAIRS, DEPARTMENT OF (Continued)							
524 Division of Veterans' Affairs:							
1051	0101		Salaries	\$	\$	\$ 793,121.00	\$
1052	0104		Expenses			62,654.00	
1053	0106		Operating Capital Outlay			8,072.00	
1054	0199		Certifications Forward	2,042.27	604.66		
1055			Total Division of Veterans' Affairs	\$ 2,042.27	\$ 604.66	\$ 863,847.00	\$
525 Division of Technical Assistance:							
1056	0101		Salaries	\$	\$	\$ 441,338.00	\$
1057	0103		Other Personal Services			33,660.00	
1058	0104		Expenses			85,582.00	
1059	0120		Special Categories—Census of Local Governments			58,242.00	
1060	0130		Aid to Local Government			717,340.00	
1061	0191		Data Processing Services			2,667.00	
1062			Total Division of Technical Assistance	\$	\$	\$ 1,338,829.00	\$
527 Division of Public Safety Planning and Assistance:							
1063	0101		Salaries	\$	\$	\$ 78,254.00	\$
1064	0103		Other Personal Services				
1065	0104		Expenses			6,808.00	
1066	0106		Operating Capital Outlay				
1067	0109		Lump Sum—Planning for Emergency Operating Center and Department Office Facility			75,000.00	
1068	0110		Special Categories—Payment to Florida Wing of Civil Air Patrol				
1069	0130		Special Categories—Reimbursement for Law Enforcement Assistance Broward County				37,446.00 ¹
1070	0191		Data Processing Services				
1071	0199		Certifications Forward	71,290.47	26,473.29		
1072			Total Division of Public Safety Planning and Assistance	\$ 71,290.47	\$ 26,473.29	\$ 160,062.00	\$ 37,446.00
528 Local Resource Management:							
1073	0101		Salaries	\$	\$	\$ 49,459.00	\$
1074	0103		Other Personal Services			10,000.00	
1075	0104		Expenses			36,145.00	5,000.00 ²
1076	0106		Operating Capital Outlay			2,760.00	
1077	0110		Special Categories—Implementation of Chapter 80-249				50,000.00 ³
1078	0119		Lump Sum—Transfer to County Government Audit Trust Fund				6,700,000.00 ²
1079	0120		Special Categories—Census of Local Governments			43,762.00	
1080	0130		Aid to Local Government—Local Government Comprehensive Planning Act			40,000.00	
1081	0140		Aid to Local Governments			600,000.00	
1082	0160		Aid to Local Government—SOP Program			25,000.00	
1083	0170		Aid to Local Government—Rural Land Acquisition and Site			2,000,000.00	
1084	0180		Special Categories—Community Development Corporation Support and Assistance Program			5,000,000.00	
1085	0191		Data Processing				
1086	0196		Certifications Forward—Aid to Local Government	75,326.90	19,168.90		
1087	0199		Certifications Forward	101,654.99	55,412.47		
1088			Total Local Resource Management	\$ 176,981.89	\$ 74,581.37	\$ 7,807,126.00	\$ 6,755,000.00
529 Florida Housing Finance Agency:							
1089	0120		Special Finance Agency Repayment of Working Capital Fund Loan			\$ -145,000.00	\$
1090			Total Florida Housing Finance Agency			\$ 145,000.00	\$
1091			TOTAL DEPARTMENT OF VETERAN AND COMMUNITY AFFAIRS	\$ 263,695.42	\$ 101,868.58	\$ 13,052,071.00	\$ 6,792,446.00
530-536 BUSINESS REGULATION, DEPARTMENT OF							
530 Office of Secretary:							
1092	0101		Salaries	\$	\$	\$ 456,163.00	\$
1093	0103		Other Personal Services				
1094	0104		Expenses				
1095			Total Office of Secretary	\$	\$	\$ 456,163.00	\$
534 Division of Alcoholic Beverages and Tobacco:							
1096	0101		Salaries	\$	\$	\$ 3,682,291.00	\$
1097	0103		Other Personal Services			20,250.00	
1098	0104		Expenses			1,142,062.00	

¹Authorized by Section 24 of Chapter 79-212, Laws of Florida

²Authorized by Chapter 79-589, Laws of Florida

³Authorized by Chapter 80-249, Laws of Florida

ABSTRACT OF GENERAL REVENUE APPROPRIATIONS

Adjustments	Less Appropriations in Reserve	Plus Refunds and Restorations	Total Available	DISBURSEMENTS			Total Available Unexpended	Unexpended Appropriations June 30, 1981	Line No.
				Regular	Transfers	Total			
\$ 75,126.00	\$	\$	\$ 868,247.00	\$ 840,493.46	\$	\$ 840,493.46	\$ 27,753.54	\$ 27,753.54	1051
7,025.00	69,679.00	63,751.40	63,751.40	5,927.60	5,927.60	1052
.....	8,072.00	7,641.25	7,641.25	430.75	430.75	1053
.....	1,437.61	1,437.61	1,437.61	1054
<u>\$ 82,151.00</u>	<u>\$</u>	<u>\$</u>	<u>\$ 947,435.61</u>	<u>\$ 913,323.72</u>	<u>\$</u>	<u>\$ 913,323.72</u>	<u>\$ 34,111.89</u>	<u>\$ 34,111.89</u>	1055
\$ (441,338.00)	\$	\$	\$	\$	\$	\$	\$	\$	1056
(33,660.00)	1057
(85,582.00)	1058
(58,242.00)	1059
(717,340.00)	1060
(2,667.00)	1061
<u>\$ (1,338,829.00)</u>	<u>\$</u>	<u>\$</u>	<u>\$</u>	<u>\$</u>	<u>\$</u>	<u>\$</u>	<u>\$</u>	<u>\$</u>	1062
\$ 482,386.00	\$	\$	\$ 560,640.00	\$ 559,697.60	\$	\$ 559,697.60	\$ 942.40	\$ 942.40	1063
16,891.00	16,891.00	16,449.68	16,449.68	441.32	441.32	1064
186,663.00	193,471.00	175,071.45	175,071.45	18,399.55	18,399.55	1065
21,319.00	21,319.00	17,778.20	17,778.20	3,540.80	3,540.80	1066
.....	75,000.00	15,006.90	15,006.90	59,993.10	59,993.10	1067
50,000.00	50,000.00	50,000.00	50,000.00	1068
.....	37,446.00	36,004.45	36,004.45	1,441.55	1,441.55	1069
360.00	360.00	360.00	360.00	1070
.....	44,817.18	44,817.18	44,817.18	1071
<u>\$ 757,619.00</u>	<u>\$</u>	<u>\$</u>	<u>\$ 999,944.18</u>	<u>\$ 914,825.46</u>	<u>\$</u>	<u>\$ 914,825.46</u>	<u>\$ 85,118.72</u>	<u>\$ 85,118.72</u>	1072
\$ 915,179.00	\$	\$	\$ 964,638.00	\$ 944,046.41	\$	\$ 944,046.41	\$ 20,591.59	\$ 20,591.59	1073
319,343.00	329,343.00	292,074.68	292,074.68	37,268.32	37,268.32	1074
254,799.00	295,944.00	252,950.27	252,950.27	42,993.73	42,993.73	1075
6,313.00	9,073.00	8,855.35	8,855.35	217.65	217.65	1076
.....	50,000.00	40,872.15	40,872.15	9,127.85	9,127.85	1077
.....	6,700,000.00	4,512,147.73	4,512,147.73	2,187,852.27	2,187,852.27	1078
.....	43,762.00	17,824.27	17,824.27	25,937.73	25,937.73	1079
501,890.00	541,890.00	455,307.78	455,307.78	86,582.22	86,582.22	1080
(21,000.00)	579,000.00	579,000.00	579,000.00	1081
.....	25,000.00	25,000.00	25,000.00	1082
.....	200,000.00	2,000,000.00	2,000,000.00	1083
.....	5,000,000.00	5,000,000.00	5,000,000.00	1084
30,667.00	30,667.00	16,279.01	16,279.01	14,387.99	14,387.99	1085
.....	56,158.00	56,158.00	56,158.00	1086
.....	46,242.52	46,242.52	46,242.52	1087
<u>\$ 2,007,191.00</u>	<u>\$</u>	<u>\$</u>	<u>\$ 16,671,717.52</u>	<u>\$ 2,155,610.44</u>	<u>\$ 11,512,147.73</u>	<u>\$ 13,667,758.17</u>	<u>\$ 3,003,959.35</u>	<u>\$ 3,003,959.35</u>	1088
\$	\$	\$	\$ 145,000.00	\$	\$ 145,000.00	\$ 145,000.00	\$	\$	1089
\$	\$	\$	\$ 145,000.00	\$	\$ 145,000.00	\$ 145,000.00	\$	\$	1090
<u>\$ 1,107,142.00</u>	<u>\$</u>	<u>\$</u>	<u>\$ 21,113,485.84</u>	<u>\$ 5,298,997.74</u>	<u>\$ 12,657,147.73</u>	<u>\$ 17,956,145.47</u>	<u>\$ 3,157,340.37</u>	<u>\$ 3,157,340.37</u>	1091
\$ 94,965.00	\$	\$	\$ 551,128.00	\$ 551,128.00	\$	\$ 551,128.00	\$	\$	1092
4,500.00	4,500.00	4,500.00	4,500.00	1093
3,448.00	3,448.00	3,448.00	3,448.00	1094
<u>102,913.00</u>	<u>\$</u>	<u>\$</u>	<u>\$ 559,076.00</u>	<u>\$ 559,076.00</u>	<u>\$</u>	<u>\$ 559,076.00</u>	<u>\$</u>	<u>\$</u>	1095
\$ 662,120.00	\$	\$	\$ 4,344,411.00	\$ 4,185,437.44	\$	\$ 4,185,437.44	\$ 158,973.56	\$ 158,973.56	1096
10,248.00	30,498.00	24,981.17	24,981.17	5,516.83	5,516.83	1097
64,895.00	1,206,957.00	1,176,046.08	1,176,046.08	30,910.92	30,910.92	1098

ABSTRACT OF GENERAL REVENUE APPROPRIATIONS

Line No.	Dept. and Div. No.	Acct. No.	NAME OF APPROPRIATION	APPROPRIATIONS			
				Certifications from Prior Year	Less Reversions of July 1, 1980	General Appropriation Act	Other
530-536 BUSINESS REGULATION, DEPARTMENT OF (Continued)							
534 Division of Alcoholic Beverages and Tobacco: (Continued)							
1099	0106		Operating Capital Outlay			273,797.00	
1100	0191		Data Processing Services			135,454.00	
1101	0193		Salary Incentive Payment				
1102	0199		Certifications Forward	246,156.65	2,122.48		
1103			Total Division of Alcoholic Beverages and Tobacco	\$ 246,156.65	\$ 2,122.48	\$ 5,253,854.00	\$
535 Division of General Regulations:							
1104	0101		Salaries	\$	\$	\$ 173,411.00	\$
1105	0103		Other Personal Services			688.00	
1106	0104		Expenses	\$	\$	\$ 56,816.00	
1107	0106		Operating Capital Outlay			2,842.00	
1108	0199		Certifications Forward	3,023.98			
1109			Total Division of General Regulations	\$ 3,023.98	\$	\$ 233,757.00	\$
1110			TOTAL DEPARTMENT OF BUSINESS REGULATION	\$ 249,180.63	\$ 2,122.48	\$ 5,943,774.00	\$
540-549 LABOR AND EMPLOYMENT SECURITY, DEPARTMENT OF							
540 Office of the Secretary and Administrative Services:							
1111	0101		Salaries	\$	\$	\$ 86,387.00	\$
1112	0104		Expenses			17,125.00	
1113	0106		Operating Capital Outlay			3,918.00	
1114	0199		Certifications Forward	443.29	80.25		
			Public Employees Relations Commission—				
1115	0901		Salaries			766,367.00	
1116	0903		Other Personal Services			146,850.00	
1117	0904		Expenses			255,630.00	
1118	0906		Operating Capital Outlay				
1119	0999		Certifications Forward	17,318.84	2,470.46		
1120			Total Office of the Secretary and Administrative Services	\$ 17,762.13	\$ 2,550.71	\$ 1,276,277.00	\$
541 Division of Labor:							
1121	0101		Salaries	\$	\$	\$ 581,027.00	\$
1122	0103		Other Personal Services			6,500.00	
1123	0104		Expenses			168,908.00	
1124	0106		Operating Capital Outlay			83.00	
1125	0191		Data Processing Services			22,500.00	
1126	0199		Certifications Forward	21,628.15	5,324.46		
1127			Total Division of Labor	\$ 21,628.15	\$ 5,324.26	\$ 779,018.00	\$
542 Division of Employment Security:							
1128	0101		Salaries	\$	\$	\$ 130,639.00	\$
1129	0104		Expenses			18,959.00	
1130	0106		Operating Capital Outlay			620.00	
1131			Total Division of Employment Security	\$	\$	\$ 150,218.00	\$
1132			TOTAL DEPARTMENT OF LABOR AND EMPLOYMENT SECURITY	\$ 39,390.28	\$ 7,874.97	\$ 2,205,513.00	\$
550-559 TRANSPORTATION, DEPARTMENT OF (Continued)							
551 Division of Public Transportation Operations:							
1133	0108		Fixed Capital Outlay	\$ 24,051,297.74	\$	\$	\$
1134			Total Division of Public Transportations	\$ 24,051,297.74	\$	\$	\$
553 Division of Road Operations:							
1135	0108		FCO—State Road Projects (78-80) Supplements	\$ 30,908,877.00	\$	\$	\$
1136	0109		Lump Sum—Transfer to Working Capital Trust Fund			40,000,000.00	
1137			Total Division of Road Operations	\$ 30,908,877.00	\$	\$ 40,000,000.00	\$
557 Division of Public Transportation Operations:							
1138	0130		Aid to Local Governments Mass Transit Matching Grants	\$	\$	\$ 27,950,000.00	\$
1139			Total Division of Public Transportation Operations	\$	\$	\$ 27,950,000.00	\$
1140			TOTAL DEPARTMENT OF TRANSPORTATION	\$ 54,960,174.74	\$	\$ 67,950,000.00	\$
560 ENVIRONMENTAL REGULATION, DEPARTMENT OF							
1141	0101		Salaries	\$	\$	\$ 8,121,578.00	\$
1142	0103		Other Personal Services			189,015.00	
1143	0104		Expenses			2,483,585.00	
1144	0106		Operating Capital Outlay			395,857.00	

ABSTRACT OF GENERAL REVENUE APPROPRIATIONS

Adjustments	Less Appropriations in Reserve	Plus Refunds and Restorations	Total Available	DISBURSEMENTS			Total Available Unexpended	Unexpended Appropriations June 30, 1981	Line No.
				Regular	Transfers	Total			
(78,500.00)			195,297.00	107,105.99		107,105.99	88,191.01	88,191.01	1099
(6,772.00)			128,682.00	91,069.68		91,069.68	37,612.32	37,612.32	1100
134,180.00			134,180.00	122,311.03		122,311.03	11,868.97	11,868.97	1101
			244,034.17	244,034.17		244,034.17			1102
<u>\$ 786,171.00</u>	<u>\$</u>	<u>\$</u>	<u>\$ 6,284,059.17</u>	<u>\$ 5,950,985.56</u>	<u>\$</u>	<u>\$ 5,950,985.56</u>	<u>\$ 333,073.61</u>	<u>\$ 333,073.61</u>	1103
\$ 1,282.00	\$ 103,363.00	\$	\$ 71,330.00	\$ 61,490.09	\$	\$ 61,490.09	\$ 9,839.91	\$ 113,202.91	1104
			688.00				688.00	688.00	1105
\$ (21,440.00)	\$ 8,059.00	\$	\$ 27,317.00	\$ 20,890.69	\$	\$ 20,890.69	\$ 6,426.31	\$ 14,485.31	1106
			2,842.00	1,526.50		1,526.50	1,315.50	1,315.50	1107
			3,023.98	3,023.98		3,023.98			1108
<u>\$ (20,158.00)</u>	<u>\$ 111,422.00</u>	<u>\$</u>	<u>\$ 105,200.98</u>	<u>\$ 86,931.26</u>	<u>\$</u>	<u>\$ 86,931.26</u>	<u>\$ 18,269.72</u>	<u>\$ 129,691.72</u>	1109
<u>\$ 868,926.00</u>	<u>\$ 111,422.00</u>	<u>\$</u>	<u>\$ 6,948,336.15</u>	<u>\$ 6,596,992.82</u>	<u>\$</u>	<u>\$ 6,596,992.82</u>	<u>\$ 351,343.33</u>	<u>\$ 462,765.33</u>	1110
\$ 12,010.00	\$ 50,000.00	\$	\$ 48,397.00	\$ 48,397.00	\$	\$ 48,397.00	\$	\$ 50,000.00	1111
60.00			17,185.00	14,876.59		14,876.59	2,308.41	2,308.41	1112
			3,918.00	3,144.71		3,144.71	773.29	773.29	1113
			363.04	363.04		363.04			1114
122,624.00	20,574.00		868,417.00	834,046.59		834,046.59	34,370.41	54,944.41	1115
(1,528.00)	78,850.00		66,472.00	61,013.40		61,013.40	5,458.60	84,308.60	1116
(28,247.00)	14,683.00		212,700.00	196,160.42		196,160.42	16,539.58	31,222.58	1117
32,095.00			32,095.00	30,659.64		30,659.64	1,435.36	1,435.36	1118
			14,848.38	14,848.38		14,848.38			1119
<u>\$ 137,014.00</u>	<u>\$ 164,107.00</u>	<u>\$</u>	<u>\$ 1,264,395.42</u>	<u>\$ 1,203,509.77</u>	<u>\$</u>	<u>\$ 1,203,509.77</u>	<u>\$ 60,885.65</u>	<u>\$ 224,992.65</u>	1120
\$ 73,207.00	\$	\$	\$ 654,234.00	\$ 617,935.05	\$	\$ 617,935.05	\$ 36,298.95	\$ 36,298.95	1121
(500.00)			6,000.00	5,765.52		5,765.52	234.48	234.48	1122
13,105.00			182,013.00	158,331.07		158,331.07	23,681.93	23,681.93	1123
519.00			602.00	138.41		138.41	463.59	463.59	1124
(5,344.00)	14,156.00		3,000.00	2,254.96		2,254.96	745.04	14,901.04	1125
			16,303.89	16,303.89		16,303.89			1126
<u>\$ 80,987.00</u>	<u>\$ 14,156.00</u>	<u>\$</u>	<u>\$ 862,152.89</u>	<u>\$ 800,728.90</u>	<u>\$</u>	<u>\$ 800,728.90</u>	<u>\$ 61,423.99</u>	<u>\$ 75,579.99</u>	1127
\$ 33,605.00	\$	\$	\$ 164,244.00	\$ 164,244.00	\$	\$ 164,244.00	\$	\$	1128
3,705.00			22,664.00	22,664.00		22,664.00			1129
			620.00	256.00		256.00	364.00	364.00	1130
<u>\$ 37,310.00</u>	<u>\$</u>	<u>\$</u>	<u>\$ 187,528.00</u>	<u>\$ 187,164.00</u>	<u>\$</u>	<u>\$ 187,164.00</u>	<u>\$ 364.00</u>	<u>\$ 364.00</u>	1131
<u>\$ 255,311.00</u>	<u>\$ 178,263.00</u>	<u>\$</u>	<u>\$ 2,314,076.31</u>	<u>\$ 2,191,402.67</u>	<u>\$</u>	<u>\$ 2,191,402.67</u>	<u>\$ 122,673.64</u>	<u>\$ 300,936.64</u>	1132
\$	\$ 12,997,297.00	\$	\$ 11,054,000.74	\$ 10,515,327.75	\$	\$ 10,515,327.75	\$ 538,672.99	\$ 13,535,969.99	1133
\$	\$ 12,997,297.00	\$	\$ 11,054,000.74	\$ 10,515,327.75	\$	\$ 10,515,327.75	\$ 538,672.99	\$ 13,535,969.99	1134
\$	\$	\$	\$ 30,908,877.00	\$ 30,908,877.00	\$	\$ 30,908,877.00	\$	\$	1135
\$	\$	\$	\$ 40,000,000.00	\$ 40,000,000.00	\$	\$ 40,000,000.00	\$	\$	1136
\$	\$	\$	\$ 70,908,877.00	\$ 70,908,877.00	\$	\$ 70,908,877.00	\$	\$	1137
\$	\$ 27,950,000.00	\$	\$	\$	\$	\$	\$	\$ 27,950,000.00	1138
\$	\$ 27,950,000.00	\$	\$	\$	\$	\$	\$	\$ 27,950,000.00	1139
\$	\$ 40,947,297.00	\$	\$ 81,962,877.74	\$ 81,424,204.75	\$	\$ 81,424,204.75	\$ 538,672.99	\$ 41,485,969.99	1140
\$ 1,427,610.00	\$	\$	\$ 9,549,188.00	\$ 9,547,385.27	\$	\$ 9,547,385.27	\$ 1,802.73	\$ 1,802.73	1141
58,800.00	10,000.00		237,815.00	141,268.10		141,268.10	96,546.90	106,546.90	1142
20,391.00			2,503,976.00	2,501,392.23		2,501,392.23	2,583.77	2,583.77	1143
61,603.00			457,460.00	289,507.23		289,507.23	167,952.77	167,952.77	1144

ABSTRACT OF GENERAL REVENUE APPROPRIATIONS

Line No.	Dept. and Div. No.	Acct. No.	NAME OF APPROPRIATION	APPROPRIATIONS			
				Certifications from Prior Year	Less Reversions of July 1, 1980	General Appropriation Act	Other
560			ENVIRONMENTAL REGULATION, DEPARTMENT OF (Continued)				
1145	0120		U.S. Geological Survey Co-op Agreements			148,000.00	
1146	0121		Special Categories—Loxahatchee River Basin Study			47,000.00	
1147	0128		FCO—Aid to Water Management Districts	5,954,820.82			
1148	0130		Aid to Local Government—Water Management Districts			2,253,450.00	
1149	0131		Aid to Local Government—Aid to Kissimmee River Control			500,000.00	
1150	0132		Aid to Local Government—Water Management Districts—Operations			1,763,100.00	
1151	0139		Lump Sum—Industry and Transmission Line Siting			50,000.00	
1152	0149		Lump Sum—Hazardous Waste Abatement Monitoring, Restoration and Clean Up			600,000.00	
1153	0160		Special Categories—Water Resource Management			501,909.00	
1154	0168		Water Resource Management—Certified Forward	718,392.65			
1155	0191		Data Processing Services			571,783.00	
1156	0199		Certifications Forward	504,819.15	22,231.91		
1157			TOTAL DEPARTMENT OF ENVIRONMENTAL REGULATION	\$ 7,178,032.62	\$ 22,231.91	\$ 17,625,277.00	\$
590-605			HEALTH AND REHABILITATIVE SERVICES, DEPARTMENT OF				
590			Division of Service Delivery Management and Support Services:				
			Control—				
1158	0001		Salaries	\$	\$	\$ 20,685,252.00	\$
1159	0003		Other Personal Services			82,850.00	
1160	0004		Expenses			4,151,263.00	
1161	0006		Operating Capital Outlay			108,870.00	
1162	0007		Food Products			16,294.00	
1163	0010		Special Categories—Purchased Client Services			87,162.00	
1164	0099		Certifications Forward	1,009,461.74			
			District I—				
1165	0101		Salaries				
1166	0104		Expenses				
1167	0106		Operating Capital Outlay				
1168	0124		Special Categories—Transportation of Runaways				
1169	0142		Special Categories—Emergency Shelter Care for Child				
1170	0199		Certifications Forward		3,133.83		
			District II—				
1171	0201		Salaries				
1172	0203		Other Personal Services				
1173	0204		Expenses				
1174	0206		Operating Capital Outlay				
1175	0210		Special Categories—Purchased Client Services				
1176	0224		Special Categories—Transportation of Runaways				
1177	0242		Special Categories—Emergency Shelter Care for Child				
1178	0299		Certifications Forward				
			District III—				
1179	0301		Salaries				
1180	0304		Expenses				
1181	0306		Operating Capital Outlay				
1182	0310		Special Categories—Purchased Client Services				
1183	0324		Special Categories—Transportation Services				
1184	0342		Special Categories—Emergency Shelter Care for Child				
1185	0399		Certifications Forward		8,577.76		
			District IV—				
1186	0401		Salaries				
1187	0404		Expenses				
1188	0406		Operating Capital Outlay				
1189	0424		Special Categories—Transportation of Runaways				
1190	0442		Special Categories—Emergency Shelter Care for Child				
1191	0499		Certifications Forward		641.23		
			District V—				
1192	0501		Salaries				
1193	0503		Other Personal Services				
1194	0504		Expenses				
1195	0506		Operating Capital Outlay				
1196	0510		Special Categories—Purchased Client Services				
1197	0524		Special Categories—Transportation of Runaways				
1198	0542		Special Categories—Emergency Shelter Care for Child				
1199	0599		Certifications Forward				
			District VI—				
1200	0601		Salaries				
1201	0603		Other Personal Services				
1202	0604		Expenses				
1203	0606		Operating Capital Outlay				
1204	0610		Special Categories—Purchased Client Services				
1205	0624		Special Categories—Transportation of Runaways				
1206	0642		Special Categories—Emergency Shelter Care for Child				
1207	0699		Certifications Forward		897.29		

ABSTRACT OF GENERAL REVENUE APPROPRIATIONS

Adjustments	Less Appropriations in Reserve	Plus Refunds and Restorations	Total Available	DISBURSEMENTS			Total Available Unexpended	Unexpended Appropriations June 30, 1981	Line No.
				Regular	Transfers	Total			
			148,000.00				148,000.00	148,000.00	1145
			47,000.00				47,000.00	47,000.00	1146
	1,463,549.23		4,491,271.59	4,136,563.15		4,136,563.15	354,708.44	1,818,257.67	1147
	405,450.00		1,848,000.00	1,848,000.00		1,848,000.00		405,450.00	1148
			500,000.00	500,000.00		500,000.00			1149
			1,763,100.00	1,763,100.00		1,763,100.00			1150
(50,000.00)									1151
	600,000.00							600,000.00	1152
			501,909.00				501,909.00	501,909.00	1153
			718,392.65	132,584.20		132,584.20	585,808.45	585,808.45	1154
(69,123.00)			502,660.00	416,998.31		416,998.31	85,661.69	85,661.69	1155
			482,497.24	482,497.24		482,497.24			1156
\$ 1,449,281.00	\$ 2,478,999.23	\$	\$ 23,751,269.48	\$ 21,759,295.73	\$	\$ 21,759,295.73	\$ 1,991,973.75	\$ 4,470,972.98	1157
\$ (20,685,252.00)	\$	\$	\$	\$	\$	\$	\$	\$	1158
(82,850.00)									1159
(4,091,263.00)	60,000.00							60,000.00	1160
(108,870.00)									1161
(16,294.00)									1162
(87,162.00)									1163
(1,009,461.74)									1164
1,362,649.00			1,362,649.00	1,357,055.53		1,357,055.53	5,593.47	5,593.47	1165
251,441.00			251,441.00	241,467.33		241,467.33	9,973.67	9,973.67	1166
12,739.00			12,739.00	11,359.16		11,359.16	1,379.84	1,379.84	1167
4,000.00			4,000.00	2,000.00		2,000.00	2,000.00	2,000.00	1168
47,272.00			47,272.00	36,046.72		36,046.72	11,225.28	11,225.28	1169
62,691.84			59,558.01	59,558.01		59,558.01			1170
1,917,637.00			1,917,637.00	1,879,201.05		1,879,201.05	38,435.95	38,435.95	1171
35,537.00			35,537.00	11,700.21		11,700.21	23,836.79	23,836.79	1172
314,704.00			314,704.00	308,143.79		308,143.79	6,560.21	6,560.21	1173
8,426.00			8,426.00	5,706.48		5,706.48	2,719.52	2,719.52	1174
16,162.00			16,162.00	10,343.52		10,343.52	5,818.48	5,818.48	1175
4,000.00			4,000.00	3,382.79		3,382.79	617.21	617.21	1176
21,313.00			21,313.00	21,047.31		21,047.31	265.69	265.69	1177
107,698.92			107,698.92	107,698.92		107,698.92			1178
1,999,984.00			1,999,984.00	1,979,662.75		1,979,662.75	20,321.25	20,321.25	1179
372,383.00			372,383.00	369,613.83		369,613.83	2,769.17	2,769.17	1180
6,364.00			6,364.00	6,362.11		6,362.11	1.89	1.89	1181
7,500.00			7,500.00	7,230.00		7,230.00	270.00	270.00	1182
4,589.00			4,589.00	3,886.50		3,886.50	702.50	702.50	1183
54,176.00			54,176.00	51,793.22		51,793.22	2,382.78	2,382.78	1184
89,319.36			80,741.60	80,741.60		80,741.60			1185
2,949,328.00			2,949,328.00	2,856,345.17		2,856,345.17	92,982.83	92,982.83	1186
471,034.00			471,034.00	462,656.88		462,656.88	8,377.12	8,377.12	1187
13,857.00			13,857.00	12,387.35		12,387.35	1,469.65	1,469.65	1188
11,725.00			11,725.00	11,181.28		11,181.28	543.72	543.72	1189
121,625.00			121,625.00	107,385.81		107,385.81	14,239.19	14,239.19	1190
82,001.78			81,360.55	81,360.55		81,360.55			1191
2,114,707.00			2,114,707.00	2,057,728.66		2,057,728.66	56,978.34	56,978.34	1192
453.00			453.00	368.04		368.04	84.96	84.96	1193
341,493.00			341,493.00	336,655.65		336,655.65	4,837.35	4,837.35	1194
7,822.00			7,822.00	7,606.00		7,606.00	216.00	216.00	1195
5,000.00			5,000.00				5,000.00	5,000.00	1196
20,388.00			20,388.00	9,184.03		9,184.03	11,203.97	11,203.97	1197
70,068.00			70,068.00	69,504.07		69,504.07	563.93	563.93	1198
50,958.90			50,958.90	50,958.90		50,958.90			1199
2,542,787.00			2,542,787.00	2,462,925.96		2,462,925.96	79,861.04	79,861.04	1200
4,050.00			4,050.00	2,284.43		2,284.43	1,765.57	1,765.57	1201
303,017.00			303,017.00	296,098.26		296,098.26	6,918.74	6,918.74	1202
10,169.00			10,169.00	2,395.61		2,395.61	7,773.39	7,773.39	1203
5,000.00			5,000.00	4,789.39		4,789.39	210.61	210.61	1204
1,500.00			1,500.00	1,499.55		1,499.55	.45	.45	1205
113,494.00			113,494.00	92,417.85		92,417.85	21,076.15	21,076.15	1206
74,296.39			73,399.10	73,399.10		73,399.10			1207

ABSTRACT OF GENERAL REVENUE APPROPRIATIONS

Line No.	Dept. and Div. No.	Acct. No.	NAME OF APPROPRIATION	APPROPRIATIONS			
				Certifications from Prior Year	Less Reversions of July 1, 1980	General Appropriation Act	Other
590-605 HEALTH AND REHABILITATIVE SERVICES DEPARTMENT OF (Continued)							
590 Division of Service Delivery Management and Support Services: (Continued)							
District VII—							
1208	0701		Salaries				
1209	0703		Other Personal Services				
1210	0704		Expenses				
1211	0706		Operating Capital Outlay				
1212	0710		Special Categories—Purchased Client Services				
1213	0724		Special Categories—Transportation of Runaways				
1214	0742		Special Categories—Emergency Shelter Care for Child				
1215	0799		Certifications Forward		2,392.91		
District VIII—							
1216	0801		Salaries				
1217	0803		Other Personal Services				
1218	0804		Expenses				
1219	0806		Operating Capital Outlay				
1220	0810		Special Categories—Purchased Client Services				
1221	0824		Special Categories—Transportation of Runaways				
1222	0842		Special Categories—Emergency Shelter Care for Child				
1223	0899		Certifications Forward		3,092.50		
District IX—							
1224	0901		Salaries				
1225	0903		Other Personal Services				
1226	0904		Expenses				
1227	0906		Operating Capital Outlay				
1228	0907		Food Products				
1229	0910		Special Categories—Purchased Client Services				
1230	0924		Special Categories—Transportation of Runaways				
1231	0942		Special Categories—Emergency Shelter Care for Child				
1232	0999		Certifications Forward		4,195.91		
General Revenue Fund							
District X—							
1233	1001		Salaries				
1234	1003		Other Personal Services				
1235	1004		Expenses				
1236	1006		Operating Capital Outlay				
1237	1010		Special Categories—Purchased Client Services				
1238	1024		Special Categories—Transportation of Runaways				
1239	1042		Special Categories—Emergency Shelter Care for Children				
1240	1099		Certifications Forward		7,115.53		
District XI—							
1241	1101		Salaries				
1242	1103		Other Personal Services				
1243	1104		Expenses				
1244	1106		Operating Capital Outlay				
1245	1110		Special Categories—Purchased Client Services				
1246	1124		Special Categories—Transportation of Runaways				
1247	1142		Special Categories—Emergency Shelter Care for Children				
1248	1199		Certifications Forward		5,379.15		
1249			Total Service Delivery Management and Support Services	\$ 1,009,461.74	\$ 35,426.11	\$ 25,131,691.00	\$
591 District Administration:							
Control—							
1250	0001		Salaries	\$	\$	\$ 9,835,409.00	\$
1251	0003		Other Personal Services			93,838.00	
1252	0004		Expenses			2,314,776.00	
1253	0006		Operating Capital Outlay			85,431.00	
1254	0010		Special Categories—Purchased Client Information Services			70,000.00	
1255	0020		Special Categories—Citizen Advocacy Committee—Expense			84,746.00	
1256	0099		Certifications Forward	443,664.82	.79		
District I—							
1257	0101		Salaries				
1258	0104		Expenses				
1259	0106		Operating Capital Outlay				
1260	0120		Special Categories—Citizen Advocacy Committee—Expense				
1261	0199		Certifications Forward			571.20	
District II—							
1262	0201		Salaries				
1263	0203		Other Personal Services				
1264	0204		Expenses				
1265	0206		Operating Capital Outlay				
1266	0220		Special Categories—Citizen Advocacy Committee—Expenses				
1267	0299		Certifications Forward			930.12	

ABSTRACT OF GENERAL REVENUE APPROPRIATIONS

Adjustments	Less Appropriations in Reserve	Plus Refunds and Restorations	Total Available	DISBURSEMENTS			Total Available Unexpended	Unexpended Appropriations June 30, 1981	Line No.
				Regular	Transfers	Total			
2,049,573.00			2,049,573.00	2,005,422.46		2,005,422.46	44,150.54	44,150.54	1208
8,732.00			8,732.00	7,346.99		7,346.99	1,385.01	1,385.01	1209
418,602.00			418,602.00	416,155.47		416,155.47	2,446.53	2,446.53	1210
9,028.00			9,028.00	8,270.02		8,270.02	757.98	757.98	1211
5,000.00			5,000.00	2,986.50		2,986.50	2,013.50	2,013.50	1212
4,240.00			4,240.00	3,984.90		3,984.90	255.10	255.10	1213
61,111.00			61,111.00	54,933.67		54,933.67	6,177.33	6,177.33	1214
81,712.69			79,319.78	79,319.78		79,319.78			1215
2,400,840.00			2,400,840.00	2,337,010.52		2,337,010.52	63,829.48	63,829.48	1216
6,940.00			6,940.00	2,545.45		2,545.45	4,394.55	4,394.55	1217
495,732.00			495,732.00	481,180.34		481,180.34	14,551.66	14,551.66	1218
7,522.00			7,522.00	6,314.86		6,314.86	1,207.14	1,207.14	1219
5,000.00			5,000.00	3,747.46		3,747.46	1,252.54	1,252.54	1220
10,860.00			10,860.00	10,377.81		10,377.81	482.19	482.19	1221
46,581.00			46,581.00	46,108.93		46,108.93	472.07	472.07	1222
24,209.73			21,117.23	21,117.23		21,117.23			1223
1,943,346.00			1,943,346.00	1,891,638.71		1,891,638.71	51,707.29	51,707.29	1224
2,100.00			2,100.00	2,100.00		2,100.00			1225
382,749.00			382,749.00	382,744.02		382,744.02	4.98	4.98	1226
9,710.00			9,710.00	8,564.25		8,564.25	1,145.75	1,145.75	1227
10,854.00			10,854.00	9,207.55		9,207.55	1,646.45	1,646.45	1228
12,440.00			12,440.00	7,849.73		7,849.73	4,590.27	4,590.27	1229
4,400.00			4,400.00	4,387.98		4,387.98	12.02	12.02	1230
45,901.00			45,901.00	45,594.44		45,594.44	306.56	306.56	1231
83,936.77			79,740.86	79,740.86		79,740.86			1232
2,072,042.00			2,072,042.00	2,002,395.37		2,002,395.37	69,646.63	69,646.63	1233
14,640.00			14,640.00	13,420.00		13,420.00	1,220.00	1,220.00	1234
354,477.00			354,477.00	352,434.71		352,434.71	2,042.29	2,042.29	1235
8,582.00			8,582.00	8,213.09		8,213.09	368.91	368.91	1236
5,000.00			5,000.00	4,982.41		4,982.41	17.59	17.59	1237
11,000.00			11,000.00	9,127.70		9,127.70	1,872.30	1,872.30	1238
68,138.00			68,138.00	65,267.93		65,267.93	2,870.07	2,870.07	1239
94,829.40			87,713.87	87,713.87		87,713.87			1240
3,169,173.00			3,169,173.00	3,126,478.39		3,126,478.39	42,694.61	42,694.61	1241
62,997.00			62,997.00	62,997.00		62,997.00			1242
596,307.00			596,307.00	595,988.14		595,988.14	318.86	318.86	1243
19,705.00			19,705.00	3,893.32		3,893.32	15,811.68	15,811.68	1244
5,000.00			5,000.00	241.40		241.40	4,758.60	4,758.60	1245
8,680.00			8,680.00	8,607.55		8,607.55	72.45	72.45	1246
98,691.00			98,691.00	92,991.30		92,991.30	5,699.70	5,699.70	1247
257,805.96			252,426.81	252,426.81		252,426.81			1248
\$ 4,912,395.00	\$ 60,000.00	\$	\$ 30,958,121.63	\$ 30,158,962.29	\$	\$ 30,158,962.29	\$ 799,159.34	\$ 859,159.34	1249
\$ (9,835,409.00)	\$	\$	\$	\$	\$	\$	\$	\$	1250
(93,838.00)									1251
(2,314,019.00)			757.00				757.00	757.00	1252
(85,431.00)									1253
(70,000.00)									1254
(84,746.00)									1255
(443,664.03)									1256
721,190.00			721,190.00	693,746.52		693,746.52	27,443.48	27,443.48	1257
124,651.00			124,651.00	112,051.54		112,051.54	12,599.46	12,599.46	1258
8,939.00			8,939.00	8,284.77		8,284.77	654.23	654.23	1259
8,070.00			8,070.00	5,568.84		5,568.84	2,501.16	2,501.16	1260
31,684.39			31,113.19	31,113.19		31,113.19			1261
1,005,252.00			1,005,252.00	962,259.10		962,259.10	42,992.90	42,992.90	1262
1,625.00			1,625.00	1,599.66		1,599.66	25.34	25.34	1263
149,212.00			149,212.00	136,335.33		136,335.33	12,876.67	12,876.67	1264
6,609.00			6,609.00	4,863.01		4,863.01	1,745.99	1,745.99	1265
5,199.00			5,199.00	5,183.79		5,183.79	15.21	15.21	1266
43,030.31			42,100.19	42,100.19		42,100.19			1267

ABSTRACT OF GENERAL REVENUE APPROPRIATIONS

Line No.	Dept. and Div. No.	Acct. No.	NAME OF APPROPRIATION	APPROPRIATIONS			
				Certifications from Prior Year	Less Reversions of July 1, 1980	General Appropriation Act	Other
590-605			HEALTH AND REHABILITATIVE SERVICES, DEPARTMENT OF (Continued)				
591			Division of District Administration (Continued)				
			District III—				
1268	0301		Salaries				
1269	0303		Other Personal Services				
1270	0304		Expenses				
1271	0306		Operating Capital Outlay				
1272	0320		Special Categories—Citizen Advocacy Committee—Expense				
1273	0399		Certifications Forward		98.25		
			District IV—				
1274	0401		Salaries				
1275	0403		Other Personal Services				
1276	0404		Expenses				
1277	0406		Operating Capital Outlay				
1278	0420		Special Categories—Citizen Advocacy Committee—Expense				
1279	0499		Certifications Forward		6,913.11		
			District V—				
1280	0501		Salaries				
1281	0503		Other Personal Services				
1282	0504		Expenses				
1283	0506		Operating Capital Outlay				
1284	0520		Special Categories—Citizen Advocacy Committees—Expense				
1285	0599		Certifications Forward		1,063.36		
			District VI—				
1286	0601		Salaries				
1287	0603		Other Personal Services				
1288	0604		Expenses				
1289	0606		Operating Capital Outlay				
1290	0620		Special Categories—Citizen Advocacy Committees—Expense				
1291	0699		Certifications Forward		1.33		
			District VII—				
1292	0701		Salaries				
1293	0703		Other Personal Services				
1294	0704		Expenses				
1295	0706		Operating Capital Outlay				
1296	0720		Special Categories—Citizen Advocacy Committees—Expense				
1297	0799		Certifications Forward		4,646.66		
			District VIII—				
1298	0801		Salaries				
1299	0803		Other Personal Services				
1300	0804		Expenses				
1301	0806		Operating Capital Outlay				
1302	0820		Special Categories—Citizen Advocacy Committees—Expenses				
1303	0899		Certifications Forward		779.17		
			District IX—				
1304	0901		Salaries				
1305	0903		Other Personal Services				
1306	0904		Expenses				
1307	0906		Operating Capital Outlay				
1308	0920		Special Categories—Citizen Advocacy Committee—Expense				
1309	0999		Certifications Forward		308.02		
			District X—				
1310	1001		Salaries				
1311	1003		Other Personal Services				
1312	1004		Expenses				
1313	1006		Operating Capital Outlay				
1314	1010		Special Categories—Purchased Client Information Services				
1315	1020		Special Categories—Citizen Advocacy Committee—Expense				
1316	1099		Certifications Forward				
			District XI—				
1317	1101		Salaries				
1318	1103		Other Personal Services				
1319	1104		Expenses				
1320	1106		Operating Capital Outlay				
1321	1120		Special Categories—Citizen Advocacy Information Services				
1322	1199		Certification Forward		574.15		
1323			Total Division of District Administration	\$ 443,664.82	\$ 15,886.16	\$ 12,484,200.00	\$
592			Division of Childrens Medical Services:				
			Control—				
1324	0001		Salaries	\$	\$	\$ 543,620.00	\$
1325	0003		Other Personal Services			46,644.00	
1326	0004		Expenses			185,777.00	
1327	0006		Operating Capital Outlay			26,054.00	

ABSTRACT OF GENERAL REVENUE APPROPRIATIONS

Adjustments	Less Appropriations in Reserve	Plus Refunds and Restorations	Total Available	DISBURSEMENTS			Total Available Unexpended	Unexpended Appropriations June 30, 1981	Line No.
				Regular	Transfers	Total			
954,973.00			954,973.00	918,183.66		918,183.66	36,789.34	36,789.34	1268
2,500.00			2,500.00	2,499.35		2,499.35	65	65	1269
192,527.00			192,527.00	179,260.51		179,260.51	13,266.49	13,266.49	1270
7,420.00			7,420.00	7,001.54		7,001.54	418.46	418.46	1271
5,551.00			5,551.00	3,199.87		3,199.87	2,351.13	2,351.13	1272
24,238.73			24,140.48	24,140.48		24,140.48			1273
1,801,734.00			1,801,734.00	1,740,882.83		1,740,882.83	60,851.17	60,851.17	1274
93,896.00			93,896.00	91,259.59		91,259.59	2,636.41	2,636.41	1275
479,475.00			479,475.00	466,195.08		466,195.08	13,279.92	13,279.92	1276
17,434.00			17,434.00	17,282.06		17,282.06	151.94	151.94	1277
5,876.00			5,876.00	5,875.44		5,875.44	56	56	1278
53,907.27			46,994.16	46,994.16		46,994.16			1279
918,332.00			918,332.00	893,749.01		893,749.01	24,582.99	24,582.99	1280
6,409.00			6,409.00	4,493.52		4,493.52	1,915.48	1,915.48	1281
150,075.00			150,075.00	147,255.02		147,255.02	2,819.98	2,819.98	1282
8,113.00			8,113.00	8,066.56		8,066.56	46.44	46.44	1283
4,972.00			4,972.00	4,655.77		4,655.77	316.23	316.23	1284
24,867.41			23,804.05	23,804.05		23,804.05			1285
1,351,716.00			1,351,716.00	1,310,646.73		1,310,646.73	41,069.27	41,069.27	1286
48,893.00			48,893.00	44,663.55		44,663.55	4,229.45	4,229.45	1287
347,129.00			347,129.00	322,397.15		322,397.15	24,731.85	24,731.85	1288
11,109.00			11,109.00	6,517.93		6,517.93	4,591.07	4,591.07	1289
4,871.00			4,871.00	4,854.53		4,854.53	16.47	16.47	1290
43,166.46			43,165.13	43,165.13		43,165.13			1291
1,140,429.00			1,140,429.00	1,120,733.55		1,120,733.55	19,695.45	19,695.45	1292
1,705.00			1,705.00	1,525.30		1,525.30	179.70	179.70	1293
249,413.00			249,413.00	248,220.81		248,220.81	1,192.19	1,192.19	1294
8,276.00			8,276.00	7,076.07		7,076.07	1,199.93	1,199.93	1295
8,145.00			8,145.00	7,806.92		7,806.92	338.08	338.08	1296
63,455.38			58,808.72	58,808.72		58,808.72			1297
1,159,361.00			1,159,361.00	1,127,533.57		1,127,533.57	31,827.43	31,827.43	1298
1,565.00			1,565.00	1,466.78		1,466.78	98.22	98.22	1299
225,352.00			225,352.00	217,289.59		217,289.59	8,062.41	8,062.41	1300
6,497.00			6,497.00	4,840.09		4,840.09	1,656.91	1,656.91	1301
9,465.00			9,465.00	9,450.93		9,450.93	14.07	14.07	1302
37,982.62			37,203.45	37,203.45		37,203.45			1303
933,891.00			933,891.00	901,169.87		901,169.87	32,721.13	32,721.13	1304
1,080.00			1,080.00	189.60		189.60	890.40	890.40	1305
175,678.00			175,678.00	169,780.03		169,780.03	5,897.97	5,897.97	1306
8,388.00			8,388.00	7,831.98		7,831.98	556.02	556.02	1307
4,060.00			4,060.00	3,045.96		3,045.96	1,014.04	1,014.04	1308
27,067.66			26,759.64	26,759.64		26,759.64			1309
926,409.00			926,409.00	896,139.11		896,139.11	30,269.89	30,269.89	1310
1,280.00			1,280.00				1,280.00	1,280.00	1311
150,520.00			150,520.00	132,447.71		132,447.71	18,072.29	18,072.29	1312
4,477.00			4,477.00	4,396.74		4,396.74	80.26	80.26	1313
70,000.00			70,000.00	70,000.00		70,000.00			1314
4,581.00			4,581.00	4,235.71		4,235.71	345.29	345.29	1315
36,052.11			36,052.11	36,052.11		36,052.11			1316
1,243,794.00			1,243,794.00	1,210,275.23		1,210,275.23	33,518.77	33,518.77	1317
27,264.00			27,264.00	18,843.73		18,843.73	8,420.27	8,420.27	1318
227,444.00			227,444.00	217,008.92		217,008.92	10,435.08	10,435.08	1319
5,484.00			5,484.00	346.13		346.13	5,137.87	5,137.87	1320
7,956.00			7,956.00	3,570.39		3,570.39	4,385.61	4,385.61	1321
58,211.69			57,637.54	57,637.54		57,637.54			1322
\$ 2,562,823.00			\$ 15,474,801.66	\$ 14,921,835.64		\$ 14,921,835.64	\$ 552,966.02	\$ 552,966.02	1323
\$ (543,620.00)									1324
(46,644.00)									1325
(185,777.00)									1326
(26,054.00)									1327

ABSTRACT OF GENERAL REVENUE APPROPRIATIONS

Line No.	Dept. and Div. No.	Acct. No.	NAME OF APPROPRIATION	APPROPRIATIONS			
				Certifications from Prior Year	Less Reversions of July 1, 1980	General Appropriation Act	Other
590-605 HEALTH AND REHABILITATIVE SERVICE DEPARTMENT OF (Continued)							
592 Division of Childrens Medical Services: (Continued)							
Control—(Continued)							
1328	0010		Special Categories—Purchased Client Services.....			15,891,753.00	
1329	0019		Lump Sum—Childrens Medical Services Clinic.....			254,050.00	
1330	0020		Special Categories—Kidney Disease Program for Children.....			587,185.00	
1331	0021		Special Categories—Rheumatic Fever.....			82,178.00	
1332	0031		Aid to Local Government—Perinatal Program.....			8,942,971.00	
1333	0032		Aid to Local Government Sickle Cell—Education and Services.....			52,829.00	
1334	0060		Special Education Cystic Fibrosis.....			50,000.00	
1335	0070		Special Categories—Medical Services for Abused and Neglected Children.....			1,472,191.00	
1336	0096		Aid to Local Government—Certifications Forward.....	1,853,458.93			
1337	0099		Certifications Forward.....	2,630,268.09			
District I—							
1338	0101		Salaries.....				
1339	0103		Other Personal Services.....				
1340	0104		Expenses.....				
1341	0106		Operating Capital Outlay.....				
1342	0110		Special Categories—Purchased Client Services.....				
1343	0131		Aid to Local Government Perinatal Program.....				
1344	0160		Special Education—Cystic Fibrosis.....				
1345	0199		Certifications Forward.....		41,023.93		
District II—							
1346	0201		Salaries.....				
1347	0203		Other Personal Services.....				
1348	0204		Expenses.....				
1349	0206		Operating Capital Outlay.....				
1350	0210		Special Categories—Purchased Client Services.....				
1351	0299		Certifications Forward.....		29,006.78		
District III—							
1352	0301		Salaries.....				
1353	0303		Other Personal Services.....				
1354	0304		Expenses.....				
1355	0306		Operating Capital Outlay.....				
1356	0310		Special Categories—Purchased Client Services.....				
1357	0320		Special Categories—Kidney Disease Program for Children.....				
1358	0325		Special Categories—Regional Genetics Program.....				
1359	0331		Aid to Local Government Perinatal Program.....				
1360	0360		Special Education—Cystic Fibrosis.....				
1361	0396		Aid to Local Government Certifications Forward.....				
1362	0399		Certifications Forward.....		11,420.12		
District IV—							
1363	0401		Salaries.....				
1364	0403		Other Personal Services.....				
1365	0404		Expenses.....				
1366	0406		Operating Capital.....				
1367	0410		Special Categories—Purchased Client Services.....				
1368	0431		Aid to Local Government— Perinatal Programs.....				
1369	0460		Special Education—Cystic Fibrosis.....				
1370	0470		Special Categories—Medical Services for Abused and Neglected Children.....				
1371	0496		Certifications Forward—Aid to Local Government.....				
1372	0499		Certifications Forward.....		1,702.86		
District V—							
1373	0501		Salaries.....				
1374	0503		Other Personal Services.....				
1375	0504		Expenses.....				
1376	0506		Operating Capital Outlay.....				
1377	0510		Special Categories—Purchased Client Services.....				
1378	0521		Special Categories—Rheumatic Fever.....				
1379	0531		Aid to Local Government— Perinatal Programs.....				
1380	0560		Special Education—Cystic Fibrosis.....				
1381	0570		Special Categories—Medical Services for Abused and Neglected Children.....				
1382	0596		Aid to Local Government—Certifications Forward.....		60		
1383	0599		Certifications Forward.....		5,047.83		
District VI—							
1384	0601		Salaries.....				
1385	0603		Other Personal Services.....				
1386	0604		Expenses.....				
1387	0606		Operating Capital Outlay.....				
1388	0610		Special Categories—Purchased Client Services.....				
1389	0625		Special Categories—Regional Genetic Program.....				
1390	0631		Aid to Local Government—Perinatal Programs.....				
1391	0660		Special Education—Cystic Fibrosis.....				
1392	0670		Special Categories—Medical Services for Abused and Neglected Children.....				

ABSTRACT OF GENERAL REVENUE APPROPRIATIONS

Adjustments	Less Appropriations in Reserve	Plus Refunds and Restorations	Total Available	DISBURSEMENTS			Total Available Unexpended	Unexpended Appropriations June 30, 1981	Line No.
				Regular	Transfers	Total			
(15,891,753.00)									1328
(254,050.00)									1329
(587,185.00)									1330
(82,178.00)									1331
(8,942,971.00)									1332
(52,829.00)									1333
(50,000.00)									1334
(1,472,191.00)									1335
(1,853,458.93)									1336
(2,630,268.09)									1337
86,372.00			86,372.00	83,693.56		83,693.56	2,678.44	2,678.44	1338
8,023.00			8,023.00	6,976.80		6,976.80	1,046.20	1,046.20	1339
20,978.00			20,978.00	19,205.58		19,205.58	1,772.42	1,772.42	1340
1,858.00			1,858.00	1,834.72		1,834.72	23.28	23.28	1341
862,781.00			862,781.00	862,145.47		862,145.47	635.53	635.53	1342
964,937.00			964,937.00	923,674.25		923,674.25	41,262.75	41,262.75	1343
2,550.00			2,550.00	2,433.00		2,433.00	117.00	117.00	1344
118,580.45			77,556.52	77,556.52		77,556.52			1345
120,789.00			120,789.00	103,586.12		103,586.12	17,202.88	17,202.88	1346
16,644.00			16,644.00	16,222.49		16,222.49	421.51	421.51	1347
12,249.00			12,249.00	11,581.24		11,581.24	667.76	667.76	1348
9,624.00			9,624.00	9,351.88		9,351.88	272.12	272.12	1349
1,313,035.00			1,313,035.00	1,305,037.86		1,305,037.86	7,997.14	7,997.14	1350
157,780.78			128,774.00	128,774.00		128,774.00			1351
142,481.00			142,481.00	127,491.92		127,491.92	14,989.08	14,989.08	1352
8,023.00			8,023.00	5,844.84		5,844.84	2,178.16	2,178.16	1353
20,694.00			20,694.00	20,428.41		20,428.41	265.59	265.59	1354
1,860.00			1,860.00	1,611.49		1,611.49	248.51	248.51	1355
1,994,645.00			1,994,645.00	1,758,576.63		1,758,576.63	236,068.37	236,068.37	1356
403,631.00			403,631.00	336,359.20		336,359.20	67,271.80	67,271.80	1357
129,377.00			129,377.00	107,814.20		107,814.20	21,562.80	21,562.80	1358
1,172,313.00			1,172,313.00	573,449.00		573,449.00	598,864.00	598,864.00	1359
1,313.00			1,313.00	1,132.29		1,132.29	180.71	180.71	1360
234,620.25			234,620.25	234,620.25		234,620.25			1361
459,119.64			447,699.52	447,699.52		447,699.52			1362
64,780.00			64,780.00	56,420.32		56,420.32	8,359.68	8,359.68	1363
6,323.00			6,323.00	5,819.10		5,819.10	503.90	503.90	1364
43,213.00			43,213.00	39,588.34		39,588.34	3,624.66	3,624.66	1365
2,446.00			2,446.00	1,120.11		1,120.11	1,325.89	1,325.89	1366
1,292,011.00			1,292,011.00	1,152,771.54		1,152,771.54	139,239.46	139,239.46	1367
990,529.00			990,529.00	566,813.77		566,813.77	423,715.23	423,715.23	1368
15,100.00			15,100.00	12,725.72		12,725.72	2,374.28	2,374.28	1369
340,191.00			340,191.00	309,393.31		309,393.31	30,797.69	30,797.69	1370
318,051.73			318,051.73	318,051.73		318,051.73			1371
159,476.65			157,773.79	157,773.79		157,773.79			1372
88,865.00			88,865.00	85,133.16		85,133.16	3,731.84	3,731.84	1373
8,508.00			8,508.00	6,697.32		6,697.32	1,810.68	1,810.68	1374
40,048.00			40,048.00	34,433.71		34,433.71	5,614.29	5,614.29	1375
2,437.00			2,437.00	2,398.36		2,398.36	38.64	38.64	1376
1,673,884.00			1,673,884.00	1,645,284.99		1,645,284.99	28,599.01	28,599.01	1377
85,790.00			85,790.00	79,063.48		79,063.48	6,726.52	6,726.52	1378
992,786.00			992,786.00	760,637.80		760,637.80	232,148.20	232,148.20	1379
24,037.00			24,037.00	15,793.61		15,793.61	8,243.39	8,243.39	1380
283,500.00			283,500.00	262,773.98		262,773.98	20,726.02	20,726.02	1381
4,533.94			4,533.34	4,533.34		4,533.34			1382
239,190.83			234,143.00	234,143.00		234,143.00			1383
73,758.00			73,758.00	71,133.52		71,133.52	2,624.48	2,624.48	1384
8,508.00			8,508.00	7,255.06		7,255.06	1,252.94	1,252.94	1385
14,670.00			14,670.00	14,416.04		14,416.04	253.96	253.96	1386
2,872.00			2,872.00	1,267.00		1,267.00	1,605.00	1,605.00	1387
1,271,420.00			1,271,420.00	1,094,835.29		1,094,835.29	176,584.71	176,584.71	1388
99,204.00			99,204.00	74,403.00		74,403.00	24,801.00	24,801.00	1389
1,234,690.00			1,234,690.00	745,542.75		745,542.75	489,147.25	489,147.25	1390
1,500.00			1,500.00	1,500.00		1,500.00			1391
224,700.00			224,700.00	210,558.37		210,558.37	14,141.63	14,141.63	1392

ABSTRACT OF GENERAL REVENUE APPROPRIATIONS

Line No.	Dept. and Div. No.	Acct. No.	NAME OF APPROPRIATION	APPROPRIATIONS			
				Certifications from Prior Year	Less Reversions of July 1, 1980	General Appropriation Act	Other
590-605 HEALTH AND REHABILITATIVE SERVICE DEPARTMENT OF (Continued)							
592 Division of Childrens Medical Services: (Continued)							
District VI—(Continued)							
1393	0696		Certifications Forward—Aid to Local Government				
1394	0699		Certifications Forward		1,101.24		
District VII—							
1395	0701		Salaries				
1396	0703		Other Personal Services				
1397	0704		Expenses				
1398	0706		Operating Capital Outlay				
1399	0710		Special Categories—Purchased Client Services				
1400	0731		Aid to Local Government—Perinatal Programs				
1401	0770		Special Categories—Medical Services for Abused and Neglected Children				
1402	0799		Certifications Forward		46,735.70		
District VIII—							
1403	0801		Salaries				
1404	0803		Other Personal Services				
1405	0804		Expenses				
1406	0806		Operating Capital Outlay				
1407	0810		Special Categories—Purchased Client Services				
1408	0860		Special Education—Cystic Fibrosis				
1409	0899		Certifications Forward		2,573.76		
District IX—							
1410	0901		Salaries				
1411	0903		Other Personal Services				
1412	0904		Expenses				
1413	0906		Operating Capital Outlay				
1414	0910		Special Categories—Purchased Client Services				
1415	0931		Aid to Local Government—Perinatal Programs				
1416	0960		Special Education—Cystic Fibrosis				
1417	0996		Aid to Local Government—Certifications Forward		58,998.36		
1418	0999		Certifications Forward		56,566.59		
District X—							
1419	1001		Salaries				
1420	1004		Expenses				
1421	1006		Operating Capital Outlay				
1422	1010		Special Categories—Purchased Client Service				
1423	1099		Certifications Forward		2,656.18		
District XI—							
1424	1101		Salaries				
1425	1103		Other Personal Services				
1426	1104		Expenses				
1427	1106		Operating Capital Outlay				
1428	1110		Special Categories—Purchased Client Services				
1429	1120		Special Categories—Kidney Disease Program for Children				
1430	1125		Special Categories—Regional Genetic Program				
1431	1131		Aid to Local Government—Perinatal Programs				
1432	1132		Aid to Local Government—Sickle Cell Education and Screening				
1433	1160		Special Education—Cystic Fibrosis				
1434	1170		Special Categories—Medical Services for Abused and Neglected Children				
1435	1196		Certifications Forward—Aid to Local Government				
1436	1199		Certifications Forward		378.51		
1437			Total Division of Childrens Medical Services	\$ 4,483,727.02	\$ 257,212.46	\$ 28,135,252.00	\$
593 Division of Aging and Adult Services							
Control—							
1438	0001		Salaries	\$	\$	\$ 2,052,944.00	\$
1439	0003		Other Personal Services			51,585.00	
1440	0004		Expenses			542,946.00	
1441	0006		Operating Capital Outlay			22,975.00	
1442	0010		Special Categories—Local Services Program			642,861.00	
1443	0020		Special Categories—Temporary Emergency Shelter			40,000.00	
1444	0030		Aid to Local Government—Community Services			622,355.00	
1445	0031		Aid to Local Government—Displaced Homemakers Program			500,000.00	
1446	0060		Special Categories—Community Care for the Elderly—Home Placement			1,781,696.00	
1447	0070		Special Categories—Community Care for the Elderly			6,734,676.00	54,552.00
1448	0096		Certifications Forward—Aid to Local Government	116,063.88	39		
1449	0099		Certifications Forward	1,624,142.68			
District I—							
1450	0101		Salaries				
1451	0103		Other Personal Services				
1452	0104		Expenses				
1453	0106		Special Categories—Local Services Program				
1454	0110		Operating Capital Outlay				

*Authorized by Item 607 of Chapter 79-212, Laws of Florida

ABSTRACT OF GENERAL REVENUE APPROPRIATIONS

Adjustments	Less Appropriations in Reserve	Plus Refunds and Restorations	Total Available	DISBURSEMENTS			Total Available Unexpended	Unexpended Appropriations June 30, 1981	Line No.
				Regular	Transfers	Total			
320,457.00			320,457.00	320,457.00		320,457.00			1393
189,799.32			188,698.08	188,698.08		188,698.08			1394
92,258.00			92,258.00	87,796.60		87,796.60	4,461.40	4,461.40	1395
18,537.00			18,537.00	16,341.84		16,341.84	2,195.16	2,195.16	1396
32,026.00			32,026.00	30,748.62		30,748.62	1,277.38	1,277.38	1397
2,771.00			2,771.00	2,259.67		2,259.67	511.33	511.33	1398
1,301,798.00			1,301,798.00	1,155,515.04		1,155,515.04	146,282.96	146,282.96	1399
1,042,548.00			1,042,548.00	604,720.25		604,720.25	437,827.75	437,827.75	1400
222,325.00			222,325.00	184,661.00		184,661.00	37,664.00	37,664.00	1401
283,820.29			237,084.59	237,084.59		237,084.59			1402
139,326.00			139,326.00	134,405.87		134,405.87	4,920.13	4,920.13	1403
30,000.00			30,000.00	25,304.16		25,304.16	4,695.84	4,695.84	1404
20,056.00			20,056.00	19,986.25		19,986.25	69.75	69.75	1405
3,937.00			3,937.00	3,456.50		3,456.50	480.50	480.50	1406
1,682,624.00			1,682,624.00	1,660,906.64		1,660,906.64	21,717.36	21,717.36	1407
1,500.00			1,500.00	1,462.33		1,462.33	37.67	37.67	1408
219,615.80			217,042.04	217,042.04		217,042.04			1409
75,570.00			75,570.00	69,324.13		69,324.13	6,245.87	6,245.87	1410
8,023.00			8,023.00	7,470.09		7,470.09	552.91	552.91	1411
16,600.00			16,600.00	16,412.72		16,412.72	187.28	187.28	1412
3,881.00			3,881.00	3,795.22		3,795.22	85.78	85.78	1413
1,379,609.00			1,379,609.00	1,002,987.78		1,002,987.78	376,621.22	376,621.22	1414
511,184.00			511,184.00	297,029.25		297,029.25	214,154.75	214,154.75	1415
2,000.00			2,000.00	1,498.93		1,498.93	501.07	501.07	1416
158,898.47			99,900.11	99,900.11		99,900.11			1417
203,961.83			147,395.24	147,395.24		147,395.24			1418
21,044.00			21,044.00	20,970.85		20,970.85	73.15	73.15	1419
15,376.00			15,376.00	15,240.20		15,240.20	135.80	135.80	1420
1,416.00			1,416.00				1,416.00	1,416.00	1421
826,426.00			826,426.00	681,455.10		681,455.10	144,970.90	144,970.90	1422
107,223.93			104,567.75	104,567.75		104,567.75			1423
78,577.00			78,577.00	73,807.08		73,807.08	4,769.92	4,769.92	1424
23.00			23.00				23.00	23.00	1425
12,802.00			12,802.00	11,946.09		11,946.09	855.91	855.91	1426
3,140.00			3,140.00	125.00		125.00	3,015.00	3,015.00	1427
2,079,288.00			2,079,288.00	1,474,516.77		1,474,516.77	604,771.23	604,771.23	1428
183,554.00			183,554.00	137,665.51		137,665.51	45,888.49	45,888.49	1429
139,386.00			139,386.00	104,539.50		104,539.50	34,846.50	34,846.50	1430
1,812,670.00			1,812,670.00	946,631.59		946,631.59	866,038.41	866,038.41	1431
52,829.00			52,829.00	39,647.05		39,647.05	13,181.95	13,181.95	1432
2,000.00			2,000.00	1,969.65		1,969.65	30.35	30.35	1433
401,475.00			401,475.00	361,166.63		361,166.63	40,308.37	40,308.37	1434
816,897.54			816,897.54	816,897.54		816,897.54			1435
491,698.57			491,320.06	491,320.06		491,320.06			1436
\$ 281,274.00	\$	\$	\$ 32,623,040.56	\$ 26,958,509.07	\$	\$ 26,958,509.07	\$ 5,664,531.49	\$ 5,664,531.49	1437
\$ (2,052,944.00)	\$	\$	\$	\$	\$	\$	\$	\$	1438
(51,585.00)									1439
(542,946.00)									1440
(22,975.00)									1441
(642,861.00)									1442
(40,000.00)									1443
(618,385.00)			3,970.00				3,970.00	3,970.00	1444
(500,000.00)									1445
(1,781,696.00)									1446
(5,945,331.00)			843,897.00				843,897.00	843,897.00	1447
(116,063.49)									1448
(1,624,142.68)									1449
133,353.00			133,353.00	125,852.84		125,852.84	7,500.16	7,500.16	1450
1,806.00			1,806.00	1,155.00		1,155.00	651.00	651.00	1451
28,575.00			28,575.00	26,508.62		26,508.62	2,066.38	2,066.38	1452
658.00			658.00	636.06		636.06	21.94	21.94	1453
30,684.00			30,684.00	22,871.60		22,871.60	7,812.40	7,812.40	1454

ABSTRACT OF GENERAL REVENUE APPROPRIATIONS

Line No.	Dept. and Div. No.	Acct. No.	NAME OF APPROPRIATION	APPROPRIATIONS			
				Certifications from Prior Year	Less Reversions of July 1, 1980	General Appropriation Act	Other
590-605 HEALTH AND REHABILITATIVE SERVICE DEPARTMENT OF (Continued)							
593 Division of Aging and Adult Services: (Continued)							
District I—(Continued)							
1455	0120		Special Category—Temporary Emergency Shelter				
1456	0130		Aid to Local Government—Community Services				
1457	0160		Special Categories—Community Care for the Elderly—Home Placement				
1458	0170		Special Categories—Community Care for the Elderly—Demonstration Project				
1459	0199		Certifications Forward		161.19		
District II—							
1460	0201		Salaries				
1461	0203		Other Personal Service				
1462	0204		Expenses				
1463	0206		Operating Capital Outlay				
1464	0210		Special Categories—Local Services Program				
1465	0220		Special Categories—Temporary Emergency Shelter				
1466	0230		Aid to Local Government—Commodity Services				
1467	0260		Special Categories—Community Care for the Elderly—Home Placement				
1468	0270		Special Categories—Community Care for the Elderly—Home Placement				
1469	0299		District II—Certifications Forward		46,065.09		
District III—							
1470	0301		Salaries				
1471	0303		Other Personal Services				
1472	0304		Expenses				
1473	0306		Operating Capital Outlay				
1474	0310		Special Categories—Local Services Program				
1475	0320		Special Categories—Temporary Emergency Shelter				
1476	0330		Aid to Local Government—Community Services				
1477	0360		Special Categories—Community Care for the Elderly—Home Placement				
1478	0370		Special Categories—Community Care for the Elderly				
1479	0399		Certifications Forward		8,875.82		
District IV—							
1480	0401		Salaries				
1481	0403		Other Personal Services				
1482	0404		Expenses				
1483	0406		Operating Capital Outlay				
1484	0410		Special Categories—Local Services Program				
1485	0420		Special Categories—Temporary Emergency Shelter				
1486	0430		Aid to Local Government—Community Services				
1487	0431		Aid to Local Government—Displaced Homemakers Program				
1488	0460		Special Categories—Community Care for the Elderly—Home Placement				
1489	0470		Special Categories—Community Care				
1490	0480		Community Protective Adult Services				
1491	0496		Certifications Forward—Aid to Local Government		2,467.72		
1492	0499		Certifications Forward		9,939.43		
District V—							
1493	0501		Salaries				
1494	0503		Other Personal Services				
1495	0504		Expenses				
1496	0506		Operating Capital Outlay				
1497	0510		Special Categories—Local Services Program				
1498	0520		Special Categories—Temporary Emergency Shelter				
1499	0530		Aid to Local Governments—Community Services				
1500	0531		Aid to Local Governments—Displaced Homemakers Program				
1501	0560		Special Categories—Community Care for the Elderly—Home Placement				
1502	0570		Special Categories—Community Care for the Elderly				
1503	0580		Community Protective Adult Services				
1504	0596		Certifications Forward—Aid to Local Governments		15.69		
1505	0599		Certifications Forward		94,262.47		
District VI—							
1506	0601		Salaries				
1507	0603		Other Personal Services				
1508	0604		Expenses				
1509	0606		Operating Capital Outlay				
1510	0610		Special Categories—Local Services Program				
1511	0620		Special Categories—Temporary Emergency Shelter				
1512	0630		Aid to Local Governments—Community Services				
1513	0631		Aid to Local Governments—Displaced Homemakers Program				
1514	0660		Special Categories—Community Care for the Elderly—Home Placement				
1515	0670		Special Categories—Community Care for the Elderly				
1516	0696		Certifications Forward—Aid to Local Governments		610.01		
1517	0699		Certifications Forward		35,909.30		
District VII—							
1518	0701		Salaries				
1519	0703		Other Personal Services				

¹Authorized by ITEM 607 of Chapter 79-212, Laws of Florida

ABSTRACT OF GENERAL REVENUE APPROPRIATIONS

Adjustments	Less Appropriations in Reserve	Plus Refunds and Restorations	Total Available	DISBURSEMENTS			Total Available Unexpended	Unexpended Appropriations June 30, 1981	Line No.
				Regular	Transfers	Total			
2,125.00			2,125.00	1,610.09		1,610.09	514.91	514.91	1455
106,216.00			106,216.00	104,287.84		104,287.84	1,928.16	1,928.16	1456
76,970.00			76,970.00	70,062.07		70,062.07	6,907.93	6,907.93	1457
210,279.00			210,279.00	183,858.78		183,858.78	26,420.22	26,420.22	1458
95,284.60			95,123.41	95,123.41		95,123.41			1459
266,796.00			266,796.00	262,322.35		262,322.35	4,473.65	4,473.65	1460
5,170.00			5,170.00	2,105.25		2,105.25	3,064.75	3,064.75	1461
53,404.00			53,404.00	46,774.88		46,774.88	6,629.12	6,629.12	1462
2,752.00			2,752.00	2,187.40		2,187.40	564.60	564.60	1463
38,192.00			38,192.00	30,330.50		30,330.50	7,861.50	7,861.50	1464
2,190.00			2,190.00	1,041.56		1,041.56	1,148.44	1,148.44	1465
35,309.00			35,309.00	31,770.43		31,770.43	3,538.57	3,538.57	1466
260,000.00			260,000.00	254,782.74		254,782.74	5,217.26	5,217.26	1467
354,400.00			354,400.00	334,692.08		334,692.08	19,707.92	19,707.92	1468
99,018.22			52,953.18	52,953.13		52,953.13			1469
303,112.00			303,112.00	297,578.89		297,578.89	5,533.11	5,533.11	1470
4,496.00			4,496.00	4,496.00		4,496.00			1471
70,217.00			70,217.00	69,669.30		69,669.30	547.70	547.70	1472
2,423.00			2,423.00	2,402.41		2,402.41	20.59	20.59	1473
60,386.00			60,386.00	46,426.37		46,426.37	13,959.63	13,959.63	1474
3,405.00			3,405.00	2,574.53		2,574.53	830.47	830.47	1475
43,971.00			43,971.00	33,612.62		33,612.62	10,358.38	10,358.38	1476
130,102.00			130,102.00	119,910.38		119,910.38	10,191.62	10,191.62	1477
623,288.00			623,288.00	556,836.67		556,836.67	66,451.33	66,451.33	1478
117,718.41			108,842.59	108,842.59		108,842.59			1479
442,064.00			442,064.00	416,810.42		416,810.42	25,253.58	25,253.58	1480
11,050.00			11,050.00	5,689.21		5,689.21	5,360.79	5,360.79	1481
90,406.00			90,406.00	82,002.99		82,002.99	8,403.01	8,403.01	1482
5,826.00			5,826.00	4,947.90		4,947.90	878.10	878.10	1483
70,585.00			70,585.00	60,430.26		60,430.26	10,154.74	10,154.74	1484
4,160.00			4,160.00	3,285.72		3,285.72	874.28	874.28	1485
47,174.00			47,174.00	47,124.55		47,124.55	49.45	49.45	1486
100,000.00			100,000.00	80,342.29		80,342.29	19,657.71	19,657.71	1487
264,000.00			264,000.00	257,087.05		257,087.05	6,912.95	6,912.95	1488
294,468.00			294,468.00	294,436.29		294,436.29	31.71	31.71	1489
88,951.00			88,951.00	11,232.07		11,232.07	77,718.93	77,718.93	1490
21,004.30			18,536.58	18,536.58		18,536.58			1491
51,371.67			41,432.24	41,432.24		41,432.24			1492
239,372.00			239,372.00	231,091.47		231,091.47	8,280.53	8,280.53	1493
4,763.00			4,763.00	271.98		271.98	4,491.02	4,491.02	1494
62,280.00			62,280.00	46,903.60		46,903.60	15,376.40	15,376.40	1495
5,016.00			5,016.00	3,760.50		3,760.50	1,255.50	1,255.50	1496
100,110.00			100,110.00	63,842.81		63,842.81	36,267.19	36,267.19	1497
3,590.00			3,590.00	2,207.48		2,207.48	1,382.52	1,382.52	1498
60,232.00			60,232.00	51,824.53		51,824.53	8,407.47	8,407.47	1499
50,000.00			50,000.00	43,940.66		43,940.66	6,059.34	6,059.34	1500
69,018.00			69,018.00	66,707.32		66,707.32	2,310.68	2,310.68	1501
589,950.00			589,950.00	514,956.89		514,956.89	74,993.11	74,993.11	1502
17,855.00			17,855.00	5,243.76		5,243.76	12,611.24	12,611.24	1503
4,735.95			4,720.26	4,720.26		4,720.26			1504
165,095.78			70,833.31	70,833.31		70,833.31			1505
302,773.00			302,773.00	284,471.98		284,471.98	18,301.02	18,301.02	1506
5,511.00			5,511.00	3,450.47		3,450.47	2,060.53	2,060.53	1507
54,112.00			54,112.00	52,982.82		52,982.82	1,129.18	1,129.18	1508
1,406.00			1,406.00				1,406.00	1,406.00	1509
103,200.00			103,200.00	80,116.97		80,116.97	23,083.03	23,083.03	1510
3,250.00			3,250.00	2,579.34		2,579.34	670.66	670.66	1511
42,963.00			42,963.00	35,125.17		35,125.17	7,837.83	7,837.83	1512
100,000.00			100,000.00	95,076.49		95,076.49	4,923.51	4,923.51	1513
118,263.00			118,263.00	107,858.25		107,858.25	10,404.75	10,404.75	1514
303,181.00			303,181.00	244,979.19		244,979.19	58,201.81	58,201.81	1515
24,009.94			23,399.93	23,399.93		23,399.93			1516
108,704.21			72,794.91	72,794.91		72,794.91			1517
212,197.00			212,197.00	196,388.94		196,388.94	15,808.06	15,808.06	1518
3,587.00			3,587.00	2,139.45		2,139.45	1,447.55	1,447.55	1519

ABSTRACT OF GENERAL REVENUE APPROPRIATIONS

Line No.	Dept. and Div. No.	Acct. No.	NAME OF APPROPRIATION	APPROPRIATIONS			
				Certifications from Prior Year	Less Reversions of July 1, 1980	General Appropriation Act	Other
590-609 HEALTH AND REHABILITATIVE SERVICES, DEPARTMENT OF (CONTINUED)							
593 Division of Aging and Adult Services: (Continued)							
District VII—(Continued)							
1520	0704		Expenses				
1521	0706		Operating Capital Outlay				
1522	0710		Special Categories—Local Services Program				
1523	0720		Special Categories—Temporary Emergency Shelter				
1524	0730		Aid to Local Governments—Community Services				
1525	0731		Aid to Local Governments—Displaced Homemakers Program				
1526	0760		Special Categories—Community Care for the Elderly—Home Placement				
1527	0770		Special Categories—Community Care for the Elderly				
1528	0780		Community Protective Adult Services				
1529	0796		Certifications Forward—Aid to Local Governments		6,498.00		
1530	0799		Certifications Forward		18,925.08		
District VIII—							
1531	0801		Salaries				
1532	0803		Other Personal Services				
1533	0804		Expenses				
1534	0806		Operating Capital Outlay				
1535	0810		Special Categories—Local Services Program				
1536	0820		Special Categories—Temporary Emergency Shelter				
1537	0830		Aid to Local Governments—Community Services				
1538	0831		Aid to Local Governments—Displaced Homemakers Program				
1539	0860		Special Categories—Community Care for the Elderly—Home Placement				
1540	0870		Special Categories—Community Care for the Elderly				
1541	0880		Community Protective Adult Services				
1542	0896		Certifications Forward—Aid to Local Governments		2,109.25		
1543	0899		Certifications Forward		57,260.53		
District IX—							
1544	0901		Salaries				
1545	0903		Other Personal Services				
1546	0904		Expenses				
1547	0906		Operating Capital Outlay				
1548	0910		Special Categories—Local Services Program				
1549	0920		Special Categories—Temporary Emergency Shelter				
1550	0930		Aid to Local Governments—Community Services				
1551	0960		Special Categories—Community Care for the Elderly—Home Placement				
1552	0970		Special Categories—Community Care for the Elderly				
1553	0996		Certifications Forward—Aid to Local Governments				
1554	0999		Certifications Forward		13,379.44		
District X—							
1555	1001		Salaries				
1556	1003		Other Personal Services				
1557	1004		Expenses				
1558	1006		Operating Capital Outlay				
1559	1010		Special Categories—Local Services Program				
1560	1020		Special Categories—Temporary Emergency Shelter				
1561	1030		Aid to Local Governments—Community Services				
1562	1031		Aid to Local Governments—Displaced Homemakers				
1563	1060		Special Categories—Community Care for the Elderly—Home Placement				
1564	1070		Special Categories—Community Care for the Elderly				
1565	1080		Special Categories—Community Protective Adult Services				
1566	1096		Certifications Forward—Aid to Local Governments		1,409.37		
1567	1099		Certifications Forward		1,284.63		
District XI—(Continued)							
1568	1101		Salaries				
1569	1103		Other Personal Services				
1570	1104		Expenses				
1571	1106		Operating Capital Outlay				
1572	1110		Special Categories—Local Services Program				
1573	1120		Special Categories—Temporary Emergency Shelter				
1574	1130		Aid to Local Governments—Community Services				
1575	1131		Aid to Local Governments—Certification				
1576	1160		Special Categories—Community Care for the Elderly—Home Placement				
1577	1170		Special Categories—Community Care for the Elderly				
1578	1196		Certifications Forward—Aid to Local Governments		500.93		
1579	1199		Certifications Forward		50,068.44		
1580	Total Division of Aging and Adult Services			\$ 1,740,206.56	\$ 349,742.78	\$ 12,992,038.00	\$ 54,552.00
594 Division of Youth Services							
Control—							
1581	0001		Salaries	\$	\$	13,807,296.00	\$
1582	0003		Other Personal Services			430,333.00	
1583	0004		Expenses			4,955,144.00	
1584	0006		Operating Capital Outlay			140,627.00	
1585	0007		Food Products			908,846.00	

ABSTRACT OF GENERAL REVENUE APPROPRIATIONS

Adjustments	Less Appropriations in Reserve	Plus Refunds and Restorations	Total Available	DISBURSEMENTS			Total Available Unexpended	Unexpended Appropriations June 30, 1981	Line No
				Regular	Transfers	Total			
53,629.00			53,629.00	50,627.98		50,627.98	3,001.02	3,001.02	1520
6,075.00			6,075.00	2,637.69		2,637.69	3,437.31	3,437.31	1521
47,838.00			47,838.00	42,138.40		42,138.40	5,699.60	5,699.60	1522
2,360.00			2,360.00	1,978.70		1,978.70	381.30	381.30	1523
44,321.00			44,321.00	24,831.60		24,831.60	19,489.40	19,489.40	1524
75,000.00			75,000.00	67,138.95		67,138.95	7,861.05	7,861.05	1525
88,179.00			88,179.00	83,618.34		83,618.34	4,560.66	4,560.66	1526
639,323.00			639,323.00	638,812.68		638,812.68	510.32	510.32	1527
15,347.00			15,347.00				15,347.00	15,347.00	1528
19,155.22			12,657.22	12,657.22		12,657.22			1529
193,374.19			174,449.11	174,449.11		174,449.11			1530
275,535.00			275,535.00	263,656.23		263,656.23	11,878.77	11,878.77	1531
2,859.00			2,859.00	860.00		860.00	1,999.00	1,999.00	1532
83,203.00			83,203.00	79,400.21		79,400.21	3,802.79	3,802.79	1533
4,851.00			4,851.00	4,761.35		4,761.35	89.65	89.65	1534
73,992.00			73,992.00	51,618.08		51,618.08	22,373.92	22,373.92	1535
3,805.00			3,805.00	2,716.90		2,716.90	1,088.10	1,088.10	1536
53,912.00			53,912.00	50,875.09		50,875.09	3,036.91	3,036.91	1537
50,000.00			50,000.00	4,671.48		4,671.48	5,328.52	5,328.52	1538
119,716.00			119,716.00	119,629.68		119,629.68	86.32	86.32	1539
685,462.00			685,462.00	659,314.03		659,314.03	26,147.97	26,147.97	1540
10,422.00			10,422.00				10,422.00	10,422.00	1541
12,000.00			9,890.75	9,890.75		9,890.75			1542
143,805.04			86,544.51	86,544.51		86,544.51			1543
187,120.00			187,120.00	178,571.04		178,571.04	8,548.96	8,548.96	1544
4,358.00			4,358.00	4,039.86		4,039.86	318.14	318.14	1545
50,757.00			50,757.00	48,065.65		48,065.65	2,691.35	2,691.35	1546
1,792.00			1,792.00	1,772.34		1,772.34	19.66	19.66	1547
65,012.00			65,012.00	48,560.61		48,560.61	16,451.39	16,451.39	1548
3,545.00			3,545.00	2,682.36		2,682.36	862.64	862.64	1549
55,379.00			55,379.00	53,362.98		53,362.98	2,016.02	2,016.02	1550
65,682.00			65,682.00	64,156.94		64,156.94	1,525.06	1,525.06	1551
529,498.00			529,498.00	464,643.18		464,643.18	64,854.82	64,854.82	1552
5,949.69			5,949.69	5,949.69		5,949.69			1553
136,593.94			123,214.50	123,214.50		123,214.50			1554
214,941.00			214,941.00	207,379.01		207,379.01	7,561.99	7,561.99	1555
3,952.00			3,952.00	3,570.00		3,570.00	382.00	382.00	1556
48,661.00			48,661.00	48,541.24		48,541.24	119.76	119.76	1557
3,729.00			3,729.00	3,302.24		3,302.24	426.76	426.76	1558
58,812.00			58,812.00	54,861.44		54,861.44	3,950.56	3,950.56	1559
4,140.00			4,140.00	2,315.49		2,315.49	1,824.51	1,824.51	1560
48,978.00			48,978.00	48,942.26		48,942.26	35.74	35.74	1561
50,000.00			50,000.00	46,000.97		46,000.97	3,999.03	3,999.03	1562
62,119.00			62,119.00	57,389.34		57,389.34	4,729.66	4,729.66	1563
226,144.00			226,144.00	203,756.17		203,756.17	22,387.83	22,387.83	1564
8,655.00			8,655.00				8,655.00	8,655.00	1565
11,600.00			10,190.63	10,190.63		10,190.63			1566
59,370.18			58,085.55	58,085.55		58,085.55			1567
454,944.00			454,944.00	448,565.06		448,565.06	6,378.94	6,378.94	1568
8,747.00			8,747.00	181.57		181.57	8,565.43	8,565.43	1569
93,641.00			93,641.00	88,707.98		88,707.98	4,933.02	4,933.02	1570
2,790.00			2,790.00				2,790.00	2,790.00	1571
313,480.00			313,480.00	286,049.01		286,049.01	27,430.99	27,430.99	1572
11,930.00			11,930.00	10,211.24		10,211.24	1,718.76	1,718.76	1573
54,790.00			54,790.00	49,608.04		49,608.04	5,181.96	5,181.96	1574
75,000.00			75,000.00	60,090.15		60,090.15	14,909.85	14,909.85	1575
555,668.00			555,668.00	546,533.45		546,533.45	9,134.55	9,134.55	1576
765,481.00			765,481.00	755,146.78		755,146.78	10,334.22	10,334.22	1577
17,608.39			17,107.46	17,107.46		17,107.46			1578
453,806.44			403,738.00	403,738.00		403,738.00			1579
\$ 888,443.00	\$	\$	\$ 15,325,496.78	\$ 13,402,423.65	\$	\$ 13,402,423.65	\$ 1,923,073.13	\$ 1,923,073.13	1580
\$ (13,807,296.00)	\$	\$			\$				1581
(430,333.00)									1582
(4,955,144.00)									1583
(140,627.00)									1584
(894,514.00)			14,332.00				14,332.00	14,332.00	1585

ABSTRACT OF GENERAL REVENUE APPROPRIATIONS

Line No.	Dept. and Div. No.	Acct. No.	NAME OF APPROPRIATION	APPROPRIATIONS			
				Certifications from Prior Year	Less Reversions of July 1, 1980	General Appropriation Act	Other
590-609			HEALTH AND REHABILITATIVE SERVICE DEPARTMENT OF (Continued)				
594			Division of Youth Services: (Continued)				
			Control—(Continued)				
1586	0008		FCO—Start Center—Polk County			498,656.00	
1587	0010		Special Categories—Contracted Services			2,918,320.00	
1588	0020		Special Categories—Operation Involvement			233,860.00	
1589	0099		Certifications Forward	927,067.35			
			District I—				
1590	0101		Salaries				
1591	0103		Other Personal Services				
1592	0104		Expenses				
1593	0106		Operating Capital Outlay				
1594	0107		Food Products				
1595	0110		Special Categories—Contracted Services				
1596	0120		Special Categories—Operation Involvement				
1597	0130		Special Categories—Client Transportation				
1598	0199		Certifications Forward		5.58		
			District II—				
1599	0201		Salaries				
1600	0203		Other Personal Services				
1601	0204		Expenses				
1602	0206		Operating Capital Outlay				
1603	0207		Food Products				
1604	0210		Special Categories—Contracted Services				
1605	0230		Special Categories—Client Transportation				
1606	0299		Certifications Forward		3,895.42		
			District III—				
1607	0301		Salaries				
1608	0303		Other Personal Services				
1609	0304		Expenses				
1610	0306		Operating Capital Outlay				
1611	0307		Food Products				
1612	0310		Special Categories—Contracted Services				
1613	0330		Special Categories—Client Transportation				
1614	0399		Certifications Forward		11,592.76		
			District IV—				
1615	0401		Salaries				
1616	0403		Other Personal Services				
1617	0404		Expenses				
1618	0406		Operating Capital Outlay				
1619	0407		Food Products				
1620	0410		Special Categories—Contracted Services				
1621	0430		Special Categories—Client Transportation				
1622	0499		Certifications Forward		15,863.20		
			District V—				
1623	0501		District 5—Salaries				
1624	0503		District 5—Other Personal Services				
1625	0504		District 5—Expenses				
1626	0506		Operating Capital Outlay				
1627	0507		Food Products				
1628	0510		Special Categories—Contracted Services				
1629	0530		Special Categories—Client Transportation				
1630	0599		Certifications Forward		1,270.89		
			District VI—				
1631	0601		Salaries				
1632	0603		Other Personal Services				
1633	0604		Expenses				
1634	0606		Operating Capital Outlay				
1635	0607		Food Products				
1636	0610		Special Categories—Contracted Services				
1637	0630		Special Categories—Client Transportation				
1638	0699		Certifications Forward		1,869.52		
			District VII—				
1639	0701		Salaries				
1640	0703		Other Personal Services				
1641	0704		Expenses				
1642	0706		Operating Capital Outlay				
1643	0707		Food Products				
1644	0710		Special Categories—Contracted Services				
1645	0730		Special Categories—Client Transportation				
1646	0799		Certifications Forward		14,875.30		
			District VIII—				
1647	0801		Salaries				
1648	0803		Other Personal Services				
1649	0804		Expenses				

ABSTRACT OF GENERAL REVENUE APPROPRIATIONS

Adjustments	Less Appropriations in Reserve	Plus Refunds and Restorations	Total Available	DISBURSEMENTS			Total Available Unexpended	Unexpended Appropriations June 30, 1981	Line No.
				Regular	Transfers	Total			
96,353.00	3,000.00		592,009.00	375,223.48		375,223.48	216,785.52	219,785.52	1586
(2,918,320.00)									1587
(233,860.00)									1588
(927,067.35)									1589
691,120.00			691,120.00	656,210.97		656,210.97	34,909.03	34,909.03	1590
1,500.00			1,500.00	1,204.57		1,204.57	295.43	295.43	1591
250,346.00			250,346.00	215,318.01		215,318.01	35,027.99	35,027.99	1592
7,024.00			7,024.00	7,021.55		7,021.55	2.45	2.45	1593
53,709.00			53,709.00	42,962.66		42,962.66	10,746.34	10,746.34	1594
20,137.00			20,137.00	17,981.78		17,981.78	2,155.22	2,155.22	1595
233,860.00			233,860.00	233,860.00		233,860.00			1596
19,638.00			19,638.00	14,085.14		14,085.14	5,552.86	5,552.86	1597
37,792.57			37,786.99	37,786.99		37,786.99			1598
936,115.00			936,115.00	900,659.74		900,659.74	35,455.26	35,455.26	1599
40.00			40.00				40.00	40.00	1600
286,522.00			286,522.00	271,075.75		271,075.75	15,446.25	15,446.25	1601
19,106.00			19,106.00	11,164.04		11,164.04	7,941.96	7,941.96	1602
56,337.00			56,337.00	56,219.45		56,219.45	117.55	117.55	1603
57,228.00			57,228.00	53,359.78		53,359.78	3,868.22	3,868.22	1604
1,158.00			1,158.00	874.50		874.50	283.50	283.50	1605
60,122.57			56,227.15	56,227.15		56,227.15			1606
917,267.00			917,267.00	863,506.98		863,506.98	53,760.02	53,760.02	1607
1,150.00			1,150.00	42.98		42.98	1,107.02	1,107.02	1608
260,890.00			260,890.00	243,649.44		243,649.44	17,240.56	17,240.56	1609
9,606.00			9,606.00	8,076.92		8,076.92	1,529.08	1,529.08	1610
20,459.00			20,459.00	19,547.75		19,547.75	911.25	911.25	1611
360,035.00			360,035.00	353,809.47		353,809.47	6,225.53	6,225.53	1612
49,246.00			49,246.00	43,629.47		43,629.47	5,616.53	5,616.53	1613
128,654.19			117,061.43	117,061.43		117,061.43			1614
1,976,796.00			1,976,796.00	1,888,047.42		1,888,047.42	88,748.58	88,748.58	1615
18,814.00			18,814.00	18,741.37		18,741.37	72.63	72.63	1616
669,108.00			669,108.00	636,280.13		636,280.13	32,827.87	32,827.87	1617
16,949.00			16,949.00	15,512.80		15,512.80	1,436.20	1,436.20	1618
148,903.00			148,903.00	136,270.13		136,270.13	12,632.87	12,632.87	1619
65,956.00			65,956.00	62,107.64		62,107.64	3,848.36	3,848.36	1620
36,199.00			36,199.00	36,197.83		36,197.83	1.17	1.17	1621
143,821.42			127,958.22	127,958.22		127,958.22			1622
1,228,719.00			1,228,719.00	1,189,710.45		1,189,710.45	39,008.55	39,008.55	1623
389.00			389.00	7.71		7.71	381.29	381.29	1624
319,883.00			319,883.00	278,044.91		278,044.91	41,838.09	41,838.09	1625
11,150.00			11,150.00	5,554.92		5,554.92	5,595.08	5,595.08	1626
74,741.00			74,741.00	71,489.19		71,489.19	3,251.81	3,251.81	1627
536,002.00			536,002.00	533,320.94		533,320.94	2,681.06	2,681.06	1628
12,405.00			12,405.00	11,187.20		11,187.20	1,217.80	1,217.80	1629
41,970.95			40,700.06	40,700.06		40,700.06			1630
1,466,406.00			1,466,406.00	1,421,837.39		1,421,837.39	44,568.61	44,568.61	1631
5,314.00			5,314.00	4,176.20		4,176.20	1,137.80	1,137.80	1632
440,147.00			440,147.00	429,962.78		429,962.78	10,184.22	10,184.22	1633
9,977.00			9,977.00	5,877.87		5,877.87	4,099.13	4,099.13	1634
108,273.00			108,273.00	108,121.18		108,121.18	151.82	151.82	1635
70,789.00			70,789.00	60,110.74		60,110.74	10,678.26	10,678.26	1636
23,171.00			23,171.00	23,016.75		23,016.75	154.25	154.25	1637
35,933.71			34,064.19	34,064.19		34,064.19			1638
1,695,372.00			1,695,372.00	1,648,794.57		1,648,794.57	46,577.43	46,577.43	1639
9,421.00			9,421.00	9,124.60		9,124.60	296.40	296.40	1640
556,518.00			556,518.00	556,308.09		556,308.09	209.91	209.91	1641
19,558.00			19,558.00	19,456.92		19,456.92	101.08	101.08	1642
131,634.00			131,634.00	131,561.36		131,561.36	72.64	72.64	1643
55,657.00			55,657.00	31,700.14		31,700.14	23,956.86	23,956.86	1644
36,199.00			36,199.00	35,325.00		35,325.00	874.00	874.00	1645
101,593.80			86,718.50	86,718.50		86,718.50			1646
1,730,867.00			1,730,867.00	1,646,535.37		1,646,535.37	84,331.63	84,331.63	1647
1,523.00			1,523.00	108.53		108.53	1,414.47	1,414.47	1648
424,188.00			424,188.00	422,095.42		422,095.42	2,092.58	2,092.58	1649

ABSTRACT OF GENERAL REVENUE APPROPRIATIONS

Line No.	Dept. and Div. No.	Acct. No.	NAME OF APPROPRIATION	APPROPRIATIONS			
				Certifications from Prior Year	Less Reversions of July 1, 1980	General Appropriation Act	Other
590-609 594			HEALTH AND REHABILITATIVE SERVICE DEPARTMENT OF (Continued)				
			Division of Youth Services: (Continued)				
			District VIII—(Continued)				
1650	0806		Operating Capital Outlay				
1651	0807		Food Products				
1652	0810		Special Categories—Contracted Services				
1653	0830		Special Categories—Client Transportation				
			District VIII—				
1654	0899		Certifications Forward		13,926.77		
			District IX—				
1655	0901		Salaries				
1656	0903		Other Personal Services				
1657	0904		Expenses				
1658	0906		Operating Capital Outlay				
1659	0907		Food Products				
1660	0910		Special Categories—Contracted Services				
1661	0930		Special Categories—Client Transportation				
1662	0999		Certifications Forward		708.44		
			District X—				
1663	1001		Salaries				
1664	1003		Other Personal Services				
1665	1004		Expenses				
1666	1006		Operating Capital Outlay				
1667	1007		Food Products				
1668	1010		Special Categories—Contracted Services				
1669	1030		Special Categories—Client Transportation				
1670	1099		Certifications Forward		15,093.11		
			District XI—				
1671	1101		Salaries				
1672	1103		Other Personal Services				
1673	1104		Expenses				
1674	1106		Operating Capital Outlay				
1675	1107		Food Products				
1676	1110		Special Categories—Contracted Services				
1677	1130		Special Categories—Client Transportation				
1678	1199		Certifications Forward		57,687.83		
			District XII—				
1679	1210		Special Categories—Contracted Services				
1680	1299		Certifications Forward				
1681	2001		Salaries			3,699,387.00	
1682	2003		Other Personal Services			100,532.00	
1683	2004		Expenses			1,450,795.00	
1684	2006		Operating Capital			122,217.00	
1685	2007		Food Products			474,136.00	
1686	2099		Certifications Forward	290,222.46	1,255.23		
			Dozier School for Boys—Institutions—				
1687	2201		Salaries				
1688	2203		Other Personal Services				
1689	2204		Expenses				
1690	2206		Operating Capital Outlay				
1691	2207		Food Products				
1692	2299		Certifications Forward				
			Jacksonville Youth Development Center—Institutions—				
1693	2301		Salaries				
1694	2303		Other Personal Services				
1695	2304		Expenses				
1696	2306		Operating Capital Outlay				
1697	2307		Food Products				
1698	2399		Certifications Forward		395.52		
			Florida School for Boys—Institutions—				
1699	2401		Salaries				
1700	2403		Other Personal Services				
1701	2404		Expenses				
1702	2406		Operating Capital Outlay				
1703	2407		Food Products				
1704	2499		Certifications Forward		3,869.01		
			Alice D. McPhearson School for Girls—Institutions—				
1705	2501		Salaries				
1706	2503		Other Personal Services				
1707	2504		Expenses				
1708	2506		Operating Capital Outlay				
1709	2507		Food Products				
1710	2599		Certifications Forward		1,373.09		
			Jacksonville Youth Development Center—				
1711	2958		FCO—Equipment Replacement Youth Training Schools				

ABSTRACT OF GENERAL REVENUE APPROPRIATIONS

Adjustments	Less Appropriations in Reserve	Plus Refunds and Restorations	Total Available	DISBURSEMENTS			Total Available Unexpended	Unexpended Appropriations June 30, 1981	Line No.
				Regular	Transfers	Total			
12,001.00			12,001.00	5,817.39		5,817.39	6,183.61	6,183.61	1650
68,179.00			68,179.00	60,955.51		60,955.51	7,223.49	7,223.49	1651
50,518.00			50,518.00	49,051.76		49,051.76	1,466.24	1,466.24	1652
35,049.00			35,049.00	32,554.91		32,554.91	2,494.09	2,494.09	1653
97,921.78			83,995.01	83,995.01		83,995.01			1654
1,290,102.00			1,290,102.00	1,248,940.15		1,248,940.15	41,161.85	41,161.85	1655
5,314.00			5,314.00	2,246.26		2,246.26	3,067.74	3,067.74	1656
435,886.00			435,886.00	435,833.39		435,833.39	52.61	52.61	1657
13,020.00			13,020.00	11,901.74		11,901.74	1,118.26	1,118.26	1658
78,775.00			78,775.00	69,988.71		69,988.71	8,786.29	8,786.29	1659
21,605.00			21,605.00	18,727.29		18,727.29	2,877.71	2,877.71	1660
64,563.00			64,563.00	59,591.74		59,591.74	4,971.26	4,971.26	1661
86,780.79			86,072.35	86,072.35		86,072.35			1662
1,203,880.00			1,203,880.00	1,169,571.41		1,169,571.41	34,308.59	34,308.59	1663
6,329.00			6,329.00	6,098.26		6,098.26	230.74	230.74	1664
435,937.00			435,937.00	424,123.73		424,123.73	11,813.27	11,813.27	1665
10,556.00			10,556.00	7,707.20		7,707.20	2,848.80	2,848.80	1666
66,084.00			66,084.00	66,008.68		66,008.68	75.32	75.32	1667
41,743.00			41,743.00	40,424.86		40,424.86	1,318.14	1,318.14	1668
34,567.00			34,567.00	30,352.34		30,352.34	4,214.66	4,214.66	1669
20,715.41			5,622.30	5,622.30		5,622.30			1670
2,282,659.00			2,282,659.00	2,198,862.94		2,198,862.94	83,796.06	83,796.06	1671
54,688.00			54,688.00	54,688.00		54,688.00			1672
801,973.00			801,973.00	787,498.49		787,498.49	14,474.51	14,474.51	1673
20,779.00			20,779.00	13,705.69		13,705.69	7,073.31	7,073.31	1674
177,920.00			177,920.00	153,827.72		153,827.72	24,092.28	24,092.28	1675
289,857.00			289,857.00	286,673.62		286,673.62	3,183.38	3,183.38	1676
21,039.00			21,039.00	788.26		788.26	20,250.74	20,250.74	1677
139,169.47			81,481.64	81,481.64		81,481.64			1678
1,321,219.00			1,321,219.00	1,320,725.61		1,320,725.61	493.39	493.39	1679
32,590.69			32,590.69	32,590.69		32,590.69			1680
(3,699,387.00)									1681
(100,532.00)									1682
(1,450,795.00)									1683
(122,217.00)									1684
(474,136.00)									1685
(288,967.23)									1686
1,955,974.00			1,955,974.00	1,874,787.13		1,874,787.13	81,186.87	81,186.87	1687
25,789.00			25,789.00	24,500.00		24,500.00	1,289.00	1,289.00	1688
592,382.00			592,382.00	591,329.58		591,329.58	1,052.42	1,052.42	1689
39,469.00			39,469.00	34,571.96		34,571.96	4,897.04	4,897.04	1690
160,887.00			160,887.00	150,581.59		150,581.59	10,305.41	10,305.41	1691
65,872.49			65,872.49	65,872.49		65,872.49			1692
441,760.00			441,760.00	420,741.39		420,741.39	21,018.61	21,018.61	1693
10,578.00			10,578.00	9,813.43		9,813.43	764.57	764.57	1694
78,778.00			78,778.00	78,692.38		78,692.38	85.62	85.62	1695
6,275.00			6,275.00	3,190.03		3,190.03	3,084.97	3,084.97	1696
37,095.00			37,095.00	37,083.20		37,083.20	11.80	11.80	1697
14,740.58			14,345.06	14,345.06		14,345.06			1698
1,874,717.00			1,874,717.00	1,790,019.48		1,790,019.48	84,697.52	84,697.52	1699
40,360.00			40,360.00	32,500.93		32,500.93	7,859.07	7,859.07	1700
587,489.00			587,489.00	566,942.94		566,942.94	20,546.06	20,546.06	1701
51,509.00			51,509.00	50,921.86		50,921.86	587.14	587.14	1702
159,582.00			159,582.00	158,873.67		158,873.67	708.33	708.33	1703
108,795.81			104,926.80	104,926.80		104,926.80			1704
1,090,981.00			1,090,981.00	1,043,739.22		1,043,739.22	47,241.78	47,241.78	1705
52,295.00			52,295.00	35,330.50		35,330.50	16,964.50	16,964.50	1706
423,022.00			423,022.00	399,000.96		399,000.96	24,021.04	24,021.04	1707
24,964.00			24,964.00	24,963.72		24,963.72	.28	.28	1708
102,365.00			102,365.00	81,912.95		81,912.95	20,452.05	20,452.05	1709
99,558.35			98,185.26	98,185.26		98,185.26			1710
14,882.84			14,882.84	12,406.30		12,406.30	2,476.54	2,476.54	1711

ABSTRACT OF GENERAL REVENUE APPROPRIATIONS

Line No.	Dept. and Div. No.	Acct. No.	NAME OF APPROPRIATION	APPROPRIATIONS			
				Certifications from Prior Year	Less Reversions of July 1, 1980	General Appropriation Act	Other
590-609 HEALTH AND REHABILITATIVE SERVICE DEPARTMENT OF (Continued)							
594 Division of Youth Services: (Continued)							
			Florida School for Boys—				
1712	3058		FCO—Equipment Replacement Youth Training Schools				
			Lancaster Youth Development Center—				
1713	3258		FCO—Equipment Replacement Youth Training Schools				
			Dozier School for Boys—				
1714	4108		FCO—Regional Juvenile Detention Center—Jacksonville	1,556.70			
1715	4118		FCO—Regional Juvenile Detention Center—West Palm Beach	902.50			
1716	4138		FCO—Regional Juvenile Detention Center—Pinellas	2,338.86			
1717	4148		FCO—Regional Juvenile Detention Center—Tampa	10,733.47			
1718	4158		FCO—Planning Construction and Development	569.44			
1719	4178		FCO—Juvenile Detention Center—Broward County	165,510.08			
1720	4188		FCO—Juvenile Detention Center—Lee County	827.73			
1721	4198		FCO—Juvenile Detention Center—Polk County	64,718.21			
			Control—				
1722	4208		FCO Polk Start Center	7,828.24			
1723	4238		FCO—Renovation of Locking Systems	13,439.03			
1724	4258		FCO—Equipment Replacement Youth Training Schools	150,652.34			
1725	5008		FCO—Reappropriation—Lee Detention Center	840,603.64			
1726			Total Division of Youth Services	\$ 2,476,970.05	\$ 143,681.67	\$ 29,740,149.00	\$
594 Division of Mental Health Services:							
1727	0003		Other Personal Services	\$	\$	\$ 112,831.00	\$
1728	0004		Expenses			3,703.00	
1729	0006		Operating Capital Outlay			932.00	
1730	0007		Food Products			13,791.00	
1731	0008		FCO—Evaluation and Treatment Center (Forensic)			17,000,000.00	
1732	0029		Lump Sum District Priority Projects			1,100,000.00	
1733	0030		Aid to Local Government—Community Mental Health Services			19,497,876.00	
1734	0031		Aid to Local Government—Purchased Client Services—			803,375.00	
1735	0032		Aid to Local Government—Community Alcoholic Services			6,304,010.00	
1736	0033		Aid to Local Government—Purchased Client Services—Adolescents and Children			2,062,980.00	
1737	0034		Aid to Local Government—Purchased Client Services—Baker Act			16,097,679.00	
1738	0036		Aid to Local Government—Indigent Psychiatric Medication Program			1,008,976.00	
1739	0037		Aid to Local Governments—Drug Abuse Program			3,344,840.00	
1740	0039		Aid to Local Government—Community Mental Health Services—			1,074,125.00	
			Adolescents and Children				
1741	0096		Aid to Local Governments—Certifications Forward	4,636,286.84			
1742	0099		Certifications Forward	399,829.15			
			District I—				
1743	0129		Lump Sum—District Priority Projects				
1744	0130		Aid to Local Governments—Mental Health Services				
1745	0131		Aid to Local Government—Purchase Client Services—Drug Abuse				
1746	0132		Aid to Local Government—Community Alcoholic Services				
1747	0133		Aid to Local Government—Purchased Client Services—Adolescents and Children				
1748	0134		Aid to Local Government—Purchased Client Services—Baker Act				
1749	0137		Aid to Local Government—Community Drug Abuse Program				
1750	0196		Aid to Local Government—Certification Forward			12,325.76	
1751	0199		Certifications Forward				
			District II—				
1752	0229		Lump Sum—District Priority Projects				
1753	0230		Aid to Local Government—Mental Health Services				
1754	0231		Aid to Local Government—Purchased Client Services—Drug Abuse				
1755	0232		Aid to Local Government—Community Alcoholic Services				
1756	0233		Aid to Local Government—Purchased Client Services—Adolescents and Children				
1757	0234		Aid to Local Governments—Purchased Client Services—Baker Act				
1758	0236		Aid to Local Government—Indigent Psychiatric Medication Program				
1759	0237		Aid to Local Governments—Community Drug Abuse Service				
1760	0239		Aid to Local Governments—Community Health Services—Children				
1761	0296		Aid to Local Governments—Certifications Forward			52,631.52	
1762	0299		Aid to Local Governments—Certifications Forward			14,786.91	
			District III—				
1763	0329		Lump Sum—District Priority Projects				
1764	0330		Aid to Local Governments—Community Mental Health Service				
1765	0331		Aid to Local Governments—Purchased Client Services—Drug Abuse				
1766	0332		Aid to Local Governments—Community Alcoholic Services				
1767	0333		Aid to Local Governments—Purchased Client Services—				
			Adolescents and Children				
1768	0334		Aid to Local Governments—Purchased Client Services—Baker Act				
1769	0337		Aid to Local Governments—Community Drug Abuse Services				
1770	0339		Aid to Local Governments—Community Mental Health Services for Children				
1771	0396		Aid to Local Governments—Certifications Forward			47,988.21	
1772	0399		Certifications Forward			85,748.60	

ABSTRACT OF GENERAL REVENUE APPROPRIATIONS

Adjustments	Less Appropriations in Reserve	Plus Refunds and Restorations	Total Available	DISBURSEMENTS			Total Available Unexpended	Unexpended Appropriations June 30, 1961	Line No.
				Regular	Transfers	Total			
1,057.15			1,057.15	1,005.00		1,005.00	52.15	52.15	1712
28,904.42			28,904.42	28,486.51		28,486.51	417.91	417.91	1713
			1,556.70	1,500.00		1,500.00	56.70	56.70	1714
			902.50	892.50		892.50	10.00	10.00	1715
			2,338.86	2,053.71		2,053.71	285.15	285.15	1716
			10,733.47	10,405.50		10,405.50	327.97	327.97	1717
			569.44	547.72		547.72	21.72	21.72	1718
			165,510.08	147,146.37		147,146.37	18,363.71	18,363.71	1719
			827.73	827.73		827.73			1720
			64,718.21	39,860.79		39,860.79	24,857.42	24,857.42	1721
			7,828.24	7,828.24		7,828.24			1722
			13,439.03	13,282.79		13,282.79	156.24	156.24	1723
(141,197.41)			9,454.93				9,454.93	9,454.93	1724
			840,603.64	799,564.78		799,564.78	41,038.86	41,038.86	1725
3,526,873.00	3,000.00	\$	35,597,310.38	33,931,648.64	\$	33,931,648.64	1,668,661.74	1,668,661.74	1726
\$ (112,831.00)	\$	\$	\$	\$	\$	\$	\$	\$	1727
(3,703.00)									1728
(932.00)									1729
(13,791.00)									1730
	13,865,009.00		3,134,991.00	1,049,637.87		1,049,637.87	2,085,353.13	15,950,362.13	1731
(1,100,000.00)									1732
(19,497,876.00)									1733
(803,375.00)									1734
(6,304,010.00)									1735
(2,062,980.00)									1736
(16,097,679.00)									1737
(1,008,976.00)									1738
(3,344,840.00)									1739
(1,074,125.00)									1740
(4,636,286.84)									1741
(399,829.15)									1742
50,000.00			50,000.00	50,000.00		50,000.00			1743
865,105.00			865,105.00	865,105.00		865,105.00			1744
43,932.00			43,932.00	39,600.00		39,600.00	4,332.00	4,332.00	1745
365,319.00			365,319.00	332,703.00		332,703.00	32,616.00	32,616.00	1746
52,637.00			52,637.00	17,838.75		17,838.75	34,798.25	34,798.25	1747
586,369.00			586,369.00	409,535.19		409,535.19	176,833.81	176,833.81	1748
255,990.00			255,990.00	203,842.51		203,842.51	52,147.49	52,147.49	1749
140,534.12			128,208.36	128,208.36		128,208.36			1750
5,196.00			5,196.00	5,196.00		5,196.00			1751
72,091.00			72,091.00	72,091.00		72,091.00			1752
1,351,192.00			1,351,192.00	1,349,006.00		1,349,006.00	2,186.00	2,186.00	1753
30,880.00			30,880.00	26,930.00		26,930.00	3,950.00	3,950.00	1754
283,422.00			283,422.00	268,407.88		268,407.88	15,014.12	15,014.12	1755
64,457.00			64,457.00	43,256.25		43,256.25	21,200.75	21,200.75	1756
995,834.00			995,834.00	728,380.08		728,380.08	267,453.92	267,453.92	1757
1,008,976.00			1,008,976.00	942,993.04		942,993.04	65,982.96	65,982.96	1758
177,177.00			177,177.00	126,605.42		126,605.42	50,571.58	50,571.58	1759
141,950.00			141,950.00	141,949.00		141,949.00	1.00	1.00	1760
395,945.63			343,314.11	343,314.11		343,314.11			1761
26,115.33			11,318.42	11,318.42		11,318.42			1762
100,662.00			100,662.00	70,558.71		70,558.71	30,103.29	30,103.29	1763
1,446,726.00			1,446,726.00	1,446,726.00		1,446,726.00			1764
12,978.00			12,978.00	7,755.00		7,755.00	5,223.00	5,223.00	1765
328,992.00			328,992.00	328,992.00		328,992.00			1766
84,018.00			84,018.00	44,613.75		44,613.75	39,404.25	39,404.25	1767
986,122.00			986,122.00	859,098.69		859,098.69	127,023.31	127,023.31	1768
217,570.00			217,570.00	181,411.74		181,411.74	36,158.26	36,158.26	1769
185,091.00			185,091.00	185,091.00		185,091.00			1770
229,187.85			181,199.64	181,199.64		181,199.64			1771
92,235.63			6,487.03	6,487.03		6,487.03			1772

ABSTRACT OF GENERAL REVENUE APPROPRIATIONS

Line No.	Dept. and Div. No.	Acct. No.	NAME OF APPROPRIATION	APPROPRIATIONS			
				Certifications from Prior Year	Less Reversions of July 1, 1980	General Appropriation Act	Other
	590-609		HEALTH AND REHABILITATIVE SERVICE DEPARTMENT OF (Continued)				
	595		Division of Mental Health Services: (Continued)				
			District IV—				
1773	0429		Lump Sum—District Priority Projects				
1774	0430		Aid to Local Governments—Community Mental Health Services				
1775	0431		Aid to Local Governments—Purchased Client Services—Drug Abuse				
1776	0432		Aid to Local Governments—Community Alcoholic Services				
1777	0433		Aid to Local Governments—Purchased Client Services— Adolescents and Children				
1778	0434		Aid to Local Governments—Purchased Client Services—Baker Act				
1779	0437		Aid to Local Governments—Community Drug Abuse Service				
1780	0496		Aid to Local Governments—Certifications Forward		46,240.03		
1781	0499		Certifications Forward		3,571.84		
			District V—				
1782	0529		Lump Sum—District Priority Projects				
1783	0530		Aid to Local Governments—Community Mental Health Services				
1784	0531		Aid to Local Governments—Purchased Client Services—Drug Abuse				
1785	0532		Aid to Local Governments—Community Alcoholic Services				
1786	0533		Aid to Local Governments—Purchased Client Services— Adolescents and Children				
1787	0534		Aid to Local Governments—Purchased Client Services—Baker Act				
1788	0537		Aid to Local Governments—Community Drug Abuse Service				
1789	0596		Aid to Local Governments—Certifications Forward		54,483.30		
1790	0599		Certifications Forward		8,062.50		
			District VI—				
1791	0629		Lump Sum—District Priority Projects				
1792	0630		Aid to Local Governments—Community Mental Health Services				
1793	0631		Aid to Local Governments—Purchased Client Services—Drug Abuse				
1794	0632		Aid to Local Governments—Community Alcoholic Services				
1795	0633		Aid to Local Governments—Purchased Client Services—Adolescent				
1796	0634		Aid to Local Governments—Purchased Client Services—Baker Act				
1797	0637		Aid to Local Governments—Community Drug Abuse Services				
1798	0696		Aid to Local Governments—Certifications Forward		11,257.94		
1799	0699		Certifications Forward		7,111.18		
			District VII—				
1800	0729		Lump Sum—District Priority Projects				
1801	0730		Aid to Local Governments—Community Mental Health Services				
1802	0731		Aid to Local Governments—Purchased Client Services—Drug Abuse				
1803	0732		Aid to Local Governments—Community Alcoholic Services				
1804	0733		Aid to Local Governments—Purchased Client Services— Adolescents and Children				
1805	0734		Aid to Local Governments—Purchased Client Services—Baker Act				
1806	0737		Aid to Local Governments—Community Drug Abuse Services				
1807	0796		Aid to Local Governments—Certifications Forward		134,288.17		
1808	0799		Certifications Forward		3,464.87		
			District VIII—				
1809	0829		Lump Sum—District Priority Projects				
1810	0830		Aid to Local Governments—Community Mental Health Services				
1811	0831		Aid to Local Governments—Purchased Client Services—Drug Abuse				
1812	0832		Aid to Local Governments—Community Alcoholic Services				
1813	0833		Aid to Local Governments—Purchased Client Services— Adolescents and Children				
1814	0834		Aid to Local Governments—Purchased Client Services—Baker Act				
1815	0837		Aid to Local Governments—Community Drug Abuse Services				
1816	0839		Aid to Local Governments—Community Mental Health Services—Children				
1817	0896		Aid to Local Governments—Certifications Forward		5,484.63		
1818	0899		Certifications Forward		8,944.00		
			District IX—				
1819	0903		Other Personal Services				
1820	0904		Expenses				
1821	0906		Operating Capital Outlay				
1822	0929		Lump Sum—District Priority Projects				
1823	0939		Aid to Local Governments—Community Mental Health Services				
1824	0931		Aid to Local Governments—Purchased Client Services—Drug Abuse				
1825	0932		Aid to Local Governments—Community Alcoholic Services				
1826	0933		Aid to Local Governments—Purchased Client Services— Adolescent and Children				
1827	0934		Aid to Local Governments—Purchased Client Services—Baker Act				
1828	0937		Aid to Local Governments—Community Drug Abuse Program				
1829	0996		Aid to Local Governments—Certifications Forward		66,037.74		
1830	0999		Certifications Forward		51,028.00		

ABSTRACT OF GENERAL REVENUE APPROPRIATIONS

Adjustments	Less Appropriations in Reserve	Plus Refunds and Restorations	Total Available	DISBURSEMENTS			Total Available Unexpended	Unexpended Appropriations June 30, 1981	Line No.
				Regular	Transfers	Total			
92,243.00			92,243.00	90,464.63		90,464.63	1,778.37	1,778.37	1773
2,636,068.00			2,636,068.00	2,635,510.14		2,635,510.14	557.86	557.86	1774
42,185.00			42,185.00	37,595.00		37,595.00	4,590.00	4,590.00	1775
815,839.00			815,839.00	815,839.00		815,839.00			1776
263,727.00			263,727.00	231,561.70		231,561.70	32,165.30	32,165.30	1777
1,779,416.00			1,779,416.00	1,296,900.58		1,296,900.58	482,515.42	482,515.42	1778
633,526.00			633,526.00	603,785.21		603,785.21	29,740.79	29,740.79	1779
585,277.83			539,037.80	539,037.80		539,037.80			1780
17,392.00			13,820.16	13,820.16		13,820.16			1781
72,206.00			72,206.00	72,206.00		72,206.00			1782
2,836,289.00			2,836,289.00	2,732,129.50		2,732,129.50	104,159.50	104,159.50	1783
50,416.00			50,416.00	45,580.00		45,580.00	4,836.00	4,836.00	1784
373,008.00			373,008.00	370,635.00		370,635.00	2,373.00	2,373.00	1785
146,128.00			146,128.00	109,192.92		109,192.92	36,935.08	36,935.08	1786
1,748,138.00			1,748,138.00	1,479,007.38		1,479,007.38	269,130.62	269,130.62	1787
305,420.00			305,420.00	244,954.74		244,954.74	60,465.26	60,465.26	1788
535,269.98			480,786.68	480,786.68		480,786.68			1789
39,129.00			31,066.50	31,066.50		31,066.50			1790
149,653.00			149,653.00	149,652.80		149,652.80	20	20	1791
1,597,460.00			1,597,460.00	1,597,460.00		1,597,460.00			1792
31,500.00			31,500.00	27,522.00		27,522.00	3,978.00	3,978.00	1793
658,507.00			658,507.00	642,179.11		642,179.11	16,327.89	16,327.89	1794
128,107.00			128,107.00	108,579.58		108,579.58	19,527.42	19,527.42	1795
1,784,862.00			1,784,862.00	1,560,700.98		1,560,700.98	224,161.02	224,161.02	1796
208,891.00			208,891.00	176,016.36		176,016.36	32,874.64	32,874.64	1797
293,623.02			282,365.08	282,365.08		282,365.08			1798
20,312.50			13,201.32	13,201.32		13,201.32			1799
100,000.00			100,000.00	90,774.00		90,774.00	9,226.00	9,226.00	1800
1,426,084.00			1,426,084.00	1,425,350.82		1,425,350.82	733.18	733.18	1801
70,025.00			70,025.00	55,181.00		55,181.00	14,844.00	14,844.00	1802
363,342.00			363,342.00	363,342.00		363,342.00			1803
73,217.00			73,217.00	21,627.25		21,627.25	51,589.75	51,589.75	1804
1,508,032.00			1,508,032.00	1,161,205.93		1,161,205.93	346,826.07	346,826.07	1805
309,267.00			309,267.00	267,561.28		267,561.28	41,705.72	41,705.72	1806
385,909.24			251,621.07	251,621.07		251,621.07			1807
30,458.00			26,993.13	26,993.13		26,993.13			1808
76,468.00			76,468.00	76,468.00		76,468.00			1809
1,939,415.00			1,939,415.00	1,891,503.03		1,891,503.03	47,911.97	47,911.97	1810
16,693.00			16,693.00	14,207.00		14,207.00	2,486.00	2,486.00	1811
496,112.00			496,112.00	462,388.00		462,388.00	33,724.00	33,724.00	1812
52,660.00			52,660.00	12,187.50		12,187.50	40,472.50	40,472.50	1813
1,573,185.00			1,573,185.00	1,321,833.07		1,321,833.07	251,351.93	251,351.93	1814
176,170.00			176,170.00	151,802.57		151,802.57	24,367.43	24,367.43	1815
53,434.00			53,434.00	53,434.00		53,434.00			1816
279,960.08			274,475.45	274,475.45		274,475.45			1817
8,944.00									1818
118,531.00			118,531.00	106,278.38		106,278.38	12,252.62	12,252.62	1819
1,038.00			1,038.00	990.84		990.84	47.16	47.16	1820
932.00			932.00	889.25		889.25	42.75	42.75	1821
119,388.00			119,388.00	102,592.41		102,592.41	16,795.59	16,795.59	1822
2,890,158.00			2,890,158.00	2,890,158.00		2,890,158.00			1823
36,602.00			36,602.00	21,274.00		21,274.00	15,328.00	15,328.00	1824
326,126.00			326,126.00	326,126.00		326,126.00			1825
143,319.00			143,319.00	104,995.76		104,995.76	38,323.24	38,323.24	1826
1,081,575.00			1,081,575.00	886,114.01		886,114.01	195,460.99	195,460.99	1827
182,077.00			182,077.00	131,922.25		131,922.25	50,154.75	50,154.75	1828
281,275.78			215,238.04	215,238.04		215,238.04			1829
91,187.69			40,159.69	40,159.69		40,159.69			1830

ABSTRACT OF GENERAL REVENUE APPROPRIATIONS

Line No.	Dept. and Div. No.	Acct. No.	NAME OF APPROPRIATION	APPROPRIATIONS			
				Certifications from Prior Year	Less Reversions of July 1, 1980	General Appropriation Act	Other
590-609 HEALTH AND REHABILITATIVE SERVICES, DEPARTMENT OF (Continued)							
595 Division of Mental Health Services: (Continued)							
District X—							
1831	1029		Lump Sum—District Priority Projects				
1832	1030		Aid to Local Governments—Community Mental Health Services				
1833	1031		Aid to Local Governments—Purchased Client Services—Drug Abuse				
1834	1032		Aid to Local Governments—Community Alcoholic Services				
1835	1033		Aid to Local Governments—Purchased Client Services—Adolescents				
1836	1034		Aid to Local Governments—Purchased Client Services—Baker Act				
1837	1037		Aid to Local Governments—Community Drug Abuse Services				
1838	1056		Aid to Local Governments—Certifications Forward		46,488.78		
1839	1099		Certifications Forward				
District XI—							
1840	1129		Lump Sum—District Priority Projects				
1841	1130		Aid to Local Governments—Community Mental Health Services				
1842	1131		Aid to Local Governments—Purchased Client Services—Drug Abuse				
1843	1132		Aid to Local Governments—Community Alcoholic Services				
1844	1133		Aid to Local Governments—Purchased Client Services				
1845	1134		Aid to Local Governments—Purchased Client Services—Baker Act				
1846	1137		Aid to Local Governments—Community Drug Abuse Services				
1847	1139		Aid to Local Governments—Community Mental Health Services—Children				
1848	1196		Aid to Local Governments—Certifications Forward		59,002.21		
1849	1199		Certifications Forward		1,615.68		
Control—Institutions—							
1850	2001		Salaries			77,205,418.00	
1851	2003		Other Personal Services			906,858.00	
1852	2004		Expenses			14,716,447.00	
1853	2006		Operating Capital Outlay			541,706.00	
1854	2007		Food Products			4,027,657.00	
1855	2035		Aid to Local Governments—Community Residential Services			559,043.00	
1856	2038		FCO—Major Repairs and Renovations	15,577.17			
1857	2039		Upgrade Staffing Standards at SFS Hospital			1,900,000.00	
1858	2078		FCO—Service Building for Forensic Unit—SFS Hospital	67,239.36			
1859	2088		Equipment Replacement—Mental Hospitals	301,519.27			
1860	2096		Aid to Local Governments—Certifications Forward	20,000.00	20,000.00		
1861	2099		Certifications Forward	4,235,883.51	37,417.68		
Santa Rosa Geriatric Unit—Institutions—							
1862	2135		Aid to Local Governments—Community Residential Services				
Mental Health Institutions—							
1863	2201		Salaries				
1864	2203		Other Personal Services				
1865	2204		Expenses				
1866	2206		Operating Capital Outlay				
1867	2207		Food Products				
1868	2299		Certifications Forward		16,208.63		
Florida State Hospital—Institutions—							
1869	2301		Salaries				
1870	2303		Other Personal Services				
1871	2304		Expenses				
1872	2306		Operating Capital Outlay				
1873	2307		Food Products				
1874	2388		Equipment Replacement—Mental Hospitals				
1875	2399		Certifications Forward				
G. Pierce Wood Memorial Hospital—Institutions—							
1876	2401		Salaries				
1877	2403		Other Personal Services				
1878	2404		Expenses				
1879	2406		Operating Capital Outlay				
1880	2407		Food Products				
1881	2488		Equipment Replacement—Mental Hospitals				
1882	2499		Certifications Forward		295.97		
Northeast Florida State Hospital—Institutions—							
1883	2501		Salaries				
1884	2503		Other Personal Services				
1885	2504		Expenses				
1886	2506		Operating Capital Outlay				
1887	2507		Food Products				
1888	2588		Equipment Replacement—Mental Hospitals				
1889	2599		Certifications Forward		7,228.38		
South Florida State Hospital—Institutions—							
1890	2601		Salaries				
1891	2603		Other Personal Services				
1892	2604		Expenses				
1893	2606		Operating Capital Outlay				
1894	2607		Food Products				

ABSTRACT OF GENERAL REVENUE APPROPRIATIONS

Adjustments	Less Appropriations in Reserve	Plus Refunds and Restorations	Total Available	DISBURSEMENTS			Total Available Unexpended	Unexpended Appropriations June 30, 1981	Line No.
				Regular	Transfers	Total			
74,987.00			74,987.00	56,241.00		56,241.00	18,746.00	18,746.00	1831
951,863.00			951,863.00	951,863.00		951,863.00			1832
53,299.00			53,299.00	36,687.00		36,687.00	16,612.00	16,612.00	1833
400,371.00			400,371.00	400,371.00		400,371.00			1834
197,702.00			197,702.00	76,834.44		76,834.44	120,867.56	120,867.56	1835
1,919,603.00			1,919,603.00	1,281,166.98		1,281,166.98	638,436.02	638,436.02	1836
314,425.00			314,425.00	249,383.58		249,383.58	65,041.42	65,041.42	1837
638,027.55			591,538.77	591,538.77		591,538.77			1838
53,760.00			53,760.00	53,760.00		53,760.00			1839
192,302.00			192,302.00	192,302.00		192,302.00			1840
1,870,800.00			1,870,800.00	1,870,800.00		1,870,800.00			1841
169,697.00			169,697.00	160,354.96		160,354.96	9,342.04	9,342.04	1842
925,623.00			925,623.00	847,228.81		847,228.81	78,394.19	78,394.19	1843
361,020.00			361,020.00	321,517.77		321,517.77	39,502.23	39,502.23	1844
2,225,631.00			2,225,631.00	1,451,903.89		1,451,903.89	773,727.11	773,727.11	1845
708,219.00			708,219.00	649,249.38		649,249.38	58,969.62	58,969.62	1846
693,650.00			693,650.00	693,650.00		693,650.00			1847
871,275.76			812,273.55	812,273.55		812,273.55			1848
15,099.00			13,483.32	13,483.32		13,483.32			1849
(77,205,418.00)									1850
(906,858.00)									1851
(14,716,447.00)									1852
(541,706.00)									1853
(4,027,657.00)									1854
(559,043.00)									1855
			15,577.17	14,970.96		14,970.96	606.21	606.21	1856
(1,900,000.00)									1857
			67,239.36	67,239.36		67,239.36			1858
(301,519.27)									1859
(4,198,465.83)									1860
									1861
789,400.00			789,400.00	788,526.00		788,526.00	874.00	874.00	1862
5,108,696.00			5,108,696.00	4,925,239.75		4,925,239.75	183,456.25	183,456.25	1863
246,394.00			246,394.00	221,087.97		221,087.97	25,306.03	25,306.03	1864
1,026,893.00			1,026,893.00	984,127.31		984,127.31	42,765.69	42,765.69	1865
47,677.00			47,677.00	47,403.67		47,403.67	273.33	273.33	1866
118,019.00			118,019.00	116,624.88		116,624.88	1,394.12	1,394.12	1867
234,330.10			218,121.47	218,121.47		218,121.47			1868
30,891,325.00			30,891,325.00	29,843,664.98		29,843,664.98	1,047,660.02	1,047,660.02	1869
316,512.00			316,512.00	292,803.42		292,803.42	23,708.58	23,708.58	1870
6,771,985.00			6,771,985.00	6,052,284.83		6,052,284.83	719,700.17	719,700.17	1871
161,679.00			161,679.00	138,783.58		138,783.58	22,895.42	22,895.42	1872
1,435,820.00			1,435,820.00	1,435,817.30		1,435,817.30	2.70	2.70	1873
72,361.55			72,361.55	69,756.06		69,756.06	2,605.49	2,605.49	1874
1,889,333.02			1,889,333.02	1,889,333.02		1,889,333.02			1875
10,950,988.00			10,950,988.00	10,503,831.81		10,503,831.81	447,156.19	447,156.19	1876
311,544.00			311,544.00	246,222.76		246,222.76	65,321.24	65,321.24	1877
2,895,530.00			2,895,530.00	2,669,015.10		2,669,015.10	226,514.90	226,514.90	1878
111,748.00			111,748.00	78,749.72		78,759.72	32,988.28	32,988.28	1879
777,890.00			777,890.00	698,740.26		698,740.26	79,149.74	79,149.74	1880
69,354.83			69,354.83	64,071.64		64,071.64	5,283.19	5,283.19	1881
416,157.40			415,861.43	415,861.43		415,861.43			1882
12,579,281.00			12,579,281.00	12,127,159.08		12,127,159.08	452,121.92	452,121.92	1883
337,138.00			337,138.00	302,994.57		302,994.57	34,143.43	34,143.43	1884
2,800,662.00			2,800,662.00	2,652,999.97		2,652,999.97	147,662.03	147,662.03	1885
116,324.00			116,324.00	106,793.56		106,793.56	9,530.44	9,530.44	1886
893,551.00			893,551.00	885,280.17		885,280.17	8,270.83	8,270.83	1887
158,162.37			158,162.37	158,162.37		158,162.37			1888
487,628.39			480,400.01	480,400.01		480,400.01			1889
20,299,718.00			20,299,718.00	19,689,936.48		19,689,936.48	609,781.52	609,781.52	1890
1,519,534.00			1,519,534.00	1,260,040.07		1,260,040.07	259,493.93	259,493.93	1891
3,871,586.00			3,871,586.00	3,837,716.53		3,837,716.53	33,869.47	33,869.47	1892
108,411.00			108,411.00	87,065.96		87,065.96	21,345.04	21,345.04	1893
681,354.00			681,354.00	678,891.75		678,891.75	2,462.25	2,462.25	1894

ABSTRACT OF GENERAL REVENUE APPROPRIATIONS

Line No.	Dept. and Div. No.	Acct. No.	NAME OF APPROPRIATION	APPROPRIATIONS			
				Certifications from Prior Year	Less Reversions of July 1, 1980	General Appropriation Act *	Other
590-609 HEALTH AND REHABILITATIVE SERVICE DEPARTMENT OF (Continued)							
595 Division of Mental Health Services: (Continued)							
South Florida State Hospital—Institutions—(Continued)							
1895	2688		Equipment Replacement—Mental Hospitals				
1896	2699		Certifications Forward		13,054.56		
North Florida Evaluation and Treatment Center—Institutions—							
1897	2701		Salaries				
1898	2703		Other Personal Services				
1899	2704		Expenses				
1900	2706		Operating Capital Outlay				
1901	2707		Food Products				
1902	2799		Certifications Forward		7,555.11		
Florida Alcoholism Treatment Center—Institutions—							
1903	2801		Salaries				
1904	2803		Other Personal Services				
1905	2804		Expenses				
1906	2806		Operating Capital Outlay				
1907	2807		Food Products				
1908	2899		Certifications Forward		5,676.03		
South Florida Evaluation and Treatment Center—Institutions—							
1909	2903		Other Personal Services				
Institutions—							
1910	3008		FCO—Replacement of Equipment—Patient Areas—FSH	481,998.51			
1911	3018		FCO—Replacement of Equipment—Patient Areas	689,147.51			
1912	3418		FCO—Replacement of Equipment—Patient Areas—NEFSH				
1913	3818		FCO—Replacement of Equipment—Patient Areas—GPWMH				
1914	4018		FCO—Replacement of Equipment—SFH				
1915			Total Division of Mental Health Services	\$ 10,847,481.32	\$ 828,008.23	\$ 168,282,247.00	\$
596 Division of Retardation Services							
Control—							
1916	0001		Salaries	\$	\$	\$ 2,772,913.00	\$
1917	0003		Other Personal Services			25,192.00	
1918	0004		Expenses			604,659.00	
1919	0006		Operating Capital Outlay			74,713.00	
1920	0007		Food Products			23,710.00	
1921	0010		Special Categories—Community Residential Training			23,519,230.00	
1922	0020		Special Categories—Independent Family Living			6,040,756.00	
1923	0021		Special Categories—Start Up Funds Group Homes			80,000.00	
1924	0029		Lump Sum—Replacement Facilities for the Severe and Profound Non Ambulatory Retarded			1,019,304.00	
1925	0030		Aid to Local Government—Community Retardation Services			1,209,109.00	
1926	0031		Aid to Local Government—Florida Special Olympics			111,615.00	
1927	0040		Special Categories—Developmental Disabilities			1,350,794.00	
1928	0070		Special Categories—Involuntary Admissions Hearing			412,643.00	
1929	0080		Special Categories—Intermediate Care Facility/Mentally Retarded			4,855,109.00	
1930	0090		Special Categories—Contracted Casework Services			253,156.00	
1931	0096		Aid to Local Governments—Certifications Forward	203,225.82			
1932	0099		Certifications Forward	2,407,321.28			
District I—							
1933	0101		Salaries				
1934	0104		Expenses				
1935	0106		Operating Capital Outlay				
1936	0110		Special Categories—Community Residential Services				
1937	0120		Purchased Client Services				
1938	0130		Aid to Local Governments—Community Retardation Services				
1939	0140		Special Categories—Developmental Disabilities				
1940	0170		Special Categories—Involuntary Admission Hearings				
1941	0199		Certifications Forward		23,071.98		
District II—							
1942	0201		Salaries				
1943	0203		Other Personal Services				
1944	0204		Expenses				
1945	0206		Operating Capital Outlay				
1946	0210		Special Categories—Community Residential Services				
1947	0220		Purchased Client Services				
1948	0230		Aid to Local Governments—Community Retardation Services				
1949	0240		Special Categories—Developmental Disabilities				
1950	0270		Special Categories—Involuntary Admissions Hearings				
1951	0296		Certification Forward—Aid to Local Governments				
1952	0299		Certifications Forward		12,057.17		
District III—							
1953	0301		Salaries				
1954	0303		Other Personal Services				

ABSTRACT OF GENERAL REVENUE APPROPRIATIONS

Adjustments	Less Appropriations in Reserve	Plus Refunds and Restorations	Total Available	DISBURSEMENTS			Total Available Unexpended	Unexpended Appropriations June 30, 1981	Line No.
				Regular	Transfers	Total			
1,640.52			1,640.52				1,640.52	1,640.52	1895
919,215.98			906,161.42	906,161.42		906,161.42			1896
4,806,110.00			4,806,110.00	4,615,256.37		4,615,256.37	190,853.63	190,853.63	1897
30,505.00			30,505.00	24,165.61		24,165.61	6,339.39	6,339.39	1898
678,805.00			678,805.00	633,693.41		633,693.41	45,111.59	45,111.59	1899
22,888.00			22,888.00	17,694.78		17,694.78	5,193.22	5,193.22	1900
181,316.00			181,316.00	157,445.42		157,445.42	23,870.58	23,870.58	1901
186,270.43			178,715.32	178,715.32		178,715.32			1902
1,263,139.00			1,263,139.00	1,222,746.55		1,222,746.55	40,392.45	40,392.45	1903
38,638.00			38,638.00	37,162.11		37,162.11	1,475.89	1,475.89	1904
215,237.00			215,237.00	181,902.86		181,902.86	33,334.14	33,334.14	1905
20,318.00			20,318.00	20,285.27		20,285.27	32.73	32.73	1906
56,116.00			56,116.00	48,094.05		48,094.05	8,021.95	8,021.95	1907
65,530.51			59,854.48	59,854.48		59,854.48			1908
41,106.00			41,106.00				41,106.00	41,106.00	1909
			481,998.51	383,194.95		383,194.95	98,803.56	98,803.56	1910
(689,147.51)									1911
184,980.09			184,980.09	184,980.09		184,980.09			1912
249,788.94			249,788.94	137,045.84		137,045.84	112,743.10	112,743.10	1913
254,378.48			254,378.48	244,136.92		244,136.92	10,241.56	10,241.56	1914
\$ 11,495,681.00	\$ 13,865,009.00	\$	\$ 175,932,422.09	\$ 163,417,168.04	\$	\$ 163,417,168.04	\$ 12,515,254.05	\$ 26,380,263.05	1915
\$ (2,743,843.00)	\$ 29,070.00	\$	\$	\$	\$	\$	\$	\$ 29,070.00	1916
(25,192.00)									1917
(586,413.00)	13,650.00		4,596.00				4,596.00	18,246.00	1918
(74,713.00)									1919
(23,710.00)									1920
(23,519,230.00)									1921
(6,040,756.00)									1922
			80,000.00	80,000.00		80,000.00			1923
(1,019,304.00)									1924
(1,209,018.00)			91.00				91.00	91.00	1925
(111,615.00)									1926
(1,350,794.00)									1927
(412,643.00)									1928
(4,855,109.00)									1929
(253,156.00)									1930
(203,225.82)									1931
(2,407,321.28)									1932
206,326.00			206,326.00	195,216.10		195,216.10	11,109.90	11,109.90	1933
41,146.00			41,146.00	40,306.88		40,306.88	839.12	839.12	1934
6,576.00			6,576.00	6,250.85		6,250.85	325.15	325.15	1935
411,445.00			411,445.00	360,040.99		360,040.99	51,404.01	51,404.01	1936
739,000.00			739,000.00	723,025.25		723,025.25	15,974.75	15,974.75	1937
38,350.00			38,350.00	32,310.25		32,310.25	6,039.75	6,039.75	1938
159,559.00			159,559.00	121,802.19		121,802.19	37,756.81	37,756.81	1939
2,800.00			2,800.00	1,183.37		1,183.37	1,616.63	1,616.63	1940
101,761.81			78,689.83	78,689.83		78,689.83			1941
460,730.00			460,730.00	406,090.57		406,090.57	54,639.43	54,639.43	1942
13,246.00			13,246.00	6,833.89		6,833.89	6,412.11	6,412.11	1943
129,194.00			129,194.00	96,294.86		96,294.86	32,899.14	32,899.14	1944
23,627.00			23,627.00	14,075.59		14,075.59	9,551.41	9,551.41	1945
1,427,026.00			1,427,026.00	1,260,360.55		1,260,360.55	166,665.45	166,665.45	1946
610,198.00			610,198.00	584,405.77		584,405.77	25,792.23	25,792.23	1947
42,675.00			42,675.00	40,813.77		40,813.77	1,861.23	1,861.23	1948
201,731.00			201,731.00	155,432.70		155,432.70	46,298.30	46,298.30	1949
27,878.00			27,878.00	7,503.00		7,503.00	20,375.00	20,375.00	1950
189.85			189.85	189.85		189.85			1951
277,719.30			265,662.13	265,662.13		265,662.13			1952
292,375.00			292,375.00	267,547.70		267,547.70	24,827.30	24,827.30	1953
1,000.00			1,000.00	1,000.00		1,000.00			1954

ABSTRACT OF GENERAL REVENUE APPROPRIATIONS

Line No.	Dept. and Div. No.	Acct. No.	NAME OF APPROPRIATION	APPROPRIATIONS			
				Certifications from Prior Year	Less Reversions of July 1, 1980	General Appropriation Act	Other
590-609 HEALTH AND REHABILITATIVE SERVICE DEPARTMENT OF (Continued)							
596 Division of Retardation Services: (Continued)							
District III—(Continued)							
1955	0304		Expenses				
1956	0306		Operating Capital Outlay				
1957	0310		Special Categories—Community Residential Services				
1958	0320		Purchased Client Services				
1959	0330		Aid To Local Governments—Community Retardation Services				
1960	0340		Special Categories—Developmental Disabilities				
1961	0396		Aid to Local Governments—Certifications Forward		1,363.93		
1962	0399		Certifications Forward		60,330.91		
District IV—							
1963	0401		Salaries				
1964	0404		Expenses				
1965	0406		Operating Capital Outlay				
1966	0407		Food Products				
1967	0410		Special Categories—Community Residential Services				
1968	0420		Purchased Client Services				
1969	0430		Aid to Local Governments—Community Retardation Services				
1970	0440		Special Categories—Developmental Disabilities				
1971	0470		Special Categories—Involuntary Admission Hearings				
1972	0496		Certifications Forward—Aid to Local Government		2,898.40		
1973	0499		Certifications Forward		32,403.00		
District V—							
1974	0501		Salaries				
1975	0503		Other Personal Services				
1976	0504		Expenses				
1977	0506		Operating Capital Outlay				
1978	0507		Food Products				
1979	0510		Special Categories—Community Residential Services				
1980	0520		Purchased Client Services				
1981	0530		Aid to Local Governments—Community Retardation Services				
1982	0540		Special Categories—Developmental Disabilities				
1983	0560		Purchased Cluster Services				
1984	0596		Certifications Forward—Aid to Local Government		2,906.10		
1985	0599		Certifications Forward		37,598.57		
District VI—							
1986	0601		Salaries				
1987	0604		Expenses				
1988	0606		Operating Capital Outlay				
1989	0610		Special Categories—Community Residential Services				
1990	0620		Purchased Client Services				
1991	0630		Aid to Local Governments—Community Retardation Services				
1992	0640		Special Categories—Developmental Disabilities				
1993	0699		Certifications Forward		5,970.93		
District VII—							
1994	0701		Salaries				
1995	0703		Other Personal Services				
1996	0704		Expenses				
1997	0706		Operating Capital Outlay				
1998	0710		Special Categories—Community Residential Services				
1999	0720		Purchased Client Services				
2000	0730		Aid to Local Governments—Community Retardation Services				
2001	0740		Special Categories—Developmental Disabilities				
2002	0760		Purchased Cluster Services				
2003	0770		Special Categories—Involuntary Admission Hearings				
2004	0796		Certifications Forward—Aid to Local Governments		6,893.05		
2005	0799		Certifications Forward		117,807.66		
District VIII—							
2006	0801		Salaries				
2007	0804		Expenses				
2008	0806		Operating Capital Outlay				
2009	0810		Special Categories—Community Residential Services				
2010	0820		Purchased Client Services				
2011	0830		Aid to Local Governments—Community Retardation Services				
2012	0840		Special Categories—Developmental Disabilities				
2013	0870		Special Categories—Involuntary Admission Hearings				
2014	0899		Certifications Forward		30,661.33		
District IX—							
2015	0901		Salaries				
2016	0903		Other Personal Services				
2017	0904		Expenses				
2018	0906		Operating Capital Outlay				
2019	0910		Special Categories—Community Residential Services				
2020	0920		Purchased Client Services				

ABSTRACT OF GENERAL REVENUE APPROPRIATIONS

Adjustments	Less Appropriations in Reserve	Plus Refunds and Restorations	Total Available	DISBURSEMENTS			Total Available Unexpended	Unexpended Appropriations June 30, 1981	Line No.
				Regular	Transfers	Total			
60,412.00			60,412.00	58,555.25		58,555.25	1,856.75	1,856.75	1955
6,196.00			6,196.00	1,771.63		1,771.63	4,424.37	4,424.37	1956
1,731,152.00			1,731,152.00	1,582,868.42		1,582,868.42	148,283.58	148,283.58	1957
545,418.00			545,418.00	503,761.69		503,761.69	41,656.31	41,656.31	1958
47,656.00			47,656.00	41,292.89		41,292.89	6,363.11	6,363.11	1959
135,865.00			135,865.00	117,308.33		117,308.33	18,556.67	18,556.67	1960
5,175.57			5,175.57	3,811.64		3,811.64			1961
238,761.85			178,430.94	178,430.94		178,430.94			1962
570,111.00			570,111.00	540,445.49		540,445.49	29,665.51	29,665.51	1963
145,375.00			145,375.00	145,174.79		145,174.79	200.21	200.21	1964
14,476.00			14,476.00	13,347.01		13,347.01	1,128.99	1,128.99	1965
13,226.00			13,226.00	12,297.00		12,297.00	929.00	929.00	1966
1,509,521.00			1,509,521.00	1,339,625.81		1,339,625.81	169,895.19	169,895.19	1967
594,895.00			594,895.00	505,350.84		505,350.84	89,544.16	89,544.16	1968
106,863.00			106,863.00	63,108.08		63,108.08	43,754.92	43,754.92	1969
216,447.00			216,447.00	182,583.63		182,583.63	33,863.37	33,863.37	1970
11,933.00			11,933.00	6,790.00		6,790.00	5,143.00	5,143.00	1971
11,459.00			11,459.00	8,560.60		8,560.60			1972
134,063.71			101,660.71	101,660.71		101,660.71			1973
473,992.00			473,992.00	458,557.75		458,557.75	15,434.25	15,434.25	1974
11,946.00			11,946.00	11,406.04		11,406.04	539.96	539.96	1975
84,880.00			84,880.00	74,963.33		74,963.33	9,916.67	9,916.67	1976
5,952.00			5,952.00	2,628.80		2,628.80	3,323.20	3,323.20	1977
11,855.00			11,855.00	10,471.26		10,471.26	1,383.74	1,383.74	1978
1,162,854.00			1,162,854.00	1,159,398.76		1,159,398.76	3,455.24	3,455.24	1979
748,945.00			748,945.00	680,709.10		680,709.10	68,235.90	68,235.90	1980
287,979.00			287,979.00	156,421.95		156,421.95	131,557.05	131,557.05	1981
228,217.00			228,217.00	196,216.69		196,216.69	32,000.31	32,000.31	1982
38,926.00			38,926.00				38,926.00	38,926.00	1983
2,906.10									1984
101,292.78			63,694.21	63,694.21		63,694.21			1985
189,295.00			189,295.00	178,576.00		178,576.00	10,719.00	10,719.00	1986
41,120.00			41,120.00	37,581.76		37,581.76	3,538.24	3,538.24	1987
2,857.00			2,857.00	50.00		50.00	2,807.00	2,807.00	1988
2,465,878.00			2,465,878.00	2,342,897.95		2,342,897.95	122,980.05	122,980.05	1989
413,632.00			413,632.00	392,655.14		392,655.14	20,976.86	20,976.86	1990
76,211.00			76,211.00	66,303.12		66,303.12	9,907.88	9,907.88	1991
196,817.00			196,817.00	154,769.04		154,769.04	42,047.96	42,047.96	1992
52,943.12			46,972.19	46,972.19		46,972.19			1993
250,222.00			250,222.00	224,526.01		224,526.01	25,695.99	25,695.99	1994
1,030.00			1,030.00	866.08		866.08	163.92	163.92	1995
54,782.00			54,782.00	49,652.92		49,652.92	5,129.08	5,129.08	1996
5,598.00			5,598.00	5,016.59		5,016.59	581.41	581.41	1997
1,676,344.00			1,676,344.00	1,497,123.17		1,497,123.17	179,220.83	179,220.83	1998
810,736.00			810,736.00	792,719.89		792,719.89	18,016.11	18,016.11	1999
186,869.00			186,869.00	156,507.07		156,507.07	30,361.93	30,361.93	2000
222,097.00			222,097.00	189,836.93		189,836.93	32,260.07	32,260.07	2001
59,767.00			59,767.00	35,045.75		35,045.75	24,721.25	24,721.25	2002
4,439.00			4,439.00				4,439.00	4,439.00	2003
25,071.85			18,178.80	18,178.80		18,178.80			2004
433,140.01			315,332.35	315,332.35		315,332.35			2005
261,295.00			261,295.00	248,897.51		248,897.51	12,397.49	12,397.49	2006
73,728.00			73,728.00	66,006.77		66,006.77	7,721.23	7,721.23	2007
6,125.00			6,125.00	5,432.65		5,432.65	692.35	692.35	2008
2,493,219.00			2,493,219.00	2,311,448.36		2,311,448.36	181,770.64	181,770.64	2009
204,970.00			204,970.00	204,399.79		204,399.79	570.21	570.21	2010
75,000.00			75,000.00	65,831.06		65,831.06	9,168.94	9,168.94	2011
220,297.00			220,297.00	180,102.63		180,102.63	40,194.37	40,194.37	2112
25,000.00			25,000.00	400.00		400.00	24,600.00	24,600.00	2013
192,705.04			162,043.71	162,043.71		162,043.71			2014
269,644.00			269,644.00	261,164.44		261,164.44	8,479.56	8,479.56	2015
2,200.00			2,200.00	2,200.00		2,200.00			2016
57,546.00			57,546.00	56,282.66		56,282.66	1,263.34	1,263.34	2017
15,387.00			15,387.00	14,830.48		14,830.48	556.52	556.52	2018
733,730.00			733,730.00	604,581.45		604,581.45	129,148.55	129,148.55	2019
770,082.00			770,082.00	742,856.54		742,856.54	27,225.46	27,225.46	2020

ABSTRACT OF GENERAL REVENUE APPROPRIATIONS

Line No.	Dept. and Div. No.	Acct. No.	NAME OF APPROPRIATION	APPROPRIATIONS			
				Certifications from Prior Year	Less Reversions of July 1, 1980	General Appropriation Act	Other
590-609 HEALTH AND REHABILITATIVE SERVICE DEPARTMENT OF (Continued)							
596 Division of Retardation Services: (Continued)							
District IX—(Continued)							
2021	0930		Aid to Local Governments—Community Retardation Services.....				
2022	0940		Special Categories—Developmental Disabilities.....				
2023	0970		Special Categories—Involuntary Admission Hearings.....				
2024	0999		Certifications Forward.....		61.96		
District X—							
2025	1001		Salaries.....				
2026	1004		Expenses.....				
2027	1006		Operating Capital Outlay.....				
2028	1010		Special Categories—Community Residential Services.....				
2029	1020		Purchased Client Services.....				
2030	1030		Aid to Local Governments—Community Retardation Services.....				
2031	1040		Special Categories—Developmental Disabilities.....				
2032	1070		Special Categories—Involuntary Admission Hearings.....				
2033	1096		Certifications Forward—Aid to Local Governments.....		1,154.87		
2034	1099		Certifications Forward.....				
District XI—							
2035	1101		Salaries.....				
2036	1103		Other Personal Services.....				
2037	1104		Expenses.....				
2038	1106		Operating Capital Outlay.....				
2039	1110		Special Categories—Community Residential Services.....				
2040	1120		Purchased Client Services.....				
2041	1130		Special Categories—Aid to Local Governments—Community Retardation Services.....				
2042	1140		Special Categories—Developmental Disabilities.....				
2043	1199		Certifications Forward.....		76,352.26		
District XII—							
2044	1230		Aid to Local Governments—Community Retardation Services.....				
2045	1231		Aid to Local Governments—Florida Special Olympics.....				
2046	1280		Special Categories—Intermediate Care Facility for the Mentally Retarded.....				
2047	1290		Contracted Casework Services.....				
2048	1296		Certifications Forward—Aid to Local Governments.....		5,100.00		
2049	1299		Certifications Forward.....		721.13		
Control—Institutions							
2050	2001		Salaries.....			37,782,648.00	
2051	2003		Other Personal Services.....			1,353,864.00	
2052	2004		Expenses.....			9,182,824.00	
2053	2006		Operating Capital Outlay.....			772,518.00	
2054	2007		Food Products.....			1,691,413.00	
2055	2009		Lump Sum—Raymond C. Philips Laboratory.....			85,783.00	
2056	2099		Certifications Forward.....	2,387,002.91			
Sunland, Gainesville—Institutions—							
2057	2201		Salaries.....				
2058	2203		Other Personal Services.....				
2059	2204		Expenses.....				
2060	2206		Operating Capital Outlay.....				
2061	2207		Food Products.....				
2062	2299		Certifications Forward.....		118.69		
Sunland, Ft. Myers—Institutions—							
2063	2301		Salaries.....				
2064	2303		Other Personal Services.....				
2065	2304		Expenses.....				
2066	2306		Operating Capital Outlay.....				
2067	2307		Food Products.....				
2068	2399		Certifications Forward.....				
Sunland, Orlando—Institutions—							
2069	2401		Salaries.....				
2070	2403		Other Personal Services.....				
2071	2404		Expenses.....				
2072	2406		Operating Capital Outlay.....				
2073	2407		Food Products.....				
2074	2499		Certifications Forward.....				
Sunland, Marianna—Institutions—							
2075	2501		Salaries.....				
2076	2503		Other Personal Services.....				
2077	2504		Expenses.....				
2078	2506		Operating Capital Outlay.....				
2079	2507		Food Products.....				
2080	2599		Certifications Forward.....				
Sunland, Miami—Institutions—							
2081	2601		Salaries.....				
2082	2603		Other Personal Services.....				

ABSTRACT OF GENERAL REVENUE APPROPRIATIONS

Adjustments	Less Appropriations in Reserve	Plus Refunds and Restorations	Total Available	DISBURSEMENTS			Total Available Unexpended	Unexpended Appropriations June 30, 1981	Line No.
				Regular	Transfers	Total			
97,333.00			97,333.00	97,276.56		97,276.56	56.44	56.44	2021
401,874.00			401,874.00	323,564.21		323,564.21	78,309.79	78,309.79	2022
2,500.00			2,500.00	461.40		461.40	2,038.60	2,038.60	2023
130,933.64			130,871.68	130,871.68		130,871.68			2024
218,852.00			218,852.00	200,136.04		200,136.04	18,715.96	18,715.96	2025
59,024.00			59,024.00	56,205.82		56,205.82	2,818.18	2,818.18	2026
2,323.00			2,323.00	1,779.58		1,779.58	543.42	543.42	2027
1,509,635.00			1,509,635.00	1,460,897.71		1,460,897.71	48,737.29	48,737.29	2028
757,285.00			757,285.00	716,870.73		716,870.73	40,414.27	40,414.27	2029
125,057.00			125,057.00	125,057.00		125,057.00			2030
263,327.00			263,327.00	226,003.68		226,003.68	37,323.32	37,323.32	2031
1,500.00			1,500.00				1,500.00	1,500.00	2032
7,693.00			6,538.13	6,538.13		6,538.13			2033
145,588.15			145,588.15	145,588.15		145,588.15			2034
253,958.00			253,958.00	233,290.71		233,290.71	20,667.29	20,667.29	2035
15,000.00			15,000.00	7,500.00		7,500.00	7,500.00	7,500.00	2036
84,785.00			84,785.00	76,278.36		76,278.36	8,506.64	8,506.64	2037
6,045.00			6,045.00	406.39		406.39	5,638.61	5,638.61	2038
5,666,653.00			5,666,653.00	5,225,368.60		5,225,368.60	441,284.40	441,284.40	2039
1,230,288.00			1,230,288.00	1,149,179.24		1,149,179.24	81,108.76	81,108.76	2040
175,448.00			175,448.00	159,509.00		159,509.00	15,939.00	15,939.00	2041
266,978.00			266,978.00	264,707.84		264,707.84	2,270.16	2,270.16	2042
271,149.50			194,797.24	194,797.24		194,797.24			2043
28,831.00			28,831.00	7,331.88		7,331.88	21,499.12	21,499.12	2044
111,615.00			111,615.00	111,612.00		111,612.00	3.00	3.00	2045
4,258,504.00			4,258,504.00	3,300,840.87		3,300,840.87	957,663.13	957,663.13	2046
253,156.00			253,156.00	209,872.53		209,872.53	43,283.47	43,283.47	2047
150,730.65			145,630.65	145,630.65		145,630.65			2048
327,262.37			326,541.24	326,541.24		326,541.24			2049
(37,782,648.00)									2050
(1,353,864.00)									2051
(9,182,824.00)									2052
(772,518.00)									2053
(1,691,413.00)									2054
(85,783.00)									2055
(2,387,002.91)									2056
10,674,540.00			10,674,540.00	10,255,225.65		10,255,225.65	419,314.35	419,314.35	2057
640,753.00			640,753.00	563,748.02		563,748.02	77,004.98	77,004.98	2058
2,322,935.00			2,322,935.00	2,297,584.18		2,297,584.18	25,350.82	25,350.82	2059
176,675.00			176,675.00	159,382.96		159,382.96	17,292.04	17,292.04	2060
538,697.00			538,697.00	529,968.88		529,968.88	8,728.12	8,728.12	2061
639,508.81			639,390.12	639,390.12		639,390.12			2062
5,258,845.00			5,258,845.00	5,146,750.01		5,146,750.01	112,094.99	112,094.99	2063
202,819.00			202,819.00	192,854.30		192,854.30	9,964.70	9,964.70	2064
1,512,518.00			1,512,518.00	1,492,884.01		1,492,884.01	19,633.99	19,633.99	2065
142,953.00			142,953.00	55,556.50		55,556.50	87,396.50	87,396.50	2066
236,224.00			236,224.00	234,004.91		234,004.91	2,219.09	2,219.09	2067
277,200.25			277,200.25	277,200.25		277,200.25			2068
9,242,260.00			9,242,260.00	8,969,182.90		8,969,182.90	273,077.10	273,077.10	2069
80,406.00			80,406.00	48,412.87		48,412.87	31,993.13	31,993.13	2070
1,754,969.00			1,754,969.00	1,745,165.32		1,745,165.32	9,803.68	9,803.68	2071
98,416.00			98,416.00	31,259.41		31,259.41	67,156.59	67,156.59	2072
286,743.00			286,743.00	282,494.33		282,494.33	4,248.67	4,248.67	2073
801,123.40			801,123.40	801,123.40		801,123.40			2074
6,030,874.00			6,030,874.00	5,795,518.00		5,795,518.00	235,356.00	235,356.00	2075
150,889.00			150,889.00	130,775.00		130,775.00	20,114.00	20,114.00	2076
1,377,141.00			1,377,141.00	1,368,406.36		1,368,406.36	8,734.64	8,734.64	2077
119,557.00			119,557.00	81,328.76		81,328.76	38,228.24	38,228.24	2078
305,927.00			305,927.00	304,447.42		304,447.42	1,479.58	1,479.58	2079
199,979.20			199,979.20	199,979.20		199,979.20			2080
7,806,724.00			7,806,724.00	7,633,029.12		7,633,029.12	173,694.88	173,694.88	2081
297,047.00			297,047.00	254,296.64		254,296.64	42,750.36	42,750.36	2082

ABSTRACT OF GENERAL REVENUE APPROPRIATIONS

Line No.	Dept. and Div. No.	Acct. No.	NAME OF APPROPRIATION	APPROPRIATIONS			
				Certifications from Prior Year	Less Reversions of July 1, 1980	General Appropriation Act	Other
590-609 HEALTH AND REHABILITATIVE SERVICES, DEPARTMENT OF (Continued)							
596 Division of Retardation Services: (Continued)							
Sunland, Miami—Institutions—(Continued)							
2083	2604		Expenses				
2084	2606		Operating Capital Outlay				
2085	2607		Food Products				
2086	2699		Certifications Forward		3.25		
Sunland, Tallahassee—Institutions—							
2087	2701		Salaries				
2088	2703		Other Personal Services				
2089	2704		Expenses				
2090	2706		Operating Capital Outlay				
2091	2707		Food Products				
2092	2799		Certifications Forward				
Retarded Defended Offender Program—Institutions—							
2093	2801		Salaries				
2094	2803		Other Personal Services				
2095	2804		Expenses				
2096	2806		Operating Capital Outlay				
2097	2807		Food Products				
2098	2899		Certifications Forward		1,303.03		
Control—Institution—							
2099	3218		Replacement Facilities for the Severe and Profound Non-Ambulatory Retarded	5,795,679.95			
2100	3226		FCO—Recreation Parks for Handicapped—Dade, Duval, Santa Rosa	410,000.00			
2101	3236		FCO—Warehouse Equipment—Orlando Sunland	1,045.01			
2102	3248		FCO—Replacement of Radiology Equipment	64,900.00			
2103	3258		FCO—Equipment Replacements for Sunland Centers	22,468.52			
2104	3266		FCO—New Laundry Equipment—Orlando Sunland	204,202.90			
2105	3278		FCO—Recreation Park for the Handicapped—Dade and Duval	285,358.46			
2106	3418		Replacement Facilities for the Severe and Profound Non-Ambulatory Retarded—Tallahassee				
2107	3458		Equipment Replacement Sunland Centers—Gainesville				
2108	3478		Handicapped Recreation Park—Dade				
2109	3518		Fixed Capital Outlay				
2110	3558		Equipment Replacement Sunland Centers—Fl. Myers				
2111	3618		Non-Ambulatory Retarded Replacement Facilities for the Severe and Profound Non-Ambulatory Retarded—Jacksonville				
2112	3628		Recreation Park for Handicapped—Duval				
2113	3658		Equipment Replacement Sunland Centers—Orlando				
2114	3758		District 2—MA—Equipment Replacement Sunland Centers—District IV				
2115	3818		FCO—Replacement Facilities for the Severe and Profound Non-Ambulatory Retarded				
2116	3918		FCO—Replacement Facilities for the Severe and Profound Non-Ambulatory Retarded—Orlando				
2117	3958		FCO—Equipment Replacement for Sunland Centers				
2118	4008		FCO—Renovation of Cottages for TCF/MR—Sunland Centers	2,297,469.71		3,000,000.00	
2119	4018		FCO—Replacement of Retardation Facilities Phase II	5,100,000.00		6,000,000.00	
2120	4028		FCO—Bird Drive Park	300,000.00		300,000.00	
2121	4208		FCO—Capital Outlay				
2122	4308		FCO—Capital Outlay				
2123	4328		FCO—Recreation Park for Handicapped—Dade				
2124	4808		FCO—Capital Outlay				
2125	4918		FCO—Replacement of Retardation Facilities—Phase III				
2126	5008		FCO—Stepping Stone Park—Gainesville—Sunland	3,325.80			
2127	5108		FCO—Capital Outlay				
2128			Total Division of Retardation Services	\$ 19,482,000.36	\$ 418,778.22	\$ 102,521,953.00	\$
597 Division of Vocational Rehabilitation Services							
Control—							
2129	0001		Disbursement Control—Salaries	\$	\$	\$	\$
2130	0099		Disbursement Control—Certifications Forward	432,407.17			
District I—							
2131	0101		Salaries				
2132	0103		Other Personal Services				
2133	0104		Expenses				
2134	0106		Operating Capital Outlay				
2135	0110		Purchased Client Services				
2136	0140		Spinal Cord Injury Program				
2137	0199		Certifications Forward		120.56		
District II—							
2138	0201		Salaries				
2139	0203		Other Personal Services				
2140	0204		Expenses				
2141	0206		Operating Capital Outlay				

ABSTRACT OF GENERAL REVENUE APPROPRIATIONS

Adjustments	Less Appropriations in Reserve	Plus Refunds and Restorations	Total Available	DISBURSEMENTS			Total Available Unexpended	Unexpended Appropriations June 30, 1981	Line No.
				Regular	Transfers	Total			
1,925,776.00			1,925,776.00	1,850,734.88		1,850,734.88	75,041.12	75,041.12	2083
131,775.00			131,775.00	105,249.45		105,249.45	26,525.55	26,525.55	2084
247,547.00			247,547.00	241,395.03		241,395.03	6,151.97	6,151.97	2085
170,460.69			170,457.44	170,457.44		170,457.44			2086
5,440,797.00			5,440,797.00	5,263,166.41		5,263,166.41	177,630.59	177,630.59	2087
78,939.00			78,939.00	58,464.83		58,464.83	20,474.17	20,474.17	2088
1,023,349.00			1,023,349.00	1,022,002.64		1,022,002.64	1,346.36	1,346.36	2089
96,138.00			96,138.00	61,013.85		61,013.85	35,124.15	35,124.15	2090
119,009.00			119,009.00	118,651.15		118,651.15	357.85	357.85	2091
271,888.33			271,888.33	271,888.33		271,888.33			2092
513,056.00			513,056.00	496,240.03		496,240.03	16,815.97	16,815.97	2093
17,770.00			17,770.00	6,328.37		6,328.37	11,441.63	11,441.63	2094
106,712.00			106,712.00	102,823.66		102,823.66	3,888.34	3,888.34	2095
6,377.00			6,377.00	3,159.35		3,159.35	3,217.65	3,217.65	2096
27,266.00			27,266.00	27,175.40		27,175.40	90.60	90.60	2097
26,842.23			25,539.20	25,539.20		25,539.20			2098
(4,063,773.95)	1,731,189.00		717.00				717.00	1,731,906.00	2099
(410,000.00)									2100
			1,045.01	912.07		912.07	132.94	132.94	2101
			64,900.00	64,900.00		64,900.00			2102
(22,468.42)			.10				.10	.10	2103
(241,500.00)	5,350.00		204,202.90	204,202.90		204,202.90			2104
			38,508.46				38,508.46	43,858.46	2105
1,077,183.77			1,077,183.77	890,209.65		890,209.65	186,974.12	186,974.12	2106
274.10			274.10				274.10	274.10	2107
241,500.00			241,500.00				241,500.00	241,500.00	2108
52,865.00			52,865.00	22,273.05		22,273.05	30,591.95	30,591.95	2109
5,556.78			5,556.78	5,540.40		5,540.40	16.38	16.38	2110
1,279,207.00			1,279,207.00	997,942.32		997,942.32	281,264.68	281,264.68	2111
200,000.00			200,000.00	90,287.70		90,287.70	109,712.30	109,712.30	2112
11,314.00			11,314.00	11,313.61		11,313.61	.39	.39	2113
4,556.64			4,556.64	37.99		37.99	4,518.65	4,518.65	2114
393,441.00			393,441.00	369,397.62		369,397.62	24,043.38	24,043.38	2115
1,261,077.18			1,261,077.18	1,178,609.49		1,178,609.49	82,467.69	82,467.69	2116
766.90			766.90				766.90	766.90	2117
(1,844,018.71)	3,448,512.00		4,939.00				4,939.00	3,453,451.00	2118
(68,427.00)	11,005,317.00		26,256.00				26,256.00	11,031,573.00	2119
	172,450.00		427,550.00	60.00		60.00	427,490.00	599,940.00	2120
117,272.00			117,272.00	57,825.34		57,825.34	59,446.66	59,446.66	2121
1,330,857.71			1,330,857.71	742,828.16		742,828.16	588,029.55	588,029.55	2122
210,000.00			210,000.00				210,000.00	210,000.00	2123
177,774.00			177,774.00	80,880.00		80,880.00	96,894.00	96,894.00	2124
68,427.00			68,427.00	34,187.00		34,187.00	34,240.00	34,240.00	2125
			3,325.80	3,213.86		3,213.86	111.94	111.94	2126
218,124.00			218,124.00	92,558.31		92,558.31	125,565.69	125,565.69	2127
\$ 7,153,748.00	\$ 16,405,538.00	\$	\$ 112,333,385.14	\$ 103,462,892.59	\$	\$ 103,462,892.59	\$ 8,870,492.55	\$ 25,276,030.55	2128
\$	\$	\$	\$	\$	\$	\$	\$	\$	2129
(432,407.17)									2130
146,203.00			146,203.00	140,301.83		140,301.83	5,901.17	5,901.17	2131
557.00			557.00	555.44		555.44	1.56	1.56	2132
26,968.00			26,968.00	22,472.90		22,472.90	4,495.10	4,495.10	2133
1,469.00			1,469.00	1,376.33		1,376.33	92.67	92.67	2134
306,893.00			306,893.00	283,065.34		283,065.34	23,827.66	23,827.66	2135
85,536.00			85,536.00	85,364.00		85,364.00	172.00	172.00	2136
31,367.04			31,246.48	31,246.48		31,246.48			2137
199,385.00			199,385.00	193,753.00		193,753.00	5,632.00	5,632.00	2138
928.00			928.00	869.74		869.74	58.26	58.26	2139
37,283.00			37,283.00	35,620.17		35,620.17	1,662.83	1,662.83	2140
2,832.00			2,832.00	2,595.93		2,595.93	236.07	236.07	2141

ABSTRACT OF GENERAL REVENUE APPROPRIATIONS

Line No.	Dept. and Div. No.	Acct. No.	NAME OF APPROPRIATION	APPROPRIATIONS			
				Certifications from Prior Year	Less Reversions of July 1, 1980	General Appropriation Act	Other
590-609 HEALTH AND REHABILITATIVE SERVICE DEPARTMENT OF (Continued)							
597 Division of Vocational Rehabilitative Services: (Continued)							
District II—(Continued)							
2142	0210		Purchased Client Services.....				
2143	0220		Extended Employment for Developmentally Disabled.....				
2144	0240		Spinal Cord Injury Program.....				
2145	0299		Certifications Forward.....		176.34		
District III—							
2146	0301		Salaries.....				
2147	0304		Expenses.....				
2148	0306		Operating Capital Outlay.....				
2149	0310		Purchased Client Services.....				
2150	0340		Spinal Cord Injury Program.....				
2151	0399		Certifications Forward.....		5,508.41		
District IV—							
2152	0401		Salaries.....				
2153	0403		Other Personal Services.....				
2154	0404		Expenses.....				
2155	0406		Operating Capital Outlay.....				
2156	0410		Purchased Client Services.....				
2157	0420		Extended Employment for Developmentally Disabled.....				
2158	0440		Spinal Cord Injury Program.....				
2159	0499		Certifications Forward.....		1,852.63		
District V—							
2160	0501		Salaries.....				
2161	0503		Other Personal Services.....				
2162	0504		Expenses.....				
2163	0506		Operating Capital Outlay.....				
2164	0510		Purchased Client Services.....				
2165	0520		Extended Employment for Developmentally Disabled.....				
2166	0599		Certifications Forward.....		150.84		
District VI—							
2167	0601		Salaries.....				
2168	0603		Other Personal Services.....				
2169	0604		Expenses.....				
2170	0606		Operating Capital Outlay.....				
2171	0610		Purchased Client Services.....				
2172	0620		Extended Employment for Developmentally Disabled.....				
2173	0640		Spinal Cord Injury Program.....				
2174	0699		Certifications Forward.....		8,590.35		
District VII—							
2175	0701		Salaries.....				
2176	0703		Other Personal Services.....				
2177	0704		Expenses.....				
2178	0706		Operating Capital Outlay.....				
2179	0710		Purchased Client Services.....				
2180	0720		Extended Employment for Developmentally Disabled.....				
2181	0740		Spinal Cord Injury Program.....				
2182	0799		Certifications Forward.....		1,952.29		
District VIII—							
2183	0801		Salaries.....				
2184	0803		Other Personal Services.....				
2185	0804		Expenses.....				
2186	0806		Operating Capital Outlay.....				
2187	0810		Purchased Client Services.....				
2188	0820		Extended Employment for Developmentally Disabled.....				
2189	0840		Spinal Cord Injury Program.....				
2190	0899		Certifications Forward.....		.64		
District IX—							
2191	0901		Salaries.....				
2192	0903		Other Personal Services.....				
2193	0904		Expenses.....				
2194	0906		Operating Capital Outlay.....				
2195	0910		Purchased Client Services.....				
2196	0920		Extended Employment for Developmentally Disabled.....				
2197	0999		Certifications Forward.....		6,509.58		
District X—							
2198	1001		Salaries.....				
2199	1003		Other Personal Services.....				
2200	1004		Expenses.....				
2201	1006		Operating Capital Outlay.....				
2202	1010		Purchased Client Services.....				
2203	1099		Certifications Forward.....				
District XI—							
2204	1101		Salaries.....				
2205	1103		Other Personal Services.....				

ABSTRACT OF GENERAL REVENUE APPROPRIATIONS

Adjustments	Less Appropriations in Reserve	Plus Refunds and Restorations	Total Available	DISBURSEMENTS			Total Available Unexpended	Unexpended Appropriations June 30, 1981	Line No.
				Regular	Transfers	Total			
321,695.00			321,695.00	321,592.19		321,592.19	102.81	102.81	2142
1,657.00			1,657.00	663.40		663.40	993.60	993.60	2143
60,044.00			60,044.00	32,608.74		32,608.74	27,435.26	27,435.26	2144
29,940.21			29,763.87	29,763.87		29,763.87			2145
154,753.00			154,753.00	149,209.15		149,209.15	5,543.85	5,543.85	2146
36,276.00			36,276.00	35,899.50		35,899.50	376.50	376.50	2147
1,500.00			1,500.00	1,250.84		1,250.84	249.16	249.16	2148
221,202.00			221,202.00	210,941.70		210,941.70	10,260.30	10,260.30	2149
57,094.00			57,094.00	43,429.15		43,429.15	13,664.85	13,664.85	2150
25,483.29			19,974.88	19,974.88		19,974.88			2151
243,663.00			243,663.00	237,247.84		237,247.84	6,415.16	6,415.16	2152
400.00			400.00	386.57		386.57	13.43	13.43	2153
40,761.00			40,761.00	40,208.94		40,208.94	552.06	552.06	2154
2,489.00			2,489.00	2,196.65		2,196.65	292.35	292.35	2155
413,461.00			413,461.00	395,180.92		395,180.92	18,280.08	18,280.08	2156
81,757.00			81,757.00	50,344.64		50,344.64	31,412.36	31,412.36	2157
81,536.00			81,536.00	75,448.93		75,448.93	6,087.07	6,087.07	2158
73,814.97			71,962.34	71,962.34		71,962.34			2159
255,961.00			255,961.00	246,332.45		246,332.45	9,628.55	9,628.55	2160
1,486.00			1,486.00	1,331.23		1,331.23	154.77	154.77	2161
45,078.00			45,078.00	44,764.15		44,764.15	313.85	313.85	2162
3,293.00			3,293.00	3,230.18		3,230.18	62.82	62.82	2163
370,969.00			370,969.00	370,259.99		370,259.99	709.01	709.01	2164
73,871.00			73,871.00	53,129.50		53,129.50	20,741.50	20,741.50	2165
48,491.61			48,340.77	48,340.77		48,340.77			2166
215,559.00			215,559.00	209,298.22		209,298.22	6,260.78	6,260.78	2167
839.00			839.00	615.54		615.54	223.46	223.46	2168
37,208.00			37,208.00	33,750.65		33,750.65	3,457.35	3,457.35	2169
1,935.00			1,935.00	1,574.81		1,574.81	360.19	360.19	2170
275,989.00			275,989.00	275,989.00		275,989.00			2171
28,957.00			28,957.00	21,711.90		21,711.90	7,245.10	7,245.10	2172
85,536.00			85,536.00	81,644.64		81,644.64	3,891.36	3,891.36	2173
34,210.56			25,620.21	25,620.21		25,620.21			2174
246,221.00			246,221.00	242,247.68		242,247.68	3,973.32	3,973.32	2175
910.00			910.00	639.51		639.51	270.49	270.49	2176
46,728.00			46,728.00	40,542.18		40,542.18	6,185.82	6,185.82	2177
2,522.00			2,522.00	1,676.29		1,676.29	845.71	845.71	2178
361,847.00			361,847.00	343,948.06		343,948.06	17,898.94	17,898.94	2179
31,673.00			31,673.00	28,290.65		28,290.65	3,382.35	3,382.35	2180
47,536.00			47,536.00	44,126.14		44,126.14	3,409.86	3,409.86	2181
34,266.59			32,314.30	32,314.30		32,314.30			2182
186,305.00			186,305.00	179,385.31		179,385.31	6,919.69	6,919.69	2183
400.00			400.00	241.20		241.20	158.80	158.80	2184
36,894.00			36,894.00	34,149.80		34,149.80	2,744.20	2,744.20	2185
1,807.00			1,807.00	1,607.39		1,607.39	199.61	199.61	2186
230,435.00			230,435.00	229,914.72		229,914.72	520.28	520.28	2187
4,061.00			4,061.00	3,239.67		3,239.67	821.33	821.33	2188
40,862.00			40,862.00	29,953.99		29,953.99	10,908.01	10,908.01	2189
31,530.64			31,530.00	31,530.00		31,530.00			2190
150,300.00			150,300.00	133,234.68		133,234.68	17,065.32	17,065.32	2191
1,731.00			1,731.00	1,412.11		1,412.11	318.89	318.89	2192
34,925.00			34,925.00	29,477.12		29,477.12	5,447.88	5,447.88	2193
1,830.00			1,830.00	1,430.66		1,430.66	399.34	399.34	2194
193,588.00			193,588.00	188,948.05		188,948.05	4,639.95	4,639.95	2195
13,006.00			13,006.00	10,344.51		10,344.51	2,661.49	2,661.49	2196
34,897.87			28,388.29	28,388.29		28,388.29			2197
187,043.00			187,043.00	183,134.99		183,134.99	3,908.01	3,908.01	2198
431.00			431.00	298.60		298.60	132.40	132.40	2199
33,190.00			33,190.00	32,501.04		32,501.04	688.96	688.96	2200
1,848.00			1,848.00	1,212.89		1,212.89	635.11	635.11	2201
203,359.00			203,359.00	201,298.21		201,298.21	2,060.79	2,060.79	2202
31,594.74			31,594.74	31,594.74		31,594.74			2203
347,370.00			347,370.00	335,752.11		335,752.11	11,617.89	11,617.89	2204
1,253.00			1,253.00	345.45		345.45	907.55	907.55	2205

ABSTRACT OF GENERAL REVENUE APPROPRIATIONS

Line No.	Dept. and Div. No.	Acct. No.	NAME OF APPROPRIATION	APPROPRIATIONS			
				Certifications from Prior Year	Less Reversions of July 1, 1980	General Appropriation Act	Other
590-609 HEALTH AND REHABILITATIVE SERVICE DEPARTMENT OF (Continued)							
597 Division of Vocational Rehabilitative Services: (Continued)							
District IX—(Continued)							
2206	1104		Expenses				
2207	1106		Operating Capital Outlay				
2208	1110		Purchased Client Services				
2209	1120		Extended Employment for Developmentally Disabled				
2210	1140		Spinal Cord Injury Program				
2211	1199		Certifications Forward		322.50		
2212			Total Division of Vocational Rehabilitation Services	\$ 432,407.17	\$ 25,184.14	\$	\$
598 Division of Social and Economic Services:							
Control—							
2213	0001		Salaries	\$	\$	\$ 29,465,374.00	\$
2214	0003		Other Personal Services			695,354.00	1,102,953.00 ¹
2215	0004		Expenses			6,884,293.00	12,495.00 ¹
2216	0006		Operating Capital Outlay			122,518.00	
2217	0007		Food Products			44,510.00	
2218	0020		Special Categories—Win Medicaid Expenses			13,000.00	
2219	0022		Special Categories—Child Day Care			3,367,783.00	
2220	0024		Special Categories—Transportation of Runaways			71,640.00	
2221	0025		Special Categories—Swap Wage Pool			585,305.00	
2222	0026		Special Categories—Win Day Care			55,196.00	
2223	0029		Lump Sum—Food Stamps			1,546,569.00	
2224	0040		Special Categories—Medicaid Surveillance			146,307.00	
2225	0042		Special Categories—Emergency Shelter Care—Children			771,871.00	
2226	0043		Special Categories—Foster Home Care—Children			9,417,880.00	
2227	0044		Special Categories—Psychiatric Care for Children			139,173.00	
2228	0046		Special Categories—Housekeeper Services for Children			251,539.00	
2229	0047		Special Categories—Home for Unmarried Mothers			148,100.00	
2230	0052		Special Categories—Purchase of Adoption Services			146,900.00	
2231	0053		Special Categories—Medical Costs of Subsidized Adoptions			50,000.00	
2232	0060		Special Categories—Purchase of Residential Group Care			2,066,965.00	
2233	0095		FAP—Aid to Families with Dependent Children			73,225,015.00	
2234	0099		Certifications Forward	2,734,138.83	.01		
District I—							
2235	0101		Salaries				
2236	0103		Other Personal Services				
2237	0104		Expenses				
2238	0106		Operating Capital Outlay				
2239	0120		Special Categories—Win Medicaid Expenses				
2240	0122		Child Day Care				
2241	0125		Special Categories—SWAP Wage Pool				
2242	0126		WIN Day Care				
2243	0143		Special Categories—Foster Home Care for Children				
2244	0144		Special Categories—Psychiatric Care for Children				
2245	0146		Special Categories—Housekeeper Services for Children				
2246	0147		Special Categories—Home for Unmarried Mothers				
2247	0153		Medical Cost of Subsidized Adoptions				
2248	0160		Special Categories—Purchase of Residential Group Care				
2249	0195		Aid to Families with Dependent Children				
2250	0199		Certifications Forward		1,517.49		
District II—							
2251	0201		Salaries				
2252	0203		Other Personal Services				
2253	0204		Expenses				
2254	0206		Operating Capital Outlay				
2255	0220		Special Categories—WIN Medicaid Expenses				
2256	0221		Special Categories—Intensive Crisis Counseling				
2257	0222		Special Categories—Child Day Care				
2258	0225		Special Categories—Swap Wage Pool				
2259	0226		Special Categories—WIN Day Care				
2260	0243		Special Categories—Foster Home Care for Children				
2261	0244		Special Categories—Psychiatric Care for Children				
2262	0246		Special Categories—Housekeeper Services for Children				
2263	0247		Special Categories—Home for Unmarried Mothers				
2264	0253		Medical Cost of Subsidized Adoptions				
2265	0260		Special Categories—Purchase of Residential Group Care				
2266	0295		Special Categories—Aid to Families with Dependent Children				
2267	0299		Certifications Forward		9,557.10		
District III—							
2268	0301		Salaries				
2269	0303		Other Personal Services				
2270	0304		Expenses				
2271	0306		Operating Capital Outlay				
2272	0307		Food Products				

¹Authorized by 409.085, Florida Statutes

ABSTRACT OF GENERAL REVENUE APPROPRIATIONS

Adjustments	Less Appropriations in Reserve	Plus Refunds and Restorations	Total Available	DISBURSEMENTS			Total Available Unexpended	Unexpended Appropriations June 30, 1981	Line No.
				Regular	Transfers	Total			
64,610.00			64,610.00	64,518.99		64,518.99	91.01	91.01	2206
3,536.00			3,536.00	1,545.72		1,545.72	1,990.28	1,990.28	2207
541,867.00			541,867.00	480,491.52		480,491.52	61,375.48	61,375.48	2208
45,018.00			45,018.00	43,616.85		43,616.85	1,401.15	1,401.15	2209
89,536.00			89,536.00	53,432.12		53,432.12	36,103.88	36,103.88	2210
56,809.65			56,487.15	56,487.15		56,487.15			2211
\$ 7,075,665.00			\$ 7,482,888.03	\$ 7,056,397.34		\$ 7,056,397.34	\$ 426,490.69	\$ 426,490.69	2212
\$ (29,465,011.00)			\$ 363.00				\$ 363.00	\$ 363.00	2213
(1,656,169.00)			142,138.00				142,138.00	142,138.00	2214
(6,896,788.00)									2215
(122,518.00)									2216
(44,510.00)									2217
(13,000.00)									2218
(3,367,783.00)									2219
(71,640.00)									2220
(585,305.00)									2221
(55,196.00)									2222
(1,546,569.00)									2223
(146,307.00)									2224
(771,871.00)									2225
(9,417,880.00)									2226
(139,173.00)									2227
(251,539.00)									2228
(148,100.00)									2229
(146,900.00)									2230
(50,000.00)									2231
(2,066,965.00)									2232
(73,225,015.00)									2233
(2,734,138.82)									2234
1,883,611.00			1,883,611.00	1,863,112.27		1,863,112.27	20,498.73	20,498.73	2235
115,331.00			115,331.00	59,402.79		59,402.79	55,928.21	55,928.21	2236
380,637.00			380,637.00	378,363.80		378,363.80	2,273.20	2,273.20	2237
11,483.00			11,483.00	11,141.45		11,141.45	341.55	341.55	2238
735.00			735.00	637.49		637.49	97.51	97.51	2239
103,012.00			103,012.00	68,160.91		68,160.91	34,851.09	34,851.09	2240
30,857.00			30,857.00	2,255.87		2,255.87	28,601.13	28,601.13	2241
2,782.00			2,782.00	1,780.67		1,780.67	1,001.33	1,001.33	2242
204,611.00			204,611.00	203,585.77		203,585.77	1,025.23	1,025.23	2243
20,960.00			20,960.00	9,960.47		9,960.47	10,999.53	10,999.53	2244
9,559.00			9,559.00	6,647.46		6,647.46	2,911.54	2,911.54	2245
208.00			208.00				208.00	208.00	2246
1,295.00			1,295.00	1,036.68		1,036.68	258.32	258.32	2247
66,265.00			66,265.00	63,123.36		63,123.36	3,141.64	3,141.64	2248
66,673.00			66,673.00	57,443.86		57,443.86	9,229.14	9,229.14	2249
70,616.76			69,099.27	69,099.27		69,099.27			2250
2,415,750.00			2,415,750.00	2,361,210.27		2,361,210.27	54,539.73	54,539.73	2251
168,994.00			168,994.00	106,229.43		106,229.43	62,764.57	62,764.57	2252
389,530.00			389,530.00	380,580.77		380,580.77	8,949.23	8,949.23	2253
45,249.00			45,249.00	31,333.75		31,333.75	13,915.25	13,915.25	2254
497.00			497.00	454.65		454.65	42.35	42.35	2255
90,000.00			90,000.00	50,319.91		50,319.91	39,680.09	39,680.09	2256
141,693.00			141,693.00	138,843.61		138,843.61	2,849.39	2,849.39	2257
16,207.00			16,207.00	12,424.80		12,424.80	3,782.20	3,782.20	2258
4,984.00			4,984.00	4,673.53		4,673.53	310.47	310.47	2259
355,049.00			355,049.00	345,050.38		345,050.38	9,998.62	9,998.62	2260
17,748.00			17,748.00	16,402.42		16,402.42	1,345.58	1,345.58	2261
14,499.00			14,499.00	8,182.20		8,182.20	6,316.80	6,316.80	2262
741.00			741.00	10.00		10.00	731.00	731.00	2263
2,950.00			2,950.00	2,814.20		2,814.20	135.80	135.80	2264
89,505.00			89,505.00	84,899.48		84,899.48	4,605.52	4,605.52	2265
100,892.00			100,892.00	87,525.27		87,525.27	13,366.73	13,366.73	2266
117,941.85			108,384.75	108,384.75		108,384.75			2267
3,166,955.00			3,166,955.00	3,056,159.81		3,056,159.81	110,795.19	110,795.19	2268
153,228.00			153,228.00	124,879.34		124,879.34	28,348.66	28,348.66	2269
684,059.00			684,059.00	682,392.65		682,392.65	1,666.35	1,666.35	2270
11,821.00			11,821.00	10,347.36		10,347.36	1,473.64	1,473.64	2271
8,152.00			8,152.00	6,103.90		6,103.90	2,048.10	2,048.10	2272

ABSTRACT OF GENERAL REVENUE APPROPRIATIONS

Line No.	Dept. and Div. No.	Acct. No.	NAME OF APPROPRIATION	APPROPRIATIONS			
				Certifications from Prior Year	Less Reversions of July 1, 1980	General Appropriation Act	Other
590-609 HEALTH AND REHABILITATIVE SERVICE DEPARTMENT OF (Continued)							
598 Division of Social and Economic Services: (Continued)							
District III—(Continued)							
2273	0320		Special Categories—Win Medicaid Expenses.....				
2274	0322		Special Categories—Child Day Care.....				
2275	0326		Special Categories—Win Day Care.....				
2276	0343		Special Categories—Foster Home Care for Children.....				
2277	0344		Special Categories—Psychiatric Care for Children.....				
2278	0346		Special Categories—Housekeeper Services for Children.....				
2279	0347		Special Categories—Home for Unmarried Mothers.....				
2280	0353		Special Categories—Medical Cost of Subsidized Adoptions.....				
2281	0360		Special Categories—Purchase of Residential Group Care.....				
2282	0395		Special Categories—Aid to Families With Dependent Children.....				
2283	0399		Certifications Forward.....		14,680.59		
District IV—							
2284	0401		Salaries.....				
2285	0403		Other Personal Services.....				
2286	0404		Expenses.....				
2287	0406		Operating Capital Outlay.....				
2288	0407		Food Products.....				
2289	0420		Special Categories—WIN Medicaid Expenses.....				
2290	0422		Child Day Care.....				
2291	0425		Special Categories—SWAP Wage Pool.....				
2292	0426		WIN Day Care.....				
2293	0443		Special Categories—Foster Home Care for Children.....				
2294	0444		Special Categories—Psychiatric Care for Children.....				
2295	0446		Special Categories—Housekeeper Services for Children.....				
2296	0447		Special Categories—Home for Unmarried Mothers.....				
2297	0453		Special Categories—Medical Cost of Subsidized Adoptions.....				
2298	0460		Special Categories—Purchase of Residential Group Care.....				
2299	0495		Special Categories—Aid to Families With Dependent Children.....				
2300	0499		Special Categories—Certifications Forward.....		51,700.60		
District V—							
2301	0501		Salaries.....				
2302	0503		Other Personal Services.....				
2303	0504		Expenses.....				
2304	0506		Operating Capital Outlay.....				
2305	0520		Special Categories—WIN Medicaid Expenses.....				
2306	0522		Special Categories—Child Day Care.....				
2307	0526		Special Categories—WIN Day Care.....				
2308	0543		Special Categories—Foster Home Care for Children.....				
2309	0544		Special Categories—Psychiatric Care for Children.....				
2310	0546		Special Categories—Housekeeper Services For Children.....				
2311	0547		Special Categories—Home for Unmarried Mothers.....				
2312	0553		Special Categories—Medical Cost of Subsidized Adoptions.....				
2313	0560		Special Categories—Purchase of Residential Group Care.....				
2314	0595		Special Categories—Aid to Families With Dependent Children.....				
2315	0599		Certifications Forward.....		5,183.68		
District VI—							
2316	0601		Salaries.....				
2317	0603		Other Personal Services.....				
2318	0604		Expenses.....				
2319	0606		Operating Capital Outlay.....				
2320	0607		Food Products.....				
2321	0620		Special Categories—WIN Medicaid Expenses.....				
2322	0622		Special Categories—Child Day Care.....				
2323	0626		Special Categories—WIN Day Care.....				
2324	0643		Special Categories—Foster Home Care for Children.....				
2325	0644		Special Categories—Psychiatric Care for Children.....				
2326	0646		Special Categories—Housekeeper Services for Children.....				
2327	0647		Special Categories—Home for Unmarried Mothers.....				
2328	0653		Special Categories—Medical Cost of Subsidized Adoptions.....				
2329	0660		Special Categories—Purchase of Residential Group Care.....				
2330	0695		Special Categories—Aid to Families With Dependent Children.....				
2331	0699		Certifications Forward.....				
District VII—							
2332	0701		Salaries.....				
2333	0703		Other Personal Services.....				
2334	0704		Expenses.....				
2335	0706		Operating Capital Outlay.....				
2336	0720		Special Categories—WIN Medicaid Expenses.....				
2337	0722		Child Day Care.....				
2338	0725		Special Categories—SWAP Wage Pool.....				
2339	0726		WIN Day Care.....				
2340	0743		Special Categories—Foster Home Care for Children.....				

ABSTRACT OF GENERAL REVENUE APPROPRIATIONS

Adjustments	Less Appropriations in Reserve	Plus Refunds and Restorations	Total Available	DISBURSEMENTS			Total Available Unexpended	Unexpended Appropriations June 30, 1981	Line No.
				Regular	Transfers	Total			
365.00			365.00	249.50		249.50	115.50	115.50	2273
192,238.00			192,238.00	157,872.38		157,872.38	34,365.62	34,365.62	2274
3,201.00			3,201.00	2,632.99		2,632.99	568.01	568.01	2275
967,480.00			967,480.00	888,565.71		888,565.71	78,914.29	78,914.29	2276
39,472.00			39,472.00	27,168.80		27,168.80	12,303.20	12,303.20	2277
31,497.00			31,497.00	22,187.21		22,187.21	9,309.79	9,309.79	2278
4,432.00			4,432.00	3,616.71		3,616.71	815.29	815.29	2279
5,925.00			5,925.00	1,884.00		1,884.00	4,041.00	4,041.00	2280
162,464.00			162,464.00	124,032.40		124,032.40	38,431.60	38,431.60	2281
160,467.00			160,467.00	145,456.30		145,456.30	15,010.70	15,010.70	2282
111,296.44			96,615.85	96,615.85		96,615.85			2283
4,719,279.00			4,719,279.00	4,584,322.59		4,584,322.59	134,956.41	134,956.41	2284
288,516.00			288,516.00	225,079.57		225,079.57	63,436.43	63,436.43	2285
1,014,467.00			1,014,467.00	975,831.38		975,831.38	38,635.62	38,635.62	2286
23,987.00			23,987.00	23,546.20		23,546.20	440.80	440.80	2287
14,804.00			14,804.00	13,151.64		13,151.64	1,652.36	1,652.36	2288
2,054.00			2,054.00	1,445.40		1,445.40	608.60	608.60	2289
348,660.00			348,660.00	288,430.20		288,430.20	60,229.80	60,229.80	2290
9,063.00			9,063.00	4,785.34		4,785.34	4,277.66	4,277.66	2291
23,196.00			23,196.00	21,989.80		21,989.80	1,206.20	1,206.20	2292
1,045,552.00			1,045,552.00	1,038,608.71		1,038,608.71	6,943.29	6,943.29	2293
138,999.00			138,999.00	130,067.80		130,067.80	8,931.20	8,931.20	2294
27,873.00			27,873.00	14,912.29		14,912.29	12,960.71	12,960.71	2295
13,800.00			13,800.00	10,862.24		10,862.24	2,937.76	2,937.76	2296
3,705.00			3,705.00	3,693.94		3,693.94	11.06	11.06	2297
211,389.00			211,389.00	196,388.34		196,388.34	15,000.66	15,000.66	2298
126,853.00			126,853.00	98,344.41		98,344.41	28,508.59	28,508.59	2299
478,188.01			426,487.41	426,487.41		426,487.41			2300
2,665,790.00			2,665,790.00	2,581,425.00		2,581,425.00	84,365.00	84,365.00	2301
94,270.00			94,270.00	54,547.04		54,547.04	39,722.96	39,722.96	2302
546,426.00			546,426.00	510,022.72		510,022.72	36,403.28	36,403.28	2303
8,408.00			8,408.00	8,376.93		8,376.93	31.07	31.07	2304
1,292.00			1,292.00	857.35		857.35	434.65	434.65	2305
224,127.00			224,127.00	201,425.03		201,425.03	22,701.97	22,701.97	2306
8,111.00			8,111.00	5,172.50		5,172.50	2,938.50	2,938.50	2307
751,150.00			751,150.00	746,032.57		746,032.57	5,117.43	5,117.43	2308
36,795.00			36,795.00	32,869.82		32,869.82	3,925.18	3,925.18	2309
29,322.00			29,322.00	19,374.76		19,374.76	9,947.24	9,947.24	2310
3,759.00			3,759.00	3,058.41		3,058.41	700.59	700.59	2311
6,665.00			6,665.00	6,558.35		6,558.35	106.65	106.65	2312
227,159.00			227,159.00	226,717.10		226,717.10	441.90	441.90	2313
90,493.00			90,493.00	88,761.05		88,761.05	1,731.95	1,731.95	2314
207,303.94			202,120.26	202,120.26		202,120.26			2315
3,477,564.00			3,477,564.00	3,348,061.62		3,348,061.62	129,502.38	129,502.38	2316
107,818.00			107,818.00	78,337.58		78,337.58	29,480.42	29,480.42	2317
602,141.00			602,141.00	599,363.25		599,363.25	2,777.75	2,777.75	2318
21,656.00			21,656.00	11,844.76		11,844.76	9,811.24	9,811.24	2319
7,702.00			7,702.00	4,444.86		4,444.86	3,257.14	3,257.14	2320
1,449.00			1,449.00	1,066.26		1,066.26	382.74	382.74	2321
233,619.00			233,619.00	204,366.35		204,366.35	29,252.65	29,252.65	2322
12,404.00			12,404.00	12,105.02		12,105.02	298.98	298.98	2323
1,049,756.00			1,049,756.00	1,040,883.19		1,040,883.19	8,872.81	8,872.81	2324
49,410.00			49,410.00	46,522.13		46,522.13	2,887.87	2,887.87	2325
23,610.00			23,610.00	19,904.84		19,904.84	3,705.16	3,705.16	2326
4,061.00			4,061.00	4,002.00		4,002.00	59.00	59.00	2327
13,335.00			13,335.00	13,335.00		13,335.00			2328
251,756.00			251,756.00	248,068.56		248,068.56	3,687.44	3,687.44	2329
196,884.00			196,884.00	153,373.49		153,373.49	43,510.51	43,510.51	2330
132,724.75			132,724.75	132,724.75		132,724.75			2331
3,091,139.00			3,091,139.00	3,052,657.92		3,052,657.92	38,481.08	38,481.08	2332
150,753.00			150,753.00	135,559.03		135,559.03	15,193.97	15,193.97	2333
651,948.00			651,948.00	651,460.05		651,460.05	487.95	487.95	2334
18,961.00			18,961.00	16,324.33		16,324.33	2,636.67	2,636.67	2335
1,934.00			1,934.00	1,001.87		1,001.87	932.13	932.13	2336
520,825.00			520,825.00	472,014.07		472,014.07	48,810.93	48,810.93	2337
20,757.00			20,757.00	8,219.55		8,219.55	12,537.45	12,537.45	2338
15,363.00			15,363.00	14,474.10		14,474.10	888.90	888.90	2339
659,228.00			659,228.00	651,393.08		651,393.08	7,834.92	7,834.92	2340

ABSTRACT OF GENERAL REVENUE APPROPRIATIONS

Line No.	Dept. and Div. No.	Acct. No.	NAME OF APPROPRIATION	APPROPRIATIONS			
				Certifications from Prior Year	Less Reversions of July 1, 1980	General Appropriation Act	Other
590-609 598			HEALTH AND REHABILITATIVE SERVICE DEPARTMENT OF (Continued)				
			Division of Social and Economic Services: (Continued)				
			District VII—(Continued)				
2341	0744		Special Categories—Psychiatric Care for Children				
2342	0746		Special Categories—Housekeeper Services for Children				
2343	0747		Special Categories—Home for Unmarried Mothers				
2344	0753		Special Categories—Medical Cost of Subsidized Adoptions				
2345	0760		Special Categories—Purchase of Residential Group Care				
2346	0795		Special Categories—Aid to Families With Dependent Children				
2347	0799		Certifications Forward		65,382.77		
			District VIII—				
2348	0801		Salaries				
2349	0803		Other Personal Services				
2350	0804		Expenses				
2351	0806		Operating Capital Outlay				
2352	0807		Food Products				
2353	0820		Special Categories—WIN Medicaid Expenses				
2354	0822		Special Categories—Child Day Care				
2355	0826		Special Categories—WIN Day Care				
2356	0843		Special Categories—Foster Home Care for Children				
2357	0844		Special Categories—Psychiatric Care for Children				
2358	0846		Special Categories—Housekeeper Services for Children				
2359	0847		Special Categories—Home for Unmarried Mothers				
2360	0853		Special Categories—Medical Cost of Subsidized Adoptions				
2361	0860		Special Categories—Purchase of Residential Group Care				
2362	0895		Special Categories—Aid to Families with Dependent Children				
2363	0899		Certifications Forward		23,887.82		
			District IX—				
2364	0901		Salaries				
2365	0903		Other Personal Services				
2366	0904		Expenses				
2367	0906		Operating Capital Outlay				
2368	0920		Special Categories—WIN Medicaid Expenses				
2369	0922		Child Day Care				
2370	0925		Special Categories—SWAP Wage Pool				
2371	0926		Special Categories—WIN Day Care				
2372	0943		Special Categories—Foster Home Care for Children				
2373	0944		Special Categories—Psychiatric Care for Children				
2374	0946		Special Categories—Housekeeper Services for Children				
2375	0953		Special Categories—Medical Cost of Subsidized Adoptions				
2376	0960		Special Categories—Purchase of Residential Group Care				
2377	0995		Special Categories—Aid to Families with Dependent Children				
2378	0999		Certifications Forward		9,376.91		
			District X—				
2379	1001		Salaries				
2380	1003		Other Personal Services				
2381	1004		Expenses				
2382	1006		Operating Capital Outlay				
2383	1020		Special Categories—WIN Medicaid Expenses				
2384	1022		Child Day Care				
2385	1026		Special Categories—WIN Day Care				
2386	1043		Special Categories—Foster Home Care for Children				
2387	1044		Special Categories—Psychiatric Care for Children				
2388	1046		Special Categories—Housekeeper Services for Children				
2389	1047		Special Categories—Home for Unmarried Mothers				
2390	1053		Medical Cost of Subsidized Adoptions				
2391	1060		Special Categories—Purchase of Residential Group Care				
2392	1095		Special Categories—Aid to Families With Dependent Children				
2393	1099		Certifications Forward		491.10		
			District XI—				
2394	1101		Salaries				
2395	1103		Other Personal Services				
2396	1104		Expenses				
2397	1106		Operating Capital Outlay				
2398	1120		Special Categories—WIN Medicaid Expenses				
2399	1121		Special Categories—Intensive Crisis Counseling				
2400	1122		Special Categories—Child Day Care				
2401	1125		Special Categories—SWAP Wage Pool				
2402	1126		Special Categories—WIN Day Care				
2403	1143		Special Categories—Foster Home Care for Children				
2404	1144		Special Categories—Psychiatric Care for Children				
2405	1146		Special Categories—Housekeeper Services for Children				
2406	1147		Special Categories—Home for Unmarried Mothers				
2407	1153		Special Categories—Medical Cost of Subsidized Adoptions				
2408	1160		Special Categories—Purchase of Residential Group Care				

ABSTRACT OF GENERAL REVENUE APPROPRIATIONS

Adjustments	Less Appropriations in Reserve	Plus Refunds and Restorations	Total Available	DISBURSEMENTS			Total Available Unexpended	Unexpended Appropriations June 30, 1981	Line No.
				Regular	Transfers	Total			
52,588.00			52,588.00	16,351.56		16,351.56	36,236.44	36,236.44	2341
21,134.00			21,134.00	14,970.38		14,970.38	6,163.62	6,163.62	2342
1,378.00			1,378.00	1,000.00		1,000.00	378.00	378.00	2343
15,780.00			15,780.00	15,544.40		15,544.40	235.60	235.60	2344
340,382.00			340,382.00	339,534.95		339,534.95	847.05	847.05	2345
76,951.00			76,951.00	63,058.32		63,058.32	13,892.68	13,892.68	2346
191,180.29			125,797.52	125,797.52		125,797.52			2347
3,043,566.00			3,043,566.00	2,977,781.73		2,977,781.73	65,784.27	65,784.27	2348
80,202.00			80,202.00	66,351.52		66,351.52	13,850.48	13,850.48	2349
721,139.00			721,139.00	720,261.49		720,261.49	877.51	877.51	2350
22,441.00			22,441.00	18,544.28		18,544.28	3,896.72	3,896.72	2351
8,052.00			8,052.00	4,844.03		4,844.03	3,207.97	3,207.97	2352
614.00			614.00	286.84		286.84	327.16	327.16	2353
240,115.00			240,115.00	213,756.41		213,756.41	26,358.59	26,358.59	2354
5,730.00			5,730.00	4,918.96		4,918.96	811.04	811.04	2355
959,083.00			959,083.00	877,888.04		877,888.04	81,194.96	81,194.96	2356
42,175.00			42,175.00	30,878.71		30,878.71	11,296.29	11,296.29	2357
14,950.00			14,950.00	7,447.78		7,447.78	7,502.22	7,502.22	2358
4,445.00			4,445.00	3,881.80		3,881.80	563.20	563.20	2359
12,930.00			12,930.00	12,734.17		12,734.17	195.83	195.83	2360
251,268.00			251,268.00	250,855.90		250,855.90	412.10	412.10	2361
120,580.00			120,580.00	107,638.16		107,638.16	12,941.84	12,941.84	2362
151,716.73			127,828.91	127,828.91		127,828.91			2363
2,331,408.00			2,331,408.00	2,186,723.22		2,186,723.22	144,684.78	144,684.78	2364
125,398.00			125,398.00	72,552.89		72,552.89	52,845.11	52,845.11	2365
562,702.00			562,702.00	562,258.91		562,258.91	443.09	443.09	2366
9,150.00			9,150.00	8,779.70		8,779.70	370.30	370.30	2367
788.00			788.00	664.90		664.90	123.10	123.10	2368
224,153.00			224,153.00	186,662.46		186,662.46	37,490.54	37,490.54	2369
1,306.00			1,306.00	551.44		551.44	754.56	754.56	2370
6,470.00			6,470.00	4,327.72		4,327.72	2,142.28	2,142.28	2371
656,814.00			656,814.00	615,339.83		615,339.83	41,474.17	41,474.17	2372
29,537.00			29,537.00	25,177.18		25,177.18	4,359.82	4,359.82	2373
16,343.00			16,343.00	16,126.92		16,126.92	216.08	216.08	2374
10,890.00			10,890.00	6,818.30		6,818.30	4,071.70	4,071.70	2375
374,188.00			374,188.00	353,500.90		353,500.90	20,687.10	20,687.10	2376
56,097.00			56,097.00	54,304.94		54,304.94	1,792.06	1,792.06	2377
139,160.48			129,783.57	129,783.57		129,783.57			2378
1,802,310.00			1,802,310.00	1,736,334.33		1,736,334.33	65,975.67	65,975.67	2379
83,108.00			83,108.00	73,785.55		73,785.55	9,322.45	9,322.45	2380
401,903.00			401,903.00	398,920.00		398,920.00	2,983.00	2,983.00	2381
8,370.00			8,370.00	8,082.67		8,082.67	287.33	287.33	2382
1,033.00			1,033.00	846.24		846.24	186.76	186.76	2383
228,422.00			228,422.00	197,595.39		197,595.39	30,826.61	30,826.61	2384
9,388.00			9,388.00	5,251.17		5,251.17	4,136.83	4,136.83	2385
377,920.00			377,920.00	377,460.94		377,460.94	459.06	459.06	2386
22,478.00			22,478.00	20,871.05		20,871.05	1,606.95	1,606.95	2387
23,336.00			23,336.00	19,369.30		19,369.30	3,966.70	3,966.70	2388
2,958.00			2,958.00				2,958.00	2,958.00	2389
3,150.00			3,150.00				3,150.00	3,150.00	2390
102,896.00			102,896.00	74,880.23		74,880.23	28,015.77	28,015.77	2391
28,018.00			28,018.00	24,690.12		24,690.12	3,327.88	3,327.88	2392
88,453.06			87,961.96	87,961.96		87,961.96			2393
6,516,803.00			6,516,803.00	6,310,755.94		6,310,755.94	206,047.06	206,047.06	2394
583,720.00			583,720.00	284,090.65		284,090.65	299,629.35	299,629.35	2395
1,438,099.00			1,438,099.00	1,429,004.56		1,429,004.56	9,094.44	9,094.44	2396
52,235.00			52,235.00	2,702.52		2,702.52	49,532.48	49,532.48	2397
2,239.00			2,239.00	1,019.79		1,019.79	1,219.21	1,219.21	2398
90,000.00			90,000.00	68,327.14		68,327.14	21,672.86	21,672.86	2399
820,977.00			820,977.00	679,958.45		679,958.45	141,018.55	141,018.55	2400
20,663.00			20,663.00				20,663.00	20,663.00	2401
11,205.00			11,205.00	8,843.36		8,843.36	2,361.64	2,361.64	2402
1,528,481.00			1,528,481.00	1,370,269.56		1,370,269.56	158,211.44	158,211.44	2403
138,489.00			138,489.00	131,379.15		131,379.15	7,109.85	7,109.85	2404
36,916.00			36,916.00	11,614.04		11,614.04	25,301.96	25,301.96	2405
12,318.00			12,318.00				12,318.00	12,318.00	2406
10,075.00			10,075.00	1,983.00		1,983.00	8,092.00	8,092.00	2407
218,693.00			218,693.00	195,664.49		195,664.49	23,028.51	23,028.51	2408

ABSTRACT OF GENERAL REVENUE APPROPRIATIONS

Line No.	Dept. and Div. No.	Acct. No.	NAME OF APPROPRIATION	APPROPRIATIONS			
				Certifications from Prior Year	Less Reversions of July 1, 1980	General Appropriation Act	Other
590-609 HEALTH AND REHABILITATIVE SERVICE DEPARTMENT OF (Continued)							
598 Division of Social and Economic Services: (Continued)							
District XI—(Continued)							
2409	1195		FAP—Aid to Families with Dependent Children				
2410	1199		Certifications Forward		202,640.44		
District XII—							
2411	1203		Other Personal Services				
2412	1213		Special Categories—Medicaid Fiscal Contract			2,140,623.00	
2413	1245		FAP—Foster Home Care Supplement			745,500.00	
2414	1252		Purchase of Adoption Services				
2415	1255		FAP—Room and Board with Personal Care Supplement			2,968,525.00	
2416	1265		Personal Care Allowance				
2417	1268		Special Categories—Hospices Services			45,423.00	
2418	1269		Special Categories—Prosthetic Devices for Adults			5,070,999.00	
2419	1270		Rural Health Clinic Services			1,337,020.00	
2420	1272		Physician Services			13,637,828.00	
2421	1273		Hospital Inpatient Services			44,730,977.00	
2422	1274		Nursing Home Care			56,343,870.00	
2423	1275		FAP—Mandatory Supplementation			7,445.00	
2424	1276		Hospital Outpatient Services			7,141,028.00	
2425	1277		Other Lab and X-Ray Services			103,439.00	
2426	1279		Supplementary Medical Insurance			5,949,713.00	
2427	1280		Hospital Insurance Benefits			2,076,666.00	
2428	1283		Home Health Services			808,132.00	
2429	1284		Early and Periodic Screening of Children			2,932,349.00	
2430	1286		Family Planning			80,744.00	
2431	1287		Patient Transportation			1,271,018.00	
2432	1289		Drugs Prescribed Medicine			12,720,967.00	
2433	1295		FAP—Aid to Families with Dependent Children				
2434	1299		Certifications Forward		536,417.88		
2435			Total Division of Social and Economic Services	\$ 2,734,138.83	\$ 920,836.39	\$ 289,327,558.00	\$ 1,115,448.00
599 Division of Health Services							
General Revenue Fund							
Control—							
2436	0001		Salaries	\$	\$	\$ 881,839.00	\$
2437	0003		Other Personal Services			66,265.00	
2438	0004		Expenses			516,534.00	
2439	0006		Other Personal Services			7,872.00	
2440	0009		Lump Sum—School Health Services Account			894,865.00	
2441	0010		Special Categories—Contributions to County Health Units			21,172,144.00	
2442	0020		Special Categories—Purchased Client Services			425,200.00	
2443	0030		Special Categories—Kidney Disease Program			469,588.00	
2444	0032		Aid to Local Governments—Medical Exam Services			1,576,046.00	
2445	0033		Aid to Local Governments—Kidney Disease Prevention			58,699.00	
2446	0034		Aid to Local Government—School Health Prevention			2,684,062.00	
2447	0070		Special Categories—Drugs, Vaccines and Other Biologicals			1,728,688.00	68,854.00 ¹
2448	0096		Certifications Forward—Aid to Local Government	71,899.00	2.40		
2449	0099		Certifications Forward	867,471.75			
District I—							
2450	0101		Salaries				
2451	0104		Expenses				
2452	0110		Contributions to County Health Units				
2453	0134		Aid to Local Governments—School Health Services				
2454	0199		Certifications Forward		704.00		
District II—							
2455	0201		Salaries				
2456	0204		Expenses				
2457	0210		Contributions to County Health Units				
2458	0234		Aid to Local Governments—School Health Services				
2459	0299		Certifications Forward		5,074.00		
District III—							
2460	0301		Salaries				
2461	0304		Expenses				
2462	0310		Contributions to County Health Units				
2463	0334		Aid to Local Government—School Health Services				
2464	0399		Certifications Forward				
District IV—							
2465	0401		Salaries				
2466	0403		Other Personal Services				
2467	0404		Expenses				
2468	0406		Operating Capital Outlay				
2469	0410		Contributions to County Health Units				

¹Authorized by Section 24, 79-212, Laws of Florida

ABSTRACT OF GENERAL REVENUE APPROPRIATIONS

Adjustments	Less Appropriations in Reserve	Plus Refunds and Restorations	Total Available	DISBURSEMENTS			Total Available Unexpended	Unexpended Appropriations June 30, 1981	Line No.
				Regular	Transfers	Total			
125,617.00			125,617.00	125,382.35		125,382.35	234.65	234.65	2409
490,353.63			287,713.19	287,713.19		287,713.19			2410
1,354.00			1,354.00	1,137.39		1,137.39	216.61	216.61	2411
(2,140,623.00)									2412
(44,000.00)			701,500.00	696,165.11		696,165.11	5,334.89	5,334.89	2413
146,900.00			146,900.00	47,677.50		47,677.50	99,222.50	99,222.50	2414
(165,000.00)			2,803,525.00	2,761,861.74		2,761,861.74	41,663.26	41,663.26	2415
134,220.00			134,220.00	107,769.54		107,769.54	26,450.46	26,450.46	2416
(45,423.00)									2417
(5,070,999.00)									2418
(1,337,020.00)									2419
(13,637,828.00)									2420
(44,730,977.00)									2421
(56,343,870.00)									2422
(7,000.00)			445.00				445.00	445.00	2423
(7,141,028.00)									2424
(103,439.00)									2425
(5,949,713.00)									2426
(2,076,666.00)									2427
(808,132.00)									2428
(2,932,349.00)									2429
(80,744.00)									2430
(1,271,018.00)									2431
(12,720,967.00)									2432
72,075,490.00			72,075,490.00	72,075,420.03		72,075,420.03	69.97	69.97	2433
555,202.88			18,785.00	18,785.00		18,785.00			2434
<u>\$ (153,094,630.00)</u>	<u>\$</u>	<u>\$</u>	<u>\$ 139,195,904.44</u>	<u>\$ 135,421,332.45</u>	<u>\$</u>	<u>\$ 135,421,332.45</u>	<u>\$ 3,774,571.99</u>	<u>\$ 3,774,571.99</u>	2435
\$ (881,839.00)	\$	\$	\$	\$	\$	\$	\$	\$	2436
(66,265.00)									2437
(516,534.00)									2438
(7,872.00)									2439
(894,865.00)									2440
(21,172,144.00)									2441
(425,200.00)									2442
(469,588.00)									2443
(1,576,046.00)									2444
(58,699.00)									2445
(2,684,062.00)									2446
(1,797,542.00)									2447
(71,896.60)									2448
(867,471.75)									2449
12,447.00			12,447.00	4,649.16		4,649.16	7,797.84	7,797.84	2450
15,733.00			15,733.00	9,516.00		9,516.00	6,217.00	6,217.00	2451
1,545,396.00			1,545,396.00	1,545,396.00		1,545,396.00			2452
176,277.00			176,277.00	176,277.00		176,277.00			2453
1,184.00			480.00	480.00		480.00			2454
7,459.00			7,459.00	721.84		721.84	6,737.16	6,737.16	2455
23,464.00			23,464.00	14,081.00		14,081.00	9,383.00	9,383.00	2456
1,655,894.00			1,655,894.00	1,655,894.00		1,655,894.00			2457
196,867.00			196,867.00	196,867.00		196,867.00			2458
7,667.00			2,593.00	2,593.00		2,593.00			2459
10,327.00			10,327.00	3,751.00		3,751.00	6,576.00	6,576.00	2460
23,478.00			23,478.00	22,500.00		22,500.00	978.00	978.00	2461
2,247,040.00			2,247,040.00	2,247,040.00		2,247,040.00			2462
257,340.00			257,340.00	235,732.40		235,732.40	21,607.60	21,607.60	2463
8,250.00			8,250.00	8,250.00		8,250.00			2464
845,476.00			845,476.00	815,212.00		815,212.00	30,264.00	30,264.00	2465
22,960.00			22,960.00	10,494.80		10,494.80	12,465.20	12,465.20	2466
270,279.00			270,279.00	243,464.50		243,464.50	26,814.50	26,814.50	2467
15,000.00			15,000.00	5,721.05		5,721.05	9,278.95	9,278.95	2468
2,939,858.00			2,939,858.00	2,939,858.00		2,939,858.00			2469

ABSTRACT OF GENERAL REVENUE APPROPRIATIONS

Line No.	Dept. and Div. No.	Acct. No.	NAME OF APPROPRIATION	APPROPRIATIONS			
				Certifications from Prior Year	Less Reversions of July 1, 1980	General Appropriation Act	Other
590-609 HEALTH AND REHABILITATIVE SERVICE DEPARTMENT OF (Continued)							
599 Division of Health Services: (Continued)							
District IV—(Continued)							
2470	0420		Special Categories—Purchased Client Services.....				
2471	0434		Aid to Local Governments—School Health Services.....				
2472	0499		Certifications Forward.....		428.35		
District V—							
2473	0501		Salaries.....				
2474	0504		Expenses.....				
2475	0510		Contributions to County Health Units.....				
2476	0534		Aid to Local Governments—School Health Services.....				
2477	0596		Certifications Forward—Aid to Local Government.....				
2478	0599		Certifications Forward.....				
District VI—							
2479	0601		Salaries.....				
2480	0604		Expenses.....				
2481	0610		Contributions to County Health Units.....				
2482	0634		Aid to Local Governments—School Health Services.....				
2483	0699		Certifications Forward.....		4,073.41		
District VII—							
2484	0701		Salaries.....				
2485	0704		Expenses.....				
2486	0710		Contributions to County Health Units.....				
2487	0734		Aid to Local Government—School Health Services.....				
2488	0799		Certifications Forward.....		100.77		
District VIII—							
2489	0801		Salaries.....				
2490	0804		Expenses.....				
2491	0810		Contributions to County Health Units.....				
2492	0834		Aid to Local Governments—School Health Services.....				
2493	0899		Certifications Forward.....		100.58		
District IX—							
2494	0901		Salaries.....				
2495	0904		Expenses.....				
2496	0910		Contributions to County Health Units.....				
2497	0934		Aid to Local Governments—School Health Services.....				
District X—							
2498	1001		Salaries.....				
2499	1004		Expenses.....				
2500	1010		Contributions to County Health Units.....				
2501	1034		Aid to Local Governments—School Health Services.....				
2502	1096		Certifications Forward—Aid to Local Government.....				
2503	1099		Certifications Forward.....		4,151.80		
District XI—							
2504	1101		Salaries.....				
2505	1104		Expenses.....				
2506	1110		Contributions to County Health Units.....				
2507	1134		Aid to Local Governments—School Health Services.....				
2508	1199		Certifications Forward.....		100.13		
District XII—							
2509	1201		Salaries.....				
2510	1203		Other Personal Services.....				
2511	1204		Expenses.....				
2512	1206		Operating Capital Outlay.....				
2513	1230		Special Categories—Kidney Disease Prevention.....				
2514	1232		Aid to Local Governments—Medical Exam Services.....				
2515	1233		Aid to Local Governments—Kidney Disease Prevention.....				
2516	1235		Special Categories—Regional Diabetes Centers.....				
2517	1236		Aid to Local Governments—Belle Glade Health Facility.....				
2518	1270		Special Categories—Drugs, Vaccines and Other Biologicals.....				
2519	1296		Aid to Local Governments—Certifications Forward.....		17,753.00		
2520	1299		Certifications Forward.....		110,380.47		
Tuberculosis Hospitals—A.G.Holley—							
2521	2001		Salaries.....			1,850,280.00	
2522	2003		Other Personal Services.....			17,700.00	
2523	2004		Expenses.....			831,199.00	
2524	2006		Operating Capital Outlay.....			25,874.00	
2525	2007		Food Products.....			94,200.00	
2526	2099		Certifications Forward.....	148,726.12			
2527	2101		Salaries.....				
2528	2103		Other Personal Services.....				
2529	2104		Expenses.....				
2530	2106		Operating Capital Outlay.....				
2531	2107		Food Products.....				
2532	2199		Certifications Forward.....				

ABSTRACT OF GENERAL REVENUE APPROPRIATIONS

Adjustments	Less Appropriations in Reserve	Plus Refunds and Restorations	Total Available	DISBURSEMENTS			Total Available Unexpended	Unexpended Appropriations June 30, 1981	Line No.
				Regular	Transfers	Total			
250,200.00			250,200.00	249,478.93		249,478.93	721.07	721.07	2470
335,829.00			335,829.00	335,829.00		335,829.00			2471
154,039.44			153,611.09	153,611.09		153,611.09			2472
15,942.00			15,942.00	2,689.34		2,689.34	13,252.66	13,252.66	2473
14,183.00			14,183.00	6,068.48		6,068.48	8,114.52	8,114.52	2474
2,402,841.00			2,402,841.00	2,402,841.00		2,402,841.00			2475
182,712.00			182,712.00	179,235.52		179,235.52	3,476.48	3,476.48	2476
7,294.60			7,294.60	7,294.60		7,294.60			2477
3,650.00			3,650.00	3,650.00		3,650.00			2478
29,253.00			29,253.00	14,216.95		14,216.95	15,036.05	15,036.05	2479
29,939.00			29,939.00	17,975.35		17,975.35	11,963.65	11,963.65	2480
2,366,755.00			2,366,755.00	2,366,755.00		2,366,755.00			2481
218,739.00			218,739.00	218,739.00		218,739.00			2482
55,946.49			51,873.08	51,873.08		51,873.08			2483
48,357.00			48,357.00	32,509.84		32,509.84	15,847.16	15,847.16	2484
34,158.00			34,158.00	27,090.80		27,090.80	7,067.20	7,067.20	2485
2,668,489.00			2,668,489.00	2,668,489.00		2,668,489.00			2486
306,235.00			306,235.00	306,235.00		306,235.00			2487
10,265.70			10,164.93	10,164.93		10,164.93			2488
37,437.00			37,437.00	17,811.01		17,811.01	19,625.99	19,625.99	2489
34,978.00			34,978.00	32,178.12		32,178.12	2,799.88	2,799.88	2490
3,648,347.00			3,648,347.00	3,648,347.00		3,648,347.00			2491
293,367.00			293,367.00	293,367.00		293,367.00			2492
2,633.00			2,532.42	2,532.42		2,532.42			2493
15,043.00			15,043.00	4,119.73		4,119.73	10,923.27	10,923.27	2494
19,903.00			19,903.00	14,906.45		14,906.45	4,996.55	4,996.55	2495
2,742,363.00			2,742,363.00	2,742,363.00		2,742,363.00			2496
174,993.00			174,993.00		174,993.00	174,993.00			2497
3,800.00			3,800.00	2,134.68		2,134.68	1,665.32	1,665.32	2498
12,989.00			12,989.00	9,246.00		9,246.00	3,743.00	3,743.00	2499
2,272,538.00			2,272,538.00	2,272,538.00		2,272,538.00			2500
196,866.00			196,866.00	196,866.00		196,866.00			2501
46,849.00			46,849.00	46,849.00		46,849.00			2502
7,225.99			3,074.19	3,074.19		3,074.19			2503
51,943.00			51,943.00	35,767.00		35,767.00	16,176.00	16,176.00	2504
22,902.00			22,902.00	11,139.63		11,139.63	11,762.37	11,762.37	2505
3,719,019.00			3,719,019.00	3,719,019.00		3,719,019.00			2506
344,837.00			344,837.00	258,627.75		258,627.75	86,209.25	86,209.25	2507
889.00			788.87	788.87		788.87			2508
473,358.00			473,358.00	473,357.56		473,357.56	.44	.44	2509
21,305.00			21,305.00	17,288.74		17,288.74	4,016.26	4,016.26	2510
131,423.00			131,423.00	67,606.22		67,606.22	63,816.78	63,816.78	2511
7,872.00			7,872.00	295.00		295.00	7,577.00	7,577.00	2512
469,588.00			469,588.00	368,495.84		368,495.84	101,092.16	101,092.16	2513
1,550,439.00			1,550,439.00	1,328,029.90		1,328,029.90	222,409.10	222,409.10	2514
58,699.00			58,699.00	53,486.50		53,486.50	5,212.50	5,212.50	2515
801,350.00			801,350.00	595,581.82		595,581.82	205,768.18	205,768.18	2516
400,000.00			400,000.00	400,000.00		400,000.00			2517
2,075,388.00			2,075,388.00	1,786,022.77		1,786,022.77	289,365.23	289,365.23	2518
17,753.00									2519
615,721.13			505,340.66	505,340.66		505,340.66			2520
(1,850,280.00)									2521
(17,700.00)									2522
(831,199.00)									2523
(25,874.00)									2524
(94,200.00)									2525
(148,726.12)									2526
2,134,306.00			2,134,306.00	2,056,923.93		2,056,923.93	77,382.07	77,382.07	2527
17,700.00			17,700.00	14,958.95		14,958.95	2,741.05	2,741.05	2528
866,218.00			866,218.00	814,924.73		814,924.73	51,293.27	51,293.27	2529
25,874.00			25,874.00	20,104.56		20,104.56	5,769.44	5,769.44	2530
94,200.00			94,200.00	94,200.00		94,200.00			2531
148,726.12			148,726.12	148,726.12		148,726.12			2532

ABSTRACT OF GENERAL REVENUE APPROPRIATIONS

Line No.	Dept. and Div. No.	Acct. No.	NAME OF APPROPRIATION	APPROPRIATIONS			
				Certifications from Prior Year	Less Reversions of July 1, 1980	General Appropriation Act	Other
590-609			HEALTH AND REHABILITATIVE SERVICES, DEPARTMENT OF (Continued)				
599			Division of Health Services (Continued)				
2533			Total Division of Health Services	\$ 1,088,096.87	\$ 142,868.91	\$ 33,301,055.00	\$ 68,854.00
600			Office of the Secretary:				
2534	0101		Salaries	\$	\$	\$ 724,414.00	\$
2535	0103		Other Personal Services	34,094.00
2536	0104		Expenses	255,699.00
2537	0106		Operating Capital Outlay	4,785.00
2538	0199		Certifications Forward	83,257.05	934.54
2539			Total Office of the Secretary	\$ 83,257.05	\$ 934.54	\$ 1,018,992.00	\$
601			Office of the Assistant Secretary for Administrative Services:				
2540	0101		Salaries	\$	\$	\$ 8,121,074.00	\$
2541	0103		Other Personal Services	55,289.00
2542	0104		Expenses	2,560,259.00
2543	0106		Operating Capital Outlay	415,529.00
2544	0110		Special Categories—State Institutional Claims	5,000.00
2545	0120		Special Categories—Contract Nursing Home Audit Program	637,500.00
2546	0125		Special Categories—Relief Act—Cynthia Leigh Gamble	150,000.00
2547	0130		Special Categories—Intensive Crisis Counseling	200,000.00
2548	0139		Lump Sum—Department Staff Development and Training	50,000.00
2549	0191		Data Processing Services	1,292,897.00
2550	0199		Certifications Forward	490,957.00	14,907.30
2551			Total Office of the Assistant Secretary for Administrative Services	\$ 490,957.00	\$ 14,907.30	\$ 13,337,548.00	\$ 150,000.00
602			Office of Assistant Secretary for Programs:				
2552	0101		Salaries	\$	\$	\$ 8,617,654.00	\$ 86,361.00
2553	0103		Other Personal Services	249,802.00
2554	0104		Expenses	2,318,106.00	18,637.00
2555	0106		Operating Capital Outlay	37,567.00	4,920.00
2556	0109		Lump Sum—Implementation of Chapter 78-331	227,000.00
2557	0120		Special Categories—Medicaid Peer Review	134,515.00
2558	0130		Special Categories—Hospital Reimbursement	472,500.00
2559	0139		Chronic Disease Control Project
2560	0160		Special Categories—Controlled Substance Therapeutic Research Program	53,100.00
2561	0169		Health Manpower Clearinghouse
2562	0170		Occupational Information System
2563	0191		Data Processing Services	1,495,751.00
2564	0199		Certifications Forward	605,934.44	50,944.56
2565			Total Office of Assistant Secretary for Programs	\$ 605,934.44	\$ 50,944.56	\$ 13,605,995.00	\$ 109,918.00
603			Office of the Assistant Secretary for Operations				
2566	0101		Salaries	\$	\$	\$ 8,109,702.00	\$
2567	010333		Other Personal Services	66,340.00
2568	0104		Expenses	2,704,531.00
2569	0106		Operating Capital Outlay	372,805.00
2570	0120		Special Categories—Purchased Residential Services For Emotionally Disturbed Children
2571	0130		Aid to Local Governments—Mosquito Control Pogram	3,087,000.00
2572	0137		Aid to Local Governments—Vocational Rehabilitation Services Match Grant	6,329,445.00
2573	0139		Lump Sum—Purchased Residential Services for Emotionally Disturbed Children	1,795,000.00
2574	0140		Aid to Local Governments—Spinal Cord Injury Program	100,000.00
2575	0150		Special Categories—Purchase of Services Child Support Enforcement	555,812.00
2576	0160		Special Categories—Extended Employment for Developmentally Disabled	280,000.00
2577	0170		Special Categories—Spinal Cord Injury Program	547,680.00
2578	0191		Data Processing Service	1,713,593.00
2579	0199		Certifications Forward	862,780.93	25,805.16
2580			Total Office of the Assistant Secretary for Operations	\$ 862,780.93	\$ 25,805.16	\$ 25,661,908.00	\$
605			Division of Medicaid Services				
			Control—				
2581	0501		Salaries	\$	\$	\$	\$
2582	0510		Rural Health Services	(1,061,010.00)
2583	0572		Physicians Services	811,805.00
2584	0573		Hospital Inpatient Services	6,051,129.00
2585	0574		Nursing Home Care	3,664,396.00
2586	0576		Hospital Outpatient Services	(569,494.00)

¹Authorized by Section 409.085, Florida Statutes

ABSTRACT OF GENERAL REVENUE APPROPRIATIONS

Adjustments	Less Appropriations in Reserve	Plus Refunds and Restorations	Total Available	DISBURSEMENTS			Total Available Unexpended	Unexpended Appropriations June 30, 1981	Line No.
				Regular	Transfers	Total			
\$ 8,518,063.00	\$	\$	\$ 42,833,199.96	\$ 41,250,263.81	\$ 174,993.00	\$ 41,425,256.81	\$ 1,407,943.15	\$ 1,407,943.15	2533
\$ 868,580.00	\$	\$	\$ 1,592,994.00	\$ 1,551,475.07	\$	\$ 1,551,475.07	\$ 41,518.93	\$ 41,518.93	2534
79,272.00	113,366.00	85,149.27	85,149.27	28,216.73	28,216.73	2535
188,503.00	444,202.00	383,253.81	383,253.81	60,948.19	60,948.19	2536
9,874.00	14,859.00	12,311.86	12,311.86	2,347.14	2,347.14	2537
.....	82,322.51	82,322.51	82,322.51	2538
\$ 1,146,229.00	\$	\$	\$ 2,247,543.51	\$ 2,114,512.52	\$	\$ 2,114,512.52	\$ 133,030.99	\$ 133,030.99	2539
\$ 1,298,582.00	\$	\$	\$ 9,419,656.00	\$ 9,070,982.54	\$	\$ 9,070,982.54	\$ 348,673.46	\$ 348,673.46	2540
258,095.00	313,384.00	242,506.89	242,506.89	70,877.11	70,877.11	2541
(406,683.00)	2,153,576.00	2,144,595.28	2,144,595.28	8,980.72	8,980.72	2542
(25,980.00)	389,549.00	349,295.91	349,295.91	40,253.09	40,253.09	2543
12,500.00	17,500.00	15,540.03	15,540.03	1,959.97	1,959.97	2544
(52,250.00)	585,250.00	62,925.00	62,925.00	522,325.00	522,325.00	2545
.....	150,000.00	150,000.00	150,000.00	2546
(200,000.00)	2547
(50,000.00)	2548
384,735.00	1,677,632.00	1,677,632.00	1,677,632.00	2549
.....	476,049.70	476,049.70	476,049.70	2550
\$ 1,218,999.00	\$	\$	\$ 15,182,596.70	\$ 14,189,527.35	\$	\$ 14,189,527.35	\$ 993,069.35	\$ 993,069.35	2551
525,183.00	\$	\$	\$ 9,229,198.00	\$ 8,914,335.89	\$	\$ 8,914,335.89	\$ 314,862.11	\$ 314,862.11	2552
288,806.00	538,608.00	395,346.75	395,346.75	143,261.25	143,261.25	2553
425,612.00	2,762,355.00	2,467,437.85	2,467,437.85	294,917.15	294,917.15	2554
78,829.00	121,316.00	63,987.67	63,987.67	57,328.33	57,328.33	2555
(227,000.00)	2556
(132,966.00)	1,549.00	856.86	856.86	692.14	692.14	2557
.....	472,500.00	184,171.73	184,171.73	288,328.27	288,328.27	2558
187,000.00	187,000.00	135,170.42	135,170.42	51,829.58	51,829.58	2559
.....	53,100.00	37,422.29	37,422.29	15,677.71	15,677.71	2560
40,000.00	40,000.00	32,136.61	32,136.61	7,863.39	7,863.39	2561
10,000.00	10,000.00	4,568.05	4,568.05	5,431.95	5,431.95	2562
1,828.00	1,497,579.00	1,497,579.00	1,497,579.00	2563
.....	554,989.88	554,989.88	554,989.88	2564
\$ 1,197,292.00	\$	\$	\$ 15,468,194.88	\$ 14,288,003.00	\$	\$ 14,288,003.00	\$ 1,180,191.88	\$ 1,180,191.88	2565
\$ 313,341.00	\$	\$	\$ 8,423,043.00	\$ 8,157,707.39	\$	\$ 8,157,707.39	\$ 265,335.61	\$ 265,335.61	2566
58,152.00	124,492.00	124,439.82	124,439.82	52.18	52.18	2567
(155,367.00)	2,549,164.00	2,537,234.50	2,537,234.50	11,929.50	11,929.50	2568
(403.00)	372,402.00	220,581.28	220,581.28	151,820.72	151,820.72	2569
2,500,000.00	2,500,000.00	1,936,898.21	1,936,898.21	563,101.79	563,101.79	2570
(6,329,445.00)	3,087,000.00	3,087,000.00	3,087,000.00	2571
(1,795,000.00)	2572
.....	100,000.00	91,372.06	91,372.06	8,627.94	8,627.94	2573
(43,840.00)	511,972.00	288,885.53	288,885.53	223,086.47	223,086.47	2574
(280,000.00)	2575
(547,680.00)	2576
168,341.00	1,881,934.00	1,881,724.00	1,881,724.00	210.00	210.00	2577
.....	836,975.77	836,975.77	836,975.77	2578
\$ (6,111,901.00)	\$	\$	\$ 20,386,982.77	\$ 19,162,818.56	\$	\$ 19,162,818.56	\$ 1,224,164.21	\$ 1,224,164.21	2579
\$	\$	\$	\$	\$	\$	\$	\$	\$	2580
1,061,010.00	2581
(811,805.00)	2582
(6,051,129.00)	2583
(3,664,396.00)	2584
569,494.00	2585
.....	2586

ABSTRACT OF GENERAL REVENUE APPROPRIATIONS

Line No.	Dept. and Div. No.	Acct. No.	NAME OF APPROPRIATION	APPROPRIATIONS			
				Certifications from Prior Year	Less Reversions of July 1, 1980	General Appropriation Act	Other
590-609		HEALTH AND REHABILITATIVE SERVICES, DEPARTMENT OF (Continued)					
605		Division of Medicaid Services: (Continued)					
		Control—(Continued)					
2587	0577		Other Lab and X-Ray Services			26,374.00	
2588	0579		Supplemental Medical Insurance			817,557.00	
2589	0580		Hospital Insurance Benefits			58,123.00	
2590	0583		Home Health Services			(276,585.00)	
2591	0584		Early and Periodic Screening of Children			136,517.00	
2592	0586		Family Planning			3,109.00	
2593	0587		Patient Transportation			396,360.00	
2594	0589		Prescribed Medicine Certifications Forward			879,368.00	
2595	0599		Certifications Forward	7,547,236.01	15.00		
		District I—					
2596	0601		Salaries				
2597	0604		Expenses				
2598	0606		Operating Capital Outlay				
2599	0640		Medicaid Surveillance				
		District II—					
2600	0701		Salaries				
2601	0703		Other Personal Services				
2602	0704		Expenses				
2603	0706		Operating Capital Outlay				
2604	0740		Medicaid Surveillance				
2605	0799		Certifications Forward		1,520.76		
		District III—					
2606	0801		Salaries				
2607	0804		Expenses				
2608	0806		Operating Capital Outlay				
2609	0840		Medicaid Surveillance				
		District IV—					
2610	0901		Salaries				
2611	0904		Expenses				
2612	0906		Operating Capital Outlay				
2613	0940		Medicaid Surveillance				
2614	0999		Certifications Forward				
		District V—					
2615	1001		Salaries				
2616	1004		Expenses				
2617	1006		Operating Capital Outlay				
2618	1040		Medicaid Surveillance				
		District VI—					
2619	1101		Salaries				
2620	1104		Expenses				
2621	1106		Operating Capital Outlay				
2622	1140		Medicaid Surveillance General Revenue Fund				
2623	1201		Salaries				
2624	1204		Expenses				
2625	1206		Operating Capital Outlay				
2626	1240		Medicaid Surveillance				
2627	1299		Certifications Forward		10.25		
		District VIII—					
2628	1301		Salaries				
2629	1304		Expenses				
2630	1306		Operating Capital Outlay				
2631	1340		Medicaid Surveillance				
		District IX—					
2632	1401		Salaries				
2633	1404		Expenses				
2634	1406		Operating Capital Outlay				
2635	1440		Medicaid Surveillance				
2636	1499		Certifications Forward				
		District X—					
2637	1501		Salaries				
2638	1504		Expenses				
2639	1506		Operating Capital Outlay				
2640	1540		Medicaid Surveillance				
		District XI—					
2641	1601		Salaries				
2642	1604		Expenses				
2643	1606		Operating Capital Outlay				
2644	1699		Certifications Forward		1,250.00		
		District XII—					
2645	1713		Medicaid Fiscal Contract				
2646	1740		Medicaid Surveillance				

ABSTRACT OF GENERAL REVENUE APPROPRIATIONS

Adjustments	Less Appropriations in Reserve	Plus Refunds and Restorations	Total Available	DISBURSEMENTS			Total Available Unexpended	Unexpended Appropriations June 30, 1981	Line No.
				Regular	Transfers	Total			
(26,374.00)									2587
(817,557.00)									2588
(58,123.00)									2589
276,585.00									2590
(136,517.00)									2591
(3,109.00)									2592
(396,360.00)									2593
(879,368.00)									2594
(7,547,221.01)									2595
18,114.00			18,114.00	13,428.71		13,428.71	4,685.29	4,685.29	2596
4,657.00			4,657.00	4,600.74		4,600.74	56.26	56.26	2597
50.00			50.00	44.00		44.00	6.00	6.00	2598
11,250.00			11,250.00	6,725.83		6,725.83	4,524.17	4,524.17	2599
29,859.00			29,859.00	28,911.12		28,911.12	947.88	947.88	2600
259.00			259.00				259.00	259.00	2601
6,342.00			6,342.00	3,354.43		3,354.43	2,987.57	2,987.57	2602
64.00			64.00	60.50		60.50	3.50	3.50	2603
5,991.00			5,991.00	5,553.66		5,553.66	437.34	437.34	2604
3,710.02			2,189.26	2,189.26		2,189.26			2605
24,121.00			24,121.00	23,174.56		23,174.56	946.44	946.44	2606
6,260.00			6,260.00	3,406.49		3,406.49	2,853.51	2,853.51	2607
64.00			64.00				64.00	64.00	2608
8,500.00			8,500.00	6,763.60		6,763.60	1,736.40	1,736.40	2609
19,210.00			19,210.00	17,700.75		17,700.75	1,509.25	1,509.25	2610
6,315.00			6,315.00	4,654.39		4,654.39	1,660.61	1,660.61	2611
49.00			49.00				49.00	49.00	2612
5,250.00			5,250.00	3,901.04		3,901.04	1,348.96	1,348.96	2613
121.25			121.25	121.25		121.25			2614
37,108.00			37,108.00	35,682.78		35,682.78	1,425.22	1,425.22	2615
9,713.00			9,713.00	8,725.34		8,725.34	987.66	987.66	2616
92.00			92.00				92.00	92.00	2617
10,500.00			10,500.00	7,047.40		7,047.40	3,452.60	3,452.60	2618
26,449.00			26,449.00	24,647.05		24,647.05	1,801.95	1,801.95	2619
6,311.00			6,311.00	6,307.13		6,307.13	3.87	3.87	2620
64.00			64.00				64.00	64.00	2621
9,000.00			9,000.00	6,245.31		6,245.31	2,754.69	2,754.69	2622
24,621.00			24,621.00	16,098.79		16,098.79	8,522.21	8,522.21	2623
7,252.00			7,252.00	6,780.42		6,780.42	471.58	471.58	2624
78.00			78.00				78.00	78.00	2625
11,000.00			11,000.00	8,602.01		8,602.01	2,397.99	2,397.99	2626
524.00			513.75	513.75		513.75			2627
40,239.00			40,239.00	38,025.18		38,025.18	2,213.82	2,213.82	2628
11,286.00			11,286.00	10,110.14		10,110.14	1,175.86	1,175.86	2629
92.00			92.00				92.00	92.00	2630
16,000.00			16,000.00	10,375.67		10,375.67	5,624.33	5,624.33	2631
20,436.00			20,436.00	18,982.19		18,982.19	1,453.81	1,453.81	2632
6,110.00			6,110.00	5,633.12		5,633.12	476.88	476.88	2633
56.00			56.00				56.00	56.00	2634
9,750.00			9,750.00	8,390.62		8,390.62	1,359.38	1,359.38	2635
138.50			138.50	138.50		138.50			2636
26,096.00			26,096.00	24,257.92		24,257.92	1,838.08	1,838.08	2637
6,426.00			6,426.00	5,575.10		5,575.10	850.90	850.90	2638
57.00			57.00	54.00		54.00	3.00	3.00	2639
8,500.00			8,500.00	7,873.07		7,873.07	626.93	626.93	2640
10,108.00			10,108.00	2,445.00		2,445.00	7,663.00	7,663.00	2641
3,611.00			3,611.00	100.61		100.61	3,510.39	3,510.39	2642
43.00			43.00				43.00	43.00	2643
1,250.00									2644
2,140,623.00			2,140,623.00	1,869,431.83		1,869,431.83	271,191.17	271,191.17	2645
50,307.00			50,307.00				50,307.00	50,307.00	2646

ABSTRACT OF GENERAL REVENUE APPROPRIATIONS

Line No.	Dept. and Div. No.	Acct. No.	NAME OF APPROPRIATION	APPROPRIATIONS			
				Certifications from Prior Year	Less Reversions of July 1, 1980	General Appropriation Act	Other
590-609			HEALTH AND REHABILITATIVE SERVICES, DEPARTMENT OF (Continued)				
605			Division of Medicaid Services (Continued)				
			District XII (Continued)—				
2647	1766		Nurse Practitioner Services				
2648	1768		Special Categories—Prepaid Health Plan/HMO				
2649	1768		Hospice Services				
2650	1769		Prosthetic Devices for Adults				
2651	1770		Rural Health Services				
2652	1772		Physicians Services				
2653	1773		Hospital Inpatient Services				
2654	1774		Nursing Home Care				
2655	1776		Hospital Outpatient Services				
2656	1777		Other Lab and X-Ray Services				
2657	1779		Supplemental Medical Insurance				
2658	1780		Hospital Insurance Benefits				
2659	1783		Home Health Services				
2660	1784		Early and Periodic Screening of Children				
2661	1786		Family Planning				
2662	1787		Patient Transportation				
2663	1789		District 12—Prescribed Medicine				
2664	1799		Certifications Forward				
2665			Total Division of Medicaid Services	\$ 7,547,236.01	\$ 2,796.01	\$ 10,937,649.00	\$
2666			TOTAL DEPARTMENT OF HEALTH AND REHABILITATIVE SERVICES	\$ 54,328,320.17	\$ 3,233,012.84	\$ 766,478,235.00	\$ 1,498,772.00
620			MILITARY AFFAIRS, DEPARTMENT OF				
			General Activities				
2667	0101		Salaries	\$	\$	\$ 1,153,967.00	\$
2668	0103		Other Personal Services			16,190.00	
2669	0104		Expenses			928,615.00	
2670	0106		Operating Capital Outlay			34,775.00	
2671	0121		Special Categories—National Guard Emergencies				65,360.00
2672	0191		Data Processing Services			69,803.00	
2673	0199		Certifications Forward	514,596.85	163,045.69		
2674			TOTAL DEPARTMENT OF MILITARY AFFAIRS	\$ 514,596.85	\$ 163,045.69	\$ 2,203,350.00	\$ 65,360.00
640			COMMISSION ON ETHICS				
2675	0101		Salaries	\$	\$	\$	\$
2676	0103		Other Personal Services				
2677	0104		Expenses				
2678	0106		Operating Capital Outlay				
2679	0109		Lump Sum			230,991.00	
2680	0199		Certifications Forward	11,387.62			
2681			TOTAL COMMISSION ON ETHICS	\$ 11,387.62	\$	\$ 230,991.00	\$
700-705			CORRECTIONS, DEPARTMENT OF				
700			Office of the Secretary and Office of Management and Budget:				
			Control:—				
2682	0028		FCO—Additional Facilities for 825 Inmates at Existing Institutions	\$ 56,084.77	\$	\$	\$
			Community Services—Region I—(Continued)				
2683	0101		Salaries			1,821,228.00	
2684	0103		Other Personal Services				
2685	0104		Expenses			572,787.00	
2686	0106		Operating Capital Outlay			5,321.00	
2687	0110		Return of Parole Violators			100,000.00	
2688	0115		Discharge and Travel Pay			482,680.00	
2689	0118		FCO—Additional Facilities for 375 Inmates—Lawtey	95,816.98			
2690	0128		FCO—Road Prison and Forestry Camp	1,766,034.59			
2691	0138		FCO—Additional Facilities for 400 Inmates—Cross City	249,144.64			
2692	0148		FCO—Apalachee, Glades Correctional Institution	131,653.93			
2693	0158		FCO—Support Facilities, Mens Unit—FCI	81,920.73			
2694	0178		FCO—Additional Facilities for EXP and Industries Program Including Food Processing Plant and Auto Rehabilitation Center	214,861.46			
2695	0191		Data Processing Services			928,723.00	
2696	0199		Certifications Forward	273,916.33	62,159.51		
			Community Services—Region II—				
2697	0218		FCO—Renovation of Water and Sewage Line	20,689.24			
2698	0238		FCO—Correction of Fire Safety Deficiencies—ACI	18,582.65			
2699	0248		FCO—Baker Correctional Institution—Phase II	1,887,382.79			
2700	0258		FCO—Expansion of Brevard Correctional Institution—200 Beds	349,293.48			
2701	0268		FCO—Supplemental Funding For Industries—Polk	602,000.00			

¹Authorized by Section 24 of 79-212, Laws of Florida

ABSTRACT OF GENERAL REVENUE APPROPRIATIONS

Adjustments	Less Appropriations in Reserve	Plus Refunds and Restorations	Total Available	DISBURSEMENTS			Total Available Unexpended	Unexpended Appropriations June 30, 1981	Line No.
				Regular	Transfers	Total			
17,978.00			17,978.00	3,915.22		3,915.22	14,062.78	14,062.78	2647
283,242.00			283,242.00				283,242.00	283,242.00	2648
45,415.00			45,415.00	5,070.47		5,070.47	40,344.53	40,344.53	2649
5,063,474.00			5,063,474.00	2,206,205.41		2,206,205.41	2,857,268.59	2,857,268.59	2650
275,961.00			275,961.00	20,623.01		20,623.01	255,337.99	255,337.99	2651
14,387,516.00			14,387,516.00	12,011,224.74		12,011,224.74	2,376,291.26	2,376,291.26	2652
50,625,917.00			50,625,917.00	49,131,441.25		49,131,441.25	1,494,475.75	1,494,475.75	2653
60,212,498.00			60,212,498.00	59,370,425.36		59,370,425.36	842,072.64	842,072.64	2654
6,540,662.00			6,540,662.00	6,525,019.95		6,525,019.95	15,642.05	15,642.05	2655
129,476.00			129,476.00	111,058.51		111,058.51	18,417.49	18,417.49	2656
6,766,058.00			6,766,058.00	6,766,058.00		6,766,058.00			2657
2,134,407.00			2,134,407.00	1,863,421.19		1,863,421.19	270,985.81	270,985.81	2658
531,044.00			531,044.00	527,023.49		527,023.49	4,020.51	4,020.51	2659
3,066,527.00			3,066,527.00	2,568,570.97		2,568,570.97	497,956.03	497,956.03	2660
83,478.00			83,478.00	73,098.81		73,098.81	10,379.19	10,379.19	2661
1,659,625.00			1,659,625.00	1,548,346.80		1,548,346.80	111,278.20	111,278.20	2662
13,568,776.00			13,568,776.00	12,787,185.92		12,787,185.92	781,590.08	781,590.08	2663
7,541,477.24			7,541,477.24	7,541,477.24		7,541,477.24			2664
\$ 157,092,688.00	\$	\$	\$ 175,574,777.00	\$ 165,306,799.60	\$	\$ 165,306,799.60	\$ 10,267,977.40	\$ 10,267,977.40	2665
\$ 47,877,898.00	\$ 30,333,547.00	\$	\$ 836,616,665.53	\$ 785,043,094.55	\$ 174,993.00	\$ 785,218,087.55	\$ 51,398,577.98	\$ 81,732,124.98	2666
\$ 115,915.00	\$	\$	\$ 1,269,882.00	\$ 1,268,146.58	\$	\$ 1,268,146.58	\$ 1,735.42	\$ 1,735.42	2667
(7,188.00)			16,190.00	15,906.84		15,906.84	283.16	283.16	2668
			921,427.00	898,613.32		898,613.32	22,813.68	22,813.68	2669
			34,775.00	30,778.69		30,778.69	3,996.31	3,996.31	2670
			65,360.00	39,163.71		39,163.71	26,196.29	26,196.29	2671
			69,803.00	60,904.97		60,904.97	8,898.03	8,898.03	2672
			351,551.16	351,551.16		351,551.16			2673
\$ 108,727.00	\$	\$	\$ 2,728,988.16	\$ 2,665,065.27	\$	\$ 2,665,065.27	\$ 63,922.89	\$ 63,922.89	2674
\$ 179,021.00	\$	\$	\$ 179,021.00	\$ 175,992.05	\$	\$ 175,992.05	\$ 3,028.95	\$ 3,028.95	2675
5,799.00			5,799.00	5,696.52		5,696.52	102.48	102.48	2676
60,000.00			60,000.00	51,437.36		51,437.36	8,562.64	8,562.64	2677
1,860.00			1,860.00	788.30		788.30	1,071.70	1,071.70	2678
(230,991.00)									2679
			11,387.62	11,387.62		11,387.62			2680
\$ 15,689.00	\$	\$	\$ 258,067.62	\$ 245,301.85	\$	\$ 245,301.85	\$ 12,765.77	\$ 12,765.77	2681
\$	\$ 7,035.00	\$	\$ 49,049.77	\$ 30,068.05	\$	\$ 30,068.05	\$ 18,981.72	\$ 26,016.72	2682
556,478.00			2,377,706.00	2,295,859.86		2,295,859.86	81,846.14	81,846.14	2683
34,102.00			34,102.00	33,622.89		33,622.89	479.11	479.11	2684
104,958.00			677,745.00	602,873.91		602,873.91	74,871.09	74,871.09	2685
4,052.00			9,373.00	9,320.40		9,320.40	52.60	52.60	2686
40,000.00			140,000.00	138,195.42		138,195.42	1,804.58	1,804.58	2687
60,000.00			542,680.00	502,465.94		502,465.94	40,214.06	40,214.06	2688
	7,024.00		88,792.98	6,340.89		6,340.89	82,452.09	89,476.09	2689
			1,766,034.59	89,610.61		89,610.61	1,676,423.98	1,676,423.98	2690
			249,144.64	179,789.75		179,789.75	69,354.89	69,354.89	2691
			131,653.93	58,095.87		58,095.87	73,558.06	73,558.06	2692
			81,920.73	47,199.67		47,199.67	34,721.06	34,721.06	2693
			214,861.46	48,509.60		48,509.60	166,351.86	166,351.86	2694
			928,723.00	88,437.48		888,437.48	40,285.52	40,285.52	2695
			211,756.82	211,756.82		211,756.82			2696
			20,689.24	17,390.92		17,390.92	3,298.32	3,298.32	2697
			18,582.65	18,559.48		18,559.48	23.17	23.17	2698
	1,140,212.00		747,170.79	672,347.97		672,347.97	74,822.82	1,215,034.82	2699
	288,167.25		61,126.23	49,209.98		49,209.98	11,916.25	300,083.50	2700
			602,000.00	154,070.63		154,070.63	447,929.37	447,929.37	2701

ABSTRACT OF GENERAL REVENUE APPROPRIATIONS

Line No.	Dept. and Div. No.	Acct. No.	NAME OF APPROPRIATION	APPROPRIATIONS			
				Certifications from Prior Year	Less Reversions of July 1, 1980	General Appropriation Act	Other
700-705 700				CORRECTIONS, DEPARTMENT OF (Continued) Office of the Secretary and Office of Management and Budget: (Continued)			
2702	0278		FCO—Improvement to Water System, ACI	44,697.04			
2703	0288		FCO—Miscellaneous Repairs and Improvements—FSP	32,986.42			
2704	0298		FCO—Renovation and Repairs of Dormitories—GCI	5,001.81			
Community Services—Region III—							
2705	0308		FCO—Major Repairs and Replacement, RMC	77,942.57			
2706	0328		FCO—Sewage Treatment Plant and Renovation of Water System, FCI	9,632.44			
2707	0338		FCO—Addition to Perimeter Security System—West Unit ACI	181,294.11			
2708	0348		FCO—Addition to Perimeter Security System—GCI	8,430.95			
2709	0358		FCO—Improvement to Utility System—SCI	11,938.84			
2710	0368		FCO—Completion of Hendry Correctional Institution	37,580.48			
2711	0378		FCO—Reappropriation Dade II, Phase I	1,702,536.70			
Community Services—Region IV—							
2712	0408		FCO—Conversion of Housing Units to Solar Polk and Baker Institutions	95,800.00			
2713	0418		FCO—Equipment for Refuse Disposal—Union Correctional Institute	215,000.00			
2714	0428		FCO—Water Well—Indian River Correctional Institution	60,000.00			
2715	0438		FCO—Repairs and Improvements, Apalachee Correctional Institution	12,881.10			
2716	0448		FCO—Guard Towers—Cross City Correctional Institution	150,000.00			
Community Services—Region V—							
2717	0508		FCO—Completion of Phase I— Volusia Correctional Institution			3,878,961.00	
2718	0518		FCO—Guard Towers Deficit—CCC			92,000.00	
2719	0528		FDC—Sewer Connect—Ft. Myers CCC			50,000.00	
2720	0538		FCO—Reroofing Lancaster Correctional Institution			134,000.00	
2721	0548		FCO—Locking System Parts—Six Institution			71,170.00	
2722			Total Office of the Secretary and Office of Management and Budget	\$ 8,393,104.05	\$ 62,159.51	\$ 8,136,870.00	\$
701				Office of the Assistant Secretary for Programs:			
2723	0101		Salaries	\$	\$	\$ 1,401,560.00	\$
2724	0103		Other Personal Services				
2725	0104		Expenses			423,979.00	
2726	0106		Operating Capital Outlay			9,475.00	
2727	0199		Certifications Forward	62,724.68	270.26		
2728			Total Office of the Assistant Secretary for Programs	\$ 62,724.68	\$ 270.26	\$ 1,835,014.00	\$
702				Office of the Assistant Secretary for Operations and Regional Administration:			
Control—							
2729	0001		Salaries	\$	\$	\$ 1,798,353.00	\$
2730	0003		Other Personal Services			25,000.00	
2731	0004		Expenses			646,670.00	
2732	0006		Operating Capital Outlay			15,575.00	
2733	0010		Special Categories—Interstate Compact Services			30,000.00	
2734	0020		Special Categories—State Institutional Claims			5,000.00	
2735	0099		Certifications Forward	132,177.12	82.39		
Region I—							
2736	0101		Salaries				
2737	0104		Expenses				
2738	0106		Operating Capital Outlay				
2739	0199		Certifications Forward		1,264.91		
Region II—							
2740	0201		Salaries				
2741	0204		Expenses				
2742	0206		Operating Capital Outlay				
2743	0299		Certifications Forward				
Region III—							
2744	0301		Salaries				
2745	0304		Expenses				
2746	0306		Operating Capital Outlay				
2747	0399		Certifications Forward		216.56		
Region IV—							
2748	0401		Salaries				
2749	0404		Expenses				
2750	0406		Operating Capital Outlay				
2751	0499		Certifications Forward		966.34		
Region V—							
2752	0501		Salaries				
2753	0504		Expenses				
2754	0506		Operating Capital Outlay				
2755	0599		Certifications Forward		2,099.37		
Central Office—							
2756	0601		Salaries				
2757	0603		Other Personal Services				
2758	0604		Expenses				

ABSTRACT OF GENERAL REVENUE APPROPRIATIONS

Adjustments	Less Appropriations in Reserve	Plus Refunds and Restorations	Total Available	DISBURSEMENTS			Total Available Unexpended	Unexpended Appropriations June 30, 1981	Line No.
				Regular	Transfers	Total			
			44,697.04	20,446.00		20,446.00	24,251.04	24,251.04	2702
			32,986.42				32,986.42	32,986.42	2703
			5,001.81	4,997.65		4,997.65	4.16	4.16	2704
			77,942.57	77,942.57		77,942.57			2705
			9,632.44				9,632.44	9,632.44	2706
			181,294.11	179,347.03		179,347.03	1,947.08	1,947.08	2707
			8,430.95	5,135.37		5,135.37	3,295.58	3,295.58	2708
			11,938.84	11,938.84		11,938.84			2709
			37,580.48	12,806.98		12,806.98	24,773.50	24,773.50	2710
			1,702,536.70	1,569,059.07		1,569,059.07	133,477.63	133,477.63	2711
			95,800.00	13,598.20		13,598.20	82,201.80	82,201.80	2712
			215,000.00	21,021.81		21,021.81	193,978.19	193,978.19	2713
			60,000.00	9,348.00		9,348.00	50,652.00	50,652.00	2714
			12,881.10	12,848.79		12,848.79	32.31	32.31	2715
			150,000.00	127,627.29		127,627.29	22,372.71	22,372.71	2716
	367,973.00		3,510,988.00	190,891.55		190,891.55	3,320,096.45	3,688,069.45	2717
			92,000.00				92,000.00	92,000.00	2718
			50,000.00	49,332.75		49,332.75	667.25	667.25	2719
			134,000.00	134,000.00		134,000.00			2720
			71,170.00	6,731.45		6,731.45	64,438.55	64,438.55	2721
\$ 799,590.00	\$ 1,810,411.25	\$	\$ 15,456,993.29	\$ 8,500,799.49	\$	\$ 8,500,799.49	\$ 6,956,193.80	\$ 8,766,605.05	2722
\$ 182,200.00	\$	\$	\$ 1,583,760.00	\$ 1,507,321.60	\$	\$ 1,507,321.60	\$ 76,438.40	\$ 76,438.40	2723
44,950.00			44,950.00	43,682.41		43,682.41	1,267.59	1,267.59	2724
39,435.00			463,414.00	440,885.82		440,885.82	22,528.18	22,528.18	2725
			9,475.00	7,868.01		7,868.01	1,606.99	1,606.99	2726
			62,454.42	62,454.42		62,454.42			2727
\$ 266,585.00	\$	\$	\$ 2,164,053.42	\$ 2,062,212.26	\$	\$ 2,062,212.26	\$ 101,841.16	\$ 101,841.16	2728
\$ (1,798,353.00)	\$	\$	\$	\$	\$	\$	\$	\$	2729
(25,000.00)									2730
(646,670.00)									2731
(15,575.00)									2732
(30,000.00)									2733
(4,500.00)			500.00				500.00	500.00	2734
(132,094.73)									2735
332,033.00			332,033.00	316,707.17		316,707.17	15,325.83	15,325.83	2736
84,243.00			84,243.00	80,175.04		80,175.04	4,067.96	4,067.96	2737
2,385.00			2,385.00	434.97		434.97	1,950.03	1,950.03	2738
18,974.32			17,709.41	17,709.41		17,709.41			2739
520,329.00			520,329.00	502,162.21		502,162.21	18,166.79	18,166.79	2740
147,181.00			147,181.00	140,804.68		140,804.68	6,376.32	6,376.32	2741
5,311.00			5,311.00	4,366.16		4,366.16	944.84	944.84	2742
34,644.50			34,644.50	34,644.50		34,644.50			2743
323,827.00			323,827.00	312,818.46		312,818.46	11,008.54	11,008.54	2744
82,770.00			82,770.00	81,355.77		81,355.77	1,414.23	1,414.23	2745
509.00			509.00	506.18		506.18	2.82	2.82	2746
13,316.81			13,100.25	13,100.25		13,100.25			2747
288,274.00			288,274.00	271,776.29		271,776.29	16,497.71	16,497.71	2748
130,749.00			130,749.00	127,355.36		127,355.36	3,393.64	3,393.64	2749
1,938.00			1,938.00	1,793.81		1,793.81	144.19	144.19	2750
8,683.56			7,717.22	7,717.22		7,717.22			2751
314,716.00			314,716.00	304,614.15		304,614.15	10,101.85	10,101.85	2752
120,304.00			120,304.00	119,014.11		119,014.11	1,289.89	1,289.89	2753
2,670.00			2,670.00	1,044.55		1,044.55	1,625.45	1,625.45	2754
17,570.00			15,470.63	15,470.63		15,470.63			2755
297,780.00			297,780.00	286,535.42		286,535.42	11,244.58	11,244.58	2756
17,250.00			17,250.00	4,039.46		4,039.46	13,210.54	13,210.54	2757
80,500.00			80,500.00	68,984.62		68,984.62	11,515.38	11,515.38	2758

ABSTRACT OF GENERAL REVENUE APPROPRIATIONS

Line No.	Dept. and Div. No.	Acct. No.	NAME OF APPROPRIATION	APPROPRIATIONS			
				Certifications from Prior Year	Less Reversions of July 1, 1980	General Appropriation Act	Other
700-705 CORRECTIONS, DEPARTMENT OF (Continued)							
702 Office of the Assistant Secretary for Operations and Regional Administration: (Continued)							
2759	0606		Operating Capital Outlay				
2760	0610		Interstate Compact Services				
2761	0699		Certifications Forward		14,915.22		
2762			Total Office of the Assistant Secretary for Operations and Regional Administration	\$ 132,177.12	\$ 19,544.79	\$ 2,520,598.00	\$
703 Major Institutions							
Major Institutions—Institution Control							
Control							
2763	0001		Salaries	\$	\$	\$ 74,029,307.00	\$
2764	0003		Other Personal Services			281,780.00	
2765	0004		Expenses			21,542,230.00	
2766	0006		Operating Capital Outlay			838,284.00	
2767	0007		Food Products			10,302,723.00	
2768	0009		Lump Sum—Conversion of Lancaster Development Center			2,362,439.00	
2769	0099		Certifications Forward	4,059,822.48	76,556.93		
Apalachee Correction Institution—							
2770	0201		Salaries				
2771	0204		Expenses				
2772	0206		Operating Capital Outlay				
2773	0207		Food Products				
2774	0299		Certifications Forward		10.72		
Avon Park Correctional Institution—							
2775	0301		Salaries				
2776	0303		Other Personal Services				
2777	0304		Expenses				
2778	0306		Operating Capital Outlay				
2779	0307		Food Products				
2780	0399		Certifications Forward		136.62		
Florida Correctional Institution—							
2781	0401		Salaries				
2782	0403		Other Personal Services				
2783	0404		Expenses				
2784	0406		Operating Capital Outlay				
2785	0407		Food Products				
2786	0499		Certifications Forward		2,114.13		
Florida State Prison—							
2787	0501		Salaries				
2788	0503		Other Personal Services				
2789	0504		Expenses				
2790	0506		Operating Capital Outlay				
2791	0507		Food Products				
2792	0599		Certifications Forward		8,588.39		
Glades Correctional Institution—							
2793	0601		Salaries				
2794	0604		Expenses				
2795	0606		Operating Capital Outlay				
2796	0607		Food Products				
2797	0699		Certifications Forward				
Sumter Correctional Institution—							
2798	0701		Salaries				
2799	0703		Other Personal Services				
2800	0704		Expenses				
2801	0706		Operating Capital Outlay				
2802	0707		Food Products				
2803	0799		Certifications Forward		575.83		
Desota Correctional Institution—							
2804	0801		Salaries				
2805	0804		Expenses				
2806	0806		Operating Capital Outlay				
2807	0807		Food Products				
2808	0899		Certifications Forward		2,411.87		
Reception and Medical Center—							
2809	0901		Salaries				
2810	0903		Other Personal Services				
2811	0904		Expenses				
2812	0906		Operating Capital Outlay				
2813	0907		Food Products				
2814	0999		Certifications Forward		7,086.75		

ABSTRACT OF GENERAL REVENUE APPROPRIATIONS

Adjustments	Less Appropriations in Reserve	Plus Refunds and Restorations	Total Available	DISBURSEMENTS			Total Available Unexpended	Unexpended Appropriations June 30, 1981	Line No.
				Regular	Transfers	Total			
1,815.00			1,815.00	1,687.52		1,687.52	127.48	127.48	2759
13,000.00			13,000.00	11,899.00		11,899.00	1,101.00	1,101.00	2760
38,905.54			23,990.32	23,990.32		23,990.32			2761
\$ 247,486.00	\$	\$	\$ 2,880,716.33	\$ 2,750,707.26	\$	\$ 2,750,707.26	\$ 130,009.07	\$ 130,009.07	2762
\$ (74,029,307.00)	\$	\$	\$	\$	\$	\$	\$	\$	2763
(281,780.00)									2764
(21,542,230.00)									2765
(838,284.00)									2766
(10,302,723.00)									2767
(2,362,439.00)									2768
(3,983,265.55)									2769
6,145,178.00			6,145,178.00	5,952,305.96		5,952,305.96	192,872.04	192,872.04	2770
1,456,478.00			1,456,478.00	1,434,689.15		1,434,689.15	21,788.85	21,788.85	2771
48,602.00			48,602.00	37,873.39		37,873.39	10,728.61	10,728.61	2772
749,655.00			749,655.00	745,079.78		745,079.78	4,575.22	4,575.22	2773
158,441.32			158,430.60	158,430.60		158,430.60			2774
4,989,912.00			4,989,912.00	4,831,984.23		4,831,984.23	157,927.77	157,927.77	2775
2,730.00			2,730.00	1,209.00		1,209.00	1,521.00	1,521.00	2776
1,394,958.00			1,394,958.00	1,387,731.97		1,387,731.97	7,226.03	7,226.03	2777
40,194.00			40,194.00	25,446.67		25,446.67	14,747.33	14,747.33	2778
674,120.00			674,120.00	674,112.19		674,112.19	7.81	7.81	2779
145,404.22			145,267.60	145,267.60		145,267.60			2780
3,331,470.00			3,331,470.00	3,228,916.24		3,228,916.24	102,553.76	102,553.76	2781
1,232.00			1,232.00	1,224.00		1,224.00	8.00	8.00	2782
836,511.00			836,511.00	826,770.75		826,770.75	9,740.25	9,740.25	2783
15,376.00			15,376.00	14,807.53		14,807.53	568.47	568.47	2784
257,418.00			257,418.00	248,251.67		248,251.67	9,166.33	9,166.33	2785
186,895.96			184,781.83	184,781.83		184,781.83			2786
6,092,715.00			6,092,715.00	5,888,673.31		5,888,673.31	204,041.69	204,041.69	2787
199,750.00			199,750.00	191,500.00		191,500.00	8,250.00	8,250.00	2788
1,406,912.00			1,406,912.00	1,287,898.91		1,287,898.91	119,013.09	119,013.09	2789
46,040.00			46,040.00	32,096.48		32,096.48	13,943.52	13,943.52	2790
814,966.00			814,966.00	800,018.80		800,018.80	14,947.20	14,947.20	2791
388,099.77			379,511.38	379,511.38		379,511.38			2792
3,644,653.00			3,644,653.00	3,491,771.53		3,491,771.53	152,881.47	152,881.47	2793
877,426.00			877,426.00	829,035.95		829,035.95	48,390.05	48,390.05	2794
33,632.00			33,632.00	17,519.46		17,519.46	16,112.54	16,112.54	2795
446,569.00			446,569.00	431,420.93		431,420.93	15,148.07	15,148.07	2796
160,150.87			160,150.87	160,150.87		160,150.87			2797
4,434,904.00			4,434,904.00	4,299,862.61		4,299,862.61	135,041.39	135,041.39	2798
5,313.00			5,313.00	4,023.60		4,023.60	1,289.40	1,289.40	2799
1,160,571.00			1,160,571.00	1,140,797.95		1,140,797.95	19,773.05	19,773.05	2800
32,257.00			32,257.00	28,754.59		28,754.59	3,502.41	3,502.41	2801
539,956.00			539,956.00	537,264.25		537,264.25	2,691.75	2,691.75	2802
180,026.23			179,450.40	179,450.40		179,450.40			2803
3,333,912.00			3,333,912.00	3,231,758.20		3,231,758.20	102,153.80	102,153.80	2804
680,708.00			680,708.00	640,775.53		640,775.53	39,932.47	39,932.47	2805
36,404.00			36,404.00	31,624.67		31,624.67	4,779.33	4,779.33	2806
439,524.00			439,524.00	404,460.06		404,460.06	35,063.94	35,063.94	2807
147,070.04			144,658.17	144,658.17		144,658.17			2808
8,992,362.00			8,992,362.00	8,676,291.75		8,676,291.75	316,070.25	316,070.25	2809
5,200.00			5,200.00	4,292.84		4,292.84	907.16	907.16	2810
4,234,139.00			4,234,139.00	3,939,574.16		3,939,574.16	294,564.84	294,564.84	2811
67,003.00			67,003.00	66,114.51		66,114.51	888.49	888.49	2812
949,599.00			949,599.00	942,278.58		942,278.58	7,320.42	7,320.42	2813
519,903.23			512,816.48	512,816.48		512,816.48			2814

ABSTRACT OF GENERAL REVENUE APPROPRIATIONS

Line No.	Dept. and Div. No.	Acct. No.	NAME OF APPROPRIATION	APPROPRIATIONS			
				Certifications from Prior Year	Less Reversions of July 1, 1980	General Appropriation Act	Other
700-705 CORRECTIONS, DEPARTMENT OF (Continued)							
703 Major Institutions: (Continued)							
Brevard Correctional Institution—							
2815	1001		Salaries				
2816	1004		Expenses				
2817	1006		Operating Capital Outlay				
2818	1007		Food Products				
2819	1099		Certifications Forward				
Marion Correctional Institution—							
2820	1101		Salaries				
2821	1104		Expenses				
2822	1106		Operating Capital Outlay				
2823	1107		Food Products				
2824	1199		Certifications Forward		2,403.83		
Lawley Correctional Institution—							
2825	1201		Salaries				
2826	1203		Other Personal Services				
2827	1204		Expenses				
2828	1206		Operating Capital Outlay				
2829	1207		Food Products				
2830	1299		Certifications Forward		4,401.86		
Union Correctional Institution—							
2831	1301		Salaries				
2832	1303		Other Personal Services				
2833	1304		Expenses				
2834	1306		Operating Capital Outlay				
2835	1307		Food Products				
2836	1399		Certifications Forward		12,209.11		
Zephyrhills Correctional Institution—							
2837	1401		Salaries				
2838	1403		Other Personal Services				
2839	1404		Expenses				
2840	1406		Operating Capital Outlay				
2841	1407		Food Products				
2842	1499		Certifications Forward		2,050.36		
Cross City Correctional Institution—							
2843	1501		Salaries				
2844	1503		Other Personal Services				
2845	1504		Expenses				
2846	1506		Operating Capital Outlay				
2847	1507		Food Products				
2848	1599		Certifications Forward		79.35		
River Junction Correctional Institution—							
2849	1601		Salaries				
2850	1604		Expenses				
2851	1606		Operating Capital Outlay				
2852	1607		Food Products				
2853	1699		Certifications Forward		1,689.27		
Lantana Correctional Institution—							
2854	1701		Salaries				
2855	1703		Other Personal Services				
2856	1704		Expenses				
2857	1706		Operating Capital Outlay				
2858	1707		Food Products				
2859	1799		Certifications Forward		4,245.47		
Hendry County Correctional Institution—							
2860	1801		Salaries				
2861	1804		Expenses				
2862	1806		Operating Capital Outlay				
2863	1807		Food Products				
2864	1899		Certifications Forward		90.72		
Dade Correctional Institution—							
2865	1901		Salaries				
2866	1903		Other Personal Services				
2867	1904		Expenses				
2868	1906		Operating Capital Outlay				
2869	1907		Food Products				
2870	1999		Certifications Forward		3,783.74		
Lake Correctional Institution—							
2871	2001		Salaries				
2872	2004		Expenses				
2873	2006		Operating Capital Outlay				
2874	2007		Food Products				
2875	2099		Certifications Forward		27.38		

ABSTRACT OF GENERAL REVENUE APPROPRIATIONS

Adjustments	Less Appropriations in Reserve	Plus Refunds and Restorations	Total Available	DISBURSEMENTS			Total Available Unexpended	Unexpended Appropriations June 30, 1981	Line No.
				Regular	Transfers	Total			
3,167,201.00			3,167,201.00	3,072,182.41		3,072,182.41	95,018.59	95,018.59	2815
1,000,810.00			1,000,810.00	976,864.65		976,864.65	23,945.35	23,945.35	2816
20,567.00			20,567.00	11,181.18		11,181.18	9,385.82	9,385.82	2817
471,385.00			471,385.00	456,827.02		456,827.02	14,557.98	14,557.98	2818
140,097.62			140,097.62	140,097.62		140,097.62			2819
3,222,749.00			3,222,749.00	3,119,597.59		3,119,597.59	103,151.41	103,151.41	2820
822,155.00			822,155.00	778,446.35		778,446.35	43,708.65	43,708.65	2821
18,615.00			18,615.00	16,860.57		16,860.57	1,754.43	1,754.43	2822
483,364.00			483,364.00	431,017.28		431,017.28	52,346.72	52,346.72	2823
156,871.89			154,468.06	154,468.06		154,468.06			2824
2,730,450.00			2,730,450.00	2,637,950.49		2,637,950.49	92,499.51	92,499.51	2825
1,800.00			1,800.00				1,800.00	1,800.00	2826
545,170.00			545,170.00	533,702.69		533,702.69	11,467.31	11,467.31	2827
29,615.00			29,615.00	27,487.40		27,487.40	2,127.60	2,127.60	2828
315,953.00			315,953.00	312,596.87		312,596.87	3,356.13	3,356.13	2829
127,583.40			123,181.54	123,181.54		123,181.54			2830
9,700,465.00			9,700,465.00	9,399,432.09		9,399,432.09	301,032.91	301,032.91	2831
8,150.00			8,150.00	7,487.40		7,487.40	662.60	662.60	2832
2,451,656.00			2,451,656.00	2,365,630.76		2,365,630.76	86,025.24	86,025.24	2833
50,233.00			50,233.00	47,522.41		47,522.41	2,710.59	2,710.59	2834
1,235,767.00			1,235,767.00	1,207,518.47		1,207,518.47	28,248.53	28,248.53	2835
498,418.82			486,209.71	486,209.71		486,209.71			2836
1,965,848.00			1,965,848.00	1,902,475.60		1,902,475.60	63,372.40	63,372.40	2837
1,560.00			1,560.00	1,560.00		1,560.00			2838
434,189.00			434,189.00	398,157.02		398,157.02	36,031.98	36,031.98	2839
23,932.00			23,932.00	22,341.95		22,341.95	1,590.05	1,590.05	2840
265,316.00			265,316.00	261,713.29		261,713.29	3,602.71	3,602.71	2841
86,032.23			83,981.87	83,981.87		83,981.87			2842
2,581,441.00			2,581,441.00	2,490,663.20		2,490,663.20	90,777.80	90,777.80	2843
25,112.00			25,112.00	22,300.81		22,300.81	2,811.19	2,811.19	2844
544,532.00			544,532.00	507,441.71		507,441.71	37,090.29	37,090.29	2845
18,869.00			18,869.00	18,320.13		18,320.13	548.87	548.87	2846
256,935.00			256,935.00	253,664.26		253,664.26	3,270.74	3,270.74	2847
109,810.56			109,731.21	109,731.21		109,731.21			2848
2,476,200.00			2,476,200.00	2,394,882.33		2,394,882.33	81,317.67	81,317.67	2849
601,870.00			601,870.00	584,502.54		584,502.54	17,367.46	17,367.46	2850
16,213.00			16,213.00	13,342.82		13,342.82	2,870.18	2,870.18	2851
212,615.00			212,615.00	201,724.60		201,724.60	10,890.40	10,890.40	2852
126,528.93			124,829.66	124,829.66		124,829.66			2853
1,498,409.00			1,498,409.00	1,448,398.47		1,448,398.47	50,010.53	50,010.53	2854
25,240.00			25,240.00	23,760.42		23,760.42	1,479.58	1,479.58	2855
363,959.00			363,959.00	330,574.41		330,574.41	33,384.59	33,384.59	2856
8,537.00			8,537.00	8,536.51		8,536.51	.49	.49	2857
190,299.00			190,299.00	172,462.81		172,462.81	17,836.19	17,836.19	2858
83,483.94			79,238.47	79,238.47		79,238.47			2859
1,777,731.00			1,777,731.00	1,722,135.10		1,722,135.10	55,595.90	55,595.90	2860
350,987.00			350,987.00	335,329.11		335,329.11	15,657.89	15,657.89	2861
10,740.00			10,740.00	10,455.08		10,455.08	284.92	284.92	2862
117,042.00			117,042.00	116,290.45		116,290.45	751.55	751.55	2863
63,503.85			63,413.13	63,413.13		63,413.13			2864
2,657,169.00			2,657,169.00	2,580,699.62		2,580,699.62	76,469.38	76,469.38	2865
43,400.00			43,400.00	42,460.00		42,460.00	940.00	940.00	2866
761,728.00			761,728.00	731,904.77		731,904.77	29,823.23	29,823.23	2867
24,586.00			24,586.00	24,585.25		24,585.25	.75	.75	2868
310,869.00			310,869.00	308,891.65		308,891.65	1,977.35	1,977.35	2869
100,056.23			96,262.49	96,262.49		96,262.49			2870
2,108,357.00			2,108,357.00	2,044,150.62		2,044,150.62	64,206.38	64,206.38	2871
442,177.00			442,177.00	424,144.06		424,144.06	18,032.94	18,032.94	2872
28,449.00			28,449.00	25,794.66		25,794.66	2,654.34	2,654.34	2873
266,999.00			266,999.00	251,755.93		251,755.93	15,243.07	15,243.07	2874
86,974.35			86,946.97	86,946.97		86,946.97			2875

ABSTRACT OF GENERAL REVENUE APPROPRIATIONS

Line No.	Dept. and Div. No.	Acct. No.	NAME OF APPROPRIATION	APPROPRIATIONS			
				Certifications from Prior Year	Less Reversions of July 1, 1980	General Appropriation Act	Other
700-705 CORRECTIONS, DEPARTMENT OF (Continued)							
703 Major Institutions: (Continued)							
Broward Correctional Institution—							
General Revenue Fund							
2876	2101		Salaries	\$	\$	\$	\$
2877	2103		Other Personal Services				
2878	2104		Expenses				
2879	2106		Operating Capital Outlay				
2880	2107		Food Products				
2881	2199		Certifications Forward		22.04		
Hillsborough Correctional Institution—							
2882	2201		Salaries				
2883	2203		Other Personal Services				
2884	2204		Expenses				
2885	2206		Operating Capital Outlay				
2886	2207		Food Products				
2887	2299		Certifications Forward		2,334.00		
Indian River Correctional Institution—							
2888	2301		Salaries				
2889	2303		Other Personal Services				
2890	2304		Expenses				
2891	2306		Operating Capital Outlay				
2892	2307		Food Products				
2893	2399		Certifications Forward		2,350.82		
Lancaster Correctional Institutions—							
2894	2401		Salaries				
2895	2403		Other Personal Services				
2896	2404		Expenses				
2897	2406		Operating Capital Outlay				
2898	2407		Food Products				
2899	2499		Certifications Forward		1,204.43		
Polk Correctional Institution—							
2900	2501		Salaries				
2901	2503		Other Personal Services				
2902	2504		Expenses				
2903	206		Operating Capital Outlay				
2904	2507		Food Products				
2905	2599		Certifications Forward		9,064.57		
Baker Correctional Institution—							
2906	2601		Salaries				
2907	2604		Expenses				
2908	2606		Operating Capital Outlay				
2909	2607		Food Products				
2910	2699		Certifications Forward		534.37		
Volusia Correctional Institution—							
2911	2701		Salaries				
2912	2703		Other Personal Services				
2913	2704		Expenses				
2914	2707		Food Products				
2915			Total Major Institutions	\$ 4,059,822.48	\$ 143,992.56	\$ 109,356,763.00	\$
704 Community Facilities and Road Prisons:							
Control—							
2916	0001		Salaries	\$	\$	\$ 6,109,526.00	\$
2917	0003		Other Personal Services			70,005.00	
2918	0004		Expenses			2,316,430.00	
2919	0006		Operating Capital Outlay			132,433.00	
2920	0007		Food Products			1,510,573.00	
2921	0099		Certifications Forward	466,120.20	17,226.70		
Region I—							
2922	0101		Salaries				
2923	0103		Other Personal Services				
2924	0104		Expenses				
2925	0106		Operating Capital Outlay				
2926	0107		Food Products				
2927	0199		Certifications Forward		253.13		
Region II—							
2928	0201		Salaries				
2929	0203		Other Personal Services				
2930	0204		Expenses				
2931	0206		Operating Capital Outlay				
2932	0207		Food Products				
2933	0299		Certifications Forward		1,647.26		

ABSTRACT OF GENERAL REVENUE APPROPRIATIONS

Adjustments	Less Appropriations in Reserve	Plus Refunds and Restorations	Total Available	DISBURSEMENTS			Total Available Unexpended	Unexpended Appropriations June 30, 1981	Line No.
				Regular	Transfers	Total			
\$ 2,273,060.00	\$	\$	\$ 2,273,060.00	\$ 2,188,850.58	\$	\$ 2,188,850.58	\$ 84,209.42	\$ 84,209.42	2876
32,840.00	32,840.00	28,633.26	28,633.26	4,206.74	4,206.74	2877
590,409.00	590,409.00	535,857.29	535,857.29	54,551.71	54,551.71	2878
18,485.00	18,485.00	14,156.03	14,156.03	4,328.97	4,328.97	2879
181,569.00	181,569.00	156,852.60	156,852.60	24,716.40	24,716.40	2880
92,466.96	92,444.92	92,444.92	92,444.92	2881
1,989,681.00	1,989,681.00	1,924,711.28	1,924,711.28	64,969.72	64,969.72	2882
1,760.00	1,760.00	1,560.00	1,560.00	200.00	200.00	2883
526,927.00	526,927.00	515,902.47	515,902.47	11,024.53	11,024.53	2884
22,053.00	2,053.00	21,914.32	21,914.32	138.68	138.68	2885
214,830.00	214,830.00	211,388.57	211,388.57	3,441.43	3,441.43	2886
100,470.49	98,136.49	98,136.49	98,136.49	2887
1,597,631.00	1,597,631.00	1,543,787.27	1,543,787.27	53,843.73	53,843.73	2888
17,500.00	17,500.00	17,500.00	17,500.00	2889
363,526.00	363,526.00	357,660.86	357,660.86	5,865.14	5,865.14	2890
25,478.00	25,478.00	23,572.80	23,572.80	1,905.20	1,905.20	2891
155,299.00	155,299.00	153,692.94	153,692.94	1,606.06	1,606.06	2892
53,659.70	51,308.88	51,308.88	51,308.88	2893
2,435,793.00	2,435,793.00	2,355,938.66	2,355,938.66	79,854.34	79,854.34	2894
6,248.00	6,248.00	6,247.50	6,247.50	.50	.50	2895
564,854.00	564,854.00	533,555.96	533,555.96	31,298.04	31,298.04	2896
22,440.00	22,440.00	22,432.34	22,432.34	7.66	7.66	2897
159,387.00	159,387.00	155,995.95	155,995.95	3,391.05	3,391.05	2898
104,510.35	103,305.92	103,305.92	103,305.92	2899
2,297,472.00	2,297,472.00	2,217,722.50	2,217,722.50	79,749.50	79,749.50	2900
19,620.00	19,620.00	19,322.50	19,322.50	297.50	297.50	2901
567,746.00	567,746.00	542,760.60	542,760.60	24,985.40	24,985.40	2902
42,843.00	42,843.00	14,297.47	14,297.47	28,545.53	28,545.53	2903
373,319.00	373,319.00	373,213.51	373,213.51	105.49	105.49	2904
82,284.90	73,220.33	73,220.33	73,220.33	2905
2,289,480.00	2,289,480.00	2,210,762.88	2,210,762.88	78,717.12	78,717.12	2906
515,212.00	515,212.00	491,407.03	491,407.03	23,804.97	23,804.97	2907
30,682.00	30,682.00	30,663.00	30,663.00	19.00	19.00	2908
276,158.00	276,158.00	274,706.48	274,706.48	1,451.52	1,451.52	2909
84,519.69	83,985.32	83,985.32	83,985.32	2910
166,037.00	166,037.00	91,825.81	91,825.81	74,211.19	74,211.19	2911
6,068.00	6,068.00	5,277.99	5,277.99	790.01	790.01	2912
52,554.00	52,554.00	36,707.14	36,707.14	15,846.86	15,846.86	2913
9,850.00	\$	9,850.00	5,341.04	5,341.04	4,508.96	4,508.96	2914
13,595,812.00	\$	\$	\$ 126,868,404.92	\$ 122,405,984.56	\$	\$ 122,405,984.56	\$ 4,462,420.36	\$ 4,462,420.36	2915
\$ (6,109,526.00)	\$	\$	\$	\$	\$	\$	\$	\$	2916
(70,005.00)	2917
(2,316,430.00)	2918
(132,433.00)	2919
(1,510,573.00)	2920
(448,893.50)	2921
2,174,530.00	2,174,530.00	2,112,105.14	2,112,105.14	62,424.86	62,424.86	2922
31,315.00	31,315.00	30,293.96	30,293.96	1,021.04	1,021.04	2923
678,748.00	678,748.00	612,115.83	612,115.83	66,632.17	66,632.17	2924
40,818.00	40,818.00	37,728.91	37,728.91	3,089.09	3,089.09	2925
349,806.00	349,806.00	330,815.46	330,815.46	18,990.54	18,990.54	2926
118,452.21	118,199.08	118,188.68	118,188.68	10.40	10.40	2927
1,157,594.00	1,157,594.00	1,117,737.97	1,117,737.97	39,856.03	39,856.03	2928
8,640.00	8,640.00	7,857.15	7,857.15	782.85	782.85	2929
432,305.00	432,305.00	388,881.63	388,881.63	43,423.37	43,423.37	2930
40,064.00	40,064.00	35,001.31	35,001.31	5,062.69	5,062.69	2931
216,033.00	216,033.00	206,469.82	206,469.82	9,563.18	9,563.18	2932
67,154.18	65,506.92	65,506.92	65,506.92	2933

ABSTRACT OF GENERAL REVENUE APPROPRIATIONS

Line No.	Dept. and Div. No.	Acct. No.	NAME OF APPROPRIATION	APPROPRIATIONS			
				Certifications from Prior Year	Less Reversions of July 1, 1980	General Appropriation Act	Other
700-705 CORRECTIONS, DEPARTMENT OF (Continued)							
704 Community Facilities and Road Prisons: (Continued)							
Region III—							
2934		0301	Salaries				
2935		0303	Other Personal Services				
2936		0304	Expenses				
2937		0306	Operating Capital Outlay				
2938		0307	Food Products				
2939		0399	Certifications Forward		960.20		
Region IV—							
2940		0401	Salaries				
2941		0403	Other Personal Services				
2942		0404	Expenses				
2943		0406	Operating Capital Outlay				
2944		0407	Food Products				
2945		0499	Certifications Forward		6,661.88		
Region V—							
2946		0501	Salaries				
2947		0503	Other Personal Services				
2948		0504	Expenses				
2949		0506	Operating Capital Outlay				
2950		0507	Food Products				
2951		0599	Certifications Forward		8,353.07		
2952			Total Community Facilities and Road Prisons	\$ 466,120.20	\$ 35,102.24	\$ 10,138,967.00	\$
705 Probation and Parole Services:							
2953		0001	Salaries	\$	\$	\$ 13,714,816.00	\$
2954		0004	Expenses			2,686,840.00	
2955		0006	Operating Capital Outlay			94,790.00	
2956		0099	Certifications Forward	947,237.98	4,702.99		
Region I—							
2957		0101	Salaries				
2958		0104	Expenses				
2959		0106	Operating Capital Outlay				
2960		0110	Special Categories—Workhour Formula Funded in Region III			394,613.00	
2961		0120	Speci Categories—Cost of Supervision Payments			400,124.00	
2962		0199	Certifications Forward		11,801.68		
Region II—							
2963		0201	Salaries				
2964		0204	Expenses				
2965		0206	Operating Capital Outlay				
2966		0299	Certifications Forward				
Region III—							
2967		0301	Salaries				
2968		0304	Expenses				
2969		0306	Operating Capital Outlay				
2970		0399	Certifications Forward		10,468.37		
Region IV—							
2971		0401	Salaries				
2972		0404	Expenses				
2973		0406	Operating Capital Outlay				
2974		0499	Certifications Forward		75,109.92		
Region V—							
2975		0501	Salaries				
2976		0504	Expenses				
2977		0506	Operating Capital Outlay				
2978		0599	Certifications Forward		6,319.00		
2979			Total Probation and Parole Services	\$ 947,237.98	\$ 108,401.96	\$ 17,291,183.00	\$
2980			TOTAL DEPARTMENT OF CORRECTIONS	\$ 14,061,186.51	\$ 369,471.32	\$ 149,279,395.00	\$
710-714 CRIMINAL LAW ENFORCEMENT, DEPARTMENT OF							
710 Office of the Executive Director and Division of Staff Services:							
2981		0101	Salaries	\$	\$	\$ 3,498,689.00	\$
2982		0103	Other Personal Services			13,900.00	
2983		0104	Expenses			1,188,482.00	5,000.00 ¹
2984		0106	Operating Capital Outlay			184,087.00	
2985		0191	Data Processing Services			42,086.00	
2986		0193	Salary Incentive Payments				
2987		0199	Certifications Forward	331,691.78	19,477.50		
2988			Total Office of the Executive Director and Division of Staff Services	\$ 331,691.78	\$ 19,477.50	\$ 4,927,244.00	\$ 5,000.00

¹Authorized by Section 24, 79-212, Laws of Florida

ABSTRACT OF GENERAL REVENUE APPROPRIATIONS

Adjustments	Less Appropriations in Reserve	Plus Refunds and Restorations	Total Available	DISBURSEMENTS			Total Available Unexpended	Unexpended Appropriations June 30, 1981	Line No.
				Regular	Transfers	Total			
775,903.00			775,903.00	750,815.36		750,815.36	25,087.64	25,087.64	2934
5,760.00			5,760.00	5,378.48		5,378.48	381.52	381.52	2935
249,052.00			249,052.00	245,760.24		245,760.24	3,291.76	3,291.76	2936
21,846.00			21,846.00	21,832.13		21,832.13	13.87	13.87	2937
135,330.00			135,330.00	123,707.46		123,707.46	11,622.54	11,622.54	2938
49,321.02			48,360.82	48,360.82		48,360.82			2939
1,687,555.00			1,687,555.00	1,637,244.66		1,637,244.66	50,310.34	50,310.34	2940
15,360.00			15,360.00	13,931.97		13,931.97	1,428.03	1,428.03	2941
598,563.00			598,563.00	558,469.98		558,469.98	40,093.02	40,093.02	2942
21,268.00			21,268.00	10,396.20		10,396.20	10,871.80	10,871.80	2943
413,982.00			413,982.00	396,213.54		396,213.54	17,768.46	17,768.46	2944
136,871.51			130,209.63	130,209.63		130,209.63			2945
1,712,460.00			1,712,460.00	1,657,198.30		1,657,198.30	55,261.70	55,261.70	2946
12,860.00			12,860.00	12,145.80		12,145.80	714.20	714.20	2947
609,510.00			609,510.00	584,331.27		584,331.27	25,178.73	25,178.73	2948
9,437.00			9,437.00	9,416.99		9,416.99	20.01	20.01	2949
318,381.00			318,381.00	292,992.66		292,992.66	25,388.34	25,388.34	2950
77,094.58			68,741.51	68,741.51		68,741.51			2951
\$ 1,578,153.00	\$	\$	\$ 12,148,137.96	\$ 11,629,849.78	\$	\$ 11,629,849.78	\$ 518,288.18	\$ 518,288.18	2952
\$ (13,644,070.00)	\$ 70,746.00	\$	\$	\$	\$	\$	\$	\$ 70,746.00	2953
(2,673,236.00)	13,604.00							13,604.00	2954
(94,790.00)									2955
(906,814.99)			35,720.00	35,720.00		35,720.00			2956
1,475,801.00			1,475,801.00	1,425,969.23		1,425,969.23	49,831.77	49,831.77	2957
266,687.00			266,687.00	253,801.29		253,801.29	12,885.71	12,885.71	2958
7,682.00			7,682.00	4,441.86		4,441.86	3,240.14	3,240.14	2959
(394,613.00)									2960
(120,000.00)			280,124.00	262,470.00		262,470.00	17,654.00	17,654.00	2961
63,343.81			51,542.13	51,542.13		51,542.13			2962
2,519,130.00			2,519,130.00	2,437,269.32		2,437,269.32	81,860.68	81,860.68	2963
464,670.00			464,670.00	461,630.78		461,630.78	3,039.22	3,039.22	2964
9,288.00			9,288.00	6,327.68		6,327.68	2,960.32	2,960.32	2965
105,976.25			105,976.25	105,976.25		105,976.25			2966
2,533,336.00			2,533,336.00	2,446,863.92		2,446,863.92	86,472.08	86,472.08	2967
473,514.00			473,514.00	441,311.05		441,311.05	32,202.95	32,202.95	2968
3,501.00			3,501.00	3,024.93		3,024.93	476.07	476.07	2969
117,900.65			107,432.28	107,432.28		107,432.28			2970
5,223,358.00			5,223,358.00	5,059,079.59		5,059,079.59	164,278.41	164,278.41	2971
862,106.00			862,106.00	855,772.29		855,772.29	6,333.71	6,333.71	2972
39,148.00			39,148.00	11,860.60		11,860.60	27,287.40	27,287.40	2973
447,915.39			372,805.47	372,805.47		372,805.47			2974
4,667,874.00			4,667,874.00	4,523,207.02		4,523,207.02	144,666.98	144,666.98	2975
857,430.00			857,430.00	834,724.91		834,724.91	22,705.09	22,705.09	2976
39,671.00			39,671.00	5,645.95		5,645.95	34,025.05	34,025.05	2977
171,678.89			165,359.89	165,359.89		165,359.89			2978
\$ 2,516,487.00	\$ 84,350.00	\$	\$ 20,562,156.02	\$ 19,872,236.44	\$	\$ 19,872,236.44	\$ 689,919.58	\$ 774,269.58	2979
\$ 19,004,113.00	\$ 1,894,761.25	\$	\$ 180,080,461.94	\$ 167,221,789.79	\$	\$ 167,221,789.79	\$ 12,858,672.15	\$ 14,753,433.40	2980
947,214.00			4,445,903.00	4,286,732.40		4,286,732.40	159,170.60	159,170.60	2981
34,500.00			48,400.00	41,180.47		41,180.47	7,219.53	7,219.53	2982
113,903.00			1,307,385.00	1,202,570.99		1,202,570.99	104,814.01	104,814.01	2983
74,620.00			258,707.00	207,528.12		207,528.12	51,178.88	51,178.88	2984
1,385.00			43,471.00	43,471.00		43,471.00			2985
39,260.00			39,260.00	32,532.26		32,532.26	6,727.74	6,727.74	2986
			312,214.28	312,214.28		312,214.28			2987
\$ 1,210,882.00	\$	\$	\$ 6,455,340.28	\$ 6,126,229.52	\$	\$ 6,126,229.52	\$ 329,110.76	\$ 329,110.76	2988

ABSTRACT OF GENERAL REVENUE APPROPRIATIONS

Line No.	Dept. and Div. No.	Acct. No.	NAME OF APPROPRIATION	APPROPRIATIONS			
				Certifications from Prior Year	Less Reversions of July 1, 1980	General Appropriation Act	Other
710-714 CRIMINAL LAW ENFORCEMENT, DEPARTMENT OF (Continued)							
712 Division of Criminal Investigations:							
2989	0101		Salaries	\$	\$	\$ 5,378,732.00	\$
2990	0103		Other Personal Services				
2991	0104		Expenses			2,434,466.00	
2992	0106		Operating Capital Outlay			2,419,132.00	
2993	0191		Data Processing Services			147,503.00	
2994	0193		Salary Incentive Payment				
2995	0199		Certifications Forward	592,104.16	42,852.29		
2996			Total Division of Criminal Investigations	\$ 592,104.16	\$ 42,852.29	\$ 10,379,833.00	\$
713 Division of Standards and Training:							
2997	0101		Salaries	\$	\$	\$ 387,446.00	\$
2998	0103		Other Personal Services			1,800.00	
2999	0104		Expenses			108,526.00	
3000	0106		Operating Capital Outlay			2,155.00	
3001	0191		Data Processing Services			46,022.00	
3002	0193		Salary Incentive Payments				
3003	0199		Certifications Forward	64,660.77	3,175.50		
3004			Total Division of Standards and Training	\$ 64,660.77	\$ 3,175.50	\$ 545,949.00	\$
710-714 CRIMINAL LAW ENFORCEMENT, DEPARTMENT OF							
714 Division of Criminal Justice Information Systems:							
3005	0101		Salaries	\$	\$	\$ 1,597,860.00	\$
3006	0104		Expenses			356,807.00	
3007	0106		Operating Capital Outlay			7,763.00	
3008	0191		Data Processing Services			3,449,476.00	
3009	0193		Salary Incentive Payments				
3010	0199		Certifications Forward	126,966.43	20,143.79		
3011			Total Division of Criminal Justice Information Systems	\$ 126,966.43	\$ 20,143.79	\$ 5,411,906.00	\$
3012			TOTAL DEPARTMENT OF CRIMINAL LAW ENFORCEMENT	\$ 1,115,423.14	\$ 85,649.08	\$ 21,264,932.00	\$ 5,000.00
720-729 GENERAL SERVICES, DEPARTMENT OF							
720 Division of Administration:							
3013	0101		Salaries	\$	\$	\$ 1,223,902.00	\$
3014	0103		Other Personal Services				
3015	0104		Expenses			204,232.00	
3016	0106		Operating Capital Outlay			14,364.00	
3017	0191		Data Processing Services			92,815.00	
3018	0199		Certifications Forward	58,331.51	6,908.73		
3019			Total Office of the Executive Director and Division of Administration	\$ 58,331.51	\$ 6,908.73	\$ 1,535,313.00	\$
721 Division of Security:							
3020	0101		Salaries	\$	\$	\$ 1,073,900.00	\$
3021	0104		Expenses			96,958.00	
3022	0106		Operating Capital Outlay			1,762.00	
3023	0193		Salary Incentive Payments				
3024	0199		Certifications Forward	42,843.33	26.15		
3025			Total Division of Security	\$ 42,843.33	\$ 26.15	\$ 1,172,620.00	\$
722 Division of Purchasing:							
3026	0101		Salaries	\$	\$	\$ 712,024.00	\$
3027	0103		Other Personal Services			3,103.00	
3028	0104		Expenses			322,795.00	
3029	0106		Operating Capital Outlay			9,619.00	
3030	0109		Lump Sum—Contractual Service Guidelines			33,000.00	
3031	0191		Data Processing Services			81,816.00	
3032	0199		Certifications Forward	56,806.35	794.10		
3033			Total Division of Purchasing	\$ 56,806.35	\$ 794.10	\$ 1,162,357.00	\$
723 Division of Electronic Data Processing							
Administration and Technical Services							
3034	0101		Salaries	\$	\$	\$ 507,605.00	\$
3035	0103		Other Personal Services			1,000.00	
3036	0104		Expenses			73,442.00	
3037	0106		Operating Capital Outlay			2,815.00	
3038	0199		Certifications Forward	17,988.29			
3039			Total Division of Electronic Data Processing	\$ 17,988.29	\$	\$ 584,862.00	\$

ABSTRACT OF GENERAL REVENUE APPROPRIATIONS

Adjustments	Less Appropriations in Reserve	Plus Refunds and Restorations	Total Available	DISBURSEMENTS			Total Available Unexpended	Unexpended Appropriations June 30, 1981	Line No.
				Regular	Transfers	Total			
\$ 418,648.00	\$	\$	\$ 5,797,380.00	\$ 5,601,416.40	\$	\$ 5,601,416.40	\$ 195,963.60	\$ 195,963.60	2989
7,610.00	7,610.00	6,640.63	6,640.63	969.37	969.37	2990
(110,669.00)	2,323,797.00	2,067,902.51	2,067,902.51	255,894.49	255,894.49	2991
108,389.00	2,527,521.00	494,798.56	494,798.56	2,032,722.44	2,032,722.44	2992
5,157.00	152,660.00	152,660.00	152,660.00	2993
203,319.00	203,319.00	176,518.00	176,518.00	26,801.00	26,801.00	2994
.....	549,251.87	549,251.87	549,251.87	2995
<u>\$ 632,454.00</u>	<u>\$</u>	<u>\$</u>	<u>\$ 11,561,538.87</u>	<u>\$ 9,049,187.97</u>	<u>\$</u>	<u>\$ 9,049,187.97</u>	<u>\$ 2,512,350.90</u>	<u>\$ 2,512,350.90</u>	2996
\$ (1,179.00)	\$	\$	\$ 386,267.00	\$ 367,854.85	\$	\$ 367,854.85	\$ 18,412.15	\$ 18,412.15	2997
57,700.00	59,500.00	6,487.49	6,487.49	53,012.51	53,012.51	2998
17,406.00	125,932.00	115,684.94	115,684.94	10,247.06	10,247.06	2999
.....	2,155.00	1,599.08	1,599.08	555.92	555.92	3000
1,411.00	47,433.00	47,433.00	47,433.00	3001
1,132.00	1,132.00	1,132.00	-1,132.00	3002
.....	61,485.27	61,485.27	61,485.27	3003
<u>\$ 76,470.00</u>	<u>\$</u>	<u>\$</u>	<u>\$ 683,904.27</u>	<u>\$ 600,544.63</u>	<u>\$</u>	<u>\$ 600,544.63</u>	<u>\$ 83,359.64</u>	<u>\$ 83,359.64</u>	3004
\$ 159,022.00	\$	\$	\$ 1,756,882.00	\$ 1,683,886.15	\$	\$ 1,683,886.15	\$ 72,995.85	\$ 72,995.85	3005
(3,880.00)	1,482.00	351,445.00	310,598.31	310,598.31	40,846.69	42,328.69	3006
24,431.00	32,194.00	14,362.75	14,362.75	17,831.25	17,831.25	3007
28,829.00	3,478,305.00	3,476,803.00	3,476,803.00	1,502.00	1,502.00	3008
1,451.00	1,451.00	1,276.95	1,276.95	174.05	174.05	3009
.....	106,822.64	106,822.64	106,822.64	3010
<u>\$ 209,853.00</u>	<u>\$ 1,482.00</u>	<u>\$</u>	<u>\$ 5,727,099.64</u>	<u>\$ 5,593,749.80</u>	<u>\$</u>	<u>\$ 5,593,749.80</u>	<u>\$ 133,349.84</u>	<u>\$ 134,831.84</u>	3011
\$ 2,129,659.00	\$ 1,482.00	\$	\$ 24,427,883.06	\$ 21,369,711.92	\$	\$ 21,369,711.92	\$ 3,058,171.14	\$ 3,059,653.14	3012
\$ 199,569.00	\$	\$	\$ 1,423,471.00	\$ 1,360,904.27	\$	\$ 1,360,904.27	\$ 62,566.73	\$ 62,566.73	3013
3,236.00	3,236.00	3,037.03	3,037.03	198.97	198.97	3014
14,874.00	219,106.00	214,823.09	214,823.09	4,282.91	4,282.91	3015
4,540.00	18,904.00	12,587.67	12,587.67	6,316.33	6,316.33	3016
(9,587.00)	83,228.00	67,528.51	67,528.51	15,699.49	15,699.49	3017
.....	51,422.78	51,422.78	51,422.78	3018
<u>\$ 212,632.00</u>	<u>\$</u>	<u>\$</u>	<u>\$ 1,799,367.78</u>	<u>\$ 1,710,303.35</u>	<u>\$</u>	<u>\$ 1,710,303.35</u>	<u>\$ 89,064.43</u>	<u>\$ 89,064.43</u>	3019
\$ 163,459.00	\$	\$	\$ 1,237,359.00	\$ 1,191,831.30	\$	\$ 1,191,831.30	\$ 45,527.70	\$ 45,527.70	3020
(7,542.00)	89,416.00	80,017.57	80,017.57	9,398.43	9,398.43	3021
.....	1,762.00	868.00	868.00	894.00	894.00	3022
15,392.00	15,392.00	13,728.47	13,728.47	1,663.53	1,663.53	3023
.....	42,817.18	42,817.18	42,817.18	3024
<u>\$ 171,309.00</u>	<u>\$</u>	<u>\$</u>	<u>\$ 1,386,746.18</u>	<u>\$ 1,329,262.52</u>	<u>\$</u>	<u>\$ 1,329,262.52</u>	<u>\$ 57,483.66</u>	<u>\$ 57,483.66</u>	3025
\$ 86,161.00	\$	\$	\$ 798,185.00	\$ 760,614.05	\$	\$ 760,614.05	\$ 37,570.95	\$ 37,570.95	3026
13,260.00	16,363.00	1,333.14	1,333.14	15,029.86	15,029.86	3027
11,717.00	334,512.00	324,608.19	324,608.19	9,903.81	9,903.81	3028
2,420.00	12,039.00	11,058.58	11,058.58	980.42	980.42	3029
(33,000.00)	81,816.00	71,766.12	71,766.12	10,049.88	10,049.88	3030
.....	56,012.25	56,012.25	56,012.25	3032
<u>\$ 80,558.00</u>	<u>\$</u>	<u>\$</u>	<u>\$ 1,298,927.25</u>	<u>\$ 1,225,392.33</u>	<u>\$</u>	<u>\$ 1,225,392.33</u>	<u>\$ 73,534.92</u>	<u>\$ 73,534.92</u>	3033
\$ 84,799.00	\$	\$	\$ 592,404.00	\$ 551,099.58	\$	\$ 551,099.58	\$ 41,304.42	\$ 41,304.42	3034
.....	1,000.00	1,000.00	1,000.00	3035
(7,484.00)	65,958.00	55,753.30	55,753.30	10,204.70	10,204.70	3036
7,821.00	10,636.00	9,133.72	9,133.72	1,502.28	1,502.28	3037
.....	17,988.29	17,988.29	17,988.29	3038
<u>\$ 85,136.00</u>	<u>\$</u>	<u>\$</u>	<u>\$ 687,986.29</u>	<u>\$ 633,974.89</u>	<u>\$</u>	<u>\$ 633,974.89</u>	<u>\$ 54,011.40</u>	<u>\$ 54,011.40</u>	3039

ABSTRACT OF GENERAL REVENUE APPROPRIATIONS

Line No.	Dept. and Div. No.	Acct. No.	NAME OF APPROPRIATION	APPROPRIATIONS			
				Certifications from Prior Year	Less Reversions of July 1, 1980	General Appropriation Act	Other
720-729 GENERAL SERVICES, DEPARTMENT OF (Continued)							
724 Division of Building Construction and Property Management—Operating							
3040	0109		Lump Sum—Transfer to Supervision Trust Fund	\$	\$	\$ 6,026,071.00	\$
3041	0159		Lump Sum—Development and Implementation of State Energy Management Plan	50,000.00
3042			Total Division of Building Construction and Property Management—Operating	\$	\$	\$ 6,076,071.00	\$
725 Division of Building Construction and Maintenance—Fixed Capital Outlay							
Department of Corrections—							
Dade Correctional Institution—							
3043	0801		Laundry	\$ 465,199.45	\$	\$	\$
Florida State Prison—							
3044	0802		Miscellaneous Repairs and Improvements	82,885.39
DeSoto Correctional Institution—							
3045	0803		Miscellaneous Repairs and Improvements	384,105.16
Florida State Prison—							
3046	0804		Renovation of Minimum Security Unit	307,672.55
Cross City Correctional Institution—							
3047	0807		Improvements to Chapel	30,744.00
3048	0810		Air Conditioning of Moreno Cottage	273.33
Secretary of State and Department of State—							
Archives, History and Records Management—							
Historic Pensacola Preservation Board—							
3048	0810		Air Conditioning of Moreno Cottage
3049	0811		Development of Pitts Slip Exhibit Area	1,780.68
Stephen Foster Memorial—							
3050	0812		Waterproofing and Renovation of Tower Exterior	59,395.10
3051	0813		Improvements to Entrance and Springs	1,024.10
Historic Tallahassee Presentation Board—							
Department of Natural Resources—							
3052	0815		Major Repairs and Renovations of Laboratory Facilities	59,261.58
Department of Health and Rehabilitative Services—							
3053	0816		Mental Health Services, Forensic Unit, Planning	411,539.51
Department of Corrections—							
Maximum Security Institution and Reception Center,							
3055	0818		Relocation of Niceville Road Prison, Planning	379,238.50
3056	0819		Joint Site Acquisition and for Site Preparation—Dade City	490,232.80
Department of Education—							
3057	0820		Conversion to Solar Water Heating	31,360.00
Department of Health and Rehabilitative Services—							
3058	0821		Conversion to Solar Water Heating	1,578.15
Department of Natural Resources—							
3059	0822		Conversion to Solar Water Heating	17,497.00
Department of Health and Rehabilitative Services—							
Division of Mental Health Services—							
3060	0901		Electrical Energy Systems, Florida State Hospital	1,216,311.74
3061	0902		Improvements to Forensic Units, Florida State Hospital and South Florida State Hospital	233,673.67
Renovation of Hot Water System, Northeast							
3062	0903		Florida State Hospital	5,510.41	519,000.00
Renovation of Children's and Adolescents Units,							
3063	0904		South Florida State Hospital	539,607.50
Correction of Licensure and Certification Deficiencies,							
3064	0905		State Mental Hospitals	1,411,029.07	1,550,000.00
Division of Youth Services—							
Deficiency Appropriation—Volusia Detention Center							
3065	0906		Juvenile Detention Center, Marion County	306,590.37
3066	0907		Acquisition and Renovation of Halfway House, Ft. Lauderdale	1,083,500.00
3067	0908		Repairs and Improvements, Jacksonville Youth Development Center	535,331.00
3068	0909		Repairs and Improvements, Dozier, McPhearson and Okeechobee	267,180.50
3069	0910		Juvenile Detention Center, St. Lucie County	562,179.00
3070	0911		Pedestrian Overpass, G. Dozier School, Marianna	1,083,500.00
3071	0912		Repairs and Improvements, Detention Centers	200,049.00
3072	0913		Repairs and Improvements, Group Treatment Centers	169,817.00
3073	0914		Juvenile Detention Center, Sarasota/Manatee Region	103,070.90	188,900.00
3074	0915		Repairs and Improvements, Retardation Centers	43,500.00
Division of Retardation Services—							
3075	0916		Repairs and Improvements, Retardation Centers	834,906.70
3076	0917		Renovation of Continuous Care Unit, Orlando Sunland	127,238.00
3077	0918		Medical Service Center, Marianna Sunland	1,999,845.46
3078	0919		Client Program and Service Facilities, Marianna Sunland	44,126.00	773,600.00
3079	0920		Improvements of Electrical and Lighting Systems, Miami Sunland	1,986.00	329,900.00
3080	0921		Replacement of Clinic, Gainesville Sunland	9,067.00	400,000.00
Division of Health Services—							
3081	0922		Air Conditioning of A.G. Holley State Hospital	847,633.50

ABSTRACT OF GENERAL REVENUE APPROPRIATIONS

Adjustments	Less Appropriations in Reserve	Plus Refunds and Restorations	Total Available	DISBURSEMENTS			Total Available Unexpended	Unexpended Appropriations June 30, 1981	Line No.
				Regular	Transfers	Total			
\$ 595,711.00	\$ 441,976.00	\$	\$ 6,179,806.00	\$	\$ 5,749,564.00	\$ 5,749,564.00	\$ 430,242.00	\$ 872,218.00	3040
			50,000.00		50,000.00	50,000.00			3041
\$ 595,711.00	\$ 441,976.00	\$	\$ 6,229,806.00	\$	\$ 5,799,564.00	\$ 5,799,564.00	\$ 430,242.00	\$ 872,218.00	3042
			465,199.45	226,341.46		226,341.46	238,857.99	238,857.99	3043
			82,885.39	71,870.43		71,870.43	11,014.96	11,014.96	3044
			384,105.16	143,536.24		143,536.24	240,568.92	240,568.92	3045
	26,946.00		280,726.55	51,941.64		51,941.64	228,784.91	255,730.91	3046
			30,744.00	21,040.58		21,040.58	9,703.42	9,703.42	3047
			273.33				273.33	273.33	3048
			1,780.68	1,668.39		1,668.39	112.29	112.29	3049
	3,654.00		55,741.10	52,777.94		52,777.94	2,963.16	6,617.16	3050
			1,024.10	831.00		831.00	193.10	193.10	3051
			59,261.58	59,261.58		59,261.58			3052
			411,539.51	280,027.46		280,027.46	131,512.05	131,512.05	3053
	16,386.00		362,852.50	133,941.10		133,941.10	228,911.40	245,297.40	3054
	6,470.00		490,232.80	206,669.60		206,669.60	283,563.20	283,563.20	3055
			56,481.00	46,649.35		46,649.35	9,831.65	16,301.65	3056
			31,360.00	29,785.63		29,785.63	1,574.37	1,574.37	3057
			1,578.15	1,353.00		1,353.00	225.15	225.15	3058
			17,497.00	13,496.05		13,496.05	4,000.95	4,000.95	3059
(158,879.00)			1,057,432.74	947,864.52		947,864.52	109,568.22	109,568.22	3060
			233,673.67	57,922.29		57,922.29	175,751.38	175,751.38	3061
	11,953.00		512,557.41	475,764.11		475,764.11	36,793.30	48,746.30	3062
(500,589.00)			39,018.50	29,270.00		29,270.00	9,748.50	9,748.50	3063
	237,666.00		2,723,363.07	1,219,313.87		1,219,313.87	1,504,049.20	1,741,715.20	3064
			306,590.37	246,228.00		246,228.00	60,362.37	60,362.37	3065
			1,083,500.00	36,544.86		36,544.86	1,046,955.14	1,046,955.14	3066
(150,000.00)			385,331.00	3,684.60		3,684.60	381,646.40	381,646.40	3067
	7,512.00		259,668.50	42,059.55		42,059.55	217,608.95	225,120.95	3068
(140,000.00)			422,179.00	264,123.47		264,123.47	158,055.53	158,055.53	3069
511,018.00			1,594,518.00	66,781.75		66,781.75	1,527,736.25	1,527,736.25	3070
(62,139.00)			137,910.00	63,494.60		63,494.60	74,415.40	74,415.40	3071
	13,193.00		156,624.00	128,953.84		128,953.84	27,670.16	40,863.16	3072
	59,091.00		232,879.90	83,788.96		83,788.96	149,090.94	208,181.94	3073
	17,342.00		26,158.00	5,625.40		5,625.40	20,532.60	37,874.60	3074
			834,906.70	672,953.46		672,953.46	161,953.24	161,953.24	3075
	29,628.00		97,610.00	28,769.69		28,769.69	68,840.31	98,468.31	3076
43,619.00	70,000.00		1,973,464.46	78,108.16		78,108.16	1,895,356.30	1,965,356.30	3077
(43,619.00)	34,028.00		740,079.00	140,783.69		140,783.69	599,295.31	633,323.31	3078
	305,839.00		26,047.00	14,512.50		14,512.50	11,534.50	317,373.50	3079
	377,190.00		31,877.00	22,860.64		22,860.64	9,016.36	386,206.36	3080
	10,000.00		837,633.50	145,493.76		145,493.76	692,139.74	702,139.74	3081

ABSTRACT OF GENERAL REVENUE APPROPRIATIONS

Line No.	Dept. and Div. No.	Acct. No.	NAME OF APPROPRIATION	APPROPRIATIONS			
				Certifications from Prior Year	Less Reversions of July 1, 1980	General Appropriation Act	Other
720-729 725			GENERAL SERVICES, DEPARTMENT OF (Continued) Division of Building Construction and Maintenance—Fixed Capital Outlay (Continued)				
			Division of Health Services—(Continued)				
3082	0923		Repairs and Improvements, A.G. Holley State Hospital	\$ 76,789.50	\$	\$	\$
			Division of Children's Medical Services—				
3083	0924		Children's Medical Services Center, West Palm Beach	70,600.50	678,243.00
			Department of Highway Safety and Motor Vehicles—				
3084	0925		Communications Repair Facility, Lakeland	73,083.00
3085	0926		Office Building, Kirkman Complex, Leon County	8,037,922.46
3086	0927		Addition to Patrol Academy, Leon County	1,417,336.27
3087	0928		Acquisition of Leased Drivers License Facility, Highlands	68,349.65
3088	0929		Acquisition of Site for Drivers License Facility, Lake Placid	5,311.46
3089	0930		Repairs—Kirkman Building	51,672.90	30,000.00
			Judicial Branch—				
			Supreme Court—				
3090	0932		Repairs and Improvements, Supreme Court Building	1,364.91	4,700.00
			District Courts of Appeals—				
			First District Court of Appeal—				
3091	0933		Supplemental First District Court Building	255,000.00
			Second District Court of Appeal—				
3092	0934		Miscellaneous Improvements to Court Building	54,861.84	47,900.00
			Fifth District Court of Appeal—				
3093	0325		Fifth District Court of Appeal	769,910.20	3,849,600.00
			Department of Military Affairs—				
3094	0936		National Guard Armory, Camp Blanding	373.14
3095	0937		National Guard Armory, Ocala	17,300.00	417,100.00
			Department of Natural Resources—				
			Division of Marine Resources—				
3096	0940		Supplemental Laboratory Building, St. Petersburg	916,273.54
3097	0942		Renovation of Air Conditioning, Lab Complex, St. Petersburg	418,515.54
3098	0943		Shellfish Center—Phase II—Apalachicola	9,095.29
			General Revenue Fund				
3099	0944		Headquarters Facility, Rookery Bay National Estuarine Sanctuary (Collier County)	96,720.00
			Division of Law Enforcement—				
			Marine Patrol and Seafood Marketing Facility, St. Petersburg	284,566.50
3100	0945		Completion of the North Florida Marine Shop, Tallahassee	2,790.60
3101	0946		Renovation of Marine Patrol and Seafood Marketing Facility, Pensacola	64,025.00
3102	0947		Renovation of Marine Patrol Station	3,146.10
3103	0949		Department of State and Secretary of State				
			Division of Cultural Affairs—				
3104	0950		Acquisition and Repair—Coconut Playhouse Property	1,367,759.62	300,000.00
			Historic Pensacola Preservation Board—				
3105	0951		Acquisition of Storage Building, Pensacola	80,627.25
3106	0952		Rewiring and Plumbing—Hispanic Building	24,618.37
3107	0953		Reroofing McCullough Building Problem	21,113.14
			Ringling Museum of Art—				
3108	0954		Repair Structural Drainage Problem	122,171.73
			Department of General Services—				
			Division of Building Construction and Property Management—				
3109	6018		Florida State Capitol Complex	28,328.78
3110	6026		Electrical Distribution—Capitol Center	145,147.04
			Department of Health and Rehabilitative Services—				
			Department of State and Secretary of State—				
			Division of Library Sciences—				
3111	6108		State Archives, Library and Museum Building	14,289.61
			Department of General Services—				
3112	6211		Capitol Parking Facility and Rebuilding Waller Park	11,524.87
3113	6216		Regional Office Building in Dade County	28,644.77
3114	6217		Regional Office Building in Hillsborough County	116,366.93
			Department of General Services—				
3115	6424		Capitol Center Electrical Distribution System	31,872.36
3116	6428		Regional Office Facility—Planning, Land Acquisition and Construction— Duval County	30,430.10
3117	6429		Regional Office Facility—Planning, Land Acquisition and Construction— Escambia County	7,675.17
3118	6430		Regional Office Facility—Planning, Land Acquisition and Construction— Palm Beach County	187,377.13
3119	6431		Regional Office Facility—Planning, Land Acquisition and Construction— Broward County	144,594.78
			Department of Corrections—				
			New Institutions—				
3120	6439		Land Acquisition and Planning of Two 150 Bed Institutions in Polk, Hillsborough or Pinellas Counties	75,000.00

ABSTRACT OF GENERAL REVENUE APPROPRIATIONS

Adjustments	Less Appropriations in Reserve	Plus Refunds and Restorations	Total Available	DISBURSEMENTS			Total Available Unexpended	Unexpended Appropriations June 30, 1981	Line No.
				Regular	Transfers	Total			
	\$ 7,200.00		\$ 69,589.50	\$ 3,030.12		\$ 3,030.12	\$ 66,559.38	\$ 73,759.38	3082
	685,643.00		63,200.50	27,564.02		27,564.02	35,636.48	721,279.48	3083
2,906.00			75,989.00	65,150.17		65,150.17	10,838.83	10,838.83	3084
	1,380,002.00		6,657,920.46	4,469,530.37		4,469,530.37	2,188,390.09	3,568,392.09	3085
	255,883.00		1,161,453.27	473,535.14		473,535.14	687,918.13	943,801.13	3086
(12,295.00)	5,561.00		50,493.65	48,700.66		48,700.66	1,792.99	7,353.99	3087
(5,311.00)			.46				.46	.46	3088
			81,672.90	17,006.03		17,006.03	64,666.87	64,666.87	3089
			6,064.91	5,082.50		5,082.50	982.41	982.41	3090
	73,595.00		181,405.00	92,231.60		92,231.60	89,173.40	162,768.40	3091
	45,599.00		57,162.84	53,381.01		53,381.01	3,781.83	49,380.83	3092
	65,290.00		4,554,220.20	1,382,170.35		1,382,170.35	3,172,049.85	3,237,339.85	3093
			373.14				373.14	373.14	3094
	434,400.00							434,400.00	3095
	20,000.00		896,273.54	688,828.46		688,828.46	207,445.08	227,445.08	3096
			418,515.54	379,880.37		379,880.37	38,635.17	38,635.17	3097
			9,095.29	9,012.40		9,012.40	82.89	82.89	3098
			96,720.00	6,404.54		6,404.54	90,315.46	90,315.46	3099
	38,211.00		246,355.50	51,676.58		51,676.58	194,678.92	232,889.92	3100
			2,790.60				2,790.60	2,790.60	3101
			64,025.00	60,419.86		60,419.86	3,605.14	3,605.14	3102
			3,146.10	981.00		981.00	2,165.10	2,165.10	3103
	430,418.00		1,237,341.62	1,148,033.08		1,148,033.08	89,308.54	519,726.54	3104
	266.00		80,361.25	4,445.67		4,445.67	75,915.58	76,181.58	3105
	62.00		24,556.37	24,556.37		24,556.37		62.00	3106
			21,113.14	19,431.12		19,431.12	1,682.02	1,682.02	3107
			122,171.73	121,988.57		121,988.57	183.16	183.16	3108
			28,328.78	74.11		74.11	28,254.67	28,254.67	3109
			145,147.04	96,920.37		96,920.37	48,226.67	48,226.67	3110
			14,269.61	243.52		243.52	14,026.09	14,026.09	3111
			11,524.87	9,980.00		9,980.00	1,544.87	1,544.87	3112
			28,644.77	564.00		564.00	28,080.77	28,080.77	3113
			116,366.93	6,788.83		6,788.83	109,578.10	109,578.10	3114
			31,872.36	14,063.48		14,063.48	17,808.88	17,808.88	3115
			30,430.10	1,544.55		1,544.55	28,885.55	28,885.55	3116
			7,675.17	2,188.66		2,188.66	5,486.51	5,486.51	3117
			187,377.13	110,033.15		110,033.15	77,343.98	77,343.98	3118
			144,594.78	56,568.67		56,568.67	88,026.11	88,026.11	3119
	74,250.00		750.00	650.00		650.00	100.00	74,350.00	3120

ABSTRACT OF GENERAL REVENUE APPROPRIATIONS

Line No.	Dept. and Div. No.	Acct. No.	NAME OF APPROPRIATION	APPROPRIATIONS			
				Certifications from Prior Year	Less Reversions of July 1, 1980	General Appropriation Act	Other
	720-729 725		GENERAL SERVICES, DEPARTMENT OF (Continued) Division of Building Construction and Maintenance—Fixed Capital Outlay (Continued) Department of Corrections—(Continued) Apalachee Correctional Institution— Department of Health and Rehabilitative Services— Division of Retardation— Warehouse—Miami	5,476.78			
3121		6501	Legislative Department— Joint Legislative Management Committee— Photo Composition Office	200,000.00			
3122		6515	Department of Natural Resources— Division of Marine Resources— Marine Resources Laboratory Planning—Pinellas County	3,673.98			
3123		6517	Department of State and Secretary of State— Division of Archives, History and Records Management— Repairs of McDougall House—Tallahassee	2,614.11			
3124		6524	Department of Transportation— Division of Road Operations— Loan for Advances Interstate Construction	17,812,697.00			
3125		6526	Department of Health and Rehabilitative Services— Division of Youth Services— Inflationary Costs—County Youth Detention Projects	58,415.43			
3126		6530	Department of General Services— Repairs and Renovations—Brock and Elliot Buildings	10,727.61			
3127		7502	Elevator Renovation—Phase II, Carlton Building	4,455.63			
3128		7504	Waterproofing and Repair—Carlton Building	10,887.38			
3129		7505	Department of Corrections— Union Correctional Institution— Kitchen and Dining Facilities	82,392.54			
3130		7508	Avon Park Correctional Institution— Facility for 300 Bed Unit	250,104.90			
3131		7511	Division of Mental Health— Florida State Hospital— Improvements to Utility Systems	27,039.48			
3132		7525	Florida State Hospital, G. Pierce Wood Memorial Hospital, Northeast Florida State Hospital and South Florida State Hospital— Department of Health and Rehabilitative Services— Renovation and Repair, Training Schools	27,010.55			
3133		7609	Renovation and Conversion of W.T. Edwards Hospital to District Office Facility	232,486.79			
3134		7611	Security Fence—Florida School for Boys—Okeechobee	41,187.71			
3135		7612					
3136		7617					
3137		7626	Major Repairs and Renovations, Northeast Florida State Hospital	30,338.31			
3138		7627	Major Repairs and Renovations, South Florida State Hospital	16,799.55			
3139		7629	Renovation of Cottage Air Conditioning, Gainesville Sunland	5,652.03			
3140		7632	Hospital Renovation, Santa Rosa County	2,262.52			
3141		7639	Department of Corrections— New Institution for 900 Inmates—Polk County	34,926.43			
3142		7640	Institution for 900 Inmates—Baker County	1,109,182.35			
3143		7645	Addition to Sewage System, Avon Park	7,836.21			
3144		7647	Major Repairs and Improvements—Florida State Prison	49,104.99			
3145		7648	Replacement of Boiler—Florida State Prison	8,724.60			
3146		7649	Addition to Confinement Facilities—Women's Unit	38,762.48			
3147		7702	Department of Agriculture and Consumer Services— Division of Forestry— Relocation of District Facilities	76,339.00			
3148		7703	Planning and Engineering for Forestry Building and Administrative Facilities, Laboratory Complex	2,031.50			
3149		7704	Department of Commerce— Division of Tourism— I-75 Welcome Station, Jennings	51,458.93			
3150		7708	Department of Community Affairs— Division of Disaster Preparedness— Addition to Regional Office, Panama City	4,638.06			
3151		7710	Department of General Services— Division of Building Construction and Property Management— Furnishings for Public Areas, New Capitol	11,401.71			
3152		7712	Provisions for Handicapped, Knott Building	8,600.00			
3153		7714	Purchase of State Office Buildings in Leon County	84,081.78			
3154		7717	Department of Health and Rehabilitative Services— Purchase of State Center, Titusville	31,832.00			
3155		7718	Purchase of Group Treatment Facility, Duval	2,083.52			
3156		7719	Purchase of Group Treatment Facility, Seminole	56,499.29			

ABSTRACT OF GENERAL REVENUE APPROPRIATIONS

Adjustments	Less Appropriations in Reserve	Plus Refunds and Restorations	Total Available	DISBURSEMENTS			Total Available Unexpended	Unexpended Appropriations June 30, 1981	Line No.
				Regular	Transfers	Total			
			5,476.78				5,476.78	5,476.78	3121
			200,000.00	177,731.35		177,731.35	22,268.65	22,268.65	3122
			3,673.98	3,673.98		3,673.98			3123
	617.61		1,996.50				1,996.50	2,614.11	3124
	17,812,697.00							17,812,697.00	3125
			58,415.43	44,398.81		44,398.81	14,016.62	14,016.62	3126
	9,025.00		1,702.61				1,702.61	10,727.61	3127
	2,206.00		2,249.63				2,249.63	4,455.63	3128
	7,288.00		3,599.38				3,599.38	10,887.38	3129
	2,524.00		79,868.54	31,641.39		31,641.39	48,227.15	50,751.15	3130
	160.00		249,944.90	214,388.27		214,388.27	35,556.63	35,716.63	3131
(27,000.00)			39.48	15.00		15.00	24.48	24.48	3132
	13,683.00		13,327.55	575.87		575.87	12,751.68	26,434.68	3133
			232,486.79	220,354.24		220,354.24	12,132.55	12,132.55	3134
			41,187.71	37,786.51		37,786.51	3,401.20	3,401.20	3135
				7,311.85		7,311.85	16,826.46	23,026.46	3136
	6,200.00		24,138.31	16,799.55		16,799.55			3137
			16,799.55	5,652.03		5,652.03			3138
			5,652.03	2,262.00		2,262.00	.52	.52	3139
			2,262.52	11,463.74		11,463.74	23,462.69	23,462.69	3140
			34,926.43	921,848.20		921,848.20	187,334.15	187,334.15	3141
			1,109,182.35	16,667.85		16,667.85	61,644.27	61,644.27	3142
			78,312.12						
			7,836.21				7,836.21	7,836.21	3143
			49,104.99	936.25		936.25	48,168.74	48,168.74	3144
	2,169.79		6,554.81				6,554.81	8,724.60	3145
			38,762.48	23,996.57		23,996.57	14,765.91	14,765.91	3146
2,031.50			78,370.50	7,444.09		7,444.09	70,926.41	70,926.41	3147
(2,031.50)									3148
			51,458.93	37,174.93		37,174.93	14,284.00	14,284.00	3149
			4,638.06	4,638.06		4,638.06			3150
	9,862.00		1,539.71	1,405.60		1,405.60	134.11	9,996.11	3151
	8,600.00							8,600.00	3152
			84,081.78	50,298.46		50,298.46	33,783.32	33,783.32	3153
17,450.00			49,282.00	49,281.18		49,281.18	.82	.82	3154
			2,083.52	1,412.36		1,412.36	671.16	671.16	3155
(17,450.00)			39,049.29	37,970.93		37,970.93	1,078.36	1,078.36	3156

ABSTRACT OF GENERAL REVENUE APPROPRIATIONS

Line No.	Dept. and Div. No.	Acct. No.	NAME OF APPROPRIATION	APPROPRIATIONS			
				Certifications from Prior Year	Less Reversions of July 1, 1980	General Appropriation Act	Other
720-729			GENERAL SERVICES, DEPARTMENT OF (Continued)				
725			Division of Building Construction and Property Management—Fixed Capital Outlay: (Continued)				
			Department of Health and Rehabilitative Services—(Continued)				
3157	7720		Renovation and Air Conditioning Building 29, Florida State Hospital	5,456.75			
3158	7722		Major Repairs and Improvements, G. Pierce Wood Memorial Hospital	25,340.48			
3159	7724		Sunland Recreation Park—Phase V, Port St. Joe	6,824.27			
3160	7726		Planning the Renovation of the Main Building, Tallahassee Sunland	357.75			
3161	7727		Major Repairs and Renovations, W.T. Edwards Complex	12,876.24			
3162	7729		Renovation of Electrical System, Group Treatment Facility, Orange	3,038.20			
3163	7731		Renovation of ICR Cottages for 428 Clients, Sunland Centers	79,834.81			
3164	7735		Completion of Air Conditioning, South Florida State Hospital, North Florida State Hospital, Florida State Hospital	355,643.44			
3165	7737		Repairs and Improvements to the Electrical Distribution System, Florida State Hospital	40,185.73			
3166	7741		Renovation of Sheltered Workshop, Orlando Sunland	2,008.45			
3167	7743		Renovation of Regional Lab for Licensure, A.G. Holley State Hospital	10,808.00			
			Department of Highway Safety and Motor Vehicles—				
3168	7751		Patrol Station and Driver License Office, Cross City	105.13			
3169	7752		Patrol Station and Driver License Office, Crestview	467.29			
			Judicial Branch—				
			Supreme Court—				
3170	7755		Renovation and Improvement of Air Conditioning System, Supreme Court Building	33,330.47			
			Department of Military Affairs—				
3171	7765		National Guard Armory, Miami	395,587.50			
3172	7766		Planning for National Guard Armory, West Palm Beach	6,628.27			
			Department of Natural Resources—				
			Division of Marine Resources—				
	7769		Office Building and Laboratory, Franklin County	6,523.61			
			Division of Law Enforcement—				
3174	7770		Marine Maintenance Shop, Tallahassee	539.78			
			Department of State and Secretary of State—				
			Division of Corporations—				
			Department of General Services—				
3175	7773		Restoration and Preservation of Old Capitol	4,974,738.23			
			Department of Agriculture and Consumer Services—				
			Division of Forestry—				
3176	7809		Boundary Fence, Talquin Forest	5,642.76			
			Game and Fresh Water Fish Commission—				
3177	7810		Six Radio Antenna Support Structures	31,447.92			
3178	7811		Regional Office Annex, Ocala	82,928.80			
3179	7813		Office Building, Okeechobee	108,475.91			
3180	7814		Improvements to Bryant Building	10,382.03			
			Department of General Services—				
			Division of Building Construction and Property Management—				
3181	7815		Facilities to Accommodate the Handicapped	49,121.18			
3182	7816		Improvements to Carlton Building	14,799.51			
3183	7817		Acquisition of Land, Capitol Center and Environs of Governor's Mansion	189,023.74			
3184	5818		Improvements to Graham Building, Miami	69,419.73			
3185	5819		Comprehensive and Long Range Plan for the Capitol Center—Phase 11	124,529.79			
3186	7820		Solar Energy Utilization (ERDA) Pilot Project, Johns Building	35,722.62			
3187	7821		Demolition, Whitfield, Miles Johnson and Center Buildings	10,858.46			
3188	7822		Tallahassee—Donald L. Tucker Civic Center	5,910,000.00			
3189	7823		Energy Conservation, State Office Buildings	19,030.17			
3190	7824		Senate Crosswalk to New Capitol	88,486.00			
			Department of Health and Rehabilitative Services—				
			Fixed Equipment—Health Laboratory, Tallahassee—				
3191	7826		Correction of Licensure and Certification Deficiencies State Mental Hospitals ..	1,743,215.31			
3192	7827		Renovation to Provide an Extended Care Facility—Florida State Hospital	27,949.22			
3193	7828		Renovation of Facilities for the Retarded Defendant/Offender	156,409.59			
3194	7829		Conversion of Air Conditioning and Heating Systems, Gainesville Sunland	15,219.38			
3195	7830		Human Services, Belle Glade	888,161.44			
3196	7831		Regional Juvenile Detention Centers	290,708.66			
3197	7832		Regional Detention Center—Volusia	1,205,713.76			
3198	7833		Regional Detention Center—Seminole Expansion	446,205.90			
3199	7834		Regional Detention Center—Pinellas	7,151.31			
3200	7835		Major Repairs and Improvements, State Mental Hospitals	338,336.82			
3201	7836		Roof Replacement, Miami Sunland	37,831.48			
3202	7837		Repairs and Improvements, Group Treatment Centers	255,774.34			
3203	7838		Expand Cafeteria, Ft. Myers Sunland	74,824.70			
3204	7839		Repairs and Improvements, Detention Centers	17,897.86			
3205	7840		Repairs and Improvements of Retardation Centers, Jacksonville and St. Petersburg	16,472.14			

ABSTRACT OF GENERAL REVENUE APPROPRIATIONS

Adjustments	Less Appropriations in Reserve	Plus Refunds and Restorations	Total Available	DISBURSEMENTS			Total Available Unexpended	Unexpended Appropriations June 30, 1981	Line No.
				Regular	Transfers	Total			
			5,456.75	5,456.75		5,456.75			3157
(24,650.00)			690.48	687.68		687.68	2.80	2.80	3158
			6,824.27	6,824.27		6,824.27			3159
			357.75	357.75		357.75			3160
			12,876.24				12,876.24	12,876.24	3161
			3,038.20	3,038.20		3,038.20			3162
			79,834.81	64,982.94		64,982.94	14,851.87	14,851.87	3163
			355,643.44	299,952.94		299,952.94	55,690.50	55,690.50	3164
(18,436.00)			21,749.73	21,749.12		21,749.12	.61	.61	3165
			2,008.45	2,008.45		2,008.45			3166
			10,808.00	355.32		355.32	10,452.68	10,452.68	3167
			105.13	105.00		105.00	.13	.13	3168
			467.29	337.10		337.10	130.19	130.19	3169
			33,330.47	12,500.00		12,500.00	20,830.47	20,830.47	3170
	165,088.00		230,499.50	150,771.18		150,771.18	79,728.32	244,816.32	3171
			6,628.27	6,628.27		6,628.27			3172
			6,523.61	5,730.68		5,730.68	792.93	792.93	3173
			539.78				539.78	539.78	3174
	103,411.00		4,871,327.23	2,876,345.62		2,876,345.62	1,994,981.61	2,098,392.61	3175
			5,642.76	4,537.05		4,537.05	1,105.71	1,105.71	3176
			31,447.92	11,261.15		11,261.15	20,186.77	20,186.77	3177
			82,928.80	82,717.56		82,717.56	211.24	211.24	3178
			108,475.91	107,623.55		107,623.55	852.36	852.36	3179
			10,382.03	10,125.00		10,125.00	257.03	257.03	3180
			49,121.18	43,700.24		43,700.24	5,420.94	5,420.94	3181
	14,316.00		483.51				483.51	14,799.51	3182
	21,133.00		167,890.74	140,873.76		140,873.76	27,016.98	48,149.98	3183
	17,342.00		52,077.73	41,044.68		41,044.68	11,033.05	28,375.05	3184
	32,475.00		92,054.79	36,689.04		36,689.04	55,365.75	87,840.75	3185
	35,123.00		599.62				599.62	35,722.62	3186
	6,103.00		4,755.46				4,755.46	10,858.46	3187
	967,000.00		4,943,000.00	2,794,986.08		2,794,986.08	2,148,013.92	3,115,013.92	3188
	18,457.00		573.17				573.17	19,030.17	3189
	87,099.00		1,387.00				1,387.00	88,486.00	3190
			1,743,215.31	1,668,355.93		1,668,355.93	74,859.38	74,859.38	3191
			27,949.22	27,949.22		27,949.22			3192
	76,066.00		80,343.59	57,385.73		57,385.73	22,957.86	99,023.86	3193
			15,219.38	15,094.01		15,094.01	125.37	125.37	3194
			888,161.44	885,901.25		885,901.25	2,260.19	2,260.19	3195
90,641.00			381,349.68	288,999.68		288,999.68	92,350.00	92,350.00	3196
			1,205,713.76	1,170,116.69		1,170,116.69	35,597.07	35,597.07	3197
	15,600.00		430,605.90	376,853.30		376,853.30	53,752.60	69,352.60	3198
			7,151.31	7,151.31		7,151.31			3199
			338,336.82	180,952.35		180,952.35	157,384.47	157,384.47	3200
			37,831.48	8,322.55		8,322.55	29,508.93	29,508.93	3201
			255,774.34	226,979.28		226,979.28	28,795.06	28,795.06	3202
	8,208.00		66,616.70	62,569.05		62,569.05	4,047.65	12,255.65	3203
	1,035.00		16,862.86	7,903.86		7,903.86	8,959.00	9,994.00	3204
(5,055.00)			11,417.14	1,138.70		1,138.70	10,278.44	10,278.44	3205

ABSTRACT OF GENERAL REVENUE APPROPRIATIONS

Line No.	Dept. and Div. No.	Acct. No.	NAME OF APPROPRIATION	APPROPRIATIONS			
				Certifications from Prior Year	Less Reversions of July 1, 1980	General Appropriation Act	Other
720-729			GENERAL SERVICES, DEPARTMENT OF (Continued)				
	725		Division of Building Construction and Maintenance—Fixed Capital Outlay: (Continued)				
			Department of Health and Rehabilitative Services—(Continued)				
3206	7842		Repairs and Renovations of Pearl Street Complex, Jacksonville	331,091.80			
3207	7843		Renovation of Sewer System, Gainesville Sunland	22,814.87			
3208	7845		Acquisition of Duval House, Jacksonville	15,683.45			
3209	7846		Safety Fence, South Florida State Hospital	5,574.00			
3210	7848		Replacement of Air Conditioning—Dental and Pharmacy, G.P. Woods Hospital	43,880.99			
3211	7849		Repair and Renovation of Gymnasium, Dozier School	28,000.00			
3212	7850		Improvements for Collocation, Quincy-Marianna—Jacksonville	440,729.02			
3213	7852		Repairs to Water Plant, South Florida State Hospital	6,218.50			
3214	7855		Renovation of Annex Building, Tallahassee Sunland	7,024.39			
3215	7857		Water Treatment System, Okeechobee	297,814.44			
3216	7858		Replacement of Roof—Laundry Building, W.T. Edwards	7,676.00			
3217	7859		Replacement of Windows, A.G. Holley State Hospital	82,320.91			
3218	7860		Gymnasium, Marianna Sunland	237,279.20			
3219	7862		Recreation Park for the Handicapped—St. Joseph Peninsula Phase VI Additional Facilities, Kirkman Building, Tallahassee	541,269.10			
3220	7864		Driver License Mobile Offices				
3221	7865		Patrol, Driver Licenses and Motor Vehicle Offices, Bradenton	243,713.52			
3222	7866		Patrol and Drivers License Office, Brooksville	321,536.02			
3223	7867		Florida Highway Patrol Station—Escambia	51,879.04			
			Judicial Branch—				
			Supreme Court—				
			Replacement of Air Handling Units, Supreme Court Building				
			District Courts of Appeal—				
			First District Court of Appeal—				
3224	7869		First District Court Building, Tallahassee	1,216,122.29			
			Department of Natural Resources—				
			Division of Law Enforcement—				
3225	7875		Storage Building and Security Compound, District Ten	21,459.33			
3226	7876		Marine Patrol Boat Dock, District Six	11,301.05			
3227	7877		Marine Patrol Station, District Eight, Duval County	123,908.19			
3228	7878		Marine Maintenance Shop, Southeast Florida	326,361.26			
			Department of Corrections—				
3229	7880		Correction of Fire Safety Deficiencies, Community Facilities	2,255.75			
3230	7881		Supplemental—Previously Funded Projects	913,651.06			
			Zephyrhills Correctional Institution—				
3231	7882		Land Acquisition and Improvements Glades Correctional Institution—	55,483.33			
3232	7883		Addition to Confinement Facilities	127,216.50			
3233	7884		Additions and Renovation, Security	209,698.00			
3234	7885		Renovation of Housing Facilities	59,888.00			
3235	7886		Miscellaneous Repairs and Renovations	261,654.17			
			Hendry Correctional Institution—				
3236	7887		Mobile Home Park	166,445.00			
			Reception and Medical Center				
3237	7888		Miscellaneous Repairs and Improvements Apalachee Correctional Institution—	6,858.10			
3238	7889		Major Repairs and Renovations Avon Park Correctional Institution—	26,899.76			
3239	7890		Miscellaneous Repairs and Renovations	56,164.50			
			Florida State Prison—				
3240	7891		Renovation of Controls on Heating and Ventilation Systems Apalachee Correctional Institution—	4,199.98			
3241	7892		Renovation of Electrical Distribution System River Junction Correctional Institution—	26,474.99			
3242	7894		Miscellaneous Repairs and Renovations Road Prisons—	34,834.78			
3243	7895		Miscellaneous Repairs and Renovations Community Correctional Centers—	444,693.78			
3244	7896		Miscellaneous Repairs and Renovations Florida State Prison and Union Correctional Institution—	56,263.39			
3245	7897		Improvement to Sewage Plant Lake Correctional Institution—	522,180.92			
3246	7898		Water Supply and Storage System Florida Correctional Institution—	109,965.91			
3247	7899		Replacement of Roof and Floor Covering	65,189.46			
			Department of Agriculture and Consumer Services and Commissioner of Agriculture				
			Division of Inspection—				
			Replacement of Inspection Station, Ellaville, Suwannee County				
			Division of Animal Husbandry—				
3248	7904		Renovation for Virus Laboratory, Kissimmee	47,535.00			

ABSTRACT OF GENERAL REVENUE APPROPRIATIONS

Adjustments	Less Appropriations in Reserve	Plus Refunds and Restorations	Total Available	DISBURSEMENTS			Total Available Unexpended	Unexpended Appropriations June 30, 1981	Line No.
				Regular	Transfers	Total			
			331,091.80	294,249.81		294,249.81	36,841.99	36,841.99	3206
(15,500.00)			7,314.87	3,397.26		3,397.26	3,917.61	3,917.61	3207
			15,683.45	2,252.28		2,252.28	13,431.17	13,431.17	3208
			5,574.00				5,574.00	5,574.00	3209
			43,880.99	39,800.00		39,800.00	4,080.99	4,080.99	3210
			28,000.00	16,981.10		16,981.10	11,018.90	11,018.90	3211
	15,495.00		425,234.02	410,767.35		410,767.35	14,466.67	29,961.67	3212
			6,218.50	6,218.50		6,218.50			3213
			7,024.39	6,508.39		6,508.39	516.00	516.00	3214
	9,730.00		288,084.44	270,249.00		270,249.00	17,835.44	27,565.44	3215
			7,676.00	3,126.07		3,126.07	4,549.93	4,549.93	3216
			82,320.91	71,774.35		71,774.35	10,546.56	10,546.56	3217
			237,279.20	236,010.36		236,010.36	1,268.84	1,268.84	3218
	164,234.00		377,035.10	271,479.05		271,479.05	105,556.05	269,790.05	3219
36.00	36.00							36.00	3220
452.00	53,575.00		190,590.52	185,046.64		185,046.64	5,543.88	59,118.88	3221
4,212.00			325,748.02	318,101.01		318,101.01	7,647.01	7,647.01	3222
			51,879.04	51,832.09		51,832.09	46.95	46.95	3223
			1,216,122.29	1,216,122.29		1,216,122.29			3224
			21,459.33	13,823.00		13,823.00	7,636.33	7,636.33	3225
			11,301.05	72.55		72.55	11,228.50	11,228.50	3226
			123,908.19	116,435.54		116,435.54	7,472.65	7,472.65	3227
			326,361.26	316,828.49		316,828.49	9,532.77	9,532.77	3228
			2,255.75	1,764.10		1,764.10	491.65	491.65	3229
			913,651.06	903,388.14		903,388.14	10,262.92	10,262.92	3230
			55,483.33	55,483.33		55,483.33			3231
			127,216.50	34,682.80		34,682.80	92,533.70	92,533.70	3232
			209,698.00	59,119.30		59,119.30	150,578.70	150,578.70	3233
			59,888.00	35,103.18		35,103.18	24,784.82	24,784.82	3234
			261,654.17	25,267.50		25,267.50	236,386.67	236,386.67	3235
			166,445.00	160,032.45		160,032.45	6,412.55	6,412.55	3236
			6,858.10	6,858.10		6,858.10			3237
			26,899.76	26,841.39		26,841.39	58.37	58.37	3238
			56,164.50	660.18		660.18	55,504.32	55,504.32	3239
			4,199.98	81.83		81.83	4,118.15	4,118.15	3240
			26,474.99	8,481.74		8,481.74	17,993.25	17,993.25	3241
			34,834.78	28,151.17		28,151.17	6,683.61	6,683.61	3242
			444,693.78	273,278.01		273,278.01	171,415.77	171,415.77	3243
			56,263.39	27,205.97		27,205.97	29,057.42	29,057.42	3244
			522,180.92	522,180.92		522,180.92			3245
	78,604.00		31,361.91	27,881.50		27,881.50	3,480.41	82,084.41	3246
			65,189.46	23,922.67		23,922.67	41,266.79	41,266.79	3247
			47,535.00	45,928.30		45,928.30	1,606.70	1,606.70	3248

ABSTRACT OF GENERAL REVENUE APPROPRIATIONS

Line No.	Dept. and Div. No.	Acct. No.	NAME OF APPROPRIATION	APPROPRIATIONS			
				Certifications from Prior Year	Less Reversions of July 1, 1980	General Appropriation Act	Other
720-729 725			GENERAL SERVICES, DEPARTMENT OF (Continued) Division of Building Construction and Maintenance—Fixed Capital Outlay (Continued) Department of Agriculture and Consumer Services and Commissioner of Agriculture (Continued) Division of Animal Husbandry—(Continued)				
3249		7905	Addition to Diagnostic Laboratory, Cottondale	272.98			
3250		7906	Addition to Diagnostic Laboratory, Miami Springs	2,795.43			
			Division of Plant Industry				
3251		7907	Addition to Doyle Conner Building, Gainesville Complex	34,510.94		1,172,900.00	
3252		7908	Heating System, Florida Citrus Arboretum, Winter Haven	7,036.46			
3253		7909	Improvements to Entomology Museum, Doyle Conner Building, Gainesville	29,550.00			
3254		7910	Repairs to Ceiling, Doyle Conner Building, Gainesville	3,940.00			
			Division of Forestry				
3255		7911	Forestry Building and Administrative Facilities, Lab Complex	3,126,551.91			
3256		7913	Vehicle Maintenance Shop and Warehouse, Okeechobee	24,127.90			
3257		7914	Vehicle Maintenance Shop, Bradenton	75,319.77			
3258		7915	Vehicle Maintenance Shop and Office, Stuart Work Center	11,533.85			
3259		7916	Recreational Facilities, Hog Island, with Lacochee State Forest	37,010.62			
3260		7918	District Office, Orlando	147,296.91			
3261		7919	Recreational Facilities, Colonel Robins Nature Trail	8,605.35			
3262		7920	Well and Pump, DeLeon Work Center	5,252.76			
3263		7925	Fences, Bunnell and Blackwater River State Forest	234.98			
			Department of Corrections				
2364		7926	Correction of Fire Safety Deficiencies, Statewide	147,750.00			
3265		7927	Improvements to Sewage System, Florida State Prison and Union Correctional Institution	1,029,620.50		250,000.00	
3266		7928	Confinement Facility, Apalachee Correctional Institution (West Union)	344,057.00			
3267		7932	Hendry Correctional Institution—Phase III	1,332,212.50			
3268		7933	Repairs and Improvement, Community Correctional Centers	161,778.00			
3269		7934	Repairs and Improvements, Road Prisons and Vocational Centers	721,216.90			
3270		7935	Renovation of Utility Plants, Sumter Correctional Institution	337,559.50			
3271		7936	Repairs and Improvements, Florida State Prison	219,191.00		27,700.00	
3272		7937	Improvements to Kitchen, Glades Correctional Institution	15,737.00		173,500.00	
3273		7938	Repairs and Improvements, Reception and Medical Center	289,728.98		300,000.00	
3274		7939	Box Factory, Marion Correctional Institution	477,546.50			
3275		7940	Confinement Building, Dade Correctional Institution	253,352.50			
3276		7941	Repairs and Improvements, River Junction Correctional Institution	61,059.00		220,800.00	
3277		7942	Conversion to Wood Fired Boilers, Union Correctional Institution and Florida State Prison	5,656.00			
3278		7943	Repairs and Improvements, Sumter Correctional Institution	109,621.50		122,500.00	
3279		7944	Repairs and Improvements, Hillsborough Correctional Institution	23,557.00		222,200.00	
3280		7945	Renovation of Electrical Systems, Union Correctional Institution	260,360.00			
3281		7946	Electrical Distribution, Florida Correctional Institution	64,800.00			
3282		7947	Vegetable Processing and Storage Facilities, Marion Correctional Institution	14,735.00		244,500.00	
3283		7948	Repairs and Improvements, Brevard Correctional Institution	175,601.50			
3284		7949	Water Access for Fire Hydrants—Dade Correctional Institution	24,602.00			
3285		7950	Addition to the Bachelor Office Quarters, Glades Correctional Institution	333,987.50			
3286		7951	Roofing of Building 19, Marion Correctional Institution	70,848.00			
3287		7952	Conversion of Lancaster Training School	805,091.36			
3288		7953	Ft. Myers Community Correctional Center	681,935.00			
			Game and Fresh Water Fish Commission—				
3289		7957	Exotic Fish Research Laboratory, Boca Raton	168,645.00			
3290		7958	Six Radio Antenna Support Structures	78,787.22		70,000.00	
3291		7959	Renovation of Air Conditioning Equipment, Bryant Building	10,306.00			
3292		7960	Parking Facilities, Panama City Regional Office	23,517.69			
3293		7961	Analysis of Requirements for Restoration of Wildlife Management Areas	24,625.00			
3294		7962	Exterior Painting, Bryant Building	34,757.72			
3295		7963	Renovation of Field Office, Orlando	31,754.00			
3296		7964	Expansion of Fisheries Research Lab Offices, Eustis	26,844.00			
3297		7965	Equipment Storage Building, Defuniak Springs	2,742.00			
3298		7966	Target Range, Broward County	301,386.00			
			Department of General Services—				
			Division of Building Construction and Property Management				
3299		7968	Covering of Asbestos Ceiling, Carlton Building	41,007.58			
3300		7969	Repairs and Improvements, State Office Building	718,616.29			
3301		7970	Correction of Fire Safety Deficiencies, Capitol Center Buildings	135,231.79			
3302		7971	Provisions for Handicapped Accessibility, State Office Buildings	65,144.00		80,000.00	
3303		7972	Fire Protection of Electronic Data Processing Center, Carlton Building	96,728.69			
3304		7973	Fire Protection of Electronic Data Processing Sub-Center, Larson Building	14,598.34			
3305		7976	Renovation of Fifth and Sixth Floors, and Refurbishing of Public Spaces, Larson Building	49,250.00			
3306		7977	Furnishings—Public Lobbies and Conference Rooms/Seven Regional Office Buildings	196,940.19			
3307		7978	Renovation of Carlton Building	1,403,385.00			

ABSTRACT OF GENERAL REVENUE APPROPRIATIONS

Adjustments	Less Appropriations in Reserve	Plus Refunds and Restorations	Total Available	DISBURSEMENTS			Total Available Unexpended	Unexpended Appropriations June 30, 1981	Line No.
				Regular	Transfers	Total			
			272.98				272.98	272.98	3249
			2,795.43	1,375.85		1,375.85	1,419.58	1,419.58	3250
27,730.00	43,375.00		1,191,765.94	939,441.20		939,441.20	252,324.74	295,699.74	3251
			7,036.46	6,821.19		6,821.19	215.27	215.27	3252
(27,730.00)			1,820.00	1,820.00		1,820.00			3253
			3,940.00	1,880.00		1,880.00	2,060.00	2,060.00	3254
	387,367.00		2,739,184.91	1,126,270.60		1,126,270.60	1,612,914.31	2,000,281.31	3255
13,500.00			37,627.90	24,468.65		24,468.65	13,159.25	13,159.25	3256
			75,319.77	69,297.62		69,297.62	6,022.15	6,022.15	3257
809.37			12,343.22	12,336.84		12,336.84	6.38	6.38	3258
			37,010.62	34,561.38		34,561.38	2,449.24	2,449.24	3259
(13,500.00)			133,796.91	123,017.36		123,017.36	10,779.55	10,779.55	3260
			8,605.35	4,511.06		4,511.06	4,094.29	4,094.29	3261
(809.37)			4,443.39	4,443.39		4,443.39			3262
			234.98	233.01		233.01	1.97	1.97	3263
			147,750.00	43,108.94		43,108.94	104,641.06	104,641.06	3264
	914,265.00		365,355.50	224,673.23		224,673.23	140,682.27	1,054,947.27	3265
			344,057.00	32,774.59		32,774.59	311,282.41	311,282.41	3266
	373,928.00		958,284.50	57,790.35		57,790.35	900,494.15	1,274,422.15	3267
			161,778.00	96,828.10		96,828.10	64,949.90	64,949.90	3268
	130,440.00		590,776.90	220,151.45		220,151.45	370,625.45	501,065.45	3269
			337,559.50	207,003.41		207,003.41	130,556.09	130,556.09	3270
	55,772.00		191,119.00	69,109.70		69,109.70	122,009.30	177,781.30	3271
	167,223.00		22,014.00	16,108.90		16,108.90	5,905.10	173,128.10	3272
	34,253.00		555,475.98	273,602.41		273,602.41	281,873.57	316,126.57	3273
	15,740.00		461,806.50	426,498.86		426,498.86	35,307.64	51,047.64	3274
			253,352.50	14,563.60		14,563.60	238,788.90	238,788.90	3275
	147,345.00		134,514.00	28,955.66		28,955.66	105,558.34	252,903.34	3276
	4,164.00		1,492.00				1,492.00	5,656.00	3277
	88,801.00		143,320.50	28,147.14		28,147.14	115,173.36	203,974.36	3278
	42,056.00		203,701.00	72,208.29		72,208.29	131,492.71	173,548.71	3279
	20,522.00		239,838.00	230,530.81		230,530.81	9,307.19	29,829.19	3280
			64,800.00	47,942.58		47,942.58	16,857.42	16,857.42	3281
			259,235.00	26,206.27		26,206.27	233,028.73	233,028.73	3282
	84,576.00		91,025.50	58,981.45		58,981.45	32,044.05	116,620.05	3283
			24,602.00	23,270.31		23,270.31	1,331.69	1,331.69	3284
			333,967.50	16,566.75		16,566.75	317,420.75	317,420.75	3285
			70,848.00	9,005.22		9,005.22	61,842.78	61,842.78	3286
	83,970.00		721,121.36	422,231.82		422,231.82	298,889.54	382,859.54	3287
	12,503.00		669,432.00	484,190.71		484,190.71	185,241.29	197,744.29	3288
	4,795.00		163,850.00	100,174.76		100,174.76	63,675.24	68,470.24	3289
	68,950.00		79,837.22	66,083.56		66,083.56	13,753.66	82,703.66	3290
13,743.00			24,049.00	17,086.28		17,086.28	6,962.72	6,962.72	3291
			23,517.69	23,515.80		23,515.80	1.89	1.89	3292
	24,525.00		100.00				100.00	24,625.00	3293
(13,743.00)	4,934.00		16,080.72	12,948.00		12,948.00	3,132.72	8,066.72	3294
			31,754.00	21,963.26		21,963.26	9,790.74	9,790.74	3295
			26,844.00	25,060.31		25,060.31	1,783.69	1,783.69	3296
			2,742.00	2,742.00		2,742.00			3297
			301,386.00	161,309.10		161,309.10	140,076.90	140,076.90	3298
(15,000.00)	1,352.00		24,655.58	23,500.00		23,500.00	1,155.58	2,507.58	3299
	46,031.00		672,585.29	203,952.93		203,952.93	468,632.36	514,663.36	3300
	56,090.00		79,141.79	41,546.92		41,546.92	37,594.87	93,684.87	3301
	68,341.00		76,803.00	66,211.26		66,211.26	10,591.74	78,932.74	3302
(5,915.00)	2,894.00		87,919.69	83,229.57		83,229.57	4,690.12	7,584.12	3303
5,915.00			20,513.34	19,537.95		19,537.95	975.39	975.39	3304
15,000.00			64,250.00	59,564.11		59,564.11	4,685.89	4,685.89	3305
	108,806.00		88,134.19	38,335.68		38,335.68	49,798.51	158,604.51	3306
	262,571.00		1,140,814.00	118,128.46		118,128.46	1,022,685.54	1,285,256.54	3307

ABSTRACT OF GENERAL REVENUE APPROPRIATIONS

Line No.	Dept. and Div. No.	Acct. No.	NAME OF APPROPRIATION	APPROPRIATIONS			
				Certifications from Prior Year	Less Reversions of July 1, 1980	General Appropriation Act	Other
720-729 725			GENERAL SERVICES, DEPARTMENT OF (Continued)				
			Division of Building Construction and Property Management—Fixed Capital Outlay: (Continued)				
			Department of General Services—(Continued)				
			Division of Building Construction and Property Management (Continued)				
3308	7980		Surplus Property Warehouse, Tallahassee	122,133.00		354,000.00	
3309	7981		Additional Access for Capitol Center Parking	10,183.44			
3310	7982		Development and Parking, Sites of Miles Johnson Center and Whitfield Buildings	147,750.00			
3311	7983		Land Acquisition, Capitol Center and Environs of the Governor's Mansion	248,125.00		250,000.00	
3312	7985		Relocation of Capitol Center Motor Pool	85,686.00		396,000.00	
3313	7987		Additional Facilities—Planning Commonwealth Site, Leon County Parking Facility Demick Building	986,265.46			
			Department of Health and Rehabilitative Services—				
			Office of the Assistant Secretary for Administrative Services—				
3314	7988		Renovations for Handicapped Accessibility	197,000.00		200,000.00	
			Office of the Assistant Secretary for Operations—				
3315	7989		Repairs and Improvements, State Laboratories	663,222.00			
3316	7990		New Laboratory, Lantana	1,901,384.21			
			District Administration—				
3317	7991		Repairs and Improvements to Office Buildings, Panama City and Jacksonville	74,134.00		88,000.00	
3318	7992		Renovation of Client Services Center, St. Petersburg	455,972.27		77,000.00	
3319	7993		Improvements to W.T. Edwards Facilities, Tampa	84,961.00		66,500.00	
3320	7994		Supplemental Office Building, Quincy	92,235.00			
			Division of Mental Health Services—				
3321	7995		Secure Isolation Unit, NFETC	195,910.50			
3322	7997		Completion of Air Conditioning, FSH and SFSH	295,822.13		6,356,000.00	
3323	7998		Correction of Licensure and Certification Deficiencies, NFETC	177,294.00			
			Department of Agriculture and Consumer Services, Commissioner of Agriculture				
			Division of Marketing				
3324	8001		Reconstruct Relocate Pompano State Farmer's Market			5,229,410.00	
			Division of Plant Industry—				
3325	8002		Addition to Pathology Laboratory—Doyle Conner Building, Gainesville			5,500.00	
			Division of Forestry				
3326	8003		District Office, Gainesville			149,900.00	
3327	8004		Recreational Facilities, Hog Island, Withlacoochee State Forest			45,150.00	
3328	8005		Recreational Facilities, River Junction, Withlacoochee State Forest			37,625.00	
3329	8006		Pavillion, McKethan Lake, Withlacoochee State Forest			7,848.00	
			Department of Corrections				
3330	8008		Volusia Correctional Institution—Phase II			1,284,800.00	
3331	8009		Polk Correctional Institution—Phase III			600,700.00	
3332	8010		Niceville Road Prison—Replacement Beds			1,600,000.00	
			Department of Health and Rehabilitative Services				
			Division of Mental Health Services				
3333	8012		Repair and Improvements, Mental Health Facilities			1,902,850.00	
			Department of Military Affairs				
3334	8013		National Guard Armory, Plant City			17,300.00	
			Department of Natural Resources				
3335	8014		Warehouse and Equipment Storage Facility, Commonwealth Site, Leon County			386,900.00	
			Division of Law Enforcement				
3336	8015		Improvements to Marine Patrol Station, Miami			32,152.00	
			Department of State and Secretary of State				
3337	8017		Exterior Painting, Ringling Museum			65,000.00	
			Florida Game and Fresh Water Fish Commission				
3338	8018		Everglades Access Areas, Broward County			50,000.00	
			Department of Agriculture and Consumer Service and Commissioner of Agriculture				
			Division of Marketing				
3339	8021		Reconstruction Relocation Pompano State Farmer's Market			1,000,000.00	
			Department of Corrections				
3340	8022		Land Acquisition and Planning for new institution			1,035,000.00	
3341	8023		Phase III Deficit—Hendry Correctional Institution			1,000,000.00	
3342	8024		Building Construction—Opa Locka Community Correctional Center			350,000.00	
3343	8025		Laundry Equipment Replacement—Lantana Correctional Institution			144,893.00	
3344	8026		Kitchen Equipment Replacement—Indian River Correctional Institution			60,000.00	
3345	8027		Laundry Equipment Replacement—Loxahatchee Road Prison			15,000.00	
3346	8028		Hotwater Heaters—Dade Correctional Institution			30,000.00	
3347	8029		General Renovation—Big Pine Key Road Prison			23,500.00	
3348	8030		Evaluation and Redesign of Heating System—Reception Medical Center			77,800.00	
3349	8031		New Well and Water Treatment Plant— Kissimmee Community Correctional Center			61,950.00	
3350	8032		Steam and Condensate Lines—Union Correctional Institution and Florida State Prison			70,000.00	

ABSTRACT OF GENERAL REVENUE APPROPRIATIONS

Adjustments	Less Appropriations in Reserve	Plus Refunds and Restorations	Total Available	DISBURSEMENTS			Total Available Unexpended	Unexpended Appropriations June 30, 1981	Line No.
				Regular	Transfers	Total			
	431,222.00		44,911.00	29,617.10		29,617.10	15,293.90	446,515.90	3308
			10,183.44	9,820.00		9,820.00	363.44	363.44	3309
	50,000.00		97,750.00	97,650.00		97,650.00	100.00	50,100.00	3310
	496,250.00		1,875.00	1,875.00		1,875.00		496,250.00	3311
	438,190.00		43,496.00	26,377.74		26,377.74	17,118.26	455,308.26	3312
	985,450.00		815.46				815.46	986,265.46	3313
	133,768.00		263,232.00	9,062.29		9,062.29	254,169.71	387,937.71	3314
			663,222.00	290,450.98		290,450.98	372,771.02	372,771.02	3315
			1,901,384.21	1,256,112.22		1,256,112.22	645,271.99	645,271.99	3316
	95,766.00		66,368.00	2,344.61		2,344.61	64,023.39	159,789.39	3317
			532,972.27	55,767.97		55,767.97	477,204.30	477,204.30	3318
			151,461.00	20,528.14		20,528.14	130,932.86	130,932.86	3319
	64,209.00		28,026.00	23,281.76		23,281.76	4,744.24	68,953.24	3320
			195,910.50	10,847.18		10,847.18	185,063.32	185,063.32	3321
500,589.00	130,141.00		7,022,270.13	354,004.90		354,004.90	6,668,265.23	6,798,406.23	3322
			177,294.00	9,273.18		9,273.18	168,020.82	168,020.82	3323
	5,150,868.00		78,542.00	78,496.40		78,496.40	45.60	5,150,913.60	3324
			5,500.00	2,689.15		2,689.15	2,810.85	2,810.85	3325
			149,900.00	134,662.34		134,662.34	15,237.66	15,237.66	3326
			45,150.00	689.86		689.86	44,460.14	44,460.14	3327
			37,625.00	564.37		564.37	37,060.63	37,060.63	3328
			7,848.00	117.72		117.72	7,730.28	7,730.28	3329
	116,600.00		1,168,200.00	1,016,918.76		1,016,918.76	151,281.24	267,881.24	3330
	372,373.00		228,327.00	9,010.50		9,010.50	219,316.50	591,689.50	3331
	286,998.00		1,313,002.00	24,387.55		24,387.55	1,288,614.45	1,575,612.45	3332
	681,032.00		1,221,818.00	514,375.94		514,375.94	707,442.06	1,388,474.06	3333
	16,940.00		360.00	259.50		259.50	100.50	17,040.50	3334
(360,020.00)			26,880.00	5,877.20		5,877.20	21,002.80	21,002.80	3335
	31,569.00		583.00	482.28		482.28	100.72	31,669.72	3336
	63,925.00		1,075.00	975.00		975.00	100.00	64,025.00	3337
	49,150.00		850.00	750.00		750.00	100.00	49,250.00	3338
	984,800.00		15,200.00	15,000.00		15,000.00	200.00	985,000.00	3339
	1,014,375.00		20,625.00	20,286.14		20,286.14	338.86	1,014,713.86	3340
	984,900.00		15,100.00	15,009.35		15,009.35	90.65	984,990.65	3341
	344,650.00		5,350.00	5,250.00		5,250.00	100.00	344,750.00	3342
			144,893.00	16,547.90		16,547.90	128,345.10	128,345.10	3343
			60,000.00	977.81		977.81	59,022.19	59,022.19	3344
			15,000.00	14,102.09		14,102.09	897.91	897.91	3345
	26,079.00		3,921.00	998.20		998.20	2,922.80	29,001.80	3346
			23,500.00	4,285.01		4,285.01	19,214.99	19,214.99	3347
	24,856.00		52,944.00	14,124.40		14,124.40	38,819.60	63,675.60	3348
	57,800.00		4,150.00	2,929.25		2,929.25	1,220.75	59,020.75	3349
	40,750.00		29,250.00	19,167.40		19,167.40	10,082.60	50,832.60	3350

ABSTRACT OF GENERAL REVENUE APPROPRIATIONS

Line No.	Dept. and Div. No.	Acct. No.	NAME OF APPROPRIATION	APPROPRIATIONS			
				Certifications from Prior Year	Less Reversions of July 1, 1980	General Appropriation Act	Other
720-729 725				GENERAL SERVICES, DEPARTMENT OF (Continued)			
Division of Building Construction and Property Management—Fixed Capital Outlay: (Continued)							
Department of Corrections—(Continued)							
3351	8033		DER Violation Corrections—Six Institutions			275,000.00	
3352	8034		ReRoofing—Multiple Institutions			2,842,300.00	
3353	8035		Confinement Building Deficit—Dade Correctional Institution			36,500.00	
3354	8036		Inflation Allowances			1,000,000.00	
3355	8037		Reception Center Correctional Institution			6,000,000.00	
3356	8038		Conversion to Wood Fired Boilers, Union Correctional Institution and Florida State Prison			300,000.00	
Department of General Services							
Division of Building Construction and Property Management							
3357	8039		Energy Management System—Capitol Center			900,000.00	
3358	8040		HVAC System Modifications—Capitol Center, Tallahassee			95,380.00	
3359	8041		Energy Modifications—State Buildings			1,165,695.00	
3360	8042		Capitol Center Street and Parking			700,000.00	
3361	8043		Acquisition of Winewood Complex			17,000,000.00	
3362	8045		Acquisition of Winewood Tower			8,000,000.00	
3363	8046		Grant for Special Olympics Facilities			1,000,000.00	
3364	8048		Conversion of Public Buildings			4,000,000.00	
3365	8049		Gray Building Security Monitor			80,000.00	
3366	8050		Security Capital Building			40,000.00	
3367	8051		Asbestos Corrections—Carlton Building			87,000.00	
3368	8052		Asbestos Corrections—Knotf Building			500,000.00	
Department of Health and Rehabilitative Services—							
Office of the Assistant Secretary for Administrative Services—							
3369	8053		Match National Energy Conservation Act			668,700.00	
3370	8054		Energy Management System			1,680,000.00	
3371	8055		Inflation Allowances for FCO Projects			829,735.00	
Department of Health and Rehabilitative Services—							
Division of Mental Health Services—							
3372	8058		Renovations, South Florida State Hospital			500,000.00	
3373	8059		Conversion of Boilers to Use Wood as Fuel, Florida State Hospital			2,038,800.00	
3374	8060		Repairs to Water Plant, South Florida State Hospital			500,000.00	
3375	8061		Development of Long-Range Master Facilities Plan, South Florida State Hospital			80,000.00	
Department of Highway Safety and Motor Vehicles—							
3376	8062		Renovation of Florida Highway Patrol Driver License Facility, Pahokee			15,000.00	
Judicial Branch—							
3377	8063		Fourth District Court of Appeal			2,092,975.00	
Department of Military Affairs—							
3378	8065		National Guard Armory, West Palm Beach			476,100.00	
Department of Natural Resources—							
Executive Director and Division of Administrative Services—							
3379	8066		Land Acquisition Warehouse Construction			1,691,969.00	
Department of State and Secretary of State—							
Division of Cultural Affairs—							
3380	8067		Repair and Renovation—Coconut Grove Theater Property			500,000.00	
Historic Pensacola Preservation Board							
3381	8069		Electrical and Air Condition Renovation—McCullough Building			20,000.00	
Total Division of Building Construction and Maintenance—Fixed Capital Outlay				\$ 96,476,191.76	\$	\$ 90,158,975.00	\$
726				Division of Motor Pool:			
Central Activities—							
3383	0101		Salaries	\$	\$	\$ 393,738.00	\$
3384	0103		Other Personal Services			10,000.00	
3385	0104		Expenses			185,846.00	
3386	0106		Operating Capital Outlay			407,850.00	
3387	0191		Data Processing Services			10,052.00	
3388	0199		Certifications Forward	58,441.45			
3389			Total Division of Motor Pool	\$ 58,551.45	\$	\$ 1,007,486.00	\$
728				Division of Bond Finance:			
3390	0101		Salaries	\$	\$	\$	\$
3391	0103		Other Personal Services				
3392	0104		Expenses				
3393	0106		Operating Capital Outlay				
3394	0109		Lump Sum—Local Governments Bond Monitoring			260,000.00	
3395	0199		Certifications Forward	3,324.66	1.80		
3396			Total Division of Bond Finance	\$ 3,324.66	\$ 1.80	\$ 260,000.00	\$

ABSTRACT OF GENERAL REVENUE APPROPRIATIONS

Adjustments	Less Appropriations in Reserve	Plus Refunds and Restorations	Total Available	DISBURSEMENTS			Total Available Unexpended	Unexpended Appropriations June 30, 1981	Line No.
				Regular	Transfers	Total			
	141,440.00		133,560.00	118,169.00		118,169.00	15,391.00	156,831.00	3351
	1,795,822.00		1,046,478.00	157,095.30		157,095.30	889,382.70	2,685,204.70	3352
			36,500.00	547.50		547.50	35,952.50	35,952.50	3353
	451,500.00		548,500.00	15,000.00		15,000.00	533,500.00	985,000.00	3354
	5,488,816.00		511,184.00	90,000.00		90,000.00	421,184.00	5,910,000.00	3355
	37,717.00		262,283.00	35,001.20		35,001.20	227,281.80	264,998.80	3356
	807,760.00		92,240.00	32,279.75		32,279.75	59,960.25	867,720.25	3357
	85,845.00		9,535.00	2,851.75		2,851.75	6,683.25	92,528.25	3358
	761,334.00		404,361.00	108,174.11		108,174.11	296,186.89	1,057,520.89	3359
	213,050.00		486,950.00	486,850.00		486,850.00	100.00	213,150.00	3360
	16,858,100.00		141,900.00	138,901.49		138,901.49	2,998.51	16,861,098.51	3361
	1,040,584.00		6,959,416.00	6,948,768.98		6,948,768.98	10,647.02	1,051,231.02	3362
	984,900.00		15,100.00	15,000.00		15,000.00	100.00	985,000.00	3363
	3,561,117.00		438,883.00	438,583.00		438,583.00	300.00	3,561,417.00	3364
	12,584.00		67,416.00	37,561.37		37,561.37	29,854.63	42,438.63	3365
	1,776.00		38,224.00	20,565.41		20,565.41	17,658.59	19,434.59	3366
	78,407.00		8,593.00	2,748.33		2,748.33	5,844.67	84,251.67	3367
	166,891.00		333,109.00	26,517.13		26,517.13	306,591.87	473,482.87	3368
	346,932.00		321,768.00	266,186.30		266,186.30	55,581.70	402,513.70	3369
	1,574,851.00		105,149.00	44,329.33		44,329.33	60,819.67	1,635,670.67	3370
	18,736.00		810,999.00	192,806.03		192,806.03	618,192.97	636,928.97	3371
	38,709.00		461,291.00	392,612.03		392,612.03	68,678.97	107,387.97	3372
	1,863,018.00		175,782.00	102,266.90		102,266.90	73,515.10	1,936,533.10	3373
	484,900.00		15,100.00	10,293.22		10,293.22	4,806.78	489,706.78	3374
	3,100.00		76,900.00	49,390.45		49,390.45	27,509.55	30,609.55	3375
10,000.00	22,575.00		2,425.00	670.30		670.30	1,754.70	24,329.70	3376
	2,045,803.00		47,172.00	44,118.83		44,118.83	3,053.17	2,048,856.17	3377
	39,271.00		436,829.00	129,874.63		129,874.63	306,954.37	346,225.37	3378
360,020.00	1,732,851.00		319,138.00	218,962.20		218,962.20	100,175.80	1,833,026.80	3379
	446,585.00		53,415.00	7,500.00		7,500.00	45,915.00	492,500.00	3380
			20,000.00	18,455.64		18,455.64	1,544.36	1,544.36	3381
\$	\$ 81,941,664.40	\$	\$ 104,693,502.36	\$ 56,164,177.59	\$	\$ 56,164,177.59	\$ 48,529,324.77	\$ 130,470,989.17	3382
\$	82,324.00	\$	\$ 476,062.00	\$ 461,092.83	\$	\$ 461,092.83	\$ 14,969.17	\$ 14,969.17	3383
	5,564.00		15,564.00	12,886.30		12,886.30	2,677.70	2,677.70	3384
	2,130.00		187,976.00	180,672.04		180,672.04	7,303.96	7,303.96	3385
			407,850.00	407,500.00		407,500.00	350.00	350.00	3386
	(6,000.00)		4,052.00	2,451.13		2,451.13	1,600.87	1,600.87	3387
			58,441.45	58,441.45		58,441.45			3388
\$	\$ 84,018.00	\$	\$ 1,149,945.45	\$ 1,123,043.75	\$	\$ 1,123,043.75	\$ 26,901.70	\$ 26,901.70	3389
\$	116,740.00	\$	\$ 116,740.00	\$ 87,149.20	\$	\$ 87,149.20	\$ 29,590.80	\$ 29,590.80	3390
	20,280.00		20,280.00	14,486.25		14,486.25	5,793.75	5,793.75	3391
	17,163.00		17,163.00	14,475.86		14,475.86	2,687.14	2,687.14	3392
	6,804.00		6,804.00	4,036.96		4,036.96	2,767.04	2,767.04	3393
(181,729.00)	78,271.00							78,271.00	3394
			3,322.86	3,322.86		3,322.86			3395
\$	\$ (20,742.00)	\$	\$ 164,309.86	\$ 123,471.13	\$	\$ 123,471.13	\$ 40,838.73	\$ 119,109.73	3396

ABSTRACT OF GENERAL REVENUE APPROPRIATIONS

Line No.	Dept. and Div. No.	Acct. No.	NAME OF APPROPRIATION	APPROPRIATIONS			
				Certifications from Prior Year	Less Reversions of July 1, 1980	General Appropriation Act	Other
720-729 GENERAL SERVICES, DEPARTMENT OF (Continued)							
729 Division of Communication:							
3397	0101		Salaries	\$	\$	\$ 679,290.00	\$
3398	0103		Other Personal Services	950.00
3399	0104		Expenses	134,101.00
3400	0106		Operating Capital Outlay	10,649.00
3401	0196		Aid to Local Governments—Certifications Forward	170,215.50
3402	0199		Certifications Forward	28,819.06
3403			Total Division of Communication	\$ 199,034.56	\$	\$ 824,990.00	\$
3404			TOTAL DEPARTMENT OF GENERAL SERVICES	\$ 96,912,961.91	\$ 7,730.78	\$ 102,782,674.00	\$
730-736 REVENUE, DEPARTMENT OF							
730 Office of the Executive Director and Division of Administration:							
3405	0101		Salaries	\$	\$	\$ 1,557,494.00	\$
3406	0199		Certification Forward	1,346.74
3407			Total Office of the Executive Director and Division of Administration	\$ 1,346.74	\$	\$ 1,557,494.00	\$
732 Division of Ad Valorem Tax:							
3408	0509		Lump Sum—Transfers to School District Homestead	\$	\$	\$	\$ 43,000,000.00 ¹
3409			Total Division of Ad Valorem Tax	\$	\$	\$	\$ 43,000,000.00
735 Division of Audits:							
3410	0101		Salaries	\$	\$	\$ 5,492,877.00	\$
3411	0106		Operating Capital Outlay	16,279.00
3412	0199		Certifications Forward	14,894.52	3,670.98
3413			Total Division of Audits	\$ 14,894.52	\$ 3,670.98	\$ 5,509,156.00	\$
736 Division of Collection and Enforcement:							
3414	0101		Salaries	\$	\$	\$ 4,750,753.00	\$
3415	0104		Expenses	1,148,350.00
3416	0199		Certifications Forward	111,299.76	4,328.87
3417			Total Division of Collection and Enforcement	\$ 111,299.76	\$ 4,328.87	\$ 5,899,103.00	\$
3418			TOTAL DEPARTMENT OF REVENUE	\$ 127,541.02	\$ 7,999.85	\$ 12,965,753.00	\$ 43,000,000.00
740-747 NATURAL RESOURCES, DEPARTMENT OF							
740 Office of Executive Director and Division of Administrative Services:							
3419	0101		Salaries	\$	\$	\$ 1,337,898.00	\$
3420	0103		Other Personal Services	78,900.00
3421	0104		Expenses	423,710.00
3422	0106		Operating Capital Outlay	31,118.00
3423	0130		Aid to Local Governments—Suwannee River Authority	21,250.00
3424	0140		Special Categories—Recreational Channel Dredging	15,000.00
3425	0160		Special Categories—Tennessee—Tombigee Waterway Authority	8,500.00
3426	0170		Special Categories Gulf States Marine Fisheries	15,000.00
3427	0180		Special Categories—Special Litigation	1,110,000.00
3428	0190		Special Categories—Saltwater Fisheries Study and Advisory Council	35,000.00
3429	0191		Data Processing Services	111,203.00
3430	0199		Certifications Forward	370,137.02	16,323.44
3431			Total Office of Executive Director and Division of Administrative Services	\$ 370,137.02	\$ 16,323.44	\$ 3,187,579.00	\$
741 Division of State Lands:							
3432	0101		Salaries	\$	\$	\$	\$
3433	0103		Other Personal Services
3434	0104		Expenses
3435	0106		Operating Capital Outlay
3436	0109		Lump Sum	100,000.00 ²
3437	0151		Debt Services
3438	0180		Topo Mapping
3439	0190		National Ocean Survey
3440	0191		Data Processing Services
3441	0199		Certifications Forward	447,796.54	37,776.26
3442			Total Division of State Lands	\$ 447,796.54	\$ 37,776.26	\$	\$ 100,000.00

¹Authorized by Chapter 79-27, Laws of Florida

²Authorized by Chapter 79-255, Laws of Florida.

ABSTRACT OF GENERAL REVENUE APPROPRIATIONS

Adjustments	Less Appropriations in Reserve	Plus Refunds and Restorations	Total Available	DISBURSEMENTS			Total Available Unexpended	Unexpended Appropriations June 30, 1981	Line No.
				Regular	Transfers	Total			
\$ 158,016.00	\$ 475.00	\$	\$ 837,306.00	\$ 801,267.63	\$	\$ 801,267.63	\$ 36,038.37	\$ 36,038.37	3397
(17,144.00)			475.00				475.00	950.00	3398
2,165.00			116,957.00	110,568.30		110,568.30	6,388.70	6,388.70	3399
			12,814.00	10,219.28		10,219.28	2,594.72	2,594.72	3400
			170,215.50				170,215.50	170,215.50	3401
			28,819.06	28,819.06		28,819.06			3402
\$ 143,037.00	\$ 475.00	\$	\$ 1,166,586.56	\$ 950,874.27	\$	\$ 950,874.27	\$ 215,712.29	\$ 216,187.29	3403
\$ 1,351,659.00	\$ 82,462,386.40	\$	\$ 118,577,177.73	\$ 63,260,499.83	\$ 5,799,564.00	\$ 69,060,063.83	\$ 49,517,113.90	\$ 131,979,500.30	3404
\$ 622,461.00	\$	\$	\$ 2,179,955.00	\$ 2,155,713.19	\$	\$ 2,155,713.19	\$ 24,241.81	\$ 24,241.81	3405
			1,346.74	1,346.74		1,346.74			3406
\$ 622,461.00	\$	\$	\$ 2,181,301.74	\$ 2,157,059.93	\$	\$ 2,157,059.93	\$ 24,241.81	\$ 24,241.81	3407
\$	\$ 1,600,000.00	\$	\$ 41,400,000.00	\$	\$ 38,101,118.00	\$ 38,101,118.00	\$ 3,298,882.00	\$ 4,898,882.00	3408
\$	\$ 1,600,000.00	\$	\$ 41,400,000.00	\$	\$ 38,101,118.00	\$ 38,101,118.00	\$ 3,298,882.00	\$ 4,898,882.00	3409
\$ 280,316.00	\$	\$	\$ 5,773,193.00	\$ 5,748,995.59	\$	\$ 5,748,995.59	\$ 24,197.41	\$ 24,197.41	3410
			16,279.00	14,826.76		14,826.76	1,452.24	1,452.24	3411
			11,223.54	11,223.54		11,223.54			3412
\$ 280,316.00	\$	\$	\$ 5,800,695.54	\$ 5,775,045.89	\$	\$ 5,775,045.89	\$ 25,649.65	\$ 25,649.65	3413
\$ 387,797.00	\$ 28,600.00	\$	\$ 5,109,950.00	\$ 5,098,005.22	\$	\$ 5,098,005.22	\$ 11,944.78	\$ 40,544.78	3414
11,506.00			1,159,856.00	1,073,753.61		1,073,753.61	86,102.39	86,102.39	3415
			106,970.89	106,970.89		106,970.89			3416
\$ 399,303.00	\$ 28,600.00	\$	\$ 6,376,776.89	\$ 6,278,729.72	\$	\$ 6,278,729.72	\$ 98,047.17	\$ 126,647.17	3417
\$ 1,302,080.00	\$ 1,628,600.00	\$	\$ 55,758,774.17	\$ 14,210,835.54	\$ 38,101,118.00	\$ 52,311,953.54	\$ 3,446,820.63	\$ 5,075,420.63	3418
\$ 271,278.00	\$ 17,563.00	\$	\$ 1,591,613.00	\$ 1,589,880.01	\$	\$ 1,589,880.01	\$ 1,732.99	\$ 19,295.99	3419
3,945.00			82,845.00	71,181.79		71,181.79	11,663.21	11,663.21	3420
24,727.00	107.00		448,330.00	441,084.38		441,084.38	7,245.62	7,352.62	3421
138,888.00			170,006.00	70,413.19		70,413.19	99,592.81	99,592.81	3422
			21,250.00	16,500.00		16,500.00	4,750.00	4,750.00	3423
			15,000.00	9.35		9.35	14,990.65	14,990.65	3424
			8,500.00	8,500.00		8,500.00			3425
			15,000.00	15,000.00		15,000.00			3426
			1,110,000.00	1,024,645.28		1,024,645.28	85,354.72	85,354.72	3427
			35,000.00	31,134.07		31,134.07	3,865.93	3,865.93	3428
(24,318.00)	8,550.00		78,335.00	70,453.66		70,453.66	7,881.34	16,431.34	3429
			353,813.58	353,813.58		353,813.58			3430
\$ 414,520.00	\$ 26,220.00	\$	\$ 3,929,692.58	\$ 3,692,615.31	\$	\$ 3,692,615.31	\$ 237,077.27	\$ 263,297.27	3431
\$ 1,276,395.00	\$	\$	\$ 1,276,395.00	\$ 1,265,061.09	\$	\$ 1,265,061.09	\$ 11,333.91	\$ 11,333.91	3432
588,093.00			588,093.00	218,176.82		218,176.82	369,916.18	369,916.18	3433
535,862.00			525,862.00	388,325.36		388,325.36	147,536.64	147,536.64	3434
52,779.00			52,779.00	28,252.68		28,252.68	24,526.32	24,526.32	3435
(100,000.00)									3436
18,925,225.00	3,239,297.00		15,685,928.00	15,685,926.49		15,685,926.49	1.51	3,239,298.51	3437
150,000.00			150,000.00	112,500.00		112,500.00	37,500.00	37,500.00	3438
172,750.00			172,750.00	172,500.00		172,500.00	250.00	250.00	3439
67,925.00			67,925.00	61,407.64		61,407.64	6,517.36	6,517.36	3440
			410,020.28	410,020.28		410,020.28			3441
\$ 21,669,029.00	\$ 3,239,297.00	\$	\$ 18,939,752.28	\$ 18,342,170.36	\$	\$ 18,342,170.36	\$ 597,581.92	\$ 3,836,878.92	3442

ABSTRACT OF GENERAL REVENUE APPROPRIATIONS

Line No.	Dept. and Div. No.	Acct. No.	NAME OF APPROPRIATION	APPROPRIATIONS			
				Certifications from Prior Year	Less Reversions of July 1, 1980	General Appropriation Act	Other
740-747 NATURAL RESOURCES, DEPARTMENT OF (Continued)							
742 Division of Marine Resources:							
3443	0101		Salaries	\$	\$	\$ 2,290,433.00	\$
3444	0103		Other Personal Services			510,951.00	
3445	0104		Expenses			932,722.00	
3446	0106		Operating Capital Outlay			483,228.00	
3447	0110		Grants and Aids—Beach Restoration and Erosion Control			7,044,994.00	
3448	0130		Aid to Local Governments—Artificial Fish Reef Construction Program	90,000.00			
3449	0191		Data Processing Services			12,880.00	
3450	0199		Certifications Forward	641,111.44	33,374.53		
3451			Total Division of Marine Resources	\$ 731,111.44	\$ 33,374.53	\$ 11,275,208.00	\$
745 Division of Recreation and Parks:							
3452	0108		Fixed Capital Outlay—India Key—Monroe County	\$ 57,034.00	\$	\$	\$
3453	0118		FCO—North Miami Park Development			500,000.00	
3454	0128		FCO—Big Lagoon—Perdido Key Development	1,000,000.00		1,000,000.00	
3455	0140		Aid to Local Governments—Grants and Aids			40,000.00	
3456	0151		Payment to Debt Service			18,925,225.00	
3457			Total Division of Recreation and Parks	\$ 1,057,034.00	\$	\$ 20,465,225.00	\$
746 Division of Law Enforcement:							
3458	0101		Salaries	\$	\$	\$ 3,893,482.00	\$
3459	0103		Other Personal Services			50,354.00	
3460	0104		Expenses			547,358.00	
3461	0106		Operating Capital Outlay			26,643.00	
3462	0109		Lump Sum—Shrimping Regulation Enforcement			40,000.00	
3463	0110		Special Categories—Operation and Maintenance of Patrol Vehicles			873,445.00	
3464	0120		Special Categories—Acquisition and Replacement of Patrol Vehicles			852,380.00	
3465	0191		Data Processing Services				
3466	0193		Salary Incentive Payment				
3467	0199		Certifications Forward	483,916.70	16,557.47		
3468			Total Division of Law Enforcement	\$ 483,916.70	\$ 16,557.47	\$ 6,283,662.00	\$
747 Division of Resource Management:							
3469	0101		Salaries	\$	\$	\$ 1,575,899.00	\$
3470	0103		Other Personal Services			718,706.00	
3471	0104		Expenses			646,780.00	
3472	0106		Operating Capital Outlay			28,398.00	
3473	0180		Special Categories—Topographic Mapping			150,000.00	
3474	0190		Special Categories—National Ocean Survey			172,750.00	
3475	0191		Data Processing Services			62,765.00	
3476	0199		Certifications Forward	33,116.35	10,444.37		
3477			Total Division of Resource Management	\$ 33,116.35	\$ 10,444.37	\$ 3,355,298.00	\$
3478			TOTAL DEPARTMENT OF NATURAL RESOURCES	\$ 3,123,112.05	\$ 114,476.07	\$ 44,566,972.00	\$ 100,000.00
760-763 HIGHWAY SAFETY AND MOTOR VEHICLES, DEPARTMENT OF							
760 Office of Executive Director and Division of Administrative Services:							
3479	0101		Salaries	\$	\$	\$ 2,925,989.00	\$
3480	0103		Other Personal Services			9,018.00	
3481	0104		Expenses			609,606.00	
3482	0106		Operating Capital Outlay			42,399.00	
3483	0110		Special Categories—Transfer to Highway Patrol Insurance Trust Fund			40,000.00	
3484	0191		Data Processing Services			259,079.00	
3485	0199		Certifications Forward	93,903.57	12,012.07		
3486			Total Office of Executive Director and Division of Administrative Services	\$ 93,903.57	\$ 12,012.07	\$ 3,886,091.00	\$
761 Division of the Florida Highway Patrol:							
3487	0101		Salaries	\$	\$	\$ 24,608,016.00	\$
3488	0103		Other Personal Services			47,404.00	
3489	0104		Expenses			3,268,837.00	
3490	0106		Operating Capital Outlay			312,674.00	
3491	0109		Lump Sum—Motor Vehicle Inspection			583,746.00	
3492	0110		Special Category—Operation of Motor Vehicles			4,308,219.00	
3493	0119		Lump Sum—Radar Training			500,000.00	
3494	0120		Special Categories—Acquisition of Motor Vehicles			3,303,489.00	
3495	0191		Data Processing Services			471,075.00	
3496	0193		Salary Incentive Payment				
3497	0199		Certifications Forward	2,900,391.75	381,485.73		
3498			Total Division of the Florida Highway Patrol	\$ 2,900,391.75	\$ 381,485.73	\$ 37,403,460.00	\$

ABSTRACT OF GENERAL REVENUE APPROPRIATIONS

Adjustments	Less Appropriations in Reserve	Plus Refunds and Restorations	Total Available	DISBURSEMENTS			Total Available Unexpended	Unexpended Appropriations June 30, 1981	Line No.
				Regular	Transfers	Total			
\$ 193,653.00	\$	\$	\$ 2,484,086.00	\$ 2,469,016.27	\$	\$ 2,469,016.27	\$ 15,069.73	\$ 15,069.73	3443
(12,055.00)	498,896.00	211,223.48	211,223.48	287,672.52	287,672.52	3444
108,206.00	1,040,928.00	822,496.09	822,496.09	218,431.91	218,431.91	3445
(165,494.00)	317,734.00	142,888.60	142,888.60	174,845.40	174,845.40	3446
.....	7,044,994.00	7,044,994.00	7,044,994.00	3447
249,175.00	339,175.00	11,865.00	11,865.00	327,310.00	327,310.00	3448
550.00	13,430.00	3,342.32	3,342.32	10,087.68	10,087.68	3449
.....	607,736.91	607,736.91	607,736.91	3450
<u>\$ 374,035.00</u>	<u>\$</u>	<u>\$</u>	<u>\$ 12,346,979.91</u>	<u>\$ 4,268,568.67</u>	<u>\$ 7,044,994.00</u>	<u>\$ 11,313,562.67</u>	<u>\$ 1,033,417.24</u>	<u>\$ 1,033,417.24</u>	3451
.....	9,445.00	47,589.00	46,827.75	46,827.75	761.25	10,206.25	3452
.....	500,000.00	500,000.00	3453
.....	2,000,000.00	201,956.15	201,956.15	1,798,043.85	1,798,043.85	3454
.....	40,000.00	40,000.00	40,000.00	3455
(18,925,225.00)	3456
<u>\$ (18,925,225.00)</u>	<u>\$ 509,445.00</u>	<u>\$</u>	<u>\$ 2,087,589.00</u>	<u>\$ 248,783.90</u>	<u>\$</u>	<u>\$ 248,783.90</u>	<u>\$ 1,838,805.10</u>	<u>\$ 2,348,250.10</u>	3457
.....
\$ 397,031.00	\$	\$	\$ 4,290,513.00	\$ 4,290,470.24	\$	\$ 4,290,470.24	\$ 42.76	\$ 42.76	3458
(14,769.00)	35,585.00	33,489.92	33,489.92	2,095.08	2,095.08	3459
59,040.00	41.00	606,357.00	606,300.26	606,300.26	56.74	97.74	3460
.....	26,643.00	10,842.80	10,842.80	15,800.20	15,800.20	3461
(40,000.00)	3462
182,126.00	1,055,571.00	832,301.66	832,301.66	223,269.34	223,269.34	3463
.....	852,380.00	20,031.31	20,031.31	832,348.69	832,348.69	3464
6,209.00	6,209.00	6,209.00	6,209.00	3465
157,000.00	157,000.00	143,017.37	143,017.37	13,982.63	13,982.63	3466
.....	467,359.23	467,359.23	467,359.23	3467
<u>\$ 746,637.00</u>	<u>\$ 41.00</u>	<u>\$</u>	<u>\$ 7,497,617.23</u>	<u>\$ 6,403,812.79</u>	<u>\$</u>	<u>\$ 6,403,812.79</u>	<u>\$ 1,093,804.44</u>	<u>\$ 1,093,845.44</u>	3468
.....
\$ (897,756.00)	\$	\$	\$ 678,143.00	\$ 677,343.00	\$	\$ 677,343.00	\$ 800.00	\$ 800.00	3469
(688,544.00)	30,162.00	22,528.04	22,528.04	7,633.96	7,633.96	3470
(442,244.00)	204,536.00	165,961.29	165,961.29	38,574.71	38,574.71	3471
2,093.00	30,491.00	23,967.49	23,967.49	6,523.51	6,523.51	3472
(150,000.00)	3473
(172,750.00)	3474
(41,528.00)	21,237.00	16,359.60	16,359.60	4,877.40	4,877.40	3475
.....	22,671.98	22,671.98	22,671.98	3476
<u>\$ (2,390,729.00)</u>	<u>\$</u>	<u>\$</u>	<u>\$ 987,240.98</u>	<u>\$ 928,831.40</u>	<u>\$</u>	<u>\$ 928,831.40</u>	<u>\$ 58,409.58</u>	<u>\$ 58,409.58</u>	3477
.....
<u>\$ 1,888,267.00</u>	<u>\$ 3,775,003.00</u>	<u>\$</u>	<u>\$ 45,788,871.98</u>	<u>\$ 33,884,782.43</u>	<u>\$ 7,044,994.00</u>	<u>\$ 40,929,776.43</u>	<u>\$ 4,859,095.55</u>	<u>\$ 8,634,098.55</u>	3478
.....
\$ 374,230.00	\$	\$	\$ 3,300,219.00	\$ 3,282,786.07	\$	\$ 3,282,786.07	\$ 17,432.93	\$ 17,432.93	3479
.....	9,018.00	6,636.90	6,636.90	2,381.10	2,381.10	3480
11,337.00	620,943.00	529,358.85	529,358.85	91,584.15	91,584.15	3481
2,110.00	44,509.00	41,582.31	41,582.31	2,926.69	2,926.69	3482
.....	40,000.00	40,000.00	40,000.00	3483
12,295.00	271,374.00	271,374.00	271,374.00	3484
.....	81,891.50	81,891.50	81,891.50	3485
<u>\$ 399,972.00</u>	<u>\$</u>	<u>\$</u>	<u>\$ 4,367,954.50</u>	<u>\$ 4,213,629.63</u>	<u>\$ 40,000.00</u>	<u>\$ 4,253,629.63</u>	<u>\$ 114,324.87</u>	<u>\$ 114,324.87</u>	3486
.....
\$ 2,938,400.00	\$	\$	\$ 27,546,416.00	\$ 27,300,810.34	\$	\$ 27,300,810.34	\$ 245,605.66	\$ 245,605.66	3487
30,000.00	77,404.00	55,268.04	55,268.04	22,135.96	22,135.96	3488
(75,578.00)	81,515.00	3,111,744.00	2,764,481.23	2,764,481.23	347,262.77	428,777.77	3489
83,945.00	396,619.00	212,277.17	212,277.17	184,341.83	184,341.83	3490
(583,746.00)	3491
362,030.00	4,670,249.00	3,409,503.67	3,409,503.67	1,260,745.33	1,260,745.33	3492
.....	330,000.00	170,000.00	76,745.51	76,745.51	93,254.49	423,254.49	3493
(100,000.00)	3,203,489.00	1,408,591.90	1,408,591.90	1,794,897.10	1,794,897.10	3494
22,764.00	493,839.00	493,839.00	493,839.00	3495
904,340.00	904,340.00	781,493.67	781,493.67	122,846.33	122,846.33	3496
.....	2,518,906.02	2,518,906.02	2,518,906.02	3497
<u>\$ 3,582,155.00</u>	<u>\$ 411,515.00</u>	<u>\$</u>	<u>\$ 43,093,006.02</u>	<u>\$ 39,021,916.55</u>	<u>\$</u>	<u>\$ 39,021,916.55</u>	<u>\$ 4,071,089.47</u>	<u>\$ 4,482,604.47</u>	3498

ABSTRACT OF GENERAL REVENUE APPROPRIATIONS

Line No.	Dept. and Div. No.	Acct. No.	NAME OF APPROPRIATION	APPROPRIATIONS			
				Certifications from Prior Year	Less Reversions of July 1, 1980	General Appropriation Act	Other
760-763 HIGHWAY SAFETY AND MOTOR VEHICLES, DEPARTMENT OF (Continued)							
762 Division of Driver's Licenses:							
3499	0101		Salaries	\$	\$	\$ 5,083,856.00	\$ 6,192.00
3500	0103		Other Personal Services	125,892.00	84,040.00
3501	0104		Expenses	3,351,479.00	7,911.00
3502	0106		Operating Capital Outlay	175,375.00
3503	0109		Lump Sum—Cuban Driver License Applicants	41,160.00
3504	0110		Special Categories—Purchase of Drivers Licenses	1,244,150.00
3505	0191		Data Processing Services	2,759,432.00
3506	0199		Certifications Forward	548,234.73	33,513.28
3507			Total Division of Driver's Licenses	\$ 548,234.73	\$ 33,513.28	\$ 12,781,344.00	\$ 98,143.00
763 Division of Motor Vehicles:							
3508	0101		Salaries	\$	\$	\$ 4,978,720.00	\$
3509	0103		Other Personal Services	106,275.00
3510	0104		Expenses	1,925,627.00
3511	0106		Operating Capital Outlay	144,947.00
3512	0110		Purchase of License Plates	1,911,747.00
3513	0191		Data Processing Services	4,237,742.00
3514	0199		Certifications Forward	397,041.35	60,607.93
3515			Total Division of Motor Vehicles	\$ 397,041.35	\$ 60,607.93	\$ 13,305,058.00	\$
3516			TOTAL DEPARTMENT OF HIGHWAY SAFETY AND MOTOR VEHICLES	\$ 3,939,571.40	\$ 487,619.01	\$ 67,375,953.00	\$ 98,143.00
770-774 FLORIDA GAME AND FRESH WATER FISH COMMISSION							
770 Office of Executive Director and Division of Administrative Services:							
3517	0108		FCO—Wildlife Management Areas	\$ 1,331.12	\$	\$	\$
3518	0148		FCO—Complete Classroom—Building Preparation	20,000.00
3519	0158		FCO—Replace Repair Dam Blackwater	87,036.05
3520			Total Office of Executive Director and Division of Administrative Services	\$ 108,367.17	\$	\$	\$
771 Office of Executive Director and Division of Administrative Services:							
3521	0101		Salaries	\$	\$	\$ 245,454.00	\$
3522	0103		Other Personal Services	6,000.00
3523	0104		Expenses	92,833.00
3524	0106		Operating Capital Outlay	11,170.00
3525	0119		Lump Sum—For Transfer to State Game Trust Fund	100,000.00
3526	0193		Special Categories—Salary Incentives
3527	0199		Certifications Forward	833.38	334.57
3528			Total Office of Executive Director and Division of Administrative Services	\$ 833.38	\$ 334.57	\$ 455,457.00	\$
772 Division of Law Enforcement:							
3529	0101		Salaries	\$	\$	\$ 4,312,924.00	\$
3530	0103		Other Personal Services	13,967.00
3531	0104		Expenses	1,704,981.00
3532	0106		Operating Capital Outlay	468,211.00
3533	0191		Data Processing Services	6,046.00
3534	0193		Special Categories—Salary Incentives
3535	0199		Certifications Forward	246,816.56	30,604.01
3536			Total Division of Law Enforcement	\$ 246,816.56	\$ 30,604.01	\$ 6,506,129.00	\$
772 Division of Wildlife:							
3537	0101		Salaries	\$	\$	\$ 94,730.00	\$
3538	0103		Other Personal Services	1,695.00
3539	0104		Expenses	29,314.00
3540	0106		Operating Capital Outlay	7,727.00
3541			Total Division of Wildlife	\$	\$	\$ 133,466.00	\$
774 Division of Fisheries:							
3542	0101		Salaries	\$	\$	\$	\$
3533			Total Division of Fisheries	\$	\$	\$	\$
3544			TOTAL FLORIDA GAME AND FRESH WATER FISH COMMISSION	\$ 356,017.11	\$ 30,938.58	\$ 7,095,052.00	\$

ABSTRACT OF GENERAL REVENUE APPROPRIATIONS

Adjustments	Less Appropriations in Reserve	Plus Refunds and Restorations	Total Available	DISBURSEMENTS			Total Available Unexpended	Unexpended Appropriations June 30, 1981	Line No.
				Regular	Transfers	Total			
\$ 2,063,789.00	\$	\$	\$ 7,153,837.00	\$ 7,153,837.00	\$	\$ 7,153,837.00	\$	\$	3499
.....	209,932.00	179,035.25	179,035.25	30,896.75	30,896.75	3500
12,732.00	3,372,122.00	3,033,581.49	3,033,581.49	338,540.51	338,540.51	3501
(1,055.00)	174,320.00	116,405.96	116,405.96	57,914.04	57,914.04	3502
.....	41,160.00	14,001.05	14,001.05	27,158.95	27,158.95	3503
(75,000.00)	1,169,150.00	1,012,752.82	1,012,752.82	156,397.18	156,397.18	3504
131,108.00	2,890,540.00	2,890,540.00	2,890,540.00	3505
.....	514,721.45	514,721.45	514,721.45	3506
<u>\$ 2,131,574.00</u>	<u>\$</u>	<u>\$</u>	<u>\$ 15,525,782.45</u>	<u>\$ 14,914,875.02</u>	<u>\$</u>	<u>\$ 14,914,875.02</u>	<u>\$ 610,907.43</u>	<u>\$ 610,907.43</u>	3507
\$ 1,127,386.00	\$	\$	\$ 6,106,106.00	\$ 6,070,619.41	\$	\$ 6,070,619.41	\$ 35,486.59	\$ 35,486.59	3508
.....	106,275.00	94,754.65	94,754.65	11,520.35	11,520.35	3509
706,988.00	2,632,615.00	2,189,049.09	2,189,049.09	443,565.91	443,565.91	3510
.....	144,947.00	130,617.14	130,617.14	14,329.86	14,329.86	3511
905,000.00	2,816,747.00	2,751,342.17	2,751,342.17	65,404.83	65,404.83	3512
1,088,076.00	3,149,666.00	3,149,666.00	3,149,666.00	3513
.....	336,433.42	336,433.42	336,433.42	3514
<u>\$ 1,651,298.00</u>	<u>\$</u>	<u>\$</u>	<u>\$ 15,292,789.42</u>	<u>\$ 14,722,481.88</u>	<u>\$</u>	<u>\$ 14,722,481.88</u>	<u>\$ 570,307.54</u>	<u>\$ 570,307.54</u>	3515
\$ 7,764,999.00	\$ 411,515.00	\$	\$ 78,279,532.39	\$ 72,872,903.08	\$ 40,000.00	\$ 72,912,903.08	\$ 5,366,629.31	\$ 5,778,144.31	3516
\$	\$	\$	\$ 1,331.12	\$ 995.00	\$	\$ 995.00	\$ 336.12	\$ 336.12	3517
.....	20,000.00	19,980.96	19,980.96	19.04	19.04	3518
.....	87,036.05	54,149.11	54,149.11	32,886.94	32,886.94	3519
<u>\$</u>	<u>\$</u>	<u>\$</u>	<u>\$ 108,367.17</u>	<u>\$ 75,125.07</u>	<u>\$</u>	<u>\$ 75,125.07</u>	<u>\$ 33,242.10</u>	<u>\$ 33,242.10</u>	3520
\$ 287,278.00	\$	\$	\$ 532,732.00	\$ 532,732.00	\$	\$ 532,732.00	\$	\$	3521
2,000.00	8,000.00	8,000.00	8,000.00	3522
6,077.00	98,910.00	98,612.36	98,612.36	297.64	297.64	3523
.....	11,170.00	7,444.39	7,444.39	3,725.61	3,725.61	3524
.....	100,000.00	100,000.00	100,000.00	3525
7,400.00	7,400.00	6,564.74	6,564.74	835.26	835.26	3526
.....	498.81	498.81	498.81	3527
<u>\$ 302,755.00</u>	<u>\$</u>	<u>\$</u>	<u>\$ 758,710.81</u>	<u>\$ 653,842.30</u>	<u>\$ 100,000.00</u>	<u>\$ 753,852.30</u>	<u>\$ 4,858.51</u>	<u>\$ 4,858.51</u>	3528
\$ 580,265.00	\$	\$	\$ 4,893,189.00	\$ 4,893,189.00	\$	\$ 4,893,189.00	\$	\$	3529
(2,000.00)	11,967.00	2,424.61	2,424.61	9,542.39	9,542.39	3530
149,262.00	39,437.00	1,814,806.00	1,690,272.29	1,690,272.29	124,533.71	163,970.71	3531
16,870.00	485,061.00	485,062.05	485,062.05	18.95	18.95	3532
45,666.00	51,712.00	35,886.17	35,886.17	15,825.83	15,825.83	3533
167,896.00	167,896.00	150,262.67	150,262.67	17,633.33	17,633.33	3534
.....	216,212.55	216,212.55	216,212.55	3535
<u>\$ 957,959.00</u>	<u>\$ 39,437.00</u>	<u>\$</u>	<u>\$ 7,640,863.55</u>	<u>\$ 7,473,309.34</u>	<u>\$</u>	<u>\$ 7,473,309.34</u>	<u>\$ 167,554.21</u>	<u>\$ 206,991.21</u>	3536
\$ 257,934.00	\$	\$	\$ 352,664.00	\$ 352,664.00	\$	\$ 352,664.00	\$	\$	3537
.....	1,695.00	1,695.00	1,695.00	3538
5,158.00	34,472.00	34,472.00	34,472.00	3539
.....	7,727.00	7,727.00	7,727.00	3540
<u>\$ 263,092.00</u>	<u>\$</u>	<u>\$</u>	<u>\$ 396,558.00</u>	<u>\$ 396,558.00</u>	<u>\$</u>	<u>\$ 396,558.00</u>	<u>\$</u>	<u>\$</u>	3541
\$ 335,800.00	\$	\$	\$ 335,800.00	\$ 335,800.00	\$	\$ 335,800.00	\$	\$	3542
<u>\$ 335,800.00</u>	<u>\$</u>	<u>\$</u>	<u>\$ 335,800.00</u>	<u>\$ 335,800.00</u>	<u>\$</u>	<u>\$ 335,800.00</u>	<u>\$</u>	<u>\$</u>	3543
\$ 1,859,606.00	\$ 39,437.00	\$	\$ 9,240,299.53	\$ 8,934,644.7	\$ 100,000.00	\$ 9,034,644.71	\$ 205,654.82	\$ 245,091.82	3544

ABSTRACT OF GENERAL REVENUE APPROPRIATIONS

Line No.	Dept. and Div. No.	Acct. No.	NAME OF APPROPRIATION	APPROPRIATIONS			
				Certifications from Prior Year	Less Reversions of July 1, 1980	General Appropriation Act	Other
780			FLORIDA PAROLE AND PROBATION COMMISSION				
3545	0101		Salaries	\$	\$	\$ 2,211,853.00	\$ 16,493.00 ¹
3546	0103		Other Personal Services			93,419.00	
3547	0104		Expenses			499,254.00	7,306.00 ¹
3548	0106		Operating Capital Outlay			57,345.00	
3549	0191		Data Processing Services			13,446.00	
3550	0199		Certifications Forward	101,612.68	1,478.64		
3551			TOTAL FLORIDA PAROLE AND PROBATION COMMISSION	\$ 101,612.68	\$ 1,478.64	\$ 2,875,317.00	\$ 23,793.00
800-819			INSURANCE, DEPARTMENT OF AND TREASURER				
800			OFFICE OF TREASURER AND DIVISION OF ADMINISTRATION:				
3552	0101		Salaries	\$	\$	\$ 261,576.00	\$
3553	0104		Expenses			56,232.00	
3554	0106		Operating Capital Outlay			3,640.00	
3555	0199		Certifications Forward	1,795.65			
3556			Total Office of Treasurer and Division of Administration	\$ 1,795.65	\$	\$ 321,448.00	\$
819			DIVISION OF THE TREASURY:				
3557	0101		Salaries	\$	\$	\$ 506,171.00	\$
3558	0103		Other Personal Services			44,680.00	
3559	0104		Expenses			124,628.00	
3560	0106		Operating Capital Outlay			12,800.00	
3561	0191		Data Processing Services			81,970.00	
3563			Total Division of the Treasury	\$ 69,715.09	\$ 16,669.66	\$ 770,249.00	\$
3564			TOTAL DEPARTMENT OF INSURANCE AND TREASURER	\$ 71,510.74	\$ 16,669.66	\$ 1,091,697.00	\$
850			RELIEF ACT				
3565	0220		Relief Act—William Barr	\$	\$	\$	\$ 2,625.00 ¹
3566	0222		Relief Act—Fay Gay				50,000.00 ²
3567	0223		Relief Act—Dennis Dube				20,000.00 ³
3568			TOTAL RELIEF ACT	\$	\$	\$	\$ 72,625.00
			COMMISSIONERS FOR THE PROMOTION OF UNIFORMITY OF LEGISLATION IN THE UNITED STATES				
3569	0104		Expenses	\$	\$	\$ 16,620.00	\$ 1,270.00 ⁴
3570			Total Commissioners for the Promotion of Uniformity of Legislation in the United States	\$	\$	\$ 16,620.00	\$ 1,270.00
3571			TOTAL GENERAL REVENUE APPROPRIATIONS	\$ 288,370.46	\$ 7,234,102.75	\$ 4,120,119,593.00	\$ 230,035,296.51

¹Authorized by Chapter 80-466, Laws of Florida
²Authorized by Chapter 80-432, Laws of Florida
³Authorized by Chapter 80-274, Laws of Florida
⁴Authorized by Section 24 of Chapter 79-212, Laws of Florida

ABSTRACT OF GENERAL REVENUE APPROPRIATIONS

Adjustments	Less Appropriations in Reserve	Plus Refunds and Restorations	Total Available	DISBURSEMENTS			Total Available Unexpended	Unexpended Appropriations June 30, 1981	Line No.
				Regular	Transfers	Total			
\$ 243,364.00	\$	\$	\$ 2,471,710.00	\$ 2,384,080.01	\$	\$ 2,384,080.01	\$ 87,629.99	\$ 87,629.99	3545
(12,000.00)	81,419.00	78,845.86	78,845.86	2,573.14	2,573.14	3546
47,666.00	554,220.00	541,970.71	541,970.71	12,249.29	12,249.29	3547
(11,200.00)	46,145.00	43,418.21	43,418.21	2,726.79	2,726.79	3548
(10,000.00)	3,446.00	1,996.83	1,996.83	1,449.17	1,449.17	3549
	<u>100,134.04</u>	<u>100,134.04</u>	<u>100,134.04</u>	3550
\$ 257,830.00	\$	\$	\$ 3,257,074.04	\$ 3,150,445.66	\$	\$ 3,150,445.66	\$ 106,628.38	\$ 106,628.38	3551
\$ 22,603.00	\$	\$	\$ 284,179.00	\$ 284,178.94	\$	\$ 284,178.94	\$.06	\$.06	3552
603.00	56,835.00	56,807.57	56,807.57	27.43	27.43	3553
	3,640.00	2,185.11	2,185.11	1,454.89	1,454.89	3554
	<u>1,795.65</u>	<u>1,795.65</u>	<u>1,795.65</u>	3555
\$ 23,206.00	\$	\$	\$ 346,449.65	\$ 344,967.27	\$	\$ 344,967.27	\$ 1,482.38	\$ 1,482.38	3556
\$ 79,436.00	\$	\$	\$ 585,607.00	\$ 585,578.03	\$	\$ 585,578.03	\$ 28.97	\$ 28.97	3557
(42,296.00)	2,384.00	1,343.20	1,343.20	1,040.80	1,040.80	3558
27,430.00	152,058.00	150,338.20	150,338.20	1,719.80	1,719.80	3559
	12,800.00	5,653.41	5,653.41	7,146.59	7,146.59	3560
22,340.00	104,310.00	90,312.80	90,312.80	13,997.20	13,997.20	3561
	<u>53,045.43</u>	<u>53,045.43</u>	<u>53,045.43</u>	3562
\$ 86,910.00	\$	\$	\$ 910,204.43	\$ 886,271.07	\$	\$ 886,271.07	\$ 23,933.36	\$ 23,933.36	3563
\$ 110,116.00	\$	\$	\$ 1,256,654.08	\$ 1,231,238.34	\$	\$ 1,231,238.34	\$ 25,415.74	\$ 25,415.74	3564
\$	\$	\$	\$ 2,625.00	\$ 2,625.00	\$	\$ 2,625.00	\$	\$	3565
	50,000.00	50,000.00	50,000.00	3566
	<u>20,000.00</u>	<u>20,000.00</u>	<u>20,000.00</u>	3567
\$	\$	\$	\$ 72,625.00	\$	\$	\$ 72,625.00	\$	\$	3568
\$	\$	\$	\$ 17,890.00	\$ 17,890.00	\$	\$ 17,890.00	\$	\$	3569
\$	\$	\$	\$ 17,890.00	\$	\$ 17,890.00	\$	\$	\$	3570
\$ 189,602,862.65	\$ 426,505.32	\$ 4,442,051,559.89	\$ 4,119,994,456.19	\$ 124,245,103.18	\$ 4,244,239,559.37	\$ 197,812,000.5	\$ 387,414,863.17	\$ 387,414,863.17	3571

DISBURSEMENTS BY FUND, DIVISION, AND DEPARTMENT

Line No.	Dept. and Div. No.	NAME OF DEPARTMENT AND DIVISION	OPERATING DISBURSEMENTS		
			General Revenue	Trust	Working Capital
1	000	TRANSFER OF FUNDS UNDER SECTION 215.18	\$	\$	\$
110-114 LEGISLATIVE BRANCH					
2	110	Legislature	\$ 26,380,820.64	\$ 24,532.08	\$
3	114	Auditor General	11,664,691.25	1,256,621.61	
4		TOTAL LEGISLATIVE BRANCH	\$ 38,045,511.89	\$ 1,281,153.69	\$
210-265 JUDICIAL BRANCH					
5	210	Supreme Court	\$ 3,235,414.57	\$ 1,955,304.38	\$
6	211	First District Court of Appeal	2,988,889.50		
7	212	Second District Court of Appeal	1,493,079.84		
8	213	Third District Court of Appeal	1,502,529.79		
9	214	Fourth & Fifth District Courts of Appeal	2,754,804.19		
10	215	State Attorney Division	43,890,239.17	1,396,935.68	
11	216	Public Defenders Division	23,487,755.30	27,436.27	
12	217	Administered Funds	7,388,514.77	49,577.85	
13	261	Circuit Courts and Other Related Matters	25,365,373.32		
14	262	Judicial Administrative Commission	415,961.54		
15	263	County Courts	13,947,804.19		
16	264	Judicial Qualifications Commission	115,395.83		
17	265	Judicial Council	51.20		
18		TOTAL JUDICIAL BRANCH	\$ 126,585,813.21	\$ 3,429,254.18	\$
310-313 GOVERNOR, EXECUTIVE OFFICE OF THE					
19	310	General Office	\$ 7,241,003.97	\$ 3,857,556.31	\$
20	311	Operation of the Governor's Mansion	197,205.83		
21	312	Office of the Prosecution Coordination and the Council for the Prosecution of Organized Crime	224,938.53		
22	313	Administered Funds	1,396,189.33		
23		TOTAL EXECUTIVE OFFICE OF THE GOVERNOR	\$ 9,059,337.66	\$ 3,857,556.31	\$
24	410	LEGAL AFFAIRS, DEPARTMENT OF, AND ATTORNEY GENERAL	\$ 5,278,117.73	\$ 1,197,467.47	\$
420-435 AGRICULTURE AND CONSUMER SERVICES, DEPARTMENT OF AND COMMISSIONER OF AGRICULTURE					
25	420	Office of Commissioner and Division of Administration	\$ 2,566,384.48	\$ 2,938,024.17	\$
26	421	Division of Inspection	5,926,223.80	1,483,732.53	
27	422	Division of Standards		3,378,635.56	
28	423	Division of Chemistry	1,201,214.22	1,871,784.28	
29	424	Division of Dairy Industry	1,201,817.36		
30	425	Division of Marketing	590,263.98	2,610,079.72	
31	426	Division of Fruit and Vegetable Inspection		2,030,752.17	
32	427	Division of Animal Industry	6,375,028.94	5,396,323.39	
33	428	Division of Plant Industry	5,366,425.99	836,003.41	
34	429	Division of Marketing, Citrus Inspection Trust Fund		8,978,528.30	
35	430	Division of Administration, General Inspection Trust Fund		7,494.23	
36	431	Division of Marketing (Market Improvements Working Capital Trust Fund)		267,750.09	
37	434	Division of Forestry	17,827,824.60	5,790,108.30	
38	435	Division of Consumer Services	500,709.31	101,992.95	
39		TOTAL DEPARTMENT OF AGRICULTURE AND CONSUMER SERVICES AND COMMISSIONER OF AGRICULTURE	\$ 41,555,892.68	\$ 35,691,209.10	\$

DISBURSEMENTS BY FUND, DIVISION, AND DEPARTMENT

Federal Revenue Sharing	Total Operating Disbursements	NON-OPERATING DISBURSEMENTS				Total Non-Operating Disbursements	Total Disbursements	Line No.
		Aid Cities, Counties, and Others	Investments	County and Other Debt Service	Transfers, Refunds, and Other Non-Operating			
\$	\$	\$	\$	\$	\$ 137,982,898.45	\$ 137,982,898.45	\$ 137,982,898.45	1
\$	\$ 26,405,352.72	\$	\$	\$	\$	\$	\$ 26,405,352.72	2
\$	12,921,312.86	\$	\$	\$	1,261,886.15	1,261,886.15	14,183,199.01	3
\$	\$ 39,326,665.58	\$	\$	\$	\$ 1,261,886.15	\$ 1,261,886.15	\$ 40,588,551.73	4
\$	\$ 5,190,718.95	\$	\$	\$	\$ 30,810.07	\$ 30,810.07	\$ 5,221,529.02	5
\$	2,988,889.50	\$	\$	\$	\$	\$	2,988,889.50	6
\$	1,493,079.84	\$	\$	\$	\$	\$	1,493,079.84	7
\$	1,502,529.79	\$	\$	\$	\$	\$	1,502,529.79	8
\$	2,754,804.19	\$	\$	\$	\$	\$	2,754,804.19	9
\$	45,287,174.85	\$	\$	\$	34,661.78	34,661.78	45,321,836.63	10
\$	23,515,191.57	\$	\$	\$	\$	\$	23,515,191.57	11
\$	7,438,092.62	\$	\$	\$	50,000.00	50,000.00	7,488,092.62	12
\$	25,365,373.32	\$	\$	\$	\$	\$	25,365,373.32	13
\$	415,961.54	\$	\$	\$	\$	\$	415,961.54	14
\$	13,947,804.19	\$	\$	\$	\$	\$	13,947,804.19	15
\$	115,395.83	\$	\$	\$	\$	\$	115,395.83	16
\$	51.20	\$	\$	\$	\$	\$	51.20	17
\$	\$ 130,015,067.39	\$	\$	\$	\$ 115,471.85	\$ 115,471.85	\$ 130,130,539.24	18
\$	\$ 11,098,560.28	\$	\$ 16,953,618.00	\$	\$ 2,685,290.45	\$ 19,638,908.45	\$ 30,737,468.73	19
\$	197,205.83	\$	\$	\$	\$	\$	197,205.83	20
\$	224,938.53	\$	\$	\$	\$	\$	224,938.53	21
\$	1,396,189.33	\$	\$	\$	\$	\$	1,396,189.33	22
\$	\$ 12,916,893.97	\$	\$ 16,953,618.00	\$	\$ 2,685,290.45	\$ 19,638,908.45	\$ 32,555,802.42	23
\$	\$ 6,475,585.20	\$	\$	\$	\$ 615,705.43	\$ 615,705.43	\$ 7,091,290.63	24
\$	\$ 5,504,408.65	\$	\$ 85,000.00	\$	\$ 102,131.96	\$ 187,131.96	\$ 5,691,540.61	25
\$	7,409,956.33	\$	\$	\$	527,154.50	527,154.50	7,937,110.83	26
\$	3,378,635.56	\$	\$	\$	408,126.29	408,126.29	3,786,761.85	27
\$	3,072,998.50	\$	\$	\$	138,405.10	138,405.10	3,211,403.60	28
\$	1,201,817.36	\$	\$	\$	\$	\$	1,201,817.36	29
\$	3,200,343.70	\$	\$	\$	381,609.88	381,609.88	3,581,953.58	30
\$	2,030,752.17	\$	\$	\$	180,380.98	180,380.98	2,211,133.15	31
\$	11,771,352.33	\$	\$	\$	365,048.70	365,048.70	12,136,401.03	32
\$	6,202,429.40	\$	\$	\$	66,096.18	66,096.18	6,268,525.58	33
\$	8,978,528.30	\$	2,500,000.00	\$	5,826,055.07	8,326,055.07	17,304,583.37	34
\$	7,494.23	\$	\$	\$	\$	\$	7,494.23	35
\$	267,750.09	\$	150,000.00	\$	\$	150,000.00	417,750.09	36
\$	23,617,932.90	\$	\$	328,755.68	2,452,087.60	2,780,843.28	26,398,776.18	37
\$	602,702.26	\$	80,000.00	\$	10.00	80,010.00	682,712.26	38
\$	\$ 77,247,101.78	\$	\$ 2,815,000.00	\$ 328,755.68	\$ 10,447,106.26	\$ 13,590,861.94	\$ 90,837,963.72	39

DISBURSEMENTS BY FUND, DIVISION, AND DEPARTMENT

Line No.	Dept. and Div. No.	NAME OF DEPARTMENT AND DIVISION	OPERATING DISBURSEMENTS		
			General Revenue	Trust	Working Capital
440-444 BANKING AND FINANCE, DEPARTMENT OF AND COMPTROLLER					
40	440	Office of Comptroller and Division of Administration	\$ 1,824,930.60	\$ 913,077.37	\$
41	441	Division of Accounting and Auditing	7,055,181.87	3,366,583.07	
42	442	Division of Banking		3,006,249.29	
43	443	Division of Finance		1,494,419.52	
44	444	Division of Securities	507,340.03		
45		TOTAL DEPARTMENT OF BANKING AND FINANCE AND COMPTROLLER	\$ 9,387,452.50	\$ 8,780,329.25	\$
450-456 STATE, DEPARTMENT OF AND SECRETARY OF					
46	450	Office of Secretary and Division of Administrative Services	\$ 2,900,207.78	\$ 164,159.97	\$
47	451	Division of Elections	679,192.95	283,414.53	
48	452	Division of Archives, History and Records Management	1,453,652.19	1,164,468.25	
49	453	Division of Corporations	2,353,593.66	165,172.17	
50	454	Division of Library Services	921,488.82	414,741.54	
51	455	Division of Cultural Affairs	2,705,295.27	2,099,483.07	
52	456	Division of Licensing	431,442.18	39,627.26	
53		TOTAL DEPARTMENT OF STATE AND SECRETARY OF STATE	\$ 11,444,872.85	\$ 4,331,066.79	\$
471-473 COMMERCE, DEPARTMENT OF					
54	471	Office of the Secretary and Administrative Services	\$ 735,841.90	\$ 51,201.80	\$
55	472	Division of Tourism	5,670,979.78	61,163.94	
56	473	Division of Economic Development	4,787,232.97	383,325.03	
57		TOTAL DEPARTMENT OF COMMERCE	\$ 11,194,054.65	495,690.77	
481-499 EDUCATION, DEPARTMENT OF AND COMMISSIONER OF					
58	481	Office of the Deputy Commissioner for Educational Management	\$ 6,894,420.85	45,847,986.38	\$
59	482	Office of the Deputy Commissioner for Administration	3,676,838.68	2,200,731.21	
60	483	Office of the Deputy Commissioner for Special Programs	23,943,922.18	4,195,301.84	
61	484	Division of Public Schools	18,402,503.32	8,316,814.28	
62	485	Division of Vocational Education	2,768,927.05	2,976,872.93	
63	486	Division of Community Colleges	3,857,367.45	156,078.18	
64	487	Office of Blind Services	4,097,178.16	8,059,052.12	
65	488	Division of Projects, Contracts and Grants		4,269,053.42	
66	489	Florida School for the Deaf and Blind	7,921,253.02	2,830,757.35	
67	490	Division of Universities	18,624,651.11	108,664,848.85	
68	491	University of Florida	167,336,220.44	133,177,108.61	
69	492	Florida State University	82,987,446.63	41,483,869.75	
70	493	Florida Agricultural and Mechanical University	21,324,935.89	8,900,715.56	
71	494	University of Central Florida	32,879,434.40	11,561,203.90	
72	495	University of South Florida	62,895,139.49	28,891,475.17	
73	496	Florida Atlantic University	24,226,192.20	6,648,617.43	
74	497	University of West Florida	18,713,800.79	9,144,636.13	
75	498	Florida International University	35,391,931.84	7,588,739.24	
76	499	University of North Florida	14,428,167.63	2,263,072.80	
77		TOTAL DEPARTMENT OF EDUCATION AND COMMISSIONER OF EDUCATION	\$ 550,370,331.13	\$ 437,176,935.15	\$
510-519 ADMINISTRATION, DEPARTMENT OF					
78	510	Office of the Secretary	\$ 78,465.17	\$ 1,272,407.91	\$
79	511	Division of Budget			
80	512	Division of State Planning			
81	513	Division of State Planning			
82	514	Division of Administrative Hearings	718,254.41	467,631.16	
83	515	Division of Personnel	696,420.45	7,693,651.18	

DISBURSEMENTS BY FUND, DIVISION, AND DEPARTMENT

Federal Revenue Sharing	Total Operating Disbursements	NON-OPERATING DISBURSEMENTS				Total Non-Operating Disbursements	Total Disbursements	Line No.
		Aid Cities, Counties, and Others	Investments	County and Other Debt Service	Transfers, Refunds, and Other Non-Operating			
\$	\$ 2,738,007.97	\$	\$	\$	\$	\$	\$ 2,738,007.97	40
.....	10,421,764.94	1,657,242.66	1,614,693.81	287,110,081.81	290,382,018.28	300,803,783.22	41
.....	3,006,249.29	2,650,000.00	649,825.90	3,299,825.90	6,306,075.19	42
.....	1,494,419.52	535,000.00	994,273.91	1,529,273.91	3,023,693.43	43
.....	507,340.03	200,000.00	1,618.00	201,618.00	708,958.03	44
\$	\$ 18,167,781.75	\$ 1,657,242.66	\$ 4,999,693.81	\$	\$ 288,755,799.62	\$ 295,412,736.09	\$ 313,580,517.84	45
\$	\$ 3,064,367.75	\$	\$	\$	\$ 247.83	\$ 247.83	\$ 3,064,615.58	46
.....	962,607.48	119,020.93	119,020.93	1,081,628.41	47
.....	2,618,120.44	842,273.66	842,273.66	3,460,394.10	48
.....	2,518,765.83	60.00	60.00	2,518,825.83	49
.....	1,336,230.36	5,570,801.82	87,460.68	5,658,262.50	6,994,492.86	50
.....	4,804,778.34	98,774.02	2,390,967.42	2,489,741.44	7,294,519.78	51
.....	471,069.44	205.00	205.00	471,274.44	52
\$	\$ 15,775,939.64	\$ 5,669,575.84	\$	\$	\$ 3,440,235.52	\$ 9,109,811.36	\$ 24,885,751.00	53
\$	\$ 787,043.70	\$	\$	\$	\$	\$	\$ 787,043.70	54
.....	5,732,143.72	295,126.00	295,126.00	6,027,269.72	55
.....	5,170,558.00	11,318,855.74	11,318,855.74	16,489,413.74	56
\$	\$ 11,689,745.42	\$	\$	\$	\$ 11,613,981.74	\$ 11,613,981.74	\$ 23,303,727.16	57
\$	\$ 52,742,407.23	\$ 204,872,936.59	\$ 397,473,291.11	\$	\$ 68,713,473.18	\$ 671,059,700.88	\$ 723,802,108.11	58
.....	5,877,569.89	5,877,569.89	59
.....	28,139,224.02	107,734.80	1,443,882.67	1,551,617.47	29,690,841.49	60
40,594.43	26,759,912.03	1,853,408,250.49	5,181,000.00	185,117,964.68	2,043,707,215.17	2,070,467,127.20	61
.....	5,745,799.98	34,921,143.45	432,635.81	35,353,779.26	41,099,579.24	62
.....	4,013,445.63	241,991,048.00	100,000.00	242,091,048.00	246,104,493.63	63
.....	12,156,230.28	100,000.00	789,927.15	889,927.15	13,046,157.43	64
.....	4,269,053.42	1,809,602.72	1,809,602.72	6,078,656.14	65
.....	10,752,010.37	10,923.19	10,923.19	10,762,933.56	66
.....	127,289,499.96	26,449,568.64	7,022,626.80	33,472,195.44	160,761,695.40	67
.....	300,513,329.05	7,062,622.00	1,130,186.55	27,376,884.63	35,569,693.18	336,083,022.23	68
.....	124,471,316.38	600,000.00	855,859.76	840,442.94	2,296,302.70	126,767,619.08	69
.....	30,225,651.45	401,611.20	112,939.24	932,492.09	1,447,042.53	31,672,693.98	70
.....	44,440,638.30	281,257.55	68,450.00	971,314.73	1,321,022.28	45,761,660.58	71
.....	91,786,614.66	2,772,595.00	476,383.16	3,408,537.52	6,657,515.68	98,444,130.34	72
.....	30,874,809.63	1,463,891.24	143,580.00	521,659.38	2,129,130.62	33,003,940.25	73
.....	27,858,436.92	401,168.58	191,078.24	26,887.95	619,134.77	28,477,571.69	74
.....	42,980,671.08	700,000.00	240,104.02	940,104.02	43,920,775.10	75
.....	16,691,240.43	17,613.60	48,528.54	66,142.14	16,757,382.57	76
\$ 40,594.43	\$ 987,587,860.71	\$ 2,335,193,378.53	\$ 443,012,353.72	\$ 2,978,476.95	\$ 299,807,888.00	\$ 3,080,992,097.20	\$ 4,068,579,957.91	77
\$	\$ 1,350,873.08	\$	\$ 17,062,914.07	\$	\$ 2,312.00	\$ 17,065,226.07	\$ 18,416,099.15	78
.....	13,116.28	13,116.28	13,116.28	80
.....	1,185,885.57	1,185,885.57	82
.....	8,390,071.63	29,050,000.00	56,161,874.44	85,211,874.44	93,601,946.07	83

DISBURSEMENTS BY FUND, DIVISION, AND DEPARTMENT

Line No.	Dept. and Div. No.	NAME OF DEPARTMENT AND DIVISION	OPERATING DISBURSEMENTS		
			General Revenue	Trust	Working Capital
84	516	Division of Retirement	12,644,995.39	239,096,409.96	
85	518	Commission on Human Relations	586,204.53	178,076.23	
86	519	Human Resource Management		2,089,559.82	
87		TOTAL DEPARTMENT OF ADMINISTRATION	\$ 14,724,339.95	\$ 250,797,736.26	\$
520-528 VETERAN AND COMMUNITY AFFAIRS, DEPARTMENT OF					
88	520	Office of the Secretary	\$ 608,526.57	\$ 477,770.01	\$
89	521	Division of Community Services	206,711.61	2,212,073.80	
90	523	Division of Disaster Preparedness			
91	524	Division of Veterans Affairs	913,323.72	187,971.75	
92	525	Division of Technical Assistance			
93	527	Division of Public Safety	914,825.46	2,007,620.35	
94	528	Division of Local Resource Management	1,619,144.66	2,984,684.44	
95	529	Florida Housing Finance Agency		46,924.10	
96		TOTAL DEPARTMENT OF COMMUNITY AFFAIRS	\$ 4,262,532.02	\$ 7,917,044.45	\$
530-536 BUSINESS REGULATION, DEPARTMENT OF					
97	530	Office of Secretary	\$ 559,076.00	\$ 632,755.43	\$
98	531	Division of Pari-Mutuel Wagering		5,282,290.38	
99	532	Division of Hotels and Restaurants		2,843,777.45	
100	533	Division of Florida Land Sales and Condominiums		1,489,646.75	
101	534	Division of Alcoholic Beverages and Tobacco	5,950,985.56	126,748.83	
102	535	Division of General Regulation	86,931.26		
103	536	State Mobile Home LandLord Commission			
104		TOTAL DEPARTMENT OF BUSINESS REGULATIONS	\$ 6,596,992.82	\$ 10,375,218.84	\$
540-546 LABOR AND EMPLOYMENT SECURITY, DEPARTMENT OF					
105	540	Office of the Secretary and Administrative Services	\$ 1,203,509.77	\$ 24,572,794.53	\$
106	541	Division of Labor	800,728.90	18,669.32	
107	542	Division of Employment Security	187,164.00	274,828,771.58	
108	544	Division of Economic Development			
109	545	Division of Worker's Compensation		15,681,571.19	
110	546	Division of Employment and Training		4,623,858.83	
111		TOTAL DEPARTMENT OF LABOR AND EMPLOYMENT SECURITY	\$ 2,191,402.67	\$ 319,725,665.45	\$
550-557 TRANSPORTATION, DEPARTMENT OF					
112	550	Office of the Secretary and Division of Administration	\$	\$ 17,095,174.13	\$
113	551	Division of Public Transportation Operations	10,515,327.75		
114	552	Division of Planning and Programming		6,471,566.37	
115	553	Division of Road Operations	30,908,877.00	773,096,509.35	
116	554	Division of Road Operations		13,193,090.79	
117	555	Burns Data Center		2,417,432.49	
118	556	Centralized Mobile Equipment and Warehouse Operations		32,529,266.25	
119	557	Public Transportation Operations		4,215,780.79	
120		TOTAL DEPARTMENT OF TRANSPORTATION	\$ 41,424,204.75	\$ 849,018,820.17	\$
121	560	ENVIRONMENTAL REGULATION, DEPARTMENT OF	\$ 17,648,195.73	46,605,503.46	\$

DISBURSEMENTS BY FUND, DIVISION, AND DEPARTMENT

Federal Revenue Sharing	Total Operating Disbursements	NON-OPERATING DISBURSEMENTS				Total Non-Operating Disbursements	Total Disbursements	Line No.
		Aid Cities, Counties, and Others	Investments	County and Other Debt Service	Transfers, Refunds, and Other Non-Operating			
	251,741,405.35		1,210,458,000.00		867,664,036.49	2,078,122,036.49	2,329,863,441.84	84
	764,280.76				19,758.31	19,758.31	784,039.07	85
	2,089,559.82						2,089,559.82	86
\$	\$ 265,522,076.21	\$	\$ 1,256,570,914.07	\$	\$ 923,861,097.52	\$ 2,180,432,011.59	\$ 2,445,954,087.80	87
\$	\$ 1,086,296.58	\$	\$	\$	\$ 558,581.74	\$ 558,581.74	\$ 1,644,878.32	88
	2,418,785.41	933,817.37			2,792,121.84	3,725,939.21	6,144,724.62	84
								90
	1,101,295.47						1,101,295.47	91
								92
	2,922,445.81				29,511,668.60	29,511,668.60	32,434,114.41	93
	4,603,829.10		6,925,000.00		18,030,735.01	24,955,735.01	29,559,564.11	94
	46,924.10		27,000.00		147,438.72	174,438.72	221,362.82	95
\$	\$ 12,179,576.47	\$ 933,817.37	\$ 6,952,000.00	\$	\$ 51,040,545.91	\$ 58,926,363.28	\$ 71,105,939.75	96
\$	\$ 1,191,831.43	\$	\$	\$	\$ 20,572.60	\$ 20,572.60	\$ 1,212,404.03	97
	5,282,290.38	29,915,500.00	1,000,000.00		27,347,647.58	58,263,147.58	63,545,437.96	98
	2,843,777.45		250,000.00		397,975.81	647,975.81	3,491,753.26	99
	1,489,646.75		200,000.00		209,186.90	409,186.90	1,898,833.65	100
	6,077,734.39				283,521,765.89	283,521,765.89	289,599,500.28	101
	86,931.26				5.00	5.00	86,936.26	102
								103
\$	\$ 16,972,211.66	\$ 29,915,500.00	\$ 1,450,000.00	\$	\$ 311,497,153.78	\$ 342,862,653.78	\$ 359,834,865.44	104
\$	\$ 25,776,304.30	\$	\$ 5,500,000.00	\$ 94,525.00	\$ 1,950,489.16	\$ 7,545,014.16	\$ 33,321,318.46	105
	819,398.22				211,994.00	211,994.00	1,031,392.22	106
	275,015,935.58				222,617,211.18	222,617,211.18	497,633,146.76	107
					22,785.40	22,785.40	22,785.40	108
	15,681,571.19				6,830,169.91	6,830,169.91	22,511,741.10	109
	4,623,858.83	44,777,534.76			3,664,810.90	48,442,345.66	53,066,204.49	110
\$	\$ 321,917,068.12	\$ 44,77,534.76	\$ 5,500,000.00	\$ 94,525.00	\$ 235,297,460.55	\$ 285,669,520.31	\$ 607,586,588.43	111
\$	\$ 17,095,174.13	\$	\$ 33,824,415.59	\$	\$ 2,963,263.95	\$ 36,787,679.54	\$ 53,882,853.67	112
	10,515,327.75						10,515,327.75	113
	6,471,566.37				1,615,750.06	1,615,750.06	8,087,316.43	114
	804,005,386.35		124,362,425.82		782,304,149.64	906,666,575.46	1,710,671,961.81	115
	13,193,090.79		17,940.77		28,442,763.80	28,460,704.57	41,653,795.36	116
	2,417,432.49				189,940.00	189,940.00	2,607,372.49	117
	32,529,266.25				1,191,665.32	1,191,665.32	33,720,931.57	118
	4,215,780.79				10,048,451.47	10,048,451.47	14,264,232.26	119
\$	\$ 890,443,024.92	\$	\$ 158,204,782.18	\$	\$ 826,755,984.24	\$ 984,960,766.42	\$ 1,875,403,791.34	120
\$	\$ 64,253,699.19	\$	\$ 60,686,915.43	\$	\$ 17,459,835.38	\$ 78,146,750.81	\$ 142,400,450.00	121

DISBURSEMENTS BY FUND, DIVISION, AND DEPARTMENT

Line No.	Dept. and Div. No.	NAME OF DEPARTMENT AND DIVISION	OPERATING DISBURSEMENTS		
			General Revenue	Trust	Working Capital
122	570	CITRUS, DEPARTMENT OF	\$	\$ 31,765,275.89	\$
580-583 PROFESSIONAL REGULATION, DEPARTMENT OF					
123	580	Office of the Secretary and Division of General Services	\$	\$ 14,030,770.42	\$
124	581	Consolidated Regulatory Boards
125	582	Division of Professions
126	583	Division of Occupations
127		TOTAL DEPARTMENT OF PROFESSIONAL AND OCCUPATIONAL REGULATION	\$	\$ 14,030,770.42	\$
590-604 HEALTH AND REHABILITATIVE SERVICES, DEPARTMENT OF					
128	590	Service Delivery Management and Support Services	\$ 30,158,962.29	\$ 12,939,902.99	\$
129	591	District Administration	14,921,835.64	4,189,229.68
130	592	Division of Children's Medical Services	19,705,903.39	8,458,687.70
131	593	Division of Aging and Adult Services	12,331,345.03	12,355,925.96
132	594	Division of Youth Services	33,931,648.64	14,308,537.53
133	595	Division of Mental Health Services	114,710,369.71	12,108,838.64
134	596	Division of Retardation Services	102,222,911.61	42,392,401.78
135	597	Division of Vocational Rehabilitative Services	7,056,397.34	29,775,421.55
136	598	Division of Social and Economic Services	135,421,332.45	255,246,737.80
137	599	Division of Health Services	37,016,828.14	122,075,131.06
138	600	Office of the Secretary	2,114,512.52	265,240.96
139	601	Office of the Assistant Secretary for Administrative Services	14,189,527.35	13,429,658.20
140	602	Office of the Assistant Secretary for Programs	14,288,003.00	13,078,415.58
141	603	Office of the Assistant Secretary for Operations	19,071,446.50	22,665,440.65
142	604	Crimes Compensation Commission
143	605	Division of Medicaid Services	\$ 165,306,799.60	\$ 330,251,961.49	\$
144		TOTAL DEPARTMENT OF HEALTH AND REHABILITATIVE SERVICES	\$ 722,447,823.21	\$ 893,541,531.57	\$
145	610	PUBLIC SERVICE COMMISSION	\$	\$ 9,774,962.67	\$
146	620	MILITARY AFFAIRS, DEPARTMENT OF	\$ 2,665,065.27	\$ 937,527.69	\$
147	640	ETHICS, COMMISSION ON	\$ 245,301.85	\$	\$
700-705 CORRECTIONS, DEPARTMENT OF					
148	700	Office of the Secretary and Office of Management and Budget	\$ 8,500,799.49	\$ 4,438,994.93	\$
149	701	Office of Assistant Secretary for Programs	2,062,212.26	6,033,603.72
150	702	Office of Assistant Secretary for Operations and Regional Administration	2,750,707.26	15,128,915.69
151	703	Major Institutions	122,405,984.56	609,129.21
152	704	Community Facilities and Road Prisons	11,629,849.78
153	705	Probation and Parole Services	19,872,236.44
154		TOTAL DEPARTMENT OF CORRECTIONS	\$ 167,221,789.79	\$ 26,210,643.55	\$
710-714 LAW ENFORCEMENT, DEPARTMENT OF					
155	710	Office of the Executive Director and Division of Staff Services	\$ 6,126,229.52	\$ 292,827.12	\$
156	712	Division of Criminal Investigations	9,049,187.97	88,900.25
157	713	Division of Standards and Training	600,544.63	441,908.58
158	714	Division of Criminal Justice Information System	5,593,749.80	3,811,261.88
159		TOTAL DEPARTMENT OF LAW ENFORCEMENT	\$ 21,369,711.92	\$ 4,634,897.83	\$

DISBURSEMENTS BY FUND, DIVISION, AND DEPARTMENT

Federal Revenue Sharing	Total Operating Disbursements	NON-OPERATING DISBURSEMENTS				Total Non-Operating Disbursements	Total Disbursements	Line No.
		Aid Cities, Counties, and Others	Investments	County and Other Debt Service	Transfers, Refunds, and Other Non-Operating			
\$	\$ 31,765,275.89	\$	\$ 9,500,000.00	\$	\$ 854,342.91	\$ 10,354,342.91	\$ 42,119,618.80	122
\$	\$ 14,030,770.42	\$	\$ 3,100,000.00	\$	\$ 714,025.07	\$ 3,814,025.07	\$ 17,844,795.49	123
.....	124
.....	125
.....	126
\$	\$ 14,030,770.42	\$	\$ 3,100,000.00	\$	\$ 714,025.07	\$ 3,814,025.07	\$ 17,884,795.49	127
\$	\$ 43,098,865.28	\$	\$	\$	\$ 304,020.84	\$ 304,020.84	\$ 43,402,886.12	128
.....	19,111,065.32	1,621.41	1,621.41	19,112,686.73	129
.....	28,164,591.09	7,261,560.99	7,261,560.99	35,426,152.08	130
.....	24,687,270.99	46,455,322.72	46,455,322.72	71,142,593.71	131
.....	48,240,186.17	837,108.66	837,108.66	49,077,294.83	132
.....	126,819,208.35	82,890,350.61	82,890,350.61	209,709,558.96	133
.....	144,615,313.39	2,506,574.99	2,506,574.99	147,121,888.38	134
.....	36,831,818.89	83,055.35	1,202,170.84	1,285,226.19	38,117,045.08	135
.....	390,668,070.25	17,610,849.39	17,610,849.39	408,278,919.64	136
.....	159,091,959.20	19,297,564.01	19,297,564.01	178,389,523.21	137
.....	2,379,753.48	114.14	114.14	2,379,867.62	138
.....	27,619,185.55	3,791,688.60	141,611,502.74	145,403,191.34	173,022,376.89	139
.....	27,366,418.58	405,062.51	405,062.51	27,771,481.09	140
.....	41,736,887.15	4,026,723.35	4,026,723.35	45,763,610.50	141
.....	76,054.77	76,054.77	76,054.77	142
.....	495,558,761.09	2,021,719.22	2,021,719.22	497,580,480.31	143
\$	\$ 1,615,989,354.78	\$	\$ 3,874,743.95	\$	\$ 326,508,321.19	\$ 330,383,065.14	\$ 1,946,372,419.92	144
\$	\$ 9,774,962.67	\$	\$ 7,000,000.00	\$	\$ 2,942,908.11	\$ 9,942,908.11	\$ 19,717,870.78	145
\$	\$ 3,602,592.96	\$	\$	\$	\$	\$	\$ 3,602,592.96	146
\$	\$ 245,301.85	\$	\$	\$	\$	\$	\$ 245,301.85	147
\$	\$ 12,939,794.42	\$	\$	\$	\$ 86,956.17	\$ 86,956.17	\$ 13,026,750.59	148
.....	8,095,815.98	8,095,815.98	149
.....	17,879,622.95	905,000.00	369.23	905,369.23	18,784,992.18	150
.....	123,015,113.77	123,015,113.77	151
.....	11,629,849.78	11,629,849.78	152
.....	19,872,236.44	19,560.42	19,560.42	19,891,796.86	153
\$	\$ 193,432,433.34	\$	\$ 905,000.00	\$	\$ 106,885.82	\$ 1,011,885.82	\$ 194,444,319.16	154
\$	\$ 6,419,056.64	\$	\$	\$	\$ 5,959.08	\$ 5,959.08	\$ 6,425,015.72	155
.....	9,138,088.22	1,856.25	1,856.25	9,139,944.47	156
.....	1,042,453.21	860,053.50	860,053.50	1,902,506.71	157
.....	9,405,011.68	501,171.73	501,171.73	9,906,183.41	158
\$	\$ 26,004,609.75	\$	\$	\$	\$ 1,369,040.56	\$ 1,369,040.56	\$ 27,373,650.31	159

DISBURSEMENTS BY FUND, DIVISION, AND DEPARTMENT

Line No.	Dept. and Div. No.	NAME OF DEPARTMENT AND DIVISION	OPERATING DISBURSEMENTS		
			General Revenue	Trust	Working Capital
720-829 GENERAL SERVICES, DEPARTMENT OF					
160	720	Office of the Executive Director and Division of Administration	\$ 1,710,303.35	\$	\$
161	721	Division of Security	1,329,262.52		
162	722	Division of Purchasing	1,225,392.33	24,622.74	
163	723	Division of Electronic Data Processing	633,974.89	8,312,055.02	
164	724	Division of Building Construction and Property Management—Operating		12,625,638.98	
165	725	Division of Building Construction and Property Management—Fixed Capital Outlay	56,164,177.59	3,006,814.61	
166	726	Division of Motor Pool	1,123,043.75	1,856,564.07	
167	727	Division of Surplus Property		975,368.46	
168	728	Division of Bond Finance	123,471.13	739,560.42	
169	729	Division of Communications	950,874.27	19,842,288.90	
170		TOTAL DEPARTMENT OF GENERAL SERVICES	\$ 63,260,499.83	\$ 47,382,913.20	\$
730-736 REVENUE, DEPARTMENT OF					
171	730	Office of the Executive Director and Division of Administration	\$ 2,157,059.93	\$ 2,404,091.42	\$
172	732	Division of Ad Valorem Tax		3,010,271.23	
173	735	Division of Audits	5,775,045.89	1,802,763.87	
174	736	Division of Collections And Enforcement	6,278,729.72	2,684,262.85	
175		TOTAL DEPARTMENT OF REVENUE	\$ 14,210,835.54	\$ 9,901,389.37	\$
740-747 NATURAL RESOURCES, DEPARTMENT OF					
176	740	Office of the Executive Director and Division Administrative Service	\$ 3,676,115.31	\$ 269,337.87	\$
177	741	Division of State Lands	2,656,243.87	3,908,559.21	
178	742	Division of Marine Resources	4,256,703.67	566,865.90	
179	745	Division of Recreation and Parks	248,783.90	31,911,071.77	
180	746	Division of Law Enforcement	6,403,812.79	3,376,319.33	
181	747	Division of Resource Management	928,831.40	1,230,481.32	
182		TOTAL DEPARTMENT OF NATURAL RESOURCES	\$ 18,170,490.94	\$ 41,262,635.40	\$
183	750	INTERNAL IMPROVEMENT TRUST FUND, BOARD OF TRUSTEES	\$	\$ 1,302.03	\$
760-763 HIGHWAY SAFETY AND MOTOR VEHICLES, DEPARTMENT OF					
184	760	Office of the Executive Director and Division of Administrative Service	\$ 4,213,629.63	\$ 8,008,368.32	\$
185	761	Division of Florida Highway Patrol	39,021,916.55	6,815,406.37	
186	762	Division of Driver's Licenses	14,914,875.02	6,810,861.31	
187	763	Division of Motor Vehicles	14,722,481.88	263,244.05	
188		TOTAL DEPARTMENT OF HIGHWAY SAFETY AND MOTOR VEHICLES	\$ 72,872,903.08	\$ 21,897,880.05	\$
770-774 GAME AND FRESH WATER FISH COMMISSION					
189	770	Division of Game and Fresh Water Fish	\$ 75,125.07	\$ 16,247.52	\$
190	771	Office of the Executive Director and Division of Administrative Service	653,852.30	3,423,177.67	
191	772	Division of Law Enforcement	7,473,309.34	1,912,385.99	
192	773	Division of Wildlife	396,558.00	3,537,176.84	
193	774	Division of Fisheries	335,800.00	3,370,115.19	
194		TOTAL DEPARTMENT OF GAME AND FRESH WATER FISH COMMISSION	\$ 8,934,644.71	\$ 12,259,103.21	\$
195	780	PAROLE AND PROBATION COMMISSION	\$ 3,150,445.66	\$ 6,393.00	\$

DISBURSEMENTS BY FUND, DIVISION, AND DEPARTMENT

Federal Revenue Sharing	Total Operating Disbursements	NON-OPERATING DISBURSEMENTS				Total Non-Operating Disbursements	Total Disbursements	Line No.						
		Aid Cities, Counties, and Others	Investments	County and Other Debt Service	Transfers, Refunds, and Other Non-Operating									
\$	1,710,303.35	\$	74,700.00	\$	120,000.00	\$	194,700.00	\$	1,905,003.35	160				
	1,329,262.52								1,329,262.52	161				
	1,250,015.07				6,487.41	6,487.41			1,256,502.48	162				
	8,946,029.91		800,000.00		9.58	800,009.58			9,746,039.49	163				
	12,625,638.98		1,267,443.00	1,730,000.00	6,260,472.18	9,257,915.18			21,883,554.16	164				
6,794.65	59,177,786.85								59,177,786.85	165				
	2,979,607.82		80,000.00			80,000.00			3,059,607.82	166				
	975,368.46		61,000.00		3,234.23	64,234.23			1,039,602.69	167				
	863,031.55		1,979,500.00		1,515,525.43	3,495,025.43			4,358,056.98	168				
	20,793,163.17		3,250,000.00		465.52	3,250,465.52			24,043,628.69	169				
\$	6,794.65	\$	110,650,207.68	\$	7,512,643.00	\$	1,730,000.00	\$	7,906,194.35	\$	17,148,837.35	\$	127,799,045.03	170
\$	4,561,151.35	\$	177,384,599.59	\$		\$	155,619,932.56	\$	333,004,532.15	\$	337,565,683.50	171		
	3,010,271.23		12,152,036.19	1,301,702.71		153,527,720.51	166,981,459.41		169,991,730.64	172				
	7,577,809.76					11.20	11.20		7,577,820.96	173				
	8,962,992.57	183,549,808.89				934,236,976.01	1,117,786,784.90		1,126,749,777.47	174				
\$	24,112,224.91	\$	373,086,444.67	\$	1,301,702.71	\$	1,243,384,640.28	\$	1,617,772,787.66	\$	1,641,885,012.57	175		
\$	3,945,453.18	\$		\$		\$	82,240.05	\$	82,240.05	\$	4,027,693.23	176		
	6,564,803.08		3,000,000.00	15,685,926.49		81,753,052.73	100,438,979.22		107,003,782.30	177				
	4,823,569.57	4,186,106.42	9,122,994.00			7,142,098.79	20,451,199.21		25,274,768.78	178				
	32,159,855.67		12,000,000.00	4,454,608.77		17,528,485.26	33,983,094.03		66,142,949.70	179				
	9,780,132.12		2,500,000.00			1,520,815.90	4,020,815.90		13,800,948.02	180				
	2,159,312.72		1,300,000.00			4,875,373.57	6,175,373.57		8,334,686.29	181				
\$	59,433,126.34	\$	4,186,106.42	\$	27,922,944.00	\$	20,140,535.26	\$	112,902,066.30	\$	165,151,701.98	\$	224,584,828.32	182
\$	1,302.03	\$		\$	20,300.00	\$		\$	20,300.00	\$		\$	21,602.03	183
\$	12,221,997.95	\$		\$		\$	1,000,376.13	\$	1,000,376.13	\$	13,222,374.08	184		
	45,837,322.92					53,757.82	53,757.82		45,891,080.74	185				
	21,725,736.33					7,477.47	7,477.47		21,733,213.80	186				
	14,985,725.93	16,229,497.80				841,479.14	17,070,976.94		32,056,702.87	187				
\$	94,770,783.13	\$	16,229,497.80	\$		\$	1,903,090.56	\$	18,132,588.36	\$	112,903,371.49	188		
\$	91,372.59	\$		\$	315,000.00	\$		\$	315,000.00	\$	406,372.59	189		
	4,077,029.97		1,600,000.00			871,851.00	2,471,851.00		6,548,880.97	190				
	9,385,695.33								9,385,695.33	191				
	3,933,734.84		1,005,000.00				1,005,000.00		4,938,734.84	192				
	3,705,915.19								3,705,915.19	193				
\$	21,193,747.92	\$		\$	2,920,000.00	\$	871,851.00	\$	3,791,851.00	\$	24,985,598.92	194		
\$	3,156,838.66	\$		\$		\$		\$		\$	3,156,838.66	195		

DISBURSEMENTS BY FUND, DIVISION, AND DEPARTMENT

Line No.	Dept. and Div. No.	NAME OF DEPARTMENT AND DIVISION	OPERATING DISBURSEMENTS		
			General Revenue	Trust	Working Capital
800-819 INSURANCE AND TREASURER, DEPARTMENT OF,					
196	800	Office of the Treasurer and Division of Administration	\$ 344,967.27	\$ 2,638,747.40	\$
197	801	Division of State Fire Marshal		2,266,791.72	
198	802	Division of Fraudulent Claims		827,575.98	
199	803	Division of Rehabilitation and Liquidation		866,978.29	
200	804	Division of Insurance Company Regulation		2,421,388.55	
201	805	Division of Insurance Consumer Service		4,906,279.00	
202	806	Division of Liquefied Petroleum Gas		317,170.37	
203	807	Division of Insurance Rating		1,945,905.27	
204	815	Division of Insurance Consumer Services Agents and Solicitors County License Tax Trust Fund			
205	816	Division of Administration (Hospital Cost Containment Board)		770,964.30	
206	817	Division of State Fire Marshal		21,343.53	
207	818	Division of Risk Management		14,798,097.14	
208	819	Division of Treasury	886,271.07		
209		TOTAL DEPARTMENT OF INSURANCE	\$ 1,231,238.34	\$ 31,781,241.55	\$
210	850	RELIEF ACTS	\$ 72,625.00	\$	\$
211	880	COMMISSIONER FOR THE PROMOTION OF UNIFORMITY OF LEGISLATION IN THE UNITED STATES	\$ 17,890.00	\$	\$
212	900	REPLACEMENT TRUST FUNDS	\$	\$ 906,286.57	\$
213	990	WORKING CAPITAL FUND	\$	\$	\$ 72,854,803.00
214		TOTAL DISBURSEMENTS	\$1,985,640,317.38	\$3,126,975,405.34	\$ 72,854,803.00

DISBURSEMENTS BY FUND, DIVISION, AND DEPARTMENT

Federal Revenue Sharing	Total Operating Disbursements	NON-OPERATING DISBURSEMENTS				Total Non-Operating Disbursements	Total Disbursements	Line No.	
		Aid Cities, Counties, and Others	Investments	County and Other Debt Service	Transfers, Refunds, and Other Non-Operating				
\$	2,983,714.67	\$ 15,455,199.26	\$ 13,000,000.00	\$	1,662,929.50	\$ 30,118,128.76	\$ 33,101,843.43	196	
	2,266,791.72						2,266,791.72	197	
	827,575.98						827,575.98	198	
	866,978.29						866,978.29	199	
	2,421,388.55						2,421,388.55	200	
	4,906,279.00						4,906,279.00	201	
	317,170.37						317,170.37	202	
	1,945,905.27						1,945,905.27	203	
		517,137.12			49,512.96	566,650.08	566,650.08	204	
	770,964.30		200,000.00			200,000.00	970,964.30	205	
	21,343.53						21,343.53	206	
	14,798,097.14		3,475,000.00		331.66	3,475,331.66	18,273,428.80	207	
	886,271.07						886,271.07	208	
\$	33,012,479.89	\$ 15,972,336.38	\$ 16,675,000.00	\$	1,712,774.12	\$ 34,360,110.50	\$ 67,372,590.39	209	
\$	72,625.00	\$	\$	\$	\$	\$	72,625.00	210	
\$	17,890.00	\$	\$	\$	\$	\$	17,890.00	211	
\$	906,286.57	\$	280,170.00	\$	85,507.90	365,677.90	1,271,964.47	212	
\$	72,854,803.00	\$	66,400,000.00	\$	27,671,253.00	94,071,253.00	166,926,056.00	213	
\$	47,389.08	\$ 5,185,517,914.80	\$ 2,827,621,434.43	\$ 2,104,557,830.87	\$ 25,272,292.89	\$ 4,851,571,242.02	\$ 9,809,022,800.21	\$ 14,994,540,715.01	214

REVENUE TO THE GENERAL REVENUE FUND BY MONTHS

Line No.	SOURCE	Authority	July	August	September	October
BUSINESS REGULATION , DEPARTMENT OF						
Division of Pari-Mutuel Wagering:						
1	5% Tax	550-551	\$ 2,737,832.58	\$ 3,327,186.05	\$ 3,587,439.44	\$ 2,871,980.19
2	Operating (Section 215.22)	215		389,189.10		
3	Additional (Section 215.22)	215		180,819.10		
4	Operating (Chapter 71-129)	550-551				3,479,030.00
5	Additional (Chapter 71-129)	550-551				2,084,259.39
	.4% Tax					
Division of Beverage:						
6	Beverage Tax	561-568	23,438,201.16	23,945,654.31	21,829,039.05	21,994,149.64
7	Beverage License	561-568		124,867.66	7,528.46	(4,874.44)
8	Cigarette Tax	210	9,244,316.90	7,671,966.24	7,481,533.98	7,252,138.05
REVENUE, DEPARTMENT OF						
Division of Collection and Enforcement:						
9	Documentary Stamp Tax	201	12,164,816.15	12,341,260.15	12,594,581.19	15,595,574.45
10	2% Premium Tax	624	16,000,000.00			
11	Corporation Income Tax	220	35,721,515.57	13,597,489.91	19,646,407.10	58,078,432.67
12	Estate Tax	198	3,352,633.61	4,654,709.53	4,216,633.15	5,165,793.66
13	Sales and Use Tax	212	176,916,833.39	185,999,032.74	180,761,762.92	209,554,713.58
14	Oil and Gas Tax	211	2,169,040.54	2,850,043.31	3,096,937.78	3,249,794.32
15	Severance of Mineral Tax	211	3,341,411.92			
HIGHWAY SAFETY AND MOTOR VEHICLES, DEPARTMENT OF						
Division of Driver License:						
16	Driver Education Fees	233	144.00	164.00	209.00	424,844.93
17	Driver Examination Fees	322	765.00	738.00	895.00	840,760.80
18	Driver Licenses	322	428.00	387.00	566.50	1,138,293.36
19	Driver School Licenses	488	690.00	550.00	1,230.00	660.00
Division of Motor Vehicles:						
20	Mobile Home Inspection Fees	320			2,497.39	5,932.73
21	Mobile Home Monitoring Inspection Fees	320	34,443.00	15,075.00		36,621.00
22	Motor Vehicle Dealer Licenses	320	18,820.00	42,665.00	96,275.00	88,900.00
23	Auto Title and Lien Fees	319	82,561.64	753,610.06	829,844.33	822,213.96
24	Mobile Home Seal Fees	320	38,016.50	33,215.50	50,905.00	60,285.00
25	Motor Vehicle Licenses	320		(40.00)	230.00	(390.00)
26	Motor Vehicle Inspection Fees	325	160,566.40	132,531.00	255,550.60	250,682.20
27	Mobile Home Licenses	320		43,873.39		29,435.68
ALL DEPARTMENTS						
28	Interest		9,184,740.87	29,149,526.54	(3,912,707.98)	11,674,883.20
29	Other Revenue		5,684,245.15	15,264,912.70	11,381,621.70	14,680,804.54
30	TOTAL REVENUE		<u>\$300,292,022.38</u>	<u>\$300,519,426.29</u>	<u>\$261,928,979.61</u>	<u>\$359,374,918.91</u>

REVENUE TO THE GENERAL REVENUE FUND BY MONTHS

November	December	January	February	March	April	May	June	Total	Line No.
\$ 3,279,885.57	\$ 3,376,305.72	\$ 3,992,728.27	\$ 5,525,228.78	\$ 5,851,848.01	\$ 5,799,656.39	\$ 5,265,769.04	\$ 3,366,334.06	\$ 48,982,194.10	1
45,760.43		36,580.58				57,012.37	39,677.04	568,219.52	2
394,806.26		386,045.22				621,962.61	443,850.00	2,027,483.19	3
	205,330.26					900,000.00		4,584,360.26	4
	3,515,740.61					10,800,000.00	3,415,030.84	19,815,030.84	5
24,302,885.44	24,741,719.75	34,957,467.29	21,604,051.15	23,883,402.14	28,475,402.05	27,309,413.24	24,353,556.35	300,844,941.57	6
			5,901,038.03				841,739.33	6,870,299.04	7
3,957,000.13	11,833,369.73	8,750,144.19	3,538,350.05	11,609,332.84	9,077,477.79	8,533,603.40	8,030,662.93	96,979,896.23	8
16,612,345.88	13,804,588.79	16,370,125.95	16,731,105.21	12,073,224.42		30,674,143.72	15,461,369.39	174,423,135.30	9
21,000,000.00		(3,000,000.00)				29,000,000.00	4,500,000.00	67,500,000.00	10
15,385,485.82	22,691,721.12	48,511,602.61	17,405,865.24	27,008,620.38	64,618,693.31	46,025,168.62	33,780,085.28	402,471,087.63	11
7,549,652.91	6,690,469.48	5,863,014.73	8,105,325.47	4,874,918.55	6,232,550.99	7,479,385.21	6,434,280.63	70,619,367.92	12
135,872,271.68	253,166,304.75	242,465,415.81	206,999,645.27	235,758,659.86	237,207,931.00	192,275,454.17	285,917,472.92	2,542,895,498.09	13
3,112,229.19	3,415,069.36	3,362,536.58	3,685,277.04	3,943,023.65	669,202.90	8,029,945.09	4,782,427.23	42,365,526.99	14
3,308,474.42		3,375,050.91			7,237,630.60	4,257,091.03	513,356.25	22,033,015.13	15
367,943.00	837,239.00	304,695.00	384,918.00	401,663.50	719,009.00	3,650.00	1,089,863.58	4,534,343.01	16
811,970.00	1,929,082.00	741,122.00	916,446.50	955,091.50	1,791,465.50	1,426.00	2,668,438.09	10,658,200.39	17
1,029,022.53	2,349,500.79	855,847.39	1,077,629.25	1,127,059.04	2,011,952.45	9,315.27	3,065,247.48	12,665,249.06	18
510.00	460.00	830.00	410.00	432.00	1,138.00	450.00	990.00	8,350.00	19
	3,086.52	1,051.18		1,280.64	621.20	1,261.15		15,730.81	20
	22,104.00	46,899.00	23,013.00	22,329.00	19,089.00	21,384.00	20,961.00	261,918.00	21
68,720.50	96,000.00	45,160.00	23,895.00	24,945.00	19,350.00	19,060.00	21,545.00	565,335.50	22
826,794.04	759,730.76	1,415,897.39	299,219.11	1,191,599.90	1,361,144.01	478,851.73	1,818,290.04	10,639,756.97	23
58,082.00	56,957.00	45,606.00	51,500.00	41,534.00	56,242.00	40,073.00	56,741.00	589,157.00	24
10,329.02	3,774,484.72	10,687,694.21	14,893,368.18	3,865,564.93	5,079,728.45	15,138,718.21	15,156,433.25	68,606,120.97	25
297,789.20	259,434.00	186,134.60	188,292.00	238,119.60	233,723.00	185,057.00	141,524.00	2,529,403.60	26
23,082.65	14,934.61	13,140.44	133,143.11	244,114.03	150,165.09	49,384.96	71,227.55	772,501.51	27
8,476,326.76	8,162,303.44	10,912,356.87	8,524,382.49	35,741,087.69	15,405,889.93	20,091,864.14	25,762,728.50	179,173,382.45	28
17,651,069.03	2,027,641.20	21,510,089.71	5,862,865.34	16,364,719.37	4,178,960.99	26,950,997.16	34,405,087.95	175,963,014.84	29
<u>\$264,442,436.46</u>	<u>\$363,733,577.61</u>	<u>\$411,847,235.93</u>	<u>\$321,874,968.22</u>	<u>\$385,222,570.05</u>	<u>\$390,347,023.65</u>	<u>\$434,220,441.12</u>	<u>\$476,158,919.69</u>	<u>\$4,269,962,519.92</u>	30

DISBURSEMENTS FROM THE GENERAL REVENUE FUND BY DEPARTMENT/DIVISION AND FUNCTION FOR THE FIVE-YEAR PERIOD JULY 1, 1976 THROUGH JUNE 30, 1981

Line No.	Dept. and Div. No.	DEPARTMENT/DIVISION AND FUNCTION	1976-77	1977-78	1978-79	1979-80	1980-81
GENERAL GOVERNMENT							
110-114 LEGISLATIVE BRANCH							
1	110	Legislature	\$ 18,967,196.75	\$ 20,060,464.31	\$ 20,675,122.90	\$ 23,898,120.81	\$ 26,380,820.64
2	114	Auditor General	7,656,128.18	8,613,308.65	9,459,979.04	10,184,074.13	11,664,691.25
210-265 JUDICIAL BRANCH							
3	210	Supreme Court	1,858,057.27	2,097,224.40	2,728,245.84	2,916,283.27	3,235,414.57
4	211	First District Court of Appeal	631,951.42	818,933.42	941,812.52	1,432,549.40	2,988,889.50
5	212	Second District Court of Appeal	663,191.04	896,259.26	995,676.41	1,164,285.71	1,493,079.84
6	213	Third District Court of Appeal	807,401.17	1,031,070.36	1,144,798.55	1,346,307.06	1,502,529.79
7	214	Fourth and Fifth District Court of Appeal	702,763.43	869,797.01	1,011,617.63	2,207,399.10	2,754,804.19
8	215	State Attorney Division	24,004,035.30	27,686,160.70	31,934,944.12	38,467,694.89	43,890,239.17
9	216	Public Defender Division	12,065,536.84	13,650,521.58	16,286,203.80	20,171,610.54	23,487,755.30
10	217	Administered Funds				7,355,990.79	7,388,514.77
11	261	Circuit Courts and Other Related Matters	22,205,869.98	23,784,042.08	26,502,338.40	25,109,878.56	25,365,373.32
12	262	Judicial Administrative Commission	237,243.53	255,863.34	317,547.57	348,613.35	415,961.54
13	263	County Courts	8,372,888.43	9,931,563.84	10,862,209.06	12,728,990.71	13,947,804.19
14	264	Judicial Qualifications Commission	67,487.20	64,303.98	90,928.92	97,148.01	115,395.83
15	265	Judicial Council	35,164.91	40,860.36	46,687.15	48,046.19	51.20
310-313 GOVERNOR, EXECUTIVE OFFICE OF THE							
16	310	General Office	1,265,075.20	1,384,232.68	1,588,764.14	9,413,636.02	7,398,413.97
17	311	Operation of the Governor's Mansion	134,662.55	136,898.95	195,556.88	189,507.29	197,205.83
18	312	Office of the Prosecution Coordination and the Council for the Prosecution of Organized Crime			168,796.47	124,452.42	224,938.53
19	313	Administered Funds				1,488,151.22	1,396,189.33
400-405 LEGAL AFFAIRS, DEPARTMENT OF AND ATTORNEY GENERAL							
20	410	Office of the Attorney General	3,157,293.61	3,436,807.86	3,730,540.76	5,307,205.03	5,891,285.73
420-435 AGRICULTURE AND CONSUMER SERVICES, DEPARTMENT OF AND COMMISSIONER OF AGRICULTURE							
21	420	Office of Commissioner and Division of Administration	1,828,764.85	2,126,932.68	2,111,551.13	2,621,769.11	2,666,384.48
440-444 BANKING AND FINANCE, DEPARTMENT OF AND COMPTROLLER							
22	440	Office of Comptroller and Division of Administration	567,065.29	569,688.57	658,816.00	869,068.53	1,824,930.60
23	441	Division of Accounting and Auditing	2,622,610.59	3,935,037.03	4,602,382.28	6,295,610.93	7,055,181.87
450-456 STATE, DEPARTMENT OF AND SECRETARY OF STATE							
24	450	Office of Secretary and Division of Administrative Services	1,432,629.88	1,475,761.55	1,807,319.63	2,543,777.96	2,900,207.78
25	451	Division of Elections	546,590.53	558,346.27	749,936.67	721,268.20	794,322.36
26	452	Division of Archives, History and Records Management	1,121,752.49	1,182,733.00	1,366,186.24	1,526,975.44	1,453,652.19
27	453	Division of Corporations	1,244,735.74	1,408,579.78	1,411,484.40	1,870,617.58	2,353,593.66
28	456	Division of Licensing	589,236.43	575,978.62	511,882.34	387,276.30	431,442.18
471-473 COMMERCE, DEPARTMENT OF							
29	471	Office of the Secretary and Administrative Services			286,534.55	621,350.37	735,841.90
510-519 ADMINISTRATION, DEPARTMENT OF							
30	510	Office of the Secretary	498,585.77	582,869.51	533,924.68	74,511.00	78,465.17
31	511	Division of Budget	1,464,510.32	1,646,395.01	1,907,158.68		
32	512-513	Division of Planning	2,225,881.76	2,263,858.58	2,360,643.27		
33	514	Division of Administrative Hearings	432,962.82	518,084.32	580,951.71	642,055.99	718,254.41
34	515	Division of Personnel			149,910.05	388,299.49	776,032.78
35	516	Division of Retirement				99,664.92	10,283,875.04
36	517	Division of Administered Funds	106,903.63	166,804.36	358,081.81		
37	518	Division of Commission on Human Relations				597,494.37	586,204.53
520-528 VETERAN AND COMMUNITY AFFAIRS, DEPARTMENT OF							
38	520	Office of the Secretary	215,778.32	349,622.42	827,998.82	979,635.83	1,108,526.51
39	521	Division of Community Services	786,257.68	1,670,062.01	1,306,947.49	1,206,053.94	1,206,711.61
40	529	Florida Housing Finance Agency					145,000.00
530-536 BUSINESS REGULATION, DEPARTMENT OF							
41	530	Office of Secretary	312,651.40	315,320.40	446,232.62	549,480.85	559,076.00
42	534	Division of Alcoholic Beverages and Tobacco	3,702,912.87	4,286,470.38	5,120,690.45	5,392,868.53	5,950,985.56
540-546 LABOR AND EMPLOYMENT SECURITY, DEPARTMENT OF							
43	540	Office of the Secretary and Administrative Services	941,593.55	1,280,513.98	1,112,958.13	1,061,604.26	1,203,509.77
580-583 PROFESSIONAL REGULATION, DEPARTMENT OF							
44	580	Office of the Secretary and Division of General Services	678,000.18	824,763.13	817,800.91	50,414.12	

**DISBURSEMENTS FROM THE GENERAL REVENUE FUND BY DEPARTMENT/DIVISION
AND FUNCTION FOR THE FIVE-YEAR PERIOD JULY 1, 1976 THROUGH JUNE 30, 1981**

Line No.	Dept. and Div. No.	DEPARTMENT/DIVISION AND FUNCTION	1976-77	1977-78	1978-79	1979-80	1980-81
GENERAL GOVERNMENT (Continued)							
590-604		HEALTH AND REHABILITATIVE SERVICES, DEPARTMENT OF					
45	590	Office of Secretary and Division of Administrative Services	\$	\$	\$	\$	\$
46	590	Office of Assistant Secretary for Operations	10,208,139.16				
47	590	Service Delivery Management and Support Services		12,264,579.09	21,183,824.09	27,065,869.66	30,158,962.29
48	591	Division of Planning and Evaluation					
49	591	Division of District Administration	10,799,061.48	6,401,906.46	12,713,714.26	13,330,501.80	14,921,835.24
50	600	Office of the Secretary	450,478.37	581,072.78	1,457,030.36	1,805,118.17	2,114,512.52
51	601	Office of the Assistant Secretary for Administrative Services	6,968,301.19	6,441,515.95	11,540,152.67	12,833,540.26	14,189,527.35
52	602	Office of the Assistant Secretary for Programs	9,234,841.18	10,412,606.20	12,487,648.18	13,064,533.20	14,288,003.00
53	603	Office of the Assistant Secretary for Operations		11,721,881.06	15,050,912.30	17,809,866.32	19,162,818.56
54	640	ETHICS, COMMISSION	146,039.29	182,023.20	217,060.23	227,738.15	245,301.85
710-714		LAW ENFORCEMENT, DEPARTMENT OF					
55	710	Office of the Executive Director and Division of Staff Services	6,668,547.71	3,933,264.97	4,558,200.45	4,560,208.94	6,126,229.52
720-729		GENERAL SERVICES, DEPARTMENT OF					
56	720	Office of the Executive Director and Division of Administration	930,966.24	1,110,730.85	1,344,781.42	1,458,593.82	1,710,303.35
57	721	Division of Security	341,494.36	814,760.83	1,044,265.72	1,209,237.13	1,329,262.52
58	722	Division of Purchasing	830,221.60	883,735.79	960,286.36	1,242,552.03	1,225,392.33
59	723	Division of Electronic Data Processing	5,034,880.42	2,474,257.55	618,891.28	597,474.61	633,974.89
60	724	Division of Building Construction and Property Management—Operating	4,892,071.86	4,939,897.00	5,374,929.00	4,991,669.00	5,799,564.00
61	725	Division of Building Construction and Property Management—Fixed Capital Outlay	18,098,571.14	18,008,268.42	14,014,008.69	10,195,434.78	21,449,282.90
62	726	Division of Motor Pool	102,211.49	1,427,681.63	726,175.88	1,196,748.13	1,123,043.75
63	728	Division of Bond Finance				37,408.82	123,471.13
64	729	Division of Communications	549,127.08	631,942.58	888,947.70	1,137,369.46	950,874.27
730-736		REVENUE, DEPARTMENT OF					
65	730	Office of the Executive Director and Division of Administration	19,323,567.90	25,647,405.96	1,541,624.03	1,819,564.96	2,157,059.93
66	731	Division of Miscellaneous Tax	603,498.84	602,374.31	346,200.75		
67	732	Division of Ad Valorem Tax					38,101,118.00
68	733	Division of Corporate, Estate and Intangible Tax	1,509,580.89	1,524,226.21	951,291.70		
69	734	Division of Sales and Use Tax	6,997,252.52	7,625,447.03	4,731,042.21		
70	735	Division of Audits			1,933,951.95	5,233,896.16	5,775,045.99
71	736	Division of Collection and Enforcement			2,607,914.00	6,025,941.45	6,278,729.72
760-763		HIGHWAY SAFETY AND MOTOR VEHICLES, DEPARTMENT OF					
72	760	Office of Executive Director and Division of Administrative Services	2,845,399.79	3,516,380.44	3,677,005.19	3,855,685.16	4,253,629.63
73	763	Division of Motor Vehicles	10,442,749.45	11,243,601.55	12,545,385.39	16,093,740.29	14,722,481.88
800-819		INSURANCE, DEPARTMENT OF AND TREASURER					
74	800	Office of Treasurer and Division of Administration	232,391.13	278,280.24	314,586.76	329,814.22	344,967.27
75	819	Division of Treasury	616,234.46	646,417.96	654,110.80	819,812.77	886,271.07
76	880	COMMISSIONERS FOR PROMOTION OF UNIFORMITY OF LEGISLATION IN THE UNITED STATES	13,075.46	14,943.62	14,685.36	15,651.41	17,890.00
77		TOTAL GENERAL GOVERNMENT	\$ 241,990,073.92	\$ 273,825,336.06	\$ 291,209,768.75	\$ 339,457,712.92	\$ 430,661,109.85
78		PERCENTAGE INCREASE OR DECREASE OVER PREVIOUS YEAR	17.00%	13.16%	6.35%	16.57%	26.87%
79		PERCENTAGE OF TOTAL DISBURSEMENT FROM GENERAL REVENUE FUND	10.03%	10.40%	9.49%	9.09%	10.15%
PROTECTION TO PERSONS AND PROPERTY							
420-435		AGRICULTURE AND CONSUMER SERVICES, DEPARTMENT OF AND COMMISSIONER OF AGRICULTURE					
80	435	Division of Consumer Services	\$ 302,748.75	\$ 365,945.02	\$ 480,261.03	\$ 465,487.12	\$ 500,709.31
440-444		BANKING AND FINANCE, DEPARTMENT OF AND COMPTROLLER					
81	443	Division of Finance					
82	444	Division of Securities	619,101.03	685,057.37	806,317.28	1,174,320.20	507,340.03
510-519		ADMINISTRATION, DEPARTMENT OF					
83	517	Division of Administered Funds					

DISBURSEMENTS FROM THE GENERAL REVENUE FUND BY DEPARTMENT/DIVISION AND FUNCTION FOR THE FIVE-YEAR PERIOD JULY 1, 1976 THROUGH JUNE 30, 1981

Line No.	Dept. and Div. No.	DEPARTMENT/DIVISION AND FUNCTION	1976-77	1977-78	1978-79	1979-80	1980-81
PROTECTION TO PERSONS AND PROPERTY (Continued)							
520-528 COMMUNITY AFFAIRS, DEPARTMENT OF							
84	523	Division of Disaster Preparedness	316,970.93	276,153.20	384,166.67		
85	527	Division of Public Safety and Planning Assistance				1,076,917.08	914,825.46
86	528	Division of Local Resource Management				2,230,320.02	13,667,758.17
530-535 BUSINESS REGULATION, DEPARTMENT OF							
87	532	Division of Hotels and Restaurants					
88	533	Division of Florida Land Sales and Condominiums	1,660.45				
89	535	Division of General Regulation	141,714.03	176,169.59	162,278.11	109,672.09	86,931.26
90	620	MILITARY AFFAIRS, DEPARTMENT OF	1,457,349.22	1,843,798.40	2,021,652.38	4,387,678.87	2,665,065.27
710-714 LAW ENFORCEMENT, DEPARTMENT OF							
91	712	Division of Criminal Investigations	3,920,479.98	4,877,976.51	6,141,195.16	7,128,667.57	9,049,187.97
92	713	Division of Standards and Training	284,392.01	385,266.55	449,246.83	540,585.21	600,544.63
93	714	Division of Criminal Justice Information System	4,573,562.81	4,609,526.99	5,021,006.91	5,359,382.96	5,593,749.80
720-729 GENERAL SERVICES, DEPARTMENT OF							
94	725	Division of Building Construction and Property Management—Fixed Capital Outlay	2,059,756.67	327,747.30	581,002.94	1,973,882.97	5,936,577.99
760-763 HIGHWAY SAFETY AND MOTOR VEHICLES, DEPARTMENT OF							
95	761	Division of Florida Highway Patrol	26,779,454.13	29,269,265.42	32,237,220.60	34,449,799.58	39,021,916.55
96	762	Division of Driver's Licenses	10,014,696.21	9,903,953.57	10,129,680.69	12,347,357.81	14,914,875.02
800-819 INSURANCE, DEPARTMENT OF AND OFFICE OF TREASURER							
97	801	Division of State Fire Marshal	286,624.52	348,095.71	15,786.45		
98	805	Division of Insurance Consumer Services					
99		TOTAL PROTECTION TO PERSONS AND PROPERTY	\$ 50,758,510.74	\$ 53,068,955.63	\$ 58,429,815.05	\$ 71,244,071.48	\$ 93,459,481.46
100		PERCENTAGE INCREASE OR DECREASE OVER PREVIOUS YEAR	10.89%	4.55%	10.10%	21.93%	31.18%
101		PERCENTAGE OF TOTAL DISBURSEMENT FROM GENERAL REVENUE FUND	2.10%	2.02%	1.90%	1.91%	2.20%
HOSPITALS, HEALTH AND SANITATION							
102	560	ENVIRONMENTAL REGULATION, DEPARTMENT OF	\$ 16,257,378.54	\$ 16,867,699.04	\$ 18,185,308.73	\$ 16,779,170.40	\$ 21,759,295.73
590-604 HEALTH AND REHABILITATIVE SERVICES, DEPARTMENT OF							
103	592	Division of Children's Medical Services	12,302,323.81	12,183,953.72	17,260,134.23	21,611,503.21	26,958,509.07
104	595	Division of Mental Health Services	89,169,127.08	104,606,898.55	117,433,021.50	140,438,743.82	163,417,168.04
105	596	Division of Retardation Services	62,256,333.03	66,976,762.26	74,412,024.49	89,821,517.27	103,462,892.59
106	599	Division of Health Services	22,699,325.38	28,706,339.04	27,094,633.53	34,474,733.38	41,425,256.81
107	605	Division of Medicaid Services					165,306,799.60
720-729 GENERAL SERVICES, DEPARTMENT OF							
108	725	Division of Building Construction and Property Management—Fixed Capital Outlay	8,994,654.93	4,386,472.91	5,461,169.86	8,096,481.90	9,357,874.37
109		TOTAL HOSPITALS, HEALTH AND SANITATION	\$ 211,679,142.77	\$ 233,728,125.52	\$ 259,846,292.34	\$ 311,222,149.98	\$ 531,687,796.21
110		PERCENTAGE INCREASE OR DECREASE OVER PREVIOUS YEAR	1.31%	10.42%	11.17%	19.77%	70.84%
111		PERCENTAGE OF TOTAL DISBURSEMENT FROM GENERAL REVENUE FUND	8.77%	8.88%	8.47%	8.34%	12.53%
DEVELOPMENT AND CONSERVATION OF NATURAL RESOURCES							
420-435 AGRICULTURE AND CONSUMER SERVICES, DEPARTMENT OF AND COMMISSIONER OF AGRICULTURE							
112	421	Division of Inspection	\$ 1,740,799.23	\$ 2,900,146.36	\$ 3,351,616.49	\$ 4,339,717.27	\$ 5,926,223.80
113	423	Division of Chemistry	470,157.50	670,622.15	866,292.53	826,326.89	1,201,214.22
114	424	Division of Dairy Industry	909,241.71	949,516.86	1,008,361.51	1,103,907.59	1,201,817.36
115	425	Division of Marketing	344,496.23	389,132.47	412,739.14	612,166.35	590,263.98
116	427	Division of Animal Industry	4,863,744.91	5,575,543.89	6,337,853.17	5,798,437.57	6,375,028.94
117	428	Division of Plant Industry	5,650,065.58	6,144,838.71	5,924,119.39	4,963,779.71	5,366,425.99
118	434	Division of Forestry	12,274,962.56	12,362,737.75	11,865,660.58	14,998,321.58	17,827,824.90

**DISBURSEMENTS FROM THE GENERAL REVENUE FUND BY DEPARTMENT/DIVISION
AND FUNCTION FOR THE FIVE-YEAR PERIOD JULY 1, 1976 THROUGH JUNE 30, 1981**

Line No.	Dept. and Div. No.	DEPARTMENT/DIVISION AND FUNCTION	1976-77	1977-78	1978-79	1979-80	1980-81
DEVELOPMENT AND CONSERVATION OF NATURAL RESOURCES (Continued)							
450-456 STATE, DEPARTMENT OF AND SECRETARY OF STATE							
119	455	Division of Cultural Affairs	878,176.92	1,044,934.64	2,165,105.36	2,336,085.05	2,951,139.35
471-473 COMMERCE, DEPARTMENT OF							
120	472	Division of Tourism			3,711,701.10	5,496,083.27	5,920,905.78
121	473	Division of Economic Development			2,802,182.20	3,400,076.00	16,073,132.97
481-499 EDUCATION, DEPARTMENT OF AND COMMISSIONER OF EDUCATION							
122	491	University of Florida	31,929,377.73	35,531,708.10	39,376,851.90	45,743,974.85	56,274,946.62
520-525 VETERAN AND COMMUNITY AFFAIRS, DEPARTMENT OF							
123	525	Division of Technical Assistance	310,651.07	964,820.63	1,159,735.49		
540-544 LABOR AND EMPLOYMENT SECURITY, DEPARTMENT OF							
124	543	Division of Tourism	3,502,319.32	3,210,402.54	290,202.22		
125	544	Division of Economic Development	2,066,683.17	3,013,583.04	186,305.85		
126	660	FLORIDA ENERGY COMMITTEE					
720-729 GENERAL SERVICES, DEPARTMENT OF							
127	725	Division of Building Construction and Property Management—Fixed Capital Outlay	2,434,016.28	508,063.66	1,204,682.90	3,369,961.76	6,490,761.10
740-747 NATURAL RESOURCES, DEPARTMENT OF							
740 Office of Executive Director and							
128		Division of Administrative Services	1,666,168.94	1,824,545.12	1,955,005.04	3,243,124.39	3,692,615.31
129	741	Division of State Lands				1,683,309.27	18,342,170.36
130	742	Division of Marine Resources	4,220,059.13	8,328,284.17	12,087,108.40	9,545,223.35	11,313,562.67
131	743	Division of Interior Resources					
132	744	Division of Game and Fresh Water Fish					
133	746	Division of Law Enforcement	4,091,826.07	4,328,357.92	5,244,735.35	6,626,406.57	6,403,812.79
134	747	Division of Resource Management	2,355,415.04	2,624,773.63	2,971,450.34	1,716,319.89	928,831.40
750 INTERNAL IMPROVEMENT TRUST FUND, BOARD OF TRUSTEES OF							
135							
770-774 GAME AND FRESH WATER FISH COMMISSION							
136	770	Division of Game and Fresh Water Fish Commission	4,162,629.63	4,271,506.43	20,100.59	16,982.83	75,125.07
771 Office of Executive Director and							
137		Division of Administrative Services			441,061.06	482,493.93	753,852.30
138	772	Division of Law Enforcement			5,972,349.22	7,090,668.74	7,473,309.34
139	773	Division of Wildlife			182,525.10	197,572.03	396,558.00
140	774	Division of Fisheries			64,064.00		335,800.00
141		TOTAL DEVELOPMENT AND CONSERVATION OF NATURAL RESOURCES	\$ 83,870,791.02	\$ 94,643,518.07	\$ 109,601,808.93	\$ 123,590,958.89	\$ 175,915,322.25
142		PERCENTAGE INCREASE OR DECREASE OVER PREVIOUS YEAR14%	12.84%	15.80%	12.76%	42.34%
143		PERCENTAGE OF TOTAL DISBURSEMENT FROM GENERAL REVENUE FUND	3.48%	3.60%	3.57%	3.31%	4.14%
HIGHWAYS¹							
550-556 TRANSPORTATION, DEPARTMENT OF							
144	550	Office of the Secretary and Division of Administration	\$ 3,340,197.56	\$ 4,978,859.00	\$	\$	\$
145	551	Division of Public Transportation Operations		316,557.94	4,187,059.37	5,545,084.95	10,515,327.75
146	553	Division of Road Operations				19,091,122.67	70,908,877.00
720-729 GENERAL SERVICES, DEPARTMENT OF							
147	725	Division of Building Construction and Property Management—Fixed Capital Outlay	11,344,729.00		38.43	2,523.00	
148		TOTAL HIGHWAYS	\$ 14,684,926.56	\$ 5,295,416.94	\$ 4,187,097.80	\$ 24,638,730.62	\$ 81,424,204.75
149		PERCENTAGE INCREASE OR DECREASE OVER PREVIOUS YEAR	(72.10%)	(63.94%)	(20.93%)	488.44%	230.47%
150		PERCENTAGE OF TOTAL DISBURSEMENT FROM GENERAL REVENUE FUND61%	.20%	.14%	.66%	1.92%

¹Loans to Department of Transportation for Advanced Interstate Construction

DISBURSEMENTS FROM THE GENERAL REVENUE FUND BY DEPARTMENT/DIVISION AND FUNCTION FOR THE FIVE-YEAR PERIOD JULY 1, 1976 THROUGH JUNE 30, 1981


Line No.	Dept. and Div. No.	DEPARTMENT / DIVISION AND FUNCTION	1976-77	1977-78	1978-79	1979-80	1980-81
PUBLIC WELFARE							
590-604		HEALTH AND REHABILITATIVE SERVICES, DEPARTMENT OF					
598		Division of Social and Economic Services:					
151		Administrative	\$ 30,302,845.19	\$ 31,288,981.26	\$ 36,246,205.31	\$ 40,142,304.46	\$ 44,621,990.19
152		Assistance Programs	162,347,227.30	176,995,349.83	196,251,179.29	215,043,881.47	90,799,342.26
153		TOTAL PUBLIC WELFARE (Division of Social and Economic Services)	\$ 192,650,072.49	\$ 208,284,331.09	\$ 232,497,384.60	\$ 255,186,185.93	\$ 135,421,332.45
PUBLIC WELFARE (Other)							
481-499		EDUCATION, DEPARTMENT OF AND COMMISSIONER OF EDUCATION					
154	483	Office of the Deputy Commissioner for Special Programs	\$ 2,253,221.83	\$	\$	\$	\$
155	487	Office of Blind Services	2,407,221.05	2,828,957.95	3,174,466.21	4,097,178.16
520-525		VETERAN AND COMMUNITY AFFAIRS, DEPARTMENT OF					
156	524	Division of Veteran's Affairs	708,674.49	768,107.76	808,671.31	857,637.97	913,323.72
540-544		LABOR AND EMPLOYMENT SECURITY, DEPARTMENT OF					
157	541	Division of Labor	666,140.48	786,609.09	848,137.35	832,343.52	800,728.90
158	542	Division of Employment Security	206,992.68	260,980.92	271,294.97	136,484.98	187,164.00
590-604		HEALTH AND REHABILITATIVE SERVICES, DEPARTMENT OF					
159	593	Division of Aging and Adult Services	1,893,612.49	3,440,994.92	3,750,651.24	7,122,550.21	13,402,423.65
160	595	Division of Mental Health Services
161	597	Division of Vocational Rehabilitation Services
162	600	Division of Aging
720-729		GENERAL SERVICES, DEPARTMENT OF					
163	725	Division of Building Construction and Property Management—Fixed Capital Outlay	402,965.10	278,263.01	500,710.61
164		TOTAL PUBLIC WELFARE	\$ 198,378,714.46	\$ 215,948,244.83	\$ 241,408,062.52	\$ 267,587,931.83	\$ 155,322,861.49
165		PERCENTAGE INCREASE OR DECREASE OVER PREVIOUS YEAR	5.90%	8.86%	11.79%	10.84%	(41.95%)
166		PERCENTAGE OF TOTAL DISBURSEMENT FROM GENERAL REVENUE FUND	8.22%	8.20%	7.87%	7.17%	3.66%
EDUCATION							
450-456		STATE, DEPARTMENT OF AND SECRETARY OF STATE					
167	454	Division of Library Services	\$ 2,155,198.88	\$ 3,279,486.78	\$ 4,958,559.97	\$ 4,304,728.42	\$ 4,861,600.82
168	455	Division of Cultural Affairs	455,398.00	678,887.30	1,275,217.56	1,618,057.69	1,615,329.87
169	481	Office of the Deputy Commissioner for Educational Management	3,799,439.94	5,008,129.00	7,148,414.63	32,502,461.71	13,284,383.85
170	482	Office of the Deputy Commissioner for Administration	1,862,529.68	2,506,742.41	2,708,120.81	3,321,229.86	3,676,838.68
171	483	Office of the Deputy Commissioner for Special Programs	10,788,915.41	12,252,179.27	13,006,357.67	17,580,376.08	23,943,922.18
172	484	Division of Public Schools	998,499,945.61	1,090,149,147.59	1,214,446,358.84	1,508,746,451.81	1,718,227,784.32
173	485	Division of Vocational Education	300,180.37	748,519.84	1,523,054.51	2,662,948.43	2,768,927.05
174	486	Division of Community Colleges	162,502,713.62	180,279,325.07	194,586,323.40	221,430,711.80	245,948,415.45
175	489	Florida School for the Deaf and Blind	5,357,405.14	5,840,594.14	6,540,763.70	7,269,206.24	7,921,253.02
176	490	Division of Universities, General Office	12,572,866.48	13,665,295.14	17,196,588.72	25,869,551.22	25,624,651.11
177	491	University of Florida	48,133,443.21	58,340,238.86	69,594,734.75	91,650,222.49	111,061,273.82
178	492	Florida State University	54,375,176.43	58,201,718.58	61,084,934.47	68,839,881.09	82,987,446.63
179	493	Florida Agricultural and Mechanical University	14,824,529.33	16,070,295.59	17,322,024.74	17,934,458.74	21,324,935.89
180	494	University of Central Florida	20,036,531.27	21,782,719.23	24,231,830.52	28,353,075.68	32,879,434.40
181	495	University of South Florida	31,615,449.42	34,559,501.82	40,794,027.37	47,875,029.82	63,165,139.49
182	496	Florida Atlantic University	17,184,772.82	17,813,864.79	18,478,613.68	20,423,810.01	24,226,192.20
183	497	University of West Florida	12,574,212.38	13,153,448.40	14,674,973.72	16,019,778.68	18,713,800.79
184	498	Florida International University	21,095,445.58	26,297,450.55	27,585,071.00	29,567,878.14	35,391,931.84
185	499	University of North Florida	9,355,885.73	10,109,160.53	10,933,759.12	12,006,067.37	14,428,167.63
580-583		PROFESSIONAL AND OCCUPATIONAL REGULATION, DEPARTMENT OF					
186	582	Division of Professions	9,000.00	4,000.00
590-604		HEALTH AND REHABILITATIVE SERVICES, DEPARTMENT OF					
187	597	Division of Vocational Rehabilitative Services	5,221,136.98	4,725,945.72	4,935,244.33	6,448,360.28	7,056,397.34

**DISBURSEMENTS FROM THE GENERAL REVENUE FUND BY DEPARTMENT/DIVISION
AND FUNCTION FOR THE FIVE-YEAR PERIOD JULY 1, 1976 THROUGH JUNE 30, 1981**

Line No.	Dept. and Div. No.	DEPARTMENT/DIVISION AND FUNCTION	1976-77	1977-78	1978-79	1979-80	1980-81
EDUCATION (Continued)							
720-729 GENERAL SERVICES, DEPARTMENT OF							
188	725	Division of Building Construction and Property Management—Fixed Capital Outlay	7,079,465.53	491,317.97	135,333.22	8,066,695.17	152,749.20
189		TOTAL EDUCATION	\$ 1,439,799,641.81	\$ 1,575,957,968.58	\$ 1,753,160,306.73	\$ 2,172,490,980.73	\$ 2,459,260,575.58
190		PERCENTAGE INCREASE OR DECREASE OVER PREVIOUS YEAR	5.26%	9.46%	11.24%	23.92%	13.20
191		PERCENTAGE OF TOTAL DISBURSEMENT FROM GENERAL REVENUE FUND	59.66%	59.87%	57.15%	58.18%	57.94%
PARKS, MONUMENTS AND MEMORIALS							
450-456 STATE, DEPARTMENT OF AND SECRETARY OF STATE							
192	455	Division of Cultural Affairs	\$ 86,074.55	\$ 139,815.00	\$ 306,776.89	\$ 5,172.18	\$
720-729 GENERAL SERVICES, DEPARTMENT OF							
193	725	Division of Building Construction and Property Management—Fixed Capital Outlay	72,093.52	50,079.13	215,569.66	5,506.92	53,608.94
740-747 NATURAL RESOURCES, DEPARTMENT OF							
194	745	Division of Recreation and Parks		9,690,183.06	17,217,621.26	15,324,385.58	248,783.90
195		TOTAL PARKS, MONUMENTS AND MEMORIALS	\$ 158,168.07	\$ 9,880,077.19	\$ 17,739,967.81	\$ 15,335,064.68	\$ 302,392.84
196		PERCENTAGE INCREASE OR DECREASE OVER PREVIOUS YEAR	(70.94%)	6,146.57%	79.55%	(13.56%)	(98.03%)
197		PERCENTAGE OF TOTAL DISBURSEMENT FROM GENERAL REVENUE FUND01%	.38%	.58%	.41%	.01%
CORRECTIONAL INSTITUTIONS							
590-604 HEALTH AND REHABILITATIVE SERVICES, DEPARTMENT OF							
198	593	Division of Corrections	\$	\$	\$	\$	\$
199	594	Division of Youth Services	31,593,992.99	24,584,706.66	33,125,126.61	33,616,193.15	33,931,648.64
700-706 CORRECTIONS, DEPARTMENT OF							
200	700	Office of the Secretary and Office of Management and Budget	15,286,637.93	14,662,773.19	14,429,451.39	12,550,897.72	8,500,799.49
201	701	Office of the Assistant Secretary for Programs	1,509,082.08	1,675,689.23	1,776,046.49	1,693,904.63	2,062,212.26
202	702	Office of the Assistant Secretary for Operations and Regional Administration	10,793,499.65	2,176,997.65	2,110,730.48	2,541,902.15	2,750,707.26
203	703	Major Institutions	56,889,213.53	64,952,427.90	98,202,428.20	109,111,977.59	122,405,984.56
204	704	Community Facilities and Road Prisons	6,980,741.16	8,703,348.90	9,958,823.46	10,760,542.58	11,629,849.78
205	705	Probation and Parole Services		13,784,873.37	15,156,134.32	16,865,002.52	19,872,236.44
206	706	Community Facilities and Road Prisons (Road Prisons)		350,545.27	11,961.33		
720-729 GENERAL SERVICES, DEPARTMENT OF							
207	725	Division of Building Construction and Property Management—Fixed Capital Outlay	11,770,064.34	10,662,106.55	2,862,909.54	5,904,533.93	12,222,612.48
208	780	PAROLE AND PROBATION COMMISSION	2,729,813.47	2,496,737.53	2,470,626.29	2,747,338.72	3,150,445.66
209		TOTAL CORRECTIONAL INSTITUTIONS	\$ 137,553,045.15	\$ 144,050,206.25	\$ 180,104,238.11	\$ 195,792,292.99	\$ 216,526,496.57
210		PERCENTAGE INCREASE OR DECREASE OVER PREVIOUS YEAR	4.55%	4.72%	25.03%	8.71%	10.59%
211		PERCENTAGE OF TOTAL DISBURSEMENT FROM GENERAL REVENUE FUND	5.70%	5.47%	5.87%	5.24%	5.10%
RETIREMENTS, PENSIONS AND RELIEF ACTS							
510-519 ADMINISTRATION, DEPARTMENT OF							
212	516	Division of Retirement	\$ 2,465,658.61	\$ 3,135,695.04	\$ 3,248,530.77	\$ 4,093,846.38	\$ 5,742,337.22
213	517	Division of Administered Funds			233,098.80		
214	850	RELIEF ACTS	100,623.65	58,441.00	93,750.00	268,802.75	72,625.00
215		TOTAL RETIREMENTS, PENSIONS AND RELIEF ACTS	\$ 2,566,282.26	\$ 3,194,136.04	\$ 3,575,379.57	\$ 4,362,649.13	\$ 5,814,962.22

**DISBURSEMENTS FROM THE GENERAL REVENUE FUND BY DEPARTMENT/DIVISION
AND FUNCTION FOR THE FIVE-YEAR PERIOD JULY 1, 1976 THROUGH JUNE 30, 1981**

Line No.	Dept. and Div. No.	DEPARTMENT/DIVISION AND FUNCTION	1976-77	1977-78	1978-79	1979-80	1980-81
216		PERCENTAGE INCREASE OR DECREASE OVER PREVIOUS YEAR	39.36%	24.47%	11.94%	(22.02%)	33.29%
217		PERCENTAGE OF TOTAL DISBURSEMENT FROM GENERAL REVENUE FUND11%	.12%	.12%	.12%	.14%
OTHER							
218	000	TRANSFER OF FUNDS UNDER SECTION 215.18	\$ 6,532,240.72 ²	\$	\$ 127,526,599.00	\$ 182,573,872.52	\$ 51,458,218.45
440-444 BANKING AND FINANCE, DEPARTMENT OF AND COMPTROLLER							
441 Division of Accounting and Auditing:							
219		Refund of Overpayment of Taxes	25,191,386.74	22,171,677.87	20,104,425.02	24,854,767.94	41,062,073.95
220		Tax Certificate Fund					
221		Refunds Under Section 57.091	31,916.97	118,212.44	81,991.59	77,030.57	145,153.34
222		Payments for Revolving Funds	6,845.00	421,915.00	671,195.00	532,600.00	1,169,440.00
223		Cancellations and Restorations	15,848.01	37,695.39	41,557.62	73,642.51	29,470.41
224		TOTAL OTHER	\$ 31,778,237.44	\$ 22,749,500.70	\$ 148,425,768.23	\$ 208,111,913.54	\$ 93,864,356.15
225		PERCENTAGE INCREASE OR DECREASE OVER PREVIOUS YEAR	(19.78%)	(28.41%)	552.44%	40.21%	(54.90%)
226		PERCENTAGE OF TOTAL DISBURSEMENT FROM GENERAL REVENUE FUND	1.31%	.86%	4.84%	5.57%
227		TOTAL DISBURSEMENTS FROM THE GENERAL REVENUE FUND	\$ 2,413,217,534.20	\$ 2,632,341,485.81	\$ 3,067,688,505.84	\$ 3,733,834,456.79	\$ 4,244,239,559.37
228		PERCENTAGE INCREASE OR DECREASE OVER PREVIOUS YEAR	3.72%	9.08%	16.54%	21.71%	13.66%



SALES AND USE TAX COLLECTIONS*

SALES AND USE TAX COLLECTIONS

Sales and Use Tax	\$ 2,544,153,262.86
Suspense	(1,258,064.77)
Sub-Total	<u>\$2,542,895,498.09</u>
Certificate of Registration Fees	<u>339,795.00</u>
Total	<u>\$ 2,543,235,293.09</u>

SALES AND USE TAX COLLECTIONS BY MONTHS

July, 1979	\$195,437,496.56
August	189,410,015.07
September	190,666,936.73
October	194,777,695.65
November	203,257,531.50
December	198,968,434.18
January, 1980	260,737,594.02
February	203,324,911.13
March	212,890,283.26
April	247,673,921.96
May	227,431,671.52
June	219,577,071.28
Total Monthly Collections	<u>\$ 2,544,153,562.86</u>
Suspense	<u>(1,258,064.77)</u>
Total	<u>\$ 2,542,895,498.09</u>

SALES AND USE TAX COLLECTIONS BY COUNTY

Alachua	\$ 30,349,195.22	Liberty	\$ 178,410.05
Baker	934,089.29	Madison	1,267,613.90
Bay	22,612,909.20	Manatee	34,048,939.53
Bradford	1,982,374.19	Marion	28,638,897.23
Brevard	55,456,273.54	Martin	18,725,480.00
Broward	274,487,145.18	Monroe	18,287,764.90
Calhoun	942,454.12	Nassau	4,595,793.99
Charlotte	11,901,551.07	Okaloosa	19,375,080.41
Citrus	7,856,808.86	Okeechobee	3,702,705.39
Clay	11,084,301.37	Orange	158,894,721.30
Collier	28,777,929.83	Osceola	13,664,920.40
Columbia	6,039,576.36	Palm Beach	162,089,733.59
Dade	451,002,451.64	Pasco	28,186,228.51
DeSoto	2,648,259.34	Pinellas	163,338,960.65
Dixie	836,428.39	Polk	93,497,924.77
Duval	141,482,764.85	Putnam	7,352,911.10
Escambia	48,331,468.32	St. Johns	11,003,606.64
Flagler	1,711,972.80	St. Lucie	20,857,673.24
Franklin	803,490.02	Santa Rosa	5,255,199.82
Gadsden	3,409,983.71	Sarasota	57,148,859.57
Gilchrist	531,705.88	Seminole	36,206,918.37
Glades	335,355.60	Sumter	2,387,166.95
Gulf	1,903,716.59	Suwannee	2,896,305.83
Hamilton	5,212,831.11	Taylor	3,602,893.29
Hardee	2,716,767.85	Union	505,249.35
Hendry	3,560,691.87	Volusia	56,084,798.05
Hernando	7,732,695.46	Wakulla	874,387.40
Highlands	8,034,012.26	Walton	2,129,380.49
Hillsborough	184,412,229.60	Washington	1,049,625.33
Holmes	1,018,409.09	Out of State	123,151,705.84
Indian River	14,720,551.50	In/Out State	9,720,613.18
Jackson	4,847,283.05	Consolidated	(1,560,339.53)
Jefferson	797,997.43	Sub-Total	<u>\$ 2,544,153,562.86</u>
Lafayette	211,508.74	Suspense	<u>(1,258,064.77)</u>
Lake	20,177,722.56	TOTAL	<u>\$ 2,542,895,498.09</u>
Lee	63,071,413.63		
Leon	32,844,512.33		
Levy	2,212,601.47		

*Information provided by Department of Revenue.

SALES AND USE TAX COLLECTIONS (Continued)

SALES AND USE TAX COLLECTIONS BY TRADE CLASSIFICATIONS

Food and Beverage Group:

Grocery Stores	\$ 137,215,676.29
Meat Markets	234,163.01
Seafood Dealers	421,090.28
Vegetable and Fruit Markets	2,115,994.28
Bakeries	2,563,966.50
Dalicatessens	708,778.17
Candy and Confectionery	7,993,822.30
Restaurants and Lunchrooms	187,640,832.88
Taverns—Night Clubs	59,577,683.48
Total Food and Beverage Group	\$ 398,472,007.19

Apparel Group:

Clothing Stores	\$ 60,860,988.74
Shoe Stores	18,258,699.37
Hat Shops	560,547.27
Total Apparel Group	\$ 79,680,235.38

General Merchandise Group:

Department Stores	\$ 138,148,602.01
Variety Stores	47,720,429.28
Drug Stores	37,476,520.65
Jewelry—Leather—Sporting Goods	32,458,292.13
Feed and Seed Stores	3,126,053.19
Hardware—Paints—Machinery	39,323,418.49
Farm Implement Dealers	8,708,366.50
General Merchandise Stores	55,185,467.63
Second Hand Stores	3,889,387.19
Dry Goods Stores	7,762,462.13
Total General Merchandise Group	\$ 373,798,999.20

Automotive Group:

Motor Vehicle Dealers	\$ 328,699,634.22
Auto Accessories—Tires—Parts	37,593,245.54
Filling and Service Stations	24,479,683.76
Garage and Repair Shops	27,484,239.90
Aircraft Dealers	9,756,547.29
Motorboat and Yacht Dealers	16,801,231.85
Total Automotive Group	\$ 444,814,582.56

Furniture and Appliances Group:

Furniture Stores	\$ 52,365,537.22
Household Appliances	20,872,930.46
Store and Office Equipment	39,949,109.86
Music Stores—Radios—Televisions	27,393,790.47
Total Furniture and Appliances Group	\$ 140,581,368.01

Lumber, Builders and Contractors Group:

Building Contractors	\$ 15,186,639.82
Heating and Air Conditioning	13,585,074.19
Electrical and Plumbing	55,831,331.58
Decorating—Painting—Papering	15,089,863.04

Lumber, Builders and
Contractors Group (Continued)

Roofing and Sheet Metal	\$ 5,161,356.78
Lumber and Building Materials	136,163,359.74
Total Lumber, Builders and Contractors Group	\$ 241,017,625.15

General Classification Group:

Hotels, Apartment Houses, etc.	\$ 100,326,118.76
Auctioneer Commission Dealers	8,708,632.46
Barber and Beauty Shops	6,770,849.26
Book Stores	5,213,186.76
Cigar Stands—Tobacco Shops	846,529.49
Florists	4,930,050.95
Fuel Dealers	15,923,342.27
Funeral Directors—Monuments	1,328,550.75
Scrap Metal	1,246,710.52
Junk Yards	2,057,103.47
Itinerant Vendors	5,529,867.85
Laundry and Cleaning Services	6,214,808.52
Machine Shops and Foundries	2,585,796.39
Horse, Cattle and Pet Dealers	13,673,838.57
Photographers—Photo Supplies	546,066.98
Shoe Repair Shops	308,521.75
Storage and Warehousing	22,998,268.34
Gift, Card and Novelty Shops	1,247,747.10
News Stands	8,740,568.27
Social Clubs and Associations	39,699,683.56
Industrial Machinery and Equipment	36,014,846.81
Admissions	61,434.73
Holiday Season Vendors	23,862,285.55
Rental of Tangible Property	24,705,032.35
Fabrication—Sales of Cabinets, etc.	121,599,910.91
Manufacturing—Mining	1,990,702.68
Bottlers—Soft Drinks, etc.	481,822.00
Pawn Shops	57,286,505.56
Communications	15,210,128.71
Transportation	20,353,769.66
Graphic Arts—Printing	4,431,888.91
Insurance	6,695,768.50
Sanitary and Industrial Supplies	2,860,837.92
Packaging Materials—Paper Bags	16,767,272.62
Repair—Tangible Personal Property	4,135,836.61
Advertising	5,417,543.41
Top Soil—Clay—Sand—Fill Dirt	1,856,608.96
Trade Stamp Redemption Centers	7,162,981.01
Nurseries and Landscaping	5,731,899.13
Vending Machines	1,922,473.89
Importing and Exporting	6,834,261.64
Medical—Dental—Surgical—	52,684,620.57
Hospital Supplies	932,103.72
Wholesale Dealers	98,869,278.13
Schools—Educational Institutions	4,942,388.98
Office Space and Commercial Rentals	68,582,901.11
Parking Lots, Boat Docking and Storage	11,301.95
Utilities, Electricity or Gas	25,486,097.33
Commercial Fisherman	865,788,745.37
Miscellaneous	\$ 865,788,745.37
Total General Classification Group	\$ 2,544,153,562.86

TOTAL ALL CLASSIFICATIONS
(\$ 1,258,064.77)
Suspense
\$ 2,542,895,498.09
TOTAL

GASOHOL, GASOLINE AND SPECIAL FUEL TAX COLLECTIONS BY COUNTY*

COUNTY	Gasohol		Gasoline		Special Fuel		Total Tax
	Gallons Sold	Tax at 3c per Gallon	Gallons Sold	Tax at 8c per Gallon	Gallons Sold	Tax at 8c per Gallon	
Alachua	619,884	\$ 18,596.52	78,401,444	\$ 6,272,115.52	4,709,259.3	\$ 376,740.74	\$ 6,667,452.78
Baker			8,116,488	649,319.04	1,150,423.4	92,033.87	741,352.91
Bay	1,989,363	59,680.89	51,880,376	4,150,430.08	4,037,905.1	323,032.41	4,533,143.38
Bradford	40,854	1,225.62	12,373,543	989,883.44	1,032,564.8	82,605.18	1,073,714.24
Brevard	208,690	6,260.70	125,126,696	10,010,135.68	6,184,243.6	494,739.49	10,511,135.87
Broward	6,342,593	190,277.79	479,080,896	38,326,471.68	34,601,610.8	2,768,128.86	41,284,878.33
Calhoun	75,308	2,259.24	6,241,208	499,296.64	1,369,604.1	109,568.33	611,124.21
Charlotte			26,283,806	2,102,704.48	1,771,187.5	141,695.00	2,244,399.48
Citrus	632,627	18,978.81	23,459,255.3	1,876,740.42	1,512,391.3	120,991.30	2,016,710.53
Clay	125,378	3,761.34	27,975,514	2,238,041.12	2,368,429.7	189,474.38	2,431,276.84
Collier	797,194	23,915.82	47,912,103.4	3,832,968.28	2,969,351.3	237,548.10	4,094,432.20
Columbia	10,984	329.52	31,128,315	2,490,265.20	4,136,593.3	330,927.46	2,821,522.18
Dade	5,292,490	158,774.70	692,387,932	55,391,034.56	47,363,485.3	3,789,078.87	59,338,888.13
DeSoto			10,743,648	859,491.84	1,454,037.0	116,322.96	975,814.80
Dixie			7,768,278	621,462.24	1,031,496.7	82,519.74	703,981.98
Duval	1,969,645	59,089.35	275,079,555	22,006,364.40	52,873,603.2	4,229,888.26	26,295,342.01
Escambia	2,275,248	68,257.44	103,528,838.9	8,282,307.12	12,615,976.0	1,009,278.08	9,359,842.64
Flagler			5,732,934	458,634.72	557,604.1	44,608.34	503,243.06
Franklin			5,746,434	459,714.72	573,147.9	45,851.83	505,566.55
Gadsden	54,022	1,620.66	18,263,535.3	1,461,082.82	1,256,697.4	100,535.79	1,563,239.27
Gilchrist	3,098	92.94	2,000,196	160,015.68	147,637.0	171,919.96	1,719,919.58
Glades			1,603,757	128,300.56	778,076.1	62,246.09	190,546.65
Gulf	105,975	3,179.25	5,407,899	432,631.92	456,504.9	36,520.39	472,331.56
Hamilton	4,600	138.00	11,402,011	912,160.88	2,585,663.5	206,853.08	1,119,151.96
Hardee			10,609,009	848,720.72	1,224,560.0	97,964.80	946,685.52
Hendry	64,288	1,928.64	14,189,066	1,135,125.28	2,941,294.0	235,303.52	1,372,357.44
Hernando	57,711	1,731.33	25,104,311	2,008,344.88	4,493,263.1	359,461.05	2,369,537.26
Highlands	37,153	1,114.59	29,627,408	2,370,192.64	5,269,549.5	421,563.96	2,792,871.19
Hillsborough	2,294,994	68,849.82	341,769,457.4	27,341,556.59	55,194,832.9	4,415,586.63	31,825,993.04
Holmes			7,938,207	635,056.56	3,254,954.3	260,396.34	450,452.90
Indian River	100,360	3,010.80	32,992,201	2,639,376.08	6,233,830.7	498,706.45	3,141,093.33
Jackson	166,433	4,992.99	24,633,338	1,970,667.04	7,868,924.7	629,513.97	2,605,174.00
Jefferson	41,144	1,234.32	7,262,935	581,034.80	5,041,201.8	403,296.14	985,565.26
Lafayette	5,400	162.00	2,199,729	175,978.32	412,952.3	33,036.18	209,176.50
Lake	596,218	17,886.54	57,337,550	4,587,004.00	6,849,049.9	547,923.99	5,152,814.53
Lee	17,795	533.85	100,978,302	8,078,264.16	9,239,858.5	739,188.68	8,817,986.69
Leon	1,998,347	59,950.41	71,029,704.4	5,682,376.34	6,860,954.3	548,876.34	6,291,203.09
Levy	38,549	1,156.47	12,484,510	998,760.80	2,146,762.8	171,741.02	1,171,658.29
Liberty			3,744,235	299,538.80	505,115.4	40,409.23	339,948.03
Madison	1,980	59.40	8,294,157	663,532.56	5,244,483.9	419,558.71	1,083,150.67
Manatee	170,788	5,123.64	62,828,647	5,026,291.76	4,971,571.4	397,725.71	5,429,141.11
Marion	464,152	13,924.56	76,632,427.9	6,130,594.23	23,299,287.3	1,863,942.98	8,008,461.77
Martin	3,031	90.93	31,961,231	2,556,898.48	2,267,986.6	181,438.93	2,738,428.34
Monroe			37,942,921	3,035,433.68	1,313,927.3	105,114.18	3,140,547.86
Nassau	70,618	2,118.54	18,973,469	1,517,877.52	5,760,032.8	460,802.62	1,980,798.68
Okaloosa	945,686	28,370.58	53,824,365	4,305,949.20	2,819,180.8	225,534.46	4,559,854.24
Okeechobee	79,986	2,399.58	12,434,963	994,797.04	2,013,053.5	161,044.28	1,158,240.90
Orange	1,923,878	57,716.34	264,534,359.9	21,162,748.79	36,829,641.1	2,946,371.29	24,166,836.42
Osceola	275,364	8,260.92	35,413,252	2,833,060.16	2,059,728.3	164,778.26	3,006,099.34
Palm Beach	1,999,025	59,970.75	268,003,336	21,440,266.88	18,883,371.4	1,510,669.71	23,010,907.34
Pasco	1,973,645	59,209.35	65,529,064	5,242,325.12	5,534,587.3	442,766.98	5,744,301.45
Pinellas	1,454,923	43,647.69	270,064,271.8	21,605,141.74	16,129,165.0	1,290,333.20	22,939,122.63
Polk	1,441,067	43,232.01	163,169,094.9	13,053,527.59	36,956,920.8	2,956,553.66	16,053,313.26
Putnam	126,948	3,808.44	24,398,612	1,951,888.96	1,315,179.4	105,214.35	2,060,911.75
St. Johns	64,674	1,940.22	31,065,558	2,485,244.64	8,425,364.4	674,029.15	3,161,214.01
St. Lucie	97,898	2,936.94	57,860,393	4,628,831.44	5,247,677.8	419,814.22	5,051,582.60
Santa Rosa	1,207,866	36,235.98	33,123,596	2,649,887.68	2,709,490.1	216,759.21	2,902,882.87
Sarasota	75,285	2,258.55	92,977,049	7,438,163.92	5,467,254.2	437,380.34	7,877,802.81
Seminole	1,018,616	30,558.48	70,632,687	5,650,614.96	4,303,260.5	344,260.84	6,025,434.28
Sumter	150,164	4,504.92	15,949,363.3	1,275,949.06	13,798,295.4	1,103,863.63	2,384,317.61
Suwannee	57,774	1,733.22	18,204,381	1,456,350.48	2,356,758.9	188,540.71	1,646,624.41
Taylor	87,824	2,634.72	12,493,409	999,472.72	2,121,033.3	169,682.66	1,171,790.10
Union			2,649,391	211,951.28	1,838,946.7	147,115.74	359,067.02
Volusia	378,600	11,358.00	125,005,065	10,000,405.20	11,235,472.1	898,837.77	10,910,600.97
Wakulla	5,183	155.49	7,048,286	563,862.88	1,462,601.0	117,008.08	681,026.45
Walton			13,174,631	1,053,970.48	3,036,533.7	242,922.70	1,296,893.18
Washington			8,124,430	649,954.40	334,222.6	26,737.82	676,692.22
Penalties			839,464.4	67,157.17	3,024,538.7	241,963.10	309,120.27
TOTAL	40,041,320	\$ 1,201,239.60	4,682,696,500.9	\$ 374,615,720.07	535,834,163.8	\$ 42,866,733.10	\$ 418,683,692.77

*Information provided by the Department of Revenue

GASOLINE AND SPECIAL FUEL TAX ALLOCATIONS*

GASOLINE	Tax	Collection Fee	Allocations
4 CENT TAX:			
Department of Transportation	\$ 172,515,544.08	\$	\$ 172,515,544.08
General Revenue 4% of 4c D.O.T.	7,293,715.07	7,293,715.07
2% of 4c to Department Natural Resources	2,533,617.91	2,533,617.91
Refunds—Agricultural and Commercial Fishing	146,130.36	146,130.36
2% of 4c Service Station Refund	2,485,681.68	2,485,681.68
Refunds—Municipalities	1,192,654.60	1,192,654.60
City Transit Refund	3,004.36	3,004.36
Collection Fee Allowed	\$ 1,137,511.96	\$ 1,137,511.96	\$
	<u>\$ 187,307,860.02</u>	<u>\$ 1,137,511.96</u>	<u>\$ 186,170,348.06</u>
2 CENT TAX:			
To State Board of Administration for County Road Bonds	\$ 93,653,930.00	\$	\$ 93,653,930.00
	<u>\$ 93,653,930.00</u>	<u>\$</u>	<u>\$ 93,653,930.00</u>
7th CENT TAX:			
Collection Fee Allowed	\$ 284,377.96	\$ 284,377.96	\$
Refunds Municipalities	298,163.65	298,163.65
Administrative Trust Fund	1,117,439.00	1,117,439.00
Remaining 7th cent to Counties	45,126,984.44	45,126,984.44
	<u>\$ 46,826,965.05</u>	<u>\$ 284,377.96</u>	<u>\$ 46,542,587.09</u>
8th CENT TAX:			
Revenue Sharing Trust Fund	\$ 46,542,586.99	\$	\$ 46,542,586.99
Collection Fee Allowed	284,378.01	284,378.01
	<u>\$ 46,826,965.00</u>	<u>\$ 284,378.01</u>	<u>\$ 46,542,586.99</u>
TOTAL DISTRIBUTED**	<u>\$ 374,615,720.07</u>	<u>\$ 1,706,267.93</u>	<u>\$ 372,909,452.14</u>
<hr/>			
SPECIAL FUEL	Tax	Collection Fee	Allocations
4 CENT TAX:			
Department of Transportation	\$ 19,065,514.43	\$	\$ 19,065,514.43
General Revenue 4% of 4c D.O.T.	805,495.68	805,495.68
2% of 4c to Department of Natural Resources	266,382.09	266,382.09
Refunds—Cities Transit	123,905.64	123,905.64
Refunds—Municipalities	804,401.88	804,401.88
Collection Fee Allowed	366,959.20	366,959.20
Refunds—Farmers and Fisherman	707.64	707.64
	<u>\$ 21,433,366.56</u>	<u>\$ 366,959.20</u>	<u>\$ 21,066,407.36</u>
2 CENT TAX:			
To State Board of Administration for County Road Bonds	\$ 10,716,683.28	\$	\$ 10,716,683.28
	<u>\$ 10,716,683.28</u>	<u>\$</u>	<u>\$ 10,716,683.28</u>
7th CENT TAX:			
Collection Fee Allowed	\$ 91,739.78	\$ 91,739.78	\$
Refunds—Municipalities	201,100.47	201,100.47
Pour over Trust Fund to Counties	5,065,501.43	5,065,501.43
	<u>\$ 5,538,341.68</u>	<u>\$ 91,739.78</u>	<u>\$ 5,266,601.90</u>
8th CENT TAX:			
Collection Fee Allowed	\$ 91,739.83	\$ 91,739.83	\$
Revenue Sharing Trust Fund	5,266,601.75	5,266,601.75
	<u>\$ 5,358,341.58</u>	<u>\$ 91,739.83</u>	<u>\$ 5,266,601.75</u>
TOTAL DISTRIBUTED**	<u>\$ 42,866,733.10</u>	<u>\$ 550,438.81</u>	<u>\$ 42,316,294.29</u>

*Information provided by Department of Revenue.

**Includes penalties at 8c per gallon.

COLLECTIONS BY OR WITHIN COUNTIES OF MAJOR SOURCES OF REVENUE*


COUNTY	Sales and Use Taxes	Gasoline Taxes	Motor Vehicle Licenses	Pari-Mutuel Wagering Taxes	Documentary Stamp Tax	Documentary Stamp Sur Tax	Total
Alachua	\$ 30,349,195.22	\$ 6,272,115.52	\$ 2,619,320.60		\$ 2,023,715.48	\$ 13,212.60	\$ 41,277,559.42
Baker	934,089.29	649,319.04	349,799.92		53,507.13	19.80	1,986,735.18
Bay	22,612,909.20	4,150,430.08	1,956,031.44		1,494,717.65	9.35	30,214,097.72
Bradford	1,982,374.19	989,883.44	446,233.91		121,064.99	41.25	3,539,597.78
Brevard	55,456,273.54	10,010,135.68	5,629,443.15	998,831.05	5,291,044.87	6.05	77,385,734.34
Broward	274,487,145.18	38,326,471.68	22,046,507.16	16,717,620.36	25,781,781.39	581.35	377,360,107.12
Calhoun	942,454.12	499,296.64	316,077.53		113,047.12	14.85	1,870,890.26
Charlotte	11,901,551.07	2,102,704.48	1,358,183.22		1,754,213.69		17,116,652.46
Citrus	7,856,808.86	1,876,740.42	1,116,660.53		917,811.09	1,537.43	11,769,558.33
Clay	11,084,301.37	2,238,041.12	1,330,969.65	3,240,463.30	914,894.01	182.05	18,808,851.50
Collier	28,777,929.83	3,832,968.28	2,266,405.52		5,779,652.02		40,656,955.65
Columbia	6,039,576.36	2,490,265.20	711,089.80		302,317.95	495.00	9,543,744.31
Dade	451,002,451.64	55,391,034.56	31,186,814.24	30,277,564.03	37,996,961.91	637.45	605,855,463.83
DeSoto	2,648,259.34	859,491.84	431,254.57		309,582.80		4,248,588.55
Dixie	836,428.39	621,462.24	162,341.82		57,931.61		1,678,164.06
Duval	141,482,764.85	22,006,364.40	12,594,996.63	3,194,313.96	6,780,971.58	1,502.35	186,060,913.77
Escambia	48,331,468.32	8,282,307.12	4,725,824.92	1,686,904.79	2,263,981.31	69.30	65,290,555.76
Flagler	1,711,972.80	458,634.72	372,289.60		417,914.14		2,960,811.26
Franklin	803,490.02	459,714.72	148,765.45		107,149.29		1,519,119.48
Gadsden	3,409,983.71	1,461,082.82	492,564.25	600,885.38	229,367.74		6,193,883.90
Gilchrist	531,705.88	160,015.68	145,226.24		55,328.58		892,276.38
Glades	335,355.60	128,300.56	96,334.54		97,563.70		657,554.40
Gulf	1,903,716.59	432,631.92	196,103.44		90,172.45		2,622,624.40
Hamilton	5,212,831.11	912,160.88	348,295.46		49,918.36		6,523,205.81
Hardee	2,716,767.85	848,720.72	441,932.22		321,001.52		4,328,422.31
Hendry	3,560,691.87	1,135,125.28	519,672.21		240,828.86	117.15	5,456,435.37
Hernando	7,732,695.46	2,008,344.88	966,350.65		851,467.58	420.33	11,559,278.90
Highlands	8,034,012.26	2,370,192.64	1,104,797.25		851,700.00	124.30	12,360,826.45
Hillsborough	184,412,229.60	27,341,556.59	15,115,168.54	9,379,530.12	10,631,072.02	391.05	246,879,947.92
Holmes	1,018,409.09	635,056.56	242,983.26		85,555.64		1,982,004.55
Indian River	14,720,551.50	2,639,376.08	1,499,286.49		2,039,431.42		20,898,645.49
Jackson	4,847,283.05	1,970,667.04	751,573.43		325,790.97		7,895,314.49
Jefferson	797,997.43	581,034.80	262,644.23	1,068,233.91	105,464.56		2,815,374.93
Lafayette	211,508.74	175,978.32	87,082.62		30,089.00	229.00	504,887.68
Lake	20,177,722.56	4,587,004.00	2,941,862.56		1,387,862.31	306.90	29,094,758.33
Lee	63,071,413.63	8,078,264.16	4,842,184.77	2,588,229.91	7,062,016.18	88.55	85,642,197.20
Leon	32,844,512.33	5,682,376.34	2,784,737.33		2,476,353.58	38.50	43,788,018.08
Levy	2,212,601.47	998,760.80	401,402.39		236,330.95		3,849,095.61
Liberty	178,410.05	299,538.80	96,995.11		27,531.71		602,475.67
Madison	1,267,613.90	663,532.56	279,443.15		105,089.89		2,315,679.50
Manatee	34,048,939.53	5,026,291.76	3,388,695.84		3,138,006.73		45,601,933.86
Marion	28,638,897.23	6,130,594.23	2,936,301.85	1,126,880.38	2,326,861.05	41.25	41,159,575.99
Martin	18,725,480.00	2,556,898.48	1,599,934.45		2,612,336.87		25,494,649.80
Monroe	18,287,764.90	3,035,433.68	1,247,139.05	250,829.27	1,919,524.90	3,013.16	24,743,704.96
Nassau	4,595,793.99	1,517,877.52	664,715.82		443,387.86	26.40	7,221,801.59
Okaloosa	19,375,080.41	4,305,949.20	2,114,964.99		1,603,563.52	4,135.04	27,403,693.16
Okeechobee	3,702,705.39	994,797.04	542,837.34		440,930.28		5,681,270.05
Orange	158,894,721.30	21,162,748.79	12,465,163.07		8,875,356.01	202.40	201,398,191.57
Osceola	13,664,920.40	2,833,060.16	1,296,480.13		1,142,703.40	212.85	18,937,376.94
Palm Beach	162,089,733.59	21,440,266.88	11,689,126.05	7,940,875.17	23,091,608.25	264.55	226,251,874.49
Pasco	28,186,228.51	5,242,325.12	3,765,579.66		2,699,172.51	41.25	39,893,347.05
Pinellas	163,338,960.65	21,605,141.74	15,090,060.77	7,524,147.25	15,147,813.65	529.65	222,706,653.71
Polk	93,497,924.77	13,053,527.59	8,946,851.87		4,034,556.54	839.85	119,533,700.62
Putnam	7,352,911.10	1,951,888.96	1,009,343.44		487,366.33	152.35	10,801,662.18
St. Johns	11,003,606.64	2,485,244.64	862,359.71	1,916,152.27	1,155,196.24	196.35	17,422,755.85
St. Lucie	20,857,673.24	4,628,831.44	1,848,951.05	998,202.46	2,606,813.04	2.75	30,940,473.98
Santa Rosa	5,255,199.82	2,649,887.68	1,013,678.59		549,236.04	24.75	9,468,026.88
Sarasota	57,148,859.57	7,438,163.92	4,883,990.41	3,520,068.33	6,428,311.07	201.30	79,419,594.60
Seminole	36,206,918.37	5,650,614.96	3,921,650.03	6,792,272.46	4,006,728.81	25.30	56,578,209.93
Sumter	2,387,166.95	1,275,949.06	540,934.37		191,668.30	34.10	4,395,752.78
Suwannee	2,896,305.83	1,456,350.48	481,955.38		263,102.18	64.90	5,097,778.77
Taylor	3,602,893.29	999,472.72	334,124.35		125,769.54		5,062,259.90
Union	505,249.35	211,951.28	181,104.47		24,825.78		923,130.88
Volusia	56,084,798.05	10,000,405.20	5,064,059.57	4,130,819.23	4,940,947.85	21,560.73	80,242,590.63
Wakulla	874,387.40	563,862.88	193,058.93		87,041.74		1,718,350.95
Walton	2,129,380.49	1,053,970.48	386,966.07		556,901.17		4,127,218.21
Washington	1,049,625.33	649,954.40	264,175.40	1,322,674.35	157,250.99		3,443,680.47
Suspense	(1,258,064.77)						(1,258,064.77)
Other	131,311,979.49 ¹	67,157.17 ²	3,936.86 ³		833,076.95	5,990.87	132,222,141.34
TOTALS	\$2,542,895,498.09	\$ 374,615,720.07	\$ 210,123,789.32	\$ 105,275,497.98	\$ 209,672,254.65	\$ 57,584.41	\$3,442,640,344.52

*Source: Departments Making Collections.

¹Consists of Out of State Collections: \$123,151,705.84, In/Out State, \$9,720,613.18 and Consolidated (\$1,560,339.53)

²Consists of Penalties

³Consists of Office Agency \$1,721,034.50, OHSMU Districts \$689,837.97, Refunds (\$2,386,935.61)



DISTRIBUTION TO SCHOOL DISTRICTS FROM EDUCATIONAL PROGRAMS*

Line No.	County	Florida Educational Finance Program	Student Transportation Program	Community Schools Program	Comprehensive Health Education Program	Instructional Materials Program	Student Development Services Program	Compensatory Education Supplement	Bus Replacement Program	State School Lunch Program	K-3 Improvement Program
1	Alachua	\$ 24,412,345.00	\$ 1,074,991.00	\$ 52,556.00	10,893.00	\$ 399,650.00	\$ 265,604.00	\$ 485,790.00	\$ 265,335.00	\$ 142,462.00	\$ 717,265.00
2	Baker	4,171,350.00	183,145.00		8,000.00	64,400.00	41,919.00	47,516.00	59,928.26	16,565.00	113,808.00
3	Bay	20,204,155.00	910,962.00	6,907.30	19,528.00	356,238.00	248,924.00	294,264.00	189,525.00	104,066.00	665,246.00
4	Bradford	4,806,346.00	203,047.00	7,508.00	8,000.00	83,242.00	50,756.00	95,278.00	57,760.00	20,568.00	140,891.00
5	Brevard	44,378,581.00	1,725,695.00	82,588.00	36,114.00	900,119.00	596,081.00	654,079.00	524,705.29	176,244.00	1,328,368.00
6	Broward	126,837,247.00	3,600,564.00	120,128.00	81,639.00	2,582,421.00	1,716,993.00	2,635,079.00	655,187.83	579,687.00	3,965,865.00
7	Calhoun	2,140,343.00	119,096.00	7,508.00	6,000.00	37,025.00	24,780.00	22,331.00		15,018.00	73,842.00
8	Charlotte	3,196,409.00	322,079.00	45,048.00		175,728.00	85,477.00	138,295.00		24,311.00	179,969.00
9	Citrus	6,061,975.00	518,468.00	7,508.00	6,000.00	193,916.00	97,649.00	117,825.00	162,450.00	37,551.00	243,982.00
10	Clay	16,828,386.00	825,750.00	15,016.00	15,088.00	347,047.00	198,143.00	278,330.00	179,597.50	45,528.00	456,250.00
11	Collier	3,344,479.00	665,001.00	45,048.00	6,523.00	261,368.00	172,951.00	263,726.00	128,848.57	82,962.00	448,778.00
12	Columbia	7,700,596.00	445,488.00		11,185.00	139,532.00	88,996.00	119,130.00		40,060.00	254,869.00
13	Dade	226,315,530.00	3,673,834.00	405,721.00	135,963.00	4,918,831.00	2,982,072.00	4,200,952.00	953,370.77	1,374,544.00	7,889,576.00
14	DeSoto	4,222,766.00	192,364.00	7,508.00	6,000.00	94,480.00	47,148.00	103,398.00	53,003.19	20,880.00	142,930.00
15	Dixie	1,839,110.00	111,418.00	7,508.00	7,900.00	38,195.00	21,077.00	50,524.00	37,002.50	11,892.00	55,186.00
16	Duval	107,060,725.00	4,183,703.00	420,448.00	62,325.00	1,909,670.00	1,263,890.00	1,928,773.00	928,672.50	628,107.00	3,437,352.00
17	Escambia	48,488,160.00	1,912,994.00	45,048.00	20,688.00	784,255.00	528,444.00	718,197.00	365,512.50	278,296.00	1,337,885.00
18	Flagler	737,036.00	139,635.00	37,540.00	8,000.00	36,674.00	21,798.00	45,154.00	31,587.50	10,505.00	63,026.00
19	Franklin	1,758,232.00	56,903.00	4,171.12	6,000.00	32,436.00	21,957.00	44,019.00		10,414.00	64,780.00
20	Gadsden	9,931,408.00	443,923.00		10,009.00	162,325.00	107,832.00	251,794.00	117,325.00	104,424.00	316,938.00
21	Gilchrist	1,634,935.00	112,281.00		11,626.00	28,776.00	18,435.00	34,910.00	21,660.00	5,795.00	43,899.00
22	Glades	659,327.00	53,493.00			20,583.00	13,481.00	26,672.00		6,868.00	34,452.00
23	Gulf	2,476,189.00	117,526.00	12,951.00	6,000.00	44,180.00	30,202.00	43,229.00	36,100.00	14,133.00	80,659.00
24	Hamilton	2,026,824.00	123,869.00		6,000.00	41,317.00	27,433.00	43,623.00	16,377.00	86,889.00	86,889.00
25	Hardee	2,795,689.00	217,710.00	15,016.00	6,000.00	90,816.00	55,399.00	91,045.00	71,297.50	31,075.00	178,717.00
26	Hendry	4,050,718.00	193,032.00	15,016.00		97,653.00	57,509.00	125,361.00	55,955.00	26,487.00	175,594.00
27	Hernando	6,189,498.00	534,958.00	37,540.00	14,224.00	155,827.00	81,275.00	120,232.00	133,495.27	34,693.00	222,270.00
28	Highlands	5,792,711.00	344,347.00	19,852.75	12,275.00	145,952.00	90,899.00	159,520.00		41,719.00	267,397.00
29	Hillsborough	119,081,097.00	4,810,967.00	97,604.00	65,169.00	2,071,394.00	1,369,457.00	2,579,080.00	842,935.00	675,419.00	3,369,873.00
30	Holmes	3,736,823.00	263,670.00		6,000.00	66,566.00	41,626.00	71,168.00	79,420.00	21,675.00	113,251.00
31	Indian River	7,100,691.00	419,303.00	15,016.00	10,950.00	168,905.00	111,690.00	194,681.00	80,322.50	50,209.00	303,853.00
32	Jackson	8,926,800.00	503,837.00		6,000.00	145,113.00	97,314.00	128,427.00	137,180.00	50,679.00	281,079.00
33	Jefferson	2,651,721.00	204,863.00	6,011.00	6,000.00	33,559.00	28,353.00	71,750.00	53,247.50	18,900.00	75,778.00
34	Lafayette	909,807.00	77,619.00	7,508.00		21,089.00	11,377.00	20,228.00		4,147.00	36,363.00
35	Lake	16,897,380.00	930,094.00		8,840.00	330,527.00	219,617.00	279,470.00	186,817.50	83,270.00	586,666.00
36	Lee	26,316,221.00	1,618,078.00	67,572.00	24,432.00	648,988.00	372,669.00	576,330.00	309,557.50	137,785.00	985,354.00
37	Leon	24,030,330.00	925,811.00	67,572.00	10,356.00	458,808.00	285,120.00	506,039.00	157,937.50	110,223.00	756,487.00
38	Levy	3,939,916.00	298,564.00		8,000.00	71,095.00	47,427.00	100,278.00	74,005.00	23,170.00	131,643.00
39	Liberty	980,703.00	65,675.00		6,000.00	17,302.00	11,208.00	20,332.00		6,289.00	34,615.00
40	Madison	3,409,483.00	261,326.00		6,000.00	58,312.00	40,159.00	94,227.00	66,785.00	28,713.00	119,373.00
41	Manatee	18,577,721.00	884,391.00		22,840.00	424,446.00	260,403.00	304,759.00	182,677.10	102,562.00	724,885.00
42	Manon	20,430,645.00	1,249,168.00	37,540.00	20,655.00	477,709.00	267,276.00	398,060.00	237,357.50	156,420.00	691,365.00
43	Martin	6,666,145.00	495,355.00	30,032.00	7,250.00	238,321.00	113,209.00	145,982.00	100,734.43	43,157.00	265,116.00
44	Monroe	5,126,914.00	350,892.00	45,048.00	13,912.00	153,542.00	98,623.00	150,886.00	80,322.50	39,007.00	266,589.00
45	Nassau	6,930,245.00	534,077.00		6,000.00	142,692.00	89,349.00	172,321.00	132,667.50	31,975.00	227,559.00
46	Okaloosa	26,191,856.00	862,387.00	15,016.00	24,250.00	448,296.00	305,340.00	346,458.00	285,190.00	98,686.00	759,113.00
47	Okeechobee	5,029,075.00	266,474.00	7,508.00	6,000.00	113,953.00	53,913.00	132,598.00	70,513.95	25,284.00	170,925.00
48	Orange	81,261,652.00	2,756,666.00	37,540.00	47,644.00	1,484,710.00	1,036,280.00	2,082,919.00	493,667.50	307,855.00	2,288,619.00
49	Osceola	7,396,646.00	379,616.00		6,000.00	179,308.00	106,221.00	167,774.00	101,982.50	38,712.00	304,223.00
50	Palm Beach	64,251,493.00	2,867,910.00	112,620.00	27,000.00	1,351,551.00	894,740.00	2,013,816.00	522,547.50	414,253.00	2,239,473.00
51	Pasco	24,602,143.00	1,816,898.00	45,048.00	22,644.00	568,088.00	305,190.00	504,010.00	298,727.50	122,435.00	768,734.00
52	Pinellas	95,006,540.00	3,163,646.00	22,524.00	57,144.00	1,675,029.00	1,150,247.00	1,639,407.00	443,127.50	387,854.00	2,672,834.00
53	Polk	61,859,170.00	2,485,718.00	30,032.00	44,764.00	1,122,206.00	746,975.00	1,305,775.00	454,860.00	311,900.00	2,026,688.00
54	Putnam	10,700,097.00	580,702.00		8,000.00	181,988.00	120,984.00	189,342.00		79,025.00	343,447.00
55	St. Johns	10,849,575.00	505,690.00	7,508.00	8,000.00	187,449.00	114,337.00	186,695.00		41,814.00	300,114.00
56	St. Lucie	12,164,358.00	883,191.00		12,491.00	313,326.00	171,151.00	384,324.00	185,404.73	112,750.00	529,584.00
57	Santa Rosa	10,427,085.00	636,582.00	22,524.00	15,188.00	223,366.00	150,463.00	209,777.00	186,152.90	46,803.00	376,924.00
58	Sarasota	20,478,562.00	1,048,965.00	37,540.00	26,435.00	414,571.00	312,740.00	354,724.00	212,087.50	91,906.00	740,100.00
59	Seminole	38,833,113.00	1,275,589.00		28,996.00	696,683.00	435,809.00	408,449.00	281,580.00	107,484.00	1,147,375.00
60	Sumter	5,237,124.00	277,860.00		6,000.00	89,830.00	56,580.00	126,804.00	91,152.50	30,881.00	162,303.00
61	Suwannee	5,553,990.00	366,102.00	7,508.00	6,000.00	85,399.00	59,321.00	118,666.00	88,445.00	25,933.00	155,480.00
62	Taylor	3,522,267.00	216,505.00	7,508.00	6,000.00	62,248.00	43,418.00	74,512.00	76,943.99	17,264.00	125,208.00
63	Union	1,858,574.00	84,339.00	2,731.00	8,000.00	25,422.00	17,118.00	39,524.00	27,075.00	7,137.00	50,633.00
64	Volusia	34,581,450.00	1,189,650.00		16,727.00	697,016.00	431,002.00	778,709.00	188,622.50	182,884.00	1,047,799.00
65	Wakulla	2,818,080.00	231,907.00	11,744.00	6,000.00	49,545.00	29,982.00	52,499.00	56,857.50	14,051.00	87,788.00
66	Walton	3,646,675.00	358,813.00		6,000.00	70,314.00	45,532.00	42,885.00	97,472.44	20,802.00	124,971.00
67	Washington	5,402,604.00	214,199.00		20,000.00	61,033.00	46,118.00	53,147.00	68,590.00	25,456.00	101,132.00
68	Other	1,195,076.00		7,508.00		212,467.17					12,284.84
69	TOTAL	\$ 1,498,638,917.00	\$ 59,369,375.00	\$ 2,166,897.17	\$ 1,159,667.00	\$ 29,984,822.17	\$ 19,055,442.00	\$ 30,226,536.00	\$ 12,144,040.00	\$ 8,000,000.00	\$ 48,512,284.84

DISTRIBUTION TO SCHOOL DISTRICTS FROM EDUCATIONAL PROGRAMS (Continued)

Other General Revenue Programs	Total From General Revenue Fund	County Capital Outlay and Debt Service School Fund			Educational Aid Program	School Lunch Program	Vocational Education Program	Total From Trust Fund	Total From Federal Revenue Sharing Fund	Total Distribution	Line No.
		Capital Outlay	Board of Administration Debt Services	Interest on Investments							
\$ 13,236.00	\$ 27,840,127.00	\$ 287,135.93	\$ 762,113.65	\$ 35,687.76	\$ 2,186,119.80	\$ 2,020,050.00	\$ 123,133.81	\$ 5,414,240.95	\$ 33,254,367.95	1	
	4,706,631.26	26,418.57	88,800.82	3,918.92	284,014.27	223,265.00	33,985.73	660,403.31	5,367,034.57	2	
7,330.00	23,007,145.30	663,296.02	141,636.13	27,377.88	1,398,553.41	1,625,075.00	233,487.58	4,089,426.02	27,096,571.32	3	
2,165.00	5,475,561.00	48,948.78	94,953.81	4,894.51	630,371.05	275,860.00	54,517.95	1,109,546.10	6,585,107.10	4	
12,350.00	50,414,924.29	699,888.48	1,458,616.88	73,416.50	3,196,728.93	2,505,353.00	268,321.35	8,202,325.14	58,617,249.43	5	
108,345.00	142,883,155.83	1,481,799.46	4,558,267.82	205,438.71	8,754,088.30	8,305,748.00	1,102,286.57	24,407,628.86	175,951,181.69	6	
2,800.00	2,448,743.00	64,484.01		2,193.27	316,269.27	231,221.00	27,255.13	641,422.68	3,090,165.88	7	
	4,167,316.00	172,780.23	118,208.47	9,897.30	201,201.39	436,351.00	97,215.61	1,035,654.00	5,202,970.00	8	
14,797.00	7,462,121.00	124,215.62	202,406.44	11,109.28	533,532.63	539,591.00	31,604.69	1,442,459.66	8,904,580.66	9	
19,530.00	19,208,885.50	159,543.30	436,679.17	20,279.11	876,798.98	682,214.00	127,909.34	2,303,423.90	21,512,089.40	10	
77,530.00	5,497,214.57	190,415.94	345,187.66	18,210.30	2,083,406.48	1,189,390.00	595,808.57	4,422,425.95	9,919,640.52	11	
10,968.00	8,971,000.00	89,338.67	276,965.10	12,458.97	735,854.26	574,321.00	99,114.74	1,788,052.74	10,759,052.74	12	
40,000.00	252,890,393.77	2,023,845.97	7,918,905.55	370,052.53	20,731,211.24	22,632,061.00	2,584,492.36	57,260,568.65	9,611,824.00	319,762,786.42	13
4,800.00	4,895,277.19	38,926.41	99,596.11	4,711.52	398,194.52	317,958.00	34,755.56	894,142.12	5,789,419.31	14	
6,665.00	2,186,477.50	16,632.02	56,975.06	2,503.57	232,906.40	174,458.00	61,942.60	545,417.65	2,731,895.15	15	
32,833.00	121,856,498.50	1,103,212.75	3,193,719.73	146,150.07	12,563,539.17	9,111,631.00	732,252.29	26,850,505.01	9,759,986.00	158,466,989.51	16
18,569.00	54,498,048.50	560,784.07	1,459,394.07	68,017.50	6,057,957.14	4,078,465.00	280,897.10	12,505,314.88	67,003,363.38	17	
6,265.00	1,137,220.50	24,824.32	41,779.41	2,265.37	159,263.17	152,603.00	10,468.27	391,203.54	1,528,424.04	18	
11,560.00	2,010,472.12	12,823.90	47,716.17	2,059.13	293,974.28	182,622.00	34,131.72	573,327.20	2,583,799.32	19	
	11,445,979.00	185,277.32	101,771.38	9,763.29	1,922,421.12	1,472,502.00	64,357.65	3,756,092.76	15,202,071.76	20	
	1,912,317.00	15,781.81	40,682.33	1,920.49	114,970.02	92,552.00	38,410.98	304,317.63	2,216,634.63	21	
	814,876.00	22,081.46	8,628.87	1,044.54	158,615.66	85,309.00	384.34	276,063.87	1,090,939.87	22	
2,165.00	2,863,334.00	19,546.58	65,031.43	2,876.72	266,789.65	203,784.00	44,932.37	602,960.75	3,466,294.75	23	
	2,435,577.78	74,928.95		2,548.53	303,472.89	228,215.00	84,805.51	693,970.88	3,129,548.66	24	
13,000.00	3,565,784.50	33,117.39	202,243.13	5,224.11	785,712.47	482,553.00	54,634.53	1,563,484.63	5,129,249.13	25	
	4,797,325.00	43,437.79	122,613.51	5,647.84	764,426.09	390,234.00	33,825.04	1,360,184.27	6,157,509.27	26	
5,325.00	7,529,337.27	104,839.09	172,522.18	9,426.99	384,803.66	559,008.00	61,342.89	1,291,742.81	8,821,080.08	27	
17,018.00	6,891,690.75	93,673.00	261,936.38	10,566.94	1,178,087.31	629,091.00	142,427.58	2,315,782.21	9,207,472.96	28	
51,130.00	135,014,125.00	1,289,018.60	2,981,312.97	145,245.31	11,989,209.45	10,153,881.00	1,358,998.96	27,917,566.29	10,928,876.00	173,860,567.29	29
9,418.00	4,409,617.00	30,992.98	79,923.93	3,772.58	326,431.28	348,544.00	29,658.13	819,322.90	5,228,939.90	30	
6,330.00	8,461,950.50	71,162.94	232,650.46	10,333.50	788,908.24	700,111.00	45,551.76	1,848,717.90	10,310,668.40	31	
19,527.00	10,295,956.00	72,999.07	255,845.15	11,184.87	1,261,664.75	791,331.00	90,283.74	2,483,308.58	12,779,264.58	32	
2,000.00	3,152,182.50	22,713.01	56,234.74	2,685.22	573,995.92	260,984.00	37,186.08	953,798.97	4,105,981.47	33	
1,000.00	1,089,138.00	10,410.35	19,789.75	1,027.18	142,351.80	66,571.00	47,402.20	287,552.28	1,376,690.28	34	
9,970.00	19,532,651.50	256,417.99	561,367.01	22,815.18	1,965,843.49	1,199,093.00	106,131.51	4,111,678.18	23,644,329.68	35	
34,711.00	31,091,697.50	346,559.69	955,963.00	43,829.73	1,775,500.16	2,401,496.00	373,101.42	5,896,452.00	36,988,149.50	36	
18,058.00	27,326,741.50	237,169.31	1,060,778.90	32,101.59	2,035,964.76	1,702,278.00	953,051.56	6,021,344.12	33,348,085.62	37	
4,975.00	4,699,073.00	33,017.07	102,861.71	4,621.60	422,889.44	347,563.00	45,644.56	956,597.38	5,655,670.38	38	
3,200.00	1,145,324.00	6,803.37	22,851.04	1,008.63	128,807.72	112,577.00	24,673.83	296,721.59	1,442,045.59	39	
2,948.00	4,087,326.00	52,770.17	96,721.31	5,084.60	561,936.88	448,942.00	24,388.38	1,189,843.34	5,277,169.34	40	
29,330.00	21,518,014.10	309,999.49	635,114.85	30,944.35	1,656,158.03	1,656,138.00	549,316.33	4,837,671.05	26,355,685.15	41	
16,330.00	23,982,525.50	413,333.40	517,586.16	31,663.04	2,291,992.46	2,477,058.00	162,581.04	5,894,214.10	29,876,739.60	42	
10,330.00	8,135,631.43	101,469.88	262,866.40	11,774.37	875,038.51	640,798.00	60,394.70	1,952,341.86	10,087,973.29	43	
11,730.00	6,337,465.50	104,584.71	251,317.46	12,105.18	790,267.76	599,927.00	142,096.14	1,900,298.25	8,237,763.75	44	
4,800.00	8,271,685.50	51,374.93	190,714.43	8,234.10	503,418.90	425,152.00	32,013.59	1,210,907.95	9,482,593.45	45	
18,031.00	29,354,623.00	256,637.70	744,049.41	34,036.03	1,337,159.41	1,684,840.00	319,849.41	4,376,571.96	33,731,194.96	46	
15,165.00	5,891,408.95	46,962.20	105,588.69	5,188.66	923,038.49	435,493.00	43,754.76	1,560,025.80	7,451,434.75	47	
129,318.00	91,926,870.50	902,062.54	2,381,196.59	111,672.35	7,218,110.45	4,989,724.00	1,856,764.58	17,459,530.51	109,386,401.01	48	
12,830.00	8,693,312.50	71,087.34	518,197.50	10,936.68	760,698.29	633,762.00	58,637.51	2,053,319.32	10,746,631.82	49	
41,275.00	74,736,678.50	735,963.55	2,216,984.28	98,101.17	6,991,199.73	5,865,777.00	474,730.54	16,382,756.27	91,119,434.77	50	
9,330.00	29,063,247.50	376,996.58	743,380.16	37,790.24	1,715,545.75	1,954,915.00	226,219.55	5,054,847.28	34,118,094.78	51	
58,000.00	106,276,352.50	1,367,316.29	2,698,306.67	138,282.62	4,785,359.17	6,044,009.00	1,307,913.11	16,341,186.86	122,617,539.36	52	
36,165.00	70,424,253.00	527,939.12	1,659,223.83	74,391.21	7,012,526.46	4,455,897.00	653,679.63	14,383,657.25	84,807,910.25	53	
9,310.00	12,212,895.00	111,430.15	328,323.43	13,405.27	1,425,453.84	1,206,668.00	152,381.78	3,237,662.47	15,450,557.47	54	
8,830.00	12,210,012.00	109,882.70	268,330.75	12,857.24	804,552.49	610,559.00	438,639.42	2,244,621.60	14,454,633.60	55	
6,330.00	14,762,909.73	247,188.12	489,472.62	24,570.17	1,972,299.99	1,618,640.00	68,861.52	4,421,032.42	19,183,942.15	56	
53,581.00	12,348,445.90	116,085.78	309,272.68	14,467.57	650,450.87	806,141.00	111,887.45	2,008,305.35	14,356,751.25	57	
9,130.00	23,724,760.50	365,432.95	610,532.63	33,195.18	1,547,148.29	1,307,591.00	1,071,047.28	4,934,947.33	28,659,707.83	58	
45,845.00	43,260,923.00	520,867.88	1,065,803.61	53,966.91	1,862,713.42	1,608,264.00	193,117.42	5,304,733.24	48,565,656.24	59	
4,330.00	6,082,844.50	39,534.66	114,070.18	5,224.51	536,472.80	471,072.00	37,515.20	1,203,889.35	7,286,733.85	60	
2,165.00	6,468,999.00	53,601.37	116,299.31	5,778.77	616,159.85	378,337.00	55,456.11	1,225,632.41	7,694,631.41	61	
	4,151,873.99	32,365.24	89,006.46	4,128.17	391,841.43	253,164.00	48,158.57	818,663.87	4,970,537.86	62	
10,135.00	2,130,688.00	11,369.03	39,722.92	1,737.77	133,662.46	98,815.00	31,237.54	316,544.72	2,447,232.72	63	
28,527.00	39,142,386.50	488,684.21	1,066,012.21	52,879.34	2,596,769.88	2,910,163.00	112,269.95	7,226,778.59	46,369,165.09	64	
11,415.00	3,369,868.50	30,659.09	55,642.67	2,935.35	465,412.38	199,877.00	25,978.18	780,504.67	4,150,373.17	65	
2,165.00	4,415,629.44	44,426.67	73,838.14	4,022.51	449,316.73	320,399.00	28,525.27	920,528.52	5,336,157.96	66	
9,224.00	6,001,503.00	155,923.53		5,303.37	594,965.71	322,790.00	236,481.32	1,315,453.93	7,316,956.93	67	
241,992.893.00	243,420,229.01				11,345,542.49	22,248,229.92					

**DISTRIBUTIONS TO COUNTIES
FROM OTHER STATE SOURCES***

COUNTY	2c Gas and Special Fuel Tax to State Board of Administration for County Road Bonds	7th Cent Gas and Special Fuel Tax (Gas Tax Pour-Over Trust Fund)		Pari-Mutuel Wagering Funds
		Gas Tax	Special Fuel Tax	
Alachua	\$ 1,736,555.01	\$ 764,034.04	\$ 55,516.45	\$ 446,500.00
Baker	393,146.28	174,103.71	22,501.46	446,500.00
Bay	1,255,495.77	540,773.24	45,362.68	446,500.00
Bradford	334,956.12	151,804.70	12,575.71	446,500.00
Brevard	2,876,808.61	1,173,811.93	66,521.44	446,500.00
Broward	8,502,836.73	3,775,165.95	273,290.69	446,500.00
Calhoun	363,236.04	161,058.34	20,930.75	446,500.00
Charlotte	746,678.84	329,745.28	26,990.60	446,500.00
Citrus	636,317.52	291,647.40	24,923.38	446,500.00
Clay	728,140.25	323,786.84	27,659.42	446,500.00
Collier	1,663,311.20	771,978.62	62,093.09	446,500.00
Columbia	776,396.95	361,975.01	48,103.78	446,500.00
Dade	13,331,329.19	5,272,809.86	373,359.12	446,500.00
DeSoto	448,806.55	196,267.29	24,867.63	446,500.00
Dixie	443,558.69	202,090.29	23,555.35	446,500.00
Duval	5,480,729.53	2,185,211.37	418,838.31	446,500.00
Escambia	2,310,382.54	921,481.19	76,634.67	446,500.00
Flagler	304,894.03	135,780.12	15,610.69	446,500.00
Franklin	419,962.98	180,919.79	19,101.68	446,500.00
Gadsden	558,997.77	215,903.03	20,206.23	446,500.00
Gilchrist	193,824.01	82,018.80	8,674.27	446,500.00
Glades	484,659.35	209,628.63	24,102.57	446,500.00
Gulf	409,651.94	177,850.32	17,855.25	446,500.00
Hamilton	405,467.44	193,242.91	35,791.57	446,500.00
Hardee	464,352.78	202,045.15	25,070.32	446,500.00
Hendry	719,801.31	321,394.44	45,605.85	446,500.00
Hernando	527,211.67	244,205.60	42,631.68	446,500.00
Highlands	912,059.95	408,333.45	52,724.65	446,500.00
Hillsborough	6,771,089.71	3,036,410.11	446,061.99	446,500.00
Holmes	367,055.29	162,728.50	39,880.41	446,500.00
Indian River	773,492.48	355,836.00	62,969.64	446,500.00
Jackson	838,175.52	367,346.61	75,155.20	446,500.00
Jefferson	383,109.71	168,596.68	53,459.33	446,500.00
Lafayette	283,277.39	123,050.75	14,323.71	446,500.00
Lake	1,421,724.47	631,413.70	77,683.50	446,500.00
Lee	1,964,470.92	889,161.18	79,750.74	446,500.00
Leon	1,559,968.43	679,938.82	65,264.89	446,500.00
Levy	695,383.38	305,730.98	41,136.99	446,500.00
Liberty	419,782.49	183,583.05	21,118.24	446,500.00
Madison	485,190.11	212,427.29	40,042.58	446,500.00
Manatee	1,406,708.38	580,451.01	53,611.34	446,500.00
Marion	1,838,490.68	850,025.10	199,442.71	446,500.00
Martin	764,222.63	350,825.51	26,975.40	446,500.00
Monroe	1,503,666.78	655,608.57	48,255.77	446,500.00
Nassau	591,641.59	266,459.47	64,621.40	446,500.00
Okaloosa	1,392,415.25	587,357.38	41,228.20	446,500.00
Okeechobee	577,440.22	258,830.87	33,729.39	446,500.00
Orange	4,844,331.58	2,172,572.26	306,908.61	446,500.00
Osceola	1,128,470.01	517,706.86	43,847.70	446,500.00
Palm Beach	5,273,546.22	2,293,185.46	170,688.88	446,500.00
Pasco	1,326,659.85	566,051.45	56,281.53	446,500.00
Pinellas	5,236,309.78	2,034,264.31	111,453.44	446,500.00
Polk	3,400,281.35	1,434,403.26	339,832.39	446,500.00
Putnam	746,745.57	312,772.77	25,500.97	446,500.00
St. Johns	822,327.86	384,589.96	86,656.72	446,500.00
St. Lucie	1,123,984.46	535,175.92	49,487.00	446,500.00
Santa Rosa	1,000,402.45	439,931.21	36,090.49	446,500.00
Sarasota	1,670,926.30	710,408.11	51,685.97	446,500.00
Seminole	1,093,298.38	444,219.48	35,021.41	446,500.00
Sumter	506,412.69	233,642.94	93,816.06	446,500.00
Suwannee	557,495.63	254,948.85	27,365.57	446,500.00
Taylor	653,171.29	288,036.23	35,928.39	446,500.00
Union	166,848.40	64,008.08	17,728.61	446,500.00
Volusia	2,657,493.53	1,165,551.38	83,900.39	446,500.00
Wakulla	374,229.84	165,843.14	31,662.16	446,500.00
Walton	714,664.54	312,276.23	50,981.71	446,500.00
Washington	406,965.47	175,232.21	16,107.23	446,500.00
TOTAL	\$ 105,171,439.68	\$ 45,139,668.99	\$ 5,066,755.95	\$ 29,915,500.00

*Information was provided by departments making the distribution.

**DISTRIBUTIONS TO COUNTIES
FROM OTHER STATE SOURCES (Continued)**

Mosquito Control State Matching	Gas and Oil Production Tax	Revenue Sharing Tax	Insurance Agents and Solicitors County License Trust Fund	Beverage Licenses	Total	COUNTY
\$ 18,547.28	\$	\$ 1,168,007.00	\$ 7,195.68	\$ 55,711.80	\$ 4,233,519.98	Alachua
29,073.97		108,742.00	401.76	1,586.40	1,165,528.89	Baker
18,911.32		816,403.00	4,240.80	50,415.60	3,188,265.06	Bay
93,466.12		138,992.00	516.96	2,102.40	1,106,359.21	Bradford
48,895.79		2,340,115.00	11,024.64	111,589.80	7,119,837.54	Brevard
		7,465,448.00	54,643.68	407,921.10	20,974,701.94	Broward
		83,515.00	450.72	799.20	1,076,490.05	Calhoun
70,486.10		671,210.00	2,066.40	13,662.60	2,307,339.82	Charlotte
50,807.16		490,895.00	1,631.52	8,148.00	1,950,869.98	Citrus
		631,682.00	2,184.48	7,193.70	2,167,146.69	Clay
137,270.92	304,351.62	1,070,619.00	5,840.64	27,477.30	4,489,442.39	Collier
26,624.85		329,868.00	1,179.36	9,834.30	2,000,482.25	Columbia
85,983.32		15,850,087.00	78,714.72	536,662.50	35,975,445.71	Dade
		169,237.00	398.88	3,100.80	1,289,178.15	DeSoto
		71,955.00	195.84	1,569.60	1,189,424.77	Dixie
124,259.72		6,299,148.00	38,738.88	184,669.20	15,178,095.01	Duval
32,119.20	1,344,520.11	2,540,986.00	11,302.56	100,553.10	7,784,479.37	Escambia
34,883.55		89,745.00	452.16	4,017.60	1,031,883.15	Flagler
17,658.36		67,754.00	221.76	3,307.20	1,155,425.77	Franklin
20,648.54		300,799.00	1,202.40	6,409.80	1,570,666.77	Gadsden
		55,405.00	247.68	1,300.80	787,970.56	Gilchrist
17,397.07		56,130.00	133.92	1,836.00	1,240,387.54	Glades
24,538.90		90,887.00	365.76	2,395.20	1,170,044.37	Gulf
		136,550.00	334.08	924.00	1,218,810.00	Hamilton
12,265.52		179,342.00	573.12	309.60	1,330,458.49	Hardee
23,126.42	441,105.17	172,443.00	917.28	3,050.40	2,173,943.87	Hendry
23,961.58		439,305.00	1,372.32	5,925.60	1,731,113.45	Hernando
12,155.35		475,904.00	1,886.40	9,561.30	2,319,125.10	Highlands
120,894.95		6,770,188.00	41,323.68	219,599.40	17,852,067.84	Hillsborough
16,356.77		131,640.00	417.60	873.60	1,165,452.17	Holmes
49,425.01		618,450.00	3,647.52	16,644.00	2,326,964.65	Indian River
		341,151.00	1,591.20	4,575.00	2,074,494.53	Jackson
16,356.78		100,133.00	434.88	1,738.80	1,170,329.18	Jefferson
		42,872.00	148.32	86.40	910,258.57	Lafayette
56,643.00		891,313.00	4,511.52	31,426.80	3,561,215.99	Lake
171,624.89	256,403.75	2,318,243.00	13,400.64	93,440.40	6,232,995.52	Lee
35,105.72		1,238,720.00	11,050.56	45,572.10	4,082,120.52	Leon
24,980.49		156,082.00	544.32	4,980.00	1,675,338.16	Levy
		42,439.00	217.44	148.80	1,113,789.02	Liberty
18,568.48		134,609.00	686.88	379.20	1,338,403.54	Madison
64,336.53		1,551,479.00	7,503.84	48,630.00	4,159,220.10	Manatee
49,807.57		1,173,103.00	6,586.56	29,446.20	4,593,401.82	Marion
75,585.80		742,403.00	4,026.24	16,829.70	2,427,368.28	Martin
137,837.07		649,831.00	1,530.72	60,548.40	3,503,778.31	Monroe
36,791.15		314,070.00	851.04	5,244.00	1,726,178.65	Nassau
53,219.44		1,038,939.00	3,684.96	43,351.20	3,606,695.43	Okaloosa
		217,821.00	789.12	3,952.80	1,539,063.40	Okeechobee
108,313.34		5,306,691.00	36,312.48	165,191.40	13,386,820.67	Orange
43,251.05		475,951.00	1,836.00	14,110.50	2,671,673.12	Osceola
150,000.00		5,238,464.00	31,681.44	264,680.70	13,868,746.70	Palm Beach
93,901.73		1,876,252.00	5,352.48	41,772.00	4,412,771.04	Pasco
97,105.00		5,870,016.00	45,957.60	263,510.10	14,105,116.23	Pinellas
135,405.41		3,315,492.00	14,996.16	103,509.60	9,190,420.17	Polk
28,287.88		486,026.00	1,375.20	11,398.20	2,058,606.59	Putnam
42,192.92		514,501.00	1,745.28	21,141.30	2,319,655.04	St. Johns
67,744.56		832,531.00	2,796.48	22,676.40	3,080,895.82	St. Lucie
50,324.86	9,671,991.70	486,714.00	1,486.08	1,694.40	12,135,135.19	Santa Rosa
103,583.70		2,211,137.00	14,274.72	87,015.30	5,295,531.10	Sarasota
29,522.59		1,501,341.00	9,639.36	41,968.80	3,601,511.02	Seminole
9,592.69		203,487.00	616.32	4,046.40	1,498,114.10	Sumter
21,004.95		199,464.00	937.44	528.00	1,508,244.44	Suwannee
6,661.03		150,102.00	404.64	4,029.60	1,584,833.18	Taylor
16,438.45		56,869.00	264.96	1,024.80	769,682.30	Union
173,030.99		2,146,723.00	14,803.20	151,943.40	6,839,945.89	Volusia
22,881.77		105,998.00	213.12	1,896.00	1,149,224.03	Wakulla
20,785.62		182,376.00	564.48	3,873.60	1,732,022.18	Walton
16,356.77		132,202.00	498.24	340.80	1,194,202.72	Washington
\$ 3,087,000.00	\$ 12,018,372.35	\$ 92,076,996.00	\$ 517,137.12	\$ 3,395,853.00	\$ 296,388,723.09	

STATEMENT OF DIRECT ASSISTANCE*
July 1, 1980 - June 30, 1981

DISTRICTS	Aid to Families with Dependent Children		Old Age Assistance		Aid to the Blind		Aid to the Disabled		Total Direct Assistance
	Average Cases Per Month	Direct Assistance	Average Cases Per Month	Direct Assistance	Average Cases Per Month	Direct Assistance	Average Cases Per Month	Direct Assistance	
DISTRICT 1									
Escambia	4,153	\$ 8,185,120	2,034	\$ 2,631,060	83	\$ 168,520	2,429	\$ 4,709,982	\$ 15,694,682
Okaloosa	928	1,735,547	596	750,351	24	54,364	690	1,242,170	3,782,432
Santa Rosa	565	1,043,435	414	562,313	19	40,861	499	905,383	2,551,992
Walton	333	640,902	381	477,480	12	29,121	347	640,337	1,787,840
TOTAL	5,979	\$ 11,605,004	3,425	\$ 4,421,204	138	\$ 292,866	3,965	\$ 7,497,872	\$ 23,816,946
DISTRICT 2									
Bay	990	\$ 1,960,933	829	\$ 972,402	24	\$ 42,288	866	\$ 1,568,434	\$ 4,544,057
Calhoun	183	342,947	243	295,983	14	33,459	246	465,376	1,137,765
Franklin	190	336,948	189	208,311	6	11,526	152	260,238	817,023
Gadsden	1,265	2,492,616	1,085	977,971	35	72,243	1,030	1,759,544	5,302,374
Gulf	256	474,450	136	172,323	4	8,915	157	297,829	953,517
Holmes	177	325,617	488	599,534	14	31,795	340	640,732	1,597,678
Jackson	562	1,051,585	1,128	1,565,479	30	62,738	991	1,732,016	4,411,818
Jefferson	200	347,598	323	462,401	6	9,514	239	485,759	1,305,272
Leon	1,724	3,383,036	908	1,141,701	75	160,791	1,045	1,980,567	6,666,095
Liberty	77	138,871	90	89,355	6	12,226	128	170,121	410,573
Madison	375	713,358	477	641,272	17	29,569	363	758,879	2,143,078
Taylor	291	534,339	273	303,466	10	15,676	250	466,747	1,320,228
Wakulla	195	363,418	141	148,560	5	12,079	111	199,496	723,553
Washington	232	411,406	405	551,655	11	23,991	406	777,223	1,764,275
TOTAL	6,717	\$ 12,877,122	6,715	\$ 8,130,413	257	\$ 526,810	6,324	\$ 11,562,961	\$ 33,097,306
DISTRICT 3									
Alachua	1,937	\$ 3,746,192	1,071	\$ 1,399,609	72	\$ 135,917	1,712	\$ 3,233,201	\$ 8,514,919
Bradford	316	597,579	235	334,172	13	23,945	258	494,860	1,450,556
Citrus	478	872,192	231	241,935	5	8,878	293	523,136	1,646,141
Columbia	526	953,701	495	660,223	18	44,772	518	979,089	2,637,785
Dixie	140	253,631	118	147,580	3	8,568	102	183,598	593,377
Gilchrist	33	59,616	66	96,733	5	10,866	55	105,125	272,340
Hamilton	216	400,617	219	279,665	9	14,521	177	335,051	1,029,854
Hernando	393	754,222	202	225,886	9	18,594	323	587,063	1,585,765
Lafayette	28	46,666	62	68,192	1	1,259	43	61,498	177,615
Lake	848	1,634,020	699	696,621	25	43,644	701	1,208,788	3,583,073
Levy	262	460,298	261	314,787	5	11,098	239	430,982	1,217,165
Marion	1,777	3,403,705	1,004	1,179,515	57	120,929	1,289	2,450,689	7,154,838
Putnam	1,140	2,210,100	557	623,613	31	55,542	617	1,157,169	4,046,424
Sumter	437	848,959	282	340,228	13	24,480	292	552,429	1,766,096
Suwannee	189	326,014	437	560,558	16	34,381	329	563,006	1,483,959
Union	90	163,236	118	195,971	4	7,244	107	202,778	569,229
TOTAL	8,810	\$ 16,730,748	6,057	\$ 7,365,288	286	\$ 564,638	7,055	\$ 13,068,462	\$ 37,729,136
DISTRICT 4									
Baker	188	\$ 359,796	153	\$ 147,051	8	\$ 13,709	122	\$ 208,830	\$ 729,386
Clay	400	750,870	227	269,884	8	19,803	219	429,446	1,470,003
Duval	10,336	20,653,680	4,596	5,518,255	235	478,041	5,996	11,720,915	38,370,891
Flagler	163	322,058	46	50,046	3	7,296	75	116,701	496,101
Nassau	427	774,323	245	298,695	8	14,130	300	514,645	1,601,793
St. Johns	694	1,305,408	378	412,015	35	64,098	400	687,456	2,468,977
Volusia	2,355	4,602,406	1,402	1,550,769	86	164,752	1,963	3,585,980	9,903,907
TOTAL	14,563	\$ 28,768,541	7,047	\$ 8,246,715	383	\$ 761,829	9,075	\$ 17,263,973	\$ 55,041,058

*Information was furnished by the Department of Health and Rehabilitative Services.

STATEMENT OF DIRECT ASSISTANCE* (Continued)
July 1, 1980 - June 30, 1981

DISTRICTS	Aid to Families with Dependent Children		Old Age Assistance		Aid to the Blind		Aid to the Disabled		Total Direct Assistance
	Average Cases Per Month	Direct Assistance	Average Cases Per Month	Direct Assistance	Average Cases Per Month	Direct Assistance	Average Cases Per Month	Direct Assistance	
DISTRICT 5									
Pasco	1,287	\$ 2,482,612	586	\$ 598,132	24	\$ 47,107	969	\$ 1,811,106	\$ 4,938,957
Pinellas	5,008	9,718,542	2,488	2,620,418	126	228,513	3,286	5,779,024	18,346,497
TOTAL	6,295	\$ 12,201,154	3,074	\$ 3,218,550	150	\$ 275,620	4,255	\$ 7,590,130	\$ 23,285,454
DISTRICT 6									
Hillsborough	8,614	\$ 17,374,615	4,992	\$ 6,318,474	193	\$ 389,999	6,173	\$ 11,785,724	\$ 35,868,812
Manatee	1,084	2,079,452	595	636,000	25	54,107	766	1,443,692	4,213,251
TOTAL	9,698	\$ 19,454,067	5,587	\$ 6,954,474	218	\$ 444,106	6,939	\$ 13,229,416	\$ 40,082,063
DISTRICT 7									
Brevard	2,336	\$ 4,542,464	790	\$ 947,417	29	\$ 48,030	1,298	\$ 2,358,004	\$ 7,895,915
Orange	6,119	12,160,864	2,320	2,799,640	124	239,274	3,470	6,636,554	21,836,332
Osceola	526	1,013,993	197	205,549	12	19,717	245	413,655	1,652,914
Seminole	1,519	2,918,760	785	884,534	34	76,190	965	1,816,173	5,695,657
TOTAL	10,500	\$ 20,636,081	4,092	\$ 4,837,140	199	\$ 383,211	5,978	\$ 11,224,386	\$ 37,080,818
DISTRICT 8									
Charlotte	233	\$ 433,784	111	\$ 125,633	8	\$ 11,733	126	\$ 202,617	\$ 773,767
Collier	580	1,151,812	294	382,169	18	35,094	477	917,853	2,486,928
DeSoto	215	419,151	138	155,811	4	5,771	190	340,079	920,812
Glades	80	155,227	34	45,962	1	2,856	26	45,539	249,584
Hardee	297	596,719	193	211,448	3	8,515	256	444,472	1,261,154
Hendry	336	688,895	154	225,804	6	12,159	172	346,795	1,273,653
Highlands	517	991,196	320	323,734	12	22,373	391	664,074	2,001,377
Lee	1,381	2,753,986	618	668,853	31	56,658	1,132	1,982,169	5,461,666
Polk	2,594	5,095,122	2,053	2,268,870	81	147,237	2,453	4,420,974	11,932,203
Sarasota	755	1,436,178	501	554,522	31	68,578	738	1,277,329	3,336,607
TOTAL	6,988	\$ 13,722,070	4,416	\$ 4,962,806	195	\$ 370,974	5,961	\$ 10,641,901	\$ 29,697,751
DISTRICT 9									
Indian River	538	\$ 998,608	204	\$ 230,840	11	\$ 20,335	362	\$ 684,197	\$ 1,933,980
Martin	401	795,184	180	200,359	11	21,899	225	412,572	1,430,014
Okeechobee	255	485,007	130	159,032	9	16,735	196	361,278	1,022,052
Palm Beach	3,710	7,330,539	2,503	3,362,572	127	261,201	2,709	5,050,895	16,005,207
St. Lucie	1,548	3,180,038	477	561,692	26	54,935	732	1,382,789	5,179,454
TOTAL	6,452	\$ 12,789,376	3,494	\$ 4,514,495	184	\$ 375,105	4,224	\$ 7,891,731	\$ 25,570,707
DISTRICT 10									
Broward	5,236	\$ 10,398,829	2,907	\$ 3,836,561	151	\$ 322,234	4,312	\$ 8,355,169	\$ 22,912,793
TOTAL	5,236	\$ 10,398,829	2,907	\$ 3,836,561	151	\$ 322,234	4,312	\$ 8,355,169	\$ 22,912,793
DISTRICT 11									
Dade	14,501	\$ 30,811,823	37,529	\$ 77,329,703	499	\$ 1,062,284	25,031	\$ 54,206,305	\$ 163,410,115
Monroe	360	696,890	374	589,829	12	23,592	410	845,164	2,155,475
TOTAL	14,861	\$ 31,508,713	37,903	\$ 77,919,532	511	\$ 1,085,876	25,441	\$ 55,051,469	\$ 165,565,590
STATE TOTALS	96,099	\$ 190,691,705	84,717	\$ 134,407,178	2,672	\$ 5,403,269	83,529	\$ 163,377,470	\$ 493,879,622

DISTRIBUTION OF PARI-MUTUEL WAGERING FUNDS TO COUNTIES

COUNTY	Board of County Commissioners	School Board	Hospitals	Other	Total
Alachua	\$ 446,500.00	\$	\$	\$	\$ 446,500.00
Baker	156,000.00	255,500.00	25,000.00	10,000.00	446,500.00
Bay	446,500.00				446,500.00
Bradford	223,250.00	223,250.00			446,500.00
Brevard	446,500.00				446,500.00
Broward		446,500.00			446,500.00
Calhoun	230,750.00	215,750.00			446,500.00
Charlotte	297,666.68	148,833.32			446,500.00
Citrus	223,250.00	223,250.00			446,500.00
Clay	223,250.00	223,250.00			446,500.00
Collier	446,500.00				446,500.00
Columbia	223,250.00	223,250.00			446,500.00
Dade	446,500.00				446,500.00
DeSoto	314,333.34	132,166.66			446,500.00
Dixie	223,250.00	223,250.00			446,500.00
Duval		446,500.00			446,500.00
Escambia	100,000.00	346,500.00			446,500.00
Flagler	223,250.00	223,250.00			446,500.00
Franklin	140,500.00	306,000.00			446,500.00
Gadsden	223,250.00	223,250.00			446,500.00
Gilchrist	192,872.50	215,872.50		37,755.00	446,500.00
Glades	223,250.00	223,250.00			446,500.00
Gulf	216,500.00	230,000.00			446,500.00
Hamilton	223,250.00	223,250.00			446,500.00
Hardee	446,500.00				446,500.00
Hendry	218,025.00	143,300.00	85,175.00		446,500.00
Hernando	201,250.00	209,750.00	35,500.00		446,500.00
Highlands	223,250.00	223,250.00			446,500.00
Hillsborough	446,500.00				446,500.00
Holmes	212,250.00	209,250.00	25,000.00		446,500.00
Indian River	446,500.00				446,500.00
Jackson	57,000.00	371,500.00	18,000.00		446,500.00
Jefferson	223,250.00	223,250.00			446,500.00
Lafayette	220,150.00	210,150.00		16,200.00	446,500.00
Lake	297,666.68	148,833.32			446,500.00
Lee	223,250.00	223,250.00			446,500.00
Leon	446,500.00				446,500.00
Levy		446,500.00			446,500.00
Liberty	198,250.00	248,250.00			446,500.00
Madison	217,000.00	217,000.00	12,500.00		446,500.00
Manatee	446,500.00				446,500.00
Marion	446,500.00				446,500.00
Martin	223,250.00	223,250.00			446,500.00
Monroe	223,250.00	223,250.00			446,500.00
Nassau	208,250.00	208,250.00		30,000.00	446,500.00
Okaloosa	446,500.00				446,500.00
Okeechobee	223,250.00	223,250.00			446,500.00
Orange	446,500.00				446,500.00
Osceola	223,250.00	223,250.00			446,500.00
Palm Beach	446,500.00				446,500.00
Pasco	223,250.00	223,250.00			446,500.00
Pinellas	223,250.00	223,250.00			446,500.00
Polk	446,500.00				446,500.00
Putnam	446,500.00				446,500.00
St. Johns	239,750.00	206,750.00			446,500.00
St. Lucie	200,925.00	223,250.00		22,325.00	446,500.00
Santa Rosa	223,250.00	223,250.00			446,500.00
Sarasota		446,500.00			446,500.00
Seminole		386,500.00		60,000.00	446,500.00
Sumter	223,250.00	223,250.00			446,500.00
Suwannee	233,250.00	213,250.00			446,500.00
Taylor	223,250.00	223,250.00			446,500.00
Union	200,925.00	245,575.00			446,500.00
Volusia	132,500.00	314,000.00			446,500.00
Wakulla	446,500.00				446,500.00
Walton	218,500.00	212,500.00	15,000.00	500.00	446,500.00
Washington	207,850.00	223,250.00	12,000.00	3,400.00	446,500.00
TOTAL	\$ 17,190,914.20	\$ 12,316,230.80	\$ 228,175.00	\$ 180,180.00	\$ 29,915,500.00

DISTRIBUTIONS TO MUNICIPALITIES*

MUNICIPALITY	Municipal Financial Assistance Trust Fund	Revenue Sharing Trust Fund	Beverage Licenses	Mobile Home Licenses	Municipal Firefighter's Pension Fund	Municipal Police Officers' Retirement	Total
Alachua	\$ 10,137.73	\$ 90,290.00	\$ 2,945.00	\$ 2,394.45	\$	\$	\$ 105,767.18
Alford	2,250.73	28,952.00	212.80	209.75			31,625.28
Altamonte Springs	101,055.87	596,651.00	16,976.50				714,683.37
Altha	2,377.75	26,756.00	68.40	313.00			29,515.15
Anna Maria	11,775.92	32,931.00	2,196.40				46,903.32
Apalachicola	18,316.88	125,784.00	1,421.20	562.87			146,084.95
Apopka	38,751.35	204,658.00	5,001.75	27,696.57	12,853.54	24,566.54	313,526.75
Arcadia	56,139.57	195,262.00	2,865.20	2,763.24	8,039.26	12,041.21	277,110.48
Archer	3,718.95	45,583.00	471.20	1,341.53			51,114.68
Astatula	3,227.35	22,750.00	114.00	366.00			26,457.35
Atlantic Beach	23,147.16	262,986.00	7,478.40	6,239.74	4,188.42	10,536.92	314,576.64
Atlantis	5,321.75	26,308.00	817.00				32,446.75
Auburndale	45,290.63	215,212.00	5,411.20	2,519.97	10,715.36	22,752.57	301,901.73
Avon Park	52,565.94	259,401.00	2,217.30	1,445.37	7,633.91	11,664.25	334,927.77
Baldwin	4,895.12	67,609.00	1,689.10	319.50			74,512.72
Bal Harbor Village	6,294.11	59,207.00	8,166.20			4,373.55	78,040.86
Bartow	101,621.66	526,190.00	7,644.65	1,986.50	17,026.51	26,376.91	680,846.23
Bascom	534.46	7,975.00		155.75			8,665.21
Bay Harbor Islands	11,402.03	121,250.00	2,733.15			4,494.14	139,879.32
Bay Lake			6,007.80				6,007.80
Bell	1,402.83	21,088.00	60.80	155.37			22,707.00
Belleaire	13,152.89	83,671.00	1,083.00			9,630.75	107,537.64
Belleaire Beach	6,561.09	37,668.00					44,229.09
Belleaire Bluffs	10,665.35	79,638.00	1,726.15			6,570.86	98,600.36
Belleaire Shores	334.48	1,691.00					2,025.48
Belle Glade	72,289.02	792,846.00	13,105.25	8,179.98		43,386.08	929,806.33
Belle Isle	19,245.13	85,529.00	159.60	1,117.25			106,050.98
Bellevue	13,128.95	57,775.00	1,413.60	1,243.87			73,561.42
Beverly Beach	880.24	4,223.00	477.60	2,264.75			7,845.59
Biscayne Park	6,398.35	82,177.00					88,575.35
Blountstown	11,839.14	105,934.00	288.80	534.50		4,411.39	123,007.83
Boca Raton	211,741.53	1,401,143.00	43,636.35	4,881.74			1,661,402.62
Bonifay	18,510.19	90,767.00	285.00	871.61			110,433.80
Bowling Green	13,297.83	68,815.00	53.20	339.75			82,505.78
Boynton Beach	154,817.36	1,242,278.00	20,722.35	8,630.36	52,368.81	62,696.78	1,541,513.66
Bradenton	233,021.28	974,553.00	13,271.50	15,064.98	60,411.30	113,723.76	1,410,045.82
Bradenton Beach	19,835.95	69,075.00	4,104.00	2,324.62			95,339.57
Branford	3,445.89	20,042.00	68.40	801.08			24,357.37
Briny Breezes	2,626.23	30,190.00		7,118.87			39,935.10
Bristol	9,403.13	18,989.00	45.60	45.00			28,482.73
Bronson	5,865.67	35,702.00	551.00	263.00			42,381.67
Brooker	-2,497.05	19,159.00	30.40	234.62			21,921.07
Brooksville	118,521.53	195,822.00	1,691.00	24,189.84	10,712.93	29,534.01	380,471.31
Bunnell	17,106.32	71,458.00	919.60	773.99	1,094.77		91,352.68
Bushnell	6,652.39	36,546.00	570.00	3,121.43			46,889.82
Callahan	5,849.32	26,872.00	22.80	2,584.12			35,328.24
Callaway	22,682.23	251,095.00	881.60	2,968.11	8,349.38	5,111.83	291,088.15
Campbellton	1,157.26	9,966.00	15.20	65.00			11,203.46
Cape Canaveral	22,615.42	170,237.00	4,012.80	8,508.05			205,373.27
Cape Coral	269,583.82	828,021.00	15,191.45	126.25			1,112,922.52
Carrabelle	7,828.83	43,676.00	547.20	480.75			52,532.78
Caryville	4,002.58	54,282.00	152.00	263.62			58,700.20
Casselberry	80,328.03	563,683.00	8,386.60	12,028.61			664,426.24
Cedar Grove	3,521.45	45,356.00	121.60	475.50			49,474.55
Cedar Key	6,421.78	35,852.00	1,425.00	66.00			43,764.78
Center Hill	7,495.35	27,551.00	79.80	306.62			35,432.77
Century	3,080.58	53,674.00	1,941.80				58,696.38
Chattahoochee	12,586.48	145,717.00	789.44	1,284.99	1,131.52		161,509.43
Chiefland	13,962.40	71,086.00	1,208.40	828.24			87,085.04
Chipley	17,129.12	112,048.00	121.60	1,482.50			130,781.22
Cinco Bayou	1,395.36	21,997.00	1,010.80	40.25			24,443.41
Clearwater	297,708.91	2,553,274.00	83,090.80	85,322.61	172,103.80	226,875.32	3,418,375.44
Clermont	29,948.51	182,669.00	3,817.10	7,248.91	3,368.94	9,634.46	236,686.92
Clewiston	39,505.83	167,361.00	2,295.20	10,895.80			220,057.83
Cloud Lake	544.88	4,351.00	665.00				5,560.88
Cocoa	66,499.70	631,148.00	13,433.95	13,900.38	23,079.90	35,594.93	783,656.86

*Source: Departments making the Distributions

DISTRIBUTIONS TO MUNICIPALITIES (Continued)

MUNICIPALITY	Municipal Financial Assistance Trust Fund	Revenue Sharing Trust Fund	Beverage Licenses	Mobile Home Licenses	Municipal Firemen's Pension Fund	Municipal Police Officers' Retirement	Total
Cocoa Beach	\$ 49,295.33	\$ 327,760.00	\$ 23,037.50	\$	\$ 18,053.64	\$ 18,005.76	\$ 436,152.23
Coconut Creek	15,339.24	164,597.00		130.50	3,632.35	6,039.94	189,739.03
Coleman	11,979.59	71,480.00	501.60	127.87			84,089.06
Cooper City	20,720.19	229,359.00	2,128.00		2,816.28	4,958.19	259,981.66
Coral Gables	102,952.44	1,266,417.00	19,926.25		115,560.13	120,902.36	1,625,758.18
Coral Springs	78,771.18	870,981.00	8,465.45			45,986.32	1,004,203.95
Cottdonale	4,320.09	37,941.00	136.80	551.62			42,949.51
Crescent City	17,173.22	59,186.00	776.62	2,308.12	2,029.08	3,842.29	85,315.33
Crestview	32,089.71	397,083.00	2,508.00	634.74	7,035.87	11,752.95	451,104.27
Cross City	18,735.66	139,154.00	991.80	331.00			159,212.46
Crystal River	69,777.85	95,471.00	1,470.60	1,344.61			168,064.06
Dade City	91,525.30	135,235.00	3,585.30	1,977.24	9,817.08	22,994.30	265,134.22
Metropolitan Dade County	1,699,479.21	13,738,060.00	302,252.47				15,739,791.68
Dania	33,590.56	382,657.00	20,738.50	13,039.24	20,036.28	22,977.29	493,038.87
Davenport	9,702.12	43,551.00	676.40		991.62		54,921.14
Davie	49,605.79	541,592.00	9,656.75	8,331.99		29,352.41	638,538.94
Daytona Beach	260,484.19	1,699,900.00	99,857.35	35,706.67	76,085.89	86,659.05	2,258,693.15
Daytona Beach Shores	6,734.13	91,781.00	17,899.90				116,415.03
Deerfield Beach	110,575.58	1,354,140.00	21,410.15	13,089.31	47,035.61	53,791.53	1,600,042.18
DeFuniak Springs	31,642.97	198,565.00	1,816.40	866.74			232,891.11
DeLand	68,689.98	502,577.00	13,501.40	8,028.86	22,581.86	35,404.52	650,783.62
Delray Beach	151,990.02	1,127,780.00	23,079.30		67,771.05	86,048.49	1,456,668.86
Dundee	17,109.72	79,170.00	2,720.80	5,304.37			104,304.89
Dunedin	105,596.17	982,784.00	13,293.35	40,219.62	32,456.37	37,156.92	1,211,506.43
Dunnellon	11,777.44	53,800.00	1,322.40	3,462.09			70,361.93
Eagle Lake	12,137.70	71,880.00	681.15	28.00			84,726.85
Eatonville	13,220.17	98,320.00	1,649.20			1,097.24	114,286.61
Ebro	847.32	4,447.00	68.40	176.00			5,538.72
Edgewater	28,129.75	186,142.00	2,696.10	10,164.62		6,281.75	233,414.22
Edgewood	5,778.04	63,799.00	2,082.40				71,659.44
El Portal	5,169.03	71,223.00	1,045.00				77,437.03
Eustis	44,647.50	272,545.00	5,498.60	8,615.50	10,955.07	14,942.83	357,204.50
Esto	2,298.10	12,727.00	60.80				15,085.90
Everglades City	8,720.19	18,845.00	824.60	425.49			28,815.28
Fanning Springs (Levy)	344.25			9.75			354.00
Fanning Springs (Gilchrist)	908.20	9,174.00	1,185.60	91.25			11,359.05
Fellsmere	8,833.05	46,411.00	533.90	233.00			56,010.95
Fernandina Beach	55,235.31	183,172.00	2,367.40	936.00	13,591.10	12,497.54	267,799.35
Flagler Beach	18,788.58	44,786.00	1,698.60	795.12	1,529.14		67,597.44
Florida City	11,552.98	175,664.00	4,052.70	1,280.62		3,456.20	196,006.50
Fort Lauderdale	427,652.42	4,917,076.00	200,982.47	46,487.02			5,592,197.91
Fort Meade	34,454.75	199,122.00	3,745.85	5,370.37	10,588.37	6,292.93	259,574.27
Fort Myers	337,014.18	1,231,652.00	32,037.80	10,576.02		155,847.41	1,767,127.41
Fort Pierce	206,151.13	1,191,507.00	18,277.05	15,477.32	54,923.91	65,821.11	1,552,157.52
Fort Walton Beach	83,265.05	770,927.00	17,008.80	3,331.74	23,493.11	53,850.26	951,875.96
Fort White	2,740.23	32,909.00	212.80	963.99			36,826.02
Freeport	3,551.26	15,656.00	315.40	628.12			20,150.78
Frostproof	22,104.14	98,600.00	1,539.00	891.00			123,134.14
Fruitland Park	11,290.11	75,453.00	1,158.05	101.25	786.53	1,870.54	90,659.48
Gainesville	264,232.35	2,874,692.00	52,488.45	25,157.02	87,870.81	125,450.82	3,429,891.45
Glen Ridge	288.79						288.79
Glen St. Mary	3,673.91	26,221.00	91.20	794.75			30,780.86
Golden Beach	2,074.08	19,193.00					21,267.08
Golf	659.83	3,046.00	205.20				3,911.03
Golfview	944.87	6,166.00					7,110.87
Graceville	13,808.56	109,588.00	508.72	690.50			124,595.78
Grand Ridge	2,765.61	46,341.00	106.40	695.00			49,908.01
Greenacres City	25,671.84	216,187.00	3,860.80	10,933.37			256,653.01
Green Cove Springs	35,766.70	112,292.00	1,897.62	2,186.37			152,142.69
Greensboro	2,493.88	31,182.00	45.60	307.74			34,029.22
Greenville	6,031.87	63,970.00	57.00	573.62			70,632.49
Greenwood	2932.31	28,688.00	60.80	286.00			31,967.11
Gretna	8,996.34	364,010.00	389.50	272.75			373,668.59
Groveland	11,616.15	78,121.00	410.40	716.24			90,863.79

DISTRIBUTIONS TO MUNICIPALITIES (Continued)

MUNICIPALITY	Municipal Financial Assistance Trust Fund	Revenue Sharing Trust Fund	Beverage Licenses	Mobile Home Licenses	Municipal Firemen's Pension Fund	Municipal Police Officers' Retirement	Total
Gulf Breeze	\$ 44,819.19	\$ 158,081.00	\$ 60.80	\$ 454.11	\$	\$	\$ 203,415.10
Gulfport	44,829.83	480,404.00	3,504.55	3,504.62	4,440.30	9,002.00	545,685.30
Gulf Stream	2,238.84	10,380.00	456.00				13,074.84
Hacienda Village	521.52	10,613.00	2,299.00	891.49			14,325.01
Haines City	72,448.02	383,600.00	6,057.20	5,813.37	10,333.15	17,178.38	495,430.12
Hallandale	98,334.14	1,108,611.00	29,236.25	18,312.88	107,148.21	127,812.58	1,489,455.06
Hampton	2,983.64	27,012.00	45.60	256.50			30,297.74
Hastings	5,743.03	18,373.00	258.40	266.00			24,640.43
Havana	9,318.56	105,551.00	989.42	1,421.24	2,342.84		119,623.06
Haverhill	4,427.29	33,209.00	53.20				37,689.49
Hawthorne	4,387.89	53,231.00	296.40				57,915.29
Hialeah	302,635.11	4,481,394.00	58,040.25	13,927.86	131,538.64	209,008.09	5,196,543.95
Hialeah Gardens	5,104.32	51,420.00	1,820.20	8,436.24		1,330.73	68,111.49
Highland Beach	11,498.64	60,586.00	5,985.00				78,069.64
Highland Park	1,191.63	4,059.00					5,250.63
High Springs	9,653.79	105,626.00	839.80	1,470.61			117,590.20
Hillcrest Heights	1,250.46	4,770.00					6,020.46
Hilliard	10,346.21	49,319.00	174.80	1,623.45			61,463.46
Hillsboro Beach	4,861.63	37,780.00	1,330.00				43,971.63
Holly Hill	45,018.41	299,851.00	9,153.25	8,424.07	7,572.33	17,692.00	387,711.06
Hollywood	330,193.45	3,953,135.00	75,114.60	25,451.11	179,075.94	223,393.62	4,786,363.72
Holmes Beach	36,394.55	107,941.00	2,580.20			8,676.40	155,592.15
Homestead	51,629.01	839,931.00	12,914.30	11,842.49	26,466.02	47,673.50	990,456.32
Horseshoe Beach	2,155.57	8,974.00	167.20	89.25			11,386.02
Howey-in-the-Hills	3,473.08	15,217.00	922.45				20,515.69
Hypoluxo			288.80	4,295.36		903.16	4,584.16
Indianlantic	11,668.11	74,388.00	2,800.60		4,316.09	8,638.79	101,811.59
Indian Creek Village	219.27	1,903.00	152.00				2,274.27
Indian Harbor Beach	27,195.25	208,200.00	4,214.20			7,672.66	247,282.11
Indian Rocks Beach (City)	13,512.38	89,999.00	5,316.20	642.50			109,470.08
Indian River Shores	11,953.69	25,509.00	364.80				37,827.49
Indian Shores	6,101.63	35,020.00	5,673.40				46,795.03
Inglis	5,574.33	25,374.00	809.40	436.75			32,194.48
Interlachen	7,761.80	23,860.00	511.10	2,303.12			34,436.02
Inverness	75,922.31	119,126.00	1,634.00	2,710.36			199,392.67
Islandia	17.98	161.00					178.98
Jacksonville (Consolidated)	1,328,989.64	14,276,320.00	257,026.30	260,442.45	449,045.73	654,970.67	17,226,794.79
Jacksonville Beach	43,217.58	451,141.00	22,501.70	5,064.49	18,080.08	25,453.33	565,458.18
Jasper	12,398.89	113,603.00	395.20	795.74			127,192.83
Jay			364.80	395.62			760.42
Jennings	3,579.44	31,687.00	133.00	188.50			35,587.94
Juno Beach	5,304.43	27,123.00	2,223.95	2,381.92			37,033.30
Jupiter	36,965.76	241,447.00	11,393.35	6,443.73		22,256.18	318,506.02
Jupiter Inlet Colony	1,919.63	10,039.00					11,958.03
Jupiter Island	5,561.01	7,705.00	1,014.12				14,280.13
Kenneth City	15,286.75	148,937.00	1,908.55				166,132.30
Key Colony Beach	9,773.92	27,378.00	1,653.00				38,804.92
Keystone Heights	10,547.77	26,696.00	435.10	874.12			38,552.99
Key West	223,773.05	968,352.00	42,608.45	3,201.99	33,825.12	46,510.56	1,318,271.17
Kissimmee	98,347.29	421,065.00	6,460.47	12,041.36	25,172.95	34,913.03	598,000.10
Labelle	18,792.27	75,926.00	991.80	3,289.36			98,999.43
Lacrosse	1,176.97	25,843.00	106.40	354.75			27,481.12
Lady Lake	5,941.69	35,970.00	703.00	1,048.75			43,663.44
Lake Alfred	25,031.85	116,349.00	3,226.20	735.62		4,922.50	150,265.17
Lake Buena Vista			8,546.20				8,546.20
Lake Butler	18,284.77	77,143.00	794.20	816.12			97,038.09
Lake City	64,502.85	350,067.00	4,636.00	4,023.24	19,934.12	21,711.70	464,874.91
Lake Clarke Shores	11,477.69	74,089.00					85,566.69
Lake Hamilton	9,643.29	42,620.00	478.80				52,742.09
Lake Helen	9,601.44	76,402.00	372.40	2,345.12			88,720.96
Lakeland	343,837.86	1,666,228.00	30,910.15	17,949.87	90,749.28	141,433.70	2,291,108.86
Lake Mary	12,684.51	62,033.00	410.40	2,526.87	911.54	2,708.16	81,274.48
Lake Park	36,446.56	277,929.00	5,787.40		10,289.69	25,668.13	356,120.78

DISTRIBUTIONS TO MUNICIPALITIES (Continued)

MUNICIPALITY	Municipal Financial Assistance Trust Fund	Revenue Sharing Trust Fund	Beverage Licenses	Mobile Home Licenses	Municipal Firemen's Pension Fund	Municipal Police Officers' Retirement	Total
Lake Placid	\$ 6,014.76	\$ 53,574.00	\$ 304.00	\$ 606.50	\$	\$	\$ 60,499.26
Lake Wales	67,512.44	348,867.00	4,257.90	1,197.99	32,993.86	59,316.77	514,145.96
Lake Worth	121,925.04	1,075,975.00	17,913.20	10,361.92			1,226,175.16
Lantana	33,667.09	264,160.00	8,209.90	4,632.61			310,669.60
Largo	211,009.70	2,129,963.00	16,507.20	254,788.55	70,102.02	103,430.17	2,785,800.64
Lauderdale Lakes	67,568.36	823,210.00	6,979.65	4,054.99			901,813.00
Lauderdasle by the Sea	8,324.33	74,284.00	5,350.40				87,958.73
Lauderhill	100,131.54	1,167,743.00	14,074.25		26,264.60		1,308,213.39
Laurel Hill	2,051.42	51,439.00	288.80	258.00			54,037.22
Lawtey	4,437.08	28,544.00	136.80	488.12			33,606.00
Layton	2,657.54	9,156.00	323.00	144.00			12,280.54
Lazy Lake	152.19	3,320.00					3,472.19
Lee	1,512.27	10,991.00	15.20	271.00			12,789.47
Leesburg	76,572.87	430,547.00	10,221.05	14,838.99		32,407.50	564,587.41
Lighthouse Point	33,478.64	351,919.00	10,371.15	1,301.99			397,070.78
Live Oak	45,038.12	302,529.00	418.00	2,893.73	7,567.12	11,840.99	370,286.96
Longboat Key (Manatee)	33,038.87			16.75			33,055.62
Longboat Key (Sarasota)	29,805.40	190,209.00	8,458.80	1,921.75			230,394.95
Longwood	38,375.98	233,864.00	2,158.40	2,366.37			276,764.75
Lynn Haven	18,586.01	193,701.00	1,071.60	1,836.74	2,876.78		218,072.13
Macclenny	28,464.59	141,083.00	1,071.60	826.50			171,445.69
Madeira Beach	17,405.20	174,090.00	10,219.15	1,391.86			203,106.21
Madison	20,627.53	127,417.00	193.80	1,126.75			149,365.08
Maitland	61,192.22	293,602.00	6,129.40		12,602.52	27,930.65	401,456.79
Malabar	4,681.58	29,519.00	399.00	419.50			35,019.08
Malone	3,466.87	38,304.00	182.40	249.25			42,202.52
Manalpan	1,438.85	6,622.00	665.00				8,725.85
Mangonia Park	6,965.35	42,096.00	1,514.30				50,575.65
Margate	87,424.57	1,087,919.00	14,253.80	45,951.59			1,235,548.96
Marianna	32,603.95	237,889.00	1,981.20	1,884.49	7,939.39	14,153.69	296,451.72
Marineland			228.00	47.75			275.75
Mary Esther	13,652.77	96,865.00	1,854.40	2,175.37			114,547.54
Mascotte	8,645.16	76,311.00	725.80	2,847.00			88,528.96
Mayo	6,452.11	45,890.00	68.40	268.74			52,679.25
McIntosh	3,622.49	13,903.00	22.80	171.25			17,719.54
Medley	1,279.67	11,068.00	3,454.20	2,409.37			18,211.24
Melbourne	181,287.42	1,700,460.00	32,668.60	50,022.65	60,254.98		2,024,693.65
Melbourne Beach	11,403.08	74,244.00	6,593.00				92,240.08
Melbourne Village	2,559.31	21,097.00	258.40				23,914.71
Mexico Beach	3,063.71	21,540.00	1,390.80	1,864.45			27,858.96
Miami	815,165.10	11,973,219.00	251,584.70	61,834.38	969,487.74	1,396,873.48	15,468,164.40
Miami Beach	217,511.80	2,890,682.00	78,843.35	449.79	126,121.63	150,656.40	3,464,264.97
Miami Shores Village	21,330.25	263,079.00	2,116.60			14,759.13	301,284.98
Miami Springs	29,781.10	381,710.00	14,485.60			43,189.64	469,166.34
Micanopy	2,659.62	39,733.00	1,090.60	528.62			44,011.84
Milton	57,035.16	251,503.00	456.00	1,751.37	10,438.77	23,713.44	344,897.74
Minneola	5,449.94	38,723.00	1,044.05	404.25			45,621.24
Miramar	81,076.67	1,049,616.00	7,938.20	11,075.12			1,149,705.99
Monticello	17,609.84	64,643.00	1,014.60	953.87	2,665.18	5,093.75	91,980.24
Montverde	2,206.80	12,768.00	38.00	174.75			15,187.55
Moore Haven	10,539.96	36,489.00	462.80	2,089.62			49,521.38
Mount Dora	35,216.66	224,412.00	4,790.85		6,955.44	10,089.16	281,464.11
Mulberry	19,515.39	97,224.00	2,211.60	1,002.25	53,864.14		119,953.24
Muson Island				21.75	2,820.13		21.75
Naples	264,365.65	490,725.00	12,211.77	1,488.74	53,864.14	104,766.92	927,422.22
Neptune Beach	14,276.93	134,896.00	3,606.20		2,820.13	6,620.16	162,219.42
Newberry	5,312.82	66,579.00	805.60	1,373.74			74,071.16
New Port Richey	185,858.76	290,251.00	10,605.80	12,243.50	19,771.51	54,379.09	573,109.66
New Smyrna Beach	80,748.27	503,121.00	16,620.25	5,983.25	47,417.46	69,486.30	723,376.53
Niceville	27,392.64	239,738.00	4,105.90	3,192.11	4,143.92	11,265.40	289,837.97
Noma	1,601.69	21,170.00		24.25			22,795.94
North Bay Village	11,455.96	130,573.00	6,410.60			6,005.89	154,445.45
North Lauderdale	45,227.62	600,792.00	1,827.80				647,847.42
North Miami	100,989.79	1,423,943.00	21,806.30	4,625.36	42,627.00	85,083.24	1,679,074.69
North Miami Beach	85,604.98	1,214,594.00	21,878.50		123,019.75	187,149.28	1,632,246.51
North Palm Beach	50,972.53	340,297.00	11,291.70				402,561.23

DISTRIBUTIONS TO MUNICIPALITIES (Continued)

MUNICIPALITY	Municipal Financial Assistance Trust Fund	Revenue Sharing Trust Fund	Beverage Licenses	Mobile Home Licenses	Municipal Firemen's Pension Fund	Municipal Police Officers' Retirement	Total
North Port	\$ 41,573.91	\$ 143,406.00	\$ 2,477.60	\$ 247.00	\$ 2,699.63	\$ 1,746.03	\$ 192,150.17
North Redington Beach	4,452.23	26,201.00	2,094.75				32,747.98
Oak Hill	4,052.20	33,059.00	448.40	2,130.11			39,689.71
Oakland	4,423.88	33,721.00	38.00				38,182.88
Oakland Park	64,040.76	732,031.00	34,446.05	6,530.12	27,659.97	19,471.23	884,179.13
Ocala	305,443.64	1,136,999.00	23,073.60	14,801.54	57,462.05	85,063.28	1,622,843.11
Ocean Breeze Park	15,963.57	70,556.00		4,192.37			90,711.94
Ocean Ridge	5,602.10	27,976.00	817.00				34,395.10
Ocoee	45,778.10	256,118.00	2,789.20	2,472.52			307,157.82
Okeechobee	75,618.32	176,013.00	1,455.40	1,179.74	5,402.44	15,287.67	274,956.57
Oldsmar	8,965.96	69,850.00	2,907.00	1,310.62			83,033.58
Opa Locka	32,552.53	437,061.00	7,841.30	3,454.36			480,909.19
Orange City	12,587.30	85,208.00	1,143.80	6,017.53			104,956.63
Orange Park	82,600.46	207,227.00	2,751.20	3,517.37			296,096.03
Orchid							
Orlando	879,416.23	4,639,085.00	95,285.00	51,352.48	303,707.65	464,202.81	6,433,049.17
Ormond Beach	98,904.38	602,010.00	23,188.55	13,978.40	17,554.73	46,435.94	802,072.00
Otter Creek	1,330.69	9,839.00	91.20	24.25			11,285.14
Oveido	13,474.65	82,009.00	708.70	3,747.37			99,939.72
Pahokee	25,152.15	241,535.00	3,767.70	3,618.99	2,193.07		276,266.91
Palatka	93,401.75	331,370.00	5,131.90	4,504.87	15,808.64	19,125.40	469,342.56
Palm Bay	60,717.81	400,626.00	8,282.10	13,644.61	16,202.71	20,406.65	519,879.88
Palm Beach	44,050.78	244,131.00	26,723.50				314,905.28
Palm Beach Gardens	55,311.63	372,052.00	9,208.35	14,571.54	8,435.93	18,943.02	478,522.47
Palm Beach Shores	5,806.78	32,308.00	2,139.40				40,254.18
Palmetto	67,568.24	310,081.00	4,864.00	25,023.61		20,937.90	428,474.75
Palm Springs	39,184.13	355,146.00	2,029.20				396,359.33
Palm Shores			212.80	404.50			617.30
Panama City	132,795.60	1,496,924.00	29,461.40	17,401.41	56,816.72	79,321.39	1,812,720.52
Panama City Beach	7,818.08	90,906.00	22,273.70	8,418.29	4,793.38	5,023.50	139,232.95
Parker	15,007.83	154,787.00	2,470.00	4,438.75			176,703.58
Parkland	823.70	6,205.00	15.20				7,043.90
Paxton	4,325.17	29,864.00	144.40				34,333.57
Pembroke Park	12,653.25	141,555.00	5,392.20	45,028.83			204,629.28
Pembroke Pines	85,671.92	1,060,667.00	6,691.80		29,213.78	47,154.03	1,229,398.53
Penney Farms	6,291.98	37,144.00		56.50			43,492.48
Pensacola	504,180.35	2,652,366.00	55,931.25	2,207.73	117,555.87		3,332,241.20
Perry	43,854.95	328,631.00	3,993.80	2,902.49			379,382.24
Pierson	3,523.93	22,119.00	182.40	300.75			26,126.08
Pinellas Park	116,376.85	1,201,191.00	15,214.25	69,483.87	39,805.39	44,501.72	1,486,573.08
Plant City	88,347.65	596,962.00	10,370.20	9,373.11	17,267.07	36,348.33	758,668.36
Plantation	118,971.52	1,287,221.00	23,215.15	13,854.60	89,105.75	80,603.55	1,612,971.57
Polk	2,861.42	15,070.00	235.60	1,261.87			19,428.89
Pomona Park	6,577.88	23,091.00	824.60	640.50			31,133.98
Pompano Beach	154,437.82	1,744,050.00	47,126.65	17,684.08	136,418.58	190,000.21	2,289,717.34
Ponce de Leon	3,447.16	19,277.00	83.60	145.37			22,953.13
Ponce Inlet	5,892.18	25,108.00	2,443.40				33,443.58
Port Orange	70,818.89	469,306.00	9,541.80	84,724.96		22,164.71	656,556.36
Port Richey	37,179.52	42,330.00	2,979.20	3,934.77			86,423.49
Port St. Joe	17,332.13	94,565.00	1,341.40				113,238.53
Port St. Lucie	52,112.73	203,657.00	1,349.00	11,759.74			268,878.47
Punta Gorda	167,604.61	204,872.00	5,857.22	4,866.32	12,419.63	25,512.39	421,132.17
Quincy	34,336.67	303,648.00	2,750.24	2,925.99	8,320.74	12,093.48	364,075.12
Raiford	2,553.72	14,722.00	68.40	310.00			17,654.12
Reddick	3315.89	12,527.00	45.60	695.75			16,584.24
Redington Beach	6,057.40	39,169.00	665.00				45,891.40
Redington Shores	10,004.04	70,336.00	2,006.40				82,346.44
Riviera Beach	122,866.26	934,673.00	23,776.60	24,696.76	32,032.50	32,041.89	1,170,087.01
Rockledge	44,649.23	393,541.00	6,026.80	1,601.36			445,818.39
Royal Palm Beach	17,766.34	105,442.00	1,204.60				124,412.94
Safety Harbor	21,003.90	185,834.00	3,442.80	2,647.87			212,928.57
San Antonio	11,231.38	16,031.00	843.60	299.25			28,405.23

DISTRIBUTIONS TO MUNICIPALITIES (Continued)

MUNICIPALITY	Municipal Financial Assistance Trust Fund	Revenue Sharing Trust Fund	Beverage Licenses	Mobile Home Licenses	Municipal Firemen's Pension Fund	Municipal Police Officers' Retirement	Total
Sanford	\$ 111,600.49	\$ 920,828.00	\$ 14,063.80	\$ 11,342.16	\$ 27,163.34	\$ 41,251.20	\$ 1,126,248.99
Sanibel	27,521.42	62,686.00	9,010.75	181.75		2,461.45	101,861.37
Sarasota	400,834.49	1,652,238.00	55,088.12	32,482.43	138,092.58	194,151.67	2,472,887.29
Satellite Beach	35,578.57	267,534.00	3,807.60		7,712.91	18,615.71	333,248.79
Sea Ranch Lakes	1,839.90	59,037.00	824.60				61,701.50
Sebastian	16,353.08	43,585.00	1,639.70	2,038.80			63,616.58
Sebring	59,869.23	287,297.00	3,060.42	1,969.50	12,589.01	24,400.40	389,185.56
Seminole	18,727.80	170,921.00	4,525.80	19,722.77	29,542.80		243,440.17
Seawalls Point	16,383.13	24,610.00	687.80				41,680.93
Shalimar	3,080.63	29,979.00	1,088.70	1,146.00			35,294.33
Sneads	9,473.80	117,376.00	447.92	755.74			128,053.46
Sopchoppy	11,812.57	15,087.00	45.60	307.00			27,252.17
South Bay	16,377.89	171,462.00	2,923.15	1,550.87			192,313.91
South Daytona	55,221.71	370,354.00	6,137.95	13,732.89			445,446.55
South Flomaton				34.75			34.75
South Miami	27,656.73	368,795.00	11,129.25			9,002.06	416,583.04
South Palm Beach	6,773.23	35,409.00	665.00				42,847.23
South Pasadena	16,905.38	122,454.00	5,573.65	4,338.50	3,339.70		152,611.23
Springfield	22,461.71	336,544.00	646.00	2,385.44			362,037.15
Starke	33,153.11	165,932.00	1,630.20	2,026.50	5,338.68	9,827.76	217,908.25
Stuart	148,078.38	300,055.00	8,956.12	4,446.62			461,536.12
Sunrise	94,596.15	1,132,186.00	13,386.45		36,377.80	45,644.52	1,322,190.92
Surfside	9,130.23	104,228.00	2,858.55				116,216.78
Sweetwater	17,728.49	282,826.00	3,409.55	3,423.19		6,235.38	313,622.61
St. Augustine	116,621.16	411,811.00	15,744.34	3,825.50	23,366.04	36,733.85	608,101.89
St. Augustine Beach	11,365.70	25,769.00	2,741.70	176.50	253,012.52	358,969.86	652,035.28
St. Cloud	56,300.67	276,993.00	2,135.60	2,603.61			338,032.88
St. Leo	19,914.23	72,439.00	212.80				92,566.03
St. Lucie Village			950.00	82.00			1,032.00
St. Marks	8,374.16	9,455.00	399.00	194.00			18,422.16
St. Petersburg	863,226.07	8,570,009.00	113,303.17	117,671.50			9,664,209.74
St. Petersburg Beach	39,647.09	280,346.00	21,976.35				341,969.44
Tallahassee	317,442.00	2,910,924.00	57,132.52	14,454.06	118,169.28	167,247.63	3,585,369.49
Tamarac	72,539.68	808,840.00	10,289.45		25,716.00	31,469.40	948,854.53
Tampa	1,514,449.40	10,199,626.00	228,066.50	127,752.92	417,999.19	627,436.97	13,115,330.98
Tarpon Springs	46,754.13	407,727.00	17,782.10	28,573.60	16,423.26	25,257.80	542,517.89
Tavares	23,793.18	143,973.00	1,139.05	19,443.80	4,692.43	8,162.44	201,203.90
Temple Terrace	61,125.88	346,849.00	4,496.35			14,631.24	427,102.47
Tequesta	16,356.92	129,246.00	5,263.95				150,866.87
Titusville	130,217.17	1,265,848.00	19,320.15	13,735.23	35,218.26	45,782.34	1,510,121.15
Treasure Island	28,091.72	202,391.00	12,169.50	244.74	9,360.07	9,602.64	261,859.67
Trenton	5,487.63	44,047.00	600.40	686.37			50,821.40
Umatilla	10,113.97	60,803.00	763.80	967.87		3,527.71	76,176.35
Unincorporated Sarasota County			63,401.10				63,401.10
Unincorporated Volusia County			42,485.90				42,485.90
Valparaiso	21,619.09	263,184.00	904.40	565.87			286,273.36
Venice	96,038.65	346,561.00	12,129.60	71,117.65	25,906.79	42,989.41	594,743.10
Vernon	3,791.90	39,406.00	30.40	251.87			43,480.17
Vero Beach	145,225.50	450,262.00	14,876.99	5,649.16			616,013.65
Village of Palm Springs	5,866.37	72,965.00	2,812.95			3,737.65	85,381.97
Virginia Gardens							
Waldo	3,476.65	48,997.00	1,257.80	721.50			54,452.95
Wauchula	25,868.96	99,399.00	114.00	510.11	6,372.42	8,907.83	141,172.32
Wausau	1,287.37	19,780.00	26.60	149.50			21,243.47
Webster	8968.44	41,922.00	623.20				51,513.64
Weeki Wachee	364.65	2,118.00	364.80				2,847.45
Welaka	6,193.27	22,378.00	693.50	721.87			29,986.64
West Melbourne	20,905.43	180,514.00	4,510.60	2,252.75			208,182.78
West Miami	13,601.89	197,261.00	4351.95	2,310.87			217,525.71
West Palm Beach	267,381.30	2,152,072.00	69,249.30	15,728.23	145,871.50	213,770.24	2,864,072.57
Westville	2,541.86	16,435.20	30.40	266.00			19,273.46
Wewster				665.87			665.87
Wewahitchka	8,595.82	98,759.00	288.80	1,151.24			108,794.86
White Springs	5,283.01	64,195.00	91.20	461.50			70,030.71
Wildwood	29,515.65	84,859.00	1,402.20	4,453.99			120,230.84

DISTRIBUTIONS TO MUNICIPALITIES (Continued)

MUNICIPALITY	Municipal Financial Assistance Trust Fund	Revenue Sharing Trust Fund	Beverage Licenses	Mobile Home Licenses	Municipal Firemen's Pension Fund	Municipal Police Officers' Retirement	Total
Williston	\$ 13,942.50	\$ 68,940.00	\$ 653.60	\$ 1,092.87			\$ 84,628.97
Wilton Manors	39,202.11	503,823.00	6,851.40	793.23			550,669.74
Windemere	7,330.26	29,984.00					37,314.26
Winter Garden	47,110.43	252,658.00	3,800.95	6,210.11	9,763.98	11,874.83	331,418.30
Winter Haven	148,172.18	669,044.00	16,306.75	5,406.87		141,563.74	980,493.54
Winter Park	163,764.45	810,175.00	18,063.30		45,591.13		1,037,593.88
Winter Springs	40,526.26	256,573.00	1,132.40	14,826.00			313,057.66
Worthington Springs	2,114.48	10,569.00	22.80	43.50			12,749.78
Yankeetown	3,839.81	15,164.00	53.20				19,057.01
Zephyrhills	100,387.89	159,362.00	3,862.70	10,607.98			274,220.57
Zolfo Springs	9,956.51	51,900.00	53.20	915.99			62,825.70
TOTAL	\$ 24,154,352.01	\$ 185,631,486.00	\$ 4,065,195.43	\$ 2,611,899.49	\$ 6,172,391.99	\$ 9,164,637.99	\$ 231,799,962.91

STATE OF FLORIDA
Combined Balance Sheet — All Fund Types and Account Groups
June 30, 1981

UNAUDITED

UNAUDITED

	GOVERNMENTAL	
	General	Special Revenue
ASSETS		
Cash in State Treasury (Note 2)	\$ 54,537,610.35	\$ 135,142,616.74
Other Cash and in Transit	1,390,883.99	993,707.61
Appropriation Balance (Note 3)	77,898,464.57	324,498.62
Investments	30,164,956.52	257,235,749.74
Receivables (Net)	30,716,231.27	113,301,461.61
Due from Other Funds or Governmental Units	18,840,325.98	108,641,071.64
Prepaid Items	756,208.97	295,495.38
Inventories	16,301,339.12	1,572,336.44
Deposits	112.00	8,306.50
Amount Available for Retirement of Long-Term Debt		
Amount to be Provided for Retirement of Long-Term Debt	22,847.57	410,567,621.86
Receivables Due After One Year		198,935,417.00
Cancelled and Restored Warrants (Note 4)		
Federal Aid Agreements and Allotments—DOT		
Land		
Buildings (Net)		
Machinery and Equipment (Net)		4,870,619.00
Other Structures and Improvements (Net)		
Work-in-Progress		
Other Assets	3,418.16	39,329.09
TOTAL ASSETS	\$ 230,632,398.50	\$ 1,231,928,231.23
LIABILITIES AND FUND EQUITY		
Liabilities:		
Payables	\$ 75,662,691.00	\$ 175,958,629.43
Due to Other Funds or Governmental Units	48,262,830.93	32,504,904.75
Deposits Payable		170.00
Unearned Revenue	8,141,545.28	30,212,676.64
Long-Term Debt Payable	16,095.77	415,399,460.61
Other Liabilities		5,683.49
Total Liabilities	\$ 132,083,162.98	\$ 654,081,524.92
Fund Equity:		
Reserves	\$ 31,579,272.21	\$ 240,798,814.25
Investment in Fixed Assets		
Retained Earnings		
Fund Balance	66,969,963.31	337,047,892.06
Total Fund Equity	\$ 98,549,235.52	\$ 577,846,706.31
TOTAL LIABILITIES AND FUND EQUITY	\$ 230,632,398.50	\$ 1,231,928,231.23

STATE OF FLORIDA
Combined Balance Sheet — All Fund Types and Account Groups
June 30, 1981

UNAUDITED

UNAUDITED

FUND TYPES		PROPRIETARY FUND TYPES		FIDUCIARY FUND TYPE	ACCOUNT GROUPS	
Debt Service	Capital Projects	Enterprise Fund	Intra-Governmental Service Fund	Trust and Agency Fund	General Fixed Assets Group of Accounts	General Long-Term Debt Group of Accounts
\$ 1,579,084.51	\$ 57,153,161.11	\$ 96,468.37	\$ 2,954,628.74	\$ 3,554,114,454.48		
255,962,770.81	7,513.38	1,247,171.37	3,389,336.38	9,861,242.87		
	90,787,268.47	76,079,870.00		4,097,226.43		
726,185,061.14	56,191,028.23	1,492,710.86	91,346,311.54	7,314,061,233.36		
376,110.06	47,921,538.05	145,141.87	32,220,345.56	832,706,231.63		
		304,155.93	539,749.84	917,975,368.99		
		7,852.86	35,585.53	19,434.00		
	222,961.98	881,126.56	16,633,952.32	834,947.87		
	67,279,620.98		803,197.00	8,447,613.16		498,401,603.02
		1,290,964,986.00	1,309,711.63	319,583.00		467,308,135.52
						2,694,545,550.94
	36,767,065.99		62,217,684.58	170,500.00	65,073,338.40	
	710,651,438.44	13,605.83	189,829,327.48		332,625,583.52	
	281,481,197.21	396,676,593.52	14,555,717.82	32,066.78	171,183,122.71	
	50,775,486.26	108,812.40	154,470.28		8,175,530,717.95	
	77,987,021.74		17,920,341.33		52,877,665.14	
	126,587,013.80	6,913.97	2,021,221.23	617,171.31	250,797,285.73	
<u>\$ 984,103,026.52</u>	<u>\$ 1,603,812,315.64</u>	<u>\$ 1,768,025,409.54</u>	<u>\$ 435,931,581.26</u>	<u>\$ 12,643,257,073.88</u>	<u>\$ 9,048,087,713.45</u>	<u>\$ 3,660,255,289.48</u>
\$ 255,561,917.23	\$ 8,591,336.92	\$ 6,880,829.65	\$ 103,463,846.29	\$ 135,631,641.61		
	324,366.41	7,204.66	650,334.45	119,151,753.39		
			520,161.77	1,869,074.44		
	2,082.41	12,850.85	4,123,825.00	170,788.50		
1,480,500.00	81,208,634.66	1,290,964,985.00	51,132,322.59	2,515.50		3,660,255,289.48
	1,500,000.00	24,478.22		12,140,930.74		
<u>\$ 257,042,417.23</u>	<u>\$ 91,626,420.40</u>	<u>\$ 1,297,890,348.38</u>	<u>\$ 159,890,490.10</u>	<u>\$ 268,966,704.18</u>		<u>\$ 3,660,255,289.48</u>
\$ 447,477,620.67	\$ 91,812,672.10	\$ 394,870,698.36	\$ 78,163,093.43	\$ 8,189,866,894.73		
	1,195,270,106.41				9,048,087,713.45	
		75,264,362.80	197,877,997.73			
279,582,988.62	225,103,116.73			4,184,423,474.97		
<u>\$ 727,060,609.29</u>	<u>\$ 1,512,185,895.24</u>	<u>\$ 470,135,061.16</u>	<u>\$ 276,041,091.16</u>	<u>\$ 12,374,290,369.70</u>	<u>\$ 9,048,087,713.45</u>	<u>\$ 3,660,255,289.48</u>
<u>\$ 984,103,026.52</u>	<u>\$ 1,603,812,315.64</u>	<u>\$ 1,768,025,409.54</u>	<u>\$ 435,931,581.26</u>	<u>\$ 12,643,257,073.88</u>	<u>\$ 9,048,087,713.45</u>	<u>\$ 3,660,255,289.48</u>

STATE OF FLORIDA
Combined Statement of Revenues, Expenditures, and Changes in Fund Balances —
All Governmental Fund Types and Expendable Trust Funds
For the Fiscal Year Ended June 30, 1981

UNAUDITED

UNAUDITED

	GOVERNMENTAL FUND TYPES				FIDUCIARY FUND TYPE
	General	Special Revenue	Debt Service	Capital Project	Expendable Trust
Total Revenues	\$ 2,041,622,690.00	\$ 2,763,493,824.42	\$ 533,710,054.42	\$ 214,088,593.72	\$ 7,696,257,229.38
Total Expenditures	1,994,559,369.54	2,742,173,940.95	479,578,410.32	153,256,149.61	7,497,559,933.43
Excess of Revenues Over (Under) Expenditures	47,063,320.46	21,319,883.47	54,131,644.10	60,832,444.11	198,697,295.95
Other Financing Sources (Uses)	(28,994,898.61)	25,795,560.54	42,142.30	21,854,543.48	(105,061,144.63)
Excess of Revenues and Other Sources Over (Under) Expenditures and Other Uses	18,068,421.85	47,115,444.01	54,173,786.40	82,686,987.59	93,636,151.32
Fund Balances/July 1	133,990,415.85	351,831,012.21	672,886,822.89	241,335,917.38	3,586,245,314.02
Adjustments to Fund Balances	(53,509,602.21)	178,900,250.09		(7,107,116.14)	27,147,586.20
Fund Balances/June 30	<u>\$ 98,549,235.52</u>	<u>\$ 577,846,706.31</u>	<u>\$ 727,060,609.29</u>	<u>\$ 316,915,788.83</u>	<u>\$ 3,707,029,051.54</u>

¹Balances focus on total Fund Balances

STATE OF FLORIDA
Combined Statement of Revenues, Expenses, and
Changes in Retained Earnings/Fund Balance
All Proprietary Fund Types and Similar Trust Funds
for the Fiscal Year Ended June 30, 1981

UNAUDITED

UNAUDITED

	Proprietary Fund Types		Fiduciary Fund Types	
	Enterprise	Internal Services	Non-Expendable Trust	Pension Trust
Total Operating Revenues	\$ 199,932,487.72	\$ 63,037,679.89	\$ 117,296,713.72	\$ 825,652,756.65
Total Operating Expenses	194,976,102.33	67,781,645.68	149,714,816.33	267,842,381.08
Operating Income	4,956,385.39	(4,743,965.79)	(32,418,102.61)	557,810,375.57
Other Financing Source (Uses)	220,273.69	173,942,495.52	(986,669.48)
Net Income	5,176,659.08	169,198,529.73	(32,418,102.61)	556,823,706.09
Retained Earning/Fund Balances July 1	456,142,438.63	89,945,492.56	52,043,964.14	3,869,097,452.42
Adjustments Retained Earning/Fund Balance	8,815,963.45	16,897,068.87	1,690,181.18	30,220,752.36
Retained Earnings/Fund Balance June 30	\$ 470,135,061.16	\$ 276,041,091.16	\$ 21,316,042.71	\$ 4,456,141,910.87

¹Balances focus on total Retained Earnings/Fund Balances

STATE OF FLORIDA
FOOTNOTES TO FINANCIAL STATEMENTS
JUNE 30, 1981

NOTE (1) (No specific reference on financial statements.)

The preceding financial statements were combined by the Office of Comptroller from individual statements submitted by the various agencies and departments of the State of Florida pursuant to Chapter 216.102, Florida Statutes, which states:

"(1) On or before September 30 of each year, each agency supported by any form of taxation or licenses, fees, imposts, or exactions shall file with the Comptroller and the Auditor General and the legislative appropriations committees a balance sheet and a statement of operation, prepared in compliance with generally accepted governmental accounting principles, as of June 30 of each year showing all assets, liabilities, equities, income, and expenditures of the respective agency.

(2) It shall be the duty of the Comptroller to:

(a) Compile the respective balance sheets and statements of operation filed pursuant to subsection (1) into one balance sheet and one statement of operation and include a copy of the same in his annual report;

(b) Furnish the Governor with a copy of said compiled balance sheet pursuant to Section 216.091(1)(c); and

(c) Certify to the Executive Office of the Governor that each agency has complied with the requirements of subsection (1).

(3) Should any agency fail to comply with the provisions of subsection (1), the Executive Office of the Governor may withhold releases of appropriations until such time as the Comptroller certifies the agency's compliance."

No effort was made by this office to audit these statements for the Office of the Auditor General will determine at the time of their post-audit whether each was prepared in compliance with generally accepted governmental accounting principles. However, where necessary, adjustments were made to adapt statements to our format.

The following department did not file statements pursuant to the aforementioned statute:

1. Department of Law Enforcement

NOTE (2) Per the Comptroller's records, the cash balances in the State Treasury as of June 30, 1981 were as follows:

General Revenue Fund	\$651,970,461.96
Trust Fund	499,945,034.20
Working Capital Fund	146,491.45
Federal Revenue Sharing Fund	21,810.84

NOTE (3) Per the Comptroller's records, unexpended General Revenue appropriation balance as of June 30, 1981 was \$387,414,863.17. Through the month of October, 1981, the Executive Office of the Governor approved \$347,109,737.60 old appropriation certifications forward for the General Revenue Fund.

NOTE (4) Per the Comptroller's records, cancelled and restored warrants as of June 30, 1981, were as follows:

General Revenue Fund	\$ 321,293.40
Trust Fund	3,150,076.48

UNEMPLOYMENT COMPENSATION ACCOUNT WITH THE UNITED STATES TREASURY

Balance July 1, 1980		<u>\$765,201,850.26</u>
RECEIPTS:		
Quarter ending September 30, 1980	\$ 60,318,099.97	
Quarter ending December 31, 1980	46,532,000.00	
Quarter ending March 31, 1981	41,144,000.00	
Quarter ending June 30, 1981	<u>78,125,000.00</u>	
Total Receipts		\$226,119,099.97
EARNINGS:		
Quarter ending September 30, 1980	\$ 17,572,948.62	
Quarter ending December 31, 1980	17,337,093.37	
Quarter ending March 31, 1981	18,228,182.24	
Quarter ending June 30, 1981	<u>20,005,276.39</u>	
Total Earnings		\$ 73,143,500.62
Total Receipts and Earnings		<u>\$ 299,262,600.59</u>
Total Available		<u>\$1,064,464,450.85</u>
WITHDRAWALS:		
Quarter ending September 30, 1980	\$ 59,950,000.00	
Quarter ending December 31, 1980	52,500,000.00	
Quarter ending March 31, 1981	40,500,000.00	
Quarter ending June 30, 1981	<u>36,300,000.00</u>	
Total Withdrawals		<u>\$189,250,000.00</u>
Balance June 30, 1981		<u>\$875,214,450.85</u>

STATEMENT OF INVESTMENTS PAR VALUE OF SECURITIES ON HAND AS OF JUNE 30, 1981*

<table style="width: 100%; border-collapse: collapse;"> <tr><td>Florida Retirement System</td><td style="text-align: right;">\$ 3,553,654,968.62</td></tr> <tr><td>Florida Fire Insurance Trust Fund</td><td style="text-align: right;">2,590,000.00</td></tr> <tr><td>Ringling Museum Trust Fund</td><td style="text-align: right;">800,000.00</td></tr> <tr><td>State Fair Bonds</td><td style="text-align: right;">1,880,000.00</td></tr> <tr><td>Workmen's Compensation Special Disability Fund</td><td style="text-align: right;">100,000.00</td></tr> <tr><td>Florida Crippled Children's Trust Fund</td><td style="text-align: right;">7,500.00</td></tr> <tr><td>Ex-Confederate Soldiers and Sailors</td><td></td></tr> <tr><td>Endowment Trust Fund</td><td style="text-align: right;">11,000.00</td></tr> <tr><td>Principal State School Trust Fund</td><td style="text-align: right;">7,882,080.00</td></tr> <tr><td>Board of Regents:</td><td></td></tr> <tr><td> Agricultural College Trust Fund</td><td style="text-align: right;">116,500.00</td></tr> <tr><td> Seminary Trust Fund</td><td style="text-align: right;">28,000.00</td></tr> <tr><td> Florida State University</td><td style="text-align: right;">16,000.00</td></tr> </table>	Florida Retirement System	\$ 3,553,654,968.62	Florida Fire Insurance Trust Fund	2,590,000.00	Ringling Museum Trust Fund	800,000.00	State Fair Bonds	1,880,000.00	Workmen's Compensation Special Disability Fund	100,000.00	Florida Crippled Children's Trust Fund	7,500.00	Ex-Confederate Soldiers and Sailors		Endowment Trust Fund	11,000.00	Principal State School Trust Fund	7,882,080.00	Board of Regents:		Agricultural College Trust Fund	116,500.00	Seminary Trust Fund	28,000.00	Florida State University	16,000.00	<table style="width: 100%; border-collapse: collapse;"> <tr><td>Department of Administration</td><td style="text-align: right;">\$ 566,245,681.95</td></tr> <tr><td>Department of Agriculture</td><td style="text-align: right;">3,283,000.00</td></tr> <tr><td>Department of Banking and Finance</td><td style="text-align: right;">313,013,867.79</td></tr> <tr><td>Department of Business Regulation</td><td style="text-align: right;">3,444,000.00</td></tr> <tr><td>Department of Citrus</td><td style="text-align: right;">35,409,928.73</td></tr> <tr><td>Department of Community Affairs</td><td style="text-align: right;">8,334,000.00</td></tr> <tr><td>Department of Corrections</td><td style="text-align: right;">1,904,000.00</td></tr> <tr><td>Department of Education</td><td style="text-align: right;">270,213,353.39</td></tr> <tr><td>Department of Environmental Regulation</td><td style="text-align: right;">67,406,000.00</td></tr> <tr><td>Department of General Services</td><td style="text-align: right;">11,635,000.00</td></tr> <tr><td>Game and Fresh Water Fish Commission</td><td style="text-align: right;">7,627,000.00</td></tr> <tr><td>Office of the Governor</td><td style="text-align: right;">91,000.00</td></tr> <tr><td>Department of Health and Rehabilitative Services</td><td style="text-align: right;">16,463,000.00</td></tr> <tr><td>Department of Insurance</td><td style="text-align: right;">74,314,334.99</td></tr> <tr><td>Department of Labor and Employment Security</td><td style="text-align: right;">28,062,455.22</td></tr> <tr><td>Department of Legal Affairs</td><td style="text-align: right;">108,000.00</td></tr> <tr><td>Department of Military Affairs</td><td style="text-align: right;">-0-</td></tr> <tr><td>Department of Natural Resources</td><td style="text-align: right;">136,690,000.00</td></tr> <tr><td>Department of Professional Regulation</td><td style="text-align: right;">16,822,000.00</td></tr> <tr><td>Florida Public Service Commission</td><td style="text-align: right;">16,059,840.00</td></tr> <tr><td>Department of Revenue</td><td style="text-align: right;">1,437,000.00</td></tr> <tr><td>Department of Transportation</td><td style="text-align: right;">201,698,000.00</td></tr> <tr><td>Local Government Surplus Funds</td><td style="text-align: right;"><u>452,537,572.88</u></td></tr> <tr><td>Total</td><td style="text-align: right;"><u>\$ 5,799,885,083.57</u></td></tr> </table>	Department of Administration	\$ 566,245,681.95	Department of Agriculture	3,283,000.00	Department of Banking and Finance	313,013,867.79	Department of Business Regulation	3,444,000.00	Department of Citrus	35,409,928.73	Department of Community Affairs	8,334,000.00	Department of Corrections	1,904,000.00	Department of Education	270,213,353.39	Department of Environmental Regulation	67,406,000.00	Department of General Services	11,635,000.00	Game and Fresh Water Fish Commission	7,627,000.00	Office of the Governor	91,000.00	Department of Health and Rehabilitative Services	16,463,000.00	Department of Insurance	74,314,334.99	Department of Labor and Employment Security	28,062,455.22	Department of Legal Affairs	108,000.00	Department of Military Affairs	-0-	Department of Natural Resources	136,690,000.00	Department of Professional Regulation	16,822,000.00	Florida Public Service Commission	16,059,840.00	Department of Revenue	1,437,000.00	Department of Transportation	201,698,000.00	Local Government Surplus Funds	<u>452,537,572.88</u>	Total	<u>\$ 5,799,885,083.57</u>
Florida Retirement System	\$ 3,553,654,968.62																																																																										
Florida Fire Insurance Trust Fund	2,590,000.00																																																																										
Ringling Museum Trust Fund	800,000.00																																																																										
State Fair Bonds	1,880,000.00																																																																										
Workmen's Compensation Special Disability Fund	100,000.00																																																																										
Florida Crippled Children's Trust Fund	7,500.00																																																																										
Ex-Confederate Soldiers and Sailors																																																																											
Endowment Trust Fund	11,000.00																																																																										
Principal State School Trust Fund	7,882,080.00																																																																										
Board of Regents:																																																																											
Agricultural College Trust Fund	116,500.00																																																																										
Seminary Trust Fund	28,000.00																																																																										
Florida State University	16,000.00																																																																										
Department of Administration	\$ 566,245,681.95																																																																										
Department of Agriculture	3,283,000.00																																																																										
Department of Banking and Finance	313,013,867.79																																																																										
Department of Business Regulation	3,444,000.00																																																																										
Department of Citrus	35,409,928.73																																																																										
Department of Community Affairs	8,334,000.00																																																																										
Department of Corrections	1,904,000.00																																																																										
Department of Education	270,213,353.39																																																																										
Department of Environmental Regulation	67,406,000.00																																																																										
Department of General Services	11,635,000.00																																																																										
Game and Fresh Water Fish Commission	7,627,000.00																																																																										
Office of the Governor	91,000.00																																																																										
Department of Health and Rehabilitative Services	16,463,000.00																																																																										
Department of Insurance	74,314,334.99																																																																										
Department of Labor and Employment Security	28,062,455.22																																																																										
Department of Legal Affairs	108,000.00																																																																										
Department of Military Affairs	-0-																																																																										
Department of Natural Resources	136,690,000.00																																																																										
Department of Professional Regulation	16,822,000.00																																																																										
Florida Public Service Commission	16,059,840.00																																																																										
Department of Revenue	1,437,000.00																																																																										
Department of Transportation	201,698,000.00																																																																										
Local Government Surplus Funds	<u>452,537,572.88</u>																																																																										
Total	<u>\$ 5,799,885,083.57</u>																																																																										

*Information provided by Department of Insurance and Treasurer, and State Board of Administration
 †\$482,864,388.27 book value of common stocks held for Florida Retirement System not included.

RETIREMENT SYSTEMS, SPECIAL PENSIONS AND RELIEF ACTS

	(Chap. 121) Florida Retirement System	(Chap. 238) Teachers Retirement Survivors Benefit Trust Fund	Total Trust Funds
Balance July 1, 1980	\$ 31,102.64	\$ 500.00	\$ 31,602.64
RECEIPTS			
Miscellaneous Revenue	\$ 243.20		
Interest	204,406.26	\$	\$ 204,406.26
Retirement Contribution	497,877,749.32		497,877,749.32
Transfers	14,513.70		14,513.70
Refunds	75,716.16		75,716.16
Sale of Investments	238,700,000.00		238,700,000.00
Other Non-Operations Receipts	26.01		26.01
Cancellations	150,012.63	150.00	150,162.63
Total Receipts	\$ 737,022,667.28	\$ 150.00	\$ 737,022,817.28
Total Available	\$ 737,053,769.92	\$ 650.00	\$ 737,054,419.92
DISBURSEMENTS			
Refunds	\$ 9,589,060.75		\$ 9,589,060.75
Transfers	5,880,352.50	\$	5,880,352.50
Adjustments to Employee Deduction	5,130.70		5,130.70
Adjustments to State Matching Contributions	1,239,571.84		1,239,571.84
Payments to U.S. Treasury	223,360.02		223,360.02
Benefits	233,684,588.53		233,684,588.53
Investments	486,352,000.00		486,352,000.00
Reissues	5,746.00	500.00	6,246.00
Total Disbursements	\$ 736,979,810.34	\$ 500.00	\$ 736,980,310.34
Balance June 30, 1981	\$ 73,959.58	\$ 150.00	\$ 74,109.58
Investment on Hand June 30, 1981	\$ 3,553,654,968.62	\$	\$ 3,553,654,968.62

*All transactions previously accounted for in the Teacher's Survivors Benefit Trust Fund were transferred to the Florida Retirement System Trust Fund, effective 7-1-80 under Authority of Chapters 78-308 and 80-242, Laws of Florida.

	GENERAL REVENUE EXPENDITURES				
	1976-77	1977-78	1978-79	1979-80	1980-81
Elected State Retirement Credit Matching	\$ 65,593.98	\$ 78,337.16	\$ 60,857.09	\$ 61,108.56	\$ 20,093.30
Teacher's Special Pensions	99,982.01	95,037.60	88,506.75	90,063.00	93,136.96
State Officers and Employees Retirement	1,279,176.68	1,453,387.50	1,588,592.17	1,660,807.83	1,852,819.09
Disability Benefits to Justices and Judges	72,679.56	64,913.76	72,626.88	70,439.40	81,619.41
Confederate Pensions	18,624.41	18,174.24	18,719.40	14,623.92	12,767.22
Special Pensions and Relief Acts	13,108.44	18,278.60	15,242.52	15,242.52	15,067.52
Florida National Guard	223,631.80	244,188.41	273,985.96	283,068.40	325,803.45
Relief Acts	100,623.65	58,441.00	93,750.00	268,802.75	72,625.00
Total	\$1,873,420.53	\$2,030,758.27	\$2,212,280.77	\$2,464,156.38	\$2,473,931.95

**COMPARISON OF PARI-MUTUEL WAGERING RECEIPTS AND DISBURSEMENTS
FOR THE FIVE-YEAR PERIOD JULY 1, 1976 TO JUNE 30, 1981**

	1976-77	1977-78	1978-79	1979-80	1980-81
RECEIPTS:					
BUSINESS REGULATION, DEPARTMENT OF					
Pari-Mutuel Wagering, Division of					
General Revenue Fund—					
Taxes	\$ 34,149,545.54	\$ 45,125,306.67	\$ 50,825,635.75	\$ 51,870,372.47	\$ 48,982,194.10
Miscellaneous	750.00	15,750.00	600.00	22,475.55	91,892.35
Fines					16,175.00
Total General Fund	<u>\$34,150,295.54</u>	<u>\$ 45,141,056.67</u>	<u>\$ 50,826,235.75</u>	<u>\$ 51,892,848.02</u>	<u>\$ 49,090,261.45</u>
Operating Trust Fund—					
Fees	\$ 20,450.00	\$ 24,850.00	\$ 29,150.00	\$ 31,210.00	\$
Licenses	204,284.25	215,636.00	233,426.25	227,082.50
Taxes	36,775,067.30	28,853,851.83	32,456,042.43	33,338,254.71
Miscellaneous	903.90	7,259.70	2,371.34	23,965.93
Refunds	291.18	89.18	12,162.40	4,797.94
Transfers				544.91
Total Operating Trust Fund	<u>\$ 37,000,996.63</u>	<u>\$ 29,101,686.71</u>	<u>\$ 32,733,152.42</u>	<u>\$ 33,625,855.99</u>	<u>\$</u>
Additional Harness and Dog Track					
Tax Trust Fund—					
Taxes	\$ 13,700,960.27	\$ 14,180,494.82	\$ 16,484,295.59	\$ 17,280,844.72	\$
Total Additional Harness and Dog Track Tax Trust Fund	<u>\$ 13,700,960.27</u>	<u>\$ 14,180,494.82</u>	<u>\$ 16,484,295.59</u>	<u>\$ 17,280,844.72</u>	<u>\$</u>
Florida Horse Racing Promotion Trust Fund—					
Taxes	\$ 287,636.42	\$	\$	\$	\$
Total Florida Horse Racing Promotion Trust Fund	<u>\$ 287,636.42</u>	<u>\$</u>	<u>\$</u>	<u>\$</u>	<u>\$</u>
Pari-Mutuel Trust Fund—					
Fees		\$	\$	\$ 4,827,980.00	\$ 4,827,980.00
Licenses				14.00	14.00
Miscellaneous Revenue				25,356.83	25,356.83
Transfers				4,562.98	4,562.98
Refunds				9,526.41	9,526.41
Total Pari-Mutuel Trust Fund	<u>\$</u>	<u>\$</u>	<u>\$</u>	<u>\$ 4,867,440.22</u>	<u>\$ 4,867,440.22</u>
Pari-Mutuel Tax Collection Trust Fund—					
Fees	\$	\$	\$	\$	\$ 36,850.00
Licenses					598,233.00
Taxes					48,973,647.78
Miscellaneous Revenue					400.00
Total Pari-Mutuel Tax Collection Trust Fund ..	<u>\$</u>	<u>\$</u>	<u>\$</u>	<u>\$</u>	<u>\$ 49,609,130.78</u>
Florida Thoroughbred Breeders Promotional Trust Fund—					
Taxes	\$	\$	\$	\$	\$ 2,461,510.15
Total Florida Thoroughbred Breeders Promotional Trust Fund	<u>\$</u>	<u>\$</u>	<u>\$</u>	<u>\$</u>	<u>\$ 2,461,510.15</u>
Research Trust Fund—					
Fines	\$	\$	\$	\$	\$ 2,461,510.51
Total Research Trust Fund	<u>\$</u>	<u>\$</u>	<u>\$</u>	<u>\$</u>	<u>\$ 2,461,510.51</u>

**COMPARISON OF PARI-MUTUEL WAGERING RECEIPTS AND DISBURSEMENTS
FOR THE FIVE-YEAR PERIOD JULY 1, 1976 TO JUNE 30, 1981 (Continued)**

	1976-77	1977-78	1978-79	1979-80	1980-81
EDUCATION, DEPARTMENT OF					
Division of Universities					
Racing Scholarship Trust Fund—					
Taxes	\$ 594,074.74	\$ 543,991.40	\$ 560,099.05	\$ 663,573.13	\$ 550,438.02
Total Board of Regents Racing Scholarship Trust Fund	\$ 594,074.74	\$ 543,991.40	\$ 560,099.05	\$ 663,573.13	\$ 550,438.02
Bicentennial Commission Trust Fund—					
Taxes	\$ 335,365.91	\$ 20,765.63	\$	\$	\$
Total Bicentennial Commission Trust Fund	\$ 335,365.91	\$ 20,765.63	\$	\$	\$
 AGRICULTURE AND CONSUMER AFFAIRS, DEPARTMENT OF, AND COMMISSIONER OF AGRICULTURE					
Office of the Commissioner and Division of Administration					
Florida Harness Racing Promotion Trust Fund—					
Taxes	\$ 118,117.41	\$ 120,901.77	\$ 145,543.15	\$ 410,358.47	\$
Total Florida Harness Racing Promotion Trust Fund	\$ 118,117.41	\$ 120,901.77	\$ 145,543.15	\$ 410,358.47	\$
Florida Quarter Horse Racing Promotion Trust Fund—					
Taxes	\$ 33,944.64	\$ 35,984.99	\$ 156,750.15	\$ 176,546.15	\$
Total Florida Quarter Horse Racing Promotion Trust Fund	\$ 33,944.64	\$ 35,984.99	\$ 156,750.15	\$ 176,546.15	\$
 DISBURSEMENTS:					
BUSINESS REGULATIONS, DEPARTMENT OF					
Division of Pari-Mutuel Wagering					
Operating Trust Fund—					
Salaries	\$ 560,622.43	\$ 694,585.25	\$ 836,595.58	\$ 905,164.26	\$
Other Personal Services	823,504.79	818,562.42	967,202.19	915,237.13
Expenses	220,498.17	248,879.20	293,051.92	325,827.08
Operating Capital Outlay	43,941.28	6,955.54	36,584.47	21,704.96
FCO—Improvement to Laboratory				2,325.00
Refunds	846.63	302.25	81.25	215.00
Transfers	155,433.00	179,738.00	217,703.00	243,338.00
Transfer to General Revenue	12,617,714.41	4,700,000.00	8,000,000.00	4,310,000.00
Aid to Counties	21,038,000.00	21,038,000.00	21,020,000.00	21,038,000.00
Service Charge to General Revenue	1,506,440.77	1,160,780.74	1,273,628.39	1,331,990.81
Reissue of Outdated Warrants	44.22			
Certifications Forward	113,385.07	41,419.93	115,185.32	279,259.50
Certifications Forward—Aid to Counties				18,000.00
Total Operating Trust Fund	\$ 37,080,430.77	\$ 28,889,223.33	\$ 32,760,032.12	\$ 29,391,061.74	\$
Additional Harness and Dog Track Tax Trust Fund—					
Transfer to General Revenue	\$ 4,274,242.57	\$ 4,671,855.99	\$ 7,000,000.00	\$ 5,600,000.00
Aid to Counties	8,877,500.00	8,877,500.00	8,877,500.00	8,877,500.00
Service Charge to General Revenue	549,217.70	542,728.31	634,291.44	693,703.14
Certifications Forward
Total Additional Harness and Dog Track Trust Fund	\$ 13,700,960.27	\$ 14,092,084.30	\$ 16,511,791.44	\$ 15,171,203.14	\$

**COMPARISON OF PARI-MUTUEL WAGERING RECEIPTS AND DISBURSEMENTS
FOR THE FIVE-YEAR PERIOD JULY 1, 1976 TO JUNE 30, 1981 (Continued)**

	1976-77	1977-78	1978-79	1979-80	1980-81
Florida Horse Racing Promotion Trust Fund—					
Payment of Awards	\$ 274,313.52	\$	\$	\$	\$
Certification Forward	30,773.23
Total Florida Horse Racing Promotion Trust Fund	\$ 305,086.75	\$	\$	\$	\$
Pari-Mutuel Trust Fund—					
Salaries	\$	\$	\$	\$	\$ 1,161,234.43
Other Personal Services	960,640.92
Expenses	400,491.06
Special Categories—Payment of Awards	165,060.00
Operating Capital Outlay	59,055.54
FCO—Improvement to Laboratory	14,465.00
Refunds	7,771.26
Transfers	255,908.54
Transfers to General Revenue— Chapter 71-129 Laws of Florida	4,584,360.26
Investments	1,000,000.00
Reissues	261.32
Certifications Forward	568,219.52
Total Pari-Mutuel Trust Fund	\$	\$	\$	\$	\$ 9,438,700.27
Pari-Mutuel Tax Collection Trust Fund—					
Transfers to General Revenue— Chapter 71-129 Laws of Florida	\$	\$	\$	\$	\$ 19,815,030.84
Aid to Counties	29,915,500.00
Service Charge to General Revenue	2,027,483.19
Total Pari-Mutuel Tax Collection Trust Fund	\$	\$	\$	\$	\$ 51,758,014.03
Florida Thoroughbred Breeders Promotional Trust Fund—Awards					
Service Charge to General Revenue	\$ 2,260,111.01
Total Florida Thoroughbred Breeders Promotional Trust Fund	\$	\$	\$	\$	\$ 2,348,611.86
Research Trust Fund—					
Service Charge to General Revenue	\$	\$	\$	\$	\$ 111.80
Total Research Trust Fund	\$	\$	\$	\$	\$ 111.80

ANNUAL DISTRIBUTION TO EACH OF 67 COUNTIES

1931-1932	\$ 9,226.23	1942-1943	\$ 13,800.00	1953-1954	\$ 125,100.00	1964-1965	\$ 262,500.00	1975-1976	\$ 446,500.00
1932-1933	10,461.20	1943-1944	68,700.00	1954-1955	127,200.00	1965-1966	290,000.00	1976-1977	446,500.00
1933-1934	12,825.80	1944-1945	33,000.00	1955-1956	165,000.00	1966-1967	295,000.00	1977-1978	446,500.00
1934-1935	19,702.60	1945-1946	98,000.00	1956-1957	175,000.00	1967-1968	319,000.00	1978-1979	446,500.00 ¹
1935-1936	16,794.09	1946-1947	90,900.00	1957-1958	171,000.00	1968-1969	370,000.00	1979-1980	446,500.00 ²
1936-1937	24,199.88	1947-1948	83,867.67	1958-1959	178,300.00	1969-1970	412,000.00	1980-1981	446,500.00
1937-1938	26,251.16	1948-1949	82,400.00	1959-1960	188,700.00	1970-1971	446,500.00		
1938-1939	26,863.76	1949-1950	82,400.00	1960-1961	187,600.00	1971-1972	446,500.00		
1939-1940	31,562.98	1950-1951	92,500.00	1961-1962	201,800.00	1972-1973	446,500.00		
1940-1941	33,100.00	1951-1952	112,000.00	1962-1963	206,800.00	1973-1974	446,500.00		
1941-1942	31,792.93	1952-1953	122,800.00	1963-1964	234,000.00	1974-1975	446,500.00		
								Total	\$ 9,943,448.30

¹In the fiscal year 1978-79, all counties received \$446,500.00 each with the exception of Alachua County which received \$428,500.00 due to a pending legal opinion.

²In the fiscal year 1979-80, all counties received \$446,500.00 each with the exception of Alachua County which received \$464,500.00 due to an \$18,000.00 distribution that was certified from the previous fiscal year.

DISBURSEMENTS, BY DEPARTMENT AND DIVISION, FROM GENERAL REVENUE REFUND OF OVERPAYMENT OF TAXES ACCOUNT

GENERAL REVENUE UNALLOCATED				
Refunds	\$	62,326.12	PUBLIC SERVICE COMMISSION	
JUDICIAL BRANCH			Miscellaneous Revenue	\$ 181.89
Public Defender Division			CORRECTIONS, DEPARTMENT OF	
Fees		7.50	Office of the Secretary and Office	
Miscellaneous Revenue		802.67	of Budget	
Refunds		40.00	Refunds	6,154.28
County Courts			Major Institutions—Glades Correctional	
Refunds		60.00	Institution	
LEGAL AFFAIRS, DEPARTMENT OF AND			Perquisites	103.50
ATTORNEY GENERAL			Major Institutions—Union Correctional	
Other Non-Operating Receipts		36.36	Institution	
BANKING AND FINANCE, DEPARTMENT OF			Refund	11.76
AND COMPTROLLER			Probation and Parole Commission	
Division of Securities			Refund	76.16
Fees		45,241.04	REVENUE, DEPARTMENT OF	
Miscellaneous Revenue		5.00	Office of the Executive Director	
STATE, DEPARTMENT OF AND			and Division of Administration	
SECRETARY OF STATE			Taxes	591.55
Division of Elections			Division of Collection and Enforcement	
Fees—Certification		243.50	Fees—Sales and Use Tax Registration	975.00
Taxes—Commission Tax		2,060.00	Licenses—Special Motor Fuel	45.00
Miscellaneous Revenue		52.50	Taxes—Sales and Use Tax	10,830,701.30
Division of Corporations			Refunds	42,086.93
Fees—Filing		1,139.00	Fee—Gasoline Dealers	13,025.00
Taxes—Charter		4,981.10	Licenses—Gasoline Dealers	
Miscellaneous Revenue		1,829.57	Distributors	5.00
Fees—Limited Partnerships		12,011.08	Taxes—Corporate Income Tax	24,592,407.66
Fees—Non-Profit Corporation		814.75	Licenses—Gasoline Dealers	
Taxes—Corporation Privilege		50.00	Taxes—Estate Tax	110.00
Miscellaneous Revenue—Uniform Commercial Code		143.75	Taxes—Documentary Tax	1,833,694.54
Fees—Uniform Commercial Code		4,895.98	NATURAL RESOURCES, DEPARTMENT OF	218,255.42
Division of License			Office of Executive Director and	
License—Private Employment Agency		3,245.50	Division of Administrative Services	
Miscellaneous Revenue—License		410.00	Fees—Oil Account	30.00
License—Private Investigative Agency		10.00	Division of State Lands	
Fees—Private Investigative Agency		275.00	Fees	88,348.80
Fees—Private Employment Agency		322.50	Miscellaneous Revenue	11.90
Fees—Charitable Solicitations			Land Sales	100.00
COMMERCE, DEPARTMENT OF			Division	
Division of Tourism			Transfers	2,500.00
Miscellaneous Revenue		75.00	Division of Law Enforcement	
Refunds		800.00	Miscellaneous Revenue	1,112.00
EDUCATION, DEPARTMENT OF AND			Refunds	42.20
COMMISSIONER OF EDUCATION			Land Sales or Leases	77.00
Office of the Deputy Commissioner			Division of Resource Management	
for Special Programs			Miscellaneous Revenue	2.60
License		900.00	HIGHWAY SAFETY AND MOTOR VEHICLES,	
BUSINESS REGULATION, DEPARTMENT OF			DEPARTMENT OF	
Division of Beverage			Division of the Florida Highway Patrol	
Taxes—Beverage		3,670.10	Fees—Motor Vehicle Inspection	1,213.20
Refunds		567,463.98	Division of Drivers' Licenses	
Division of General Regulations			Driver Education Fees	229.50
Fees—Collection Agency Fees		290.00	Drivers License	661.25
Miscellaneous Revenue		10.00	Miscellaneous Revenue	4,337.24
Licenses—Collection Agency		440.00	Driver Examination Fees	2,475.50
ENVIRONMENTAL REGULATION, DEPARTMENT OF			Miscellaneous Revenue	75.60
Fees		7,955.00	Division of Motor Vehicles	
Miscellaneous Revenue		9.00	Fees—Auto Title and Lien	117,673.46
Refunds		29.98	Licenses—Motor Vehicles	2,304,820.62
HEALTH AND REHABILITATIVE SERVICES,			Miscellaneous Revenue	47,839.53
DEPARTMENT OF			Fees—Mobile Home Seal	18,721.00
Service Delivery Management and Support Services			Licenses—Motor Vehicle Dealer	11,000.00
Refunds		5,345.29	Taxes	
Youth Services			Licenses—Mobile Home	17,553.33
Prerequisites		185.69	Fees—Motor Vehicle Inspection	78,756.20
Mental Health Services			INSURANCE, DEPARTMENT OF AND TREASURER	
Miscellaneous Revenue		4,985.11	Division of Insurance Consumer Services	
Perquisites		95.00	Licenses	72,352.13
Retardation Services			Division of Treasury	
Refunds		39.68	Interest—Deposits	9,476.45
Social and Economic Services			TOTAL	\$41,062,073.95
Miscellaneous Revenue		4,996.42		
Health Services				
Repayment of Loans		515.38		
Office of the Assistant Secretary				
For Operations				
Fees		4,753.90		
Licenses		667.00		
Taxes		10.00		

OBJECT CLASSIFICATION OF EXPENDITURES

Object Code	CLASSIFICATION	General Revenue Fund	Trust Fund	Working Capital Fund	Federal Revenue Sharing Fund	Total Expenditures
Personal Services						
1100	Salaries and Wages	\$ 874,816,599.50	\$ 585,930,366.13	\$	\$	\$1,460,746,965.63
1200	Other Personal Services—Individuals	43,000,289.08	58,551,417.34	101,551,706.42
1300	Other Personal Services—Other	20,442,075.91	71,097,213.63	91,539,289.54
1500	Retirement and Social Security Matching	143,349,719.94	86,136,554.56	229,486,274.50
1600	State Health Insurance Contributions	16,937,901.99	11,638,670.51	28,576,572.50
1700	State Life Insurance Matching	1,450,794.30	1,155,964.21	2,606,758.51
1800	State Disability Insurance Contributions	58,032.34	47,834.25	105,866.59
Contractual Services						
2100	Advertising Florida	4,214,587.97	19,819,223.14	24,033,811.11
2200	Communication and Transportation	28,067,794.62	42,581,572.41	70,649,367.03
2300	Printing and Reproduction Services	9,141,358.87	7,356,105.38	16,497,464.25
2400	Repairs and Maintenance	17,589,734.16	14,067,260.76	31,656,994.92
2500	Care and Subsistence	246,928,361.60	658,252,578.84	905,180,940.44
2600	Travel	27,118,497.67	32,047,257.41	59,165,755.08
2700	Utilities	41,992,883.88	27,148,574.24	69,141,458.12
2800	Employee Moving Expense	166,424.84	185,796.79	352,221.63
2900	Other Contractual Services	65,308,728.99	83,900,229.31	149,208,958.30
Materials and Supplies						
3100	Bedding and Other Textile Products	4,568,297.23	824,415.57	5,392,712.80
3200	Building and Construction Supplies	2,794,634.35	11,289,981.97	14,084,616.32
3300	Purchases for Resale	69,234.75	29,551,276.96	29,620,511.71
3400	Educational, Medical and Agricultural Supplies	14,820,496.60	19,291,671.84	34,112,168.44
3500	Food Products	20,846,427.33	2,962,231.39	23,808,658.72
3600	Maintenance and Heating Supplies	15,493,552.91	10,896,615.16	26,390,168.07
3700	Motor Fuels and Lubricants	10,530,716.01	12,496,150.41	23,026,866.42
3800	Office Materials and Supplies	9,351,727.61	7,423,389.32	16,780,116.93
3900	Other Materials and Supplies	5,479,936.39	2,859,881.21	8,339,817.60
Current Charges and Obligations						
4100	Insurance and Surety Bonds	6,490,419.85	7,907,410.60	14,397,830.45
4200	Pensions and Benefits	18,642,256.82	466,518,198.77	485,160,455.59
4300	Rental of Buildings	13,334,308.27	19,520,896.89	32,855,205.16
4400	Rental of Equipment	8,137,339.96	15,755,613.52	23,892,953.48
4900	Other Current Charges and Obligations	87,373,301.99	38,157,226.82	1,236.00	125,531,764.81
Capital Outlay						
5100	Books	12,598,766.85	810,597.99	13,409,364.84
5200	Buildings and Fixed Equipment	71,500,894.44	49,903,963.02	6,794.65	121,411,652.11
5300	Educational, Medical and Agricultural Equipment	13,900,272.95	9,631,602.83	23,531,875.78
5400	Motor Vehicles—Passenger	7,732,906.33	8,782,375.47	16,515,281.80
5500	Motor Vehicles—Other	861,878.82	2,333,596.44	3,195,475.26
5600	Office Furniture and Equipment	12,207,987.57	8,690,113.34	20,898,100.91
5700	Land	2,483,507.71	74,745,794.69	77,229,302.40
5800	Other Structures and Improvements	1,859,356.88	547,644,598.15	549,503,955.03
5900	Other Capital Outlay	8,506,238.98	11,458,802.21	19,965,041.19
Debt Service						
6100	Interest on Debt	9,736,682.96	9,316,780.56	19,053,463.52
6200	Principal	1,934,379.02	1,934,379.02
6300	Loans	34,135.00	34,135.00
6400	Fiscal Agents and Other Fees	5,950,168.37	1,716.59	5,951,884.96
6900	Other Debt Service	21.72	52,423.89	52,445.61
Grants, Subsidies and Contributions						
7100	Aids to Municipalities	37,884.95	234,741,724.24	234,779,609.19
7200	Aids to Counties—Educational	1,981,620,517.04	586,078,205.15	72,854,803.00	39,000,441.43	2,679,553,966.62
7300	Aids to Counties—Other	14,289,626.72	395,285,093.93	409,574,720.65
7400	Other Educational Aids	26,572,682.71	7,229,293.28	33,801,975.99
7900	Other Grants, Subsidies and Contributions	64,210,967.88	193,592,080.64	257,803,048.52
Non-Operating						
8100	Distributions and Transfers	124,270,843.02	2,529,387,381.06	27,671,253.00	2,681,329,477.08
8200	Other Distributions	1,355,244,918.41	1,355,244,918.41
8300	Investments—Cost	1,998,259,651.48	66,400,000.00	34,016,532.07	2,098,676,183.55
8400	Investments—Accrued Interest	5,045,365.26	5,045,365.26
8500	Proceeds of Bonds	40,442,712.39	40,442,712.39
8600	Refunds	41,233,049.19	90,939,344.18	132,172,393.37
8700	Revolving and Working Funds	1,155,060.43	50,200.00	1,205,260.43
8900	Other Non-Operating	28,644,667.44	61,536,570.24	90,181,237.68
9900	Disbursement Journal Transfers	56,349,140.68	58,199,903.31	(1,850,762.63)
Total Expenditures		<u>4,244,239,559.37</u>	<u>10,510,350,095.49</u>	<u>166,926,056.00</u>	<u>73,025,004.15</u>	<u>14,994,540,715.01</u>

WORKING CAPITAL FUND
Changes in Cash Balance
for Fiscal Year Ended June 30, 1981

Balance July 1, 1980	\$	-0-
Receipts		<u>\$167,072,547.45</u>
Total Available		\$167,072,547.45
Disbursements		<u>\$166,926,056.00</u>
Balance June 30, 1981	\$	<u>146,491.45</u>

FEDERAL REVENUE SHARING FUND
Changes in Cash Balance
for Fiscal Year Ended June 30, 1981

Balance July 1, 1980	\$	43,918.76
RECEIPTS:		
From United States Government	\$	34,015,256.00
Sale of Investments		38,987,640.23
Cancellation		<u>-0-</u>
Total Receipts		<u>\$ 73,002,896.23</u>
Total Available		\$ 73,046,814.99
DISBURSEMENTS		
Direct Aid to Counties	\$	39,001,677.43
Fixed Capital Outlay Projects		6,794.65
Investments		<u>34,016,532.07</u>
Total Disbursements		<u>\$ 73,025,004.15</u>
Balance June 30, 1981	\$	<u>21,810.84</u>

ALPHABETICAL INDEX OF DEPARTMENTS AND DIVISIONS

Name of Department or Division	Dept. or Div. No.	Name of Department or Division	Dept. or Div. No.
ADMINISTRATION, DEPARTMENT OF	510-519	VETERAN AND COMMUNITY AFFAIRS, DEPARTMENT OF	520-529
Divisions:		Divisions:	
Office of the Secretary	510	Office of the Secretary	520
Budget	511	Community Services	521
State Planning	512-513	Disaster Preparedness	523
Administrative Hearings	514	Veterans Affairs	524
Personnel	515	Technical Assistance	525
Retirement	516	Training and Professional Development	526
Commission on Human Relations	518	Public Safety & Planning Assistance	527
Human Resource Management	519	Local Resource Management	528
		Florida Housing Finance	529
AGRICULTURE AND CONSUMER SERVICES, DEPARTMENT OF AND COMMISSIONER OF AGRICULTURE	420-435	CORRECTIONS, DEPARTMENT OF	700-706
Divisions:		Divisions:	
Office of the Commissioner and Division of Administration	420	Office of the Secretary and Office of Management and Budget	700
Inspection	421	Office of the Assistant Secretary for Programs	701
Standards	422	Office of the Assistant Secretary for Operations and Regional Administration	702
Chemistry	423	Major Institutions	703
Dairy Industry	424	Community Facilities and Road Prisons	704
Marketing	425	Probation and Parole Services	705
Fruit and Vegetable Inspection	426	Community Facilities and Road Prisons	706
Animal Industry	427		
Plant Industry	428	EDUCATION, DEPARTMENT OF AND COMMISSIONER OF EDUCATION	481-499
Fruit and Vegetable Inspection and Marketing (Citrus Inspection)	429	Divisions:	
Administration (General Inspection)	430	Office of the Deputy Commissioner for Educational Management	481
Marketing (Market Improvements)	431	Office of the Deputy Commissioner for Administration	482
Marketing (Security Deposit)	432	Office of the Deputy Commissioner for Special Programs	483
Forestry	434	Public Schools	484
Consumer Services	435	Vocational Education	485
		Community Colleges	486
BANKING AND FINANCE, DEPARTMENT OF AND COMPTROLLER	440-444	Blind Services	487
Divisions:		Projects, Contracts and Grants	488
Office of the Comptroller and Division of Administration	440	Florida School for the Deaf and Blind	489
Accounting and Auditing	441	Universities:	
Banking	442	Educational and General Activities	490
Finance	443	University of Florida	491
Securities	444	Florida State University	492
		Florida Agricultural and Mechanical University	493
BUSINESS REGULATION, DEPARTMENT OF	530-536	University of Central Florida	494
Divisions:		University of South Florida	495
Office of Secretary	530	Florida Atlantic University	496
Pari-Mutuel Wagering	531	University of West Florida	497
Hotels and Restaurants	532	Florida International University	498
Florida Land Sales and Condominiums	533	University of North Florida	499
Alcoholic Beverages and Tobacco	534		
General Regulation	535	ENVIRONMENTAL REGULATION, DEPARTMENT OF	560
State Mobile Home Tenant-Landlord Commission	536		
		ETHICS, COMMISSION ON	640
CITRUS, DEPARTMENT OF	570		
COMMERCE, DEPARTMENT OF	471-473	GAME AND FRESH WATER FISH COMMISSION	770-774
Divisions:		Divisions:	
Office of the Secretary and Administrative Services	471	Office of Executive Director and Division of Administrative Services	770-771
Tourism	472	Law Enforcement	772
Economic Development	473	Wildlife	773
		Fisheries	774
COMMISSIONERS FOR THE PROMOTION OF UNIFORMITY OF LEGISLATION IN THE UNITED STATES	880		

ALPHABETICAL INDEX OF DEPARTMENTS AND DIVISIONS (Continued)

Name of Department or Division	Dept. or Div. No.	Name of Department or Division	Dept. or Div. No.
GENERAL SERVICES, DEPARTMENT OF	720-729	Insurance Rating	807
Divisions:		Insurance Consumer Services	
Office of the Executive Director and Division of		(Agents & Solicitors License)	815
Administration	720	Hospital Containment	816
Security	721	State Fire Marshall, Bureau of Standards	817
Purchasing	722	Risk Management	818
Electronic Data Processing	723	Treasury	819
Building Construction and Property			
Management—Operating	724	INTERNAL IMPROVEMENT TRUST FUND,	
Building Construction and Property		BOARD OF TRUSTEES OF	750
Management—Fixed Capital Outlay	725		
Motor Pool	726	JUDICIAL BRANCH	210-265
Surplus Property	727	Divisions:	
Bond Finance	728	Supreme Court	210
Communications	729	First District Court of Appeal	211
		Second District Court of Appeal	212
GOVERNOR, EXECUTIVE OFFICE OF THE	310-313	Third District Court of Appeal	213
Divisions:		Fourth & Fifth District Court of Appeal	214
General Office	310	State Attorneys	215
Operation of the Governor's Mansion	311	Public Defenders	216
Office of the Prosecution Coordination and the		Administered Funds	217
Council for the Prosecution of Organized Crime	312	Circuit Courts	261
Administered Funds	313	Judicial Administrative Commission	262
		County Courts	263
		Judicial Qualifications Commission	264
		Judicial Council	265
HEALTH AND REHABILITATIVE SERVICES,			
DEPARTMENT OF	590-605	LABOR AND EMPLOYMENT SECURITY,	
Divisions:		DEPARTMENT OF	540-545
Service Delivery Management and Support Services	590	Divisions:	
District Administration	591	Offices of the Secretary and	
Children's Medical Services	592	Administrative Services	540
Aging and Adult Services	593	Labor	541
Youth Services	594	Employment Security	542
Mental Health Services	595	Workers Compensation	545
Retardation Services	596		
Vocational Rehabilitative Services	597	LAW ENFORCEMENT, DEPARTMENT OF	710-714
Social and Economic Services	598	Divisions:	
Health Services	599	Office of the Executive Director	
Office of the Secretary	600	and Division of Staff Services	710
Office of the Assistant Secretary for		Local Law Enforcement	711
Administrative Services	601	Criminal Investigations	712
Office of the Assistant Secretary for Programs	602	Standards and Training	713
Office of the Assistant Secretary for Operations	603	Criminal Justice Information System	714
Crimes Compensation Commission	604		
Medicaid Services	605	LEGAL AFFAIRS, DEPARTMENT OF	
		AND ATTORNEY GENERAL	410
HIGHWAY SAFETY AND MOTOR VEHICLES,			
DEPARTMENT OF	760-763	LEGISLATIVE BRANCH	110-114
Divisions:		Divisions:	
Office of Executive Director and Division of		Legislature	110
Administrative Services	760	Auditor General	114
Florida Highway Patrol	761		
Driver's Licenses	762	MILITARY AFFAIRS, DEPARTMENT OF	620
Motor Vehicles	763		
		NATURAL RESOURCES, DEPARTMENT OF	740-747
INSURANCE, DEPARTMENT OF AND TREASURER	800-819	Divisions:	
Divisions:		Office of Executive Director and	
Office of Treasurer and Division of		Division of Administrative Services	740
Administration	800	Environmental Research and Protection	741
State Fire Marshall	801	Marine Resources	742
Insurance Fraud	802	Recreation and Parks	745
Rehabilitation & Liquidation	803	Law Enforcement	746
Insurance Company Regulation	804	Resource Management	747
Insurance Consumer Services	805		
Liquified Petroleum Gas	806		

ALPHABETICAL INDEX OF DEPARTMENTS AND DIVISIONS (Continued)

Name of Department or Division	Dept. or Div. No.	Name of Department or Division	Dept. or Div. No.
PAROLE AND PROBATION COMMISSION	780	STATE, DEPARTMENT OF AND	
PROFESSIONAL AND OCCUPATIONAL		SECRETARY OF STATE	450-456
REGULATION, DEPARTMENT OF	580-583	Divisions:	
Divisions:		Office of the Secretary and Division of	
Office of the Secretary and Division of		Administrative Services	450
General Services	580	Elections	451
Consolidated Regulatory Boards	581	Archives, History and Records Management	452
Professions	582	Corporations	453
Occupations	583	Library Services	454
PUBLIC SERVICE COMMISSION	610	Cultural Affairs	455
RELIEF ACTS	850	Licensing	456
REPLACEMENT TRUST FUNDS	800	TRANSPORTATION, DEPARTMENT OF	550-557
REVENUE, DEPARTMENT OF	730-736	Divisions:	
Divisions:		Office of the Secretary and Division of Administration	550
Office of the Executive Director and		Public Transportation Operations	551
Division of Administration	730	Planning and Programming	552
Miscellaneous Tax	731	Road Operations	553-554
Ad Valorem Tax	732	Burns Data Center	555
Corporate Estate and Intangible Tax	733	Centralized Mobile Equipment and Warehouse Operations	556
Sales and Use Tax	734	Public Transportation Operations	557
Audits	735	WORKING CAPITAL FUND	990
Collection and Enforcement	736		