


ANNUAL REPORT of the **COMPTROLLER**



Fiscal Year 1979-80
Gerald A. Lewis, Comptroller
OFFICE of FLORIDA



F351.728
C738

NOTICE

In compliance with Chapter 283.28, Florida Statutes, relating to the annual purging of mailing lists, it is requested that you execute the attached card and return it to this office promptly.

If no reply is received, your name will be removed from the mailing list.

GERALD A. LEWIS
Comptroller of Florida

Please send the: "1980-81 Annual Report of the Comptroller"

(Please print name and address)

Name _____
(Individual, Organization, Business or Firm)

Address _____
Street, P. O. Box or RFD Number

_____ City State Zip Code

Attention of: _____

Requested by: _____
Signature

Date _____

Place
Stamp
Here

GERALD A. LEWIS
COMPTROLLER OF FLORIDA
THE CAPITOL
TALLAHASSEE, FLORIDA 32301

ATTN: Public Information

**ANNUAL
REPORT
of the
COMPTROLLER**

**For the Fiscal Year Ended
June 30, 1980**

STATE OF FLORIDA



GERALD A. LEWIS
COMPTROLLER OF FLORIDA

OFFICE OF COMPTROLLER STATE OF FLORIDA

TALLAHASSEE
32301

November 30, 1980

The Honorable D. Robert Graham
Governor
State of Florida
Tallahassee, Florida

Dear Governor Graham:

Pursuant to the provisions of Chapters 17 and 20, Florida Statutes, and other statutory requirements, I am transmitting herewith the Annual Report of the Comptroller's Office for the fiscal year ended June 30, 1980.

Respectfully submitted,

GERALD A. LEWIS
Comptroller of Florida



GERALD A. LEWIS
COMPTROLLER OF FLORIDA

OFFICE OF COMPTROLLER STATE OF FLORIDA

TALLAHASSEE
32301

November 30, 1980

AUDITOR'S CERTIFICATE


The Honorable Gerald A. Lewis
Comptroller of Florida
The Capitol
Tallahassee, Florida

Dear Comptroller Lewis:

Attached is a report of the financial transactions of the boards, departments, agencies, and institutions of the State of Florida for the fiscal year ended June 30, 1980. This report has been prepared from information contained in the records of the Comptroller's Office, and has been reconciled with the State Treasurer.

This will certify that Exhibits A to E, inclusive with the supporting Schedules, correctly reflect the receipts of record, disbursements, and balances of the funds, accounts and appropriations of the State of Florida for the period stated.

Respectfully submitted,


Thomas G. Clemons, Director
Division of Accounting
and Auditing

FOREWORD

Section 215.32, Florida Statutes, provides that financial operations of the State of Florida covering all receipts and expenditures be maintained through the use of four funds, namely:

General Revenue—

(a) *The General Revenue Fund shall consist of all moneys received by the State from every source whatsoever, except as provided in paragraphs (b) and (c) of this subsection. Said moneys shall be expended pursuant to general revenue fund appropriations acts or transferred as provided in paragraph (c) of this subsection.*

Trust—

(b) 1. *The trust funds shall consist of moneys received by the state which under law or under trust agreement are segregated for a purpose authorized by law. The administration commission of the Department of Administration shall have the power and authority to approve the establishment of any trust fund it deems necessary to preserve the integrity of any moneys received or collected by a state agency for a specific use or purpose authorized by law. The state agency, receiving or collecting such moneys shall be responsible for their proper expenditure as provided by law.*

Working Capital—

(c) *The Working Capital Fund shall consist of an amount not more than ten percent of the amount of net revenue of the general revenue fund for the preceding fiscal year which accrues from moneys in the general revenue fund which are in excess of the amount needed to meet the general revenue fund appropriation acts as determined by the Executive Office of the Governor. Said moneys are hereby appropriated for transfer to the general revenue fund whenever it is determined by the administration commission that revenue collections in the general revenue fund will be less than the estimated amount recommended to the legislature by the Executive Office of the Governor during the same fiscal year and when the Administration Commission determines, after consultation with the Legislative Appropriations Committees, that it would be more prudent to transfer the Working Capital Funds than to reduce agency operating budgets pursuant to Section 216.221. When not required to meet general revenue fund appropriations, said moneys shall be used as a revolving fund for transfers as provided by Section 215.18, and when the Comptroller determines that said moneys are not needed for either type of transfer, they may be temporarily invested as provided in Sections 215.44-215.53.*

Federal Revenue Sharing—

(d) *The Federal Revenue Sharing Fund shall consist of all moneys received by the state from the Federal Revenue Sharing Act. Said funds shall be expended pursuant to appropriation acts or as otherwise provided for by law.*

Unless otherwise provided by law, the disbursement of moneys from all four funds will, in accordance with Chapter 216, Florida Statutes, be subject to approval of the Administration Commission, Executive Office of the Governor. The Administration Commission is composed of the Governor, Comptroller, Treasurer, Attorney General, Secretary of State, Commissioner of Agriculture, and Commissioner of Education.

Chapter 17, Florida Statutes, provided the Comptroller shall, as the State's disbursing officer:

"examine, audit, adjust and settle the accounts of all the officers of this state," and "may prescribe the forms of all papers, vouchers, reports, and returns, and the manner of keeping the accounts and papers to be used by the officers of this state." The comptroller shall also "erase from any original account all items disallowed by him."

As provided by Section 215.01, Florida Statutes, for a fiscal year beginning on the first day of July and ending on the thirtieth day of June the following year, all exhibits, schedules or statements shown in this report cover the period July 1, 1979 to June 30, 1980 unless otherwise indicated.


Additional information on financial requirements insofar as receipts, disbursements, or any transaction affecting a State account are concerned may be obtained from Chapter 3A, Florida Administrative Code.

Published by the Comptroller of Florida

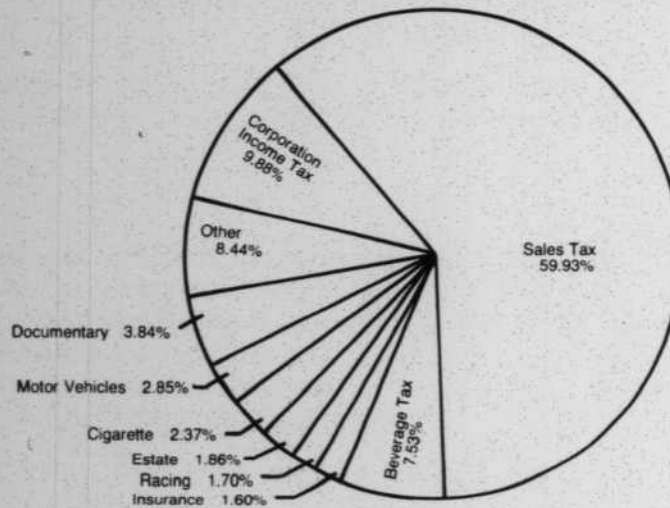
This public document was promulgated at an annual cost of \$40,484.91 or \$46.01 per copy in compliance with statutory requirements.

TABLE OF CONTENTS

	Page No.
Revenue from the Florida Tax Dollar to the General Revenue Fund	8
Expenditures of the Florida Tax Dollar from the General Revenue Fund	9
 EXHIBITS:	
A—Comparison of Receipts by Source, Disbursements by Function and Balances for Ten-Year Period July 1, 1970 to June 30, 1980	10
B—Receipts, Disbursements and Balances by Fund and Receipts by Source	15
C—Abstract of Funded Accounts	16
D—Abstract of General Revenue Appropriations	48
E—Disbursements by Fund, Division and Department	172
 SCHEDULES:	
Schedule 1 of Exhibit B—Receipts by Fund, Department and Source	182
Schedule 2 of Exhibit B—Revenue to the General Revenue Fund by Months	252
Schedule 1 of Exhibit D—Disbursements from the General Revenue Fund by Department/Division and Function for the Five-Year Period July 1, 1975 Through June 30, 1980	254
Schedule 1 of Exhibit E—Statement of Functional Disbursements by Departments, Appropriations and Accounts	262
 STATISTICS	
REVENUE STATEMENTS:	
Sales and Use Tax Collections	518
Gasoline and Special Fuel Tax Collections by Counties	520
Gasoline and Special Fuel Tax Allocations	521
Collections By or Within Counties of Major Sources of Revenue	522
 DISTRIBUTIONS TO COUNTIES AND MUNICIPALITIES:	
Distribution to School Districts from Educational Programs	524
Distribution to Counties from Other State Sources	526
Statement of Direct Assistance	529
Distribution of Pari-Mutuel Wagering Funds to Counties	530
Distribution to Municipalities	531
 MISCELLANEOUS STATEMENTS:	
Combined Balance Sheet—All Funds	538
Combined Changes in Fund Balances/Retained Earnings—All Funds	540
Unemployment Compensation Account with the United States Treasury	542
Statement of Investments	542
Retirement Systems, Pensions and Relief Acts	543
Comparison of Pari-Mutuel Wagering Receipts and Disbursements for the Five-Year Period July 1, 1975 to June 30, 1980	544
Disbursements by Department and Division from Refund of Overpayment of Taxes Account	545
Object Classification of Expenditures	546
Working Capital Fund—Changes in Fund Balance	547
Federal Revenue Sharing Fund—Changes in Fund Balance	547
 ALPHABETICAL INDEX OF DEPARTMENTS	 548



REVENUE FROM THE FLORIDA TAX DOLLAR TO THE GENERAL REVENUE FUND

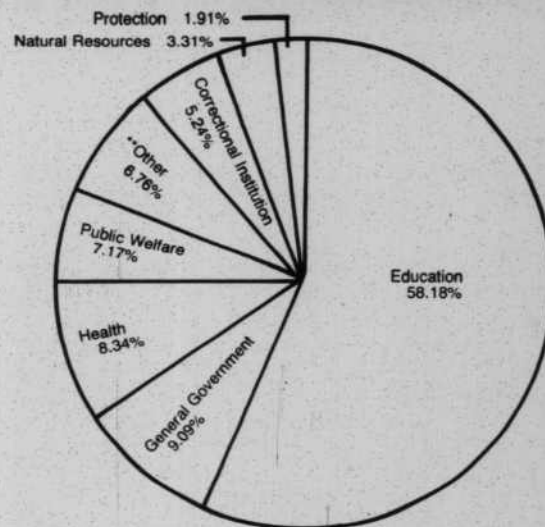


1979-80

Source	1975-1976	1976-1977	1977-1978	1978-1979	1979-1980
SALES AND USE TAXES	\$1,254,085,578	\$1,398,589,631	\$1,644,746,777	\$1,946,982,772	\$2,252,113,698
Percent Increase/Decrease over Previous Year	4.55%	11.52%	17.60%	18.38%	15.67%
Percent of Total Revenue	57.36%	56.42%	58.64%	59.94%	59.93%
BEVERAGE TAX	180,713,623	187,075,225	245,541,515	268,850,933	283,008,443
Percent Increase/Decrease over Previous Year	4.37%	3.52%	31.25%	9.49%	5.27%
Percent of Total Revenue	8.26%	7.55%	8.75%	8.28%	7.53%
MOTOR VEHICLE LICENSES AND FEES	137,329,031	210,656,707	87,419,414	93,437,814	107,087,102
Percent Increase/Decrease over Previous Year	3.52%	53.40%	(58.50%)	6.88%	14.61%
Percent of Total Revenue	6.28%	8.50%	3.12%	2.88%	2.85%
DOCUMENTARY STAMP TAX	68,794,507	82,718,967	108,157,600	134,193,017	144,306,466 ²
Percent Increase/Decrease over Previous Year	9.11%	20.24%	30.75%	24.07%	7.54%
Percent of Total Revenue	3.15%	3.34%	3.86%	4.13%	3.84%
INSURANCE PREMIUM TAXES	41,182,915	48,500,000	61,554,131	50,947,512	60,000,000
Percent Increase/Decrease over Previous Year	16.20%	17.77%	26.92%	(17.23%)	17.77%
Percent of Total Revenue	1.88%	1.96%	2.19%	1.56%	1.60%
PARI-MUTUEL WAGERING TAXES	50,269,587	53,097,161	56,200,672	67,733,555	63,806,066
Percent Increase/Decrease over Previous Year	2.65%	5.62%	5.84%	20.52%	(5.80%)
Percent of Total Revenue	2.30%	2.14%	2.01%	2.09%	1.70%
CIGARETTE TAXES	38,073,959	39,277,304	81,641,115	85,836,772	88,949,246%
Percent Increase/Decrease over Previous Year	3.85%	3.16%	107.86%	5.14%	3.63%
Percent of Total Revenue	1.74%	1.58%	2.91%	2.64%	2.37%
CORPORATION INCOME TAXES	180,739,954	194,199,431	256,189,174	314,408,877	371,404,856
Percent Increase/Decrease over Previous Year27%	7.45%	31.92%	22.73%	18.13%
Percent of Total Revenue	8.27%	7.83%	9.13%	9.68%	9.88%
ESTATE TAXES	37,945,358	49,319,425	45,815,887	55,908,081	69,910,067
Percent Increase/Decrease over Previous Year	10.65%	29.97%	(7.10%)	22.03%	25.04%
Percent of Total Revenue	1.74%	1.99%	1.63%	1.72%	1.86%
INTANGIBLE TAX¹	32,140,082	38,810,849	44,413,524
Percent Increase/Decrease over Previous Year	13.05%	20.76%	14.44%
Percent of Total Revenue	1.47%	1.57%	1.58%
OTHER REVENUE	165,252,253	176,565,251	173,218,482	230,190,382	317,272,285
Percent Increase/Decrease over Previous Year	(40.27%)	6.85%	(1.90%)	32.89%	37.83%
Percent of Total Revenue	7.55%	7.12%	6.18%	7.08%	8.44%
TOTAL REVENUE TO GENERAL REVENUE FUND	<u>\$2,186,526,847</u>	<u>\$2,478,809,951</u>	<u>\$2,804,898,291</u>	<u>\$3,248,489,715</u>	<u>\$3,757,858,229</u>
PERCENT INCREASE/DECREASE OVER PREVIOUS YEAR	<u>(1.02%)</u>	<u>13.37%</u>	<u>13.16%</u>	<u>15.81%</u>	<u>15.68%</u>

¹Intangible tax has been collected under a Trust Fund since 1978.
²Includes transfers of \$106,396,344.00.

*EXPENDITURES OF THE FLORIDA TAX DOLLAR FROM THE GENERAL REVENUE FUND



1979-80

Function	1975-1976	1976-1977	1977-1978	1978-1979	1979-1980
GENERAL GOVERNMENT	\$ 206,831,353	\$ 241,990,074	\$ 273,825,570	\$ 291,209,769	\$ 339,457,713
Percent Increase/Decrease over Previous Year	9.27%	17.00%	13.16%	6.35%	16.57%
Percent of Total Expenditures	8.89%	10.03%	10.40%	9.49%	9.09%
PROTECTION TO PERSONS AND PROPERTY	45,774,678	50,758,511	53,068,722	58,429,815	71,244,071
Percent Increase/Decrease over Previous Year	(15.57%)	10.89%	4.55%	10.10%	21.93%
Percent of Total Expenditures	1.97%	2.10%	2.02%	1.90%	1.91%
HOSPITALS, HEALTH AND SANITATION	208,948,662	211,679,143	233,728,126	259,846,292	311,222,150
Percent Increase/Decrease over Previous Year	1.35%	1.31%	10.42%	11.17%	19.77%
Percent of Total Expenditures	8.98%	8.77%	8.88%	8.47%	8.34%
DEVELOPMENT AND CONSERVATION OF NATURAL RESOURCES	83,754,962	83,870,791	94,643,518	109,601,809	123,590,959
Percent Increase/Decrease over Previous Year	(21.33%)	.14%	12.84%	15.80%	12.76%
Percent of Total Expenditures	3.60%	3.48%	3.60	3.57%	3.31%
HIGHWAYS¹	52,639,318	14,684,927	5,295,417	4,187,098	24,638,730
Percent Increase/Decrease over Previous Year	(56.16%)	(72.10%)	(63.94%)	(20.93%)	488.44%
Percent of Total Expenditures	2.26%	.61%	.20%	.14%	.66%
PUBLIC WELFARE	187,331,731	198,378,714	215,948,245	241,408,063	267,587,932
Percent Increase/Decrease over Previous Year	16.09%	5.90%	8.86%	11.79%	10.84%
Percent of Total Expenditures	8.05%	8.22%	8.20%	7.87%	7.17%
EDUCATION	1,367,828,225	1,439,799,642	1,575,957,968	1,753,160,307	2,172,490,981
Percent Increase/Decrease over Previous Year	(3.84%)	5.26%	9.46%	11.24%	23.92%
Percent of Total Expenditures	58.79%	59.66%	59.87%	57.15%	58.18%
PARKS, MONUMENTS AND MEMORIALS	544,276	158,168	9,880,077	17,739,968	15,335,065
Percent Increase/Decrease over Previous Year	(94.58%)	(70.94%)	6,146.57%	79.55%	13.56%
Percent of Total Expenditures02%	.01%	.38%	.58%	.41%
CORRECTIONAL INSTITUTIONS	131,566,816	137,553,045	144,050,206	180,104,238	195,792,293
Percent Increase/Decrease over Previous Year	6.14%	4.55%	4.72%	25.03%	8.71%
Percent of Total Expenditures	5.66%	5.70%	5.47%	5.87%	5.24%
RETIREMENTS, PENSIONS AND RELIEF ACTS	1,841,540	2,566,282	3,194,136	3,575,379	4,362,649
Percent Increase/Decrease over Previous Year	(41.02%)	39.36%	24.47%	11.94%	22.02%
Percent of Total Expenditures08%	.11%	.12%	.12%	.12%
OTHER	39,614,809 ²	31,778,237 ³	22,749,501	148,425,768 ⁴	208,111,914 ⁵
Percent Increase/Decrease over Previous Year	16.19%	(19.78%)	(28.41%)	522.44%	40.21%
Percent of Total Expenditures	1.70%	1.31%	.86%	4.84%	5.57%
TOTAL EXPENDITURES FROM THE GENERAL REVENUE FUND	<u>\$2,326,676,370</u>	<u>\$2,413,217,534</u>	<u>\$2,632,341,486</u>	<u>\$3,067,688,506</u>	<u>\$3,733,834,457</u>
PERCENT INCREASE/DECREASE OVER PREVIOUS YEAR	<u>(4.30%)</u>	<u>3.72%</u>	<u>9.08%</u>	<u>16.54%</u>	<u>21.71%</u>

¹Includes Capital Outlay Expenditures
²Includes Parks, Highways and Retirement Functions.

³Includes \$12,550,967.00 transfer to Working Capital Fund.
⁴Includes \$6,532,240.72 transfer to Working Capital Fund.
⁵Includes \$127,526,599.00 transfer to Working Capital Fund.
⁶Includes \$182,573,872.52 transfer to Working Capital Fund.

⁷Loans to Department of Transportation for advanced interstate construction.

COMPARISON OF RECEIPTS BY SOURCE, DISBURSEMENTS BY FUNCTION, AND BALANCES FOR TEN-YEAR PERIOD JULY 1, 1970 TO JUNE 30, 1980

Line No.	RECEIPTS BY SOURCE	1970-71	1971-72	1972-73
DIRECT REVENUE				
STATE TAXATION:				
1	General Inspection Fees and Licenses	\$ 14,415,349.69	\$ 8,832,183.68	\$ 9,474,563.76
2	Citrus Inspection Fees and Licenses		6,383,226.09	6,163,733.14
3	Capital Stock Tax (Repealed)	4,626,647.15	3,043,052.93	200,797.64
4	Corporation Privilege Tax		10,426,837.68	785,556.76
5	Corporation Charter Tax	1,032,824.44	1,142,854.55	1,903,946.01
6	Corporation Income Tax		27,873,659.44	147,708,344.09
7	Other Department of State Fees, Licenses and Taxes	2,201,564.63	4,090,511.50	4,097,562.85
8	Department of Insurance and Treasurer Fees, Licenses and Taxes	2,189,517.76	2,168,115.68	1,738,460.28
9	Utilities Tax	21,087,224.15	23,967,801.05	28,769,776.03
10	Educational Fees, Licenses and Taxes	10,529,939.12	16,515,721.42	24,806,508.05
11	Pari-Mutuel Wagering Fees, Licenses and Taxes	56,021,497.43	61,610,335.35	67,549,932.31
12	Cigarette Tax	122,086,986.59	146,287,591.71	160,062,334.17
13	Beverage Licenses and Taxes	130,802,886.49	150,273,918.09	165,897,096.72
14	Workmen's Compensation Tax	3,354,834.99	3,805,721.85	5,017,762.64
15	Workmen's Compensation Special Disability Tax	941,637.82	1,745,096.35	2,903,638.67
16	Unemployment Compensation Tax	40,233,588.94	49,613,103.03	62,535,709.39
17	Citrus Taxes	20,537,847.98	18,113,090.96	22,612,456.56
18	Professional and Occupational Regulatory Boards' Fees and Licenses	3,720,170.69	3,845,796.78	5,343,465.75
19	Occupational Licenses (Repealed)	3,744,845.68	3,982,653.22	34,883.50
20	Auto Road Tax	2,250,600.50	1,363,935.50	1,848,342.23
21	Gasoline Tax	232,941,403.54	287,981,552.93	325,297,347.86
22	Special Motor Fuel Tax	13,898,425.78	18,908,198.99	23,289,121.26
23	Oil and Gas Production Tax	571,020.62	1,027,142.87	4,909,609.99
24	Land Acquisition Tax	5,869,257.41	9,320,019.68	13,431,321.26
25	Insurance Premium Tax	43,019,744.49	39,864,426.07	42,678,482.33
26	Intangibles Tax	47,900,385.82	99,813,957.34	91,400,131.57
27	Documentary Stamp Tax	39,946,085.47	58,595,157.12	81,374,668.99
28	Estate Tax	18,411,393.45	31,341,393.45	32,883,563.45
29	Sales and Use Tax	715,190,908.22	875,767,558.57	1,041,145,003.04
30	Hunting and Fishing Licenses	4,445,076.60	4,535,276.13	5,019,667.25
31	Motor Vehicle and Mobile Home Licenses	119,794,724.13	133,632,098.07	150,191,527.85
32	Motor Vehicle Inspection Fees	2,227,235.70	1,967,740.30	2,097,921.30
33	Auto Title and Lien Fees	5,719,307.49	6,669,847.76	7,625,886.99
34	Driver Licenses and Fees	10,811,516.92	14,651,912.78	15,647,295.41
35	Other Fees, Licenses and Taxes	16,752,363.71	23,548,968.86	26,349,351.77
36	TOTAL STATE TAXATION	\$ 1,717,276,813.40	\$ 2,152,710,457.78	\$ 2,582,795,770.87
AIDS AND DONATIONS:				
37	Counties and Cities	\$ 13,373,753.68	\$ 15,890,029.37	\$ 17,854,294.77
38	U.S. Government	505,792,930.67	626,904,223.57	757,339,179.90
39	Other	11,606,567.84	12,566,123.19	14,732,363.43
40	TOTAL AIDS AND DONATIONS	\$ 530,773,252.19	\$ 655,360,376.13	\$ 789,925,838.10
OTHER DIRECT REVENUE:				
41	Miscellaneous Revenue	\$ 120,790,774.79	\$ 148,354,463.67	\$ 155,270,464.96
42	Earnings on Investments and Deposits	68,646,263.41	77,310,535.01	105,594,891.51
43	TOTAL OTHER DIRECT REVENUE	\$ 189,437,038.20	\$ 225,664,998.68	\$ 260,865,356.47
44	TOTAL DIRECT REVENUE	\$ 2,437,487,103.79	\$ 3,033,735,832.59	\$ 3,633,586,965.44
NON-OPERATING REVENUE				
45	RETIREMENT AND SOCIAL SECURITY CONTRIBUTIONS	\$ 149,224,285.86	\$ 381,242,112.58	\$ 433,907,415.95
NON-RECURRING REVENUE:				
46	Land Sales or Leases	\$ 1,384,017.32	\$ 3,319,405.31	\$ 2,838,581.06
47	Sale of Investments	400,703,817.53	417,241,324.00	719,154,425.05
48	Sale of Revenue Certificates—County Schools	7,800,000.00	7,155,000.00	13,985,000.00
49	Sale of Revenue Certificates—Other	39,450,000.00	112,482,672.77	92,134,926.33
50	U. C. Payments from Federal Trust Fund	47,572,000.00	47,865,000.00	37,395,000.00
51	Collections for Internal Revenue Service	65,783,134.44	77,093,896.52	98,083,791.12
52	Service Charges to General Revenue	11,844,978.16	12,347,548.32	17,046,607.98
53	Other Non-Recurring Revenue	205,060,329.72	83,058,246.17	100,957,088.68
54	TOTAL NON-RECURRING REVENUE	\$ 779,598,277.17	\$ 760,563,093.09	\$ 1,081,595,420.22
55	REFUNDS AND INTER-FUND TRANSFERS	\$ 627,979,207.75	\$ 870,093,182.44	\$ 1,483,953,284.82
56	TOTAL NON-OPERATING REVENUE	\$ 1,556,801,770.78	\$ 2,011,898,388.11	\$ 2,999,456,120.99
57	TOTAL REVENUE	\$ 3,994,288,874.57	\$ 5,045,634,220.70	\$ 6,633,043,086.43
BALANCES				
58	BEGINNING BALANCES	\$ 179,336,888.62	\$ 184,070,698.38	\$ 417,485,404.75
59	TOTAL REVENUE AND BALANCES	\$ 4,173,625,763.19	\$ 5,229,704,919.08	\$ 7,050,528,491.18

COMPARISON OF RECEIPTS BY SOURCE, DISBURSEMENTS BY FUNCTION, AND BALANCES FOR TEN-YEAR PERIOD JULY 1, 1970 TO JUNE 30, 1980

Line No.	DISBURSEMENTS BY FUNCTION	1970-71	1971-72	1972-73
OPERATING DISBURSEMENTS:				
1	General Government	\$ 80,388,545.12	\$ 108,828,710.65	\$ 142,411,731.06
2	Protection to Persons and Property	42,130,722.57	52,160,774.79	66,317,466.61
3	Hospitals, Health and Sanitation	133,112,081.88	136,181,351.65	177,596,381.44
4	Development and Conservation of Natural Resources	110,383,905.49	99,884,549.55	116,814,858.07
5	Highways	397,094,169.06	367,823,388.91	406,573,182.48
Public Welfare:				
6	Unemployment Compensation Benefits	57,816,835.24	54,520,759.17	43,297,431.20
7	Aids and Administration	303,043,061.60	351,742,437.65	436,621,821.51
Education:				
8	State Universities	273,905,826.00	321,480,815.82	366,913,871.25
9	Other	70,392,786.97	83,327,992.67	84,279,060.78
10	Parks, Monuments and Memorials	6,024,378.54	6,965,118.70	7,552,686.79
11	Correctional Institutions	44,212,636.77	58,370,523.04	82,671,707.38
12	Retirements, Pensions and Relief Acts	52,013,846.27	66,502,249.54	78,434,476.06
13	TOTAL OPERATING DISBURSEMENTS	\$ 1,570,518,795.51	\$ 1,707,788,672.14	\$ 2,009,484,674.63
AID TO CITIES:				
14	Revenue Sharing Trust Fund for Municipalities ¹	\$	\$	\$ 132,300,518.50
15	Local Government Additional Homestead Exemption
16	Municipal Financial Assistance Trust Fund	18,468,563.89
17	Cigarette Tax	68,207,331.95	81,611,475.44
18	Auto Mileage Tax (Common Carriers)	25,525.00	34,850.00
19	8th Cent Motor Fuel Tax	12,791,621.74
20	Beverage Licenses ²	2,704,260.78	2,825,316.47
21	Mobile Home Licenses	1,528,306.68
22	Municipal Firemen's Pension Fund	2,133,418.65	2,470,471.99
23	Municipal Police Officer's Retirement Fund	3,171,553.75	3,896,975.65
24	U. S. Emergency Government and Disaster Relief
25	Motor Fuel Tax
26	Other	266,134.00	168,556.78	250,487.54
27	TOTAL AID TO CITIES	\$ 73,803,963.35	\$ 103,678,212.38	\$ 155,373,193.08
AID TO COUNTIES				
28	Revenue Sharing Trust Fund for Counties ²	\$	\$	\$ 38,999,999.82
29	Local Government Additional Homestead Exemption
30	Oil and Gas Production Tax	106,707.57	201,179.34	981,922.60
31	Additional Gas Tax Pour-Over Trust Fund	42,751,151.16
32	Railroad and Telegraph Licenses	35,594.06
State Board of Administration:				
33	2 Cents Gas Tax	66,095,072.06	73,702,626.22	81,613,985.41
34	2 Cents Motor Fuel Tax	3,958,417.27	4,777,784.43	5,826,286.35
35	Auto Mileage Tax (Common Carriers)	1,034,269.55	1,250,991.72
36	7th Cent Gas Tax (80% transfer to D.O.T. for Counties) Direct to Counties	6,260,652.67	29,373,061.11	2,587,777.45
37	7th Cent Motor Fuel Tax (80% transfer to D.O.T. for Counties) Direct to Counties	371,169.89	1,941,256.16	219,416.97
38	8th Cent Motor Fuel Tax (to Counties)	7,241,761.21
39	Insurance Agents and Solicitors County Licenses	292,844.16	314,215.20	300,401.28
40	Pari-Mutuel Wagering Funds	29,915,500.00	29,915,500.00	29,915,500.00
41	Beverage Licenses ²	2,382,736.80	2,504,422.50
42	Cigarette Tax	4,965,581.28
43	Mosquito Control	2,475,000.00	2,475,000.00	2,475,000.00
44	Florida Educational Finance Program	719,554,288.33	745,491,989.36	719,847,143.46
45	Community Colleges Program Fund	125,535,756.47
46	Other School Aids	20,818,378.22
47	Other Aids	132,787,138.62	138,087,742.35	117,445,302.71
48	Library Grants
49	TOTAL AID TO COUNTIES	\$ 962,886,654.18	\$ 1,042,121,425.18	\$ 1,191,822,444.40
50	INVESTMENTS	\$ 449,231,988.65	\$ 757,816,124.06	\$ 1,093,358,904.59
51	COUNTY AND OTHER DEBT SERVICE	\$ 40,545,195.12	\$ 38,790,415.42	\$ 50,909,760.87
52	DISTRIBUTIONS TO U. S. TREASURER	\$ 220,043,279.12	\$ 281,230,808.38	\$ 354,326,743.59
53	REFUNDS, INTER-FUND TRANSFERS AND OTHER NON-OPERATING DISBURSEMENTS	\$ 672,525,188.88	\$ 880,793,856.77	\$ 1,536,435,612.77
54	TOTAL DISBURSEMENTS	\$ 3,989,555,064.81	\$ 4,812,219,514.33	\$ 6,391,711,333.93
55	ENDING BALANCES	\$ 184,070,698.38	\$ 417,485,404.75	\$ 658,817,157.25
56	TOTAL DISBURSEMENTS AND BALANCES	\$ 4,173,625,763.19	\$ 5,229,704,919.08	\$ 7,050,528,491.18

¹Source: Cigarette Tax, 8th Cent Motor Fuel Tax and Auto Road Tax.

²Source: Cigarette Tax, Auto Road Tax and Intangible Tax.

³1979-1980 Beverage Licenses distribution to Cities and Counties of \$7,178,464.50, are included under "Refunds, Inter-Fund Transfers and Other Non-Operating Disbursements," since distributions were made from the same Fund.

RECEIPTS, DISBURSEMENTS AND BALANCES BY FUND AND RECEIPTS BY SOURCE

	Balance July 1, 1979	Receipts	Total Available	Disbursements	Balance June 30, 1980
General Revenue Fund	\$ 601,628,098.79	\$ 3,758,132,566.01	\$ 4,359,760,664.80	\$ 3,733,834,456.79	\$ 625,926,208.01
Trust Fund	387,281,377.88	9,403,085,505.83	9,790,366,883.71	9,340,139,130.59	450,227,753.12
Working Capital Fund	110,280.37	182,573,872.52	182,684,152.89	182,684,152.89	
Federal Revenue Sharing Fund	443,701.56	138,213,511.64	138,657,213.20	138,613,294.44	43,918.76
Total All Funds	\$ 989,463,458.60	\$13,482,005,456.00	\$14,471,468,914.60	\$13,395,271,034.71	\$ 1,076,197,879.89
	Totals	General Revenue Fund	Trust Fund	Working Capital Fund	Federal Revenue Sharing Fund
Balance July 1, 1979	\$ 989,463,458.60	\$ 601,628,098.79	\$ 387,281,377.88	\$ 110,280.37	\$ 443,701.56
DIRECT REVENUE:					
Fees	\$ 133,024,391.05	\$ 34,039,013.01	\$ 98,985,378.04	\$	\$
Licenses	282,411,325.60	83,722,204.70	198,689,120.90
Taxes	4,752,940,344.98	3,072,047,976.98	1,680,892,368.00
Miscellaneous	418,240,113.33	2,265,970.84	415,974,142.49
Grants and Donations	1,808,832,915.25	66,539.11	1,687,649,401.14	121,116,975.00
Earnings on Investments and Deposits	439,793,051.31	138,132,085.40	301,660,965.91
Total Direct Revenue	\$ 7,835,242,141.52	\$ 3,330,273,790.04	\$ 4,383,851,376.48	\$	\$ 121,116,975.00
OTHER REVENUE:					
Unemployment Compensation Funds from U.S.	\$ 131,361,610.26	\$	\$ 131,361,610.26	\$	\$
Sale of Investments	1,379,367,651.43	1,362,271,154.43	17,096,497.00
Sale of Revenue Certificates (County Schools)	260,000.00	260,000.00
Sale of Revenue Certificates (Other)	44,368,790.52	44,368,790.52
Land Sales and Leases	3,293,096.88	451,832.81	2,841,264.07
Collections for Internal Revenue	204,803,102.24	204,803,102.24
Service Charges to General Revenue	25,499,765.88	25,499,765.88
Employee and Employer Retirement and Social Security Contributions	1,124,859,234.90	1,124,859,234.90
Employee and Employer State Health Insurance Contributions	40,680,738.06	40,680,738.06
Employee Contributions to Savings Bond Trust Fund	3,063,047.66	3,063,047.66
Other Non-Operating Revenue	93,905,294.68	1,538,959.49	92,366,335.19
Total Other Revenue	\$ 3,051,462,332.51	\$ 27,490,558.18	\$ 3,006,875,277.33	\$	\$ 17,096,497.00
TRANSFERS, REFUNDS AND CANCELLATIONS:					
Transfers	\$ 2,475,865,823.11	\$ 360,458,519.85	\$ 1,932,833,430.74	\$ 182,573,872.52	\$
Refunds	116,101,833.78	39,635,361.17	76,466,472.61
Cancellations and Outdated Warrants	3,333,325.08	274,338.77	3,058,948.67	39.64
Total Transfers, Refunds and Cancellations	\$ 2,595,300,981.97	\$ 400,368,217.79	\$ 2,012,358,852.02	\$ 182,573,872.52	\$ 39.64
Total Receipts	\$13,482,005,456.00	\$ 3,758,132,566.01	\$ 9,403,085,505.83	\$ 182,573,872.52	\$ 138,213,511.64
Total Available	\$14,471,468,914.60	\$ 4,359,760,664.80	\$ 9,790,366,883.71	\$ 182,684,152.89	\$ 138,657,213.20
DISBURSEMENTS:					
Operating Disbursements	\$ 4,468,740,719.61	\$ 1,690,847,755.53	\$ 2,777,796,511.54	\$	\$ 96,452.54
Aid to Counties, Cities and Others	2,759,689,529.52	1,730,168,660.27	959,320,869.25	70,200,000.00
Purchase of Investment	2,065,501,715.54	1,814,500,720.75	182,684,152.89	68,316,841.90
Debt Service	29,680,269.43	15,214,935.58	14,465,333.85
Transfers	2,475,865,823.11	205,167,264.52	2,270,698,558.59
Other Non-Operating	1,595,792,977.50	92,435,840.89	1,503,357,136.61
Total Disbursements	\$13,395,271,034.71	\$ 3,733,834,456.79	\$ 9,340,139,130.59	\$ 182,684,152.89	\$ 138,613,294.44
Balance June 30, 1980	\$ 1,076,197,879.89	\$ 625,926,208.01	\$ 450,227,753.12	\$	\$ 43,918.76

ABSTRACT OF FUNDED ACCOUNTS

Line No.	Dept. and Div. No.	Code No.	NAME OF ACCOUNT	Balance July 1, 1979	RECEIPTS		
					Receipts	Transfers	Refunds, Restorations, and Other Receipts
1			GENERAL REVENUE FUND	\$ 601,628,098.79	\$ 3,397,399,709.39	\$ 360,458,519.85	\$ 274,336.
			TRUST FUND				
2	000	0200	TRANSFER OF FUNDS UNDER SECTION 215.18	\$	\$	\$ 76,697,435.00	\$
3			TOTAL TRANSFER OF FUNDS	\$	\$	\$ 76,697,435.00	\$
	110-114		LEGISLATIVE BRANCH				
	110		Legislature:				
4		0200	Intergovernmental Personnel Administration Trust Fund	\$ 10,618.63	\$	\$	\$
5		0800	Advisory Council on Intergovernmental Relation Trust Fund	56,617.37	17,732.25
	114		Auditor General:				
6		0200	Federal Reimbursement Trust Fund	463,382.20	1,466,637.87
7			TOTAL LEGISLATIVE BRANCH	\$ 530,618.20	\$ 1,484,370.12	\$	\$
	210-265		JUDICIAL BRANCH				
	210		Supreme Court:				
8		0200	Grants and Donations Trust Fund	\$ 63,842.14	\$ 558,827.63	\$	\$
9		0300	Working Capital Trust Fund	675,162.87	80,763.76
	215		State Attorney Division:				
			Second Judicial Circuit—				
10		0200	Child Support Trust Fund	3,790.39
			Third Judicial Circuit—				
11		0300	Child Support Trust Fund	292.65
			Fourth Judicial Circuit—				
12		0400	Child Support Trust Fund	521.62	69,633.31
			Fifth Judicial Circuit—				
13		0500	Child Support Trust Fund	208.23	66,320.70
			Sixth Judicial Circuit—				
14		0600	Grants and Donations Trust Fund	43,075.41	143,702.00
			Eighth Judicial Circuit—				
15		0800	Child Support Trust Fund	553.21	17,678.28
			Ninth Judicial Circuit—				
16		0900	Child Support Trust Fund	2,580.85	39,767.14
			Eleventh Judicial Circuit—				
17		1100	Child Support Trust Fund62	114,595.96
			Fifteenth Judicial Circuit—				
18		1500	Child Support Trust Fund	3,556.62	19,750.40
			Sixteenth Judicial Circuit—				
19		1600	Child Support Trust Fund	26.93	33,587.48
			Seventeenth Judicial Circuit—				
20		1700	Child Support Trust Fund	14.99
			Nineteenth Judicial Circuit—				
21		1900	Child Support Trust Fund	9.94	1,110.08
			Twentieth Judicial Circuit—				
22		2000	Child Support Trust Fund	28.92	48,457.03	255.4
			Sixth Judicial Circuit—				
23		2100	Child Support Trust Fund	15,263.83	140,304.45
			Eleventh Judicial Circuit—				
24		2300	Grants and Donations Trust Fund	69,297.55	221,425.00
			Ninth Judicial Circuit—				
25		2400	Grants and Donations Trust Fund	10,037.57	173,995.18
			Fourth Judicial Circuit—				
26		2600	Grants and Donations Trust Fund	42,650.34	142,402.00
			Second Judicial Circuit—				
27		2700	Grants and Donations Trust Fund	2,281.10	65,469.00
			Eighteenth Judicial Circuit—				
28		2800	Grants and Donations Trust Fund	5,334.00	105,419.00
			Seventh Judicial Circuit—				
29		2900	Grants and Donations Trust Fund	63,425.00
			Seventeenth Judicial Circuit—				
30		3000	Grants and Donations Trust Fund	73,205.00
			First Judicial Circuit—				
31		3100	Grants and Donations Trust Fund	80,875.00
32		5100	Consumer Frauds Trust Fund	3,000.00
	216		Public Defender Division:				
			Sixth Judicial Circuit—				
33		0600	Grants and Donations Trust Fund	4,226.16	51,635.12	8,029.00
			Sixteenth Judicial Circuit—				
34		1600	Grants and Donations Trust Fund	5,000.00
35			TOTAL JUDICIAL BRANCH	\$ 267,300.42	\$ 2,915,040.28	\$ 88,792.76	\$

ABSTRACT OF FUNDED ACCOUNTS

Total Receipts	Total Available	DISBURSEMENTS			Balance June 30, 1980	Outstanding Warrants	Adjustments	Treasurer's Balance June 30, 1980	Line No.
		Regular Disbursements	Transfer Disbursements	Total Disbursements					
\$ 3,758,132,566.01	\$ 4,359,760,664.80	\$ 3,528,667,192.27	\$ 205,167,264.52	\$ 3,733,834,456.79	\$ 625,926,208.01	\$ 63,452,224.69	\$ (13,484.79)	\$ 689,364,947.91	1
\$ 76,697,435.00	\$ 76,697,435.00	\$	\$ 76,697,435.00	\$ 76,697,435.00	\$	\$	\$	\$	2
\$ 76,697,435.00	\$ 76,697,435.00	\$	\$ 76,697,435.00	\$ 76,697,435.00	\$	\$	\$	\$	3
\$	\$ 10,618.63	\$ 10,618.63	\$	\$ 10,618.63	\$	\$	\$	\$	4
17,732.25	74,349.62	63,201.43	10,398.96	73,600.39	749.23	749.23	5
1,466,637.87	1,930,020.07	904,918.00	220,576.11	1,125,494.11	804,525.96	804,525.96	6
\$ 1,484,370.12	\$ 2,014,988.32	\$ 978,738.06	\$ 230,975.07	\$ 1,209,713.13	\$ 805,275.19	\$	\$	\$ 805,275.19	7
\$ 558,827.63	\$ 622,669.77	\$ 571,833.34	\$	\$ 571,833.34	\$ 50,836.43	\$ 26,364.31	\$	\$ 77,200.74	8
755,926.63	755,926.63	623,320.64	623,320.64	132,605.99	44,468.30	177,074.29	9
.....	3,790.39	3,790.39	3,790.39	10
292.65	292.65	292.65	292.65	11
69,633.31	70,154.93	57,447.56	57,447.56	12,707.37	12,707.37	12
66,320.70	66,528.93	58,193.62	58,193.62	8,335.31	8,335.31	13
143,702.00	186,777.41	171,635.60	8,029.00	179,664.60	7,112.81	6,831.64	13,944.45	14
17,678.28	18,231.49	16,608.52	16,608.52	1,622.97	1,622.97	15
39,767.14	42,347.99	32,581.81	32,581.81	9,766.18	9,766.18	16
114,595.96	114,596.58	114,444.03	114,444.03	152.55	152.55	17
19,750.40	23,307.02	22,805.33	22,805.33	501.69	501.69	18
33,567.48	33,614.41	33,499.67	33,499.67	114.74	114.74	19
.....	14.99	14.99	14.99	20
1,110.08	1,120.02	995.23	995.23	124.79	124.79	21
48,712.43	48,741.35	48,485.95	48,485.95	255.40	255.40	22
140,304.45	155,568.28	153,699.48	153,699.48	1,868.80	1,868.80	23
221,425.00	290,722.55	247,308.08	247,308.08	43,414.47	20,816.97	64,231.44	24
173,995.18	184,032.75	149,882.14	149,882.14	34,150.61	8,749.07	42,699.68	25
142,402.00	185,052.34	160,930.65	160,930.65	24,121.69	7,635.89	31,757.58	26
65,469.00	67,750.10	40,939.04	40,939.04	26,811.06	56.95	26,868.01	27
105,419.00	110,753.00	81,303.56	81,303.56	29,449.44	29,449.44	28
63,425.00	63,425.00	53,934.12	53,934.12	9,490.88	1,077.57	10,568.45	29
73,205.00	73,205.00	43,723.20	43,723.20	29,481.80	1,197.57	30,679.37	30
80,875.00	80,875.00	58,464.83	58,464.83	22,410.17	931.24	23,341.41	31
3,000.00	3,000.00	3,000.00	3,000.00	32
59,664.12	63,890.28	62,744.52	62,744.52	1,145.76	1,145.76	33
5,000.00	5,000.00	3,824.21	3,824.21	1,175.79	1,175.79	34
\$ 3,004,088.44	\$ 3,271,388.86	\$ 2,808,897.78	\$ 8,029.00	\$ 2,816,926.78	\$ 454,462.08	\$ 118,129.51	\$	\$ 572,591.59	35

ABSTRACT OF FUNDED ACCOUNTS

Line No.	Dept. and Div. No.	Code No.	NAME OF ACCOUNT	Balance July 1, 1979	RECEIPTS		
					Receipts	Transfers	Refunds, Restorations, and Other Receipts
TRUST FUND (Continued)							
310-313			GOVERNOR, EXECUTIVE OFFICE OF THE				
	310		General Office:				
36	0600		Grants and Donations Trust Fund	\$ 20,591.28	\$ 2,688,230.06	\$ 2,052,072.31	\$
37	1600		Farmworker's Housing Assistance Trust Fund		2,800,000.00		
38			TOTAL EXECUTIVE OFFICE OF THE GOVERNOR	\$ 20,591.28	\$ 5,488,230.06	\$ 2,052,072.31	\$
410			LEGAL AFFAIRS, DEPARTMENT OF AND ATTORNEY GENERAL				
39	0100		Legal Services Trust Fund	\$	\$ 203,027.90	\$ 828,172.00	\$
40	0200		Consumer Frauds Trust Fund		985.00		
41	0400		Grants and Donations Trust Fund	25,544.70	217,481.71		
42	0500		Consumer Trust Fund	38,303.89	29,418.78		2,166.30
43			TOTAL DEPARTMENT OF LEGAL AFFAIRS AND ATTORNEY GENERAL	\$ 63,848.59	\$ 450,913.39	\$ 828,172.00	\$ 2,166.30
420-435			AGRICULTURE AND CONSUMER SERVICES, DEPARTMENT OF AND COMMISSIONER OF AGRICULTURE				
420			Office of the Commissioner and Division of Administration:				
44	0100		Administrative Trust Fund	\$ 155,062.52	\$ 55,688.90	\$ 2,333,675.63	\$ 62.61
45	0200		Harness Horse Racing Trust Fund	53,323.21	188,281.80		
46	1200		Quarter Horse Racing Promotion Trust Fund	73,173.67	156,750.15		
47	1500		Florida State Fair Authority 1975 Project Construction Trust Fund	138.96	11,772.00		
48	0100		Division of Inspection:				
			General Inspection Trust Fund	1,933,211.66	16,200,903.68	21,305.76	3,070.23
49	0500		Division of Plant Industry:				
			Nursery Inspection Trust Fund	236,751.82	1,309,993.95		87.64
50	0600		Fire Ant Control Inspection Trust Fund	405,308.08			
51	0700		Lethal Yellowing Revolving Trust Fund	29,853.05	56,988.86		
52	0100		Division of Fruit and Vegetable Inspection:				
			Citrus Inspection Trust Fund	1,106,768.45	12,976,178.72		1,320.76
53	0100		Division of Administration:				
			General Inspection Trust Fund	27,206.63			
54	0100		Division of Marketing:				
			Market Improvements Working Capital Trust Fund	30,647.40	473,000.00	203,309.57	
55	0800		Division of Forestry:				
			Incidental Trust Fund	2,457,461.72	7,903,972.36		2,545.02
56	1000		Security Deposits Trust Fund	228,590.88	288,068.33		
57	0100		Division of Consumer Services:				
			General Inspection Trust Fund	1,493.96	51,774.94		
58			TOTAL DEPARTMENT OF AGRICULTURE AND CONSUMER SERVICES AND COMMISSIONER OF AGRICULTURE	\$ 6,738,992.01	\$ 39,673,373.69	\$ 2,558,290.96	\$ 7,086.26
440-444			BANKING AND FINANCE, DEPARTMENT OF AND COMPTROLLER				
440			Office of the Comptroller and Division of Administration:				
59	0100		Administrative Trust Fund	\$ 23,203.04	\$ 509.20	\$ 579,585.00	\$ 38.75
60	0100		Division of Accounting and Auditing:				
			Florida National Forest Trust Fund		2,202,595.42		
61	0200		Flood Control Trust Fund	1,477.01	6,209.55		
62	0300		Salary Clearing Trust Fund	28.84	3,218,966.70		
63	0400		Collector of Internal Revenue Clearing Trust Fund	4,737,420.97	204,803,102.24		101.23
64	0700		Federal Tax Levy Clearing Trust Fund		149,953.92		
65	0800		Bargaining Agent Deduction Clearing Trust Fund		1,100,717.15		
66	0900		Charitable Contribution Clearing Trust Fund		21,456.28		
67	1000		Insurance Clearing Trust Fund		1,247,705.56		
68	0100		Division of Banking:				
			Bank and Trust Company Trust Fund	55,229.79	5,469,888.81		419.07
69	0100		Division of Finance:				
			Regulatory Trust Fund	50,825.64	1,873,727.85	105,339.12	120.00
70	0200		Abandoned Property Trust Fund	31,688.97	670,672.84		26.55
71	0300		Mortgage Brokers Guaranty Trust Fund	13,408.50	196,610.00		10.00
72	0200		Division of Securities:				
			Grants and Donations Trust Fund	54,487.00	438.00		1.64
73	0300		Securities Guaranty Trust Fund	117,385.00	122,820.00		40.00
74			TOTAL DEPARTMENT OF BANKING AND FINANCE AND COMPTROLLER	\$ 5,085,154.76	\$ 221,085,373.52	\$ 684,924.12	\$ 757.24
450-456			STATE, DEPARTMENT OF AND SECRETARY OF STATE				
450			Office of the Secretary and Division of Administrative Services:				
75	0200		Flag Trust Fund	\$ 1,002.17	\$ 2,263.12	\$	\$
76	0300		Florida Folk Life Trust Fund		186,861.20	55,154.00	

ABSTRACT OF FUNDED ACCOUNTS

Total Receipts	Total Available	DISBURSEMENTS			Balance June 30, 1980	Outstanding Warrants	Adjustments	Treasurer's Balance June 30, 1980	Line No.
		Regular Disbursements	Transfer Disbursements	Total Disbursements					
\$ 4,740,302.37	\$ 4,760,893.65	\$ 3,309,619.02	\$ 1,434,946.67	\$ 4,744,565.69	\$ 16,327.96	\$ 402,336.49	\$ 418,664.45	36	
2,800,000.00	2,800,000.00	151,057.75		151,057.75	2,648,942.25		2,648,942.25	37	
\$ 7,540,302.37	\$ 7,560,893.65	\$ 3,460,676.77	\$ 1,434,946.67	\$ 4,895,623.44	\$ 2,665,270.21	\$ 402,336.49	\$ 3,067,606.70	38	
\$ 1,031,199.90	\$ 1,031,199.90	\$ 553,257.09		\$ 553,257.09	\$ 477,942.81	\$ 21,478.39	\$ 499,421.20	39	
985.00	985.00				985.00		985.00	40	
217,481.71	243,026.41	219,755.49	7,599.31	227,354.80	15,671.61	20,763.68	36,435.29	41	
31,585.08	69,888.97	27,678.99		27,678.99	42,209.98	372.79	42,582.77	42	
\$ 1,281,251.69	\$ 1,345,100.28	\$ 800,691.57	\$ 7,599.31	\$ 808,290.88	\$ 536,809.40	\$ 42,614.86	\$ 579,424.26	43	
\$ 2,389,427.14	\$ 2,544,489.66	\$ 2,286,008.29	\$ 492.58	\$ 2,286,500.87	\$ 257,988.79	\$ 114,473.75	\$ 372,462.54	44	
188,281.80	241,605.01	234,346.05		234,346.05	7,258.96	210.00	7,468.96	45	
156,750.15	229,923.82	198,466.50		198,466.50	31,457.32	21,909.00	53,366.32	46	
11,772.00	11,910.96	11,907.00		11,907.00	3.96		3.96	47	
16,225,279.67	18,158,491.33	15,149,947.62	1,474,883.85	16,624,831.47	1,533,659.86	543,967.20	2,077,627.06	48	
1,310,081.59	1,546,833.41	1,109,965.24	55,292.43	1,165,257.67	381,575.74	64,119.89	445,695.63	49	
	405,308.08	402,708.96		402,708.96	2,599.12		2,599.12	50	
56,988.86	86,841.91	56,700.00		56,700.00	30,141.91		30,141.91	51	
12,977,499.48	14,084,267.93	12,137,606.42	449,322.76	12,586,929.18	1,497,338.75	1,842,375.44	3,339,714.19	52	
	27,206.63				27,206.63		27,206.63	53	
676,309.57	706,956.97	502,740.10		502,740.10	204,216.87	26,050.67	230,267.54	54	
7,906,517.38	10,363,979.10	7,839,156.62	625,371.55	8,464,528.17	1,899,450.93	823,003.68	2,722,454.61	55	
288,068.33	516,659.21	376,464.09		376,464.09	140,195.12		140,195.12	56	
51,774.94	53,268.90	42,608.89		42,608.89	10,660.01	1,804.92	12,464.93	57	
\$ 42,238,750.91	\$ 48,977,742.92	\$ 40,348,625.78	\$ 2,605,363.17	\$ 42,953,988.95	\$ 6,023,753.97	\$ 3,437,914.55	\$ 9,461,668.52	58	
\$ 580,132.95	\$ 603,335.99	\$ 600,823.30		\$ 600,823.30	\$ 2,512.69	\$ 74,473.93	\$ 76,986.62	59	
2,202,595.42	2,202,595.42	2,202,595.42		2,202,595.42				60	
6,209.55	7,686.56	7,686.56		7,686.56				61	
3,218,966.70	3,218,995.54	3,210,232.22		3,210,232.22	8,763.32	21.38	8,784.70	62	
204,803,203.47	209,540,624.44	209,508,223.59		209,508,223.59	32,400.85	6,277,138.28	6,309,539.13	63	
149,953.92	149,953.92	149,803.92		149,803.92	150.00	12,677.45	12,827.45	64	
1,100,717.15	1,100,717.15	1,100,717.15		1,100,717.15		48,295.22	48,295.22	65	
21,456.28	21,456.28	21,456.28		21,456.28		1,188.96	1,188.96	66	
1,247,705.56	1,247,705.56	1,247,705.56		1,247,705.56		77,020.62	77,020.62	67	
5,470,307.88	5,525,537.67	4,992,620.22	405,742.00	5,398,362.22	127,175.45	141,571.64	268,747.09	68	
1,979,186.97	2,030,012.61	1,763,665.02	173,843.00	1,937,508.02	92,504.59	70,644.45	163,149.04	69	
670,699.39	702,388.36	473,389.12	105,339.12	578,728.24	123,660.12	38,643.34	167,621.46	70	
196,620.00	210,028.50	192,682.34		192,682.34	17,346.16	1,110.00	18,456.16	71	
439.64	54,926.64	20,134.64	34,792.00	54,926.64				72	
122,860.00	240,245.00	122,410.00		122,410.00	117,835.00	480.00	118,315.00	73	
\$ 221,771,054.88	\$ 226,856,209.64	\$ 225,614,145.34	\$ 719,716.12	\$ 226,333,861.46	\$ 522,348.18	\$ 6,743,265.27	\$ 7,270,931.45	74	
2,263.12	3,265.29	1,232.64		1,232.64	2,032.65		2,032.65	75	
242,015.20	242,015.20	178,630.69		178,630.69	63,384.51	16,072.05	79,456.56	76	

ABSTRACT OF FUNDED ACCOUNTS

Line No.	Dept. and Div. No.	Code No.	NAME OF ACCOUNT	Balance July 1, 1979	RECEIPTS		
					Receipts	Transfers	Refunds, Restorations, and Other Receipts
TRUST FUND (Continued)							
450-456 STATE, DEPARTMENT OF AND SECRETARY OF STATE (Continued)							
451 Division of Elections:							
77	0100		Publications Revolving Trust Fund	\$ 93,783.88	\$ 283,310.97	\$	\$ 12.50
78	0200		Operating Trust Fund	15.00
452 Division of Archives, History and Records Management:							
79	0100		Operating Trust Fund	53,409.41	1,282,257.19	116.56
80	0200		Microfilm Revolving Trust Fund	419,399.78	507,385.97	16.22
81	0300		Historic Preservation Trust Fund	21,220.03
454 Division of Library Services:							
82	0100		Libraries Services Trust Fund	494,150.93	1,828,143.87	226.50
83	0200		Library Construction Trust Fund—U.S.	6,944.76
84	0300		Book Processing Center Trust Fund	22,784.04
455 Division of Cultural Affairs:							
Office of Division Director—							
85	0100		Fine Arts Council Trust Fund	104,719.31	540,200.50	4,365.00
Historic Pensacola Preservation—							
86	0200		Operating Trust Fund	40,636.65	90,229.59	5,346.50
Ringling Museum of Art—							
87	0300		Incidental Trust Fund	60,731.13	1,101,000.00	63.00
88	0400		Investment Trust Fund	7,264.59	12,500.00	90,000.00
Historic St. Augustine Preservation—							
89	0500		Operating Trust Fund	80,800.95	281,313.98	46,742.32	191.18
Stephen Foster Memorial—							
90	0600		Operating Trust Fund	66,956.18	81.30	88.49
Historic Tallahassee Preservation—							
91	0900		Operating Trust Fund	13,141.96	22,110.25	2,007.44
Historic Key West Preservation—							
92	1000		Operating Trust Fund	42,062.60	20,848.18	4,027.00	3.45
Historic Tampa/Hillsborough County Preservation—							
93	1100		Operating Trust Fund	71,528.99	105,600.00
Historic Boca Raton Preservation—							
94	1200		Operating Trust Fund	6,021.46
ESAA Preservation—							
95	1300		Operating Trust Fund	100,000.00
Historic Broward County Preservation—							
96	1400		Operating Trust Fund	17,500.00
456 Division of Licensing:							
97	0100		Private Investigative Agency Licensing Law Trust Fund	4,442.38	91,964.26	107.50
98	TOTAL DEPARTMENT OF STATE AND SECRETARY OF STATE			\$ 1,589,795.97	\$ 6,494,790.41	\$ 203,277.26	\$ 5,190.40
471-473 COMMERCE, DEPARTMENT OF							
471 Office of the Secretary and Division of Administration:							
99	0100		Administrative Trust Fund	26,302.99
472 Division of Tourism:							
100	0100		Grants and Donations Trust Fund	11,911.48	108,466.38	5,168.86	11.83
473 Division of Economic Development:							
101	0100		Grants and Donations Trust Fund	48,620.38	398,521.77	80,000.00
102	TOTAL DEPARTMENT OF COMMERCE			\$ 60,531.86	\$ 506,988.15	\$ 111,471.85	\$ 11.83
481-499 EDUCATION, DEPARTMENT OF AND COMMISSIONER OF EDUCATION							
481 Office of the Deputy Commissioner for Educational Management:							
103	0200		Facilities Construction Administration Trust Fund	\$ 56,972.16	\$ 785,318.41	\$ 1,289,687.63	\$ 8.19
104	1200		Educational Media and Technology Trust Fund	1,694.36	58,668.38
105	1600		Educational Aids Trust Fund	36,100.01	206,430.09	52.50
106	2400		Public Education Capital Outlay and Debt Service Trust Fund	1,995,879.27	320,424,192.50
107	3000		School District and Junior College District Capital Outlay and Debt Service Trust Fund	79,199,770.94
482 Office of the Deputy Commissioner for Administration:							
108	1000		Knott Data Center—Working Capital Trust Fund	187,886.34	1,359,043.04
109	1600		Educational Aids Trust Fund	33,352.26	120,000.00	677,199.76
483 Office of the Deputy Commissioner for Special Programs:							
110	0300		Student Loan Guaranty Reserve Fund	15.74	490,411.90
111	0400		Student Financial Trust Fund	129,341.13	4,048,489.23	213,413.15
112	0500		Florida Insured Student Loans Trust Fund	5,918.15	80,256.61
113	0600		Speech Pathology and Audiology Trust Fund	8,335.91	20,123.00	42.54
114	0700		Educational Certification and Service Trust Fund	91,067.91	488,479.66	128.00
115	1600		Educational Aids Trust Fund	26,389.07	2,488,118.13	137.34
116	2800		Ex-Confederate Soldiers and Sailors Endowment Trust Fund	30,516.92	467.50
117	3000		Medical and Social Services (Blind)—Federal Aids Trust Fund01

ABSTRACT OF FUNDED ACCOUNTS

Total Receipts	Total Available	DISBURSEMENTS			Balance June 30, 1980	Outstanding Warrants	Adjustments	Treasurer's Balance June 30, 1980	Line No.
		Regular Disbursements	Transfer Disbursements	Total Disbursements					
\$ 283,323.47	\$ 377,107.15	\$ 334,592.27	\$	\$ 334,592.27	\$ 42,514.88	\$ 7,179.17	\$	\$ 49,694.05	77
	15.00				15.00			15.00	78
1,282,373.75	1,335,783.16	1,111,225.40	62,075.16	1,173,300.56	162,482.60	171,073.75		333,556.35	79
507,402.19	926,801.97	710,521.81		710,521.81	216,280.16	54,820.12		271,100.28	80
21,220.03	21,220.03				21,220.03			21,220.03	81
1,828,370.37	2,322,521.30	1,980,800.98	337,209.00	2,318,009.98	4,511.32	421,414.81		425,926.13	82
	6,944.76				6,944.76			6,944.76	83
	22,784.04				22,784.04			22,784.04	84
544,565.50	649,284.81	572,055.78		572,055.78	77,229.03	32,356.93		109,585.96	85
95,576.09	136,212.74	117,355.52		117,355.52	18,857.22	14,153.23		33,010.45	86
1,101,063.00	1,161,794.13	1,000,627.22		1,000,627.22	161,166.91	121,132.45		282,299.36	87
102,500.00	109,784.59	104,676.93		104,676.93	5,087.66	2,083.00		7,170.66	88
328,247.48	409,048.43	372,829.89		372,829.89	36,218.54	28,717.33		64,935.67	89
189.79	67,125.97	11,958.71	55,154.00	67,112.71	13.26	185.00		178.26	90
24,117.89	37,259.65	25,676.60	178.56	25,855.16	11,404.49	6,937.74		18,342.23	91
24,878.63	66,941.23	31,456.01		31,456.01	35,485.22	2,974.12		38,459.34	92
105,600.00	177,128.99	71,465.12		71,465.12	105,663.87	1,889.46		107,553.33	93
	6,021.46	1,967.98		1,967.98	4,053.48	136.32		4,189.80	94
100,000.00	100,000.00	98,863.83		98,863.83	1,136.17	3,441.63		4,577.80	95
17,500.00	17,500.00				17,500.00			17,500.00	96
92,071.76	96,514.14	41,586.35	8,809.37	50,395.72	46,118.42	4,263.38		50,381.80	97
\$ 6,703,258.07	\$ 8,293,054.04	\$ 6,787,523.73	\$ 463,426.09	\$ 7,230,949.82	\$ 1,062,104.22	\$ 888,810.49	\$	\$ 1,950,914.71	98
\$ 26,302.99	\$ 26,302.99	\$ 3,000.00	\$	\$ 3,000.00	\$ 23,302.99	\$	\$	\$ 23,302.99	99
113,647.07	125,558.55	18,616.62		18,616.62	106,941.93	44.55		106,986.48	100
478,521.77	527,142.15	335,188.18	31,391.08	366,579.26	160,562.89	16,775.40		177,338.29	101
\$ 618,471.83	\$ 679,003.69	\$ 356,804.80	\$ 31,391.08	\$ 388,195.88	\$ 290,807.81	\$ 16,819.95	\$	\$ 307,627.76	102
\$ 2,075,014.23	\$ 2,131,966.39	\$ 1,860,919.96	\$ 33,405.62	\$ 1,894,325.60	\$ 237,660.79	\$ 12,586.48	\$	\$ 250,247.27	103
58,668.38	60,362.74	19,000.00	13,177.50	32,177.50	28,185.24			28,185.24	104
206,482.59	242,582.60	223,692.44	4,238.00	227,930.44	14,652.16	14,112.11		28,784.27	105
320,424,192.50	322,420,071.77	271,239,125.19	50,424,043.00	321,663,168.19	756,903.58	9,211,833.08		9,968,736.66	106
79,199,770.94	79,199,770.94	78,229,834.31	969,936.63	79,199,770.94					107
1,359,043.04	1,546,929.38	1,234,208.20		1,234,208.20	312,721.18	12,374.30		325,095.48	108
797,199.76	830,552.02	626,190.90		626,190.90	204,361.12	174.40		204,535.52	109
490,411.90	490,427.64		213,413.15	213,413.15	277,014.49			277,014.49	110
4,261,902.38	4,391,243.51	3,532,159.24	811,295.26	4,343,454.50	47,789.01	15,562.05		63,351.06	111
80,258.61	86,176.76	60,927.53		60,927.53	25,249.23	2,372.71		27,621.94	112
20,165.54	28,501.45	12,514.70		12,514.70	15,986.75			15,986.75	113
488,607.66	579,675.57	519,266.35		519,266.35	60,409.22	7,782.38		68,191.60	114
2,488,255.47	2,514,644.54	2,494,576.24	12,196.00	2,506,772.24	7,872.30	5,854.36		13,726.66	115
467.50	30,984.42	29,600.00		29,600.00	1,384.42	100.00		1,484.42	116
	.01				.01			.01	117

ABSTRACT OF FUNDED ACCOUNTS

Line No.	Dept. and Div. No.	Code No.	NAME OF ACCOUNT	Balance July 1, 1979	RECEIPTS		
					Receipts	Transfers	Refunds, Restorations, and Other Receipts
TRUST FUND (Continued)							
481-499			EDUCATION, DEPARTMENT OF AND COMMISSIONER OF EDUCATION (Continued)				
	484		Division of Public Schools:				
118	1600		Educational Aids Trust Fund	\$ 71,268.00	\$ 139,088,202.62	\$ 13,177.50	\$ 68,261.50
119	1700		Food and Nutrition Services Trust Fund	612,711.58	131,609,841.01		144,731.00
120	2600		Principle State School Trust Fund	532,600.59	6,266,865.85		
121	2700		Interest State School Trust Fund	50,489.52	1,350,953.25		
122	2900		Textbook Bid Trust Fund	125,000.00	72,500.00		
	485		Division of Vocational Education:				
123	1600		Educational Aids Trust Fund	585,039.13	35,163,798.14		44.68
	486		Division of Community Colleges:				
124	0100		Student Financial Aid Trust Fund			200,000.00	
125	1100		Junior College Conference Trust Fund	5,239.08	2,500.00		
126	1600		Educational Aids Trust Fund	4,208.23	33,869.59		
	487		Division of Blind Services:				
127	0100		Grants and Donations Trust Fund	48,729.64	357,530.47	37,339.00	
128	0200		U.S. Trust Fund	141,082.52	512,178.50		
129	0300		Federal Rehabilitation Trust Fund	1,447.46	4,565,836.23		7,558.22
130	0400		Federal Aid Trust Fund	137,326.00	150,923.70	1,394,363.00	1,240.69
131	0500		Training and Operating Trust Fund	21,046.97	287,084.24		
132	0600		Federal Aid Trust Fund Title XX	6,426.19			149.00
133	0700		Workshop and Facilities Trust Fund	1,481.65	576,750.63	1,500.00	
134	0800		Construction Trust Fund	18,730.66			
	488		Division of Projects, Contracts and Grants:				
135	0100		Projects, Contracts and Grants Trust Fund	260,114.54	5,215,051.74	327,962.36	283.83
	489		Florida School for the Deaf and Blind:				
136	0100		Grants and Donations Trust Fund	59,935.89	1,252,395.01		274.12
137	0200		Construction Trust Fund	33,133.90	1,290,364.08		
	490		Division of Universities:				
138	0100		State Grants and Donations Trust Fund	319,063.05	449,152.79		
139	0200		Facilities Construction Administration Trust Fund	5,150.65		276,584.00	
140	0300		Racing Scholarship Trust Fund	10,563.60	1,259,937.08		
141	0700		Principal of American Legion Trust Fund	1,905.00	34,905.00		
142	0800		Building Fee Trust Fund	41,813.37	4,434,090.81		
143	1000		State University System Health Centers Insurance Trust Fund	58,180.00			
144	1100		Student Financial Aid Fee Trust Fund		212,775.31		
145	1200		Capital Improvements Fee Trust Fund	48,054.55	5,994,592.34		
146	1400		Phosphate Research Trust Fund		1,624,594.31	2,740,753.35	
147	1500		Operations Trust Fund	157,746.68			
148	1600		Agricultural College Trust Fund	18,639.34	52,475.01		
149	1700		Seminary Trust Fund	11,131.66	27,000.00		
150	1800		Interest of Seminary Trust Fund	8,116.18	7,917.43		
151	1900		Eminent Scholars Trust Fund			10,000,000.00	
152	4000		State University System Construction Trust Fund	4,308,235.33	816,908.83	40,382,680.37	540.86
153	6000		Grants and Donations Trust Fund Non-Sponsored		82.99	10,000,000.00	
154	9000		Educational and General Activities—Incidental Trust Fund	268,511.03	59,521,903.20	1,577,600.95	
	491		University of Florida:				
155	0200		Auxiliary Trust Fund	941,491.99	21,562,363.41	1,120,146.44	3,105.04
156	0300		Extension Incidental Trust Fund	310,157.75	1,420,170.87	550.80	118.38
157	0400		Health Center—Educational and General—Liability Insurance Trust Fund	29,870.59	1,873,603.31		
158	0600		Working Capital Trust Fund	214,393.40	8,829,706.37		
159	0800		Sponsored Research Development Trust Fund	3,984,457.88	40,617,159.73	8,285.57	2,729.32
	0900		Engineering and Industrial Experiment Station Research Contracts Revolving Trust Fund	360,173.21	8,044,853.85		2,361.88
160	1000		University of Florida School of Veterinary Medicine—Operation and Maintenance Trust Fund	384,110.93	876,897.44		
161	1200		Health Center—Educational and General—Incidental Trust Fund	214,746.06	895,877.56		
162	1300		Health Center—Grants and Donations Trust Fund	820,804.48	13,262,993.03	2,934,863.51	911.53
163	1400		Hospitals and Allied Clinics—Operation and Maintenance Trust Fund	7,178,982.10	42,452,937.06		4,169.63
164	1700		Dormitory Revenue Certificates 1948 Issue—Interest and Sinking Trust Fund		217,161.37	4,192.00	
165	1800		Dormitory Revenue Certificates 1948 Issue—Rental Trust Fund	208,637.44	1,300,323.93		
166	1900		Dormitory Revenue Certificates 1948 Issue—Operation and Maintenance Trust Fund	184,775.55	342,801.45	1,536,985.39	
167	2000		Dormitory Revenue Certificates 1948 Issue—Repairs and Replacement Trust Fund	30,605.77	123,913.14	4,076.97	
168	2100		Dormitory Revenue Certificates 1954 Issue—Repairs and Replacement Trust Fund	18,737.99	8,552.38		
169	2200		Dormitory Revenue Certificates 1954 Issue—Interest and Sinking Trust Fund		79,867.57		
170	2300		Dormitory Revenue Certificates 1955 Issue—Interest and Sinking Trust Fund		42,396.69		
171							

ABSTRACT OF FUNDED ACCOUNTS

Total Receipts	Total Available	DISBURSEMENTS			Balance June 30, 1980	Outstanding Warrants	Adjustments	Treasurer's Balance June 30, 1980	Line No.
		Regular Disbursements	Transfer Disbursements	Total Disbursements					
\$ 139,169,641.62	\$ 139,240,909.62	\$ 138,250,027.40	\$ 283,051.85	\$ 138,533,079.25	\$ 707,830.37	\$ 3,573,494.39	\$ 4,281,324.76	118	
131,754,572.01	132,367,283.59	130,414,757.52	126,414.52	130,541,172.04	1,826,111.55	3,118,153.97	4,944,265.52	119	
6,266,865.85	6,799,466.44	4,714,756.46		4,714,756.46	2,084,709.98		2,084,709.98	120	
1,350,953.25	1,401,442.77	1,355,000.00		1,355,000.00	46,442.77		46,442.77	121	
72,500.00	197,500.00	125,000.00		125,000.00	72,500.00	2,500.00	75,000.00	122	
35,163,842.82	35,748,881.95	35,115,958.36	537,936.49	35,653,894.85	94,987.10	102,126.51	197,113.61	123	
200,000.00	200,000.00	113,688.00		113,688.00	86,312.00	10,000.00	96,312.00	124	
2,500.00	7,739.08	907.50		907.50	6,831.58		6,831.58	125	
33,869.59	38,077.82	28,406.19		28,406.19	9,671.63	657.00	10,328.63	126	
394,869.47	443,599.11	251,286.27	1,500.00	252,786.27	190,812.84	8,637.44	199,450.28	127	
512,178.50	653,261.02	632,016.59		632,016.59	21,244.43	25,229.34	46,473.77	128	
4,573,394.45	4,574,841.91	4,573,955.01		4,573,955.01	886.90	184,939.34	185,826.24	129	
1,546,527.39	1,683,853.39	1,452,484.56		1,452,484.56	231,368.83	173,753.99	405,122.82	130	
287,084.24	308,131.21	161,308.33		161,308.33	146,822.88	65,041.87	211,864.75	131	
149.00	6,575.19	6,575.19		6,575.19	6,575.19		6,575.19	132	
578,250.63	579,732.28	578,812.51		578,812.51	919.77	67,281.46	68,201.23	133	
	18,730.66	10,268.00		10,268.00	8,462.66		8,462.66	134	
5,543,297.93	5,803,412.47	5,444,026.58	330,755.46	5,774,782.04	28,630.43	276,882.67	305,513.10	135	
1,252,669.13	1,312,605.02	1,154,383.70		1,154,383.70	158,221.32	18,635.02	176,856.34	136	
1,290,364.08	1,323,497.98	885,169.03		885,169.03	438,328.95	123,411.73	561,740.68	137	
449,152.79	768,215.84	502,875.45	35,007.48	537,882.93	230,332.91	45,766.94	276,099.85	138	
276,584.00	281,734.65	250,837.77		250,837.77	30,896.88	12,252.23	43,149.11	139	
1,259,937.08	1,270,500.68	1,154,752.02		1,154,752.02	115,748.66		115,748.66	140	
34,905.00	36,810.00		1,905.00	1,905.00	34,905.00		34,905.00	141	
4,434,090.81	4,475,904.18	4,090,824.91		4,090,824.91	385,079.27	779,237.00	1,164,316.27	142	
	58,180.00	539.60		539.60	57,640.40	539.60	58,180.00	143	
212,775.31	212,775.31	212,775.31		212,775.31				144	
5,994,592.34	6,042,646.89	4,728,121.26		4,728,121.26	1,314,525.63	971,860.00	2,286,385.63	145	
4,365,347.66	4,365,347.66	3,042,072.74		3,042,072.74	1,323,274.92	10,310.91	1,333,585.83	146	
	157,746.88	49,814.19		49,814.19	107,932.49		107,932.49	147	
52,475.01	71,114.35		7,750.00	7,750.00	63,364.35		63,364.35	148	
27,000.00	38,131.66				38,131.66		38,131.66	149	
7,917.43	16,033.61		8,116.18	8,116.18	7,917.43		7,917.43	150	
10,000,000.00	10,000,000.00	10,000,000.00		10,000,000.00				151	
41,200,130.06	45,508,365.39	42,186,547.05		42,186,547.05	3,321,818.34	1,416,346.68	4,738,165.02	152	
10,000,082.99	10,000,083.99		10,000,000.00	10,000,000.00	82.99		82.99	153	
61,099,504.15	61,368,015.18	58,833,054.00		58,833,054.00	2,534,961.18		2,534,961.18	154	
22,685,614.89	23,627,106.88	22,963,821.34	308,222.37	23,272,043.71	355,063.17	791,277.48	1,146,340.65	155	
1,420,840.05	1,730,997.80	1,498,078.75		1,498,078.75	232,919.05	46,675.53	279,594.58	156	
1,873,603.31	1,903,473.90	1,887,450.66		1,887,450.66	16,023.24	248,041.58	264,064.82	157	
8,829,706.37	9,044,099.77	8,771,210.72		8,771,210.72	272,889.05	514,527.32	787,416.37	158	
40,628,174.62	44,612,632.50	39,032,158.77	1,179,803.68	40,211,962.45	4,400,670.05	788,780.95	5,189,451.00	159	
8,047,215.73	8,407,388.94	8,141,854.64		8,141,854.64	265,534.30	371,669.73	637,204.03	160	
876,897.44	1,261,008.37	783,737.01		783,737.01	477,271.36	43,253.80	520,525.16	161	
895,877.56	1,110,623.62	854,175.40		854,175.40	256,448.22		256,448.22	162	
16,198,788.07	17,019,572.55	15,646,526.30	220,000.00	15,866,526.30	1,153,046.25	212,258.61	1,365,304.86	163	
42,457,106.69	49,636,088.79	38,444,535.07	204,790.47	38,649,325.54	10,986,763.25	971,721.43	11,958,484.68	164	
221,353.37	221,353.37	217,276.40	4,076.97	221,353.37				165	
1,300,323.93	1,508,961.37		1,508,961.37	1,508,961.37				166	
1,879,786.84	2,064,562.39	1,691,264.79	246,922.57	1,938,187.36	126,375.03	17,099.07	143,474.10	167	
127,990.11	158,595.88	115,012.38		115,012.38	43,583.50		43,583.50	168	
8,552.38	27,290.37	22,290.37		22,290.37	5,000.00	42.61	5,042.61	169	
79,867.57	79,867.57	79,867.57		79,867.57				170	
42,396.69	42,396.69	42,396.69		42,396.69		22,473.40	22,473.40	171	

ABSTRACT OF FUNDED ACCOUNTS

Line No.	Dept. and Div. No.	Code No.	NAME OF ACCOUNT	Balance July 1, 1979	RECEIPTS		
					Receipts	Transfers	Refunds, Restorations, and Other Receipts
TRUST FUND (Continued)							
481-499	EDUCATION, DEPARTMENT OF AND COMMISSIONER OF EDUCATION (Continued)						
	491	University of Florida: (Continued)					
	2400	Dormitory Revenue Certificates 1955 Issue—Repairs and Replacement Trust Fund					
172		2500	Laboratory School Revenue Certificates—Reserve Maintenance Trust Fund	\$ 15,724.05	\$ 5,077.01		
173		2600	Laboratory School Revenue Certificates—Interest and Sinking Trust Fund	12,697.32	25,468.76		
174		2700	Housing System Revenue Certificates 1959 Issue—Revenue Trust Fund	174,051.44	4,660,129.26		
175		2800	Housing System Revenue Certificates 1959 Issue—Interest and Sinking Trust Fund		62,502.90		
176		2900	Housing System Revenue Certificates 1959 Issue—Building Maintenance and Equipment Reserve Trust Fund	144,476.36	111,857.52	163,825.00	
177		3100	Dormitory Revenue Certificates of 1962—Interest and Sinking Trust Fund		45,172.76		
178		3200	Dormitory Revenue Certificates of 1962—Repairs and Replacement Trust Fund	2,880.02	3,360.14		
179		3300	Apartment Revenue Certificates of 1964—Interest and Sinking Trust Fund	1,000.00	22,078.96	60,000.00	
180		3400	Apartment Revenue Certificates of 1964—Repairs and Replacement Trust Fund		2,906.31	9,000.00	
181		3500	Apartment Revenue Certificates of 1964—Revenue Trust Fund	109,335.18	279,896.84	30,393.95	
182		3800	Institute of Food and Agricultural Sciences—Extension Service Incidental Trust Fund	110,030.06	301,827.85		103.44
183		3900	Institute of Food and Agricultural Sciences—Extension Service Federal Grants Trust Fund	307,497.67	1,440,429.00		2.50
184		4000	Institute of Food and Agricultural Sciences—Experiment Station Incidental Trust Fund	673,302.33	2,262,388.94		
185		4100	Institute of Food and Agricultural Sciences—Experiment Station Grants and Donations Trust Fund	155,545.39	12,465,058.58	11,154.35	2,307.61
186		4200	Institute of Food and Agricultural Sciences—Experiment Station Federal Grants Trust Fund	163,210.40	1,899,267.62		326.09
187		4300	Housing Revenue Certificates of 1971—Interest and Sinking Trust Fund		20,276.82		
188		4400	Housing Revenue Certificates of 1971—Repairs and Replacement Trust Fund		250.00		
189		4600	Housing System Revenue Trust Fund of 1974	43,787.00	477,140.98	1,872.64	
190		4700	Law Review Trust Fund	3,963.71	27,162.61		
191		5000	Uniform Payroll Trust Fund	31,900.07	197.91		47,086.57
192	492	Florida State University:					
193		0200	Working Capital Trust Fund	187,437.14	2,769,795.40		124.41
194		0300	Auxiliary Trust Fund	43,543.43	16,369,661.86	346,226.08	6,868.42
195		0500	Grants and Donations Trust Fund	.05		2,095,183.00	434.95
196		0900	Continuing Education Program—Extension Incidental Trust Fund	233,736.16	1,179,771.50	3,180.67	2,230.00
197		1400	Revenue Certificates 1950—Interest and Sinking Trust Fund		156,341.74	4,278.00	
198		1500	Infirmary Revenue Certificates of 1964—Revenue Trust Fund		22,480.63		
199		1800	Revenue Certificates of 1950—Repairs and Replacement Trust Fund	120,097.54	318,905.20		
200		2000	Demonstration School Revenue Certificates—Interest and Sinking Trust Fund		46,183.35		
201		2300	Dormitory Revenue Certificates of 1954—Interest and Sinking Trust Fund		13,808.75		
202		2400	Dormitory Revenue Certificates of 1954—Repairs and Replacement Trust Fund	116.13	816.35		
203		2600	Dormitory Revenue Certificates of 1954—Repairs and Replacement Trust Fund		250.25		
204		2700	Dormitory Revenue Certificates of 1956—Interest and Sinking Trust Fund		7,280.00		
205		2900	Dormitory Revenue Certificates of 1957—Repairs and Replacement Trust Fund	190.38	25,633.47		
206		3000	Dormitory Revenue Certificates of 1957—Interest and Sinking Trust Fund	2,200.00	186,073.75		
207		3400	Apartment Revenue Certificates of 1959—Interest and Sinking Trust Fund		109,038.00		
208		3700	Apartment Revenue Certificates of 1961—Interest and Sinking Trust Fund		83,710.00		
209		4000	Apartment Revenue Certificates of 1954—Repairs and Replacement Trust Fund		1,924.28		
210		4200	Dormitory Revenue Certificates of 1963—Revenue Trust Fund		141,562.76		
211		4400	Apartment Revenue Certificates of 1963—Revenue Trust Fund		205,084.13		
212		4500	Sponsored Research Development Trust Fund	970,659.16	20,111,803.96	142,330.00	3,474.09
213		4700	Revenue Certificates of 1969—Revenue Trust Fund		93,055.00		
214		4800	Athletic Field House—Improvement Project Construction Trust Fund	17,085.24			
215		5000	Uniform Payroll Trust Fund	3,976.96	8,809.48		11,995.96

ABSTRACT OF FUNDED ACCOUNTS

Total Receipts	Total Available	DISBURSEMENTS			Balance June 30, 1980	Outstanding Warrants	Adjustments	Treasurer's Balance June 30, 1980	Line No.
		Regular Disbursements	Transfer Disbursements	Total Disbursements					
\$ 5,077.01	\$ 20,801.06	\$ 15,801.06		\$ 15,801.06	\$ 5,000.00	\$ 58.56	\$ 5,058.56	172	
25,468.76	38,166.08	33,175.29		33,175.29	4,990.79		4,990.79	173	
62,502.90	62,502.90	62,502.90		62,502.90		2,625.00	2,625.00	174	
4,660,129.26	4,834,180.70	3,845,311.00	640,982.29	4,486,293.29	347,887.41	19,577.88	367,465.09	175	
1,115,066.39	1,115,066.39	1,013,153.12	100,000.00	1,113,153.12	1,913.27		1,913.27	176	
275,682.52	420,158.88	169,856.80		169,856.80	250,302.08		250,302.08	177	
45,172.76	45,172.76	45,172.76		45,172.76				178	
3,360.14	6,240.16	2,022.84		2,022.84	4,217.32	107.94	4,325.26	179	
82,078.96	83,078.96	83,078.96		83,078.96				180	
11,906.31	11,906.31	11,906.31		11,906.31				181	
310,290.79	419,625.97	215,149.63	98,517.34	313,666.97	105,959.00	780.70	106,739.70	182	
301,931.29	411,961.35	244,709.89		244,709.89	167,251.46	42,427.93	209,679.39	183	
1,440,431.50	1,747,929.17	1,686,976.87		1,686,976.87	60,952.30	125,873.75	186,826.05	184	
2,262,388.94	2,935,691.27	1,844,039.10		1,844,039.10	1,091,652.17		1,091,652.17	185	
12,478,520.54	12,634,065.93	12,183,248.09	14,980.65	12,198,228.74	435,837.19	602,003.72	1,037,840.91	186	
1,899,593.71	2,062,804.11	1,922,224.84		1,922,224.84	140,579.27	108,965.64	249,544.91	187	
20,276.62	20,276.62	19,656.82		19,656.82	619.80		619.80	188	
250.00	250.00				250.00		250.00	189	
479,013.62	522,800.62	117,000.00	331,031.85	448,031.85	74,768.77		74,768.77	190	
27,162.61	31,126.32	29,696.68		29,696.68	1,427.64	4,112.68	5,540.32	191	
47,284.48	79,184.55	31,358.46		31,358.46	47,826.09	5,446,644.33	5,494,470.42	192	
2,769,919.81	2,957,356.95	2,720,237.56	105,910.00	2,826,147.56	131,209.39	92,384.13	223,593.52	193	
16,722,756.36	16,766,299.79	16,661,041.06	12,000.00	16,673,041.06	93,258.73	822,938.69	916,197.42	194	
2,095,617.95	2,095,618.00	2,092,676.44		2,092,676.44	2,941.56	53,133.67	56,075.23	195	
1,185,182.17	1,418,918.33	1,144,199.10		1,144,199.10	274,719.23	15,969.78	290,689.01	196	
160,619.74	160,619.74	160,619.74		160,619.74		141,381.00	141,381.00	197	
22,480.63	22,480.63	22,480.63		22,480.63				198	
318,905.20	439,002.74	202,139.07	232,594.06	434,733.15	4,269.59		4,269.59	199	
46,183.35	46,183.35	46,183.35		46,183.35				200	
13,808.75	13,808.75	13,808.75		13,808.75				201	
816.35	932.48	116.13		116.13	816.35		816.35	202	
250.25	250.25	250.25		250.25				203	
7,280.00	7,280.00	7,280.00		7,280.00				204	
25,633.47	25,623.85	25,623.85		25,623.85				205	
186,073.75	188,273.75	188,273.75		188,273.75				206	
109,038.00	109,038.00	109,038.00		109,038.00				207	
83,710.00	83,710.00	83,710.00		83,710.00				208	
1,924.28	1,924.28	1,924.28		1,924.28				209	
141,562.76	141,562.76	141,562.76		141,562.76				210	
205,084.13	205,084.13	205,084.13		205,084.13		128,847.50	128,847.50	211	
20,257,608.05	21,228,267.21	20,703,409.76	15,180.67	20,718,590.43	509,676.78	747,115.29	1,256,792.07	212	
93,055.00	93,055.00	93,055.00		93,055.00				213	
	17,085.24	4,211.36		4,211.36	12,873.88	478.50	13,352.38	214	
20,805.44	24,782.40	18,559.35		18,559.35	6,223.05	855,409.72	861,632.77	215	

ABSTRACT OF FUNDED ACCOUNTS

Line No.	Dept. and Div. No.	Code No.	NAME OF ACCOUNT	Balance July 1, 1979	RECEIPTS		
					Receipts	Transfers	Refunds, Restorations, and Other Receipts
TRUST FUND (Continued)							
481-499			EDUCATION, DEPARTMENT OF AND COMMISSIONER OF EDUCATION (Continued)				
	493		Florida Agricultural and Mechanical University:				
216	0200		Auxiliary Trust Fund	\$ 96,973.88	\$ 1,275,360.90	\$ 76,421.88	\$ 702.85
217	0300		Continuing Education Program—Extension Incidental Trust Fund	6,409.89	25,520.56		100.00
218	0400		Grants and Donations Trust Fund	266,971.41	6,496,715.46	508,648.38	19,457.37
219	0900		Dormitory Revenue Certificates of 1952—Revenue Trust Fund	20,785.13	265,057.96		
	1000		Dormitory Revenue Certificates of 1952—Operation and Maintenance Trust Fund	140.22	10.00	292,500.00	
220	1100		Dormitory Revenue Certificates of 1952—Interest and Sinking Trust Fund	.24	27,382.00	28,000.00	
221	1200		Dormitory Revenue Certificates of 1952—Repairs and Replacement Trust Fund	335.93	30,502.55		
222	1400		Apartment Revenue Certificates of 1963—Revenue Trust Fund	13,993.94	83,754.07		
223	1800		Dormitory Revenue Certificates of 1964—Revenue Trust Fund	5,578.07	309,437.94		
224	1700		Hospital—Interest and Sinking Trust Fund	414.79	30,562.32		
225	1800		Hospital—Operation and Maintenance Trust Fund	1,747.86	19,174.02		
226	2200		Housing Revenue Certificates of 1969—Revenue Trust Fund	40,094.40	241,340.81		
227	2400		Apartment Revenue Certificates of 1963—Interest and Sinking Trust Fund	1,004.66	49,916.63	18,000.00	
228	2500		Dormitory Revenue Certificates of 1964—Interest and Sinking Trust Fund	79.88	93,743.85	36,000.00	
229	2600		Mobile Home Unit Trust Fund	1,272.48	46,829.08		
230	2700		Sponsored Research Development Trust Fund	75,744.10	99,481.07	94,772.26	
231	3000		Apartment Revenue Certificates of 1963—Repairs and Replacement Trust Fund	1,781.16	6,529.13		
232	3100		Dormitory Revenue Certificates of 1964—Repairs and Replacement Trust Fund	.04	5,604.34	8,299.61	
233	3200		Housing Revenue Certificates of 1969—Interest and Sinking Trust Fund	70.82	46,293.71	10,000.00	
234	494		University of Central Florida:				
235	0200		Grants and Donations Trust Fund	37,712.93	5,332,118.13	890,387.95	1,533.84
236	0300		Auxiliary Trust Fund	133,432.90	4,019,172.77		994.69
237	0400		Extension Incidental Trust Fund	27,199.98	557,043.96		68.75
238	0500		Dormitory Revenue Certificates of 1967—Revenue Trust Fund	110,918.08	435,570.26		
239	0600		Solar Energy Center Testing Trust Fund	13,579.32	67,713.04		
240	0700		Sponsored Research Development Trust Fund	12,874.51	48,000.00	48,720.43	
241	495		University of South Florida:				
242	0200		Working Capital Trust Fund	152,589.84	1,372,851.76		4.99
243	0300		Auxiliary Trust Fund	353,289.15	9,548,655.87	1,316,000.00	2,242.84
244	0500		Continuing Education Program—Extension Incidental Trust Fund	197,139.43	782,283.31		700.52
245	0600		Grants and Donations Trust Fund	753,891.11	10,144,870.32	1,768,542.00	3,452.34
246	0700		Dormitory Revenue Certificates of 1959—Operation and Maintenance Trust Fund	30,363.63	328,119.27		
247	0800		Dormitory Revenue Certificates of 1959—Interest and Sinking Trust Fund	424.91	55,335.61	25,000.00	
248	0900		Building Maintenance Reserve Trust Fund	1,998.29	6,968.92		
249	1000		Dormitory Revenue Certificates of 1960—Operation and Maintenance Trust Fund	35,998.95	333,621.69		
250	1100		Dormitory Revenue Certificates of 1960—Interest and Sinking Trust Fund	679.14	74,002.55	27,000.00	
251	1200		Maintenance and Equipment Reserve Trust Fund	3,626.03	6,528.56		
252	1300		Dormitory Revenue Certificates of 1961—Revenue Trust Fund	85,071.51	460,029.34		
253	1400		Dormitory Revenue Certificates of 1961—Interest and Sinking Trust Fund	279.19	108,466.85	60,000.00	
254	1500		Dormitory Revenue Certificates of 1962—Revenue Trust Fund	111,567.50	514,840.39		
255	1700		Dormitory Dining and Auxiliary Revenue Certificates of 1965—Revenue Trust Fund	89,024.00	687,767.26	4,847.03	
256	1800		Dormitory Dining and Auxiliary Revenue Certificates of 1965—Interest and Sinking Trust Fund	195.42	117,459.48	90,000.00	
257	1900		Sponsored Research Development Trust Fund	112,906.80	32,952.68	724,580.36	
258	2200		Dormitory Revenue Certificates of 1962—Interest and Sinking Trust Fund	630.97	80,805.63	75,000.00	
259	2300		Medical Center—Professional Medical Liability Self-Insurance Trust Fund	9,531.23	363,561.49		
260	2400		Medical Center—Operation and Maintenance Trust Fund	102,297.27	866,876.69		254.50
261	496		Florida Atlantic University:				
262	0200		Grants and Donations Trust Fund	95,077.65	2,669,139.47	591,305.00	1,101.77
263	0300		Auxiliary Trust Fund	130,365.83	4,176,740.31		315.95
264	0400		Continuing Education Program—Extension Incidental Trust Fund	55,620.04	942,800.74		21.00
265	0800		Dormitory Revenue Certificates of 1964—Revenue Trust Fund	16,344.01	228,006.34	52,230.00	
266	0900		Revenue Certificates of 1966—A Issue—Revenue Trust Fund	19,927.74	186,054.95	60,800.00	
267	1000		Revenue Certificates of 1966—B Issue—Revenue Trust Fund	37,551.69	233,500.44	82,600.00	
268	1300		Sponsored Research Development Trust Fund	25,701.86	70,339.61	99,369.45	

ABSTRACT OF FUNDED ACCOUNTS

Total Receipts	Total Available	DISBURSEMENTS			Balance June 30, 1980	Outstanding Warrants	Adjustments	Treasurer's Balance June 30, 1980	Line No.
		Regular Disbursements	Transfer Disbursements	Total Disbursements					
\$ 1,352,485.63	\$ 1,449,459.51	\$ 1,339,115.42	\$ 40,067.00	\$ 1,379,182.42	\$ 70,277.09	\$ 65,553.74	\$ 135,830.83	216	
25,620.56	32,030.45	21,299.80		21,299.80	10,730.65	5,667.52	16,398.17	217	
7,024,821.21	7,291,792.62	6,889,290.77	186,078.18	7,075,368.95	216,423.67	303,759.64	520,183.31	218	
265,057.96	285,843.09		280,500.00	280,500.00	5,343.09		5,343.09	219	
292,510.00	292,650.22	281,857.62		281,857.62	10,792.60	311.70	11,104.30	220	
55,382.00	55,382.24	33,994.90		33,994.90	21,387.34		21,387.34	221	
30,502.55	30,838.48	23,677.19		23,677.19	7,161.29		7,161.29	222	
83,754.07	97,748.01	72,616.15	18,000.00	90,616.15	7,131.86	1,039.02	8,170.88	223	
309,437.94	315,016.01	269,259.05	36,000.00	305,259.05	9,756.96	408.89	10,165.85	224	
30,562.32	30,977.11	22,677.50	8,299.61	30,977.11				225	
19,174.02	20,921.88		20,921.88	20,921.88				226	
241,340.81	281,435.21	198,991.81	10,000.00	208,991.81	72,443.40	25,876.82	98,320.22	227	
67,916.63	68,921.29	68,892.50		68,892.50	28.79	62,608.75	62,637.54	228	
129,743.85	129,823.73	129,823.73		129,823.73		117,957.48	117,957.48	229	
46,829.08	48,101.56		47,500.00	47,500.00	601.56		601.56	230	
194,253.33	269,997.43	171,528.18	78,177.38	249,705.56	20,291.87	11,928.85	32,220.72	231	
6,529.13	8,310.29	8,298.60		8,298.60	11.69	6,100.00	6,111.69	232	
13,903.95	13,903.99	13,900.00		13,900.00	3.99	13,900.00	13,903.99	233	
56,293.71	56,364.53	55,891.90		55,891.90	472.63	5,637.50	6,110.13	234	
6,224,039.92	6,261,752.85	6,088,194.16	157,120.64	6,245,314.80	16,438.05	343,437.36	359,875.41	235	
4,020,167.46	4,153,600.36	3,958,863.38		3,958,863.38	194,736.98	210,875.14	405,612.12	236	
557,112.71	584,312.69	584,249.18		584,249.18	63.51	38,107.17	38,170.68	237	
435,570.26	546,488.34	464,430.78		464,430.78	82,057.56	13,950.21	96,007.77	238	
67,713.04	81,292.36	26,301.46		26,301.46	54,990.90	781.43	55,772.33	239	
94,720.43	107,594.94	46,231.17	55,949.23	102,180.40	5,414.54	4,109.41	9,523.95	240	
1,372,856.75	1,525,446.59	1,353,904.90		1,353,904.90	171,541.69	63,010.75	234,552.44	241	
10,866,898.71	11,220,187.86	10,460,137.05	206,428.00	10,666,565.05	553,622.81	378,419.42	932,042.23	242	
782,963.83	980,123.26	686,806.72		686,806.72	293,316.54	24,070.91	317,387.45	243	
11,916,864.66	12,670,755.77	10,823,722.88	953,871.97	11,777,594.85	893,160.92	610,688.60	1,503,849.52	244	
328,119.27	358,482.90	113,784.70	222,360.52	336,145.22	22,337.68	2,161.48	24,499.16	245	
80,335.61	80,760.52	80,700.00		80,700.00	60.52	41,158.62	41,219.14	246	
6,968.92	8,967.21	275.98		275.98	8,691.23	150.98	8,842.21	247	
333,621.69	369,620.64	105,502.94	222,741.84	328,244.78	41,375.86	59.93	41,435.79	248	
101,002.55	101,681.69	100,601.20		100,601.20	1,080.49	49,303.60	50,384.09	249	
6,528.56	10,154.59	2,912.02		2,912.02	7,242.57	553.70	7,796.27	250	
460,029.34	545,100.85	167,162.80	308,881.92	476,044.72	69,056.13	652.41	69,708.54	251	
168,466.85	168,746.04	168,647.80		168,647.80	98.24	83,882.41	83,980.65	252	
514,840.39	626,407.89	189,834.18	369,547.12	559,381.30	67,026.59	1,394.70	68,421.29	253	
692,614.29	781,638.29	245,721.92	469,468.60	715,190.52	66,447.77	1,842.00	68,289.77	254	
207,459.48	207,654.90	207,650.00		207,650.00	4.90	100,037.50	100,042.40	255	
757,533.04	870,439.84	502,367.37		502,367.37	368,072.47	14,678.47	382,750.94	256	
155,805.63	156,436.60	156,425.00		156,425.00	11.60	75,725.00	75,736.60	257	
363,561.49	373,092.72	372,785.37		372,785.37	307.35	80,693.00	81,000.35	258	
867,131.19	969,428.46	917,009.51		917,009.51	52,418.95	49,525.88	101,944.83	259	
3,261,546.24	3,356,623.89	3,095,037.84	144,034.83	3,239,072.67	117,551.22	104,317.57	221,868.79	260	
4,177,056.26	4,307,422.09	3,792,812.30	175,630.00	3,968,442.30	338,979.79	133,986.14	472,965.93	261	
942,821.74	998,441.78	855,896.95		855,896.95	142,544.83	26,404.96	168,949.79	262	
280,236.34	296,580.35	261,078.46		261,078.46	35,501.89	33,127.50	68,629.39	263	
246,854.95	266,782.69	222,155.71		222,155.71	44,626.98	38,912.50	83,539.48	264	
296,100.44	333,652.13	258,299.92		258,299.92	75,352.21	33,312.50	108,664.71	265	
169,709.06	195,410.92	125,951.62		125,951.62	69,459.30	685.47	70,144.77	266	

ABSTRACT OF FUNDED ACCOUNTS

Line No.	Dept. and Div. No.	Code No.	NAME OF ACCOUNT	Balance July 1, 1979	RECEIPTS		
					Receipts	Transfers	Refunds, Restorations, and Other Receipts
TRUST FUND (Continued)							
481-499			EDUCATION, DEPARTMENT OF AND COMMISSIONER OF EDUCATION (Continued)				
	497		University of West Florida:				
267	0200		Grants and Donations Trust Fund	\$ 31,555.32	\$ 429,931.78	\$ 660,658.00	\$ 207.65
268	0300		Auxiliary Trust Fund	171,470.39	1,232,404.53		1,554.26
269	0400		Continuing Education Program—Extension Incidental Trust Fund	30,332.99	178,309.15	5,318.45	
270	0600		Dormitory Revenue Certificates of 1966—Revenue Trust Fund	87,403.76	351,961.75		
271	0700		Dormitory Revenue Certificates of 1972—Revenue Trust Fund	43,047.88	373,996.62		
272	0800		Sponsored Research Development Trust Fund	227,937.36	4,443,515.98	15,545.39	482.85
273	5000		Uniform Payroll Trust Fund	5,061.34	134.42		1,241.90
	498		Florida International University:				
274	0200		Extension Incidental Trust Fund	71,426.68	1,211,101.28		562.27
275	0300		Grants and Donations Trust Fund	145,351.26	3,711,470.89	1,008,504.61	1,175.63
276	0500		Auxiliary Trust Fund	64,195.64	2,550,007.39		103.20
277	0600		Improvement Project Construction Trust Fund	23.96			
278	0800		Sponsored Research Development Trust Fund	27,093.66	46,243.06		
	499		University of North Florida:				
279	0200		Extension Incidental Trust Fund	27,033.60	180,653.03		
280	0300		Auxiliary Trust Fund	23,197.61	780,883.73		399.38
281	0400		Grants and Donations Trust Fund	33,614.95	1,410,035.74	435,675.00	574.21
282	0800		Sponsored Research Development Trust Fund	43,780.12	8,205.00	55,505.55	
283			TOTAL DEPARTMENT OF EDUCATION AND COMMISSIONER OF EDUCATION	\$ 33,310,715.89	\$ 1,091,948,105.97	\$ 86,757,036.79	\$ 349,055.05
ADMINISTRATION, DEPARTMENT OF							
510-519			Office of the Secretary:				
284	0100		Administrative Trust Fund	\$ 53,249.44	\$ 119,111.84	\$ 1,092,208.21	\$
285	0300		Grants and Donations Trust Fund	46,572.15			16.74
	511		Division of Budget:				
286	0200		Public Works Employment Act Trust Fund	122.84			
	512		Division of State Planning:				
287	0100		State Planning Trust Fund	163,933.08			
288	0200		Governor's Highway Safety Commission Trust Fund	109,935.25			
289	0300		Governor's Council on Criminal Justice Trust Fund	144,396.90			3,376.71
290	0400		Block Grant Matching Trust Fund	2,900,712.64			364.00
	0500		Governor's Council on Criminal Justice—Grants and Donations Trust Fund	47.78			
291	0600		State-Federal Relations Trust Fund	1,397,840.62	142.89	33,951.69	14.00
	513		Division of State Planning:				
293	0100		Advocacy Commission for the Developmentally Disabled Trust Fund	19,439.91			
	514		Division of Administrative Hearings:				
294	0100		Administrative Trust Fund		113,058.00		
	515		Division of Personnel:				
295	0100		State Personnel System Trust Fund	520,373.75	4,246,819.51	112.00	127.56
296	0200		Grants and Donations Trust Fund	144,909.91	637,850.21	11,385.35	
297	0300		State Employees Life Insurance Trust Fund	255,760.83	3,266,191.04		167.10
298	0400		State Employees Savings Bonds Trust Fund	478,220.51	3,113,047.66		415.26
299	0500		State Employees Health Insurance Trust Fund	849,954.59	79,371,309.40		2,133.16
	516		Division of Retirement:				
300	0100		Retirement System Trust Fund	22,700.17	979,688,447.03	46,456.67	173,133.16
301	0200		Operating Trust Fund	192,260.98	589.23	5,000,000.00	3,275.44
302	0400		Social Security Contribution Trust Fund		12,998.58		
303	0500		Social Security Administration Trust Fund	17,380.48	1,243,914,946.98	133,278.97	10,354.49
304	0600		Survivor's Benefits Trust Fund	35,697.72	2,175,123.95	1,366,721.03	7,023.00
	518		Commission on Human Relations:				
305	0100		Grants and Donations Trust Fund		266,350.00	4,530.47	
	519		Human Resource Management:				
306	0100		State Personnel System Trust Fund		170.94	2,314,174.00	
306			TOTAL DEPARTMENT OF ADMINISTRATION	\$ 7,353,509.55	\$ 2,316,926,157.26	\$ 10,002,818.39	\$ 200,400.62
COMMUNITY AFFAIRS, DEPARTMENT OF							
520-528			Office of the Secretary:				
308	0100		Administrative Trust Fund	\$ 62,626.12	\$ 1,039.49	\$ 431,011.64	\$
309	0200		Commission on Human Relations—Grants and Donations Trust Fund	4,530.47			
310	0400		Florida State Prime Sponsor Trust Fund	84,467.38	17,706,442.55		8,160.00
	521		Division of Community Services:				
311	0100		Neighborhood Youth Corps Trust Fund	2,466.89			
312	0200		Economic Opportunity Trust Fund	75,196.43	5,001,431.97		78.00
313	0300		Community Services Trust Fund	125,324.08	1,041,885.52		
314	0400		Migrant Labor Trust Fund	632.75			

ABSTRACT OF FUNDED ACCOUNTS

Total Receipts	Total Available	DISBURSEMENTS			Balance June 30, 1980	Outstanding Warrants	Adjustments	Treasurer's Balance June 30, 1980	Line No.
		Regular Disbursements	Transfer Disbursements	Total Disbursements					
\$ 1,090,797.43	\$ 1,122,352.75	\$ 1,047,015.18	\$ 10,000.00	\$ 1,057,015.18	\$ 65,337.57	\$ 71,340.66	\$	\$ 136,678.23	267
1,233,958.79	1,405,429.18	1,336,509.69		1,336,509.69	68,919.49	55,566.74		124,486.23	268
183,627.60	213,960.59	182,305.76	5,545.39	187,851.15	26,109.44	4,113.58		30,223.02	269
351,961.75	439,365.51	384,683.17		384,683.17	54,682.34	6,783.55		61,465.89	270
373,996.62	417,044.50	377,327.84		377,327.84	39,716.66	86.50		39,803.16	271
4,459,544.22	4,687,481.58	4,251,850.15	15,318.45	4,267,168.60	420,312.98	81,439.40		501,752.38	272
1,376.32	6,437.66	5,425.69		5,425.69	1,011.97	131,673.10		132,685.07	273
1,211,663.55	1,283,090.23	1,196,937.89		1,196,937.89	86,152.34	90,189.41	(110.00)	176,231.75	274
4,721,151.13	4,866,502.39	4,709,249.07		4,709,249.07	157,253.32	245,533.04		402,786.36	275
2,550,110.59	2,614,306.23	2,484,084.41	114,497.61	2,598,582.02	15,724.21	233,271.38	(969.00)	248,026.59	276
	23.96				23.96			23.96	277
46,243.06	73,336.72	45,253.31		45,253.31	28,083.41	4,139.93		32,223.34	278
180,653.03	207,686.63	204,422.44		204,422.44	3,264.19	12,653.04		15,917.23	279
781,283.11	804,480.72	789,344.86		789,344.86	15,135.86	50,297.82		65,433.68	280
1,846,284.95	1,879,899.90	1,785,696.60	55,505.55	1,821,202.15	58,697.75	78,211.98		136,909.73	281
63,710.55	107,490.67	92,806.45		92,806.45	14,684.22	1,463.85		16,148.07	282
\$ 1,179,054,197.81	\$ 1,212,364,913.70	\$ 1,093,719,308.89	\$ 73,250,562.17	\$ 1,166,969,871.06	\$ 45,395,042.64	\$ 37,755,998.29	\$ (1,079.00)	\$ 83,149,961.93	283
\$ 1,211,320.05	\$ 1,264,569.49	\$ 1,145,809.68	\$ 26,446.22	\$ 1,172,255.90	\$ 92,313.59	\$ 64,835.86	\$	\$ 157,149.45	284
16.74	46,588.89		46,588.89	46,588.89					285
	122.84		122.84	122.84					286
	163,933.08	10,389.00	150,425.33	160,814.33	3,118.75			3,118.75	287
	109,935.25		100,000.00	100,000.00	9,935.25			9,935.25	288
3,376.71	147,773.61		147,773.61	147,773.61		14.50	34,792.00	34,806.50	289
364.00	2,901,076.64		2,901,076.64	2,901,076.64					290
	47.78				47.78			47.78	291
34,108.58	1,431,949.20		1,431,949.20	1,431,949.20					292
	19,439.91		19,439.91	19,439.91					293
113,058.00	113,058.00	78,582.42		78,582.42	34,475.58	8,790.10		43,265.68	294
4,247,059.07	4,767,432.82	1,376,901.51	3,085,862.90	4,462,764.41	304,668.41	41,752.59		346,421.00	295
649,235.56	794,145.47	444,846.96	219,955.00	664,801.96	129,343.51	41,826.23		171,169.74	296
3,266,358.14	3,522,118.97	3,479,992.90		3,479,992.90	42,126.07	476,546.84		518,672.91	297
3,113,462.92	3,591,683.43	3,370,262.37		3,370,262.37	221,421.06	32,277.45		253,698.51	298
79,373,442.56	80,223,397.15	79,904,804.43		79,904,804.43	318,592.72	723,907.45		1,042,500.17	299
979,908,036.86	979,930,737.03	973,399,634.39	6,500,000.00	979,899,634.39	31,102.64	19,731,143.15		19,762,245.79	300
5,003,864.67	5,196,125.65	4,753,556.90	334,875.00	5,088,431.90	107,693.75	269,626.58		377,320.33	301
12,998.58	12,998.58		12,998.58	12,998.58					302
1,244,058,580.44	1,244,075,960.92	1,244,042,823.49	12,356.69	1,244,055,180.18	20,780.74	282,523.71		303,304.45	303
3,548,867.98	3,584,565.70	3,584,065.70		3,584,065.70	500.00	292,805.89		293,305.89	304
270,880.47	270,880.47	205,030.17	13,444.54	218,474.71	52,405.76	14,582.60		66,988.36	305
2,314,344.94	2,314,344.94	2,238,154.45		2,238,154.45	76,190.49	74,538.69		150,729.18	306
\$ 2,327,129,376.27	\$ 2,334,482,885.82	\$ 2,318,034,854.37	\$ 15,003,315.35	\$ 2,333,038,169.72	\$ 1,444,716.10	\$ 22,055,171.64	\$ 34,792.00	\$ 23,534,679.74	307
\$ 432,051.13	\$ 494,677.25	\$ 381,034.04	\$ 14,302.34	\$ 395,336.38	\$ 99,340.87	\$ 39,654.71	\$	\$ 138,995.58	308
	4,530.47		4,530.47	4,530.47					309
17,714,602.55	17,799,069.93	17,170,942.84	628,127.09	17,799,069.93		32,071.24	6,597.79	38,669.03	310
	2,466.89		2,466.89	2,466.89					311
5,001,509.97	5,076,706.40	4,999,960.29	33,563.58	5,033,523.87	43,182.53	591,278.58		634,461.11	312
1,041,885.52	1,167,209.60	814,607.75		814,607.75	352,601.85	14,157.00		366,758.85	313
	632.75		632.75	632.75					314

ABSTRACT OF FUNDED ACCOUNTS

Line No.	Dept. and Div. No.	Code No.	NAME OF ACCOUNT	Balance July 1, 1979	RECEIPTS		
					Receipts	Transfers	Refunds, Restorations, and Other Receipts
TRUST FUND (Continued)							
520-528	COMMUNITY AFFAIR, DEPARTMENT OF (Continued)						
	523	Division of Disaster Preparedness:					
315	0100		U.S. Contributions Trust Fund	\$ 1,189.29			\$ 13.42
316	0300		Personnel and Administration Trust Fund	25,409.86			
317	0500		Radiological Equipment Facility Trust Fund	3,449.17			
318	0600		Community Shelter Planning—Program Trust Fund	2,467.62			
319	0700		Disaster Planning Trust Fund	6,528.73			
	524	Division of Veteran's Affairs:					
320	0100		State Approval Agency Trust Fund	20,281.03	324,632.86		
	525	Division of Technical Assistance:					
321	0100		Urban Planning Assistance Revolving Trust Fund	21,888.35			
322	0300		Community Development Trust Fund	500,996.27			
	0400		Revolving Rural Land Acquisition and Site Development Assistance Trust Fund	7,056.63			148.10
323	0500		Factory-Built Housing Trust Fund	16,536.99			
325	0600		Housing Assistance Trust Fund	114,431.04	4.60		67.20
	527	Division of Public Safety Planning and Assistance:					
326	0100		U.S. Contributions Trust Fund		196,267.44	1,202.71	7.00
327	0200		Disaster Relief U.S. Trust Fund		1,600,869.00		
328	0300		Personnel and Administrative Trust Fund		1,203,398.00	29,111.67	40.50
329	0400		Governor's Highway Safety Commission Trust Fund		7,256,331.70	236,994.47	
330	0500		Radiological Equipment Facility Trust Fund		102,407.71	5,449.17	
331	0600		Community Shelter Planning Program Trust Fund		123,897.76	2,467.62	
332	0700		Disaster Planning Trust Fund		21,888.43	6,528.73	
333	0800		Governor's Council on Criminal Justice Trust Fund		22,377,671.06	197,255.86	
334	0900		Block Grant Matching Trust Fund		844,079.10	2,901,076.64	
	528	Local Resource Management:					
335	0100		Urban Planning Assistance Revolving Trust		795,508.54	26,850.03	
336	0200		State Planning Trust Fund		316,647.28	150,000.00	
337	0300		Community Development Trust Fund		577,744.23	593,168.27	
338	0400		Revolving Land Acquisition and Site Development Trust Fund		325,690.94	7,696.07	
339	0500		Factory Built Housing Trust Fund		160,754.37	16,536.99	
340	0600		Housing Assistance Trust Fund		523,142.29	114,904.39	212.36
341	0700		Neighborhood Housing Services Grant Fund			500,000.00	
342			TOTAL DEPARTMENT OF COMMUNITY AFFAIRS	\$ 1,075,479.10	\$ 60,501,734.84	\$ 5,220,254.26	\$ 8,726.58
530-536	BUSINESS REGULATION, DEPARTMENT OF						
	530	Office of Executive Director:					
343	0100		Administrative Trust Fund	\$ 26,856.81		\$ 587,003.00	\$ 713.41
	531	Division of Pari-Mutuel Wagering:					
344	0100		Operating Trust Fund	291,544.64	33,625,311.08	544.91	145.48
345	0200		Additional Harness and Dog Track Tax Trust Fund	60,914.67	17,280,844.72		
	532	Division of Hotels and Restaurants:					
346	0100		Hotel and Restaurant Trust Fund	15,949.80	3,052,287.03	530.19	255.60
	533	Division of Florida Land Sales:					
347	0100		Florida Land Sales Trust Fund	56,782.04	1,982,365.72	162.73	106.42
	534	Division of Beverage:					
348	0100		Cigarette Tax Collection Trust Fund	5,980,341.71	255,865,753.99		9,989.65
349	0200		Beverage License Trust Fund	195,425.10	13,889,444.35		11.40
350	0300		Cigarette Bootleg Study Trust Fund		11,112.00		
	535	Division of General Regulations:					
351	0100		Yacht and Ship Brokers Trust Fund	124,222.23			
352	0200		Certified Shorthand Reporters Trust Fund	4,298.62		47.00	
	536	State Mobile Home Tenant-Landlord Commission:					
353	0100		State Mobile Home Tenant-Landlord Trust Fund	.10			
354			TOTAL DEPARTMENT OF BUSINESS REGULATION	\$ 6,756,335.72	\$ 325,707,118.89	\$ 588,287.83	\$ 11,221.96
540-544	LABOR AND EMPLOYMENT SECURITY, DEPARTMENT OF						
	540	Office of the Secretary and Administrative Services:					
355	0100		Administrative Trust Fund	\$ 1,004.97	\$ 43,111.84	\$ 4,041,631.81	\$ 1,157.46
356	0200		Special Employment Security Trust Fund	503,224.32	50,000.00	1,081,050.11	
357	0300		Revolving Trust Fund	85,808.85	1,372,796.94	201,925.48	171.89
358	0400		Caldwell Data Center—Working Capital Trust Fund	289,158.58	3,391,766.35	222,429.03	818.62
359	0600		Workmen's Compensation Special Disability Trust Fund	3,377,753.17	19,249,270.34	176.37	8,603.00
360	0700		Industrial Relations Commission Trust Fund	27,119.34	29.40	211,476.62	264.00
361	0900		Public Employees Relation Trust Fund	240,695.91	28,570.22		
362	1000		Employment Security Administration Trust Fund	9,279.54	157.96	555,000.00	309.79
363	1100		Workers Compensation Administration Trust Fund			2,601,021.00	

ABSTRACT OF FUNDED ACCOUNTS

Total Receipts	Total Available	DISBURSEMENTS			Balance June 30, 1980	Outstanding Warrants	Adjustments	Treasurer's Balance June 30, 1980	Line No.
		Regular Disbursements	Transfer Disbursements	Total Disbursements					
\$ 13.42	\$ 1,202.71	\$	\$ 1,202.71	\$ 1,202.71	\$	\$	\$ 7.00	315	
.....	25,409.86	25,409.86	25,409.86	40.50	316	
.....	3,449.17	3,449.17	3,449.17	317	
.....	2,467.62	2,467.62	2,467.62	318	
.....	6,528.73	6,528.73	6,528.73	319	
324,632.86	344,913.89	337,249.62	337,249.62	7,664.27	12,667.65	320	
.....	21,888.35	21,888.35	21,888.35	321	
.....	500,996.27	500,996.27	500,996.27	322	
148.10	7,204.73	7,204.73	7,204.73	323	
.....	16,536.99	16,536.99	16,536.99	324	
71.80	114,502.84	114,502.84	114,502.84	212.36	212.36	325	
197,477.15	197,477.15	185,386.04	4,283.36	189,669.40	7,807.75	14,800.71	(7.00)	22,601.46	326
1,600,869.00	1,600,869.00	1,600,869.00	1,600,869.00	114,228.00	114,228.00	327
1,232,550.17	1,232,550.17	1,186,036.17	37,560.21	1,223,596.38	8,953.79	71,552.15	(40.50)	80,465.44	328
7,493,326.17	7,493,326.17	7,431,911.65	26,100.11	7,458,011.76	35,314.41	618,553.80	653,968.21	329
107,856.88	107,856.88	93,277.33	11,246.12	104,523.45	3,333.43	5,680.06	9,013.49	330
126,365.38	126,365.38	110,019.46	13,297.47	123,316.93	3,048.45	7,684.69	10,733.14	331
28,417.16	28,417.16	21,709.49	2,968.83	24,678.32	3,738.84	3,047.85	6,786.69	332
22,574,926.92	22,574,926.92	21,923,012.91	78,850.58	22,001,863.49	573,063.43	1,176,888.26	(34,792.00)	1,715,159.69	333
3,745,155.74	3,745,155.74	411,823.57	87,498.00	499,321.57	3,245,834.17	40,006.73	3,285,840.90	334
822,358.57	822,358.57	669,160.55	69,983.22	739,143.77	83,214.80	43,490.25	126,705.05	335
466,647.28	466,647.28	284,607.15	5,987.60	290,594.75	176,052.53	50,425.57	226,478.10	336
1,170,912.50	1,170,912.50	633,355.17	331,572.20	964,927.37	205,985.13	29,336.67	235,321.80	337
333,387.01	333,387.01	166,577.84	152,812.86	319,390.70	13,996.31	3,776.02	17,772.33	338
177,291.36	177,291.36	144,738.43	3,510.47	148,248.90	29,042.66	14,403.03	43,445.49	339
638,259.04	638,259.04	576,401.20	6,503.20	582,904.40	55,354.64	46,674.49	(212.36)	101,816.77	340
500,000.00	500,000.00	500,000.00	500,000.00	341
\$ 65,730,715.68	\$ 66,806,194.78	\$ 59,142,680.50	\$ 2,215,984.62	\$ 61,358,665.12	\$ 5,447,529.66	\$ 2,930,377.46	\$ (28,194.21)	\$ 8,349,712.91	342
\$ 587,716.41	\$ 614,573.22	\$ 552,625.28	\$ 9,197.40	\$ 561,822.68	\$ 52,750.54	\$ 23,844.46	\$	\$ 76,595.00	343
33,626,001.47	33,917,546.11	24,837,723.74	4,553,338.00	29,391,061.74	4,526,484.37	101,638.25	4,628,122.62	344
17,280,844.72	17,341,759.39	9,571,203.14	5,600,000.00	15,171,203.14	2,170,556.25	2,170,556.25	345
3,053,072.82	3,069,022.62	2,635,045.96	274,991.00	2,910,036.96	158,985.66	57,629.72	216,615.38	346
1,982,634.87	2,039,416.91	1,849,532.22	136,950.00	1,986,482.22	52,934.69	42,571.83	22,832.54	98,339.06	347
255,875,743.64	261,856,085.35	11,904,128.87	238,051,735.31	249,955,864.18	11,900,221.17	223,031.41	12,123,252.58	348
13,889,455.75	14,084,880.85	7,231,851.69	6,624,746.00	13,856,597.69	228,283.16	4,355.20	232,638.36	349
11,112.00	11,112.00	11,112.00	11,112.00	350
.....	124,222.23	4,611.99	119,605.24	124,217.23	5.00	5.00	351
47.00	4,345.62	4,345.62	4,345.62	352
.....	.1010	.10	353
\$ 326,306,628.68	\$ 333,062,964.40	\$ 58,586,722.89	\$ 255,374,908.67	\$ 313,961,631.56	\$ 19,101,332.84	\$ 453,070.87	\$ 2,832.54	\$ 19,557,236.25	354
\$ 4,085,901.11	\$ 4,086,906.08	\$ 3,531,331.75	\$ 243,234.94	\$ 3,774,566.69	\$ 312,339.39	\$ 173,194.42	\$	\$ 485,533.81	355
1,131,050.11	1,634,274.43	1,277,308.62	94,760.00	1,372,068.62	262,205.81	262,205.81	356
1,574,894.31	1,660,703.16	1,548,004.08	1,548,004.08	112,699.08	64,185.14	176,884.22	357
3,615,014.00	3,904,172.58	3,559,524.52	5,441.27	3,564,965.79	339,206.79	173,339.82	512,546.61	358
19,258,049.71	22,635,802.88	20,187,799.94	7,768.97	20,195,568.91	2,440,233.97	1,309,512.84	3,749,746.81	359
211,770.02	238,889.36	225,125.45	8,952.55	234,078.00	4,811.36	4,811.36	360
28,570.22	269,266.13	207,438.06	207,438.06	61,828.07	61,828.07	361
555,467.75	564,747.29	524,364.11	27,148.26	551,512.37	13,234.92	27,045.03	40,279.95	362
2,601,021.00	2,601,021.00	2,301,397.69	27,898.27	2,329,295.96	271,725.04	127,208.03	398,933.07	363

ABSTRACT OF FUNDED ACCOUNTS

Line No.	Dept. and Div. No.	Code No.	NAME OF ACCOUNT	Balance July 1, 1979	RECEIPTS		
					Receipts	Transfers	Refunds, Restorations, and Other Receipts
TRUST FUND (Continued)							
540-546			LABOR AND EMPLOYMENT SECURITY, DEPARTMENT OF (Continued)				
	541		Division of Labor:				
364	0100		Workmen's Compensation Administration Trust Fund	\$ 3,825,270.30	\$ 622,868.02	\$ 625,000.00	\$ 4,828.09
365	0400		Grants and Donations Trust Fund	70,022.01	201,266.54		
	542		Division of Employment Security:				
366	0100		Employment Security Administration Trust Fund		37.44		
367	0200		Grants and Donations Trust Fund	498,924.76	6,827,400.14	500,855.76	3,393.89
368	0300		Employment Security Administration Trust Fund	1,178,855.48	55,069,703.46	940,881.86	28,987.20
369	1000		Unemployment Compensation Benefit Trust Fund	3,709,996.41	149,998,363.35		202,142.00
370	1100		Unemployment Compensation Clearing Trust Fund	124,542.96	292,097,023.85		19,615.59
371	1300		Manpower Development and Training Trust Fund	117,109.33			
372	1500		Work Incentive Benefits Trust Fund	77,176.23	450,444.87		889.74
373	1600		Crew Chief Registration Trust Fund	79,894.84	91,055.26		1.00
	543		Division of Tourism:				
374	0100		Grants and Donations Trust Fund	5,168.86			
	544		Division of Economic Development:				
375	0100		Grants and Donations Trust Fund	22,785.40			
	545		Division of Worker's Compensation:				
376	0100		Administrative Trust Fund		12,528,363.94	3,554,401.36	
377	0400		Grants and Donations Trust Fund		390,518.84	5,000.00	
	546		Division of Employment and Training:				
378	0100		Florida State Prime Sponsor Trust Fund		41,003,608.45	525,040.31	6,543.57
359			TOTAL DEPARTMENT OF LABOR AND EMPLOYMENT SECURITY	\$ 14,243,791.26	\$ 583,416,357.21	\$ 15,065,889.71	\$ 277,725.84
550-557 TRANSPORTATION, DEPARTMENT OF							
	550		Office of the Secretary and Division of Administration:				
380	0100		Working Capital Trust Fund	\$ 2,792,599.28	\$ 46,741,389.48	\$ 705,798,275.15	\$ 1,388,668.00
	553		Division of Road Operations:				
381	0500		Primary Trust Fund	1,585,769.83	503,158,246.84	195,415,894.23	431.00
382	0600		Secondary Trust Fund	830,150.30	22,394,620.94	2,779,579.80	
383	0700		Suwannee County Project Construction Trust Fund	7,236.60			
384	0800		Holmes County Project Construction Trust Fund		1,023,987.09		
385	1000		Alachua County Project Construction Trust Fund No. 81		266.00		
386	1500		Columbia County Project Construction Trust Fund No. 82		58,210.63		
387	1600		Bradford County Project Construction Trust Fund No. 81		1,283,341.49	14,000.00	
388	2500		Walton County Project Construction Trust Fund No. 82	.84			
389	2600		Wakulla County Project Construction Trust Fund No. 81		21,667.09		
390	2800		Alachua County Project Construction Trust Fund No. 82		464,368.01		
391	3200		Collier County Project Construction Trust Fund No. 81		9,183,471.52	200,000.00	
392	3300		Escambia County Project Construction Trust Fund		10,605,736.20	212,059.81	
393	3400		Pinellas County Project Construction Trust Fund		17,044,361.92	402,994.35	
394	3600		Gulf County Project Construction Trust Fund No. 83		2,082,311.90	44,332.52	
395	3700		Liberty County Project Construction Trust Fund No. 82		1,714,675.00	40,302.29	
396	3800		Hernando County Project Construction Trust Fund No. 81		3,730,920.00	84,420.52	
397	3900		Madison County Project Construction Trust Fund No. 81		2,376,908.75	50,250.32	
398	6000		Hillsborough County Project Construction Trust Fund No. 81	50.00			
399	6700		Lafayette County Project Construction Trust Fund No. 81		4,255.69		
400	6900		Lee County Project Construction Trust Fund No. 82		905,959.54		
401	7100		Hillsborough County 1979 Project Construction Trust Fund	34,691.66	39,874,103.63		15,000.00
402	7300		Levy County Project Construction Trust Fund	333.55			
403	8000		Escambia County Project Construction Trust Fund		1,321,938.59		
404	8100		Manatee County Toll Bridges Construction Trust Fund		8,720.63		
405	8700		Okaloosa County Project Construction Trust Fund No. 82	2,922.86			
406	9000		Okeechobee County Project Construction Trust Fund No. 81		325.83		
407	9400		Osceola County Project Construction Trust Fund No. 81		5.00		
408	9500		Palm Beach County Project Construction Trust Fund No. 83	97.86	9,271,562.76		
409	9600		Palm Beach County Project Construction Trust Fund No. 1		6,393.20		
410	9800		Pasco County Project Construction Trust Fund No. 82		1,393.69		
	554		Division of Road Operations:				
411	0100		Pinellas County Project Construction Trust Fund	738.17	89.47		
412	0200		Advanced Interstate Construction Revolving Trust Fund	125,653,065.00	81,308,554.00	30,000,000.00	
	0300		Hillsborough County Expressway Authority 1971 Project Construction Trust Fund	.86			
413							
414	0700		Polk County Project Construction Trust Fund	44.90			
415	1300		Putnam County Project Construction Trust Fund		7.00		
416	2600		Seminole County Project Construction Trust Fund No. 81	1,879.99	18,140.08		
417	2800		Seminole County Project Construction Trust Fund No. 2	.13	327.34		
418	3700		Volusia County Project Acquisition Trust Fund		272.29		
419	4200		Walton County Project Construction Trust Fund	95.50			

ABSTRACT OF FUNDED ACCOUNTS

Total Receipts	Total Available	DISBURSEMENTS			Balance June 30, 1980	Outstanding Warrants	Adjustments	Treasurer's Balance June 30, 1980	Line No.
		Regular Disbursements	Transfer Disbursements	Total Disbursements					
\$ 1,252,696.11	\$ 5,077,966.41	\$ 755,277.53	\$ 4,128,282.70	\$ 4,883,560.23	\$ 194,406.18	\$ 531.76	\$ 194,937.94	364	
201,266.54	271,268.55	245,034.73	9,771.56	254,806.29	16,462.26	125.00	16,607.26	365	
37.44	37.44				37.44		37.44	366	
7,331,649.79	7,830,574.55	5,928,802.18	900,121.86	6,828,924.04	1,001,650.51	408,344.35	1,409,994.86	367	
56,039,572.52	57,218,428.00	51,815,254.56	3,942,535.76	55,757,790.32	1,460,637.68	2,644,204.15	4,104,841.83	368	
150,200,505.35	153,910,501.76	152,828,955.14		152,828,955.14	1,081,546.62	8,700,316.54	9,779,959.16	369	
292,116,639.44	292,241,182.40	291,055,481.74	1,081,050.11	292,136,531.85	104,650.55	1,021,305.61	1,125,956.16	370	
	117,109.33				117,109.33		117,109.33	371	
451,334.61	528,510.84	478,833.66		478,833.66	49,677.18	26,483.36	76,160.54	372	
91,056.26	170,951.10	163,183.10	7,343.00	170,526.10	425.00	50.00	475.00	373	
	5,168.86		5,168.86	5,168.86				374	
	22,785.40				22,785.40		22,785.40	375	
16,082,765.30	16,082,765.30	11,903,491.29	3,380,259.98	15,283,751.27	799,014.03	736,764.97	1,535,779.00	376	
395,518.84	395,518.84	357,507.73	21,963.30	379,471.03	16,047.81		16,047.81	377	
41,535,192.33	41,535,192.33	38,238,093.30	452,432.08	38,690,525.38	2,844,666.95	3,024,479.98	5,862,549.14	378	
\$ 598,759,972.76	\$ 613,003,764.02	\$ 586,924,771.12	\$ 14,551,571.53	\$ 601,476,342.65	\$ 11,527,421.37	\$ 18,437,091.00	\$ (8,501.79)	\$ 29,956,010.58	379
\$ 753,928,332.71	\$ 756,720,931.99	\$ 725,355,589.94	\$ 29,005,732.11	\$ 754,361,322.05	\$ 2,359,609.94	\$ 43,180,929.18	\$ (2,832.54)	\$ 45,537,706.58	380
698,574,572.07	700,160,341.90	50,533,435.18	635,764,777.00	686,298,212.18	13,862,129.72	15,330.48	13,877,460.20	381	
25,174,200.74	26,004,351.04	8,760,146.32	17,202,614.70	25,962,761.02	41,590.02	800,000.00	841,590.02	382	
	7,236.60		999.25	999.25	6,237.35		6,237.35	383	
1,023,987.09	1,023,987.09	953,430.55		953,430.55	70,556.54		70,556.54	384	
266.00	266.00				266.00		266.00	385	
58,210.63	58,210.63		58,210.63	58,210.63				386	
1,297,341.49	1,297,341.49	1,297,341.49		1,297,341.49				387	
	.84				.84		.84	388	
21,667.09	21,667.09		21,667.09	21,667.09				389	
464,368.01	464,368.01		464,368.01	464,368.01				390	
9,383,471.52	9,383,471.52	9,383,471.52		9,383,471.52		320,094.16	320,094.16	391	
10,817,796.01	10,817,796.01	10,812,311.99		10,812,311.99	5,484.02		5,484.02	392	
17,447,356.27	17,447,356.27	17,444,361.92		17,444,361.92	2,994.35	222,102.62	225,096.97	393	
2,126,644.42	2,126,644.42	2,126,644.42		2,126,644.42				394	
1,754,977.29	1,754,977.29	1,754,977.29		1,754,977.29				395	
3,815,340.52	3,815,340.52	3,000,000.00		3,000,000.00	815,340.52		815,340.52	396	
2,427,159.07	2,427,159.07	2,000,000.00		2,000,000.00	427,159.07		427,159.07	397	
	50.00				50.00		50.00	398	
4,255.69	4,255.69		4,255.69	4,255.69				399	
905,959.54	905,959.54		905,959.54	905,959.54				400	
39,889,103.83	39,923,795.29	39,480,937.75	300,000.00	39,780,937.75	142,857.54	1,147,318.61	1,290,176.15	401	
	333.55				333.55		333.55	402	
1,321,938.59	1,321,938.59		1,321,938.59	1,321,938.59				403	
8,720.63	8,720.63		8,720.63	8,720.63				404	
	2,922.86	2,922.86		2,922.86				405	
325.83	325.83		325.83	325.83				406	
5.00	5.00		5.00	5.00				407	
9,271,562.76	9,271,660.62		9,271,660.62	9,271,660.62				408	
6,393.20	6,393.20	6,393.20		6,393.20				409	
1,393.69	1,393.69		1,393.69	1,393.69				410	
89.47	827.64	647.57	180.07	827.64				411	
111,308,554.00	236,961,619.00	7,124,031.89	86,267,846.00	93,391,877.89	143,569,741.11		143,569,741.11	412	
	.86				.86		.86	413	
	44.90				44.90		44.90	414	
7.00	7.00		7.00	7.00				415	
18,140.08	20,020.07	19,320.74	699.33	20,020.07				416	
327.34	327.47		327.47	327.47				417	
272.29	272.29		272.29	272.29				418	
	95.50				95.50		95.50	419	

ABSTRACT OF FUNDED ACCOUNTS

Line No.	Dept. and Div. No.	Code No.	NAME OF ACCOUNT	Balance July 1, 1979	RECEIPTS		
					Receipts	Transfers	Refunds, Restorations, and Other Receipts
TRUST FUND (Continued)							
550-557	TRANSPORTATION, DEPARTMENT OF (Continued)						
554	Division of Road Operations: (Continued)						
420	4600		Jackson County Rights of Way Acquisition Trust Fund	\$	\$ 38,834.10	\$	\$
421	4700		Dade County 1970 Expressway Project Construction Trust Fund		79,028.50		
422	4900		Palm Beach County Project Construction Trust Fund No. 82		371,169.80		
	5000		Jacksonville Transportation Authority 1977 Project Construction Trust Fund	46,282.54	6,488,487.27		
423				818.34			
424	5100		Gilchrist County Project Construction Trust Fund No. 82				
425	5300		Walton County Project Construction Trust Fund No. 82		623,540.73		
555	Burns Data Center:						
426	0200		Working Capital Trust Fund	102,896.18	13,240.44	2,950,000.00	
556	Centralized Mobile Equipment and Warehouse Operations:						
427	0100		Working Capital Trust Fund	735,053.36	2,007,659.21	26,092,558.72	665.23
557	Division of Public Transportation Operations:						
428	0100		Public Transportation Operations Trust Fund	245,284.63	1,514,261.25	10,656,367.00	
429	TOTAL DEPARTMENT OF TRANSPORTATION			\$ 132,040,012.38	\$ 765,742,752.90	\$ 974,741,034.71	\$ 1,404,764.31
560	ENVIRONMENTAL REGULATION, DEPARTMENT OF						
430	0100		Operating Trust Fund	\$ 904,626.39	\$ 4,915,993.81	\$	\$ 7.50
431	0200		License and Permitting Trust Fund	29,380.00	28,730.00		
432	0300		Pollution Recovery Trust Fund	690,578.22	336,958.44		
433	0400		Project Construction Trust Fund	537.97	24,620,145.91		
434	0800		Grants and Donations Trust Fund	60,852.84	98,267.77		
435	0900		U.S. Cooperative Trust Fund	1,763.75	40,560.00		
436	1000		Coastal Zone Management Trust Fund	249,900.44	365,179.00		22.50
437	1100		Water Resources Restorations and Preservation Trust Fund	342,562.62	377,439.78	137,584.26	
438	TOTAL DEPARTMENT OF ENVIRONMENTAL REGULATION			\$ 2,280,202.23	\$ 30,783,274.71	\$ 137,584.26	\$ 30.00
570	CITRUS, DEPARTMENT OF						
439	0100		Citrus Advertising Trust Fund	\$ 204,230.92	\$ 41,765,632.34	\$	\$ 14,130.75
440	TOTAL DEPARTMENT OF CITRUS			\$ 204,230.92	\$ 41,765,632.34	\$	\$ 14,130.75
580	PROFESSIONAL REGULATION, DEPARTMENT OF						
	Office of the Secretary and Division of General Services:						
441	0100		Professional Regulation Trust	\$ 4,369,677.77	\$ 14,465,150.24	\$ 4,449,677.77	\$ 3,381.01
442	TOTAL DEPARTMENT OF PROFESSIONAL REGULATION			\$ 4,369,677.77	\$ 14,465,150.24	\$ 4,449,677.77	\$ 3,381.01
590-604	HEALTH AND REHABILITATIVE SERVICES, DEPARTMENT OF						
590	Service Delivery Management and Support Services:						
443	1000		Administrative Trust Fund	\$ 793,338.41	\$ 4,564,352.68	\$	\$ 1,678.84
444	8500		Federal Aid Trust Fund	963,976.85	187.13	7,051,291.00	2,581.54
591	District Administration:						
445	1000		Grants and Donations Trust Fund	225,248.32	4,068,571.11	1,129.47	565.82
446	5500		Operation and Maintenance Trust Fund	39,091.29		247,484.73	
447	8500		Federal Aid Trust Fund Title XX			475,000.00	
592	Division of Children's Medical Services:						
448	1000		Donations Trust Fund	41,391.88	889,061.91		
449	2500		U.S. Trust Fund	1,751,897.72	2,301,700.13		351.00
450	8500		Federal Aid Trust Fund Title XX	105,065.59		2,870,301.00	54.88
593	Division of Aging and Adult Services:						
451	1000		Federal Grants Trust Fund	1,813,495.75	27,309,907.07	57,041.80	266.26
452	2500		Federal Aid Trust Fund		18.96		
453	4000		Licensure Fees Trust Fund	35,740.93	41,501.00		
454	5500		Operations and Maintenance Trust Fund	263,434.18	377,196.60		
455	7000		Marriage License Fees Trust Fund	323,248.97	536,747.13		
456	8500		Federal Aid Trust Fund Title XX	920,779.15	1,610.97	10,832,958.00	9,376.14
594	Division of Youth Services:						
457	0200		Federal Aid Trust Fund	6,163.07			
458	0300		Grants and Donations Trust Fund	226,487.79			56.96
459	2500		Grants and Donations Trust Fund	1,027,543.28	4,199,504.24	982,152.16	4,859.13
460	4000		Grants and Donations Trust Fund—Institutions		1,073,591.44	235,187.79	
461	7000		Federal Aid Trust Fund	260,753.53		2,660,393.00	
462	8500		Federal Aid Trust Fund Title XX	621,994.61	7,411.75	6,918,413.00	370.71
595	Division of Mental Health Services:						
463	0400		Grants and Donations Trust Fund	233,592.88			1,125.64
464	1000		Federal Aid Trust Fund Title XX	504,002.30	79	2,714,605.00	
465	2000		Grants and Donations Trust Fund		1,169,419.91	252,813.87	

ABSTRACT OF FUNDED ACCOUNTS

Total Receipts	Total Available	DISBURSEMENTS			Balance June 30, 1980	Outstanding Warrants	Adjustments	Treasurer's Balance June 30, 1980	Line No.
		Regular Disbursements	Transfer Disbursements	Total Disbursements					
\$ 38,834.10	\$ 38,834.10				\$ 38,834.10			\$ 38,834.10	420
79,028.50	79,028.50	75,148.10	3,858.00	79,006.10	22.40			22.40	421
371,169.80	371,169.80		371,169.80	371,169.80					422
6,488,487.27	6,534,769.81	6,533,956.70		6,533,956.70	813.11	1,096.54		1,909.65	423
	818.34				818.34			818.34	424
623,540.73	623,540.73	1,256.26	622,284.47	623,540.73					425
2,963,240.44	3,066,136.62	2,924,752.67	2,347.75	2,927,100.42	139,036.20	33,811.30		172,847.50	426
28,100,883.16	28,835,936.52	28,412,258.89		28,412,258.89	423,677.63	1,066,014.31		1,489,691.94	427
12,170,628.25	12,415,912.88	12,366,650.77	34,478.86	12,401,129.63	14,783.25	1,909,796.42		1,924,579.67	428
\$ 1,741,888,551.92	\$ 1,873,928,564.30	\$ 930,369,988.02	\$ 781,636,099.42	\$ 1,712,006,087.44	\$ 161,922,476.86	\$ 48,696,493.62	\$ (2,832.54)	\$ 210,616,137.94	429
\$ 4,916,001.31	\$ 5,820,627.70	\$ 5,177,333.64		\$ 5,177,333.64	\$ 643,294.06	\$ 223,335.40		\$ 866,629.46	430
28,730.00	58,110.00	12,625.00		12,625.00	45,485.00			45,485.00	431
336,958.44	1,027,536.66	237,000.00	137,584.26	374,584.26	652,952.40			652,952.40	432
24,620,145.91	24,620,683.88	24,620,683.88		24,620,683.88					433
98,267.77	159,120.61	113,724.52		113,724.52	45,396.09	1,310.59		46,706.68	434
40,560.00	42,323.75	24,500.00		24,500.00	17,823.75			17,823.75	435
365,201.50	615,101.94	230,785.97		230,785.97	384,315.97	6,615.26		390,931.23	436
515,024.04	857,586.66	341,861.92		341,861.92	515,724.74	11,070.40		526,795.14	437
\$ 30,920,888.97	\$ 33,201,091.20	\$ 30,758,514.93	\$ 137,584.26	\$ 30,896,099.19	\$ 2,304,992.01	\$ 242,331.65		\$ 2,547,323.66	438
\$ 41,779,763.09	\$ 41,983,994.01	\$ 40,828,905.45		\$ 40,828,905.45	\$ 1,155,088.56	\$ 2,908,001.92		\$ 4,063,090.48	439
\$ 41,779,763.09	\$ 41,983,994.01	\$ 40,828,905.45		\$ 40,828,905.45	\$ 1,155,088.56	\$ 2,908,001.92		\$ 4,063,090.48	440
\$ 18,918,209.02	\$ 23,287,886.79	\$ 17,928,532.16	\$ 4,777,640.13	\$ 22,706,172.29	\$ 581,714.50	\$ 508,853.10		\$ 1,090,567.60	441
\$ 18,918,209.02	\$ 23,287,886.79	\$ 17,928,532.16	\$ 4,777,640.13	\$ 22,706,172.29	\$ 581,714.50	\$ 508,853.10		\$ 1,090,567.60	442
\$ 4,566,031.52	\$ 5,359,369.93	\$ 5,256,593.46	\$ 4,449.51	\$ 5,261,042.97	\$ 98,326.96	\$ 65,201.60	\$ (6,710.80)	\$ 156,817.76	443
7,054,059.67	8,018,036.52	6,453,118.18	506,755.61	6,959,873.79	1,058,162.73	322,118.85		1,380,281.58	444
4,070,266.40	4,295,514.72	3,544,483.74	745,650.00	4,290,133.74	5,380.98	41,444.41		46,825.39	445
247,484.73	286,576.02	276,152.02		276,152.02	10,242.00	6,599.09		17,023.09	446
475,000.00	475,000.00	383,498.38		383,498.38	91,501.62			91,501.62	447
889,061.91	930,453.79	780,477.61		780,477.61	149,976.18	342.28		150,318.46	448
2,302,051.13	4,053,948.85	4,052,674.15		4,052,674.15	1,274.70	30,204.24		31,478.94	449
2,870,355.88	2,975,421.47	2,875,662.33	28,999.06	2,904,661.39	70,760.08	104,426.98		175,187.06	450
27,367,215.13	29,180,710.88	28,462,546.55		28,462,546.55	718,164.33	1,192,933.93		1,911,098.26	451
18.96	18.96				18.96			18.96	452
41,501.01	77,241.94	20,850.08		20,850.08	56,391.86	565.90		56,957.76	453
377,196.60	640,630.78	360,622.11		360,622.11	280,008.67			280,008.67	454
536,747.13	859,996.10	390,114.14		390,114.14	469,881.96	40,723.80		510,605.76	455
10,843,945.11	11,764,724.26	10,041,178.29	218,790.33	10,259,968.62	1,504,755.64	426,014.97		1,930,770.61	456
	6,163.07		6,163.07	6,163.07					457
56.96	226,544.75		226,487.79	226,487.79	56.96			56.96	458
5,186,515.53	6,214,058.81	4,311,539.36	1,530,740.00	5,842,279.36	371,779.45	230,204.68		601,984.12	459
1,308,779.23	1,308,770.23	821,186.46		821,186.46	487,592.77	16,310.99		503,903.76	460
2,660,393.00	2,921,146.53	2,624,597.54	257,235.47	2,881,833.01	39,313.52			39,313.52	461
6,926,195.46	7,548,190.07	7,094,427.93	164,185.41	7,258,613.34	289,576.73	94,573.24		384,149.97	462
1,125.64	234,718.52		233,592.88	233,592.88	1,125.64			1,125.64	463
2,714,605.79	3,218,808.09	2,757,090.55	374,150.60	3,131,241.15	87,366.94	303,294.94		390,661.88	464
1,422,233.78	1,422,233.78	1,288,916.14	87.12	1,289,003.26	133,230.52	76,657.06		209,887.58	465

ABSTRACT OF FUNDED ACCOUNTS

Line No.	Dept. and Div. No.	Code No.	NAME OF ACCOUNT	Balance July 1, 1979	RECEIPTS		
					Receipts	Transfers	Refunds, Restorations, and Other Receipts
TRUST FUND (Continued)							
590-604			HEALTH AND REHABILITATIVE SERVICES, DEPARTMENT OF (Continued)				
595			Division of Mental Health Services: (Continued)				
466	3000		Operations and Maintenance Trust Fund	\$ 2,302,257.15	\$ 10,637,273.57	\$ 268,370.00	\$ 16.00
467	4000		Drug Abuse Trust Fund	34,784.60	6,883,225.92		
468	5500		Operations and Maintenance Trust Fund	118,370.00	501.52		
469	7000		Grants and Donations Trust Fund	360,901.29	3,062,645.56	181,175.00	
470	8500		Federal Aid Trust Fund Title XX	32,593.60		20,812,000.00	
596			Division of Retardation Services:				
471	0400		Federal Aid Trust Fund	42.44			
472	1000		Grants and Donations Trust Fund	326,990.08	2,302,815.83	79,570.00	446.81
473	2000		Operations and Maintenance Trust Fund—Institutions	351,655.27	6,286,908.70		
474	3000		Retardation—Institutions—Federal Aid Trust Fund Title XX	589,445.54		8,598,550.00	
475	4000		Drug Abuse Trust Fund	838,593.80	1,098,544.45		815.46
476	5500		Operations and Maintenance Trust Fund	292,186.97	4,296,895.85		199.64
477	7000		Group Living Home—Revolving Trust Fund	58,753.26	607,661.14		
478	8500		Federal Aid Trust Fund Title XX	843,864.07	167.91	9,416,210.00	2,491.48
597			Division of Vocational Rehabilitation Services:				
479	1000		Federal Rehabilitation Trust Fund	1,016,466.74	26,109,398.74		30,265.38
480	2500		Workshop and Facilities Trust Fund	513,775.74	1,136,119.75	321,749.11	
598			Division of Social and Economic Services:				
481	0300		Medical Care Trust Fund	712,811.30	234,306,990.30	3,664,170.00	60.72
482	0700		Local Agency Trust Fund	122,448.37	3,062,987.09		
483	1000		Administrative Trust Fund	1,079,960.45	41,052,927.92	167,532.00	29,064.63
484	2500		Direct Assistance and Service Trust Fund	1,165,973.69	121,993,302.48		142,437.61
485	4000		Services Trust Fund	4,268,975.21	4,072,415.53		1,708.68
486	7000		Special Grants Trust Fund	1,249,142.40	18,622,122.86		1,555.95
487	8500		Federal Aid Trust Fund Title XX	3,754,037.53	18,345.09	33,925,543.00	27,842.98
599			Division of Health Services:				
488	1000		Grants and Donations Trust Fund	1,853,978.40	23,973,634.18	60,219.15	9,235.80
489	2500		Federal Grants and Aids Trust Fund	207,378.86	3,054,609.94	255,721.71	1,214.00
490	5500		Hospital Maintenance Trust Fund	139,931.26	1,093,011.87		13.75
491	7000		County Health Units Trust Fund	2,623,270.55	66,614,709.10	8,126,988.64	16,281.64
492	8500		Federal Aid Trust Fund Title XX	145,207.56	1.12	6,987,951.00	408.00
600			Office of the Secretary:				
493	0100		Administrative Trust Fund	33,647.13	318,993.76	750,009.57	
601			Office of the Assistant Secretary for Administrative Services:				
494	0100		Administrative Trust Fund	1,835,212.63	5,588,837.15	1,006,170.92	7,000.00
495	0200		Working Capital Trust Fund	230,900.48	7,259,975.89		
496	0300		Social Security Act Reimbursement Trust Fund	24,770,255.21	115,429,093.92	4,993,570.04	
497	0400		Investment Trust Fund		3,384,019.22	619,770.00	
498	0600		Grants and Donations Trust Fund		207,288.77	194,795.41	
499	0900		Federal Aid Trust Fund Title XX—Non Capped	816,287.28		1,240,022.00	
602			Office of the Assistant Secretary for Programs:				
500	0100		Administrative Trust Fund	502,127.11	2,787,356.39	14,012.56	179.04
501	0200		Federal Grants Trust Fund	232,311.59	996,295.17	55.49	100.00
502	0300		Grants and Donations Trust Fund	293,351.94	1,708,169.04	20,000.00	
503	0400		Federal Aids Trust Fund	28,317.51			
504	0500		Federal Rehabilitation Trust Fund	250,810.63	1,194,519.50	35,735.75	55.00
505	0600		Planning and Evaluation Trust Fund	97,658.55	957,300.52	39.87	
506	0700		U.S. Grants Trust Fund		400,786.40		
507	0800		Emergency Medical Services Trust Fund	16.97			
508	0900		Federal Aid Trust Fund Title XX	437,540.28		317,397.68	15.86
603			Office of the Assistant Secretary for Operations:				
509	0100		Administrative Trust Fund	884,550.89	9,532,613.22	695,558.60	1,152.30
510	0200		Emergency Medical Services Trust Fund	260,737.65			
511	0300		Hearing Aids and Devices Trust Fund	24,124.51	40,765.00		
512	0400		U.S. Trust Fund	382.30	10,972,657.04		1,907.47
513	0500		Patient Protection Trust Fund	173,545.09	114,001.39		
514	0600		Radiation Protection Trust Fund	118,955.35	211,810.95		
515	1000		Pest Control Trust Fund	64,711.34	155,022.65		285.53
516	1500		Drugs, Devices and Cosmetics Trust Fund		24,172.00		
604			Crimes Compensation Commission:				
517	0100		Crimes Compensation Trust Fund	64,815.91	1,979,283.65		12,139.46
518			TOTAL DEPARTMENT OF HEALTH AND REHABILITATIVE SERVICES	\$ 66,281,302.98	\$ 790,090,960.88	\$ 138,051,628.32	\$ 308,180.11
610			PUBLIC SERVICE COMMISSION				
519	0100		Auto Transportation Road Tax Clearing Trust Fund	\$ 39,769.50	\$ 2,909,209.60	\$ 12.00	\$ 150.00
520	0300		Regulatory Trust Fund	406,833.30	16,200,247.98	938,610.74	297.29
521			TOTAL PUBLIC SERVICE COMMISSION	\$ 446,629.80	\$ 19,109,457.58	\$ 938,622.74	\$ 447.29

ABSTRACT OF FUNDED ACCOUNTS

Line No.	Dept. and Div. No.	Code No.	NAME OF ACCOUNT	Balance July 1, 1979	RECEIPTS		
					Receipts	Transfers	Refunds, Restorations, and Other Receipts
TRUST FUND (Continued)							
620			MILITARY AFFAIRS, DEPARTMENT OF				
522	0100		Camp Blanding Management Trust Fund	\$ 217,324.85	\$ 676,208.35	\$	\$ 40.00
523	0200		Armory Board Trust Fund	14,265.24	21,051.86
524			TOTAL DEPARTMENT OF MILITARY AFFAIRS	\$ 231,590.09	\$ 697,260.21	\$	\$ 40.00
700-705			CORRECTION, DEPARTMENT OF				
700			Office of the Secretary and Office of Management and Budget:				
525	0000		Grants and Donations Trust Fund	\$ 108.82	\$ 4,807,016.48	\$ 625,769.00	\$ 808.41
701			Office of the Assistant Secretary for Programs:				
526	0000		Road Prisons Trust Fund	127,452.03	5,136,265.74	150.59
702			Office of the Assistant Secretary for Operations and Regional Administration:				
527	0000		Correctional Work Program Trust Fund	287,933.26	13,986,184.91	141.72
703			Major Institutions:				
528	0700		Work Release Trust Fund	293,226.28	4,971.00
529	1000		Federal Aid Trust Fund	100,583.10	1,719,453.63	1,196.51
705			Probation and Parole Commission:				
530	0100		Sale of Goods and Services Clearing Trust Fund	19,560.42
531			TOTAL DEPARTMENT OF CORRECTIONS	\$ 809,303.49	\$ 25,673,452.18	\$ 625,769.00	\$ 2,297.23
710-714			LAW ENFORCEMENT, DEPARTMENT OF				
710			Office of Executive Director and Division of Staff Services:				
532	0100		Grants and Donations Trust Fund	\$ 59,582.00	\$ 164,168.00	\$	\$
533	0200		Revolving Trust Fund	150,000.00	150,000.00
712			Division of Criminal Investigations:				
534	0100		Grants and Donations Trust Fund	460,930.25	25,711.00
713			Division of Standards and Training:				
535	0100		Grants and Donations Trust Fund	72,663.13	80,000.00	53,343.00
536	0200		Law Enforcement Training Trust Fund	1,711,699.65	811,458.44	127.50
714			Division of Criminal Justice Information System:				
537	0100		Operating Trust Fund	79,280.00	239,600.00
538	0300		Law Enforcement Data Center—Working Capital Trust Fund	548,286.60	3,816,009.88	438.00
538			TOTAL DEPARTMENT OF LAW ENFORCEMENT	\$ 2,471,511.38	\$ 5,722,166.57	\$ 79,054.00	\$ 150,565.50
720-729			GENERAL SERVICES, DEPARTMENT OF				
720			Office of the Executive Director and Division of Administration:				
559	0200		Ringling Museum of Art—Investment Trust Fund	\$	\$ 164,700.00	\$	\$
722			Division of Purchasing:				
541	0100		Grants and Donations Trust Fund	8,404.14	76,851.02
723			Division of Electronic Data Processing:				
542	0400		Mayo Data Center—Working Capital Trust Fund	5.00
543	0500		Administrative Management Information Center and Systems Development—Working Capital Trust Fund	842,572.98	7.19
544	0600		Justice Management Information Center—Working Capital Trust Fund	73,959.53	79,925.33
545	1000		Administrative Control—Working Capital Trust Fund	8,529,712.49	842,572.98
724			Division of Building Construction and Property Management—Operating:				
546	1000		Supervision Trust Fund	956,733.70	6,330,154.75	4,941,669.00	238.84
547	1300		Architects Incidental Trust Fund	237,968.36	1,920,050.56	50,000.00	2.50
548	1500		Capital Center Parking Trust Fund	169,190.34	280,647.27
725			Division of Building Construction and Property Management—Fixed Capital Outlay:				
549	0900		Legislative Building Construction Trust Fund	281.60
550	1000		Supplemental Contracts—Construction Trust Fund	13,825.47	244,569.08
551	1100		Tallahassee—Leon County Civic Center Construction Trust Fund	52,578.51	12,981,255.45
726			Division of Motor Pool:				
552	0100		Bureau of Aircraft Trust Fund	47,921.63	403,261.19	10.36
553	0200		Motor Vehicle Operating Trust Fund	148,552.34	1,508,427.94	140,000.00	5.00
727			Division of Surplus Property:				
554	0100		Surplus Property Revolving Trust Fund	72,210.11	697,869.66	148.89
555	0200		State Surplus Property Working Capital Trust Fund	32,286.50	194,358.21
728			Division of Bond Finance:				
556	0100		Revenue Bond Fee Revolving Trust Fund	80,323.37	280,675.00
557	0200		Revenue Bond Proceeds Trust Fund	1,876,359.81
729			Division of Communication:				
558	0200		Communications Survey Trust Fund	4,466.58	26,386.00
559	0300		Communications Working Capital Trust Fund	1,034,680.50	17,721,966.91
560			TOTAL DEPARTMENT OF GENERAL SERVICES	\$ 3,775,960.66	\$ 53,317,170.67	\$ 5,974,241.98	\$ 412.78

ABSTRACT OF FUNDED ACCOUNTS

Total Receipts	Total Available	DISBURSEMENTS			Balance June 30, 1980	Outstanding Warrants	Adjustments	Treasurer's Balance June 30, 1980	Line No.
		Regular Disbursements	Transfer Disbursements	Total Disbursements					
\$ 676,248.35	\$ 893,573.20	\$ 758,754.22	\$	\$ 758,754.22	\$ 134,818.98	\$ 74,987.46	\$	\$ 209,806.44	522
21,051.86	35,317.10	2,305.58	2,305.58	33,011.51	1,522.12	34,533.64	523
\$ 697,300.21	\$ 928,890.30	\$ 761,059.80	\$	\$ 761,059.80	\$ 167,830.50	\$ 76,509.58	\$	\$ 244,340.08	524
\$ 5,433,593.89	\$ 5,433,702.71	\$ 5,061,651.32	\$ 4,397.05	\$ 5,066,048.37	\$ 367,654.34	\$ 334,776.15	\$	\$ 702,430.49	525
5,136,416.33	5,263,868.36	4,742,022.75	13,700.00	4,755,722.75	508,145.61	158,589.20	666,734.81	526
13,986,326.63	14,274,259.89	14,242,112.06	14,242,112.06	32,147.83	688,829.71	720,977.54	527
4,971.00	298,197.28	298,197.00	298,197.00	.2828	528
1,720,650.14	1,821,233.24	1,721,352.01	81,267.00	1,802,619.01	18,614.23	58,072.87	76,687.10	529
19,560.42	19,560.42	19,560.42	19,560.42	530
\$ 26,301,518.41	\$ 27,110,821.90	\$ 25,767,138.14	\$ 397,561.05	\$ 26,164,699.19	\$ 946,122.71	\$ 1,240,267.93	\$	\$ 2,186,390.64	531
\$ 164,168.00	\$ 223,750.00	\$ 118,273.79	\$	\$ 118,273.79	\$ 105,476.21	\$ 12,744.70	\$	\$ 118,220.91	532
300,000.00	300,000.00	300,000.00	300,000.00	533
486,641.25	486,641.25	396,133.08	396,133.08	90,508.17	42,311.51	132,819.68	534
133,343.00	206,006.13	85,738.78	37,555.76	123,294.54	82,711.59	1,557.95	84,269.54	535
811,585.94	2,523,285.59	779,878.82	779,878.82	1,743,406.77	5,459.88	1,748,866.65	536
239,600.00	318,880.00	160,958.26	101,847.59	262,805.85	56,074.15	7,478.24	63,552.39	537
3,816,447.88	4,364,734.48	3,212,385.65	525,331.00	3,737,716.65	627,017.83	47,433.07	674,450.90	538
\$ 5,951,786.07	\$ 8,423,297.45	\$ 4,753,368.38	\$ 664,734.35	\$ 5,418,102.73	\$ 3,005,194.72	\$ 116,985.35	\$	\$ 3,122,180.07	539
\$ 164,700.00	\$ 164,700.00	\$ 74,700.00	\$ 90,000.00	\$ 164,700.00	\$	\$	\$	\$	540
76,851.02	85,255.16	80,399.43	80,399.43	4,855.73	1,271.72	6,127.45	541
.....	5.00	5.00	5.00	542
7.19	842,580.17	7.19	842,572.98	842,580.17	9.58	9.58	543
79,925.33	153,884.86	73,121.10	80,763.76	153,884.86	544
9,372,285.47	9,372,285.47	8,289,784.41	8,289,784.41	1,082,501.06	188,334.91	1,270,835.97	545
11,272,062.59	12,228,796.29	10,640,348.54	10,640,348.54	1,588,447.75	242,768.53	1,831,216.28	546
1,970,053.06	2,208,021.42	2,098,133.86	2,098,133.86	109,887.56	28,219.85	138,107.41	547
280,647.27	449,837.61	424,262.30	424,262.30	25,575.31	6,216.35	31,791.66	548
.....	281.60	281.60	281.60	549
244,569.08	258,394.55	258,394.55	258,394.55	2,742.46	2,742.46	550
12,981,255.45	13,033,833.96	13,032,973.46	13,032,973.46	860.50	99,136.28	99,996.78	551
403,271.55	451,193.18	397,567.17	397,567.17	53,626.01	77,201.05	130,827.06	552
1,648,432.94	1,796,985.28	1,707,914.96	1,707,914.96	89,070.32	61,278.02	150,348.34	553
698,018.55	770,228.66	736,013.39	736,013.39	34,215.27	18,096.56	52,311.83	554
194,358.21	226,644.71	206,662.81	206,662.81	19,981.90	2,345.82	22,327.72	555
280,675.00	380,998.37	329,670.38	329,670.38	31,327.99	10,021.40	41,349.39	556
1,876,359.81	1,876,359.81	828,000.00	1,048,359.81	1,876,359.81	557
26,386.00	30,852.58	24,896.47	24,896.47	5,956.11	1,235.32	7,191.43	558
17,721,966.91	18,756,647.41	18,637,106.80	18,637,106.80	119,540.61	1,371,890.96	1,491,431.57	559
\$ 59,291,825.43	\$ 63,067,786.09	\$ 57,839,956.82	\$ 2,061,696.55	\$ 59,901,563.37	\$ 3,166,132.72	\$ 2,110,768.81	\$	\$ 5,276,901.53	506

ABSTRACT OF FUNDED ACCOUNTS

Line No.	Dept. and Div. No.	Code No.	NAME OF ACCOUNT	Balance July 1, 1979	RECEIPTS		
					Receipts	Transfers	Refunds, Restorations, and Other Receipts
TRUST FUND (Continued)							
730-736			REVENUE, DEPARTMENT OF				
	730		Office of the Executive Director and Division of Administration:				
561	0100		Administrative Trust Fund	\$ 161,380.14	\$ 4,912.64	\$ 1,962,193.00	\$
562	0200		Revenue Sharing Trust Fund for Counties	12,681,327.29		107,961,984.41	
563	0300		Revenue Sharing Trust Fund for Municipalities	19,125,975.08		189,699,124.58	211,218.00
564	0500		Municipal Financial Assistance Trust Fund	1,394,393.52	2,269.90	22,722,756.88	97.97
	732		Division of Ad Valorem Tax:				
565	0100		Administrative Trust Fund	62.59			
566	0200		Intangible Tax Trust Fund	240,616.05	747.31	2,430,961.90	
567	0300		Local Government Exemption Trust Fund	.31		90,296,192.51	
568	0400		Property Assessment Loan Trust Fund	2,937,515.84	107,167.77		
	735		Division of Audits:				
569	0100		Administrative Trust Fund	72,309.95	1,701.42	1,575,836.00	11.20
	736		Division of Collection and Enforcement:				
570	0100		Administrative Trust Fund	493,278.32	2,759.97	2,790,992.00	718.75
571	0200		Local Option Tourist Development Trust Fund	1,262,434.17	15,407,622.55		
572	0300		Intangible Tax Trust Fund	9,148,267.43	134,044,982.27	4,360,738.55	12,272.24
573	0400		Land Acquisition Clearing Trust Fund	1,805,529.27	8,071,229.76	63,228.54	41.80
574	0500		Severance Tax Solid Minerals Trust Fund	232,211.03	63,935,938.65		
575	0600		Land Reclamation Trust Fund	9,664,781.89		1,492,986.19	
576	0700		Non-Mandatory Land Reclamation Trust Fund	7,992,035.93		9,999,087.70	
577	0800		Oil and Gas Tax Trust Fund	664,013.44	57,317,649.43		
578	0900		2% Premium Tax Clearing Trust Fund	1,918,421.73	92,269,517.01		2,260.00
579	1100		Gas Tax Clearing Trust Fund	47,473.91	379,783,323.12	24,328.71	
580	1200		Special Motor Vehicle Fuel Tax Clearing Trust Fund	1,233,617.80	37,350,383.18		
	1300		Agriculture and Commercial Fisherman				
581			Gasoline Tax Refunds Trust Fund	28,053.11		310,251.08	
582	1400		Retail Dealers 2% Gas Tax Refunds Trust Fund	583,335.39	142.45	2,847,723.23	9,733.14
	1500		City Transit System Gas and Special Fuel				
583			Tax Refunds Trust Fund	75.07		64,557.20	
584	1600		Municipalities Gasoline and Special Fuel Tax Trust Fund	104,272.25	34,545.58	2,462,725.85	
585	1700		Additional Gasoline Tax Pourover Trust Fund	4,083,093.98		51,029,116.61	
586	1800		Security Deposit Trust Fund	774,810.18	278,800.00		384.47
587	1900		Special Fuel Security Deposit Trust Fund	157,960.00	26,879.44		
588	2100		Documentary Stamp Tax Clearing Trust Fund		137,827,101.37		
589			TOTAL DEPARTMENT OF REVENUE	\$ 76,807,445.67	\$ 926,467,673.82	\$ 492,094,784.94	\$ 236,737.57
NATURAL RESOURCES, DEPARTMENT OF							
740-747			Office of the Executive Director and Division of Administrative Services:				
590	0100		Motor Boat Revolving Trust Fund	\$ 625,304.45	\$ 3,545,218.15	\$ 144.00	\$ 651.81
591	0200		State Park Trust Fund	3,586.99		177,492.05	
592	0300		Grants and Donations Trust Fund	11,982.47	65,575.84	14,644.07	
593	0500		Administrative Trust Fund			191,108.30	
	741		Division of State Lands:				
594	0100		Conservation and Recreation Trust Fund			38,997,337.72	
595	0600		Environmentally Endangered Lands Trust Fund		3,571,865.28	101,750.00	
	742		Division of Marine Resources:				
596	0300		Salt Water Products Promotion Trust Fund	49,329.94	341,023.53		151.65
597	0500		Marine Biological Research Trust Fund	47,802.61	355,631.73	30,000.00	
598	0600		Beaches and Shores Operating Trust Fund	972.52	2,800.00		
599	1000		Erosion Control Trust Fund	35,641.58	9,365,841.56	5,950,301.00	
	745		Division of Recreation and Parks:				
600	0100		Land Acquisition Trust Fund	1,699,653.48	17,083,274.43	26,848,044.14	2,073.00
601	0300		State Park Trust Fund	626,794.84	4,242,972.40	10,304,874.00	657.38
602	0600		Environmentally Endangered Lands Trust Fund	12,000.00	1,987,042.25		
	746		Division of Law Enforcement:				
603	0100		Motorboat Revolving Trust Fund	89,879.60	1,814,375.70	1,097,012.13	42.06
604	0200		Grants and Donations Trust Fund		79,071.25		
605	0300		Salt Water Products Promotion Trust Fund	8,746.70	146,500.00	160,000.00	
606	0900		Coastal Protection Trust Fund	1,418,400.39	5,829,741.98	10.00	313.75
	747		Division of Resource Management:				
607	0300		Grants and Donations Trust Fund	9,468.68			
608	0400		Aquatic Plant Control Trust Fund	230,590.88	4,154,379.14	2,960,000.00	
609	0500		Reclamation Administration Trust Fund	12,113.85	95,000.00	363,871.00	
610			TOTAL DEPARTMENT OF NATURAL RESOURCES	\$ 4,882,268.95	\$ 52,680,313.24	\$ 87,196,588.41	\$ 3,889.65
750			INTERNAL IMPROVEMENT TRUST FUND, BOARD OF TRUSTEES OF				
611	0400		Interama Operations and Dissolution Trust Fund	\$ 964.37	\$ 21,726.57	\$	\$
612			TOTAL BOARD OF TRUSTEES OF INTERNAL IMPROVEMENT TRUST FUND	\$ 964.37	\$ 21,726.57	\$	\$

ABSTRACT OF FUNDED ACCOUNTS

Total Receipts	Total Available	DISBURSEMENTS			Balance June 30, 1980	Outstanding Warrants	Adjustments	Treasurer's Balance June 30, 1980	Line No.
		Regular Disbursements	Transfer Disbursements	Total Disbursements					
\$ 1,967,105.64	\$ 2,128,485.78	\$ 1,711,847.25		\$ 1,711,847.25	\$ 416,638.53	\$ 56,632.64	\$ 473,271.17	561	
107,961,984.41	120,843,311.70	81,431,219.00	25,000,000.00	106,431,219.00	14,212,092.70		14,212,092.70	562	
189,910,342.58	209,036,317.66	176,790,439.00	17,000,000.00	193,790,439.00	15,245,878.66	7,478.00	15,253,356.66	563	
22,725,124.75	24,119,518.27	21,116,127.34		21,116,127.34	3,003,390.93	1,646.43	3,005,037.36	564	
	62.59				62.59			62.59	565
2,431,709.21	2,672,525.26	2,190,079.00	30,000.00	2,220,079.00	452,446.26	105,772.76	558,219.02	566	
90,296,192.51	90,296,192.82	43,467,521.75	46,828,671.07	90,296,192.82		670.23	670.23	567	
107,167.77	3,044,683.61	317,825.00	1,883.90	319,708.90	2,724,974.71	43,065.00	2,768,039.71	568	
1,577,548.62	1,649,858.57	1,443,875.75	100,000.00	1,543,875.75	105,982.82	41,694.91	147,677.73	569	
2,794,470.72	3,287,749.04	2,856,891.15		2,856,891.15	430,857.89	267,111.85	697,969.74	570	
15,407,622.55	16,670,056.72	15,195,998.10	28,744.00	15,224,742.10	1,445,314.62	1,711,757.46	3,157,072.08	571	
138,417,993.06	147,566,260.49	421,996.74	134,647,807.80	135,069,804.54	12,496,455.95	30,785.45	12,527,241.40	572	
8,134,500.10	9,940,029.37	70,274.30	9,737,780.55	9,808,054.85	131,974.52	1,359.60	133,334.12	573	
63,935,938.65	64,168,149.68		52,314,871.43	52,314,871.43	11,853,278.25		11,853,278.25	574	
1,492,986.19	11,157,768.08	10,543,619.84	11,390.55	10,555,010.19	602,757.89		602,757.89	575	
9,999,087.70	17,991,123.63		1,006,404.81	1,006,404.81	16,984,718.82		16,984,718.82	576	
57,317,649.43	57,981,662.87	7,328,354.18	44,692,819.66	52,021,173.84	5,960,489.03	124,109.53	6,084,598.56	577	
92,271,777.01	94,190,198.74	7,891,699.91	84,456,394.13	92,348,094.04	1,842,104.70	818,232.57	2,660,337.27	578	
379,807,651.83	379,855,125.74	102,795,742.62	277,009,383.12	379,805,125.74	50,000.00	7,928,345.91	7,978,345.91	579	
37,350,383.18	38,584,000.98	11,077,175.25	27,489,300.55	38,566,375.80	17,625.18	858,615.44	876,240.62	580	
310,251.08	338,304.19	150,496.88		150,496.88	187,807.31	433.96	188,241.27	581	
2,857,598.82	3,440,934.21	2,951,032.59		2,951,032.59	489,901.62	206,023.44	695,925.06	582	
64,557.20	64,632.27	64,599.20		64,599.20	33.07		33.07	583	
2,497,271.43	2,601,543.68	2,542,369.45		2,542,369.45	59,174.23	385,928.15	445,102.38	584	
51,029,116.61	55,112,210.59	50,736,936.00		50,736,936.00	4,375,274.59	318,617.98	4,693,892.57	585	
279,184.47	1,053,994.65	232,269.80		232,269.80	821,724.85	30,453.77	852,178.62	586	
26,879.44	184,839.44	7,488.00		7,488.00	177,351.44	440.00	177,791.44	587	
137,827,101.37	137,827,101.37		123,639,688.25	123,639,688.25	14,187,413.12		14,187,413.12	588	
\$ 1,418,799,196.33	\$ 1,495,606,642.00	\$ 543,335,877.90	\$ 843,995,039.82	\$ 1,387,330,917.72	\$ 108,275,724.28	\$ 12,939,175.08	\$ 121,214,899.36	589	
\$ 3,546,013.96	\$ 4,171,318.41	\$ 2,751,611.48	\$ 1,419,650.77	\$ 4,171,262.25	\$ 56.16	\$ 80.00	\$ 236.16	590	
177,492.05	181,079.04	133,321.22		133,321.22	47,757.82	2,788.01	50,545.83	591	
80,219.91	92,202.38	54,577.55	33,535.79	88,113.34	4,089.04	1,883.95	5,972.99	592	
191,108.30	191,108.30	189,008.33	1,363.46	190,376.79	731.51	18,491.06	19,222.57	593	
38,997,337.72	38,997,337.72	3,000,000.00	35,997,337.72	38,997,337.72				594	
3,673,615.28	3,673,615.28	3,673,615.28		3,673,615.28				595	
341,175.18	390,505.12	175,762.51	176,517.54	352,280.05	38,225.07	2.60	38,227.67	596	
385,631.73	433,434.34	301,563.69	2,269.37	303,833.06	129,601.28	6,944.37	136,545.65	597	
2,800.00	3,772.52		3,473.00	3,473.00	299.52		299.52	598	
15,316,142.56	15,351,784.14	15,272,934.05		15,272,934.05	78,850.09		78,850.09	599	
43,933,391.57	45,633,045.05	34,032,504.15	10,318,008.26	44,350,512.41	1,282,532.64	327,387.83	1,609,920.47	600	
14,548,503.78	15,175,298.62	14,390,129.04	177,500.00	14,567,629.04	607,669.58	1,076,444.55	1,684,114.13	601	
1,987,042.25	1,999,042.25	1,897,292.25	101,750.00	1,999,042.25				602	
2,911,429.89	3,001,309.49	2,478,421.74	3,845.58	2,482,267.32	519,042.17	449,056.92	968,099.09	603	
79,071.25	79,071.25	48,986.14		48,986.14	30,085.11	4,261.11	34,346.22	604	
306,500.00	315,246.70	313,224.40		313,224.40	2,022.30	10,138.01	12,160.31	605	
5,830,065.73	7,248,466.12	6,484,203.59	16,373.00	6,500,576.59	747,889.53	21,968.53	769,858.06	606	
	9,468.88	1,358.83		1,358.83	8,109.85	103.12	8,212.97	607	
7,114,379.14	7,344,970.02	5,549,692.56	1,653,126.91	7,202,819.47	142,150.55	505,768.08	647,918.63	608	
458,871.00	470,984.85	469,915.76		469,915.76	1,069.09	11,403.82	12,472.91	609	
\$ 139,880,791.30	\$ 144,763,060.28	\$ 91,218,122.57	\$ 49,904,756.40	\$ 141,122,878.97	\$ 3,640,181.31	\$ 2,436,821.75	\$ 6,077,003.27	610	
\$ 21,726.57	\$ 22,690.94	\$ 21,926.87		\$ 21,926.87	\$ 764.07		\$ 764.07	611	
\$ 21,726.57	\$ 22,690.94	\$ 21,926.87		\$ 21,926.87	\$ 764.07		\$ 764.07	612	

ABSTRACT OF FUNDED ACCOUNTS

Line No.	Dept. and Div. No.	Code No.	NAME OF ACCOUNT	Balance July 1, 1979	RECEIPTS		
					Receipts	Transfers	Refunds, Restorations, and Other Receipts
TRUST FUND (Continued)							
760-763			HIGHWAY SAFETY AND MOTOR VEHICLES, DEPARTMENT OF				
760			Office of Executive Director and Division of Administrative Services:				
613	0100		Kirkman Data Center—Working Capital Trust Fund	\$ 823,033.84	\$ 8,041,629.46		\$ 498.72
614	0200		Grants and Donations Trust Fund	11,104.03	63,693.60	620,000.00	
615	0300		Revolving Trust Fund	83,008.12	92,010.60	620,000.00	
616	0400		Security Deposits Trust Fund	106,669.79	216,350.00		2,650.00
617	0700		Highway Patrol Insurance Trust Fund	60,000.00			
761			Division of the Florida Highway Patrol:				
618	0200		Reimbursement Trust Fund	140,199.20	4,854,725.66		18.49
619	0300		Grants and Donations Trust Fund	715,547.32	1,826,836.03	20,811.00	
762			Division of Driver's Licenses:				
620	0100		Accident Reports Trust Fund	1,468,073.93	6,058,714.09		2,532.27
621	0200		Grants and Donations Trust Fund	5,813.71	315,492.85		
763			Division of Motor Vehicles:				
622	0100		License Tax Collection Trust Fund	851,779.29	16,467,145.76		734.20
623	0200		Grants and Donations Trust Fund		195,649.00		
624			TOTAL DEPARTMENT OF HIGHWAY SAFETY AND MOTOR VEHICLES	\$ 4,267,229.23	\$ 38,132,247.05	\$ 1,260,811.00	\$ 6,433.68
770-774			GAME AND FRESH WATER FISH COMMISSION				
770			Division of Game and Fresh Water Fish Commission:				
625	0100		State Game Trust Fund	\$ 8,285.34	\$ 1,043.37		\$ 177.70
626	0200		Endangered and Threatened Species Reward Trust Fund		582.00	10,000.00	
627	0700		Land Acquisition Trust Fund	15,020.68		283,754.45	
628	1100		State Game Trust Fund	1,088,786.44	12,725,217.32	1,669,014.79	1,018.58
774			Division of Fisheries:				
629	0200		Fish Improvement Trust Fund	39,820.27			
630			TOTAL GAME AND FRESH WATER FISH COMMISSION	\$ 1,151,912.73	\$ 12,726,842.69	\$ 1,962,769.24	\$ 1,196.28
780			PAROLE AND PROBATION COMMISSION				
631	0100		Security Deposit Trust Fund	\$ 18,027.05			
632	0300		Grants and Donations Trust Fund	1,498.30	15,407.00		
633			TOTAL PAROLE AND PROBATION COMMISSION	\$ 19,525.35	\$ 15,407.00	\$	\$
790			FLORIDA INSTITUTE OF PHOSPHATE RESEARCH				
634	1400		Phosphate Research Trust Fund	\$ 498,141.15			
635			TOTAL FLORIDA INSTITUTE OF PHOSPHATE RESEARCH	\$ 498,141.15	\$	\$	\$
800-819			INSURANCE, DEPARTMENT OF AND TREASURER				
800			Office of Treasury and Division of Administration:				
636	0100		Insurance Commissioner's Regulatory Trust Fund	\$ 8,186,606.64	\$ 14,937,479.81	\$ 24,456,394.13	\$ 48,985.30
815			Division of Insurance Consumer Services:				
637	0300		Agents and Solicitors County License Tax Trust Fund	107,068.82	703,996.50		
816			Division of Administration:				
638	0100		Hospital Cost Containment Board Trust Fund		723,870.91		
817			Division of State Fire Marshall:				
639	0200		Fire College Publication Revolving Trust Fund	6,695.39	31,029.00		
818			Division of Risk Management:				
640	0100		Casualty Insurance Trust Fund	243,028.23	14,684,129.39		14,859.73
641	0200		Fire Insurance Trust Fund	323,430.07	1,783,095.94	5,747.00	
642			TOTAL DEPARTMENT OF INSURANCE AND TREASURER	\$ 8,866,829.15	\$ 32,863,601.55	\$ 24,462,141.13	\$ 63,845.03
900			REPLACEMENT TRUST FUNDS				
643	0200		Department of General Services—Division of Building Construction and Property Management	\$ 158.71	\$ 50,000.00		
644	0300		Department of Citrus	14,172.76	762.11		
645	0400		Department of Agriculture	11,582.06	516.65		
646	0500		Department of Highway Safety and Motor Vehicles—Division of Florida Highway Safety		20,163.15		
647	0600		Department of HRS—Division of Mental Health—Florida State Hospital	5,411.13			
648	0700		G. Pierce Wood Memorial Hospital	11,257.53			
649	0800		North Florida State Hospital	31,496.72			
650	0900		Department of HRS—Division of Mental Retardation—Sunland Training Center at Marianna	91,729.21			
651	1000		Sunland Training Center at Gainesville	124,718.52			
652	1100		Game and Fresh Water Fish Commission	38.14			

ABSTRACT OF FUNDED ACCOUNTS

Total Receipts	Total Available	DISBURSEMENTS			Balance June 30, 1980	Outstanding Warrants	Adjustments	Treasurer's Balance June 30, 1980	Line No.
		Regular Disbursements	Transfer Disbursements	Total Disbursements					
\$ 8,042,128.18	\$ 8,865,162.02	\$ 6,229,961.33	\$	\$ 6,229,961.33	\$ 2,635,200.69	\$ 566,292.28	\$	\$ 3,201,492.97	613
683,693.60	694,797.63	70,184.14	620,061.34	690,245.48	4,552.15	4,552.15	614
712,010.60	795,018.72	96,095.52	620,000.00	716,095.52	78,923.20	82,035.84	160,959.04	615
219,000.00	327,669.79	34,690.00	34,690.00	292,979.79	10,425.00	303,404.79	616
.....	60,000.00	60,000.00	60,000.00	617
4,854,744.15	4,994,943.35	4,602,505.85	4,602,505.85	392,437.50	213,727.71	606,165.21	618
1,847,647.03	2,583,194.35	2,533,497.33	3,998.24	2,537,495.57	25,698.78	25,698.78	619
6,061,246.36	7,529,320.29	6,656,130.53	6,656,130.53	873,189.76	699,279.98	1,572,469.74	620
315,492.85	321,306.56	320,555.30	662.49	321,217.79	88.77	88.77	621
16,467,879.96	17,319,659.25	16,255,568.03	16,255,568.03	1,064,091.22	766,521.33	1,830,612.55	622
195,649.00	195,649.00	195,467.12	156.59	195,623.71	25.29	25.29	623
\$ 39,399,491.73	\$ 43,666,720.96	\$ 36,994,655.15	\$ 1,244,878.66	\$ 38,239,533.81	\$ 5,427,187.15	\$ 2,338,282.14	\$	\$ 7,765,469.29	624
\$ 1,221.07	\$ 9,506.41	\$	\$	\$	\$ 9,506.41	\$	\$	\$ 9,506.41	625
10,582.00	10,582.00	8,200.00	8,200.00	2,382.00	2,382.00	626
283,754.45	298,775.13	298,000.00	298,000.00	775.13	775.13	627
14,395,250.69	15,484,037.13	15,051,909.97	322,423.04	15,374,333.01	109,704.12	866,121.03	975,825.15	628
.....	39,820.27	33,738.34	6,081.93	39,820.27	629
\$ 14,690,808.21	\$ 15,842,720.94	\$ 15,391,848.31	\$ 328,504.97	\$ 15,720,353.28	\$ 122,367.66	\$ 866,121.03	\$	\$ 988,488.69	630
\$	\$ 18,027.05	\$	\$	\$	\$ 18,027.05	\$	\$	\$ 18,027.05	631
15,407.00	16,905.30	14,054.75	14,054.75	2,850.55	2,850.55	632
\$ 15,407.00	\$ 34,932.35	\$ 14,054.75	\$	\$ 14,054.75	\$ 20,877.60	\$	\$	\$ 20,877.60	633
\$	\$ 498,141.15	\$	\$ 498,141.15	\$ 498,141.15	\$	\$	\$	\$	634
\$	\$ 498,141.15	\$	\$ 498,141.15	\$ 498,141.15	\$	\$	\$	\$	635
\$ 39,442,859.24	\$ 47,629,465.88	\$ 47,292,040.86	\$ 169,827.27	\$ 47,461,868.13	\$ 167,597.75	\$ 2,547,919.04	\$ (4,104.11)	\$ 2,711,412.68	636
703,996.50	811,065.32	694,494.78	694,494.78	116,570.54	342,007.20	458,577.74	637
723,870.91	723,870.91	679,329.83	679,329.83	44,541.08	27,084.65	71,625.73	638
31,029.00	37,724.39	18,047.50	18,047.50	19,676.89	19,676.89	639
14,698,989.12	14,942,017.35	14,937,055.18	14,937,055.18	4,962.17	931,577.37	5,781.90	942,321.44	640
1,788,842.94	2,112,273.01	1,955,653.62	1,955,653.62	156,619.39	31,106.09	(5,847.00)	181,878.48	641
\$ 57,389,587.71	\$ 66,256,416.86	\$ 65,576,621.77	\$ 169,827.27	\$ 65,746,449.04	\$ 509,967.82	\$ 3,879,694.35	\$ (4,169.21)	\$ 4,385,492.96	641
\$ 50,000.00	\$ 50,158.71	\$ 5,043.71	\$	\$ 5,043.71	\$ 45,115.00	\$	\$	\$ 45,115.00	643
782.11	14,934.87	14,934.87	14,934.87	644
516.65	12,098.71	12,032.24	12,032.24	66.47	105.17	171.64	645
20,163.15	20,163.15	405.60	405.60	19,757.55	19,757.55	646
.....	5,411.13	5,411.13	5,411.13	647
.....	11,257.53	11,257.53	11,257.53	648
.....	31,496.72	25,753.07	25,753.07	5,743.65	5,743.65	649
.....	91,729.21	83,099.00	83,099.00	8,630.21	8,630.21	650
.....	24,718.52	16,459.98	16,459.98	108,258.54	3,500.00	111,758.54	651
.....	38.14	38.14	38.14	652

ABSTRACT OF FUNDED ACCOUNTS

Line No.	Dept. and Div. No.	Code No.	NAME OF ACCOUNT	Balance July 1, 1979	RECEIPTS		
					Receipts	Transfers	Refunds, Restorations, and Other Receipts
TRUST FUND (Continued)							
900			REPLACEMENT TRUST FUNDS (Continued)				
	1200		Department of Education—University of Florida				
653			Institute of Food and Agriculture Sciences	\$ 28,075.64	\$ 6,728.90		\$
654	1300		Department of Commerce	10,542.39			
655	1400		Department of HRS—Division of Social and Economic Services	4,621.83			
			Department of Education—				
656	1500		University of Florida	5,930.44	2,559.93		
657	1600		Florida State University	3,748.50	17,699.56		
658	1700		Florida Agricultural and Mechanical University	18,192.14	212.50		
659	1800		University of South Florida	2,313.43	4,847.03		
660	1900		Judicial Branch—Third District Court of Appeal	402.50			
			Department of Corrections—				
661	2000		Florida State Prison	30,908.70			
662	2100		Sumter Correctional Institution	5,346.14			
663	2200		Apalachee Correctional Institution	328.61	10,500.00		
	2300		Department of Insurance and Treasurer—Division of				
664			Insurance Consumer Services	.04			
665	2600		Department of Commerce—Division of Disaster Preparedness	375.00	1,231.09		
	2700		Department of Agriculture and Consumer Services—				
666			Division of Forestry	.31			
	2800		Department of Health and Rehabilitative Services—Division of Retardation—				
667			Sunland Hospital at Orlando	2,260.14			
668	3000		Department of Offender Rehabilitation—Glades Correctional Institution	1,756.77			
	3100		Department of State and Secretary of State—Division of Cultural				
669			Affairs—Stephen Foster Memorial	.67			
670	3200		Department of Offender Rehabilitation—Broward Correctional Institution		3,944.22		
671	3300		Department of Business Regulation—Division of Pari-Mutuel Wagering	140.79			
672	3400		Department of Transportation	29,659.49	21,777.76		
673	3500		Department of HRS—Assistant Secretary for Administrative Services		1,731.84		
674	3600		Department of HRS—Division of Vocational Rehabilitation	1,186.64			
675	3700		Department of HRS—Division of Youth Services	50.98			
676	3800		Department of Corrections—Lawtey Correctional Institution		4,131.23	2,333.00	
677	3900		Department of Corrections—Community Facilities and Road Prisons		20,980.00		
678	4000		Department of HRS—District 3		16,264.57		
679	5100		Department of Labor and Employment Security		6,803.88		
680	5500		Department of Corrections—Polk Correctional Institute		5,459.22		
	5600		Department of State—				
681			Historic Pensacola Preservation	12,915.00	7,537.00		
682	5700		Department of HRS—District 5		909.00		
	6000		Department of HRS—Division of Youth Services—Arthur				
683			G. Dozier School for Boys—Marianna	973.98			
684	6100		Department of Offender Rehabilitation—Correctional Institution at Lowell	244.61			
685	6200		Department of HRS—Division of Health—Bureau of Tuberculosis Control	754.85			
686	6300		Department of Military Affairs	221,197.48			
	6400		Department of HRS—Division of Retardation—Sunland				
687			Hospital in Tallahassee	3,482.80			
688	6500		Department of Education—University of Central Florida		636.00		
689	6600		Department of Corrections—Zephyrhills Correctional Institution		4,801.44		
690	6900		Department of Natural Resources—Division of Marine Resources	75.20	968.63		
691	7000		Department of HRS—District VII	401.47			
692	7100		Department of Natural Resources—Division of Recreation and Parks	11,536.16	5,800.98		
693	7200		Department of Offender Rehabilitation—DeSoto Correctional Institution	11,435.72			
694	7300		Department of Education—University of West Florida	1,777.00			
	7400		Department of HRS—Division of Youth Services—Howell E.				
695			Lancaster Youth Development Center	12.89			
			Department of Corrections—				
696	7500		Community Correctional Institution	7,328.98			
697	7600		Union Correctional Institution	25,450.55	49,273.03		
	7800		Department of HRS—Division of Mental Health—South				
698			Florida State Hospital	9,957.91			
699	7900		Department of Education—Florida International University	3,765.99	2,100.99		
700	8000		Department of Offender Rehabilitation—Reception and Medical Center	11,846.74	8,585.20		
701	8300		Department of Health and Rehabilitative Services—District IV	678.85	1,073.00		
702	8500		Department of Health and Rehabilitative Services—District IX	1,297.92			
703	8600		Department of Education—Division of Blind Services	1,164.50			
			Department of Corrections—				
704	9000		Brevard Correctional Institution	1,544.17			
705	9100		Dade Correctional Institution		4,280.75		
706	9200		Indian River Correctional Institution		20,687.55		
707	9300		Department of Health and Rehabilitative Services—District VIII	686.59			
708	9400		Department of Corrections—Hillsborough Correctional Institution	4,335.98			
709	9500		Department of Law Enforcement		18,074.45		

ABSTRACT OF FUNDED ACCOUNTS

Total Receipts	Total Available	DISBURSEMENTS			Balance June 30, 1980	Outstanding Warrants	Adjustments	Treasurer's Balance June 30, 1980	Line No.
		Regular Disbursements	Transfer Disbursements	Total Disbursements					
\$ 6,728.90	\$ 34,804.54	\$ 1,271.00		\$ 1,271.00	\$ 33,533.54		\$ 33,533.54	653	
	10,542.39				10,542.39		10,542.39	654	
	4,621.83				4,621.83		4,621.83	655	
2,559.93	8,490.37	765.58	5,747.00	6,512.58	1,977.79		1,977.79	656	
17,699.56	21,448.06	19,376.69		19,376.69	2,071.37	214.64	2,286.01	657	
212.50	18,404.64				18,404.64		18,404.64	658	
4,847.03	7,160.46		4,847.03	4,847.03	2,313.43		2,313.43	659	
	402.50	402.50		402.50				660	
	30,908.70				30,908.70		30,908.70	661	
	5,346.14				5,346.14		5,346.14	662	
10,500.00	10,828.61	10,739.00		10,739.00	89.61		89.61	663	
	.04				.04		.04	664	
1,231.09	1,606.09	1,096.69		1,096.69	509.40		509.40	665	
	.31				.31		.31	666	
	2,260.14				2,260.14		2,260.14	667	
	1,756.77				1,756.77		1,756.77	668	
	.67				.67		.67	669	
3,944.22	3,944.22	336.64		336.64	3,607.58		3,607.58	670	
	140.79				140.79		140.79	671	
21,777.76	51,437.25	12.27	40,681.25	40,693.52	10,743.73	12.27	10,756.00	672	
1,731.84	1,731.84	1,731.84		1,731.84				673	
	1,186.64				1,186.64		1,186.64	674	
	50.98				50.98		50.98	675	
2,333.00	6,464.23	4,132.00		4,132.00	2,332.23		2,332.23	676	
20,980.00	20,980.00	20,980.00		20,980.00				677	
16,264.57	16,264.57	4,556.78		4,556.78	11,707.79	899.75	12,607.54	678	
6,803.88	6,803.88				6,803.88		6,803.88	679	
5,459.22	5,459.22	5,459.22		5,459.22				680	
7,537.00	20,452.00	12,238.76		12,238.76	8,213.24		8,213.24	681	
909.00	909.00				909.00		909.00	682	
	973.98				973.98		973.98	683	
	244.61				244.61		244.61	684	
	754.85				754.85		754.85	685	
	221,197.48	216,360.48		216,360.48	4,837.00		4,837.00	686	
	3,482.80				3,482.80		3,482.80	687	
636.00	636.00	636.00		636.00				688	
4,801.44	4,801.44	4,801.44		4,801.44				689	
968.63	1,043.83				1,043.83		1,043.83	690	
	401.47				401.47		401.47	691	
5,800.98	17,337.14	5,800.98		5,800.98	11,536.16		11,536.16	692	
	11,435.72				11,435.72		11,435.72	693	
	1,770.00				1,770.00		1,770.00	694	
	12.89				12.89		12.89	695	
	7,328.98				7,328.98		7,328.98	696	
49,273.03	74,723.58	25,451.00		25,451.00	49,272.58		49,272.58	697	
	9,957.91				9,957.91		9,957.91	698	
2,100.00	5,865.00				5,865.00		5,865.00	699	
8,585.20	20,431.94	19,712.20		19,712.20	719.74	5,516.00	6,235.74	700	
1,073.00	1,951.85	1,043.00		1,043.00	908.85		908.85	701	
	1,297.92				1,297.92		1,297.92	702	
	1,164.50				1,164.50		1,164.50	703	
	1,544.17				1,544.17		1,544.17	704	
4,280.75	4,280.75	3,704.75		3,704.75	576.00		576.00	705	
20,687.55	20,687.55	12,513.20		12,513.20	8,174.35		8,174.35	706	
	686.59				686.59		686.59	707	
	4,335.98				4,335.98		4,335.98	708	
18,074.45	18,074.45	18,074.45		18,074.45				709	

ABSTRACT OF FUNDED ACCOUNTS

Line No.	Dept. and Div. No.	Code No.	NAME OF ACCOUNT	Balance July 1, 1979	RECEIPTS		
					Receipts	Transfers	Refunds, Restorations, and Other Receipts
TRUST FUND (Continued)							
	900		REPLACEMENT TRUST FUNDS (Continued)				
710	9600		Department of Corrections—Cross City Correctional Institution	\$.32	\$	\$	\$
	9700		Department of Health and Rehabilitative Services—				
711	9700		Florida School for Boys in Okeechobee	3,560.73
712	9800		Department of HRS—Division of Health—A. G. Holley Hospital Lantana	2,025.05	239.99
713	9900		Department of HRS—Office of the Assistant Secretary of Operations	787.33
714			TOTAL REPLACEMENT TRUST FUNDS	\$ 779,974.94	\$ 319,482.43	\$	\$
715			TOTAL TRUST FUND	\$ 387,281,377.88	\$ 7,467,193,126.42	\$ 1,932,833,420.74	\$ 3,058,948.67
716			WORKING CAPITAL FUND	\$ 110,280.37	\$	\$ 182,573,872.52	\$
717			FEDERAL REVENUE SHARING FUND	\$ 443,701.56	\$ 138,213,472.00	\$	\$ 39.64
718			TOTAL ALL FUNDS	\$ 989,463,458.60	\$ 1,002,806,307.81	\$ 2,475,865,823.11	\$ 3,333,325.98

ABSTRACT OF FUNDED ACCOUNTS

Total Receipts	Total Available	DISBURSEMENTS			Balance June 30, 1980	Outstanding Warrants	Adjustments	Treasurer's Balance June 30, 1980	Line No.
		Regular Disbursements	Transfer Disbursements	Total Disbursements					
\$	\$.32	\$	\$	\$	\$.32	\$	\$	\$.32	710
.....	3,560.73	3,297.98	3,297.98	262.75	262.75	711
239.99	2,265.04	2,265.04	2,265.04	712
.....	787.33	787.33	787.33	713
<u>\$ 319,482.43</u>	<u>\$ 1,099,457.37</u>	<u>\$ 537,288.05</u>	<u>\$ 51,275.28</u>	<u>\$ 588,563.33</u>	<u>\$ 510,894.04</u>	<u>\$ 10,247.83</u>	<u>\$</u>	<u>\$ 521,141.87</u>	714
<u>\$ 9,403,085,505.83</u>	<u>\$ 9,790,366,883.71</u>	<u>\$ 7,069,440,572.00</u>	<u>\$ 2,270,698,558.59</u>	<u>\$ 9,340,139,130.59</u>	<u>\$ 450,227,753.12</u>	<u>\$189,044,468.75</u>	<u>\$ - (1,048.91)</u>	<u>\$ 639,271,172.96</u>	715
<u>\$ 182,573,872.52</u>	<u>\$ 182,684,152.89</u>	<u>\$ 182,684,152.89</u>	<u>\$</u>	<u>\$ 182,684,152.89</u>	<u>\$</u>	<u>\$</u>	<u>\$</u>	<u>\$</u>	716
<u>\$ 138,213,511.64</u>	<u>\$ 138,657,213.20</u>	<u>\$ 138,613,294.44</u>	<u>\$</u>	<u>\$ 138,613,294.44</u>	<u>\$ 43,918.76</u>	<u>\$ 154.93</u>	<u>\$</u>	<u>\$ 44,073.69</u>	717
<u>\$13,482,005,456.00</u>	<u>\$14,471,468,914.60</u>	<u>\$10,919,405,211.60</u>	<u>\$ 2,475,865,823.11</u>	<u>\$13,395,271,034.71</u>	<u>\$ 1,076,197,879.89</u>	<u>\$252,496,848.37</u>	<u>\$ (14,533.70)</u>	<u>\$ 1,328,680,194.56</u>	718

ABSTRACT OF GENERAL REVENUE APPROPRIATIONS

Line No.	Dept. and Div. No.	Acct. No.	NAME OF APPROPRIATION	APPROPRIATIONS			
				Certifications from Prior Year	Less Reversions of Jan. 1, 1980	General Appropriation Act	Other
1		0023	PRIOR YEAR CANCELLATIONS	\$	\$	\$	\$
2		0312	TRANSFER OF FUNDS UNDER SECTION 215.32	\$	\$	\$	\$ 182,573,873.00*
110-114 LEGISLATIVE BRANCH							
110 Legislature:							
Senate—							
3		0101	Salaries	\$	\$	\$	\$
4		0102	Contingent
5		0103	Other Personal Services
6		0104	Expenses
7		0106	Operating Capital Outlay
8		0109	Lump Sum	8,105,082.00
9		0119	Lump Sum—Furnishings and Equipment—New Capitol	770,260.45
10		0199	Certifications Forward	73,885.51	2,197.77
House of Representatives—							
11		0201	Salaries
12		0202	Contingent
13		0203	Other Personal Services
14		0204	Expenses
15		0206	Operating Capital Outlay
16		0209	Lump Sum	12,501,811.00
17		0219	Lump Sum—Furnishings and Equipment—New Capitol	628,364.77
18		0299	Certifications Forward	163,759.04	15,739.20
Joint Management Committee—							
19		0301	Salaries
20		0303	Other Personal Services
21		0304	Expenses
22		0306	Operating Capital Outlay
23		0309	Lump Sum	4,432,202.00
24		0310	Special Categories—Education Fixed—Capital Outlay Study	200,000.00
25		0399	Certifications Forward	333,348.79	27,801.63
Joint Legislative Management Committee—							
26		0409	Education Fixed Capital Outlay Study
Advisory Council on Intergovernmental Relations—							
27		0801	Salaries
28		0803	Other Personal Services
29		0804	Expenses
30		0806	Operating Capital Outlay
31		0809	Advisory Council on Intergovernmental Relations
Office of Public Counsel—							
32		0901	Salaries
33		0903	Other Personal Services
34		0904	Expenses
35		0906	Operating Capital Outlay
36		0909	Lump Sum
37		0999	Certification Forward	6,029.02	781.29
Statutory Committees—							
38		1101	Salaries
39		1103	Other Personal Services
40		1104	Expenses
41		1106	Operating Capital Outlay
42		1109	Lump Sum	396,759.00
43		1199	Certifications Forward	13,439.69	16.14
Advisory Council on Intergovernmental Relations—							
44		1509	Lump Sum	228,220.00
45			Total Legislature	\$ 1,989,087.27	\$ 46,536.03	\$ 25,864,074.00	\$
114 Auditor General:							
46		0101	Salaries	\$	\$	\$	\$
47		0103	Other Personal Services
48		0104	Expenses
49		0106	Operating Capital Outlay
50		0109	Lump Sum	10,751,009.00
51		0191	Data Processing Services
52		0199	Certifications Forward	94,393.77	242.26
Auditing Committee—							
53		0204	Expenses
54		0209	Lump Sum	8,560.00

*Authorized by Chapter 79-212, Laws of Florida.
 *Authorized by Section 215.32(3)(c), Florida Statutes.

ABSTRACT OF GENERAL REVENUE APPROPRIATIONS

Adjustments	Less Appropriations in Reserve	Plus Refunds and Restorations	Total Available	DISBURSEMENTS			Total Available Unexpended	Unexpended Appropriations June 30, 1980	Line No.
				Regular	Transfers	Total			
\$	\$	\$ 98,749.01	\$ 98,749.01	\$	\$	\$	\$ 98,749.01	\$ 98,749.01	1
\$	\$	\$	\$ 182,573,873.00	\$	\$ 182,573,872.52	\$ 182,573,872.52	\$.48	\$.48	2
\$ 4,804,964.00	\$	\$	\$ 4,804,964.00	\$ 4,573,263.73	\$	\$ 4,573,263.73	\$ 231,700.27	\$ 231,700.27	3
5,000.00	5,000.00	1,326.36	1,326.36	3,673.64	3,673.64	4
592,041.00	592,041.00	537,496.86	537,496.86	54,544.14	54,544.14	5
2,032,164.00	2,032,164.00	1,639,646.47	1,639,646.47	392,517.53	392,517.53	6
374,445.00	374,445.00	9,137.78	9,137.78	365,307.22	365,307.22	7
(8,084,369.00)	20,713.00	20,713.00	20,713.00	8
			770,260.45	33,128.33		33,128.33	737,132.12	737,132.12	9
			71,687.74	71,687.74		71,687.74			10
8,427,513.00	8,427,513.00	8,109,828.72	8,109,828.72	317,684.28	317,684.28	11
5,000.00	5,000.00	4,810.42	4,810.42	189.58	189.58	12
596,605.00	596,605.00	501,247.76	501,247.76	95,357.24	95,357.24	13
3,477,800.00	3,477,800.00	3,370,203.99	3,370,203.99	107,596.01	107,596.01	14
43,600.00	43,600.00	9,506.58	9,506.58	34,093.42	34,093.42	15
(12,300,518.00)	201,293.00	201,293.00	201,293.00	16
			628,364.77	222,335.72		222,335.72	406,029.05	406,029.05	17
			148,019.84	148,019.84		148,019.84			18
2,168,606.00	2,168,606.00	1,923,894.73	1,923,894.73	244,711.27	244,711.27	19
167,874.00	167,874.00	122,677.78	122,677.78	45,196.22	45,196.22	20
1,941,650.00	1,941,650.00	1,122,750.72	1,122,750.72	818,899.28	818,899.28	21
65,300.00	65,300.00	14,145.15	14,145.15	51,154.85	51,154.85	22
(4,343,430.00)	88,772.00	88,772.00	88,772.00	23
(200,000.00)	305,547.16	305,547.16	305,547.16			25
200,000.00	200,000.00	198,417.00	198,417.00	1,583.00	1,583.00	26
131,968.00	131,968.00	131,145.72	131,145.72	822.28	822.28	27
31,500.00	31,500.00	16,695.50	16,695.50	14,804.50	14,804.50	28
34,200.00	34,200.00	25,919.52	25,919.52	8,280.48	8,280.48	29
21,000.00	21,000.00	2,216.54	2,216.54	18,783.46	18,783.46	30
9,552.00	9,552.00	9,552.00	9,552.00	31
338,332.00	338,332.00	278,435.35	278,435.35	59,896.65	59,896.65	32
152,982.00	152,982.00	116,040.42	116,040.42	36,941.58	36,941.58	33
80,101.00	80,101.00	68,462.58	68,462.58	11,638.42	11,638.42	34
5,400.00	5,400.00	2,399.40	2,399.40	3,000.60	3,000.60	35
725.00	725.00	725.00	725.00	36
			5,247.73	5,247.73		5,247.73			37
306,678.00	306,678.00	298,245.04	298,245.04	8,432.96	8,432.96	38
8,797.00	8,797.00	5,523.72	5,523.72	3,273.28	3,273.28	39
33,900.00	33,900.00	13,192.08	13,192.08	20,707.92	20,707.92	40
4,300.00	4,300.00	2,100.82	2,100.82	2,199.18	2,199.18	41
(353,675.00)	43,084.00	43,084.00	43,084.00	42
			13,423.55	13,423.55		13,423.55			43
(228,220.00)							44
\$ 551,785.00	\$	\$	\$ 28,358,410.24	\$ 23,898,120.81	\$	\$ 23,898,120.81	\$ 4,460,289.43	\$ 4,460,289.43	45
\$ 9,296,209.00	\$	\$	\$ 9,296,209.00	\$ 9,051,490.24	\$	\$ 9,051,490.24	\$ 244,718.76	\$ 244,718.76	46
81,412.00	81,412.00	35,110.60	35,110.60	46,301.40	46,301.40	47
990,239.00	990,239.00	733,554.79	733,554.79	256,684.21	256,684.21	48
126,000.00	126,000.00	61,971.23	61,971.23	64,028.77	64,028.77	49
(10,751,009.00)							50
257,149.00	257,149.00	205,139.08	205,139.08	52,009.92	52,009.92	51
			94,151.51	94,151.51		94,151.51			52
8,560.00	8,560.00	2,656.68	2,656.68	5,903.32	5,903.32	53
(8,560.00)							54

ABSTRACT OF GENERAL REVENUE APPROPRIATIONS

Line No.	Dept. and Div. No.	Acct. No.	NAME OF APPROPRIATION	APPROPRIATIONS			
				Certifications from Prior Year	Less Reversions of Jan. 1, 1980	General Appropriation Act	Other
110-114			LEGISLATIVE BRANCH (Continued)				
114			Auditor General: (Continued)				
			Office of the Public Council—				
55		0609	Lump Sum	\$	\$	\$ 551,785.00	\$
56			Total Auditor General	\$ 94,393.77	\$ 242.26	\$ 11,311,354.00	\$
57			TOTAL LEGISLATIVE BRANCH	\$ 2,083,481.04	\$ 46,778.29	\$ 37,175,428.00	\$
210-265			JUDICIAL BRANCH				
210			Supreme Court:				
58		0101	Salaries	\$	\$	\$ 1,722,177.00	\$
59		0103	Other Personal Services			58,721.00	
60		0104	Expenses			413,628.00	
61		0106	Operating Capital Outlay			65,408.00	
62		0109	Special Projects			23,257.00	
63		0118	Fixed Capital Outlay	3,005.56			
64		0191	Data Processing Services			356,144.00	
65		0199	Certifications Forward	59,413.49	6,093.21		
66			Total Supreme Court	\$ 62,419.05	\$ 6,093.21	\$ 2,639,335.00	\$
211			First District Court of Appeal:				
67		0101	Salaries	\$	\$	\$ 883,971.00	\$ (333,753.00) ¹
68		0103	Other Personal Services			16,056.00	(8,000.00) ¹
69		0104	Expenses			78,883.00	(127,806.00) ¹
70		0106	Operating Capital Outlay			22,846.00	
71		0108	FCC—Expansion of Court Building				1,432,345.00 ²
72		0109	Lump Sum—To Provide for Additional Judges and Staff for IRC Caseload				860,328.00 ³
73		0199	Certifications Forward	8,041.14	1,172.92		
74			Total First District Court of Appeals	\$ 8,041.14	\$ 1,172.92	\$ 1,001,756.00	\$ 1,823,114.00 ¹
212			Second District Court of Appeal:				
75		0101	Salaries	\$	\$	\$ 921,795.00	\$
76		0103	Other Personal Services			19,056.00	
77		0104	Expenses			77,425.00	
78		0106	Operating Capital Outlay			35,561.00	
79		0109	Lump Sum—To Provide for Additional Judges and Staff				154,811.00 ²
80		0199	Certifications Forward	13,308.15	85.89		
81			Total Second District Court of Appeal	\$ 13,308.15	\$ 85.89	\$ 1,053,837.00	\$ 154,811.00
213			Third District Court of Appeal:				
82		0101	Salaries	\$	\$	\$ 1,116,414.00	\$
83		0103	Other Personal Services			31,806.00	
84		0104	Expenses			145,912.00	
85		0106	Operating Capital Outlay			50,874.00	
86		0199	Certifications Forward	36,984.47	5,491.38		
87			Total Third District Court of Appeal	\$ 36,984.47	\$ 5,491.38	\$ 1,345,006.00	\$
214			Fourth and Fifth District Courts of Appeal:				
88		0101	Salaries	\$	\$	\$ 959,375.00	\$
89		0103	Other Personal Services			32,612.00	
90		0104	Expenses			111,747.00	
91		0106	Operating Capital Outlay			50,486.00	
92		0191	Data Processing Services				154,811.00 ²
93		0199	Certifications Forward	27,737.92	851.66		
94		0201	Salaries			408,578.00	
95		0203	Other Personal Services				
96		0204	Expenses			74,700.00	
97		0206	Operating Capital Outlay			173,600.00	
98		0209	Lump Sum Implementation				302,629.00 ³
99			Total Fourth and Fifth District Courts of Appeal	\$ 27,737.92	\$ 851.66	\$ 1,811,098.00	\$ 457,440.00
215			State Attorney Division:				
			First Judicial Circuit—				
100		0101	Salaries	\$	\$	\$	\$
101		0103	Other Personal Services				

¹Authorized by Chapter 79-312, Laws of Florida.
²Authorized by Chapter 79-413, Laws of Florida.
³Authorized by Chapter 79-588, Laws of Florida.

ABSTRACT OF GENERAL REVENUE APPROPRIATIONS

Adjustments	Less Appropriations in Reserve	Plus Refunds and Restorations	Total Available	DISBURSEMENTS			Total Available Unexpended	Unexpended Appropriations June 30, 1980	Line No.
				Regular	Transfers	Total			
\$ (551,785.00)	\$	\$	\$	\$	\$	\$	\$	\$	55
\$ (551,785.00)	\$	\$	\$ 10,853,720.51	\$ 10,184,074.13	\$	\$ 10,184,074.13	\$ 669,646.38	\$ 669,646.38	56
\$	\$	\$	\$ 39,212,130.75	\$ 34,082,194.94	\$	\$ 34,082,194.94	\$ 5,129,935.81	\$ 5,129,935.81	57
\$ 94,355.00	\$	\$	\$ 1,816,532.00	\$ 1,786,121.35	\$	\$ 1,786,121.35	\$ 30,410.65	\$ 30,410.65	58
17,536.00	76,257.00	68,269.78	68,269.78	7,987.22	7,987.22	59
26,129.00	439,757.00	426,348.89	426,348.89	13,408.11	13,408.11	60
158,886.00	224,294.00	204,587.51	204,587.51	19,706.49	19,706.49	61
.....	23,257.00	23,257.00	23,257.00	62
.....	3,005.56	3,005.56	3,005.56	63
.....	356,144.00	351,372.90	351,372.90	4,771.10	4,771.10	64
.....	53,320.28	53,320.28	53,320.28	65
\$ 296,906.00	\$	\$	\$ 2,992,566.84	\$ 2,916,283.27	\$	\$ 2,916,283.27	\$ 76,283.57	\$ 76,283.57	66
\$ 662,110.00	\$	\$	\$ 1,212,328.00	\$ 1,210,062.97	\$	\$ 1,210,062.97	\$ 2,265.03	\$ 2,265.03	67
35,150.00	43,206.00	42,644.74	42,644.74	561.26	561.26	68
216,518.00	20.00	167,575.00	126,103.89	126,103.89	41,471.11	41,491.11	69
39,054.00	61,900.00	46,869.58	46,869.58	15,030.42	15,030.42	70
.....	46,132.00	1,386,213.00	1,386,213.00	1,432,345.00	71
(860,328.00)	72
.....	6,868.22	6,868.22	6,868.22	73
\$ 92,504.00	\$ 46,152.00	\$	\$ 2,878,090.22	\$ 1,432,549.40	\$	\$ 1,432,549.40	\$ 1,445,540.82	\$ 1,491,692.82	74
\$ 135,065.00	\$	\$	\$ 1,056,860.00	\$ 1,042,114.00	\$	\$ 1,042,114.00	\$ 14,746.00	\$ 14,746.00	75
(9,500.00)	9,556.00	6,296.55	6,296.55	3,259.45	3,259.45	76
89,979.00	167,404.00	73,353.70	73,353.70	94,050.30	94,050.30	77
13,055.00	48,616.00	29,299.20	29,299.20	19,316.80	19,316.80	78
(154,811.00)	79
.....	13,222.26	13,222.26	13,222.26	80
\$ 73,788.00	\$	\$	\$ 1,295,658.26	\$ 1,164,285.71	\$	\$ 1,164,285.71	\$ 131,372.55	\$ 131,372.55	81
\$ 75,873.00	\$	\$	\$ 1,192,287.00	\$ 1,147,974.81	\$	\$ 1,147,974.81	\$ 44,312.19	\$ 44,312.19	82
(14,000.00)	17,806.00	10,042.07	10,042.07	7,763.93	7,763.93	83
14,235.00	160,147.00	114,806.49	114,806.49	45,340.51	45,340.51	84
.....	50,874.00	41,990.60	41,990.60	8,883.40	8,883.40	85
.....	31,493.09	31,493.09	31,493.09	86
\$ 76,108.00	\$	\$	\$ 1,452,607.09	\$ 1,346,307.06	\$	\$ 1,346,307.06	\$ 106,300.03	\$ 106,300.03	87
\$ 142,591.00	\$	\$	\$ 1,101,966.00	\$ 1,065,323.76	\$	\$ 1,065,323.76	\$ 36,642.24	\$ 36,642.24	88
.....	32,612.00	21,731.38	21,731.38	10,880.62	10,880.62	89
12,620.00	124,367.00	102,793.67	102,793.67	21,573.33	21,573.33	90
74,904.00	125,390.00	67,696.08	67,696.08	57,693.92	57,693.92	91
(154,811.00)	92
.....	26,886.26	26,886.26	26,886.26	93
221,430.00	630,008.00	629,279.36	629,279.36	728.64	728.64	94
426.00	426.00	425.07	425.07	.93	.93	95
34,720.00	109,420.00	98,041.89	98,041.89	11,378.11	11,378.11	96
54,345.00	227,945.00	195,221.63	195,221.63	32,723.37	32,723.37	97
(302,629.00)	98
\$ 83,596.00	\$	\$	\$ 2,379,020.26	\$ 2,207,399.10	\$	\$ 2,207,399.10	\$ 171,621.16	\$ 171,621.16	99
\$ 1,421,783.00	\$	\$	\$ 1,421,783.00	\$ 1,409,546.62	\$	\$ 1,409,546.62	\$ 12,216.38	\$ 12,216.38	100
28,500.00	28,500.00	27,511.51	27,511.51	988.49	988.49	101

ABSTRACT OF GENERAL REVENUE APPROPRIATIONS

Line No.	Dept. and Div. No.	Acct. No.	NAME OF APPROPRIATION	APPROPRIATIONS			
				Certifications from Prior Year	Less Reversions of Jan. 1, 1980	General Appropriation Act	Other
210-265			JUDICIAL BRANCH (Continued)				
215			State Attorney Division: (Continued)				
			First Judicial Circuit— (Continued)				
102	0104		Expenses	\$	\$	\$	\$
103	0106		Operating Capital Outlay				
104	0109		Lump Sum			1,609,128.00	
105	0193		Salary Incentive Payment				
106	0199		Certifications Forward	36,960.25	943.97		
			Second Judicial Circuit—				
107	0201		Salaries				
108	0203		Other Personal Services				
109	0204		Expenses				
110	0206		Operating Capital Outlay				
111	0209		Lump Sum			1,020,602.00	
112	0293		Salary Incentive Payment				
113	0299		Certifications Forward	12,785.91			
			Third Judicial Circuit—				
114	0301		Salaries				
115	0303		Other Personal Services				
116	0304		Expenses				
117	0306		Operating Capital Outlay				
118	0309		Lump Sum			757,267.00	
119	0393		Salary Incentive Payment				
120	0399		Certifications Forward	47,137.32	576.95		
			Fourth Judicial Circuit—				
121	0401		Salaries				
122	0403		Other Personal Services				
123	0404		Expenses				
124	0406		Operating Capital Outlay				
125	0409		Lump Sum			2,693,182.00	
126	0493		Salary Incentive Payment				
127	0499		Certifications Forward	10,440.31	324.35		
			Fifth Judicial Circuit—				
128	0501		Salaries				
129	0503		Other Personal Services				
130	0504		Expenses				
131	0506		Operating Capital Outlay				
132	0509		Lump Sum			1,222,840.00	
133	0593		Salary Incentive Payment				
134	0599		Certifications Forward	12,197.43	127.35		
			Sixth Judicial Circuit—				
135	0601		Salaries				
136	0603		Other Personal Services				
137	0604		Expenses				
138	0606		Operating Capital Outlay				
139	0609		Lump Sum			3,126,622.00	
140	0693		Salary Incentive Payment				
141	0699		Certifications Forward	75,625.01	746.47		
			Seventh Judicial Circuit—				
142	0701		Salaries				
143	0703		Other Personal Services				
144	0704		Expenses				
145	0706		Operating Capital Outlay				
146	0709		Lump Sum			1,424,779.00	
147	0793		Salary Incentive Payment				
148	0799		Certifications Forward	26,474.49	1,502.71		
			Eighth Judicial Circuit—				
149	0801		Salaries				
150	0803		Other Personal Services				
151	0804		Expenses				
152	0806		Operating Capital Outlay				
153	0809		Lump Sum			1,211,522.00	
154	0893		Salary Incentive Payment				
155	0899		Certifications Forward	2,464.32	43.56		
			Ninth Judicial Circuit—				
156	0901		Salaries				
157	0903		Other Personal Services				
158	0904		Expenses				
159	0906		Operating Capital Outlay				
160	0909		Lump Sum			1,982,245.00	
161	0993		Salary Incentive Payment				
162	0999		Certificates Forward	31,352.42	2,097.25		
			Tenth Judicial Circuit—				
163	1001		Salaries				

ABSTRACT OF GENERAL REVENUE APPROPRIATIONS

Adjustments	Less Appropriations in Reserve	Plus Refunds and Restorations	Total Available	DISBURSEMENTS			Total Available Unexpended	Unexpended Appropriations June 30, 1980	Line No.
				Regular	Transfers	Total			
\$ 165,230.00	\$	\$	\$ 165,230.00	\$ 146,298.33	\$	\$ 146,298.33	\$ 18,931.67	\$ 18,931.67	102
74,947.00	74,947.00	38,097.43	38,097.43	36,849.57	36,849.57	103
(1,609,126.00)	104
3,200.00	3,200.00	3,040.48	3,040.48	159.52	159.52	105
.....	36,016.28	36,016.28	36,016.28	106
909,435.00	909,435.00	908,208.33	908,208.33	1,226.67	1,226.67	107
13,351.00	13,351.00	12,055.48	12,055.48	1,295.52	1,295.52	108
113,467.00	113,467.00	102,487.03	102,487.03	10,979.97	10,979.97	109
41,202.00	41,202.00	22,287.39	22,287.39	18,914.61	18,914.61	110
(1,020,602.00)	111
2,235.00	2,235.00	1,963.23	1,963.23	271.77	271.77	112
.....	12,785.91	12,785.91	12,785.91	113
614,844.00	614,844.00	614,291.15	614,291.15	352.85	352.85	114
5,000.00	5,000.00	4,553.97	4,553.97	446.03	446.03	115
106,646.00	106,646.00	102,947.95	102,947.95	3,698.05	3,698.05	116
84,075.00	84,075.00	80,727.68	80,727.68	3,347.32	3,347.32	117
(757,267.00)	118
1,705.00	1,705.00	1,554.80	1,554.80	150.20	150.20	119
.....	46,560.37	46,560.37	46,560.37	120
2,365,300.00	2,365,300.00	2,361,964.39	2,361,964.39	3,335.61	3,335.61	121
83,460.00	83,460.00	71,948.11	71,948.11	11,511.89	11,511.89	122
291,899.00	291,899.00	285,320.17	285,320.17	6,578.83	6,578.83	123
86,744.00	86,744.00	85,432.71	85,432.71	1,311.29	1,311.29	124
(2,693,182.00)	125
5,829.00	5,829.00	4,748.99	4,748.99	1,080.01	1,080.01	126
.....	10,115.96	10,115.96	10,115.96	127
1,045,396.00	1,045,396.00	1,043,209.51	1,043,209.51	2,186.49	2,186.49	128
6,000.00	6,000.00	1,584.56	1,584.56	4,415.44	4,415.44	129
116,971.00	116,971.00	110,756.64	110,756.64	6,214.36	6,214.36	130
118,221.00	118,221.00	108,434.67	108,434.67	9,786.33	9,786.33	131
(1,222,840.00)	132
6,156.00	6,156.00	5,826.22	5,826.22	329.78	329.78	133
.....	12,070.08	12,070.08	12,070.08	134
2,962,650.00	2,962,650.00	2,959,505.26	2,959,505.26	3,144.74	3,144.74	135
18,879.00	18,879.00	17,791.27	17,791.27	1,087.73	1,087.73	136
213,366.00	213,366.00	192,587.54	192,587.54	20,778.46	20,778.46	137
98,966.00	98,966.00	42,112.62	42,112.62	56,853.38	56,853.38	138
(3,126,622.00)	139
5,896.00	5,896.00	5,348.59	5,348.59	547.41	547.41	140
.....	74,878.54	74,878.54	74,878.54	141
1,296,982.00	1,296,982.00	1,296,531.50	1,296,531.50	450.50	450.50	142
59,000.00	59,000.00	54,199.59	54,199.59	4,800.41	4,800.41	143
131,158.00	131,158.00	128,874.23	128,874.23	2,283.77	2,283.77	144
22,000.00	22,000.00	20,205.46	20,205.46	1,794.54	1,794.54	145
(1,424,779.00)	146
2,902.00	2,902.00	2,637.13	2,637.13	264.87	264.87	147
.....	24,971.78	24,971.78	24,971.78	148
1,089,937.00	1,089,937.00	1,089,271.58	1,089,271.58	665.42	665.42	149
3,000.00	3,000.00	2,003.30	2,003.30	996.70	996.70	150
120,192.00	120,192.00	116,676.67	116,676.67	3,515.33	3,515.33	151
56,483.00	56,483.00	46,462.84	46,462.84	10,020.16	10,020.16	152
(1,211,522.00)	153
3,739.00	3,739.00	3,656.12	3,656.12	82.88	82.88	154
.....	2,420.76	2,420.76	2,420.76	155
1,843,457.00	1,843,457.00	1,840,784.53	1,840,784.53	2,672.47	2,672.47	156
23,000.00	23,000.00	21,279.96	21,279.96	1,720.04	1,720.04	157
149,529.00	149,529.00	132,457.75	132,457.75	17,071.25	17,071.25	158
60,724.00	60,724.00	21,070.02	21,070.02	39,653.98	39,653.98	159
(1,982,245.00)	160
5,347.00	5,347.00	4,377.49	4,377.49	969.51	969.51	161
.....	29,255.17	29,255.17	29,255.17	162
1,330,166.00	1,330,166.00	1,329,537.31	1,329,537.31	628.69	628.69	163

ABSTRACT OF GENERAL REVENUE APPROPRIATIONS

Line No.	Dept. and Div. No.	Acct. No.	NAME OF APPROPRIATION	APPROPRIATIONS			
				Certifications from Prior Year	Less Reversions of Jan. 1, 1980	General Appropriation Act	Other
210-265			JUDICIAL BRANCH (Continued)				
215			State Attorney Division: (Continued)				
			Tenth Judicial Circuit— (Continued)				
164	1003		Other Personal Services	\$	\$	\$	\$
165	1004		Expenses
166	1006		Operating Capital Outlay
167	1009		Lump Sum	1,385,296.00
168	1093		Salary Incentive Payment
169	1099		Certifications Forward	9,999.58	537.80
			Eleventh Judicial Circuit—				
170	1101		Salaries
171	1103		Other Personal Services
172	1104		Expenses
173	1106		Operating Capital Outlay
174	1109		Lump Sum	6,205,256.00
175	1193		Salary Incentive Payment
176	1199		Certifications Forward	9,130.30
			Twelfth Judicial Circuit—				
177	1201		Salaries
178	1203		Other Personal Services
179	1204		Expenses
180	1206		Operating Capital Outlay
181	1209		Lump Sum	1,067,496.00
182	1293		Salary Incentive Payment
183	1299		Certifications Forward	4,882.06	440.63
			Thirteenth Judicial Circuit—				
184	1301		Salaries
185	1303		Other Personal Services
186	1304		Expenses
187	1306		Operating Capital Outlay
188	1309		Lump Sum	2,458,750.00
189	1393		Salary Incentive Payment
190	1399		Certifications Forward	9,541.73	313.40
			Fourteenth Judicial Circuit—				
191	1401		Salaries
192	1403		Other Personal Services
193	1404		Expenses
194	1406		Operating Capital Outlay
195	1409		Lump Sum	1,107,691.00
196	1493		Salary Incentive Payment
197	1499		Certifications Forward	78,240.57	5,325.45
			Fifteenth Judicial Circuit—				
198	1501		Salaries
199	1503		Other Personal Services
200	1504		Expenses
201	1506		Operating Capital Outlay
202	1509		Lump Sum	2,067,936.00
203	1593		Salary Incentive Payment
204	1599		Certifications Forward	11,580.10	512.46
			Sixteenth Judicial Circuit—				
205	1601		Salaries
206	1603		Other Personal Services
207	1604		Expenses
208	1606		Operating Capital Outlay
209	1609		Lump Sum	503,043.00	10,828.00
210	1693		Salary Incentive Payment
211	1699		Certifications Forward	666.70
			Seventeenth Judicial Circuit—				
212	1701		Salaries
213	1703		Other Personal Services
214	1704		Expenses
215	1706		Operating Capital Outlay
216	1709		Lump Sum	3,514,204.00
217	1793		Salary Incentive Payment
218	1799		Certifications Forward	181,608.04	956.86
			Eighteenth Judicial Circuit—				
219	1801		Salaries
220	1803		Other Personal Services
221	1804		Expenses
222	1806		Operating Capital Outlay
223	1809		Lump Sum	1,652,808.00
224	1893		Salary Incentive Payment
225	1899		Certifications Forward	39,388.51	1,830.04

¹Authorized by Section 24 of Chapter 79-212, Laws of Florida.

ABSTRACT OF GENERAL REVENUE APPROPRIATIONS

Adjustments	Less Appropriations in Reserve	Plus Refunds and Restorations	Total Available	DISBURSEMENTS			Total Available Unexpended	Unexpended Appropriations June 30, 1980	Line No.
				Regular	Transfers	Total			
\$ 24,601.00	\$	\$	\$ 24,601.00	\$ 24,600.60	\$	\$ 24,600.60	\$.40	\$.40	184
77,074.00	77,074.00	70,852.93	70,852.93	6,221.07	6,221.07	185
26,886.00	26,886.00	26,885.04	26,885.04	.96	.96	186
(1,385,296.00)	187
3,439.00	3,439.00	3,096.10	3,096.10	342.90	342.90	188
.....	9,461.78	9,461.78	9,461.78	189
5,399,462.00	5,399,462.00	5,397,715.73	5,397,715.73	1,746.27	1,746.27	170
292,213.00	292,213.00	291,764.12	291,764.12	448.88	448.88	171
680,075.00	680,075.00	673,849.15	673,849.15	6,225.85	6,225.85	172
94,289.00	94,289.00	93,072.11	93,072.11	1,216.89	1,216.89	173
(6,205,256.00)	174
4,531.00	4,531.00	4,052.99	4,052.99	478.01	478.01	175
.....	9,130.30	9,130.30	9,130.30	176
948,059.00	948,059.00	946,214.76	946,214.76	1,844.24	1,844.24	177
9,000.00	9,000.00	8,482.76	8,482.76	517.24	517.24	178
115,799.00	115,799.00	109,478.40	109,478.40	6,320.60	6,320.60	179
49,300.00	49,300.00	46,653.37	46,653.37	2,646.63	2,646.63	180
(1,067,496.00)	181
3,205.00	3,205.00	2,997.29	2,997.29	207.71	207.71	182
.....	4,441.45	4,441.45	4,441.45	183
2,090,415.00	2,090,415.00	2,015,517.26	2,015,517.26	74,897.74	74,897.74	184
141,774.00	141,774.00	68,047.21	68,047.21	73,726.79	73,726.79	185
235,214.00	235,214.00	157,188.01	157,188.01	78,025.99	78,025.99	186
105,000.00	105,000.00	25,565.08	25,565.08	79,434.92	79,434.92	187
(2,458,750.00)	188
2,484.00	2,484.00	2,276.34	2,276.34	207.66	207.66	189
.....	9,228.33	9,228.33	9,228.33	190
883,636.00	883,636.00	882,096.36	882,096.36	1,539.64	1,539.64	191
13,151.00	13,151.00	3,571.73	3,571.73	9,579.27	9,579.27	192
199,172.00	199,172.00	178,441.79	178,441.79	20,730.21	20,730.21	193
72,205.00	72,205.00	25,839.40	25,839.40	46,365.60	46,365.60	194
(1,107,691.00)	195
3,126.00	3,126.00	2,934.33	2,934.33	191.67	191.67	196
.....	72,915.12	72,915.12	72,915.12	197
1,737,989.00	1,737,989.00	1,735,945.13	1,735,945.13	2,043.87	2,043.87	198
54,744.00	54,744.00	45,205.00	45,205.00	9,539.00	9,539.00	199
227,654.00	227,654.00	207,996.64	207,996.64	19,657.36	19,657.36	200
137,500.00	137,500.00	76,903.12	76,903.12	60,596.88	60,596.88	201
(2,067,936.00)	202
4,099.00	4,099.00	3,703.73	3,703.73	395.27	395.27	203
.....	11,067.64	11,067.64	11,067.64	204
479,604.00	479,604.00	479,053.33	479,053.33	550.67	550.67	205
4,115.00	4,115.00	4,040.73	4,040.73	74.27	74.27	206
58,633.00	58,633.00	43,336.80	43,336.80	15,296.20	15,296.20	207
2,005.00	2,005.00	2,004.24	2,004.24	.76	.76	208
(513,871.00)	209
600.00	600.00	397.96	397.96	202.04	202.04	210
.....	666.70	666.70	666.70	211
3,273,066.00	3,273,066.00	3,228,302.52	3,228,302.52	44,763.48	44,763.48	212
85,000.00	85,000.00	46,035.48	46,035.48	38,964.52	38,964.52	213
241,466.00	241,466.00	223,778.36	223,778.36	17,687.64	17,687.64	214
70,830.00	70,830.00	32,991.57	32,991.57	37,838.43	37,838.43	215
(3,514,204.00)	216
5,253.00	5,253.00	4,467.73	4,467.73	785.27	785.27	217
.....	180,651.18	180,651.18	180,651.18	218
1,340,875.00	1,340,875.00	1,340,108.88	1,340,108.88	766.12	766.12	219
18,147.00	18,147.00	7,757.93	7,757.93	10,389.07	10,389.07	220
146,674.00	146,674.00	137,403.63	137,403.63	9,270.37	9,270.37	221
225,214.00	225,214.00	84,026.25	84,026.25	141,187.75	141,187.75	222
(1,652,806.00)	223
4,140.00	4,140.00	3,820.41	3,820.41	319.59	319.59	224
.....	37,558.47	37,558.47	37,558.47	225

ABSTRACT OF GENERAL REVENUE APPROPRIATIONS

Line No.	Dept. and Div. No.	Acct. No.	NAME OF APPROPRIATION	APPROPRIATIONS			
				Certifications from Prior Year	Less Reversions of Jan. 1, 1980	General Appropriation Act	Other
210-265			JUDICIAL BRANCH (Continued)				
215			State Attorney Division: (Continued)				
			Nineteenth Judicial Circuit—				
226	1901		Salaries	\$	\$	\$	\$
227	1903		Other Personal Services				
228	1904		Expenses				
229	1906		Operating Capital Outlay				
230	1909		Lump Sum			957,814.00	
231	1993		Salary Incentive Payment				
232	1999		Certifications Forward	3,704.31			
			Twentieth Judicial Circuit—				
233	2001		Salaries				
234	2003		Other Personal Services				
235	2004		Expenses				
236	2006		Operating Capital Outlay				
237	2009		Lump Sum			1,175,688.00	
238	2093		Salary Incentive Payment				
239	2099		Certifications Forward	8,551.75	113.50		
240			Total State Attorney Division	\$ 610,731.13	\$ 16,392.75	\$ 37,144,169.00	\$ 10,828.00
216			Public Defender Division:				
			First Judicial Circuit—				
241	0101		Salaries	\$	\$	\$	\$
242	0103		Other Personal Services				
243	0104		Expenses				
244	0106		Operating Capital Outlay				
245	0109		Lump Sum			900,240.00	
246	0199		Certifications Forward	3,456.27	97.16		
			Second Judicial Circuit—				
247	0201		Salaries				
248	0203		Other Personal Services				
249	0204		Expenses				
250	0206		Operating Capital Outlay				
251	0209		Lump Sum			815,486.00	120,000.00
252	0299		Certifications Forward	229.21			
			Third Judicial Circuit—				
253	0301		Salaries				
254	0303		Other Personal Services				
255	0304		Expenses				
256	0306		Operating Capital Outlay				
257	0309		Lump Sum			398,785.00	
258	0399		Certifications Forward	4,560.32	100.50		
			Fourth Judicial Circuit—				
259	0401		Salaries				
260	0403		Other Personal Services				
261	0404		Expenses				
262	0406		Operating Capital Outlay				
263	0409		Lump Sum			1,434,720.00	
264	0499		Certifications Forward	10,235.91	16.69		
			Fifth Judicial Circuit—				
265	0501		Salaries				
266	0503		Other Personal Services				
267	0504		Expenses				
268	0506		Operating Capital Outlay				
269	0509		Lump Sum			596,162.00	
270	0599		Certifications Forward	5,245.04			
			Sixth Judicial Circuit—				
271	0601		Salaries				
272	0603		Other Personal Services				
273	0604		Expenses				
274	0606		Operating Capital Outlay				
275	0609		Lump Sum			1,292,000.00	
276	0699		Certifications Forward	2,042.54	655.50		
			Seventh Judicial Circuit—				
277	0701		Salaries				
278	0704		Expenses				
279	0706		Operating Capital Outlay				
280	0709		Lump Sum			922,999.00	
281	0799		Certifications Forward	4,968.24	236.40		
			Eighth Judicial Circuit—				
282	0801		Salaries				
283	0803		Other Personal Services				

*Authorized by Section 24 of Chapter 79-212, Laws of Florida.

ABSTRACT OF GENERAL REVENUE APPROPRIATIONS

Adjustments	Less Appropriations in Reserve	Plus Refunds and Restorations	Total Available	DISBURSEMENTS			Total Available Unexpended	Unexpended Appropriations June 30, 1980	Line No.
				Regular	Transfers	Total			
\$ 846,196.00	\$	\$	\$ 846,196.00	\$ 845,881.75	\$	\$ 845,881.75	\$ 314.25	\$ 314.25	226
18,000.00	18,000.00	17,895.66	17,895.66	104.34	104.34	227
113,634.00	113,634.00	113,108.69	113,108.69	525.31	525.31	228
23,800.00	23,800.00	23,761.41	23,761.41	38.59	38.59	229
(957,814.00)	230
1,380.00	1,380.00	1,268.24	1,268.24	111.76	111.76	231
.....	3,704.31	3,704.31	3,704.31	232
1,088,732.00	1,088,732.00	1,087,863.59	1,087,863.59	868.41	868.41	233
23,600.00	23,600.00	23,523.29	23,523.29	76.71	76.71	234
78,703.00	78,703.00	73,674.64	73,674.64	5,028.36	5,028.36	235
44,602.00	44,602.00	31,822.80	31,822.80	12,779.20	12,779.20	236
(1,175,688.00)	237
4,680.00	4,680.00	3,916.03	3,916.03	763.97	763.97	238
.....	6,438.25	6,438.25	6,438.25	239
\$ 1,888,797.00	\$	\$	\$ 39,638,132.38	\$ 38,467,694.89	\$	\$ 38,467,694.89	\$ 1,170,437.49	\$ 1,170,437.49	240
\$ 836,053.00	\$	\$	\$ 836,053.00	\$ 834,833.23	\$	\$ 834,833.23	\$ 1,219.77	\$ 1,219.77	241
11,961.00	11,961.00	11,935.73	11,935.73	25.27	25.27	242
81,774.00	81,774.00	75,597.74	75,597.74	6,176.26	6,176.26	243
23,000.00	23,000.00	10,770.46	10,770.46	12,229.54	12,229.54	244
(900,240.00)	245
.....	3,359.11	3,359.11	3,359.11	246
727,387.00	727,387.00	726,249.52	726,249.52	1,137.48	1,137.48	247
78,051.00	78,051.00	78,050.34	78,050.34	.66	.66	248
155,931.00	155,931.00	150,221.71	150,221.71	5,709.29	5,709.29	249
12,875.00	12,875.00	11,159.20	11,159.20	1,715.80	1,715.80	250
(935,486.00)	251
.....	229.21	229.21	229.21	252
362,676.00	362,676.00	346,796.97	346,796.97	15,879.03	15,879.03	253
3,600.00	3,600.00	352.00	352.00	3,248.00	3,248.00	254
49,417.00	49,417.00	39,859.35	39,859.35	9,557.65	9,557.65	255
5,000.00	5,000.00	3,443.07	3,443.07	1,556.93	1,556.93	256
(398,785.00)	257
.....	4,459.82	4,459.82	4,459.82	258
1,360,079.00	1,360,079.00	1,357,913.39	1,357,913.39	2,165.61	2,165.61	259
12,925.00	12,925.00	12,897.88	12,897.88	27.12	27.12	260
104,491.00	104,491.00	101,425.09	101,425.09	3,065.91	3,065.91	261
30,654.00	30,654.00	22,052.21	22,052.21	8,601.79	8,601.79	262
(1,434,720.00)	263
.....	10,219.22	10,219.22	10,219.22	264
511,167.00	511,167.00	497,972.91	497,972.91	13,194.09	13,194.09	265
18,500.00	18,500.00	7,079.60	7,079.60	11,420.40	11,420.40	266
65,689.00	65,689.00	43,239.14	43,239.14	22,449.86	22,449.86	267
28,500.00	28,500.00	22,862.97	22,862.97	5,637.03	5,637.03	268
(596,162.00)	269
.....	5,245.04	5,245.04	5,245.04	270
1,185,519.00	1,185,519.00	1,184,981.09	1,184,981.09	537.91	537.91	271
47,581.00	47,581.00	47,417.20	47,417.20	163.80	163.80	272
109,073.00	109,073.00	106,526.31	106,526.31	2,546.69	2,546.69	273
25,719.00	25,719.00	24,729.84	24,729.84	989.16	989.16	274
(1,292,000.00)	275
.....	1,387.04	1,387.04	1,387.04	276
885,423.00	885,423.00	882,490.63	882,490.63	2,932.37	2,932.37	277
61,002.00	61,002.00	57,963.29	57,963.29	3,038.71	3,038.71	278
22,834.00	22,834.00	20,564.66	20,564.66	2,269.34	2,269.34	279
(922,999.00)	280
.....	4,731.84	4,731.84	4,731.84	281
579,539.00	579,539.00	575,805.95	575,805.95	3,733.05	3,733.05	282
18,127.00	18,127.00	17,032.10	17,032.10	1,094.90	1,094.90	283

ABSTRACT OF GENERAL REVENUE APPROPRIATIONS

Line No.	Dept. and Div. No.	Acct. No.	NAME OF APPROPRIATION	APPROPRIATIONS			
				Certifications from Prior Year	Leas Reversions of Jan. 1, 1980	General Appropriation Act	Other
210-265			JUDICIAL BRANCH (Continued)				
216			Public Defender: (Continued)				
			Eighth Judicial Circuit— (Continued)				
284	0804		Expenses	\$	\$	\$	\$
285	0806		Operating Capital Outlay				
286	0809		Lump Sum			644,954.00	
287	0899		Certifications Forward	4,275.56	.78		
			Ninth Judicial Circuit—				
288	0901		Salaries				
289	0903		Other Personal Services				
290	0904		Expenses				
291	0906		Operating Capital Outlay				
292	0909		Lump Sum			1,038,918.00	
293	0999		Certifications Forward	53,379.86	1,912.44		
			Tenth Judicial Circuit—				
294	1001		Salaries				
295	1003		Other Personal Services				
296	1004		Expenses				
297	1006		Operating Capital Outlay				
298	1009		Lump Sum			1,027,227.00	
299	1099		Certifications Forward	13,523.40	380.34		
			Eleventh Judicial Circuit—				
300	1101		Salaries				
301	1103		Other Personal Services				
302	1104		Expenses				
303	1106		Operating Capital Outlay				
304	1109		Lump Sum			3,192,416.00	
305	1199		Certifications Forward	20,999.07			
			Twelfth Judicial Circuit—				
306	1201		Salaries				
307	1203		Other Personal Services				
308	1204		Expenses				
309	1206		Operating Capital Outlay				
310	1209		Lump Sum			698,051.00	
311	1299		Certifications Forward	7,355.33	1,374.66		
			Thirteenth Judicial Circuit—				
312	1301		Salaries				
313	1303		Other Personal Services				
314	1304		Expenses				
315	1306		Operating Capital Outlay				
316	1309		Lump Sum			1,312,606.00	
317	1399		Certifications Forward	48,525.00	1,380.84		
			Fourteenth Judicial Circuit—				
318	1401		Salaries				
319	1403		Other Personal Services				
320	1404		Expenses				
321	1406		Operating Capital Outlay				
322	1409		Lump Sum			546,649.00	
323	1499		Certifications Forward	6,924.01	835.48		
			Fifteenth Judicial Circuit—				
324	1501		Salaries				
325	1503		Other Personal Services				
326	1504		Expenses				
327	1506		Operating Capital Outlay				
328	1509		Lump Sum			1,199,039.00	
329	1599		Certifications Forward	6,605.06	177.89		
			Sixteenth Judicial Circuit—				
330	1601		Salaries				
331	1603		Other Personal Services				
332	1604		Expenses				
333	1606		Operating Capital Outlay				
334	1609		Lump Sum			441,531.00	
335	1699		Certifications Forward	22,214.16	36.76		
			Seventeenth Judicial Circuit—				
336	1701		Salaries				
337	1703		Other Personal Services				
338	1704		Expenses				
339	1706		Operating Capital Outlay				
340	1709		Lump Sum			1,441,851.00	
341	1799		Certifications Forward	45,262.66	6.06		
			Eighteenth Judicial Circuit—				
342	1801		Salaries				
343	1803		Other Personal Services				
344	1804		Expenses				

ABSTRACT OF GENERAL REVENUE APPROPRIATIONS

Adjustments	Less Appropriations in Reserve	Plus Refunds and Restorations	Total Available	DISBURSEMENTS			Total Available Unexpended	Unexpended Appropriations June 30, 1980	Line No.
				Regular	Transfers	Total			
\$ 62,446.00			\$ 62,446.00	\$ 59,704.54		\$ 59,704.54	\$ 2,741.46	\$ 2,741.46	284
16,506.00			16,506.00	16,501.88		16,501.88	4.12	4.12	285
(844,954.00)									286
			4,274.78	4,274.78		4,274.78			287
903,736.00			903,736.00	804,653.56		804,653.56	99,082.44	99,082.44	288
8,800.00			8,800.00	2,644.80		2,644.80	6,155.20	6,155.20	289
82,370.00			82,370.00	51,142.31		51,142.31	31,227.69	31,227.69	290
96,500.00			96,500.00	16,873.37		16,873.37	79,626.63	79,626.63	291
(1,038,918.00)									292
			51,467.42	51,467.42		51,467.42			293
906,845.00			906,845.00	905,955.95		905,955.95	889.05	889.05	294
17,700.00			17,700.00	9,235.88		9,235.88	8,464.12	8,464.12	295
101,466.00			101,466.00	68,079.19		68,079.19	33,386.81	33,386.81	296
54,051.00			54,051.00	17,225.78		17,225.78	36,825.22	36,825.22	297
(1,027,227.00)									298
			13,143.06	13,143.06		13,143.06			299
2,854,161.00			2,854,161.00	2,849,932.93		2,849,932.93	4,228.07	4,228.07	300
185,500.00			185,500.00	183,025.74		183,025.74	2,474.26	2,474.26	301
256,716.00			256,716.00	245,649.20		245,649.20	11,066.80	11,066.80	302
34,504.00			34,504.00	29,142.87		29,142.87	5,361.13	5,361.13	303
(3,192,416.00)									304
			20,999.07	20,999.07		20,999.07			305
632,248.00			632,248.00	619,088.49		619,088.49	13,159.51	13,159.51	306
23,500.00			23,500.00	18,662.59		18,662.59	4,837.41	4,837.41	307
58,630.00			58,630.00	50,058.29		50,058.29	8,571.71	8,571.71	308
22,588.00			22,588.00	16,953.81		16,953.81	5,634.19	5,634.19	309
(698,051.00)									310
			5,980.67	5,980.67		5,980.67			311
1,079,113.00			1,079,113.00	1,061,224.82		1,061,224.82	17,888.18	17,888.18	312
21,500.00			21,500.00	19,364.95		19,364.95	2,135.05	2,135.05	313
212,219.00			212,219.00	106,459.40		106,459.40	105,759.60	105,759.60	314
58,500.00			58,500.00	5,480.62		5,480.62	53,019.38	53,019.38	315
(1,312,606.00)									316
			47,144.16	47,144.16		47,144.16			317
421,043.00			421,043.00	415,901.03		415,901.03	5,141.97	5,141.97	318
9,500.00			9,500.00	2,355.00		2,355.00	7,145.00	7,145.00	319
116,222.00			116,222.00	89,375.86		89,375.86	26,846.14	26,846.14	320
25,786.00			25,786.00	4,114.51		4,114.51	21,671.49	21,671.49	321
(546,649.00)									322
			6,088.53	6,088.53		6,088.53			323
1,050,365.00			1,050,365.00	1,045,747.81		1,045,747.81	4,617.19	4,617.19	324
59,000.00			59,000.00	48,900.48		48,900.48	12,099.52	12,099.52	325
112,545.00			112,545.00	102,289.80		102,289.80	10,255.20	10,255.20	326
31,000.00			31,000.00	13,978.59		13,978.59	17,021.41	17,021.41	327
(1,199,039.00)									328
			6,427.17	6,427.17		6,427.17			329
378,765.00			378,765.00	378,468.47		378,468.47	296.53	296.53	330
13,446.00			13,446.00	13,245.97		13,245.97	200.03	200.03	331
56,617.00			56,617.00	56,054.00		56,054.00	563.00	563.00	332
18,672.00			18,672.00	18,671.77		18,671.77	.23	.23	333
(441,531.00)									334
			22,177.40	22,177.40		22,177.40			335
1,250,041.00			1,250,041.00	1,215,809.10		1,215,809.10	34,231.90	34,231.90	336
71,395.00			71,395.00	52,188.08		52,188.08	19,206.92	19,206.92	337
144,768.00			144,768.00	122,160.64		122,160.64	22,607.36	22,607.36	338
49,890.00			49,890.00	15,060.82		15,060.82	34,829.18	34,829.18	339
(1,441,851.00)									340
			45,256.60	45,256.60		45,256.60			341
623,374.00			623,374.00	622,014.72		622,014.72	1,359.28	1,359.28	342
14,807.00			14,807.00	14,346.08		14,346.08	460.92	460.92	343
65,435.00			65,435.00	61,994.70		61,994.70	3,440.30	3,440.30	344

ABSTRACT OF GENERAL REVENUE APPROPRIATIONS

Line No.	Dept. and Div. No.	Acct. No.	NAME OF APPROPRIATION	APPROPRIATIONS			
				Certifications from Prior Year	Less Reversions of Jan. 1, 1980	General Appropriation Act	Other
210-265			JUDICIAL BRANCH (Continued)				
216			Public Defender Division: (Continued)				
			Eighteenth Judicial Circuit— (Continued)				
345	1806		Operating Capital Outlay	\$	\$	\$	\$
346	1809		Lump Sum			685,520.00	
347	1899		Certifications Forward	7,533.14	1.17		
			Nineteenth Judicial Circuit—				
348	1901		Salaries				
349	1903		Other Personal Services				
350	1904		Expenses				
351	1906		Operating Capital Outlay				
352	1909		Lump Sum			436,521.00	
353	1999		Certifications Forward	649.02			
			Twentieth Judicial Circuit—				
354	2001		Salaries				
355	2003		Other Personal Services				
356	2004		Expenses				
357	2006		Operating Capital Outlay				
358	2009		Lump Sum			672,878.00	
359	2099		Certifications Forward	4,374.28	107.00		
360			Total Public Defender Division	\$ 272,358.08	\$ 7,319.67	\$ 19,698,553.00	\$ 120,000.00
217			Administered Funds:				
361	0110		Special Categories—Payment to Jurors and Witnesses	\$	\$	\$ 5,100,000.00	\$ 800,000.00
362	0113		Special Categories—Judicial Retirement Fund			897,757.00	
363	0120		Special Categories—Meals and Lodging for Jurors			230,000.00	
364	0121		Special Categories—Compensation to Retired Judges			135,000.00	
365	0122		Special Categories—Compensation and Expenses of Court Reports			650,000.00	
366	0123		Special Categories—Printing Reports			185,472.00	
367	0124		Special Categories—Judicial Nominating Commission			15,000.00	
368	0125		Special Categories—Statewide Grand Jury—Expenses			100,000.00	
369	0126		Special Categories—State Attorneys on Executive Assignments			50,000.00	
370	0128		Special Categories—Law Intern Program			147,021.00	
371			Total Administered Funds	\$	\$	\$ 7,510,250.00	\$ 800,000.00
261			Circuit Courts and Other Related Matters:				
372	0101		Salaries	\$	\$	\$ 21,234,364.00	\$
373	0104		Expenses			415,947.00	
374	0199		Certifications Forward	3,394,363.35	1,051,004.86		
375			Total Circuit Courts and Other Related Matters	\$ 3,394,363.35	\$ 1,051,004.86	\$ 21,650,311.00	\$
262			Judicial Administrative Commission:				
376	0101		Salaries	\$	\$	\$ 293,951.00	\$
377	0103		Other Personal Services			2,200.00	
378	0104		Expenses			37,766.00	
379	0106		Operating Capital Outlay			3,313.00	
380	0199		Certifications Forward	1,579.56			
381			Total Judicial Administrative Commission	\$ 1,579.56	\$	\$ 337,230.00	\$
263			County Courts:				
382	0101		Salaries	\$	\$	\$ 11,752,834.00	\$
383	0104		Expenses			100,721.00	
384	0110		Lump Sum—Additional Salaries for County Court Judges			20,000.00	
385	0199		Certifications Forward	14,800.79			
386			Total County Courts	\$ 14,800.79	\$	\$ 11,873,555.00	\$
264			Judicial Qualification Commission:				
387	0101		Salaries	\$	\$	\$	\$
388	0103		Other Personal Services				
389	0104		Expenses				
390	0106		Operating Capital Outlay				
391	0109		Lump Sum			127,342.00	
392	0199		Certifications Forward	10,583.81	547.87		
393			Total Judicial Qualification Commission	\$ 10,583.81	\$ 547.87	\$ 127,342.00	\$
265			Judicial Council:				
394	0101		Salaries	\$	\$	\$ 41,049.00	\$

*Authorized by Chapter 80-60, Laws of Florida.

ABSTRACT OF GENERAL REVENUE APPROPRIATIONS

Adjustments	Less Appropriations in Reserve	Plus Refunds and Restorations	Total Available	DISBURSEMENTS			Total Available Unexpended	Unexpended Appropriations June 30, 1990	Line No.
				Regular	Transfers	Total			
\$ 26,500.00			\$ 26,500.00	\$ 26,187.09		\$ 26,187.09	\$ 312.91	\$ 312.91	345
(685,520.00)									346
			7,531.97	7,531.97		7,531.97			347
389,359.00			389,359.00	389,179.25		389,179.25	179.75	179.75	348
3,735.00			3,735.00	3,505.00		3,505.00	230.00	230.00	349
49,889.00			49,889.00	48,344.76		48,344.76	1,544.24	1,544.24	350
14,610.00			14,610.00	14,499.30		14,499.30	110.70	110.70	351
(436,521.00)									352
			649.02	649.02		649.02			353
628,753.00			628,753.00	628,470.80		628,470.80	282.20	282.20	354
22,500.00			22,500.00	22,338.20		22,338.20	161.80	161.80	355
47,360.00			47,360.00	46,310.31		46,310.31	1,049.69	1,049.69	356
8,420.00			8,420.00	7,775.44		7,775.44	644.56	644.56	357
(672,878.00)									358
			4,267.28	4,267.28		4,267.28			359
\$ 989,390.00			\$ 21,072,981.41	\$ 20,171,610.54		\$ 20,171,610.54	\$ 901,370.87	\$ 901,370.87	360
\$ 255,000.00			\$ 6,155,000.00	\$ 6,009,582.77		\$ 6,009,582.77	\$ 145,417.23	\$ 145,417.23	361
(872,252.00)	25,505.00							25,505.00	362
			230,000.00	185,254.01		185,254.01	44,745.99	44,745.99	363
			135,000.00	128,900.00		128,900.00	6,100.00	6,100.00	364
103,698.00			753,698.00	673,508.28		673,508.28	80,189.72	80,189.72	365
			185,472.00	106,329.00		106,329.00	79,143.00	79,143.00	366
			15,000.00	11,624.45		11,624.45	3,375.55	3,375.55	367
(9,752.00)			90,248.00	82,692.34		82,692.34	7,555.66	7,555.66	368
13,917.00			63,917.00	51,908.18		51,908.18	12,008.82	12,008.82	369
			147,021.00	106,191.76		106,191.76	40,829.24	40,829.24	370
\$ (509,389.00)	\$ 25,505.00		\$ 7,775,356.00	\$ 7,355,990.79		\$ 7,355,990.79	\$ 419,365.21	\$ 444,870.21	371
\$ 1,198,583.00			\$ 22,432,957.00	\$ 22,359,984.29		\$ 22,359,984.29	\$ 72,972.71	\$ 72,972.71	372
45,450.00			461,397.00	406,535.78		406,535.78	54,861.22	54,861.22	373
			2,343,358.49	2,343,358.49		2,343,358.49			374
\$ 1,244,043.00			\$ 25,237,712.49	\$ 25,109,878.56		\$ 25,109,878.56	\$ 127,833.93	\$ 127,833.93	375
\$ 14,518.00			\$ 308,469.00	\$ 307,280.65		\$ 307,280.65	\$ 1,188.35	\$ 1,188.35	376
			2,200.00	1,248.55		1,248.55	951.45	951.45	377
(1,709.00)			36,057.00	31,430.59		31,430.59	4,626.41	4,626.41	378
4,008.00			7,321.00	7,074.00		7,074.00	247.00	247.00	379
			1,579.56	1,579.56		1,579.56			380
\$ 16,817.00			\$ 355,626.56	\$ 348,613.35		\$ 348,613.35	\$ 7,013.21	\$ 7,013.21	381
\$ 862,342.00			\$ 12,615,176.00	\$ 12,606,024.44		\$ 12,606,024.44	\$ 9,151.56	\$ 9,151.56	382
8,572.00			109,293.00	81,233.33		81,233.33	28,059.67	28,059.67	383
16,440.00			36,440.00	26,932.15		26,932.15	9,507.85	9,507.85	384
			14,800.79	14,800.79		14,800.79			385
\$ 887,354.00			\$ 12,775,709.79	\$ 12,728,990.71		\$ 12,728,990.71	\$ 46,719.08	\$ 46,719.08	386
\$ 40,144.00			\$ 40,144.00	\$ 14,742.72		\$ 14,742.72	\$ 25,401.28	\$ 25,401.28	387
61,400.00			61,400.00	49,490.68		49,490.68	11,909.32	11,909.32	388
27,745.00			27,745.00	22,878.67		22,878.67	4,866.33	4,866.33	389
234.00			234.00				234.00	234.00	390
(127,342.00)									391
			10,035.94	10,035.94		10,035.94			392
\$ 2,181.00			\$ 139,558.94	\$ 97,148.01		\$ 97,148.01	\$ 42,410.93	\$ 42,410.93	393
\$ 3,215.00			\$ 44,264.00	\$ 44,231.92		\$ 44,231.92	\$ 32.08	\$ 32.08	394

ABSTRACT OF GENERAL REVENUE APPROPRIATIONS

Line No.	Dept. and Div. No.	Acct. No.	NAME OF APPROPRIATION	APPROPRIATIONS			
				Certifications from Prior Year	Less Reversions of Jan. 1, 1980	General Appropriation Act	Other
210-265			JUDICIAL BRANCH (Continued)				
	265		Judicial Council: (Continued)				
395	0103		Other Personal Services	\$	\$	\$ 100.00	\$
396	0104		Expenses			5,724.00	
397	0199		Certifications Forward	1.78			
398			Total Judicial Council	\$ 1.78	\$	\$ 46,873.00	\$
399			TOTAL JUDICIAL BRANCH	\$ 4,452,909.23	\$ 1,088,960.21	\$ 106,239,315.00	\$ 3,366,193.00
310-313			GOVERNOR, EXECUTIVE OFFICE OF THE				
	310		General Office:				
400	0101		Salaries	\$	\$	\$ 1,592,527.00	\$ 34,220.00*
401	0103		Other Personal Services			25,749.00	
402	0104		Expenses			467,419.00	780.00*
403	0106		Operating Capital Outlay			17,069.00	
404	0107		Contingent—Discretionary			25,000.00	
405	0110		Special Categories—Municipal and County Population Estimates				
406	0121		Special Categories—Indices Studies to Enhance Economic Forecasting				
407	0129		Special Categories—National Governor's Conference			40,650.00	
408	0131		Aid to Local Government—Commission on Spanish Speaking Populace				
409	0139		Lump Sum—National Sports Festival			250,000.00	
410	0149		Lump Sum—Governor's Council on Physical Fitness and Sports			150,000.00	
411	0159		Special Categories—Council on Indian Affairs			65,000.00	
412	0179		Lump Sum—Reorganization				350,000.00*
413	0189		Lump Sum—Housing				3,000,000.00*
414	0191		Data Processing Services				
415	0199		Certifications Forward	357,573.77	19,515.60		
416			Total General Office	\$ 357,573.77	\$ 19,515.60	\$ 2,633,414.00	\$ 3,385,000.00
311			Operation of Governor's Mansion:				
417	0201		Salaries	\$	\$	\$ 97,553.00	\$
418	0203		Other Personal Services			900.00	
419	0204		Expenses			65,518.00	
420	0206		Operating Capital Outlay			6,603.00	
421	0299		Certifications Forward	3,213.23	290.48		
422			Total Operation of Governor's Mansion	\$ 3,213.23	\$ 290.48	\$ 170,574.00	\$
312			Office of Prosecution Coordination and the Council for the Prosecution of Organized Crime:				
423	0101		Salaries	\$	\$	\$ 166,531.00	\$
424	0103		Other Personal Services			10,000.00	
425	0104		Expenses			73,994.00	
426	0199		Certifications Forward	571.13			
427			Total Office of the Prosecution Coordination and the Council for the Prosecution of Organized Crime	\$ 571.13	\$	\$ 250,525.00	\$
313			Administered Funds:				
428	2410		Special Categories—Commission on Inter-State Cooperation	\$	\$	\$ 69,100.00	\$
429	2420		Special Categories—National Committee on Uniform Traffic Codes and Laws			1,000.00	
430	2430		Special Categories—Unemployment Compensation Benefits—State Employees			500,000.00	
431	2450		Special Categories—Local Retirement and Bond Data Base			700,000.00	
	2460		Special Categories—Florida Land and Water Adjudicatory Commission				
432			Administrative Appeals			5,000.00	
433	2480		Special Categories—Transfer to Dade County—Tel Consumer WATS Line			65,000.00	
434	2490		Special Categories—Grants Tampa Port Authority			36,250.00	
435	2520		Special Categories—J. Taylor, Jr., Attorney Fees			10,197.00	
436	2530		Special Categories—Commissioners King, Messer and Josey			5,010.00	
437	2570		Special Categories—Reimbursement and Per Diem Increases			2,000,000.00	
438	2610		Special Categories—Enforcement Incentive Funds			1,385,000.00	
439	2620		Special Categories—State Personnel Payroll Information Systems			252,000.00	
440	2630		Special Categories—Health Insurance Contributions			2,124,954.00	
441	2640		Special Categories—Health, Life and Accident Insurance Additional Participation			434,484.00	
442	2640		Special Categories—Minimum Retirement Benefits			1,300,000.00	
443	2660		Special Categories—Life Insurance			519,000.00	
444	2710		Special Categories—Salary Increases—Career Service System—Pay Plan Changes			38,893,296.00	
445	2730		Career Service System Adjustment for Competitive Pay			630,000.00	

*Authorized by Section 24 of Chapter 79-212, Laws of Florida.

*Authorized by Chapter 79-190, Laws of Florida.

*Authorized by Chapter 79-220, Laws of Florida.

ABSTRACT OF GENERAL REVENUE APPROPRIATIONS

Adjustments	Less Appropriations in Reserve	Plus Refunds and Restorations	Total Available	DISBURSEMENTS			Total Available Unexpended	Unexpended Appropriations June 30, 1980	Line No.
				Regular	Transfers	Total			
\$	\$	\$	\$ 100.00	\$ 48.75	\$	\$ 48.75	\$ 51.25	\$ 51.25	395
(381.00)			5,343.00	3,763.74		3,763.74	1,579.26	1,579.26	396
			1.78	1.78		1.78			397
\$ 2,834.00			\$ 49,708.78	\$ 48,046.19		\$ 48,046.19	\$ 1,662.59	\$ 1,662.59	398
\$ 5,144,929.00	\$ 71,657.00		\$ 118,042,729.02	\$ 113,394,797.58		\$ 113,394,797.58	\$ 4,647,931.44	\$ 4,719,588.44	399
\$ 3,173,452.00	\$ 86,385.00		\$ 4,713,814.00	\$ 4,703,747.28		\$ 4,703,747.28	\$ 10,066.72	\$ 96,451.72	400
172,354.00	4,000.00		194,103.00	181,238.38		181,238.38	12,864.62	16,864.62	401
599,763.00	68,776.00		999,186.00	883,518.46		883,518.46	115,667.54	184,443.54	402
33,560.00	1,000.00		49,829.00	44,716.10		44,716.10	4,912.90	5,912.90	403
			25,000.00	11,928.92		11,928.92	13,071.08	13,071.08	404
69,562.00			69,562.00	52,171.50		52,171.50	17,390.50	17,390.50	405
31,900.00			31,900.00	26,295.99		26,295.99	5,604.01	5,604.01	406
			40,650.00	40,650.00		40,650.00			407
157,410.00			157,410.00	157,408.00		157,408.00	2.00	2.00	408
	250,000.00							250,000.00	409
(150,000.00)									410
			65,000.00	65,000.00		65,000.00			411
(247,000.00)			103,000.00	98,753.99		98,753.99	4,246.01	4,246.01	412
(200,000.00)			2,800,000.00	2,800,000.00		2,800,000.00			413
17,316.00			17,316.00	10,149.23		10,149.23	7,166.77	7,166.77	414
			338,058.17	338,058.17		338,058.17			415
\$ 3,658,317.00	\$ 410,161.00		\$ 9,604,628.17	\$ 9,413,636.02		\$ 9,413,636.02	\$ 190,992.15	\$ 601,153.15	416
\$ 5,981.00			\$ 103,534.00	\$ 103,432.79		\$ 103,432.79	\$ 101.21	\$ 101.21	417
			900.00	677.63		677.63	222.37	222.37	418
19,474.00			84,992.00	75,891.86		75,891.86	9,100.14	9,100.14	419
			6,603.00	6,582.26		6,582.26	20.74	20.74	420
			2,922.75	2,922.75		2,922.75			421
\$ 25,455.00			\$ 198,951.75	\$ 189,507.29		\$ 189,507.29	\$ 9,444.46	\$ 9,444.46	422
\$ (59,060.00)			\$ 107,471.00	\$ 103,693.57		\$ 103,693.57	\$ 3,777.43	\$ 3,777.43	423
			10,000.00	8,179.40		8,179.40	1,820.60	1,820.60	424
(61,944.00)			12,050.00	12,008.32		12,008.32	41.68	41.68	425
			571.13	571.13		571.13			426
\$ (121,004.00)			\$ 130,092.13	\$ 124,452.42		\$ 124,452.42	\$ 5,639.71	\$ 5,639.71	427
\$	\$	\$	\$ 69,100.00	\$ 69,100.00		\$ 69,100.00	\$	\$	428
			1,000.00	1,000.00		1,000.00			429
(440,660.00)	59,340.00							59,340.00	430
	700,000.00							700,000.00	431
			5,000.00	1,595.00		1,595.00	3,405.00	3,405.00	432
			65,000.00	65,000.00		65,000.00			433
			36,250.00	36,250.00		36,250.00			434
			10,197.00	10,197.00		10,197.00			435
			5,010.00	5,009.22		5,009.22	.78	.78	436
(2,000,000.00)									437
(1,373,166.00)	11,834.00							11,834.00	438
	252,000.00							252,000.00	439
(2,124,954.00)									440
	434,484.00							434,484.00	441
			1,300,000.00	1,300,000.00		1,300,000.00			442
	519,000.00							519,000.00	443
(38,799,661.00)	93,635.00							93,635.00	444
(157,589.00)	472,411.00							472,411.00	445

ABSTRACT OF GENERAL REVENUE APPROPRIATIONS

Line No.	Dept. and Div. No.	Acct. No.	NAME OF APPROPRIATION	APPROPRIATIONS			
				Certifications from Prior Year	Less Reversions of Jan. 1, 1980	General Appropriation Act	Other
310-313 GOVERNOR, EXECUTIVE OFFICE OF THE (Continued)							
313 Administered Funds:							
446	2740		Minimum Wage Adjustments Career Service Employees	\$	\$	\$ 200,000.00	\$
447	2750		Board of Regents Pay Plan			5,007,671.00	
448	2760		Board of Regents Collective Bargaining Faculty Unit			6,031,924.00	
449	2770		School for the Deaf and Blind Pay Plan			33,209.00	
450	2780		School for the Deaf and Blind Collective Bargaining Instructional Unit			118,732.00	
451	2790		Exempt Positions			276,453.00	
452	2810		Exempt Positions			22,592.00	
453	2820		Justices and Judges			1,407,412.00	
454	2830		State Attorneys and Public Defenders			106,761.00	
455	2840		Assistant State Attorneys and Assistant Public Defenders			1,413,563.00	
456	2850		Consolidation of Position Classifications			1,971,734.00	
457			Total Administered Funds	\$	\$	\$ 65,520,342.00	\$
458			TOTAL EXECUTIVE OFFICE OF THE GOVERNOR	\$ 361,358.13	\$ 19,806.08	\$ 68,574,855.00	\$ 3,385,000.00
410 LEGAL AFFAIRS, DEPARTMENT OF AND ATTORNEY GENERAL							
459	0101		Salaries	\$	\$	\$ 3,452,767.00	\$
460	0103		Other Personal Services			74,049.00	
461	0104		Expenses			522,013.00	
462	0106		Operating Capital Outlay			319,408.00	
463	0110		Special Categories—Transfer to Legal Services Trust Fund			828,172.00	
464	0199		Certifications Forward	142,547.80	12,254.19		
465			TOTAL DEPARTMENT OF LEGAL AFFAIRS AND ATTORNEY GENERAL	\$ 142,547.80	\$ 12,254.19	\$ 5,196,409.00	\$
420-435 AGRICULTURE AND CONSUMER SERVICES, DEPARTMENT OF AND COMMISSIONER OF AGRICULTURE							
420 Office of the Commissioner and Division of Administration:							
466	0101		Salaries	\$	\$	\$ 1,234,820.00	\$
467	0103		Other Personal Services			12,183.00	
468	0104		Expenses			358,306.00	
469	0106		Operating Capital Outlay			42,899.00	
470	0109		Special Categories—Soil Survey and Watershed Plan			420,183.00	
471	0110		Special Categories—Promotional Awards			110,000.00	
	0120		Special Categories—Construction Grants for Agricultural and Livestock Exhibit Buildings			100,000.00	
472							
473	0191		Data Processing Services			148,121.00	
474	0199		Certifications Forward	179,986.20	2.42		
475			Total Office of the Commissioner and Division of Administration	\$ 179,986.20	\$ 2.42	\$ 2,426,512.00	\$
421 Division of Inspection:							
476	0101		Salaries	\$	\$	\$ 3,583,316.00	\$
477	0103		Other Personal Services			3,231.00	
478	0104		Expenses			429,478.00	
479	0106		Operating Capital Outlay			151,678.00	
480	0191		Data Processing Services			85,669.00	
481	0193		Salary Incentive Payment				
482	0199		Certifications Forward	79,596.22	2,555.67		
483			Total Division of Inspection	\$ 79,596.22	\$ 2,555.67	\$ 4,253,572.00	\$
423 Division of Chemistry:							
484	0101		Salaries	\$	\$	\$ 535,892.00	\$
485	0103		Other Personal Services			16,335.00	
486	0104		Expenses			159,531.00	
487	0106		Operating Capital Outlay			64,570.00	
488	0191		Data Processing Services			11,146.00	
489	0199		Certifications Forward	23,311.47	71.15		
490			Total Division of Chemistry	\$ 23,311.47	\$ 71.15	\$ 787,474.00	\$
424 Division of Dairy Industry:							
491	0101		Salaries	\$	\$	\$ 812,008.00	\$
492	0103		Other Personal Services			2,600.00	
493	0104		Expenses			212,574.00	
494	0106		Operating Capital Outlay			11,513.00	
495	0199		Certifications Forward	32,355.68	1,560.83		
496			Total Division of Dairy Industry	\$ 32,355.68	\$ 1,560.83	\$ 1,038,695.00	\$

ABSTRACT OF GENERAL REVENUE APPROPRIATIONS

Adjustments	Less Appropriations in Reserve	Plus Refunds and Restorations	Total Available	DISBURSEMENTS			Total Available Unexpended	Unexpended Appropriations June 30, 1980	Line No.
				Regular	Transfers	Total			
\$ (94,355.00)	\$ 105,645.00	\$	\$	\$	\$	\$	\$	\$ 105,645.00	446
(5,007,671.00)	447
(6,031,924.00)	448
(33,209.00)	449
(116,050.00)	2,682.00	2,682.00	450
(276,453.00)	451
(22,592.00)	452
(1,407,412.00)	453
(106,761.00)	454
(1,387,267.00)	26,296.00	26,296.00	455
(1,971,734.00)	456
\$ (61,351,458.00)	\$ 2,677,327.00	\$	\$ 1,491,557.00	\$ 1,488,151.22	\$	\$ 1,488,151.22	\$ 3,405.78	\$ 2,680,732.78	457
\$ (57,788,690.00)	\$ 3,087,488.00	\$	\$ 11,425,229.05	\$ 11,215,746.95	\$	\$ 11,215,746.95	\$ 209,482.10	\$ 3,296,970.10	458
\$ 223,521.00	\$	\$	\$ 3,676,288.00	\$ 3,568,794.89	\$	\$ 3,568,794.89	\$ 107,493.11	\$ 107,493.11	459
(29,352.00)	44,697.00	37,605.60	37,605.60	7,091.40	7,091.40	460
48,182.00	570,195.00	479,882.53	479,882.53	90,312.47	90,312.47	461
(14,750.00)	304,658.00	262,456.40	262,456.40	42,201.60	42,201.60	462
.....	828,172.00	828,172.00	828,172.00	463
.....	130,293.61	130,293.61	130,293.61	464
\$ 227,601.00	\$	\$	\$ 5,554,303.61	\$ 4,479,033.03	\$ 828,172.00	\$ 5,307,205.03	\$ 247,098.58	\$ 247,098.58	465
\$ 64,007.00	\$	\$	\$ 1,298,827.00	\$ 1,296,978.01	\$	\$ 1,296,978.01	\$ 1,848.99	\$ 1,848.99	466
7,000.00	19,183.00	12,741.95	12,741.95	6,441.05	6,441.05	467
6,413.00	364,719.00	357,055.31	357,055.31	7,663.69	7,663.69	468
2,144.00	45,043.00	39,829.06	39,829.06	5,213.94	5,213.94	469
.....	420,183.00	414,972.91	414,972.91	5,210.09	5,210.09	470
.....	110,000.00	109,998.00	109,998.00	2.00	2.00	471
.....	100,000.00	100,000.00	100,000.00	472
(13,000.00)	135,121.00	110,210.09	110,210.09	24,910.91	24,910.91	473
.....	179,983.78	179,983.78	179,983.78	474
\$ 66,564.00	\$	\$	\$ 2,673,059.78	\$ 2,621,769.11	\$	\$ 2,621,769.11	\$ 51,290.67	\$ 51,290.67	475
\$ 76,180.00	\$	\$	\$ 3,659,496.00	\$ 3,601,131.10	\$	\$ 3,601,131.10	\$ 58,364.90	\$ 58,364.90	476
.....	3,231.00	3,174.37	3,174.37	56.63	56.63	477
71,868.00	501,346.00	451,328.42	451,328.42	50,017.58	50,017.58	478
5,785.00	157,463.00	117,458.31	117,458.31	40,004.69	40,004.69	479
29,000.00	114,869.00	83,108.71	83,108.71	31,760.29	31,760.29	480
8,968.00	8,968.00	6,473.81	6,473.81	2,494.19	2,494.19	481
.....	77,042.55	77,042.55	77,042.55	482
\$ 191,801.00	\$	\$	\$ 4,522,415.55	\$ 4,339,717.27	\$	\$ 4,339,717.27	\$ 182,698.28	\$ 182,698.28	483
\$ 32,311.00	\$	\$	\$ 588,203.00	\$ 564,484.92	\$	\$ 564,484.92	\$ 3,718.08	\$ 3,718.08	484
.....	16,335.00	13,914.12	13,914.12	2,420.88	2,420.88	485
92,097.00	251,628.00	156,658.84	156,658.84	94,969.16	94,969.16	486
.....	64,570.00	56,969.65	56,969.65	7,600.35	7,600.35	487
6,000.00	17,146.00	11,059.04	11,059.04	6,086.96	6,086.96	488
.....	23,240.32	23,240.32	23,240.32	489
\$ 130,408.00	\$	\$	\$ 941,122.32	\$ 826,326.89	\$	\$ 826,326.89	\$ 114,795.43	\$ 114,795.43	490
\$ 49,219.00	\$	\$	\$ 861,227.00	\$ 835,178.05	\$	\$ 835,178.05	\$ 26,048.95	\$ 26,048.95	491
11,043.00	13,643.00	11,700.10	11,700.10	1,942.90	1,942.90	492
12,115.00	224,689.00	215,226.76	215,226.76	9,462.24	9,462.24	493
.....	11,513.00	11,007.83	11,007.83	505.17	505.17	494
.....	30,794.85	30,794.85	30,794.85	495
\$ 72,377.00	\$	\$	\$ 1,141,866.85	\$ 1,103,907.59	\$	\$ 1,103,907.59	\$ 37,959.26	\$ 37,959.26	496

ABSTRACT OF GENERAL REVENUE APPROPRIATIONS

Line No.	Dept. and Div. No.	Acct. No.	NAME OF APPROPRIATION	APPROPRIATIONS			
				Certifications from Prior Year	Less Reversions of Jan. 1, 1980	General Appropriation Act	Other
420-435			AGRICULTURE AND CONSUMER SERVICES, DEPARTMENT OF AND COMMISSIONER OF AGRICULTURE (Continued)				
	425		Division of Marketing:				
497	0101		Salaries	\$	\$	\$ 251,899.00	\$
498	0103		Other Personal Services	14,790.00
499	0104		Expenses	254,404.00
500	0106		Operating Capital Outlay	4,213.00
501	0108		FCC—Repairs and Renovations Live Stock Pavilions	150,000.00
502	0110		Special Categories—Les Florales Internationales De Montreal Exhibition	150,000.00*
503	0191		Data Processing Services	35,000.00
504	0199		Certifications Forward	33,565.76	5.14
505			Total Division of Marketing	\$ 33,565.76	\$ 5.14	\$ 710,306.00	\$ 150,000.00
	427		Division of Animal Industry:				
506	0101		Salaries	\$	\$	\$ 3,882,072.00	\$
507	0103		Other Personal Services	74,750.00
508	0104		Expenses	822,781.00
509	0106		Operating Capital Outlay	48,240.00
510	0110		Special Categories—Payment of Indemnities	1,800,000.00	100,000.00*
511	0191		Data Processing Services	33,854.00
512	0193		Salary Incentive Payment
513	0199		Certifications Forward	322,374.20	2.21
514			Total Division of Animal Industry	\$ 322,374.20	\$ 2.21	\$ 6,661,697.00	\$ 100,000.00
	429		Division of Plant Industry:				
515	0101		Salaries	\$	\$	\$ 3,183,391.00	\$
516	0103		Other Personal Services	7,755.00
517	0104		Expenses	1,046,200.00
518	0106		Operating Capital Outlay	163,644.00
519	0120		Special Categories—Blackfly Control Program	583,660.00
520	0121		Special Categories—Payment of Apiarian Indemnities	36,000.00
521	0191		Data Processing Services	5,000.00
522	0199		Certifications Forward	307,581.69	35,256.49
523			Total Division of Plant Industry	\$ 307,581.69	\$ 35,256.49	\$ 5,025,650.00	\$
	434		Division of Forestry:				
524	0101		Salaries	\$	\$	\$ 10,410,142.00	\$
525	0103		Other Personal Services	96,158.00
526	0104		Expenses	2,195,179.00
527	0106		Operating Capital Outlay	925,752.00
528	0121		Special Categories—Forestry Research	50,000.00
529	0138		FCC—Recreation Facilities for Withlacoochee State Forest	4,583.75
530	0148		FCC—Security Fence at Sawmill, Withlacoochee	256.00
531	0158		FCC—Improve Facilities at Tills Hill Recreational Area	828.74
532	0168		FCC—Relocation of Tower, Flagler County	4,675.13
533	0191		Data Processing Services	59,455.00
534	0193		Salary Incentive Payment
535	0199		Certifications Forward	595,302.66	91.77
536			Total Division of Forestry	\$ 605,646.28	\$ 91.77	\$ 13,736,686.00	\$
	435		Division of Consumer Services:				
537	0101		Salaries	\$	\$	\$ 353,305.00	\$
538	0103		Other Personal Services	2,760.00
539	0104		Expenses	91,339.00
540	0106		Operating Capital Outlay	2,450.00
541	0199		Certifications Forward	14,979.61	38.80
542			Total Division of Consumer Services	\$ 14,979.61	\$ 38.80	\$ 449,854.00	\$
543			TOTAL DEPARTMENT OF AGRICULTURE AND CONSUMER SERVICES AND COMMISSIONER OF AGRICULTURE	\$ 1,599,399.11	\$ 39,584.48	\$ 35,090,446.00	\$ 250,000.00
440-444			BANKING AND FINANCE, DEPARTMENT OF AND COMPTROLLER				
	440		Office of the Comptroller and Division of Administration:				
544	0101		Salaries	\$	\$	\$ 690,493.00	\$
545	0104		Expenses	87,084.00
546	0106		Operating Capital Outlay	14,730.00
547	0110		Special Categories—Reimbursement of Pompano Beach	15,000.00

*Authorized by Chapter 80-10, Laws of Florida.

*Authorized by Chapter 79-102, Laws of Florida.

ABSTRACT OF GENERAL REVENUE APPROPRIATIONS

Adjustments	Less Appropriations in Reserve	Plus Refunds and Restorations	Total Available	DISBURSEMENTS			Total Available Unexpended	Unexpended Appropriations June 30, 1980	Line No.
				Regular	Transfers	Total			
\$ 6,394.00	\$	\$	\$ 258,293.00	\$ 226,279.58	\$	\$ 226,279.58	\$ 32,013.42	\$ 32,013.42	497
6,000.00	20,790.00	17,454.70	17,454.70	3,335.30	3,335.30	498
4,616.00	259,020.00	176,276.63	176,276.63	82,743.37	82,743.37	499
.....	4,213.00	4,000.84	4,000.84	212.16	212.16	500
.....	55,000.00	95,000.00	95,000.00	150,000.00	501
.....	150,000.00	145,481.22	145,481.22	4,518.78	4,518.78	502
(11,000.00)	24,000.00	9,112.76	9,112.76	14,887.24	14,887.24	503
.....	33,560.62	33,560.62	33,560.62	504
\$ 6,010.00	\$ 55,000.00	\$	\$ 844,876.62	\$ 612,166.35	\$	\$ 612,166.35	\$ 232,710.27	\$ 287,710.27	505
\$ 125,044.00	\$	\$	\$ 4,007,116.00	\$ 3,708,824.20	\$	\$ 3,708,824.20	\$ 298,291.80	\$ 298,291.80	506
(48,000.00)	26,750.00	22,815.85	22,815.85	3,934.15	3,934.15	507
(13,322.00)	809,459.00	733,997.33	733,997.33	75,461.67	75,461.67	508
11,000.00	59,240.00	49,024.88	49,024.88	10,215.12	10,215.12	509
.....	100,000.00	1,800,000.00	955,800.00	955,800.00	844,200.00	944,200.00	510
105,160.00	139,014.00	3,974.33	3,974.33	135,039.67	135,039.67	511
2,335.00	2,335.00	1,628.99	1,628.99	706.01	706.01	512
.....	322,371.99	322,371.99	322,371.99	513
\$ 182,217.00	\$ 100,000.00	\$	\$ 7,166,285.99	\$ 5,798,437.57	\$	\$ 5,798,437.57	\$ 1,367,848.42	\$ 1,467,848.42	514
\$ 222,523.00	\$	\$	\$ 3,405,914.00	\$ 3,306,953.09	\$	\$ 3,306,953.09	\$ 98,960.91	\$ 98,960.91	515
.....	7,755.00	4,208.75	4,208.75	3,546.25	3,546.25	516
(83,716.00)	962,484.00	866,136.28	866,136.28	96,347.72	96,347.72	517
.....	163,644.00	72,514.06	72,514.06	91,129.94	91,129.94	518
57,126.00	640,786.00	413,272.31	413,272.31	227,513.69	227,513.69	519
.....	36,000.00	25,179.00	25,179.00	10,821.00	10,821.00	520
.....	5,000.00	3,191.02	3,191.02	1,808.98	1,808.98	521
.....	272,325.20	272,325.20	272,325.20	522
\$ 195,933.00	\$	\$	\$ 5,493,908.20	\$ 4,963,779.71	\$	\$ 4,963,779.71	\$ 530,128.49	\$ 530,128.49	523
\$ 1,016,255.00	\$	\$	\$ 11,426,397.00	\$ 11,418,546.27	\$	\$ 11,418,546.27	\$ 7,850.73	\$ 7,850.73	524
.....	96,158.00	96,157.43	96,157.43	.57	.57	525
85,808.00	2,280,987.00	2,280,682.33	2,280,682.33	324.67	324.67	526
(46,287.00)	879,485.00	513,476.59	513,476.59	365,988.41	365,988.41	527
.....	50,000.00	50,000.00	50,000.00	528
.....	4,583.75	4,546.13	4,546.13	37.62	37.62	529
.....	256.00	255.20	255.20	.80	.80	530
.....	828.74	804.72	804.72	24.02	24.02	531
.....	4,675.13	4,644.29	4,644.29	30.84	30.84	532
(11,000.00)	48,455.00	27,982.78	27,982.78	20,472.22	20,472.22	533
6,624.00	6,624.00	6,034.95	6,034.95	589.05	589.05	534
.....	595,210.89	595,210.89	595,210.89	535
\$ 1,051,400.00	\$	\$	\$ 15,393,640.51	\$ 14,998,321.58	\$	\$ 14,998,321.58	\$ 395,318.93	\$ 395,318.93	536
\$ 22,973.00	\$	\$	\$ 376,278.00	\$ 363,666.62	\$	\$ 363,666.62	\$ 12,611.38	\$ 12,611.38	537
2,016.00	4,776.00	4,463.53	4,463.53	312.47	312.47	538
2,611.00	93,950.00	80,614.49	80,614.49	13,335.51	13,335.51	539
.....	2,450.00	1,801.67	1,801.67	648.33	648.33	540
.....	14,940.81	14,940.81	14,940.81	541
\$ 27,600.00	\$	\$	\$ 492,394.81	\$ 465,487.12	\$	\$ 465,487.12	\$ 26,907.69	\$ 26,907.69	542
\$ 1,924,310.00	\$ 155,000.00	\$	\$ 38,669,570.63	\$ 35,729,913.19	\$	\$ 35,729,913.19	\$ 2,939,657.44	\$ 3,094,657.44	543
\$ 61,114.00	\$	\$	\$ 751,607.00	\$ 751,607.00	\$	\$ 751,607.00	\$	\$	544
.....	87,084.00	87,084.00	87,084.00	545
479.00	15,209.00	13,463.53	13,463.53	1,745.47	1,745.47	546
.....	15,000.00	15,000.00	15,000.00	547

ABSTRACT OF GENERAL REVENUE APPROPRIATIONS

Line No.	Dept. and Div. No.	Acct. No.	NAME OF APPROPRIATION	APPROPRIATIONS			
				Certifications from Prior Year	Less Reversions of Jan. 1, 1980	General Appropriation Act	Other
440-444 BANKING AND FINANCE, DEPARTMENT OF AND COMPTROLLER (Continued)							
440 Office of the Comptroller and Division of Administration: (Continued)							
548	0191		Data Processing Services	\$	\$	\$ 1,914.00	\$
549	0199		Certifications Forward	24.28	24.28		
550			Total Office of the Comptroller and Division of Administration	\$ 24.28	\$ 24.28	\$ 809,221.00	\$
441 Division of Accounting and Auditing:							
551	0101		Salaries	\$	\$	\$ 2,186,349.00	\$
552	0108		Other Personal Services			26,883.00	4,722.00 ¹
553	0104		Expenses			470,133.00	957.00 ²
554	0106		Operating Capital Outlay			15,441.00	
555	0191		Data Processing Services			4,149,626.00	900.00 ³
556	0199		Certifications Forward	591,329.31	184,741.45		
Refunds of Overpayment of Taxes—							
557	0211		Refunds				33,400,000.00 ⁴
Reimbursement for Court Costs—							
558	0411		Refunds				140,000.00 ⁴
Payments for Revolving Funds—							
559	0504		Expenses				542,600.00 ⁴
Cancellations and Restorations—							
580	0692		Reissues				
581			Total Division of Accounting and Auditing	\$ 591,329.31	\$ 184,741.45	\$ 6,848,432.00	\$ 34,089,179.00
444 Division of Securities:							
562	0101		Salaries	\$	\$	\$ 786,137.00	\$
563	0103		Other Personal Services			62,154.00	
564	0104		Expenses			280,993.00	
565	0106		Operating Capital Outlay			9,587.00	
566	0191		Data Processing Forward			54,238.00	
567	0199		Certifications Forward	18,209.89	1,729.27		
568			Total Division of Securities	\$ 18,209.89	\$ 1,729.27	\$ 1,193,109.00	\$
569			TOTAL DEPARTMENT OF BANKING AND FINANCE AND COMPTROLLER ...	\$ 609,563.48	\$ 186,495.00	\$ 8,850,762.00	\$ 34,089,179.00
450-456 STATE, DEPARTMENT OF AND SECRETARY OF STATE							
450 Office of the Secretary and Division of Administrative Services:							
570	0101		Salaries	\$	\$	\$ 1,758,956.00	\$
571	0104		Expenses			413,701.00	
572	0106		Operating Capital Outlay			29,531.00	
573	0191		Data Processing Services			4,260.00	
574	0199		Certifications Forward	47,936.13	888.48		
575			Total Office of the Secretary and Division of Administrative Services	\$ 47,936.13	\$ 888.48	\$ 2,206,448.00	\$
451 Division of Elections:							
576	0101		Salaries	\$	\$	\$ 341,981.00	\$
577	0103		Other Personal Services			3,900.00	
578	0104		Expenses			108,271.00	
579	0106		Operating Capital Outlay			4,138.00	
580	0110		Special Categories—Elections Investigations and Hearings			35,000.00	
581	0130		Aid to Local Governments—Special Elections			200,000.00	
582	0132		Aid to Local Governments—Petition Signature Verification			10,000.00	
583	0191		Data Processing Services			58,400.00	
584	0199		Certifications Forward	21,650.31	993.44		
585			Total Division of Elections	\$ 21,650.31	\$ 993.44	\$ 761,690.00	\$
452 Division of Archives, History and Records Management:							
586	0101		Salaries	\$	\$	\$ 1,013,848.00	\$
587	0103		Other Personal Services			26,408.00	
588	0104		Expenses			180,170.00	
589	0106		Operating Capital Outlay			57,073.00	
590	0148		FCO—Grants and Aids—Jacksonville Museum of Arts and Sciences—Construction			50,000.00	
	0158		FCO—Grants and Aids—Rainey House Apalachicola Restoration of Rainey House and Historic Chatauqua			20,000.00	
591							
592	0168		FCO—Grants and Aids—Southern Historical Museum			300,000.00	
593	0191		Data Processing Services			45,000.00	
594	0196		Certifications Forward—Aid to Local Government	60,000.00			

¹Authorized by Section 24 of Chapter 79-212, Laws of Florida.

²Authorized by Section 215.26, Florida Statutes.

³Authorized by Section 57.091, Florida Statutes.

⁴Authorized by Section 216.271, Florida Statutes.

ABSTRACT OF GENERAL REVENUE APPROPRIATIONS

Adjustments	Less Appropriations in Reserve	Plus Refunds and Restorations	Total Available	DISBURSEMENTS			Total Available Unexpended	Unexpended Appropriations June 30, 1980	Line No.
				Regular	Transfers	Total			
\$	\$	\$	\$ 1,914.00	\$ 1,914.00	\$	\$ 1,914.00	\$	\$	548
\$	\$	\$	\$	\$	\$	\$	\$	\$	549
\$ 61,593.00	\$	\$	\$ 870,814.00	\$ 869,068.53	\$	\$ 869,068.53	\$ 1,745.47	\$ 1,745.47	550
\$ 106,224.00	\$	\$	\$ 2,292,573.00	\$ 2,282,818.95	\$	\$ 2,282,818.95	\$ 9,754.05	\$ 9,754.05	551
10,864.00	\$	\$	42,469.00	40,094.10	\$	40,094.10	2,374.90	2,374.90	552
527.00	\$	\$	471,617.00	411,184.98	\$	411,184.98	60,432.02	60,432.02	553
\$	\$	\$	15,441.00	14,803.70	\$	14,803.70	637.30	637.30	554
\$	\$	\$	4,150,526.00	3,140,121.34	\$	3,140,121.34	1,010,404.66	1,010,404.66	555
\$	\$	\$	406,587.86	406,587.86	\$	406,587.86	\$	\$	556
\$	\$	\$	33,400,000.00	24,854,767.94	\$	24,854,767.94	8,545,232.06	8,545,232.06	557
\$	\$	\$	140,000.00	77,030.57	\$	77,030.57	62,969.43	62,969.43	558
\$	\$	\$	542,600.00	532,600.00	\$	532,600.00	10,000.00	10,000.00	559
\$	\$	\$ 277,584.08	277,584.08	73,642.51	\$	73,642.51	203,941.57	203,941.57	560
\$ 117,815.00	\$	\$ 277,584.08	\$ 41,739,397.94	\$ 31,833,651.95	\$	\$ 31,833,651.95	\$ 9,905,745.99	\$ 9,905,745.99	561
\$ 44,643.00	\$	\$	\$ 830,780.00	\$ 824,466.57	\$	\$ 824,466.57	\$ 6,313.43	\$ 6,313.43	562
\$	\$	\$	82,154.00	58,038.98	\$	58,038.98	4,115.02	4,115.02	563
(38,319.00)	\$	\$	242,674.00	218,961.85	\$	218,961.85	23,712.15	23,712.15	564
(479.00)	\$	\$	9,108.00	2,134.18	\$	2,134.18	6,973.82	6,973.82	565
25,814.00	\$	\$	80,052.00	54,238.00	\$	54,238.00	25,814.00	25,814.00	566
\$	\$	\$	16,480.62	16,480.62	\$	16,480.62	\$	\$	567
\$ 31,659.00	\$	\$	\$ 1,241,248.62	\$ 1,174,320.20	\$	\$ 1,174,320.20	\$ 66,928.42	\$ 66,928.42	568
\$ 210,867.00	\$	\$ 277,584.08	\$ 43,851,460.56	\$ 33,877,040.68	\$	\$ 33,877,040.68	\$ 9,974,419.88	\$ 9,974,419.88	569
\$ 252,976.00	\$	\$	\$ 2,011,932.00	\$ 2,002,249.54	\$	\$ 2,002,249.54	\$ 9,682.46	\$ 9,682.46	570
68,532.00	\$	\$	482,233.00	449,894.11	\$	449,894.11	32,338.89	32,338.89	571
49,100.00	\$	\$	78,631.00	42,107.84	\$	42,107.84	36,523.16	36,523.16	572
\$	\$	\$	4,260.00	2,478.82	\$	2,478.82	1,781.18	1,781.18	573
\$	\$	\$	47,047.65	47,047.65	\$	47,047.65	\$	\$	574
\$ 370,606.00	\$	\$	\$ 2,624,103.65	\$ 2,543,777.96	\$	\$ 2,543,777.96	\$ 80,325.69	\$ 80,325.69	575
\$ 27,537.00	\$	\$	\$ 369,518.00	\$ 367,753.52	\$	\$ 367,753.52	\$ 1,764.48	\$ 1,764.48	576
195.00	\$	\$	4,095.00	3,284.56	\$	3,284.56	810.44	810.44	577
11,367.00	\$	\$	119,638.00	101,218.43	\$	101,218.43	18,419.57	18,419.57	578
5,391.00	\$	\$	9,529.00	6,890.94	\$	6,890.94	2,638.06	2,638.06	579
\$	\$	\$	35,000.00	29,859.43	\$	29,859.43	5,340.57	5,340.57	580
(8,195.00)	\$	\$	191,805.00	191,804.45	\$	191,804.45	.55	.55	581
\$	\$	\$	10,000.00	\$	\$	\$	10,000.00	10,000.00	582
(31,420.00)	\$	\$	26,980.00	\$	\$	\$	26,980.00	26,980.00	583
\$	\$	\$	20,656.87	20,656.87	\$	20,656.87	\$	\$	584
\$ 4,875.00	\$	\$	\$ 787,221.87	\$ 721,268.20	\$	\$ 721,268.20	\$ 65,953.67	\$ 65,953.67	585
\$ 32,870.00	\$	\$	\$ 1,046,718.00	\$ 1,046,559.81	\$	\$ 1,046,559.81	\$ 158.19	\$ 158.19	586
14,235.00	\$	\$	40,643.00	39,007.00	\$	39,007.00	1,636.00	1,636.00	587
(4,939.00)	\$	\$	175,231.00	163,597.59	\$	163,597.59	11,633.41	11,633.41	588
6,649.00	\$	\$	83,722.00	36,919.84	\$	36,919.84	26,802.16	26,802.16	589
\$	\$	\$	50,000.00	50,000.00	\$	50,000.00	\$	\$	590
\$	\$	\$ 20,000.00	\$	\$	\$	\$	\$	20,000.00	591
\$	\$	\$	300,000.00	75,000.00	\$	75,000.00	225,000.00	225,000.00	592
(14,235.00)	\$	\$	30,785.00	27,413.10	\$	27,413.10	3,351.90	3,351.90	593
\$	\$	\$	60,000.00	60,000.00	\$	60,000.00	\$	\$	594

ABSTRACT OF GENERAL REVENUE APPROPRIATIONS

Line No.	Dept. and Div. No.	Acct. No.	NAME OF APPROPRIATION	APPROPRIATIONS			
				Certifications from Prior Year	Less Reversions of Jan. 1, 1980	General Appropriation Act	Other
450-456			STATE, DEPARTMENT OF AND SECRETARY OF STATE (Continued)				
452			Division of Archives, History and Records Management: (Continued)				
595	0196		Certifications Forward	\$ 29,768.89	\$ 1,290.79	\$	\$
596			Total Division of Archives, History and Records Management	\$ 89,768.89	\$ 1,290.79	\$ 1,692,499.00	\$
453			Division of Corporations:				
597	0101		Salaries			\$ 957,613.00	\$
598	0103		Other Personal Services			35,000.00	
599	0104		Expenses			273,770.00	
600	0106		Operating Capital Outlay			65,574.00	
601	0191		Data Processing Services			677,051.00	
602	0199		Certifications Forward	53,547.01	170.25		
603			Total Division of Corporations	\$ 53,547.01	\$ 170.25	\$ 2,009,008.00	\$
454			Division of Library Services:				
604	0101		Salaries			\$ 660,667.00	\$
605	0103		Other Personal Services			16,536.00	
606	0104		Expenses			97,406.00	
607	0106		Operating Capital Outlay			51,592.00	
608	0130		Aid to Local Governments—Library Grants			3,251,692.00	
609	0135		Aid to Local Governments—Construction Grants	4,246.00			
610	0136		Aid to Local Governments—Construction Grants	219,334.00			
611	0137		Aid to Local Governments—Construction Grants	400,000.00			
612	0199		Certifications Forward	6,778.05	615.76		
613			Total Division of Library Services	\$ 630,358.05	\$ 615.76	\$ 4,077,893.00	\$
455			Division of Cultural Affairs:				
			Office of Division Directors—				
614	0101		Salaries			\$ 94,975.00	\$
615	0104		Expenses			44,562.00	
616	0106		Operating Capital Outlay			1,016.00	
617	0130		Aid to Local Governments—Art Grants			1,485,210.00	
618	0196		Certifications Forward—Aid to Local Governments	69,614.95	8,635.54		
619	0199		Certifications Forward	5,498.54	837.92		
			Historic Pensacola Preservation Board—				
620	0401		Salaries			225,930.00	
621	0499		Certifications Forward	4,658.31			
			Historic St. Augustine Preservation Board—				
622	0501		Salaries			300,930.00	
623	0599		Certifications Forward	7,649.69			
			Ringling Museum of Art—				
624	0601		Salaries			814,384.00	
625	0603		Other Personal Services				
626	0604		Expenses			11,575.00	121,000.00*
627	0606		Operating Capital Outlay				
628	0608		FCO—Repairs and Renovations	1,462.92			
629	0609		Lump Sum—Tampa/Ringling			124,500.00	
630	0610		Special Categories—Restoration and Conservation of Art Works			50,000.00	
631	0699		Certifications Forward	22,972.07	180.13		
			Stephen Foster Memorial, Board of Trustees—				
632	0701		Salaries			306,558.00	
633	0799		Certifications Forward	6,252.54	1,080.36		
			Asolo State Theatre—				
634	0804		Expenses			446,250.00	
			Historic Tallahassee Preservation Board—				
635	0901		Salaries			62,928.00	
636	0904		Expenses			16,848.00	
637	0906		Operating Capital Outlay			1,500.00	
638	0999		Certifications Forward	681.58			
			Historic Key West Preservation Board—				
639	1001		Salaries			38,317.00	
			Historic Tampa/Hillsborough County Preservation Board—				
640	1101		Salaries			66,738.00	
			Historic Boca Raton Preservation Board—				
641	1201		Salaries			12,306.00	
			Historic Broward County Preservation Board—				
642	1309		Lump Sum			10,000.00	
643	1399		Certifications Forward	9,308.41			

*Authorized by Section 24 of Chapter 79-212, Laws of Florida.

ABSTRACT OF GENERAL REVENUE APPROPRIATIONS

Adjustments	Less Appropriations in Reserve	Plus Refunds and Restorations	Total Available	DISBURSEMENTS			Total Available Unexpended	Unexpended Appropriations June 30, 1980	Line No.
				Regular	Transfers	Total			
\$	\$	\$	\$ 28,478.10	\$ 28,478.10	\$	\$ 28,478.10	\$	\$	595
\$ 34,580.00	\$ 20,000.00	\$	\$ 1,795,557.10	\$ 1,526,975.44	\$	\$ 1,526,975.44	\$ 268,581.66	\$ 268,581.66	596
\$ 3,113.00	\$	\$	\$ 960,726.00	\$ 953,502.33	\$	\$ 953,502.33	\$ 7,223.67	\$ 7,223.67	597
1,750.00	36,750.00	33,950.02	33,950.02	2,799.98	2,799.98	598
5,624.00	279,394.00	246,350.14	246,350.14	33,043.86	33,043.86	599
37,568.00	103,142.00	77,581.44	77,581.44	25,560.56	25,560.56	600
(9,018.00)	668,033.00	505,856.89	505,856.89	162,176.11	162,176.11	601
.....	53,376.76	53,376.76	53,376.76	602
\$ 39,037.00	\$	\$	\$ 2,101,421.76	\$ 1,870,617.58	\$	\$ 1,870,617.58	\$ 230,804.18	\$ 230,804.18	603
\$ 16,493.00	\$	\$	\$ 677,160.00	\$ 675,043.12	\$	\$ 675,043.12	\$ 2,116.88	\$ 2,116.88	604
.....	16,536.00	15,916.62	15,916.62	619.38	619.38	605
1,615.00	99,021.00	85,040.60	85,040.60	13,980.40	13,980.40	606
7,041.00	58,633.00	55,797.50	55,797.50	2,835.50	2,835.50	607
.....	3,251,692.00	3,251,692.00	3,251,692.00	608
.....	4,246.00	1,216.29	1,216.29	3,029.71	3,029.71	609
.....	219,334.00	153,860.00	153,860.00	65,474.00	65,474.00	610
.....	280,000.00	120,000.00	60,000.00	60,000.00	60,000.00	340,000.00	611
.....	6,162.29	6,162.29	6,162.29	612
\$ 25,149.00	\$ 280,000.00	\$	\$ 4,452,784.29	\$ 4,304,728.42	\$	\$ 4,304,728.42	\$ 148,055.87	\$ 428,055.87	613
\$ 7,350.00	\$	\$	\$ 102,325.00	\$ 101,161.81	\$	\$ 101,161.81	\$ 1,163.19	\$ 1,163.19	614
2,920.00	47,482.00	32,491.16	32,491.16	14,990.84	14,990.84	615
823.00	1,839.00	1,812.49	1,812.49	26.51	26.51	616
.....	1,485,210.00	1,376,428.43	1,376,428.43	108,781.57	108,781.57	617
.....	60,979.41	60,979.41	60,979.41	618
.....	4,660.62	4,660.62	4,660.62	619
12,837.00	238,767.00	232,147.82	232,147.82	6,619.18	6,619.18	620
.....	4,658.31	4,658.31	4,658.31	621
19,995.00	320,925.00	311,543.89	311,543.89	9,381.11	9,381.11	622
.....	7,649.69	7,649.69	7,649.69	623
96,191.00	910,575.00	907,867.60	907,867.60	2,707.40	2,707.40	624
19,000.00	19,000.00	17,761.17	17,761.17	1,238.83	1,238.83	625
82,451.00	195,026.00	186,353.24	186,353.24	8,672.76	8,672.76	626
2,500.00	2,500.00	2,206.89	2,206.89	293.11	293.11	627
.....	1,462.92	1,462.92	1,462.92	628
(124,500.00)	50,000.00	34,826.85	34,826.85	15,173.15	15,173.15	629
.....	22,791.94	22,791.94	22,791.94	631
(306,558.00)	5,172.18	5,172.18	5,172.18	632
.....	446,250.00	446,250.00	446,250.00	634
2,575.00	65,503.00	65,477.59	65,477.59	25.41	25.41	635
123.00	16,971.00	13,988.83	13,988.83	2,982.17	2,982.17	636
.....	1,500.00	1,299.00	1,299.00	201.00	201.00	637
.....	681.58	681.58	681.58	638
193.00	38,510.00	31,749.51	31,749.51	6,760.49	6,760.49	639
310.00	67,048.00	57,510.79	57,510.79	9,537.21	9,537.21	640
1,281.00	13,587.00	13,569.47	13,569.47	17.53	17.53	641
.....	10,000.00	8,966.24	8,966.24	1,033.76	1,033.76	642
.....	9,308.41	9,308.41	9,308.41	643

ABSTRACT OF GENERAL REVENUE APPROPRIATIONS

Line No.	Dept. and Div. No.	Acct. No.	NAME OF APPROPRIATION	APPROPRIATIONS			
				Certifications from Prior Year	Less Reversions of Jan. 1, 1980	General Appropriation Act	Other
450-456 STATE, DEPARTMENT OF AND SECRETARY OF STATE (Continued)							
455 Division of Cultural Affairs: (Continued)							
Historic Volusia County and Flagler County Preservation Board—							
644		1409	Lump Sum	\$	\$	\$ 10,000.00	\$
645			Total Division of Cultural Affairs	\$ 128,099.01	\$ 10,733.95	\$ 4,124,527.00	\$ 121,000.00
456 Division of Licensing:							
646	0101		Salaries	\$	\$	\$ 245,359.00	\$
647	0104		Expenses	131,381.00
648	0106		Operating Capital Outlay	2,472.00
649	0199		Certifications Forward	18,751.45	12,573.03
650			Total Division of Licensing	\$ 18,751.45	\$ 12,573.03	\$ 379,212.00	\$
651			TOTAL DEPARTMENT OF STATE AND SECRETARY OF STATE	\$ 990,110.85	\$ 27,265.70	\$ 15,251,277.00	\$ 121,000.00
471-473 COMMERCE, DEPARTMENT OF							
471 Office of the Secretary and Administrative Services:							
652	0101		Salaries	\$	\$	\$ 466,335.00	\$
653	0103		Other Personal Services	4,800.00
654	0104		Expenses	98,644.00
655	0106		Operating Capital Outlay	19,021.00
656	0199		Certifications Forward	12,130.87	1,625.72
657			Total Office of the Secretary and Administrative Services	\$ 12,130.87	\$ 1,625.72	\$ 588,800.00	\$
472 Division of Tourism:							
658	0101		Salaries	\$	\$	\$ 1,247,774.00	\$
659	0103		Other Personal Services	188,734.00	29,138.00
660	0104		Expenses	562,376.00	40,943.00
661	0106		Operating Capital Outlay	38,876.00
662	0120		Special Categories—Paid Advertising	1,975,222.00	599,313.00
663	0140		Special Categories—Advertising Pamphlets and Materials	335,000.00	10,712.00
664	0160		Special Categories—Promotion	444,160.00
665	0199		Certifications Forward	475,607.21	34,706.31
666			Total Division of Tourism	\$ 475,607.21	\$ 34,706.31	\$ 4,792,142.00	\$ 680,106.00
473 Division of Economic Development:							
667	0101		Salaries	\$	\$	\$ 1,355,013.00	\$
668	0103		Other Personal Services	347,803.00
669	0104		Expenses	769,955.00
670	0106		Operating Capital Outlay	20,068.00
671	0110		Special Categories—Grants and Aids—International Trade Fair	175,000.00
672	0120		Special Categories—Paid Advertising and Promotion	1,027,000.00
673	0130		Aid to Local Government—Economic Development Grant	250,000.00
674	0199		Certifications Forward	597,115.26	81,799.71
675			Total Division of Economic Development	\$ 597,115.26	\$ 81,799.71	\$ 3,944,839.00	\$
676			TOTAL DEPARTMENT OF COMMERCE	\$ 1,084,853.34	\$ 118,131.74	\$ 9,325,781.00	\$ 680,106.00
481-499 EDUCATION, DEPARTMENT OF AND COMMISSIONER OF EDUCATION							
481 Office of the Deputy Commissioner for Educational Management:							
677	0101		Salaries	\$	\$	\$ 1,131,484.00	\$
678	0103		Other Personal Services	107,850.00
679	0104		Expenses	509,944.00
680	0106		Operating Capital Outlay	5,758.00
681	0120		Special Categories—Educational Resources Computer Project	940,000.00
682	0121		Special Categories—State University Technical Assistance	150,000.00
683	0122		Special Categories—Uniform Coordinated System of Vocational Education	40,000.00
684	0123		Special Categories—Auxiliary Learning Aids for Post Secondary Handicapped Students	735,935.00
685	0124		Special Categories—Migrant Education Program (3 and 4 Year Olds)	2,489,762.00
686	0125		Special Categories—Post Secondary Evaluation and Long Range Planning	200,000.00
687	0126		Special Categories—Higher Education—Equality of Access and Opportunity	284,000.00
688	0128		FCC—Special School Maintenance	21,800,000.00
689	0130		Aid to Local Government—Community Instructional Services	5,111,970.00
690	0170		Special Categories—Compensatory Education Research Projects	40,462.00
691	0190		Special Categories—Florida Council on Economic Education	200,000.00
692	0199		Certifications Forward	946,844.55	197,509.51

¹Authorized by Chapter 79-212, Laws of Florida.

²Authorized by Chapter 79-583, Laws of Florida.

ABSTRACT OF GENERAL REVENUE APPROPRIATIONS

Adjustments	Less Appropriations in Reserve	Plus Refunds and Restorations	Total Available	DISBURSEMENTS			Total Available Unexpended	Unexpended Appropriations June 30, 1980	Line No.
				Regular	Transfers	Total			
			\$ 10,000.00				\$ 10,000.00	\$ 10,000.00	644
\$ (202,509.00)			\$ 4,160,383.06	\$ 3,959,314.92		\$ 3,959,314.92	\$ 201,068.14	\$ 201,068.14	645
\$ 12,197.00			\$ 257,556.00	\$ 256,871.05		\$ 256,871.05	\$ 684.95	\$ 684.95	646
(3,485.00)			127,916.00	121,572.10		121,572.10	6,343.90	6,343.90	647
200.00			2,672.00	2,654.73		2,654.73	17.27	17.27	648
			6,178.42	6,178.42		6,178.42			649
\$ 8,932.00			\$ 394,322.42	\$ 387,276.30		\$ 387,276.30	\$ 7,046.12	\$ 7,046.12	650
\$ 280,672.00	\$ 300,000.00		\$ 16,315,794.15	\$ 15,313,958.82		\$ 15,313,958.82	\$ 1,001,835.33	\$ 1,301,835.33	651
\$ 46,588.00			\$ 512,923.00	\$ 511,704.24		\$ 511,704.24	\$ 1,218.76	\$ 1,218.76	652
			4,800.00	4,112.30		4,112.30	687.70	687.70	653
(4,289.00)			94,355.00	76,055.19		76,055.19	18,299.81	18,299.81	654
951.00			19,972.00	18,973.49		18,973.49	998.51	998.51	655
			10,505.15	10,505.15		10,505.15			656
\$ 43,250.00			\$ 642,555.15	\$ 621,350.37		\$ 621,350.37	\$ 21,204.78	\$ 21,204.78	657
\$ 22,891.00			\$ 1,270,665.00	\$ 1,240,159.75		\$ 1,240,159.75	\$ 30,505.25	\$ 30,505.25	658
(5,900.00)			211,972.00	155,102.47		155,102.47	56,869.53	56,869.53	659
39,233.00			642,552.00	551,487.03		551,487.03	91,064.97	91,064.97	660
1,943.00			40,819.00	32,481.39		32,481.39	8,337.61	8,337.61	661
			2,574,535.00	2,418,455.71		2,418,455.71	156,079.29	156,079.29	662
			345,712.00	317,140.27		317,140.27	28,571.73	28,571.73	663
(22,200.00)			421,960.00	340,355.75		340,355.75	81,604.25	81,604.25	664
			440,900.90	440,900.90		440,900.90			665
\$ 35,967.00			\$ 5,949,115.90	\$ 5,496,083.27		\$ 5,496,083.27	\$ 453,032.63	\$ 453,032.63	666
\$ 77,066.00			\$ 1,432,079.00	\$ 1,422,102.02		\$ 1,422,102.02	\$ 9,976.98	\$ 9,976.98	667
(1,000.00)			346,803.00	228,578.39		228,578.39	118,224.61	118,224.61	668
54,276.00			824,231.00	717,221.02		717,221.02	107,009.98	107,009.98	669
25,271.00			45,339.00	21,014.60		21,014.60	24,324.40	24,324.40	670
			175,000.00				175,000.00	175,000.00	671
(63,771.00)			963,229.00	495,844.42		495,844.42	467,384.58	467,384.58	672
			250,000.00				250,000.00	250,000.00	673
			515,315.55	515,315.55		515,315.55			674
\$ 91,842.00			\$ 4,551,996.55	\$ 3,400,076.00		\$ 3,400,076.00	\$ 1,151,920.55	\$ 1,151,920.55	675
\$ 171,059.00			\$ 11,143,667.60	\$ 9,517,509.64		\$ 9,517,509.64	\$ 1,626,157.96	\$ 1,626,157.96	676
\$ 57,132.00			\$ 1,188,616.00	\$ 1,141,728.65		\$ 1,141,728.65	\$ 46,887.35	\$ 46,887.35	677
			107,850.00	81,310.46		81,310.46	26,539.54	26,539.54	678
4,210.00			514,154.00	390,613.63		390,613.63	123,540.37	123,540.37	679
			5,758.00	3,166.54		3,166.54	2,591.46	2,591.46	680
			940,000.00	345,408.47		345,408.47	594,591.53	594,591.53	681
			150,000.00	45,793.01		45,793.01	104,206.99	104,206.99	682
			40,000.00	39,137.00		39,137.00	863.00	863.00	683
			735,935.00	38,465.09		38,465.09	697,469.91	697,469.91	684
			2,489,762.00	1,987,566.83		1,987,566.83	502,195.17	502,195.17	685
			200,000.00	200,000.00		200,000.00			686
			284,000.00	284,000.00		284,000.00			687
			21,800,000.00	21,800,000.00		21,800,000.00			688
			5,111,970.00	5,111,970.00		5,111,970.00			689
			40,462.00				40,462.00	40,462.00	690
			200,000.00	200,000.00		200,000.00			691
			749,335.04	749,335.04		749,335.04			692

ABSTRACT OF GENERAL REVENUE APPROPRIATIONS

Line No.	Dept. and Div. No.	Acct. No.	NAME OF APPROPRIATION	APPROPRIATIONS			
				Certifications from Prior Year	Less Reversions of Jan. 1, 1980	General Appropriation Act	Other
481-499			EDUCATION, DEPARTMENT OF AND COMMISSIONER OF EDUCATION (Continued)				
	481		Office of the Deputy Commissioner for Educational Management: (Continued)				
693		0210	Special Categories—Mission and Role of Florida School for the Deaf and Blind	\$	\$	\$ 30,000.00	\$
694		0220	Special Categories—Education for Emotionally Disturbed Children			705,000.00	
695		0230	Special Categories—Education Index Project				100,000.00
696			Total Office of the Deputy Commissioner for Educational Management	\$ 946,844.55	\$ 197,509.51	\$ 12,682,165.00	\$ 21,900,000.00
	482		Office of the Deputy Commissioner for Administration:				
697		0101	Salaries	\$	\$	\$ 1,746,583.00	\$
698		0103	Other Personal Services			20,173.00	
699		0104	Expenses			488,940.00	
700		0106	Operating Capital Outlay			33,748.00	
701		0110	Special Categories—Management Information System Enhancement Plan			436,986.00	
702		0120	Special Categories—Litigation Expense			50,000.00	
703		0191	Data Processing Services			753,561.00	
704		0199	Certifications Forward	31,814.88	1,623.90		
705			Total Office of the Deputy Commissioner for Administration	\$ 31,814.88	\$ 1,623.90	\$ 3,509,989.00	\$
	483		Office of The Deputy Commissioner for Special Programs:				
706		0101	Salaries	\$	\$	\$ 711,769.00	\$
707		0103	Other Personal Services			110,086.00	
708		0104	Expenses			549,496.00	
709		0106	Operating Capital Outlay			175,390.00	
710		0199	Certifications Forward	64,872.13	1,618.73		
711		0210	Special Categories—Public Broadcasting			4,466,057.00	
712		0220	Special Categories—Instructional Television Program Acquisition			322,473.00	
713		0221	Special Categories—Public Broadcasting Programming Study			15,000.00	
714		0222	Special Categories—Community Colleges Student Competencies			100,000.00	
715		0223	Special Categories—Alternative Models			100,000.00	
716		0224	Special Categories—Capital Technical Center			164,140.00	
717		0225	Financial Assistance Payments—Seminoles Indian Scholars			4,800.00	
718		0235	Financial Assistance Payments—Exceptional Child Scholarships			75,000.00	
719		0240	Special Categories—Development of Teacher Competency Tests			380,669.00	
720		0245	Financial Assistance Payments—Children of Deceased and Disabled Veterans			50,000.00	
721		0255	Financial Assistance Payments—Florida Student Assistance Payments			8,000,000.00	
722		0265	FAP—Tuition Assistance—Private Post Secondary			2,400,000.00	
723		0275	FAP—Assistance for CLEP Examinations			100,000.00	
724		0296	Certifications Forward—Aid to Local Government	101,141.18	6,677.03		
725		0299	Certifications Forward	463,362.50	2,302.00		
			Blind Services Vocational Rehabilitation—				
726		0418	FCO—Instructional Television Equipment Grants			564,656.00	
727		0428	FCO—Public Broadcasting Equipment Matching Grants			600,000.00	
728		0438	FCO—Public Broadcasting—Prior Year's Equipment Grant			274,941.00	
729		0448	FCO—Public Broadcasting—Satellite Uplink for Radio			200,000.00	
730		0458	FCO—Public Broadcasting WKGC—FM Panama City			15,000.00	
731			Total Office of the Deputy Commissioner For Special Programs	\$ 629,375.81	\$ 10,597.76	\$ 19,371,477.00	\$
	484		Division of Public Schools:				
732		0101	Salaries	\$	\$	\$ 3,379,344.00	\$
733		0103	Other Personal Services			94,546.00	
734		0104	Expenses			654,834.00	
735		0106	Operating Capital Outlay			17,941.00	
736		0120	Instructional Materials Management			150,861.00	
737		0122	Special Categories—Florida Bar Contract			27,250.00	
738		0124	Special Categories—Florida Academy for School Leaders			200,000.00	
739		0130	Aid to Local Government—Florida Educational Finance Program			1,341,408,547.00	
740		0140	Assessment and Evaluation			880,009.00	
741		0170	Special Categories—Management Information Systems Council			49,893.00	
742		0190	Special Categories—Resource Materials for the Hearing Impaired			73,380.00	
743		0196	Certifications Forward—Aid to Local Governments	1,013,940.65	40,802.36		
744		0198	Certifications Forward—Aid to Local Government	219,122.36			
745		0199	Certifications Forward	627,120.89	13,026.65		
746		0210	Special Categories—Visually Handicapped Resources			162,585.00	
747		0220	Special Categories—Public Schools—Common Software Applications			970,000.00	
748		0430	Aid to Local Governments—Student Transportation			55,307,176.00	
749		0530	Aid to Local Governments—Diagnostic and Resource Center			697,367.00	
750		0730	Aid to Local Governments—Community School Program			2,028,720.00	
751		0830	Aid to Local Government—School Lunch Program			7,126,617.00	
752		0930	Aid to Local Government—Educational Improvement Grants			408,000.00	
753		1030	Aid to Local Governments—Comprehensive Health Education Program			1,085,845.00	

ABSTRACT OF GENERAL REVENUE APPROPRIATIONS

Adjustments	Less Appropriations in Reserve	Plus Refunds and Restorations	Total Available	DISBURSEMENTS			Total Available Unexpended	Unexpended Appropriations June 30, 1980	Line No.		
				Regular	Transfers	Total					
\$	\$	\$	\$ 30,000.00	\$ 25,684.99	\$	\$ 25,684.99	\$ 4,315.01	\$ 4,315.01	693		
(705,000.00)			100,000.00	58,282.00		58,282.00	41,718.00	41,718.00	694		
\$	\$	\$	\$ 34,687,842.04	\$ 32,502,461.71	\$	\$ 32,502,461.71	\$ 2,185,380.33	\$ 2,185,380.33	695		
\$	\$	\$	\$ 121,304.00	\$ 1,867,887.00	\$	\$ 1,835,492.90	\$ 32,394.10	\$ 32,394.10	697		
			20,173.00	20,105.41		20,105.41	67.59	67.59	698		
3,001.00			471,941.00	414,099.01		414,099.01	57,841.99	57,841.99	699		
20,550.00			54,296.00	33,607.08		33,607.08	20,688.92	20,688.92	700		
			436,986.00	259,379.40		259,379.40	177,606.60	177,606.60	701		
(30,000.00)			20,000.00	7,619.58		7,619.58	12,380.42	12,380.42	702		
15,900.00			789,461.00	720,735.50		720,735.50	48,725.50	48,725.50	703		
			30,190.98	30,190.98		30,190.98			704		
\$	\$	\$	\$ 130,755.00	\$ 3,670,934.98	\$	\$ 3,321,229.86	\$ 349,705.12	\$ 349,705.12	705		
\$	\$	\$	\$ 151,575.00	\$ 863,344.00	\$	\$ 857,923.78	\$ 5,420.22	\$ 5,420.22	706		
30,000.00			140,086.00	116,233.97		116,233.97	23,852.03	23,852.03	707		
14,061.00			555,557.00	502,478.63		502,478.63	53,078.37	53,078.37	708		
489.00			175,879.00	108,527.01		108,527.01	67,351.99	67,351.99	709		
			63,253.40	63,253.40		63,253.40			710		
			4,466,057.00	4,180,041.42		4,180,041.42	286,015.58	286,015.58	711		
			322,473.00	167,207.00		167,207.00	155,266.00	155,266.00	712		
			15,000.00	5,000.00		5,000.00	10,000.00	10,000.00	713		
			100,000.00	50,175.93		50,175.93	49,824.07	49,824.07	714		
			100,000.00	43,750.00		43,750.00	56,250.00	56,250.00	715		
			164,140.00	149,455.77		149,455.77	14,684.23	14,684.23	716		
			4,800.00	1,150.00		1,150.00	3,650.00	3,650.00	717		
			75,000.00	57,507.00		57,507.00	17,493.00	17,493.00	718		
			380,669.00	173,577.01		173,577.01	207,091.99	207,091.99	719		
			50,000.00	33,240.75		33,240.75	16,759.25	16,759.25	720		
			8,000,000.00	7,578,161.42		7,578,161.42	421,838.58	421,838.58	721		
			2,400,000.00	2,394,329.25		2,394,329.25	5,670.75	5,670.75	722		
			100,000.00				100,000.00	100,000.00	723		
			94,464.15	94,464.15		94,464.15			724		
			461,060.50	461,060.50		461,060.50			725		
			564,656.00	191,995.57		191,995.57	372,660.43	372,660.43	726		
	4,566.00		595,434.00	55,000.00		55,000.00	540,434.00	545,000.00	727		
			274,941.00	114,568.52		114,568.52	160,372.48	160,372.48	728		
			200,000.00	166,275.00		166,275.00	33,725.00	33,725.00	729		
			15,000.00	15,000.00		15,000.00			730		
\$	\$	\$	\$ 196,125.00	\$ 4,566.00	\$	\$ 20,181,814.05	\$ 17,580,376.08	\$ 17,580,376.08	\$ 2,601,437.97	\$ 2,606,003.97	731
\$	\$	\$	\$ (3,223.00)	\$ 3,376,121.00	\$	\$ 3,360,855.01	\$ 15,265.99	\$ 15,265.99	732		
(2,792.00)			94,546.00	61,830.80		61,830.80	32,715.20	32,715.20	733		
13,407.00			652,042.00	547,228.02		547,228.02	104,813.98	104,813.98	734		
			31,348.00	20,704.50		20,704.50	10,643.50	10,643.50	735		
			150,861.00	99,160.97		99,160.97	51,700.03	51,700.03	736		
			27,250.00	27,250.00		27,250.00			737		
			200,000.00	20,086.44		20,086.44	179,913.56	179,913.56	738		
			1,341,408,547.00	1,341,408,547.00		1,341,408,547.00			739		
			880,009.00	427,056.77		427,056.77	452,952.23	452,952.23	740		
			49,893.00	39,327.08		39,327.08	10,565.92	10,565.92	741		
			73,380.00	37,179.00		37,179.00	36,201.00	36,201.00	742		
			973,138.29	973,138.29		973,138.29			743		
			219,122.36	50,014.66		50,014.66	169,107.70	169,107.70	744		
			614,094.24	614,094.24		614,094.24			745		
			162,585.00	119,801.44		119,801.44	42,783.56	42,783.56	746		
			970,000.00	85,780.00		85,780.00	884,220.00	884,220.00	747		
			55,307,176.00	55,307,176.00		55,307,176.00			748		
			697,367.00	409,025.79		409,025.79	288,341.21	288,341.21	749		
			2,028,720.00	2,028,719.30		2,028,719.30	.70	.70	750		
			7,126,617.00	7,126,617.00		7,126,617.00			751		
			408,000.00	408,000.00		408,000.00			752		
			1,085,845.00	1,082,494.00		1,082,494.00	3,351.00	3,351.00	753		

ABSTRACT OF GENERAL REVENUE APPROPRIATIONS

Line No.	Dept. and Div. No.	Acct. No.	NAME OF APPROPRIATION	APPROPRIATIONS			
				Certifications from Prior Year	Less Reversions of Jan. 1, 1980	General Appropriation Act	Other
481-499			EDUCATION, DEPARTMENT OF AND COMMISSIONER OF EDUCATION (Continued)				
	484		Division of Public Schools: (Continued)				
754	1130		Aid to Local Governments—Instructional Material	\$	\$	\$ 25,000,000.00	\$
755	1230		Aid to Local Government—District Environmental Educational Program	304,716.00
756	1430		Aid to Local Government—Student Development Services	17,842,175.00
757	1730		Aid to Local Governments—State Compensatory Education Supplement	28,302,000.00
758	1830		Aid to Local Government—School Volunteer Program	297,000.00
759	1930		Aid to Local Governments—Law Education Programs	160,200.00
760	2030		Aid to Local Governments—Grades K-3 Improvement Program	23,000,000.00
761			Total Division of Public Schools	\$ 1,860,183.90	\$ 53,829.01	\$ 1,509,629,006.00	\$
	485		Division of Vocational Schools:				
762	0101		Salaries	\$	\$	\$ 1,310,245.00	\$
763	0103		Other Personal Services	27,500.00
764	0104		Expenses	518,407.00
765	0106		Operating Capital Outlay	14,610.00
766	0110		Special Categories—Vocational Information Systems	111,563.00
767	0120		Special Categories—Industry Services	700,000.00
768	0199		Certifications Forward	54,412.22	23,243.46
769			Total Division of Vocational Education	\$ 54,412.22	\$ 23,243.46	\$ 2,682,325.00	\$
	486		Division of Community Colleges:				
770	0101		Salaries	\$	\$	\$ 761,004.00	\$
771	0103		Other Personal Services	19,854.00
772	0104		Expenses	262,508.00
773	0106		Operating Capital Outlay	6,902.00
774	0120		Special Categories—Community Colleges—Common Software Applications	250,000.00
775	0130		Aid to Local Governments—Community College Program Fund	220,852,341.00
776	0199		Certifications Forward	101,134.40	4,518.31
777			Total Division of Community Colleges	\$ 101,134.40	\$ 4,518.31	\$ 222,152,609.00	\$
	487		Division of Blind Services:				
778	0101		Salaries	\$	\$	\$ 1,260,462.00	\$
779	0103		Other Personal Services	29,840.00
780	0104		Expenses	449,156.00
781	0106		Operating Capital Outlay	33,901.00
782	0109		Lump Sum—Vending Stands	211,322.00
783	0110		Special Categories—Client Services—Vocational Rehabilitation	1,167,183.00
784	0118		FCC—Florida Regional Library	25,363.00
785	0128		FCC—Rehabilitation Center for the Blind	6,219.00
786	0140		Special Categories—Client Services—Medical and Social	195,495.00
787	0191		Data Processing Service	9,277.00
788	0199		Certifications Forward	35,558.79	4,847.50
789			Total Division of Blind Services	\$ 35,558.79	\$ 4,847.50	\$ 3,388,218.00	\$
	489		Florida School for the Deaf and Blind:				
790	0101		Salaries	\$	\$	\$ 5,049,120.00	\$
791	0103		Other Personal Services	93,027.00
792	0104		Expenses	906,832.00
793	0106		Operating Capital Outlay	287,762.00
794	0107		Food Products	231,151.00
795	0110		Special Categories—Talladega Deaf/Blind Program	76,500.00
796	0119		Lump Sum—Deaf Multihandicapped Program	135,000.00
797	0120		Special Categories—Teacher Education	4,000.00
798	0160		Special Categories—Students Home or Week Ends Program	208,000.00
799	0199		Certifications Forward	126,566.66	2,311.61
800			Total Florida School for the Deaf and Blind	\$ 126,566.66	\$ 2,311.61	\$ 6,991,392.00	\$
	490		Division of Universities:				
			General Office—				
801	0101		Salaries	\$	\$	\$ 3,700,646.00	\$
802	0103		Other Personal Services	265,016.00
803	0104		Expenses	983,065.00
804	0106		Operating Capital Outlay	9,901.00
805	0108		FCC—Construction, Renovations and Equipment, Teaching Hospital Program	4,100,000.00
806	0120		Special Categories—Nursing Program—University of Miami	200,000.00
807	0121		Special Categories—Social Work Contract of Barry College	62,126.00
808	0122		FCC—FSU—Mildred Claude Pepper Library Collection	475,000.00
809	0138		FCC—Education and General Activities—Scientific and Technical Equipment	18,000,000.00

ABSTRACT OF GENERAL REVENUE APPROPRIATIONS

Adjustments	Less Appropriations in Reserve	Plus Refunds and Restorations	Total Available	DISBURSEMENTS			Total Available Unexpended	Unexpended Appropriations June 30, 1980	Line No.
				Regular	Transfers	Total			
\$	\$	\$	\$ 25,000,000.00	\$ 24,636,147.86	\$	\$ 24,636,147.86	\$ 363,852.14	\$ 363,852.14	754
.....	304,716.00	304,716.00	304,716.00	755
.....	17,842,175.00	17,842,175.00	17,842,175.00	756
.....	28,302,000.00	28,302,000.00	28,302,000.00	757
.....	297,000.00	262,780.56	262,780.56	34,219.44	34,219.44	758
.....	160,200.00	160,200.00	160,200.00	759
.....	23,000,000.00	22,984,346.08	22,984,346.08	15,653.92	15,653.92	760
\$ 7,392.00	\$	\$	\$1,511,442,752.89	\$1,508,746,451.81	\$	\$1,508,746,451.81	\$ 2,696,301.08	\$ 2,696,301.08	761
\$ 43,618.00	\$	\$	\$ 1,353,863.00	\$ 1,331,032.03	\$	\$ 1,331,032.03	\$ 22,830.97	\$ 22,830.97	762
.....	27,500.00	25,925.02	25,925.02	1,574.98	1,574.98	763
22,755.00	541,162.00	529,832.61	529,832.61	11,329.39	11,329.39	764
.....	14,610.00	14,610.00	14,610.00	765
.....	111,563.00	81,359.52	81,359.52	30,203.48	30,203.48	766
.....	700,000.00	649,020.49	649,020.49	50,979.51	50,979.51	767
.....	31,168.76	31,168.76	31,168.76	768
\$ 66,373.00	\$	\$	\$ 2,779,866.76	\$ 2,662,948.43	\$	\$ 2,662,948.43	\$ 116,918.33	\$ 116,918.33	769
\$ 18,369.00	\$	\$	\$ 779,373.00	\$ 740,020.67	\$	\$ 740,020.67	\$ 39,352.33	\$ 39,352.33	770
.....	19,854.00	7,627.38	7,627.38	12,226.62	12,226.62	771
18,400.00	280,908.00	209,583.69	209,583.69	71,324.31	71,324.31	772
.....	6,902.00	5,091.97	5,091.97	1,810.03	1,810.03	773
.....	250,000.00	101,559.00	101,559.00	148,441.00	148,441.00	774
.....	220,852,341.00	220,270,213.00	220,270,213.00	582,128.00	582,128.00	775
.....	96,616.09	96,616.09	96,616.09	776
\$ 36,769.00	\$	\$	\$ 222,285,994.09	\$ 221,430,711.80	\$	\$ 221,430,711.80	\$ 855,282.29	\$ 855,282.29	777
\$ 58,238.00	\$ 46,949.00	\$	\$ 1,271,751.00	\$ 1,261,057.41	\$	\$ 1,261,057.41	\$ 10,693.59	\$ 57,642.59	778
.....	29,840.00	17,900.57	17,900.57	11,939.43	11,939.43	779
9,300.00	458,456.00	405,817.63	405,817.63	52,638.37	52,638.37	780
.....	33,901.00	25,696.23	25,696.23	8,204.77	8,204.77	781
.....	211,322.00	202,912.64	202,912.64	8,409.36	8,409.36	782
.....	1,167,183.00	1,024,474.65	1,024,474.65	142,708.35	142,708.35	783
.....	2,000.00	23,363.00	2,102.00	2,102.00	21,261.00	23,261.00	784
.....	6,219.00	6,219.00	6,219.00	785
.....	195,495.00	194,863.06	194,863.06	631.94	631.94	786
.....	9,277.00	8,930.73	8,930.73	346.27	346.27	787
.....	30,711.29	30,711.29	30,711.29	788
\$ 67,538.00	\$ 48,949.00	\$	\$ 3,437,518.29	\$ 3,174,466.21	\$	\$ 3,174,466.21	\$ 263,052.08	\$ 312,001.08	789
\$ 420,318.00	\$	\$	\$ 5,469,438.00	\$ 5,399,411.14	\$	\$ 5,399,411.14	\$ 70,026.86	\$ 70,026.86	790
(4,651.00)	88,376.00	74,534.68	74,534.68	13,841.32	13,841.32	791
85,498.00	992,330.00	980,608.35	980,608.35	11,721.65	11,721.65	792
7,477.00	295,239.00	252,042.20	252,042.20	43,196.80	43,196.80	793
5,968.00	237,119.00	236,923.50	236,923.50	195.50	195.50	794
(7,190.00)	4,310.00	65,000.00	58,487.08	58,487.08	6,512.92	10,822.92	795
(135,000.00)	796
.....	4,000.00	3,265.33	3,265.33	734.67	734.67	797
(59,500.00)	148,500.00	139,678.91	139,678.91	8,821.09	8,821.09	798
.....	124,255.05	124,255.05	124,255.05	799
\$ 312,920.00	\$ 4,310.00	\$	\$ 7,424,257.05	\$ 7,269,206.24	\$	\$ 7,269,206.24	\$ 155,050.81	\$ 159,360.81	800
\$ 152,073.00	\$ 23,644.00	\$	\$ 3,829,075.00	\$ 3,799,123.50	\$	\$ 3,799,123.50	\$ 29,951.50	\$ 53,595.50	801
42,275.00	307,291.00	252,399.85	252,399.85	54,891.15	54,891.15	802
213,378.00	1,196,443.00	916,876.37	916,876.37	279,566.63	279,566.63	803
1,788.00	11,889.00	7,545.03	7,545.03	4,143.97	4,143.97	804
.....	4,079,900.00	20,100.00	20,100.00	4,100,000.00	805
.....	60,000.00	140,000.00	72,335.00	72,335.00	67,665.00	127,665.00	806
.....	62,126.00	56,689.20	56,689.20	5,436.80	5,436.80	807
.....	475,000.00	475,000.00	808
(18,000,000.00)	809

ABSTRACT OF GENERAL REVENUE APPROPRIATIONS

Line No.	Dept. and Div. No.	Acct. No.	NAME OF APPROPRIATION	APPROPRIATIONS			
				Certifications from Prior Year	Less: Reversals of Jan. 1, 1980	General Appropriation Act	Other
481-499			EDUCATION, DEPARTMENT OF AND COMMISSIONER OF EDUCATION (Continued)				
	490		Division of Universities: (Continued)				
			General Office— (Continued)				
810	0199		Certifications Forward	\$ 134,825.81	\$ 14,508.15	\$	\$
			Regional Education—				
811	0610		Special Categories			865,450.00	
			University of Miami—				
812	0610		Special Categories—First Accredited Medical School			6,196,760.00	
			Education and General Activities—				
813	1201		Salaries			169,815,691.00	
814	1203		Other Personal Services			17,411,853.00	
815	1204		Expenses			48,328,104.00	
816	1206		Operating Capital Outlay			10,248,383.00	
817	1219		Lump Sum Star Program			1,000,000.00	
818	1220		Special Categories—Eminent Scholars—SUS				10,000,000.00
819	1221		Special Categories—Quality Improvements Services SUS			8,974,058.00	
820	1222		Special Categories—New College Endowment Fund			2,500,000.00	
821	1279		Lump Sum—FAMU Viticulture Program			48,619.00	
			Community Hospital Educational Program—				
822	1501		Salaries				
823	1503		Other Personal Services				
824	1504		Expenses				
825	1506		Operating Capital Outlay				
826	1510		Special Categories—Community Hospital Education			3,599,978.00	
827	1599		Certifications Forward	1,062.33	125.13		
828			Total Division of Universities	\$ 135,888.14	\$ 14,633.28	\$ 296,784,650.00	\$ 10,000,000.00
	491		University of Florida:				
			Education and General—				
829	0101		Salaries	\$	\$	\$	\$
830	0103		Other Personal Services				
831	0104		Expenses				
832	0106		Operating Capital Outlay				
833	0108		Fixed Capital Outlay	566,749.47			
834	0110		Special Categories—Star Program				
835	0193		Salary Incentive Payment				
836	1099		Certifications Forward	3,967,762.75	112,164.97		
			Health Center—				
837	0201		Salaries			20,667,984.00	
838	0203		Other Personal Services			1,146,668.00	
839	0204		Expenses			4,616,292.00	
840	0206		Operating Capital Outlay			2,292,750.00	
841	0299		Certifications Forward	1,415,564.09	64,375.79		
			Engineering and Industrial Experiment Station—				
842	0301		Salaries			712,167.00	
843	0303		Other Personal Services			197,083.00	
844	0304		Expenses			530,950.00	
845	0306		Operating Capital Outlay			68,900.00	
			Institute of Food and Agricultural Sciences—				
846	0501		Salaries			33,496,392.00	
847	0503		Other Personal Services			1,939,848.00	
848	0504		Expenses			6,803,059.00	
849	0506		Operating Capital Outlay			1,686,000.00	
850	0518		FCO—Aquatic Weed Research Building	296,216.00			
851	0599		Certifications Forward	1,512,169.98	21,447.64		
			Teaching Hospital and Allied Clinics—				
852	0601		Salaries			3,320,104.00	
853	0603		Other Personal Services			633,197.00	
854	0604		Expenses			2,588,038.00	
855	0606		Operating Capital Outlay			728,431.00	
856	0699		Certifications Forward	142,404.16			
			College of Veterinary Medicine—				
857	0701		Salaries			3,986,265.00	
858	0703		Other Personal Services			308,816.00	
859	0704		Expenses			731,806.00	
860	0706		Operating Capital Outlay			310,941.00	
861	0799		Certifications Forward	243,042.67	9,264.07		
862			Total University of Florida	\$ 8,143,909.12	\$ 207,252.47	\$ 86,765,691.00	\$

ABSTRACT OF GENERAL REVENUE APPROPRIATIONS

Adjustments	Less Appropriations in Reserve	Plus Refunds and Restorations	Total Available	DISBURSEMENTS			Total Available Unexpended	Unexpended Appropriations June 30, 1980	Line No.
				Regular	Transfers	Total			
\$	\$	\$	\$ 120,317.66	\$ 120,317.66	\$	\$ 120,317.66	\$	\$	810
.....	865,700.00	850,700.00	850,700.00	14,750.00	14,750.00	811
.....	6,196,760.00	6,196,760.00	6,196,760.00	812
(169,813,368.00)	2,323.00	2,323.00	2,323.00	813
(17,411,853.00)	814
48,328,104.00	815
10,248,383.00	816
1,000,000.00	817
.....	10,000,000.00	10,100,000.00	10,000,000.00	818
(8,974,058.00)	819
.....	2,500,000.00	2,500,000.00	820
(48,619.00)	821
49,829.00	49,829.00	48,310.39	48,310.39	1,518.61	1,518.61	822
5,000.00	5,000.00	1,366.56	1,366.56	3,633.44	3,633.44	823
15,750.00	15,750.00	15,109.96	15,109.96	640.04	640.04	824
500.00	500.00	35.00	35.00	465.00	465.00	825
(68,860.00)	3,531,118.00	3,531,045.50	3,531,045.50	72.50	72.50	826
.....	937.20	937.20	937.20	827
\$ (273,412,652.00)	\$ 7,138,544.00	\$	\$ 26,354,708.86	\$ 15,869,551.22	\$ 10,000,000.00	\$ 25,869,551.22	\$ 485,157.64	\$ 7,623,701.64	828
\$ 17,340,912.00	\$	\$	\$ 17,340,912.00	\$ 16,555,030.46	\$	\$ 16,555,030.46	\$ 785,881.54	\$ 785,881.54	829
8,509,280.00	8,509,280.00	8,188,149.58	8,188,149.58	321,130.42	321,130.42	830
16,421,956.00	16,421,956.00	15,040,719.49	15,040,719.49	1,381,236.51	1,381,236.51	831
3,093,176.00	3,093,176.00	1,929,981.17	1,929,981.17	1,163,194.83	1,163,194.83	832
5,408,841.00	5,975,590.47	1,863,877.03	1,863,877.03	4,111,713.44	4,111,713.44	833
304,950.00	304,950.00	304,950.00	304,950.00	834
46,000.00	46,000.00	41,438.42	41,438.42	4,561.58	4,561.58	835
.....	3,855,597.78	3,855,597.78	3,855,597.78	836
1,055,138.00	21,723,122.00	21,088,236.58	21,088,236.58	634,885.42	634,885.42	837
.....	1,146,688.00	1,063,689.97	1,063,689.97	82,978.03	82,978.03	838
311,645.00	4,927,937.00	4,549,388.03	4,549,388.03	378,548.97	378,548.97	839
(183,384.00)	2,109,366.00	1,645,086.85	1,645,086.85	464,279.15	464,279.15	840
.....	1,351,188.30	1,351,188.30	1,351,188.30	841
.....	712,167.00	712,167.00	712,167.00	842
.....	197,083.00	197,083.00	197,083.00	843
.....	530,950.00	530,950.00	530,950.00	844
.....	68,900.00	68,900.00	68,900.00	845
1,891,103.00	35,387,495.00	34,748,103.22	34,748,103.22	639,391.78	639,391.78	846
301,650.00	2,241,498.00	2,097,681.78	2,097,681.78	143,816.22	143,816.22	847
546,063.00	7,349,122.00	6,217,751.77	6,217,751.77	1,131,370.23	1,131,370.23	848
(101,847.00)	1,584,153.00	1,123,936.64	1,123,936.64	460,216.36	460,216.36	849
.....	296,216.00	65,779.10	65,779.10	230,436.90	230,436.90	850
.....	1,490,722.34	1,490,722.34	1,490,722.34	851
.....	3,320,104.00	3,320,104.00	3,320,104.00	852
.....	633,197.00	633,197.00	633,197.00	853
.....	2,588,038.00	2,588,038.00	2,588,038.00	854
.....	728,431.00	728,431.00	728,431.00	855
.....	142,404.16	142,404.16	142,404.16	856
120,573.00	4,106,838.00	3,801,720.48	3,801,720.48	305,117.52	305,117.52	857
46,321.00	355,137.00	331,842.41	331,842.41	23,294.59	23,294.59	858
58,014.00	789,820.00	729,000.53	729,000.53	60,819.47	60,819.47	859
(20,000.00)	290,941.00	155,272.65	155,272.65	135,668.35	135,668.35	860
.....	233,778.80	233,778.60	233,778.60	861
\$ 55,150,391.00	\$	\$	\$ 149,852,738.85	\$ 137,394,197.34	\$	\$ 137,394,197.34	\$ 12,458,541.31	\$ 12,458,541.31	862

ABSTRACT OF GENERAL REVENUE APPROPRIATIONS

Line No.	Dept. and Div. No.	Acct. No.	NAME OF APPROPRIATION	APPROPRIATIONS			
				Certifications from Prior Year	Less Reversions of Jan. 1, 1980	General Appropriation Act	Other
481-499 EDUCATION, DEPARTMENT OF AND COMMISSIONER OF EDUCATION (Continued)							
492 Florida State University:							
Educational and General—							
863	0101		Salaries	\$	\$	\$	\$
864	0103		Other Personal Services
865	0104		Expenses
866	0106		Operating Capital Outlay
867	0108		Fixed Capital Outlay	335,713.71
868	0110		Special Categories Program
869	0193		Salary Incentive Program
870	0199		Certifications Forward	493,484.49	14,198.04
871			Total Florida State University	\$ 829,198.20	\$ 14,198.04	\$	\$
493 Florida Agricultural and Mechanical University:							
872	0101		Salaries	\$	\$	\$	\$
873	0103		Other Personal Services
874	0104		Expenses
875	0106		Operating Capital Outlay
876	0108		Fixed Capital Outlay	107,184.00
877	0193		Salary Incentive Payment
878	0199		Certifications Forward	522,198.29	9.04
879			Total Florida Agricultural and Mechanical University	\$ 629,382.29	\$ 9.04	\$	\$
494 University of Central Florida:							
Educational and General—							
880	0101		Salaries	\$	\$	\$	\$
881	0103		Other Personal Services
882	0104		Expenses
883	0106		Operating Capital Outlay
884	0108		Fixed Capital Outlay	192,265.07
885	0110		Special Categories—Star
886	0193		Salary Incentive Payment
887	0199		Certifications Forward	1,067,054.89	38,777.91
888	4238		Fixed Capital Outlay	53,800.00
889	4258		Fixed Capital Outlay	240,036.13
890			Total University of Central Florida	\$ 1,553,156.09	\$ 38,777.91	\$	\$
495 University of South Florida:							
Educational and General—							
891	0101		Salaries	\$	\$	\$	\$
892	0103		Other Personal Services
893	0104		Expenses
894	0106		Operating Capital Outlay
895	0108		Fixed Capital Outlay	417,497.76
896	0110		Special Categories—Star
897	0193		Salary Incentive Payment
898	0199		Certifications Forward	1,574,940.90	2,896.11
Medical Center—							
899	0201		Salaries	10,993,669.00
900	0203		Other Personal Services	810,843.00
901	0204		Expenses	1,901,117.00
902	0206		Operating Capital Outlay	793,190.00
903	0293		Salary Incentive Payment
904	0299		Certifications Forward	694,759.16	18,426.78
905			Total University of South Florida	\$ 2,687,197.82	\$ 21,322.89	\$ 14,498,819.00	\$
496 Florida Atlantic University:							
Educational and General—							
906	0101		Salaries	\$	\$	\$	\$
907	0103		Other Personal Services
908	0104		Expenses
909	0106		Operating Capital Outlay
910	0108		Fixed Capital Outlay	94,647.49
911	0110		Special Categories—Star
912	0193		Salary Incentive Payment
913	0199		Certifications Forward	545,621.28	5,248.76
914			Total Florida Atlantic University	\$ 640,268.77	\$ 5,248.76	\$	\$

ABSTRACT OF GENERAL REVENUE APPROPRIATIONS

Adjustments	Less Appropriations in Reserve	Plus Refunds and Restorations	Total Available	DISBURSEMENTS			Total Available Unexpended	Unexpended Appropriations June 30, 1980	Line No.
				Regular	Transfers	Total			
\$ 48,766,228.00	\$	\$	\$ 48,766,228.00	\$ 48,342,459.72	\$	\$ 48,342,459.72	\$ 423,768.28	\$ 423,768.28	863
5,460,179.00	5,460,179.00	5,425,015.85	5,425,015.85	35,163.15	35,163.15	864
10,844,923.00	10,844,923.00	10,758,001.04	10,758,001.04	86,921.96	86,921.96	865
1,807,603.00	1,807,603.00	1,493,042.34	1,493,042.34	314,560.66	314,560.66	866
4,857,995.00	5,193,708.71	2,060,052.08	2,060,052.08	3,133,656.63	3,133,656.63	867
250,000.00	250,000.00	250,000.00	250,000.00	868
35,000.00	35,000.00	32,023.61	32,023.61	2,976.39	2,976.39	869
.....	479,286.45	479,286.45	479,286.45	870
\$ 72,021,928.00	\$	\$	\$ 72,836,928.16	\$ 68,839,881.09	\$	\$ 68,839,881.09	\$ 3,997,047.07	\$ 3,997,047.07	871
\$ 13,725,825.00	\$	\$	\$ 13,725,825.00	\$ 13,412,876.77	\$	\$ 13,412,876.77	\$ 312,948.23	\$ 312,948.23	872
994,648.00	994,648.00	983,627.15	983,627.15	11,020.85	11,020.85	873
2,716,129.00	2,716,129.00	2,341,174.25	2,341,174.25	374,954.75	374,954.75	874
672,229.00	672,229.00	396,442.65	396,442.65	275,786.35	275,786.35	875
683,493.00	790,677.00	271,611.37	271,611.37	519,065.63	519,065.63	876
7,200.00	7,200.00	6,537.30	6,537.30	662.70	662.70	877
.....	522,189.25	522,189.25	522,189.25	878
\$ 18,799,524.00	\$	\$	\$ 19,428,897.25	\$ 17,934,458.74	\$	\$ 17,934,458.74	\$ 1,494,438.51	\$ 1,494,438.51	879
\$ 19,547,430.00	\$	\$	\$ 19,547,430.00	\$ 19,233,458.23	\$	\$ 19,233,458.23	\$ 313,971.77	\$ 313,971.77	880
2,043,810.00	2,043,810.00	1,945,955.55	1,945,955.55	97,854.45	97,854.45	881
4,703,977.00	4,703,977.00	4,057,613.71	4,057,613.71	646,363.29	646,363.29	882
1,315,870.00	1,315,870.00	1,050,444.53	1,050,444.53	265,425.47	265,425.47	883
1,102,748.00	1,295,013.07	901,581.04	901,581.04	393,432.03	393,432.03	884
123,300.00	123,300.00	123,300.00	123,300.00	885
13,700.00	13,700.00	12,445.64	12,445.64	1,254.36	1,254.36	886
.....	1,028,276.98	1,028,276.98	1,028,276.98	887
(53,800.00)	888
(240,036.13)	889
\$ 28,556,998.87	\$	\$	\$ 30,071,377.05	\$ 28,353,075.68	\$	\$ 28,353,075.68	\$ 1,718,301.37	\$ 1,718,301.37	890
\$ 20,069,006.00	\$	\$	\$ 20,069,006.00	\$ 19,565,746.49	\$	\$ 19,565,746.49	\$ 503,259.51	\$ 503,259.51	891
3,093,904.00	3,093,904.00	2,984,164.97	2,984,164.97	109,739.03	109,739.03	892
8,330,208.00	8,330,208.00	7,672,147.82	7,672,147.82	658,060.18	658,060.18	893
1,970,522.00	1,970,522.00	947,211.37	947,211.37	1,023,310.63	1,023,310.63	894
2,956,846.00	3,374,343.76	757,463.18	757,463.18	2,616,880.58	2,616,880.58	895
173,250.00	173,250.00	173,250.00	896
38,900.00	38,900.00	35,003.48	35,003.48	3,896.52	3,896.52	897
.....	1,572,044.79	1,572,044.79	1,572,044.79	898
(270,420.00)	10,723,249.00	10,346,478.18	10,346,478.18	376,770.82	376,770.82	899
121,626.00	932,469.00	718,162.46	718,162.46	214,306.54	214,306.54	900
233,696.00	2,134,813.00	1,790,127.95	1,790,127.95	344,685.05	344,685.05	901
39,659.00	832,849.00	632,195.12	632,195.12	200,653.88	200,653.88	902
5,200.00	5,200.00	4,701.63	4,701.63	498.37	498.37	903
.....	676,332.38	676,332.38	676,332.38	904
\$ 36,762,397.00	\$	\$	\$ 53,927,090.93	\$ 47,701,779.82	\$ 173,250.00	\$ 47,875,029.82	\$ 6,052,061.11	\$ 6,052,061.11	905
\$ 15,608,147.00	\$	\$	\$ 15,608,147.00	\$ 15,422,753.98	\$	\$ 15,422,753.98	\$ 185,393.02	\$ 185,393.02	906
952,541.00	952,541.00	916,931.66	916,931.66	35,609.34	35,609.34	907
2,687,520.00	2,687,520.00	2,334,588.79	2,334,588.79	352,951.21	352,951.21	908
583,580.00	583,580.00	418,064.11	418,064.11	165,515.89	165,515.89	909
1,047,726.00	1,142,373.49	706,210.79	706,210.79	436,162.70	436,162.70	910
74,500.00	74,500.00	74,500.00	74,500.00	911
11,600.00	11,600.00	10,408.16	10,408.16	1,191.84	1,191.84	912
.....	540,372.52	540,372.52	540,372.52	913
\$ 20,965,614.00	\$	\$	\$ 21,600,634.01	\$ 20,423,810.01	\$	\$ 20,423,810.01	\$ 1,176,824.00	\$ 1,176,824.00	914

ABSTRACT OF GENERAL REVENUE APPROPRIATIONS

Line No.	Dept. and Div. No.	Acct. No.	NAME OF APPROPRIATION	APPROPRIATIONS			
				Certifications from Prior Year	Less Reversions of Jan. 1, 1980	General Appropriation Act	Other
481-499			EDUCATION, DEPARTMENT OF AND COMMISSIONER OF EDUCATION (Continued)				
497			University of West Florida:				
			Educational and General—				
915	0101		Salaries	\$	\$	\$	\$
916	0103		Other Personal Services				
917	0104		Expenses				
918	0106		Operating Capital Outlay				
919	0108		Fixed Capital Outlay	57,696.85			
920	0110		Special Categories—Star Program				
921	0193		Salary Incentive Payment				
922	0199		Certifications Forward	448,189.44	10,111.25		
923			Total University of West Florida	\$ 505,886.29	\$ 10,111.25	\$	\$
498			Florida International University:				
			Educational and General—				
924	0101		Salaries	\$	\$	\$	\$
925	0103		Other Personal Services				
926	0104		Expenses				
927	0106		Operating Capital Outlay				
928	0108		Fixed Capital Outlay	91,076.05			
929	0110		Special Categories—Star				
930	0193		Salary Incentive Payment				
931	0199		Certifications Forward	853,852.38			
932			Total Florida International University	\$ 944,928.43	\$	\$	\$
499			University of North Florida:				
			Educational and General—				
933	0101		Salaries	\$	\$	\$	\$
934	0103		Other Personal Services				
935	0104		Expenses				
936	0106		Operating Capital Outlay				
937	0108		Fixed Capital Outlay	527,634.54			
938	0193		Salary Incentive Payment				
939	0199		Certifications Forward	114,418.28	62.24		
940			Total University of North Florida	\$ 642,052.82	\$ 62.24	\$	\$
941			TOTAL DEPARTMENT OF EDUCATION AND COMMISSIONER OF EDUCATION	\$ 20,497,759.18	\$ 610,096.94	\$ 2,178,456,341.00	\$ 31,900,000.00
510-519			ADMINISTRATION, DEPARTMENT OF				
510			Office of the Secretary:				
942	0101		Salaries	\$	\$	\$ 394,593.00	\$
943	0104		Expenses			89,774.00	
944	0106		Operating Capital Outlay			671.00	
	0119		Lump Sum—Matching Funds for Program for Energy Conversion in Schools, Hospitals and Local Governments			186,869.00	
945			Data Processing Services			5,248.00	
946	0191						
947			Total Office of the Secretary	\$	\$	\$ 677,155.00	\$
511			Division of Budget:				
948	0101		Salaries	\$	\$	\$ 1,389,681.00	\$
949	0103		Other Personal Services			4,000.00	
950	0104		Expenses			159,194.00	
951	0106		Operating Capital Outlay			14,427.00	
952	0110		Special Categories—Municipal and County Population Estimates			69,562.00	
953	0121		Special Categories—Indices to Enhance Economic Forecasting			31,900.00	
954	0191		Data Processing Services			2,000.00	
955			Total Division of Budget	\$	\$	\$ 1,670,764.00	\$
512			Division of State Planning:				
956	0101		Salaries	\$	\$	\$ 1,401,146.00	\$
957	0103		Other Personal Services			10,001.00	
958	0104		Expenses			257,732.00	
959	0106		Operating Capital Outlay			2,863.00	
960	0130		Aid to Local Government—Regional Planning Councils			500,000.00	
961	0191		Data Processing Services			21,426.00	
962			Total Division of State Planning	\$	\$	\$ 2,193,168.00	\$

ABSTRACT OF GENERAL REVENUE APPROPRIATIONS

Adjustments	Less Appropriations in Reserve	Plus Refunds and Restorations	Total Available	DISBURSEMENTS			Total Available Unexpended	Unexpended Appropriations June 30, 1980	Line No.
				Regular	Transfers	Total			
\$ 11,992,474.00	\$	\$	\$ 11,992,474.00	\$ 11,797,488.41	\$	\$ 11,797,488.41	\$ 194,985.59	\$ 194,985.59	915
823,005.00	823,005.00	801,637.22	801,637.22	21,367.78	21,367.78	916
2,533,340.00	2,533,340.00	2,228,499.24	2,228,499.24	304,840.76	304,840.76	917
592,096.00	592,096.00	376,422.26	376,422.26	215,673.74	215,673.74	918
558,618.00	616,314.85	354,335.23	354,335.23	261,979.62	261,979.62	919
14,000.00	14,000.00	14,000.00	14,000.00	920
10,400.00	10,400.00	9,318.13	9,318.13	1,081.87	1,081.87	921
.....	438,078.19	438,078.19	438,078.19	922
\$ 16,523,933.00	\$	\$	\$ 17,019,708.04	\$ 16,019,778.68	\$	\$ 16,019,778.68	\$ 999,929.36	\$ 999,929.36	923
\$ 22,023,085.00	\$	\$	\$ 22,023,085.00	\$ 21,643,158.15	\$	\$ 21,643,158.15	\$ 379,926.85	\$ 379,926.85	924
1,570,668.00	1,570,668.00	1,519,702.91	1,519,702.91	50,965.09	50,965.09	925
5,151,018.00	5,151,018.00	4,572,549.93	4,572,549.93	578,468.07	578,468.07	926
613,617.00	613,617.00	354,662.23	354,662.23	258,954.77	258,954.77	927
975,146.00	1,066,222.05	541,326.19	541,326.19	524,895.86	524,895.86	928
60,000.00	60,000.00	60,000.00	60,000.00	929
25,000.00	25,000.00	22,626.35	22,626.35	2,373.65	2,373.65	930
.....	853,852.38	853,852.38	853,852.38	931
\$ 30,418,534.00	\$	\$	\$ 31,363,462.43	\$ 29,567,878.14	\$	\$ 29,567,878.14	\$ 1,795,584.29	\$ 1,795,584.29	932
\$ 9,274,305.00	\$	\$	\$ 9,274,305.00	\$ 9,266,304.06	\$	\$ 9,266,304.06	\$ 8,000.94	\$ 8,000.94	933
593,552.00	593,552.00	589,631.01	589,631.01	3,920.99	3,920.99	934
1,622,036.00	1,622,036.00	1,520,188.29	1,520,188.29	101,847.71	101,847.71	935
176,902.00	176,902.00	123,875.67	123,875.67	53,026.33	53,026.33	936
408,587.00	936,221.54	382,111.04	382,111.04	554,110.50	554,110.50	937
10,700.00	10,700.00	9,601.26	9,601.26	1,098.74	1,098.74	938
.....	114,356.04	114,356.04	114,356.04	939
\$ 12,086,082.00	\$	\$	\$ 12,728,072.58	\$ 12,006,067.37	\$	\$ 12,006,067.37	\$ 722,005.21	\$ 722,005.21	940
\$ 18,046,963.87	\$ 7,196,369.00	\$	\$ 2,241,094,598.11	\$ 2,190,798,330.23	\$ 10,173,250.00	\$ 2,200,971,580.23	\$ 40,123,017.88	\$ 47,319,386.88	941
\$ (329,957.00)	\$	\$	\$ 64,636.00	\$ 64,636.00	\$	\$ 64,636.00	\$	\$	942
(80,570.00)	9,204.00	9,204.00	9,204.00	943
.....	671.00	671.00	671.00	944
(186,869.00)	945
(5,000.00)	248.00	248.00	248.00	946
\$ (602,396.00)	\$	\$	\$ 74,759.00	\$ 74,511.00	\$	\$ 74,511.00	\$ 248.00	\$ 248.00	947
\$ (1,389,681.00)	\$	\$	\$	\$	\$	\$	\$	\$	948
(4,000.00)	949
(159,194.00)	950
(14,427.00)	951
(69,562.00)	952
(31,900.00)	953
(2,000.00)	954
\$ (1,670,764.00)	\$	\$	\$	\$	\$	\$	\$	\$	955
\$ (1,401,146.00)	\$	\$	\$	\$	\$	\$	\$	\$	956
(10,001.00)	957
(257,732.00)	958
(2,863.00)	959
(500,000.00)	960
(21,428.00)	961
\$ (2,193,168.00)	\$	\$	\$	\$	\$	\$	\$	\$	962

ABSTRACT OF GENERAL REVENUE APPROPRIATIONS

Line No.	Dept. and Div. No.	Acct. No.	NAME OF APPROPRIATION	APPROPRIATIONS			
				Certifications from Prior Year	Less Reversions of Jan. 1, 1980	General Appropriation Act	Other
510-519			ADMINISTRATION, DEPARTMENT OF (Continued)				
	514		Division of Administrative Hearings:				
963	0101		Salaries	\$	\$	\$ 475,664.00	\$
964	0103		Other Personal Services	4,000.00
965	0104		Expenses	108,588.00
966	0106		Operating Capital Outlay	11,301.00
967	0199		Certifications Forward	10,083.49
968			Total Division of Administrative Hearings	\$ 10,083.49	\$	\$ 599,553.00	\$
	515		Division of Personnel:				
969	0110		Selected Categories—Administrative Management Training Project	\$	\$	\$ 75,000.00	\$
970	0120		Special Categories—Personnel Enhancements	698,254.00
971	0199		Certifications Forward	113,080.21
972			Total Division of Personnel	\$ 113,080.21	\$	\$ 773,254.00	\$
	516		Division of Retirement:				
973	0101		Salaries	\$	\$	\$	\$
974	0103		Other Personal Services
975	0104		Expenses
976	0106		Operating Capital Outlay
977	0109		Lump Sum—Local Retirement System Monitoring	225,000.00
978	0110		Special Categories—Elected State Officers—Retirement Credit Matching	50,000.00	50,000.00
979	0191		Data Processing Services
			Teachers Special Pensions—				
980	0447		Pensions and Benefits	100,000.00
			State Officers and Employees—				
981	0547		Pensions and Benefits	2,000,000.00
			Disability Benefits to Justices and Judges—				
982	0647		Pensions and Benefits	80,000.00
			Confederate Pensions—				
983	0747		Pensions and Benefits	19,000.00
			Special Pensions and Relief Acts—				
984	0847		Pensions and Benefits	19,000.00
			Minimum Benefits and Adjustment—				
985	0942		Pensions and Benefits	1,700,000.00	200,000.00
			Florida National Guard—				
986	1047		Pensions and Benefits	250,000.00	37,000.00
987			Total Division of Retirement	\$	\$	\$ 4,443,000.00	\$ 287,000.00
	518		Commission on Human Relations:				
988	0101		Salaries	\$	\$	\$	\$
989	0103		Other Personal Services
990	0104		Expenses
991	0106		Operating Capital Outlay
992	0199		Certifications Forward	47,715.55	471.50
993			Total Commission on Human Relations	\$ 47,715.55	\$ 471.50	\$	\$
994			TOTAL DEPARTMENT OF ADMINISTRATION	\$ 170,879.25	\$ 471.50	\$ 10,356,894.00	\$ 287,000.00
520-528			COMMUNITY AFFAIRS, DEPARTMENT OF				
	520		Office of the Secretary:				
995	0101		Salaries	\$	\$	\$ 377,352.00	\$
996	0103		Other Personal Services	25,000.00
997	0104		Expenses
998	0130		Aid to Local Government—Regional Planning Council
			Commission on Human Relations—				
999	0201		Salaries	424,194.00
1000	0204		Expenses	109,680.00
1001			Total Office of the Secretary	\$	\$	\$ 936,226.00	\$
	521		Division of Community Services:				
1002	0101		Salaries	\$	\$	\$ 144,674.00	\$
1003	0104		Expenses	50,061.00
1004	0106		Operating Capital Outlay	2,849.00
1005	0132		Aid to Local Governments—Transfer to the Community Services Trust Fund	1,000,000.00
1006	0134		Aid to Local Governments—Commission on Spanish Speaking Populace	157,410.00

*Authorized by Section 121.052, Florida Statutes.
 *Authorized by Section 112.362, Florida Statutes.
 *Authorized by Section 250.22, Florida Statutes.

ABSTRACT OF GENERAL REVENUE APPROPRIATIONS

Adjustments	Less Appropriations in Reserve	Plus Refunds and Restorations	Total Available	DISBURSEMENTS			Total Available Unexpended	Unexpended Appropriations June 30, 1980	Line No.
				Regular	Transfers	Total			
\$ 53,950.00	\$	\$	\$ 529,614.00	\$ 528,765.76	\$	\$ 528,765.76	\$ 848.24	\$ 848.24	963
			4,000.00	3,783.21		3,783.21	216.79	216.79	964
3,480.00			112,068.00	99,085.95		99,085.95	12,982.05	12,982.05	965
(5,500.00)			5,801.00	337.58		337.58	5,463.42	5,463.42	966
			10,083.49	10,083.49		10,083.49			967
\$ 51,930.00	\$	\$	\$ 661,566.49	\$ 642,055.99	\$	\$ 642,055.99	\$ 19,510.50	\$ 19,510.50	968
\$	\$	\$	\$ 75,000.00	\$	\$	\$	\$ 75,000.00	\$ 75,000.00	969
			698,254.00	275,219.28		275,219.28	423,034.72	423,034.72	970
			113,080.21	113,080.21		113,080.21			971
\$	\$	\$	\$ 886,334.21	\$ 388,299.49	\$	\$ 388,299.49	\$ 498,034.72	\$ 498,034.72	972
\$ 146,700.00	\$ 19,700.00	\$	\$ 127,000.00	\$ 60,450.68	\$	\$ 60,450.68	\$ 66,549.32	\$ 86,249.32	973
12,000.00			12,000.00			12,000.00	12,000.00	12,000.00	974
40,380.00			40,380.00	28,591.22		28,591.22	11,788.78	11,788.78	975
10,920.00			10,920.00	10,623.02		10,623.02	296.98	296.98	976
(225,000.00)									977
			100,000.00	61,108.56		61,108.56	38,891.44	38,891.44	978
15,000.00			15,000.00				15,000.00	15,000.00	979
			100,000.00	90,063.00		90,063.00	9,937.00	9,937.00	980
			2,000,000.00	1,660,807.83		1,660,807.83	339,192.17	339,192.17	981
			80,000.00	70,439.40		70,439.40	9,560.60	9,560.60	982
			19,000.00	14,623.92		14,623.92	4,376.08	4,376.08	983
			19,000.00	15,242.52		15,242.52	3,757.48	3,757.48	984
			1,900,000.00	1,898,492.75		1,898,492.75	1,507.25	1,507.25	985
			287,000.00	283,068.40		283,068.40	3,931.60	3,931.60	986
\$	\$ 19,700.00	\$	\$ 4,710,300.00	\$ 4,193,511.30	\$	\$ 4,193,511.30	\$ 516,788.70	\$ 536,488.70	987
\$ 439,081.00	\$	\$	\$ 439,081.00	\$ 429,925.32	\$	\$ 429,925.32	\$ 9,155.68	\$ 9,155.68	988
1,000.00			1,000.00	733.50		733.50	266.50	266.50	989
120,523.00			120,523.00	119,515.04		119,515.04	1,007.96	1,007.96	990
500.00			500.00	76.46		76.46	423.54	423.54	991
			47,244.05	47,244.05		47,244.05			992
\$ 561,104.00	\$	\$	\$ 608,348.05	\$ 597,494.37	\$	\$ 597,494.37	\$ 10,853.68	\$ 10,853.68	993
\$ (3,853,294.00)	\$ 19,700.00	\$	\$ 6,941,307.75	\$ 5,895,872.15	\$	\$ 5,895,872.15	\$ 1,045,435.60	\$ 1,065,135.60	994
\$ 79,184.00	\$	\$	\$ 456,536.00	\$ 456,292.10	\$	\$ 456,292.10	\$ 243.90	\$ 243.90	995
			25,000.00	12,500.00		12,500.00	12,500.00	12,500.00	996
10,946.00			10,946.00	10,843.79		10,843.79	102.21	102.21	997
500,000.00			500,000.00	499,999.94		499,999.94	.06	.06	998
(424,194.00)									999
(109,680.00)									1000
\$ 56,256.00	\$	\$	\$ 992,482.00	\$ 979,635.83	\$	\$ 979,635.83	\$ 12,846.17	\$ 12,846.17	1001
\$ 11,505.00	\$	\$	\$ 156,179.00	\$ 152,335.05	\$	\$ 152,335.05	\$ 3,843.95	\$ 3,843.95	1002
2,881.00			52,942.00	51,196.57		51,196.57	1,745.43	1,745.43	1003
			2,849.00	184.50		184.50	2,664.50	2,664.50	1004
			1,000,000.00	1,000,000.00		1,000,000.00			1005
(157,410.00)									1006

ABSTRACT OF GENERAL REVENUE APPROPRIATIONS

Line No.	Dept. and Div. No.	Acct. No.	NAME OF APPROPRIATION	APPROPRIATIONS			
				Certifications from Prior Year	Less Reversions of Jan. 1, 1980	General Appropriation Act	Other
520-528 COMMUNITY AFFAIRS, DEPARTMENT OF (Continued)							
521 Division of Community Services: (Continued)							
1007		0199	Certifications Forward	\$ 2,531.09	\$ 193.27	\$	\$
1008			Total Division of Community Services	\$ 2,531.09	\$ 193.27	\$ 1,354,994.00	\$
523 Division of Disaster Preparedness:							
1009		0101	Salaries	\$	\$	\$ 246,707.00	\$
1010		0103	Other Personal Services			3,037.00	
1011		0104	Expenses			90,559.00	
1012		0106	Operating Capital Outlay			17,811.00	
1013		0110	Special Categories—Payment to the Florida Wing of the Civil Air Patrol			50,000.00	
1014			Total Division of Disaster Preparedness	\$	\$	\$ 408,114.00	\$
524 Division of Veteran's Affairs:							
1015		0101	Salaries	\$	\$	\$ 783,067.00	\$
1016		0104	Expenses			60,184.00	
1017		0106	Operating Capital Outlay			8,616.00	
1018		0199	Certifications Forward	651.05	38.50		
1019			Total Division of Veteran's Affairs	\$ 651.05	\$ 38.50	\$ 851,867.00	\$
525 Division of Technical Assistance:							
1020		0101	Salaries	\$	\$	\$ 433,081.00	\$
1021		0103	Other Personal Services			64,344.00	
1022		0104	Expenses			80,957.00	
1023		0106	Operating Capital Outlay			5,512.00	
1024		0120	Special Categories—Census of Local Government			53,762.00	
1025		0130	Aid to Local Government—			717,340.00	
1026		0139	Lump Sum—Transfer to Neighborhood Housing Services Grant				500,000.00
1027		0191	Data Processing Services			2,667.00	
1028			Total Division of Technical Assistance	\$	\$	\$ 1,357,663.00	\$ 500,000.00
527 Division of Public Safety:							
1029		0101	Salaries	\$	\$	\$	\$
1030		0103	Other Personal Services				
1031		0104	Expenses				
1032		0106	Operating Capital Outlay				
1033		0110	Special Categories—Payment to Florida Wing of C.A.P.				
1034		0120	Special Categories—Undocumented Alien Response				300,000.00
1035		0191	Data Processing Services				
1036		0199	Certifications Forward	52,984.38	868.70		
1037			Total Division of Public Safety	\$ 52,984.38	\$ 868.70	\$	\$ 300,000.00
528 Local Resource Management:							
1038		0101	Salaries	\$	\$	\$	\$
1039		0103	Other Personal Services				
1040		0104	Expenses				
1041		0106	Operating Capital Outlay				
1042		0109	Lump Sum—Transfer to Neighborhood Housing Services Grant Fund				
1043		0130	Aid to Local Government—Comprehensive Planning Act				
1044		0191	Data Processing				
1045		0196	Certifications Forward—Aid to Local Governments	76,731.55	17,750.85		
1046		0199	Certifications Forward	33,411.25	5,896.04		
1047			Total Local Resource Management	\$ 110,142.80	\$ 23,646.89	\$	\$
1048			TOTAL DEPARTMENT OF COMMUNITY AFFAIRS	\$ 166,309.32	\$ 24,747.36	\$ 4,908,864.00	\$ 800,000.00
530-536 BUSINESS REGULATION, DEPARTMENT OF							
530 Office of Secretary:							
1049		0101	Salaries	\$	\$	\$ 454,956.00	\$
1050		0104	Expenses				
1051		0199	Certifications Forward	42,801.78	3,253.93		
1052			Total Office of Secretary	\$ 42,801.78	\$ 3,253.93	\$ 454,956.00	\$
534 Division of Alcoholic Beverages and Tobacco:							
1053		0101	Salaries	\$	\$	\$ 3,856,653.00	\$

*Authorized by Chapter 79-259, Laws of Florida.
 *Authorized by Chapter 252, Florida Statutes.

ABSTRACT OF GENERAL REVENUE APPROPRIATIONS

Adjustments	Less Appropriations in Reserve	Plus Refunds and Restorations	Total Available	DISBURSEMENTS			Total Available Unexpended	Unexpended Appropriations June 30, 1980	Line No.
				Regular	Transfers	Total			
\$	\$	\$	\$ 2,337.82	\$ 2,337.82	\$	\$ 2,337.82	\$	\$	1007
\$ (143,024.00)	\$	\$	\$ 1,214,307.82	\$ 1,206,053.94	\$	\$ 1,206,053.94	\$ 8,253.88	\$ 8,253.88	1008
\$ (246,707.00)	\$	\$	\$	\$	\$	\$	\$	\$	1009
(3,037.00)	\$	\$	\$	\$	\$	\$	\$	\$	1010
(90,559.00)	\$	\$	\$	\$	\$	\$	\$	\$	1011
(17,811.00)	\$	\$	\$	\$	\$	\$	\$	\$	1012
(50,000.00)	\$	\$	\$	\$	\$	\$	\$	\$	1013
\$ (408,114.00)	\$	\$	\$	\$	\$	\$	\$	\$	1014
\$ 33,671.00	\$	\$	\$ 816,738.00	\$ 794,202.50	\$	\$ 794,202.50	\$ 22,535.50	\$ 22,535.50	1015
3,707.00	\$	\$	63,891.00	54,351.92	\$	54,351.92	9,539.08	9,539.08	1016
	\$	\$	8,616.00	8,471.00	\$	8,471.00	145.00	145.00	1017
	\$	\$	612.55	612.55	\$	612.55			1018
\$ 37,378.00	\$	\$	\$ 889,857.55	\$ 857,637.97	\$	\$ 857,637.97	\$ 32,219.58	\$ 32,219.58	1019
\$ (433,081.00)	\$	\$	\$	\$	\$	\$	\$	\$	1020
(64,344.00)	\$	\$	\$	\$	\$	\$	\$	\$	1021
(80,957.00)	\$	\$	\$	\$	\$	\$	\$	\$	1022
(5,512.00)	\$	\$	\$	\$	\$	\$	\$	\$	1023
(53,762.00)	\$	\$	\$	\$	\$	\$	\$	\$	1024
(717,340.00)	\$	\$	\$	\$	\$	\$	\$	\$	1025
(500,000.00)	\$	\$	\$	\$	\$	\$	\$	\$	1026
(2,667.00)	\$	\$	\$	\$	\$	\$	\$	\$	1027
\$ (1,857,663.00)	\$	\$	\$	\$	\$	\$	\$	\$	1028
\$ 559,892.00	\$	\$	\$ 559,892.00	\$ 556,713.93	\$	\$ 556,713.93	\$ 3,178.07	\$ 3,178.07	1029
18,538.00	\$	\$	18,538.00	14,952.33	\$	14,952.33	3,585.67	3,585.67	1030
164,192.00	\$	\$	164,192.00	142,520.40	\$	142,520.40	21,671.80	21,671.80	1031
11,922.00	\$	\$	11,922.00	10,811.22	\$	10,811.22	1,110.78	1,110.78	1032
50,000.00	\$	\$	50,000.00	50,000.00	\$	50,000.00			1033
	\$	\$	300,000.00	249,467.56	\$	249,467.56	50,532.44	50,532.44	1034
360.00	\$	\$	360.00	335.96	\$	335.96	24.04	24.04	1035
	\$	\$	52,115.68	52,115.68	\$	52,115.68			1036
\$ 804,904.00	\$	\$	\$ 1,157,019.68	\$ 1,076,917.08	\$	\$ 1,076,917.08	\$ 80,102.60	\$ 80,102.60	1037
\$ 900,813.00	\$	\$	\$ 900,813.00	\$ 870,964.37	\$	\$ 870,964.37	\$ 29,848.63	\$ 29,848.63	1038
133,474.00	\$	\$	133,474.00	57,212.29	\$	57,212.29	76,261.71	76,261.71	1039
178,761.00	\$	\$	178,761.00	177,071.98	\$	177,071.98	1,689.02	1,689.02	1040
7,094.00	\$	\$	7,094.00	2,899.44	\$	2,899.44	4,194.56	4,194.56	1041
500,000.00	\$	\$	500,000.00	500,000.00	\$	500,000.00			1042
673,340.00	\$	\$	673,340.00	525,216.10	\$	525,216.10	148,123.90	148,123.90	1043
29,667.00	\$	\$	29,667.00	10,459.93	\$	10,459.93	19,207.07	19,207.07	1044
	\$	\$	58,980.70	58,980.70	\$	58,980.70			1045
	\$	\$	27,515.21	27,515.21	\$	27,515.21			1046
\$ 2,423,149.00	\$	\$	\$ 2,509,644.91	\$ 1,730,320.02	\$ 500,000.00	\$ 2,230,320.02	\$ 279,324.89	\$ 279,324.89	1047
\$ 912,886.00	\$	\$	\$ 6,763,311.96	\$ 5,850,564.84	\$ 500,000.00	\$ 6,350,564.84	\$ 412,747.12	\$ 412,747.12	1048
\$ 52,354.00	\$	\$	\$ 507,310.00	\$ 507,310.00	\$	\$ 507,310.00	\$	\$	1049
2,623.00	\$	\$	2,623.00	2,623.00	\$	2,623.00			1050
	\$	\$	39,547.85	39,547.85	\$	39,547.85			1051
\$ 54,977.00	\$	\$	\$ 549,480.85	\$ 549,480.85	\$	\$ 549,480.85	\$	\$	1052
\$ 334,417.00	\$	\$	\$ 3,991,070.00	\$ 3,791,932.95	\$	\$ 3,791,932.95	\$ 199,137.05	\$ 199,137.05	1053

ABSTRACT OF GENERAL REVENUE APPROPRIATIONS

Line No.	Dept. and Div. No.	Acct. No.	NAME OF APPROPRIATION	APPROPRIATIONS			
				Certifications from Prior Year	Less Reversions of Jan. 1, 1980	General Appropriation Act	Other
530-536			BUSINESS REGULATION, DEPARTMENT OF (Continued)				
	534		Division of Alcoholic Beverages and Tobacco: (Continued)				
1054	0103		Other Personal Services	\$	\$	\$ 10,650.00	\$
1055	0104		Expenses			1,099,638.00	
1056	0106		Operating Capital Outlay			255,602.00	
1057	0191		Data Processing Services			107,254.00	
1058	0193		Salary Incentive Payment				
1059	0199		Certifications Forward	140,176.30	335.47		
1060			Total Division of Alcoholic Beverages and Tobacco	\$ 140,176.30	\$ 335.47	\$ 5,129,797.00	\$
	535		Division of General Regulations:				
1061	0101		Salaries	\$	\$	\$ 173,027.00	\$
1062	0103		Other Personal Services			688.00	
1063	0104		Expenses			55,924.00	
1064	0106		Operating Capital Outlay			2,584.00	
1065	0199		Certifications Forward	2,779.07	228.65		
1066			Total Division of General Regulations	\$ 2,779.07	\$ 228.65	\$ 232,223.00	\$
1067			TOTAL DEPARTMENT OF BUSINESS REGULATION	\$ 185,757.15	\$ 3,818.05	\$ 5,816,976.00	\$
540-546			LABOR AND EMPLOYMENT SECURITY, DEPARTMENT OF				
	540		Offices of the Secretary and Administrative Services:				
1068	0101		Salaries	\$	\$	\$ 82,598.00	\$
1069	0104		Expenses			16,601.00	
1070	0106		Operating Capital Outlay			3,745.00	
1071	0199		Certifications Forward	2,275.52	54.00		
			Public Employee Relations Commission—				
1072	0901		Salaries			764,033.00	
1073	0903		Other Personal Services			134,098.00	
1074	0904		Expenses			230,307.00	
1075	0906		Operating Capital Outlay				
1076	0999		Certifications Forward	26,860.59	11,877.28		
1077			Total Offices of the Secretary and Administrative Services	\$ 29,136.11	\$ 11,931.28	\$ 1,231,382.00	\$
	541		Division of Labor:				
1078	0101		Salaries	\$	\$	\$ 635,998.00	\$
1079	0103		Other Personal Services			6,500.00	
1080	0104		Expenses			179,932.00	
1081	0106		Operating Capital Outlay			6,637.00	
1082	0191		Data Processing Services			30,190.00	
1083	0199		Certifications Forward	14,927.76	9,534.61		
1084			Total Division of Labor	\$ 14,927.76	\$ 9,534.61	\$ 859,257.00	\$
	542		Division of Employment Security:				
1085	0101		Salaries	\$	\$	\$ 108,789.00	\$
1086	0104		Expenses			15,907.00	
1087	0106		Operating Capital Outlay			518.00	
1088	0199		Certifications Forward	1,067.23	729.25		
1089			Total Division of Employment Security	\$ 1,067.23	\$ 729.25	\$ 125,214.00	\$
1090			TOTAL DEPARTMENT OF LABOR AND EMPLOYMENT SECURITY	\$ 45,131.10	\$ 22,195.14	\$ 2,215,853.00	\$
550-557			TRANSPORTATION DEPARTMENT OF				
	551		Division of Public Transportation Operations:				
1091	0108		Fixed Capital Outlay	\$ 6,796,382.69	\$	\$	\$
1092			Total Division of Public Transportation Operations	\$ 6,796,382.69	\$	\$	\$
	553		Division of Road Operations:				
1093	0108		FCO—State Road Projects (78-80) Supplements	\$	\$	\$ 50,000,000.00	\$
1094			Total Division of Road Operations	\$	\$	\$ 50,000,000.00	\$
	557		Division of Public Transportation Operations:				
1095	0130		Aid to Local Governments—Mass Transit Matching Grants	\$	\$	\$ 22,800,000.00	\$
1096			Total Division of Public Transportation Operations	\$	\$	\$ 22,800,000.00	\$
1097			TOTAL DEPARTMENT OF TRANSPORTATION	\$ 6,796,382.69	\$	\$ 72,800,000.00	\$

ABSTRACT OF GENERAL REVENUE APPROPRIATIONS

Adjustments	Less Appropriations in Reserve	Plus Refunds and Restorations	Total Available	DISBURSEMENTS			Total Available Unexpended	Unexpended Appropriations June 30, 1980	Line No.
				Regular	Transfers	Total			
\$ 10,248.00	\$	\$	\$ 20,898.00	\$ 15,092.64	\$	\$ 15,092.64	\$ 5,805.36	\$ 5,805.36	1054
32,466.00	1,132,104.00	1,050,928.67	1,050,928.67	81,175.33	81,175.33	1055
(2,500.00)	253,102.00	183,893.93	183,893.93	69,208.07	69,208.07	1056
.....	107,254.00	96,422.46	96,422.46	10,831.54	10,831.54	1057
132,080.00	132,080.00	114,757.05	114,757.05	17,322.95	17,322.95	1058
.....	139,840.83	139,840.83	139,840.83	1059
\$ 506,711.00	\$	\$	\$ 5,776,348.83	\$ 5,392,868.53	\$	\$ 5,392,868.53	\$ 383,480.30	\$ 383,480.30	1060
\$ (75,625.00)	\$	\$	\$ 97,402.00	\$ 81,488.49	\$	\$ 81,488.49	\$ 15,913.51	\$ 15,913.51	1061
.....	688.00	534.64	534.64	153.36	153.36	1062
(23,941.00)	1,542.00	30,441.00	25,098.54	25,098.54	5,342.46	6,884.46	1063
.....	2,584.00	2,584.00	2,584.00	1064
.....	2,550.42	2,550.42	2,550.42	1065
\$ (99,566.00)	\$ 1,542.00	\$	\$ 133,665.42	\$ 109,672.09	\$	\$ 109,672.09	\$ 23,993.33	\$ 25,535.33	1066
\$ 462,122.00	\$ 1,542.00	\$	\$ 6,459,495.10	\$ 6,052,021.47	\$	\$ 6,052,021.47	\$ 407,473.63	\$ 409,015.83	1067
\$ 2,209.00	\$ 50,000.00	\$	\$ 34,807.00	\$ 34,585.75	\$	\$ 34,585.75	\$ 221.25	\$ 50,221.25	1068
60.00	31.00	16,630.00	16,324.80	16,324.80	305.20	336.20	1069
.....	3,745.00	3,262.97	3,262.97	482.03	482.03	1070
.....	2,221.52	2,221.52	2,221.52	1071
56,454.00	38,686.00	781,801.00	762,225.36	762,225.36	19,575.64	58,261.64	1072
.....	33,524.00	100,574.00	42,351.27	42,351.27	58,222.73	91,746.73	1073
(38,975.00)	2,793.00	188,539.00	150,875.72	150,875.72	37,663.28	40,456.28	1074
41,295.00	41,295.00	34,773.56	34,773.56	6,521.44	6,521.44	1075
.....	14,983.31	14,983.31	14,983.31	1076
\$ 61,043.00	\$ 125,034.00	\$	\$ 1,184,595.83	\$ 1,061,604.26	\$	\$ 1,061,604.26	\$ 122,991.57	\$ 248,025.57	1077
\$ 32,840.00	\$	\$	\$ 668,838.00	\$ 637,341.22	\$	\$ 637,341.22	\$ 31,496.78	\$ 31,496.78	1078
2,500.00	9,000.00	6,085.39	6,085.39	2,914.61	2,914.61	1079
12,134.00	192,066.00	174,728.67	174,728.67	17,337.33	17,337.33	1080
.....	6,637.00	3,307.95	3,307.95	3,329.05	3,329.05	1081
(7,644.00)	6,578.00	15,968.00	5,487.14	5,487.14	10,480.86	17,058.86	1082
.....	5,393.15	5,393.15	5,393.15	1083
\$ 39,830.00	\$ 6,578.00	\$	\$ 897,902.15	\$ 832,343.52	\$	\$ 832,343.52	\$ 65,558.63	\$ 72,136.63	1084
\$ 7,228.00	\$	\$	\$ 116,017.00	\$ 116,017.00	\$	\$ 116,017.00	\$	\$	1085
3,705.00	19,612.00	19,612.00	19,612.00	1086
.....	518.00	518.00	518.00	1087
.....	337.98	337.98	337.98	1088
\$ 10,933.00	\$	\$	\$ 136,484.98	\$ 136,484.98	\$	\$ 136,484.98	\$	\$	1089
\$ 111,806.00	\$ 131,612.00	\$	\$ 2,218,982.96	\$ 2,030,432.76	\$	\$ 2,030,432.76	\$ 188,550.20	\$ 320,162.20	1090
\$	\$	\$	\$ 6,796,382.69	\$ 5,545,084.95	\$	\$ 5,545,084.95	\$ 1,251,297.74	\$ 1,251,297.74	1091
\$	\$	\$	\$ 6,796,382.69	\$ 5,545,084.95	\$	\$ 5,545,084.95	\$ 1,251,297.74	\$ 1,251,297.74	1092
\$	\$ 28,577,830.00	\$	\$ 21,422,170.00	\$ 19,091,122.67	\$	\$ 19,091,122.67	\$ 2,331,047.33	\$ 30,908,877.33	1093
\$	\$ 28,577,830.00	\$	\$ 21,422,170.00	\$ 19,091,122.67	\$	\$ 19,091,122.67	\$ 2,331,047.33	\$ 30,908,877.33	1094
\$	\$ 22,800,000.00	\$	\$	\$	\$	\$	\$	\$ 22,800,000.00	1095
\$	\$ 22,800,000.00	\$	\$	\$	\$	\$	\$	\$ 22,800,000.00	1096
\$	\$ 51,377,830.00	\$	\$ 28,218,552.69	\$ 24,636,207.62	\$	\$ 24,636,207.62	\$ 3,582,345.07	\$ 54,960,175.07	1097

ABSTRACT OF GENERAL REVENUE APPROPRIATIONS

Line No.	Dept. and Div. No.	Acct. No.	NAME OF APPROPRIATION	APPROPRIATIONS			
				Certifications from Prior Year	Less Reversions of Jan. 1, 1980	General Appropriation Act	Other
580 DEPARTMENT OF ENVIRONMENTAL REGULATION							
1098	0101		Salaries	\$	\$	\$ 7,904,663.00	\$
1099	0103		Other Personal Services			85,200.00	
1100	0104		Expenses			2,043,594.00	
1101	0106		Operating Capital Outlay			413,017.00	
1102	0120		U.S. Geological Survey Co-Op Agreements			148,000.00	
1103	0121		Special Categories—Loxahatchee River Basin Study			47,500.00	
1104	0128		FCO—Aid to Water Management Districts	5,664,507.65			
1105	0129		Lump Sum—Environmental Permitting of Industrial Projects				50,000.00
1106	0130		Aid to Local Governments—Water Management Districts			2,189,450.00	
1107	0131		Aid to Local Governments—Aid to Kissimmee River Council			500,000.00	
1108	0132		Aid to Local Governments—Water Management District—Operations			1,861,100.00	
1109	0160		Special Categories—Water Resource Management			271,085.00	
1110	0168		Water Resource Management	1,123,598.71			
1111	0191		Data Processing Services			542,313.00	
1112	0196		Certifications Forward—Aid to Local Government	137,500.00			
1113	0199		Certifications Forward	543,027.56	4,302.86		
1114			Total Department of Environmental Regulation	\$ 7,468,833.92	\$ 4,302.86	\$ 16,005,922.00	\$ 50,000.00
580-583 PROFESSIONAL REGULATION, DEPARTMENT OF							
580 Office of the Secretary and Division of General Services:							
1115	0199		Certifications Forward	\$ 50,530.15	\$ 116.03	\$	\$
1116			TOTAL DEPARTMENT OF PROFESSIONAL REGULATION	\$ 50,530.15	\$ 116.03	\$	\$
590-604 HEALTH AND REHABILITATIVE SERVICES, DEPARTMENT OF							
590 Service Delivery Management and Support Services:							
Control—							
1117	0001		Salaries	\$	\$	\$ 20,111,498.00	\$
1118	0003		Other Personal Services			82,589.00	
1119	0004		Expenses			3,968,456.00	
1120	0006		Operating Capital Outlay			146,573.00	
1121	0007		Food Products			15,505.00	
1122	0010		Special Categories—Purchased Client Services			87,162.00	
1123	0040		Aid to Local Governments—Transportation Services			44,625.00	
1124	0099		Certifications Forward	949,892.52	2,769.13		
District I—							
1125	0101		Salaries				
1126	0104		Expenses				
1127	0106		Operating Capital Outlay				
1128	0110		Special Categories—Purchased Client Services				
1129	0124		Special Categories—Transportation of Runaways				
1130	0142		Special Categories—Emergency Shelter Care for Child				
1131	0199		Certifications Forward		5.62		
District II—							
1132	0201		Salaries				
1133	0203		Other Personal Services				
1134	0204		Expenses				
1135	0206		Operating Capital Outlay				
1136	0210		Special Categories—Purchased Client Services				
1137	0224		Special Categories—Transportation of Runaways				
1138	0240		Aid to Local Governments—Transportation Services				
1139	0242		Special Categories—Emergency Shelter Care for Children				
1140	0299		Certifications Forward		10,526.41		
District III—							
1141	0301		Salaries				
1142	0304		Expenses				
1143	0306		Operating Capital Outlay				
1144	0310		Special Categories—Purchased Client Services				
1145	0324		Special Categories—Transportation Services				
1146	0342		Special Categories—Emergency Shelter Care for Children				
1147	0399		Certifications Forward		9,837.84		
District IV—							
1148	0401		Salaries				
1149	0404		Expenses				
1150	0406		Operating Capital Outlay				
1151	0410		Special Categories—Purchased Client Services				
1152	0424		Special Categories—Transportation of Runaways				
1153	0442		Special Categories—Emergency Shelter Care for Children				
1154	0499		Certifications Forward		10,736.78		
District V—							
1155	0501		Salaries				
1156	0503		Other Personal Services				
1157	0504		Expenses				

*Authorized by Chapter 79-147, Laws of Florida.

ABSTRACT OF GENERAL REVENUE APPROPRIATIONS

Adjustments	Less Appropriations in Reserve	Plus Refunds and Restorations	Total Available	DISBURSEMENTS			Total Available Unexpended	Unexpended Appropriations June 30, 1980	Line No.
				Regular	Transfers	Total			
\$ 457,943.00			\$ 8,362,606.00	\$ 8,360,087.11		\$ 8,360,087.11	\$ 2,518.89	\$ 2,518.89	1098
17,155.00			102,355.00	87,537.96		87,537.96	14,817.04	14,817.04	1099
8,270.00			2,051,864.00	2,013,965.53		2,013,965.53	37,898.47	37,898.47	1100
19,099.00			432,116.00	287,877.25		287,877.25	144,238.75	144,238.75	1101
			148,000.00				148,000.00	148,000.00	1102
			47,500.00				47,500.00	47,500.00	1103
	5,090,663.23		573,844.42	219,136.83		219,136.83	354,707.59	5,445,370.82	1104
	50,000.00							50,000.00	1105
	509,450.00		1,680,000.00	1,680,000.00		1,680,000.00		509,450.00	1106
			500,000.00	500,000.00		500,000.00			1107
			1,861,100.00	1,861,100.00		1,861,100.00			1108
			271,085.00	10,000.00		10,000.00	261,085.00	261,085.00	1109
			1,123,596.71	666,291.06		666,291.06	457,307.65	457,307.65	1110
(15,040.00)			527,273.00	416,949.96		416,949.96	110,323.04	110,323.04	1111
			137,500.00	137,500.00		137,500.00			1112
			538,724.70	538,724.70		538,724.70			1113
\$ 487,427.00	\$ 5,650,113.23		\$ 18,357,566.83	\$ 16,779,170.40		\$ 16,779,170.40	\$ 1,578,396.43	\$ 7,228,509.66	1114
			\$ 50,414.12	\$ 50,414.12		\$ 50,414.12			1115
			\$ 50,414.12	\$ 50,414.12		\$ 50,414.12			1116
\$ (20,111,498.00)									1117
(82,589.00)									1118
(3,908,456.00)	60,000.00								1119
(146,573.00)									1120
(11,829.00)	3,876.00								1121
(87,162.00)									1122
(44,625.00)									1123
(904,559.59)			42,563.80	42,563.80		42,563.80			1124
1,247,950.00			1,247,950.00	1,204,990.62		1,204,990.62	42,959.38	42,959.38	1125
250,844.00			250,844.00	234,375.30		234,375.30	16,468.70	16,468.70	1126
11,714.00			11,714.00	11,215.46		11,215.46	498.54	498.54	1127
5,000.00			5,000.00				5,000.00	5,000.00	1128
2,899.00			2,899.00	625.35		625.35	2,273.65	2,273.65	1129
32,717.00			32,717.00	24,497.03		24,497.03	8,219.97	8,219.97	1130
60,536.56			60,530.94	60,530.94		60,530.94			1131
1,794,992.00			1,794,992.00	1,739,821.71		1,739,821.71	55,370.29	55,370.29	1132
870.00			870.00	870.00		870.00			1133
323,709.00			323,709.00	323,695.94		323,695.94	13.06	13.06	1134
7,870.00			7,870.00	4,935.83		4,935.83	2,934.17	1,934.17	1135
37,162.00			37,162.00				37,162.00	37,162.00	1136
4,394.00			4,394.00	3,056.10		3,056.10	1,337.90	1,337.90	1137
44,825.00			44,825.00	44,825.00		44,825.00			1138
26,913.00			26,913.00	18,169.53		18,169.53	8,743.47	8,743.47	1139
75,731.83			65,205.42	65,205.42		65,205.42			1140
1,822,810.00			1,822,810.00	1,768,777.72		1,768,777.72	54,032.28	54,032.28	1141
361,536.00			361,536.00	347,044.22		347,044.22	14,491.78	14,491.78	1142
24,658.00			24,658.00	23,509.94		23,509.94	1,148.06	1,148.06	1143
5,000.00			5,000.00				5,000.00	5,000.00	1144
6,726.00			6,726.00	5,477.37		5,477.37	1,248.63	1,248.63	1145
44,147.00			44,147.00	38,297.51		38,297.51	5,849.49	5,849.49	1146
91,314.99			81,477.15	81,477.15		81,477.15			1147
2,681,474.00			2,681,474.00	2,662,714.70		2,662,714.70	18,759.30	18,759.30	1148
448,239.00			448,239.00	448,088.99		448,088.99	170.01	170.01	1149
10,742.00			10,742.00	10,635.20		10,635.20	106.80	106.80	1150
5,000.00			5,000.00				5,000.00	5,000.00	1151
8,860.00			8,860.00	7,570.65		7,570.65	1,289.35	1,289.35	1152
116,119.00			116,119.00	103,792.75		103,792.75	12,326.25	12,326.25	1153
68,126.30			57,389.52	57,389.52		57,389.52			1154
1,865,219.00			1,865,219.00	1,796,339.06		1,796,339.06	68,879.94	68,879.94	1155
2,414.00			2,414.00	1,726.22		1,726.22	687.78	687.78	1156
333,843.00			333,843.00	333,414.28		333,414.28	428.72	428.72	1157

ABSTRACT OF GENERAL REVENUE APPROPRIATIONS

Line No.	Dept. and Div. No.	Acct. No.	NAME OF APPROPRIATION	APPROPRIATIONS			
				Certifications from Prior Year	Less Reversions of Jan. 1, 1980	General Appropriation Act	Other
590-604			HEALTH AND REHABILITATIVE SERVICES, DEPARTMENT OF (Continued)				
590			Service Delivery Management and Support Services: (Continued)				
			District V— (Continued)				
1156	0506		Operating Capital Outlay	\$	\$	\$	\$
1159	0510		Special Categories—Purchased Client Services
1160	0524		Special Categories—Transportation of Runaways
1161	0542		Special Categories—Emergency Shelter Care for Children
1162	0599		Certifications Forward	781.18
			District VI—				
1163	0601		Salaries
1164	0603		Other Personal Services
1165	0604		Expenses
1166	0606		Operating Capital Outlay
1167	0610		Special Categories—Purchased Client Services
1168	0624		Special Categories—Transportation of Runaways
1169	0642		Special Categories—Emergency Shelter Care for Children
1170	0699		Certifications Forward	2,798.42
			District VII—				
1171	0701		Salaries
1172	0703		Other Personal Services
1173	0704		Expenses
1174	0706		Operating Capital Outlay
1175	0710		Special Categories—Purchased Client Services
1176	0724		Special Categories—Transportation of Runaways
1177	0742		Special Categories—Emergency Shelter Care for Children
1178	0799		Certifications Forward	5,614.02
			District VIII—				
1179	0801		Salaries
1180	0804		Expenses
1181	0806		Operating Capital Outlay
1182	0810		Special Categories—Purchased Client Services
1183	0824		Special Categories—Transportation of Runaways
1184	0842		Special Categories—Emergency Shelter Care for Children
1185	0899		Certifications Forward	401.39
			District IX—				
1186	0901		Salaries
1187	0903		Other Personal Services
1188	0904		Expenses
1189	0906		Operating Capital Outlay
1190	0907		Food Products
1191	0910		Special Categories—Purchased Client Services
1192	0924		Special Categories—Transportation of Runaways
1193	0942		Special Categories—Emergency Shelter Care for Children
1194	0999		Certifications Forward	5,031.25
			District X—				
1195	1001		Salaries
1196	1003		Other Personal Services
1197	1004		Expenses
1198	1006		Operating Capital Outlay
1199	1010		Special Categories—Purchased Client Services
1200	1024		Special Categories—Transportation of Runaways
1201	1042		Special Categories—Emergency Shelter Care for Children
1202	1099		Certifications Forward	13,074.84
			District XI—				
1203	1101		Salaries
1204	1103		Other Personal Services
1205	1104		Expenses
1206	1106		Operating Capital Outlay
1207	1110		Special Categories—Purchased Client Services
1208	1124		Special Categories—Transportation of Runaways
1209	1142		Special Categories—Emergency Shelter Care for Children
1210	1199		Certifications Forward	31,458.36
1211			Total Service Delivery Management and Support Services	\$ 949,892.52	\$ 93,035.24	\$ 24,456,408.00	\$
591			District Administration:				
			Control—				
1212	0001		Salaries	\$	\$	\$ 9,798,783.00	\$
1213	0003		Other Personal Services	84,270.00
1214	0004		Expenses	2,269,381.00
1215	0006		Operating Capital Outlay	131,199.00
1216	0010		Special Categories—Purchased Client Information Services	70,000.00
1217	0020		Special Categories—Citizen Advocacy Committee	83,515.00
1218	0099		Certifications Forward	423,337.83

ABSTRACT OF GENERAL REVENUE APPROPRIATIONS

Adjustments	Less Appropriations in Reserve	Plus Refunds and Restorations	Total Available	DISBURSEMENTS			Total Available Unexpended	Unexpended Appropriations June 30, 1980	Line No.
				Regular	Transfers	Total			
\$ 31,874.00	\$	\$	\$ 31,874.00	\$ 27,871.00	\$	\$ 27,871.00	\$ 4,003.00	\$ 4,003.00	1158
5,000.00	5,000.00	5,000.00	5,000.00	1159
7,357.00	7,357.00	6,056.91	6,056.91	1,300.09	1,300.09	1160
77,846.00	77,846.00	60,736.65	60,736.65	17,109.35	17,109.35	1161
62,275.18	61,494.00	61,494.00	61,494.00	1162
2,269,926.00	2,269,926.00	2,191,303.85	2,191,303.85	78,622.15	78,622.15	1163
2,708.00	2,708.00	2,175.84	2,175.84	532.16	532.16	1164
331,847.00	331,847.00	307,757.77	307,757.77	24,089.23	24,089.23	1165
26,568.00	26,568.00	26,556.50	26,556.50	11.50	11.50	1166
5,000.00	5,000.00	5,000.00	5,000.00	1167
1,367.00	1,367.00	1,366.98	1,366.98	.02	.02	1168
92,426.00	92,426.00	77,160.06	77,160.06	15,265.94	15,265.94	1169
99,056.82	96,258.40	96,258.40	96,258.40	1170
1,764,979.00	1,764,979.00	1,748,313.85	1,748,313.85	16,665.15	16,665.15	1171
600.00	600.00	100.00	100.00	500.00	500.00	1172
367,750.00	367,750.00	365,258.04	365,258.04	2,491.96	2,491.96	1173
11,450.00	11,450.00	11,193.74	11,193.74	256.26	256.26	1174
5,000.00	5,000.00	5,000.00	5,000.00	1175
3,629.00	3,629.00	3,362.31	3,362.31	266.69	266.69	1176
63,548.00	63,548.00	46,762.55	46,762.55	16,785.45	16,785.45	1177
93,685.57	88,071.55	88,071.55	88,071.55	1178
2,086,271.00	2,086,271.00	2,039,796.50	2,039,796.50	46,472.50	46,472.50	1179
487,502.00	487,502.00	447,420.87	447,420.87	40,081.13	40,081.13	1180
11,814.00	11,814.00	11,248.54	11,248.54	565.46	565.46	1181
5,000.00	5,000.00	1,166.10	1,166.10	3,833.90	3,833.90	1182
11,503.00	11,503.00	8,433.82	8,433.82	3,069.18	3,069.18	1183
42,772.00	42,772.00	34,840.59	34,840.59	7,931.41	7,931.41	1184
60,839.90	60,438.51	60,438.51	60,438.51	1185
1,664,380.00	1,664,380.00	1,615,453.51	1,615,453.51	48,926.49	48,926.49	1186
5,000.00	5,000.00	2,634.67	2,634.67	2,365.33	2,365.33	1187
400,610.00	400,610.00	392,417.01	392,417.01	8,192.99	8,192.99	1188
11,451.00	11,451.00	9,956.94	9,956.94	1,494.06	1,494.06	1189
11,629.00	11,629.00	7,992.56	7,992.56	3,636.44	3,636.44	1190
20,900.00	20,900.00	6,951.08	6,951.08	13,948.92	13,948.92	1191
4,211.00	4,211.00	3,759.35	3,759.35	451.65	451.65	1192
41,659.00	41,659.00	40,386.88	40,386.88	1,272.12	1,272.12	1193
70,626.66	65,595.43	65,595.43	65,595.43	1194
1,848,545.00	1,848,545.00	1,794,201.81	1,794,201.81	54,343.19	54,343.19	1195
9,333.00	9,333.00	7,437.29	7,437.29	1,895.71	1,895.71	1196
354,516.00	354,516.00	347,448.20	347,448.20	7,067.80	7,067.80	1197
21,483.00	21,483.00	21,379.46	21,379.46	103.54	103.54	1198
20,900.00	20,900.00	8,877.60	8,877.60	12,022.40	12,022.40	1199
13,074.00	13,074.00	8,728.25	8,728.25	4,345.75	4,345.75	1200
54,206.00	54,206.00	46,516.72	46,516.72	7,689.28	7,689.28	1201
95,604.34	82,529.50	82,529.50	82,529.50	1202
2,719,691.00	2,719,691.00	2,609,535.32	2,609,535.32	110,155.68	110,155.68	1203
62,997.00	62,997.00	33,987.20	33,987.20	29,009.80	29,009.80	1204
581,657.00	581,657.00	581,292.21	581,292.21	364.79	364.79	1205
17,003.00	17,003.00	5,578.37	5,578.37	11,424.63	11,424.63	1206
132,200.00	132,200.00	26,900.00	26,900.00	105,300.00	105,300.00	1207
11,200.00	11,200.00	5,838.07	5,838.07	5,361.93	5,361.93	1208
74,406.00	74,406.00	54,808.93	54,808.93	19,597.07	19,597.07	1209
126,761.42	95,303.06	95,303.06	95,303.06	1210
\$ 2,930,702.00	\$ 63,876.00	\$	\$ 28,180,091.28	\$ 27,065,869.66	\$	\$ 27,065,869.66	\$ 1,114,221.62	\$ 1,178,097.82	1211
\$ (9,798,783.00)	\$	\$	\$	\$	\$	\$	\$	\$	1212
(84,270.00)	1213
(2,269,381.00)	1214
(131,199.00)	1215
(70,000.00)	1216
(83,515.00)	1217
(423,337.83)	1218

ABSTRACT OF GENERAL REVENUE APPROPRIATIONS

Line No.	Dept. and Div. No.	Acct. No.	NAME OF APPROPRIATION	APPROPRIATIONS			
				Certifications from Prior Year	Less Reversions of Jan. 1, 1980	General Appropriation Act	Other
590-604			HEALTH AND REHABILITATIVE SERVICES, DEPARTMENT OF (Continued)				
591			District Administration: (Continued)				
			District I—				
1219	0101		Salaries	\$	\$	\$	\$
1220	0104		Expenses				
1221	0106		Operating Capital Outlay				
1222	0120		Special Categories—Citized Advocacy Committees and Advisory Councils				
1223	0199		Certifications Forward				
			District II—				
1224	0201		Salaries				
1225	0203		Other Personal Services				
1226	0204		Expenses				
1227	0206		Operating Capital Outlay				
1228	0220		Special Categories—Citizen Advocacy Committees and Advisory Councils				
1229	0299		Certifications Forward		581.08		
			District III—				
1230	0301		Salaries				
1231	0304		Expenses				
1232	0306		Operating Capital Outlay				
1233	0320		Special Categories—Citizen Advocacy Committees and Advisory Council				
1234	0399		Certifications Forward		2,093.41		
			District IV—				
1235	0401		Salaries				
1236	0403		Other Personal Services				
1237	0404		Expenses				
1238	0406		Operating Capital Outlay				
1239	0420		Special Categories—Citizen Advocacy Committees and Advisory Council				
1240	0499		Certifications Forward		1,557.56		
			District V—				
1241	0501		Salaries				
1242	0503		Other Personal Services				
1243	0504		Expenses				
1244	0506		Operating Capital Outlay				
1245	0520		Special Categories—Citizen Advocacy Committees and Advisory Council				
1246	0599		Certifications Forward		2,128.76		
			District VI—				
1247	0601		Salaries				
1248	0603		Other Personal Services				
1249	0604		Expenses				
1250	0606		Operating Capital Outlay				
1251	0620		Special Categories—Citizen Advocacy Committees and Advisory Council				
1252	0699		Certifications Forward				
			District VII—				
1253	0701		Salaries				
1254	0704		Expenses				
1255	0706		Operating Capital Outlay				
1256	0720		Special Categories—Citizen Advocacy Committees and Advisory Council				
1257	0799		Certifications Forward		7,684.48		
			District VIII—				
1258	0801		Salaries				
1259	0804		Expenses				
1260	0806		Operating Capital Outlay				
1261	0820		Special Categories—Citizen Advocacy Committees and Advisory Council				
1262	0899		Certifications Forward		4,878.51		
			District IX—				
1263	0901		Salaries				
1264	0904		Expenses				
1265	0906		Operating Capital Outlay				
1266	0920		Special Categories—Citizen Advocacy Committees and Advisory Council				
1267	0999		Certifications Forward		5,757.90		
			District X—				
1268	1001		Salaries				
1269	1004		Expenses				
1270	1006		Operating Capital Outlay				
1271	1010		Special Categories—Purchased Client Information Services				
1272	1020		Special Categories—Citizen Advocacy Committees and Advisory Council				
1273	1099		Certifications Forward		5,354.14		
			District XI—				
1274	1101		Salaries				
1275	1104		Expenses				
1276	1106		Operating Capital Outlay				
1277	1120		Special Categories—Citizen Advocacy Committees and Advisory Council				
1278	1199		Certifications Forward		7,211.69		
1279			Total District Administration	\$ 423,337.83	\$ 37,247.53	\$ 12,437,148.00	\$

ABSTRACT OF GENERAL REVENUE APPROPRIATIONS

Adjustments	Less Appropriations in Reserve	Plus Refunds and Restorations	Total Available	DISBURSEMENTS			Total Available Unexpended	Unexpended Appropriations June 30, 1980	Line No.
				Regular	Transfers	Total			
\$ 639,512.00			\$ 639,512.00	\$ 626,075.65		\$ 626,075.65	\$ 13,436.35	\$ 13,436.35	1219
136,917.00			136,917.00	122,627.15		122,627.15	14,289.85	14,289.85	1220
16,921.00			16,921.00	16,453.09		16,453.09	467.91	467.91	1221
7,953.00			7,953.00	4,913.31		4,913.31	3,039.69	3,039.69	1222
17,126.70			17,126.70	17,126.70		17,126.70			1223
895,674.00			895,674.00	865,417.37		865,417.37	30,256.63	30,256.63	1224
1,500.00			1,500.00	1,170.45		1,170.45	329.55	329.55	1225
154,790.00			154,790.00	147,697.13		147,697.13	7,092.87	7,092.87	1226
11,927.00			11,927.00	6,927.87		6,927.87	4,999.13	4,999.13	1227
13,007.00			13,007.00	5,144.69		5,144.69	7,862.31	7,862.31	1228
43,949.54			43,368.46	43,368.46		43,368.46			1229
831,918.00			831,918.00	820,333.29		820,333.29	11,584.71	11,584.71	1230
194,394.00			194,394.00	175,310.96		175,310.96	19,083.04	19,083.04	1231
11,927.00			11,927.00	11,831.28		11,831.28	95.72	95.72	1232
6,653.00			6,653.00	3,225.99		3,225.99	3,427.01	3,427.01	1233
52,716.93			50,623.52	50,623.52		50,623.52			1234
1,712,549.00			1,712,549.00	1,654,096.90		1,654,096.90	58,450.10	58,450.10	1235
24,730.00			24,730.00	24,107.49		24,107.49	622.51	622.51	1236
452,759.00			452,759.00	444,574.31		444,574.31	8,184.69	8,184.69	1237
11,927.00			11,927.00	11,079.54		11,079.54	847.46	847.46	1238
9,733.00			9,733.00	9,073.71		9,073.71	659.29	659.29	1239
40,955.43			39,397.87	39,397.87		39,397.87			1240
841,308.00			841,308.00	819,449.22		819,449.22	21,858.78	21,858.78	1241
19,487.00			19,487.00	19,349.67		19,349.67	137.33	137.33	1242
148,064.00			148,064.00	134,431.29		134,431.29	13,632.71	13,632.71	1243
11,927.00			11,927.00	11,734.84		11,734.84	192.16	192.16	1244
4,407.00			4,407.00	3,487.59		3,487.59	919.41	919.41	1245
16,209.92			14,081.16	14,081.16		14,081.16			1246
1,090,873.00			1,090,873.00	1,057,174.74		1,057,174.74	33,698.26	33,698.26	1247
46,180.00			46,180.00	43,718.48		43,718.48	2,461.52	2,461.52	1248
267,053.00			267,053.00	267,050.11		267,050.11	2.89	2.89	1249
11,927.00			11,927.00	11,468.21		11,468.21	458.79	458.79	1250
4,800.00			4,800.00	4,800.00		4,800.00			1251
112,189.06			112,189.06	112,189.06		112,189.06			1252
1,003,302.00			1,003,302.00	977,530.05		977,530.05	25,771.95	25,771.95	1253
255,752.00			255,752.00	236,573.31		236,573.31	19,178.69	19,178.69	1254
11,927.00			11,927.00	11,685.12		11,685.12	241.88	241.88	1255
8,027.00			8,027.00	7,534.39		7,534.39	492.61	492.61	1256
29,928.26			22,243.78	22,243.78		22,243.78			1257
815,150.00			815,150.00	788,598.19		788,598.19	26,551.81	26,551.81	1258
228,764.00			228,764.00	213,422.39		213,422.39	15,341.61	15,341.61	1259
11,927.00			11,927.00	11,425.59		11,425.59	501.41	501.41	1260
9,328.00			9,328.00	7,487.06		7,487.06	1,840.94	1,840.94	1261
18,443.18			13,564.67	13,564.67		13,564.67			1262
804,897.00			804,897.00	777,500.58		777,500.58	27,396.42	27,396.42	1263
203,506.00			203,506.00	194,976.83		194,976.83	8,529.17	8,529.17	1264
11,927.00			11,927.00	8,758.47		8,758.47	3,168.53	3,168.53	1265
7,253.00			7,253.00	3,200.87		3,200.87	4,052.13	4,052.13	1266
19,509.84			13,751.94	13,751.94		13,751.94			1267
848,660.00			848,660.00	819,585.08		819,585.08	29,074.92	29,074.92	1268
145,971.00			145,971.00	144,574.71		144,574.71	1,396.29	1,396.29	1269
11,928.00			11,928.00	11,418.83		11,418.83	509.17	509.17	1270
70,000.00			70,000.00	70,000.00		70,000.00			1271
4,514.00			4,514.00	2,432.00		2,432.00	2,082.00	2,082.00	1272
34,427.14			29,073.00	29,073.00		29,073.00			1273
1,144,364.00			1,144,364.00	1,111,020.93		1,111,020.93	33,343.07	33,343.07	1274
218,060.00			218,060.00	216,692.73		216,692.73	1,367.27	1,367.27	1275
11,928.00			11,928.00	5,628.24		5,628.24	6,299.76	6,299.76	1276
7,840.00			7,840.00	1,639.80		1,639.80	6,200.20	6,200.20	1277
37,881.83			30,670.14	30,670.14		30,670.14			1278
\$ 978,694.00			\$ 13,801,932.30	\$ 13,330,501.80		\$ 13,330,501.80	\$ 471,430.50	\$ 471,430.50	1279

ABSTRACT OF GENERAL REVENUE APPROPRIATIONS

Line No.	Dept. and Div. No.	Acct. No.	NAME OF APPROPRIATION	APPROPRIATIONS			
				Certifications from Prior Year	Less Reversions of Jan. 1, 1980	General Appropriation Act	Other
590-604			HEALTH AND REHABILITATIVE SERVICES, DEPARTMENT OF (Continued)				
591			Division of Children's Medical Services:				
			Control—				
1280	0001		Salaries	\$	\$	\$ 493,335.00	\$
1281	0003		Other Personal Services			46,644.00	
1282	0004		Expenses			99,464.00	
1283	0006		Operating Capital Outlay			23,695.00	
1284	0010		Special Categories—Purchased Client Services			13,525,912.00	
1285	0019		Lump Sum—Children's Medical Services Clinic			246,774.00	
1286	0020		Special Categories—Kidney Disease Program for Children			542,700.00	
1287	0021		Special Categories—Rheumatic Fever			75,950.00	
1288	0031		Aid to Local Government—Perinatal Program			7,402,281.00	
1289	0032		Aid to Local Government—Sickle Cell Education and Screening			48,825.00	
1290	0060		Special Categories—Cystic Fibrosis			50,000.00	
1291	0070		Special Categories—Medical Services for Abused and Neglected Children			1,445,500.00	
1292	0096		Certifications Forward—Aid to Local Government	1,423,189.19			
1293	0099		Certifications Forward	1,526,267.74	4,692.31		
			District I—				
1294	0101		Salaries				
1295	0103		Other Personal Services				
1296	0104		Expenses				
1297	0106		Operating Capital Outlay				
1298	0110		Special Categories—Purchased Client Services				
1299	0131		Aid to Local Government—Perinatal Program				
1300	0160		Special Categories—Cystic Fibrosis				
1301	0196		Certifications Forward—Aid to Local Governments				
1302	0199		Certifications Forward		22,163.04		
			District II—				
1303	0201		Salaries				
1304	0203		Other Personal Services				
1305	0204		Expenses				
1306	0206		Operating Capital Outlay				
1307	0210		Special Categories—Purchased Client Services				
1308	0299		Certifications Forward		32,996.76		
			District III—				
1309	0301		Salaries				
1310	0303		Other Personal Services				
1311	0304		Expenses				
1312	0306		Operating Capital Outlay				
1313	0310		Special Categories—Purchased Client Services				
1314	0320		Special Categories—Kidney Disease Program				
1315	0325		Special Categories—Regional Genetics Program				
1316	0331		Aid to Local Government—Perinatal Program				
1317	0360		Special Categories—Cystic Fibrosis				
1318	0396		Certifications Forward—Aid to Local Governments		93,646.00		
1319	0399		Certifications Forward		21,131.10		
			District IV—				
1320	0401		Salaries				
1321	0403		Other Personal Services				
1322	0404		Expenses				
1323	0406		Operating Capital Outlay				
1324	0410		Special Categories—Purchased Client Services				
1325	0431		Aid to Local Government—Perinatal Programs				
1326	0460		Special Categories—Cystic Fibrosis				
1327	0470		Special Categories—Medical Services for Abused and Neglected Children				
1328	0496		Certifications Forward—Aid to Local Governments20		
1329	0499		Certifications Forward		85,060.09		
			District V—				
1330	0501		Salaries				
1331	0503		Other Personal Services				
1332	0504		Expenses				
1333	0506		Operating Capital Outlay				
1334	0510		Special Categories—Purchased Client Services				
1335	0521		Special Categories—Rheumatic Fever				
1336	0531		Aid to Local Government—Perinatal Programs				
1337	0560		Special Categories—Cystic Fibrosis				
1338	0570		Special Categories—Medical Services for Abused and Neglected Children				
1339	0596		Certifications Forward—Aid to Local Governments				
1340	0599		Certifications Forward		20,936.42		
			District VI—				
1341	0601		Salaries				
1342	0603		Other Personal Services				
1343	0604		Expenses				
1344	0606		Operating Capital Outlay				
1345	0610		Special Categories—Purchased Client Services				

ABSTRACT OF GENERAL REVENUE APPROPRIATIONS

Table with columns: Adjustments, Less Appropriations in Reserve, Plus Refunds and Restorations, Total Available, DISBURSEMENTS (Regular, Transfers, Total), Total Available Unexpended, Unexpended Appropriations June 30, 1980, Line No. Rows include various dollar amounts from \$483,335.00 down to \$889,036.00.

ABSTRACT OF GENERAL REVENUE APPROPRIATIONS

Line No.	Dept. and Div. No.	Acct. No.	NAME OF APPROPRIATION	APPROPRIATIONS			
				Certifications from Prior Year	Less Reversions of Jan. 1, 1980	General Appropriation Act	Other
590-804			HEALTH AND REHABILITATIVE SERVICES, DEPARTMENT OF (Continued)				
592			Division of Children's Medical Services: (Continued)				
			District VI— (Continued)				
1348	0625		Special Categories—Regional Genetic Program	\$	\$	\$	\$
1347	0631		Aid to Local Government—Perinatal Programs				
1348	0670		Special Categories—Medical Services for Abused and Neglected Children				
1349	0696		Certifications Forward—Aid to Local Government				
1350	0699		Certifications Forward		30,937.98		
			District VII—				
1351	0701		Salaries				
1352	0703		Other Personal Services				
1353	0704		Expenses				
1354	0706		Operating Capital Outlay				
1355	0710		Special Categories—Purchased Client Services				
1356	0731		Aid to Local Government—Perinatal Programs				
1357	0770		Special Categories—Medical Services for Abused and Neglected Children				
1358	0796		Certifications Forward—Aid to Local Governments				
1359	0799		Certifications Forward		69,183.74		
			District VIII—				
1380	0801		Salaries				
1381	0803		Other Personal Services				
1382	0804		Expenses				
1383	0806		Operating Capital Outlay				
1384	0810		Special Categories—Purchased Client Services				
1385	0899		Certifications Forward		29,631.65		
			District IX—				
1366	0901		Salaries				
1367	0903		Other Personal Services				
1368	0904		Expenses				
1369	0906		Operating Capital Outlay				
1370	0910		Special Categories—Purchased Client Services				
1371	0931		Aid to Local Government—Perinatal Program				
1372	0980		Special Categories—Cystic Fibrosis				
1373	0996		Certifications Forward—Aid to Local Governments		149,200.00		
1374	0999		Certifications Forward		9,083.36		
			District X—				
1375	1001		Salaries				
1376	1004		Expenses				
1377	1006		Operating Capital Outlay				
1378	1010		Special Categories—Purchased Client Services				
1379	1099		Certifications Forward		61,021.04		
			District XI—				
1380	1101		Salaries				
1381	1103		Other Personal Services				
1382	1104		Expenses				
1383	1106		Operating Capital Outlay				
1384	1110		Special Categories—Purchased Client Services				
1385	1120		Special Programs—Kidney Disease Program				
1386	1125		Special Categories—Regional Genetic Program				
1387	1131		Aid to Local Governments—Perinatal Program				
1388	1132		Aid to Local Governments—Sickle Cell Education and Screening				
1389	1180		Special Categories—Cystic Fibrosis				
1390	1170		Special Categories—Medical Services for Abused and Neglected Children				
1391	1196		Certifications Forward—Aid to Local Government		922.69		
1392	1199		Certifications Forward		5,316.41		
1393			Total Division of Children's Medical Services	\$ 2,949,456.93	\$ 635,922.79	\$ 24,001,080.00	\$
593			Division of Aging and Adult Services:				
			Control—				
1394	0001		Salaries	\$	\$	\$ 1,847,568.00	\$
1395	0003		Other Personal Services			43,623.00	
1396	0004		Expenses			472,491.00	
1397	0006		Operating Capital Outlay			29,575.00	
1398	0010		Special Categories—Local Service Programs			511,332.00	
1399	0020		Special Categories—Temporary Emergency Shelter			40,000.00	
1400	0030		Aid to Local Government—Community Service Grants			485,194.00	
1401	0031		Aid to Local Government—Displaced Homemakers Program			500,000.00	
1402	0060		Special Categories—Community Care for the Elderly—Home Placements			1,781,696.00	
1403	0070		Special Categories—Community Care for the Elderly			2,911,388.00	
1404	0096		Certifications Forward—Aid to Local Government	171,269.92			
1405	0099		Certifications Forward	136,224.36	56,791.82		
			District I—				
1406	0101		Salaries				

ABSTRACT OF GENERAL REVENUE APPROPRIATIONS

Adjustments	Less Appropriations in Reserve	Plus Refunds and Restorations	Total Available	DISBURSEMENTS			Total Available Unexpended	Unexpended Appropriations June 30, 1980	Line No.
				Regular	Transfers	Total			
\$ 85,218.00			\$ 85,218.00	\$ 62,970.36		\$ 62,970.36	\$ 22,247.64	\$ 22,247.64	1346
937,787.00			937,787.00	617,330.00		617,330.00	320,457.00	320,457.00	1347
192,200.00			192,200.00	125,595.19		125,595.19	66,604.81	66,604.81	1348
12,188.39			12,188.39	12,188.39		12,188.39			1349
148,266.58			117,328.60	117,328.60		117,328.60			1350
68,759.00			68,759.00	67,539.85		67,539.85	1,219.15	1,219.15	1351
13,458.00			13,458.00	9,069.49		9,069.49	4,388.51	4,388.51	1352
28,015.00			28,015.00	17,431.87		17,431.87	10,583.13	10,583.13	1353
18,115.00			18,115.00	12,374.03		12,374.03	5,740.97	5,740.97	1354
1,155,008.00			1,155,008.00	881,513.78		881,513.78	273,494.22	273,494.22	1355
889,438.00			889,438.00	889,438.00		889,438.00			1356
174,700.00			174,700.00	71,892.00		71,892.00	102,808.00	102,808.00	1357
179,294.66			179,294.66	179,294.66		179,294.66			1358
207,349.02			138,165.28	138,165.28		138,165.28			1359
73,951.00			73,951.00	71,260.64		71,260.64	2,690.36	2,690.36	1360
34,250.00			34,250.00	28,523.55		28,523.55	5,726.45	5,726.45	1361
13,057.00			13,057.00	13,056.19		13,056.19	.81	.81	1362
3,087.00			3,087.00	2,193.39		2,193.39	893.61	893.61	1363
1,409,007.00			1,409,007.00	1,280,036.45		1,280,036.45	128,970.55	128,970.55	1364
29,831.85									1365
35,719.00			35,719.00	34,740.52		34,740.52	978.48	978.48	1366
5,958.00			5,958.00	2,625.69		2,625.69	3,332.31	3,332.31	1367
8,578.00			8,578.00	5,770.24		5,770.24	2,807.76	2,807.76	1368
8,192.00			8,192.00	3,243.80		3,243.80	4,948.20	4,948.20	1369
1,124,868.00			1,124,868.00	968,180.27		968,180.27	156,687.73	156,687.73	1370
408,493.00			408,493.00	252,563.25		252,563.25	155,929.75	155,929.75	1371
1,000.00			1,000.00	906.95		906.95	93.05	93.05	1372
290,806.00			141,606.00	141,606.00		141,606.00			1373
25,570.14			16,486.78	16,486.78		16,486.78			1374
17,995.00			17,995.00	17,363.85		17,363.85	631.15	631.15	1375
3,029.00			3,029.00	3,018.53		3,018.53	10.47	10.47	1376
13,703.00			13,703.00	312.00		312.00	13,391.00	13,391.00	1377
688,851.00			688,851.00	552,990.64		552,990.64	133,860.36	133,860.36	1378
78,219.43			17,198.39	17,198.39		17,198.39			1379
70,589.00			70,589.00	67,012.10		67,012.10	3,576.90	3,576.90	1380
6,993.00			6,993.00				6,993.00	6,993.00	1381
10,655.00			10,655.00	9,056.63		9,056.63	1,598.37	1,598.37	1382
2,385.00			2,385.00	821.63		821.63	1,563.37	1,563.37	1383
1,646,183.00			1,646,183.00	1,448,272.04		1,448,272.04	197,910.96	197,910.96	1384
169,640.00			169,640.00	39,087.48		39,087.48	130,552.52	130,552.52	1385
119,755.00			119,755.00	69,938.75		69,938.75	49,816.25	49,816.25	1386
1,444,996.00			1,444,996.00	641,260.96		641,260.96	803,735.04	803,735.04	1387
48,825.00			48,825.00	35,662.50		35,662.50	13,162.50	13,162.50	1388
2,000.00			2,000.00	438.00		438.00	1,562.00	1,562.00	1389
394,000.00			394,000.00	343,104.15		343,104.15	50,895.85	50,895.85	1390
458,329.69			457,407.00	457,407.00		457,407.00			1391
318,817.01			313,500.60	313,500.60		313,500.60			1392
\$ (73,594.00)	\$	\$	\$ 26,241,020.14	\$ 21,611,503.21	\$	\$ 21,611,503.21	\$ 4,629,516.93	\$ 4,629,516.93	1393
\$ (1,841,417.00)	\$	\$	\$ 6,151.00	\$	\$	\$ 6,151.00	\$ 6,151.00	\$ 6,151.00	1394
(43,623.00)									1395
(467,975.00)			4,516.00				4,516.00	4,516.00	1396
(29,575.00)									1397
(511,332.00)									1398
(40,000.00)									1399
(455,110.00)			30,084.00				30,084.00	30,084.00	1400
(500,000.00)									1401
(1,781,696.00)									1402
(2,864,834.00)			46,554.00				46,554.00	46,554.00	1403
(171,269.92)			79,432.54	79,432.54		79,432.54			1404
106,956.00			106,956.00	103,237.05		103,237.05	3,718.95	3,718.95	1406

ABSTRACT OF GENERAL REVENUE APPROPRIATIONS

Line No.	Dept. and Div. No.	Acct. No.	NAME OF APPROPRIATION	APPROPRIATIONS			
				Certifications from Prior Year	Less Reversions of Jan. 1, 1980	General Appropriation Act	Other
590-604 HEALTH AND REHABILITATIVE SERVICES, DEPARTMENT OF (Continued)							
593 Division of Aging and Adult Services: (Continued)							
District I— (Continued)							
1407	0103		Other Personal Services	\$	\$	\$	\$
1408	0104		Expenses				
1409	0106		Operating Capital Outlay				
1410	0110		Special Categories—Local Service Program				
1411	0120		Special Categories—Temporary Emergency Shelter				
1412	0130		Aid to Local Government—Community Service Grants				
1413	0160		Special Categories—Community Care for the Elderly—Home Placements				
1414	0170		Special Categories—Community Care for the Elderly				
District II—							
1415	0201		Salaries				
1416	0203		Other Personal Services				
1417	0204		Expenses				
1418	0206		Operating Capital Outlay				
1419	0210		Special Categories—Local Services Program				
1420	0220		Special Categories—Temporary Emergency Shelter				
1421	0230		Aid to Local Government—Community Services Grants				
1422	0260		Special Categories—Community Care for the Elderly—Home Placement				
1423	0270		Special Categories—Community Care for the Elderly				
1424	0296		Certifications Forward—Aid to Local Governments		18,310.17		
District III—							
1425	0301		Salaries				
1426	0303		Other Personal Services				
1427	0304		Expenses				
1428	0306		Operating Capital Outlay				
1429	0310		Special Categories—Local Services Program				
1430	0320		Special Categories—Temporary Emergency Shelter				
1431	0330		Aid to Local Government—Community Services Grants				
1432	0360		Special Categories—Community Care for the Elderly—Home Placements				
1433	0370		Special Categories—Community Care for the Elderly				
District IV—							
1434	0401		Salaries				
1435	0403		Other Personal Services				
1436	0404		Expenses				
1437	0406		Operating Capital Outlay				
1438	0410		Special Categories—Local Services Program				
1439	0420		Special Categories—Temporary Emergency Shelter				
1440	0430		Aid to Local Government—Community Services Grants				
1441	0431		Special Categories—Government Displaced Homemakers Program				
1442	0460		Special Categories—Community Care for the Elderly—Home Placement				
1443	0470		Special Categories—Community Care for the Elderly				
1444	0496		Certifications Forward—Aid to Local Governments				
District V—							
1445	0501		Salaries				
1446	0503		Other Personal Services				
1447	0504		Expenses				
1448	0506		Operating Capital Outlay				
1449	0510		Special Categories—Local Services Program				
1450	0520		Special Categories—Temporary Emergency Shelter				
1451	0530		Aid to Local Government—Community Services Grants				
1452	0531		Aid to Local Government—Displaced Homemakers Program				
1453	0580		Special Categories—Community Care for the Elderly—Home Placement				
1454	0570		Special Categories—Community Care for the Elderly				
1455	0596		Certifications Forward—Aid to Local Governments		3,341.00		
District VI—							
1456	0601		Salaries				
1457	0603		Other Personal Services				
1458	0604		Expenses				
1459	0606		Operating Capital Outlay				
1460	0610		Special Categories—Local Services Program				
1461	0620		Special Categories—Temporary Emergency Shelter				
1462	0630		Aid to Local Government—Community Services Grants				
1463	0631		Aid to Local Government—Displaced Homemakers Program				
1464	0660		Special Categories—Community Care for the Elderly—Home Placement				
1465	0670		Special Categories—Community Care for the Elderly				
1466	0696		Certifications Forward—Aid to Local Governments		176.62		
District VII—							
1467	0701		Salaries				
1468	0703		Other Personal Services				
1469	0704		Expenses				
1470	0706		Operating Capital Outlay				
1471	0710		Special Categories—Local Services Program				

ABSTRACT OF GENERAL REVENUE APPROPRIATIONS

Adjustments	Less Appropriations in Reserve	Plus Refunds and Restorations	Total Available	DISBURSEMENTS			Total Available Unexpended	Unexpended Appropriations June 30, 1980	Line No.
				Regular	Transfers	Total			
\$ 2,170.00	\$	\$	\$ 2,170.00	\$ 1,575.00	\$	\$ 1,575.00	\$ 595.00	\$ 595.00	1407
19,591.00			19,591.00	18,737.83		18,737.83	853.17	853.17	1408
958.00			958.00	870.90		870.90	87.10	87.10	1409
23,184.00			23,184.00	12,417.06		12,417.06	10,766.94	10,766.94	1410
2,000.00			2,000.00	1,726.97		1,726.97	273.03	273.03	1411
30,812.00			30,812.00	30,812.00		30,812.00			1412
68,970.00			68,970.00	60,171.37		60,171.37	8,798.63	8,798.63	1413
141,443.00			141,443.00	55,175.34		55,175.34	86,267.66	86,267.66	1414
212,756.00			212,756.00	199,110.58		199,110.58	13,645.42	13,645.42	1415
3,377.00			3,377.00	1,349.61		1,349.61	2,027.39	2,027.39	1416
47,277.00			47,277.00	42,340.76		42,340.76	4,936.24	4,936.24	1417
2,244.00			2,244.00	815.07		815.07	1,428.93	1,428.93	1418
31,000.00			31,000.00	23,747.11		23,747.11	7,252.89	7,252.89	1419
3,440.00			3,440.00	1,009.18		1,009.18	2,430.82	2,430.82	1420
31,487.00			31,487.00	27,798.94		27,798.94	3,688.06	3,688.06	1421
260,000.00			260,000.00	255,913.51		255,913.51	4,086.49	4,086.49	1422
131,825.00			131,825.00	42,421.48		42,421.48	89,403.52	89,403.52	1423
18,310.17									1424
241,528.00			241,528.00	236,076.90		236,076.90	5,451.10	5,451.10	1425
5,021.00			5,021.00	4,136.85		4,136.85	884.15	884.15	1426
70,642.00			70,642.00	60,712.01		60,712.01	9,929.99	9,929.99	1427
2,723.00			2,723.00	2,021.82		2,021.82	701.18	701.18	1428
59,327.00			59,327.00	51,000.00		51,000.00	8,327.00	8,327.00	1429
3,280.00			3,280.00	2,000.56		2,000.56	1,279.44	1,279.44	1430
38,725.00			38,725.00	31,718.63		31,718.63	7,006.37	7,006.37	1431
111,626.00			111,626.00	104,668.01		104,668.01	6,957.99	6,957.99	1432
298,538.00			298,538.00	175,510.64		175,510.64	123,025.36	123,025.36	1433
312,498.00			312,498.00	308,972.75		308,972.75	3,525.25	3,525.25	1434
6,866.00			6,866.00	4,724.20		4,724.20	2,141.80	2,141.80	1435
83,874.00			83,874.00	82,427.91		82,427.91	1,446.09	1,446.09	1436
2,965.00			2,965.00	2,222.05		2,222.05	742.95	742.95	1437
60,284.00			60,284.00	42,587.34		42,587.34	17,696.66	17,696.66	1438
4,160.00			4,160.00	3,999.02		3,999.02	160.98	160.98	1439
41,245.00			41,245.00	36,907.57		36,907.57	4,337.43	4,337.43	1440
90,000.00			90,000.00	78,995.31		78,995.31	11,004.69	11,004.69	1441
263,000.00			263,000.00	236,511.85		236,511.85	26,488.15	26,488.15	1442
135,782.00			135,782.00	101,230.12		101,230.12	34,551.88	34,551.88	1443
13,882.19			13,882.19	13,882.19		13,882.19			1444
151,661.00			151,661.00	149,065.67		149,065.67	2,595.33	2,595.33	1445
4,194.00			4,194.00	2,113.05		2,113.05	2,080.95	2,080.95	1446
42,254.00			42,254.00	37,153.71		37,153.71	5,100.29	5,100.29	1447
2,602.00			2,602.00	2,520.34		2,520.34	81.66	81.66	1448
78,791.00			78,791.00	50,041.85		50,041.85	28,749.15	28,749.15	1449
2,840.00			2,840.00	2,772.31		2,772.31	67.69	67.69	1450
51,225.00			51,225.00	40,825.95		40,825.95	10,399.05	10,399.05	1451
50,000.00			50,000.00	45,264.05		45,264.05	4,735.95	4,735.95	1452
68,418.00			68,418.00	55,716.21		55,716.21	12,701.79	12,701.79	1453
223,895.00			223,895.00	59,700.12		59,700.12	164,194.88	164,194.88	1454
6,930.56			6,930.56	3,589.56		3,589.56			1455
257,004.00			257,004.00	251,332.88		251,332.88	5,671.12	5,671.12	1456
5,014.00			5,014.00	1,134.84		1,134.84	3,879.16	3,879.16	1457
40,985.00			40,985.00	40,748.02		40,748.02	236.98	236.98	1458
2,306.00			2,306.00	2,248.50		2,248.50	57.50	57.50	1459
106,400.00			106,400.00	83,635.30		83,635.30	22,764.70	22,764.70	1460
4,250.00			4,250.00	3,674.25		3,674.25	575.75	575.75	1461
37,491.00			37,491.00	31,279.81		31,279.81	6,211.19	6,211.19	1462
107,000.00			107,000.00	88,321.49		88,321.49	18,678.51	18,678.51	1463
114,517.00			114,517.00	93,411.92		93,411.92	21,105.08	21,105.08	1464
112,773.00			112,773.00	18,392.38		18,392.38	94,380.62	94,380.62	1465
11,595.83			11,419.21	11,419.21		11,419.21			1466
158,267.00			158,267.00	150,762.84		150,762.84	7,504.16	7,504.16	1467
2,000.00			2,000.00	1,435.86		1,435.86	564.14	564.14	1468
42,229.00			42,229.00	36,807.93		36,807.93	5,621.07	5,621.07	1469
2,944.00			2,944.00	2,130.01		2,130.01	813.99	813.99	1470
37,009.00			37,009.00	31,502.81		31,502.81	5,506.19	5,506.19	1471

ABSTRACT OF GENERAL REVENUE APPROPRIATIONS

Line No.	Dept. and Div. No.	Acct. No.	NAME OF APPROPRIATION	APPROPRIATIONS			
				Certifications from Prior Year	Less Reversions of Jan. 1, 1980	General Appropriation Act	Other
590-604			HEALTH AND REHABILITATIVE SERVICES, DEPARTMENT OF (Continued)				
	593		Division of Aging and Adult Services: (Continued)				
			District VII— (Continued)				
1472	0720		Special Categories—Temporary Emergency Shelter	\$	\$	\$	\$
1473	0730		Aid to Local Government—Community Services Grants
1474	0731		Aid to Local Government—Displaced Homemakers Program
1475	0780		Special Categories—Community Care for the Elderly—Home Placement
1476	0770		Special Categories—Community Care for the Elderly
1477	0796		Certifications Forward—Aid to Local Governments	64,368.98
			District VIII—				
1478	0801		Salaries
1479	0803		Other Personal Services
1480	0804		Expenses
1481	0806		Operating Capital Outlay
1482	0810		Special Categories—Local Services Program
1483	0820		Special Categories—Temporary Emergency Shelter
1484	0830		Aid to Local Government—Community Services Grants
1485	0831		Aid to Local Government—Displaced Homemakers Program
1486	0860		Special Categories—Community Care for the Elderly—Home Placement
1487	0870		Special Categories—Community Care for the Elderly
			District IX—				
1488	0901		Salaries
1489	0903		Other Personal Services
1490	0904		Expenses
1491	0906		Operating Capital Outlay
1492	0910		Special Categories—Local Services Program
1493	0920		Special Categories—Temporary Emergency Shelter
1494	0930		Aid to Local Government—Community Services Grants
1495	0960		Special Categories—Community Care for the Elderly—Home Displacement
1496	0970		Special Categories—Community Care for the Elderly
			District X—				
1497	1001		Salaries
1498	1003		Other Personal Services
1499	1004		Expenses
1500	1006		Operating Capital Outlay
1501	1010		Special Categories—Local Services Program
1502	1020		Special Categories—Temporary Emergency Shelter
1503	1030		Aid to Local Government—Community Services Grants
1504	1031		Aid to Local Government—Displaced Homemakers Program
1505	1060		Special Categories—Community Care for the Elderly—Home Placement
1506	1070		Special Categories—Community Care for the Elderly
1507	1096		Certifications Forward—Aid to Local Governments	14,224.64
			District XI—				
1508	1101		Salaries
1509	1103		Other Personal Services
1510	1104		Expenses
1511	1106		Operating Capital Outlay
1512	1110		Special Categories—Local Services Program
1513	1120		Special Categories—Temporary Emergency Shelter
1514	1130		Aid to Local Government—Community Services Grants
1515	1131		Aid to Local Government—Displaced Homemakers Program
1516	1160		Special Categories—Community Care for the Elderly—Home Placement
1517	1170		Special Categories—Community Care for the Elderly
1518	1196		Certifications Forward—Aid to Local Governments
1519			Total Division of Aging and Adult Services	\$ 307,494.28	\$ 157,213.23	\$ 8,622,867.00	\$
	594		Division of Youth Services:				
			Control—				
1520	0001		Salaries	\$	\$	\$ 12,699,302.00	\$
1521	0003		Other Personal Services	423,621.00
1522	0004		Expenses	4,617,061.00
1523	0006		Operating Capital Outlay	464,307.00
1524	0007		Food Products	845,402.00
1525	0010		Special Categories—Contracted Services	2,383,744.00
1526	0020		Special Categories—Operation Involvement	233,860.00
1527	0099		Certifications Forward	767,981.50	106,497.44
			District I—				
1528	0101		Salaries
1529	0103		Other Personal Services
1530	0104		Expenses
1531	0106		Operating Capital Outlay
1532	0107		Food Products
1533	0110		Special Categories—Contracted Services

ABSTRACT OF GENERAL REVENUE APPROPRIATIONS

Adjustments	Less Appropriations in Reserve	Plus Refunds and Restorations	Total Available	DISBURSEMENTS			Total Available Unexpended	Unexpended Appropriations June 30, 1980	Line No.
				Regular	Transfers	Total			
\$ 2,360.00			\$ 2,360.00	\$ 1,346.49		\$ 1,346.49	\$ 1,013.51	\$ 1,013.51	1472
39,051.00			39,051.00	29,159.93		29,159.93	9,891.07	9,891.07	1473
75,000.00			75,000.00	56,292.74		56,292.74	18,707.26	18,707.26	1474
65,879.00			65,879.00	64,180.41		64,180.41	1,698.59	1,698.59	1475
237,807.00			237,807.00	62,229.87		62,229.87	175,577.13	175,577.13	1476
86,106.87			21,737.89	21,737.89		21,737.89			1477
203,447.00			203,447.00	198,249.20		198,249.20	5,197.80	5,197.80	1478
2,050.00			2,050.00	1,746.40		1,746.40	303.60	303.60	1479
62,817.00			62,817.00	62,446.38		62,446.38	370.62	370.62	1480
3,636.00			3,636.00	1,838.90		1,838.90	1,797.10	1,797.10	1481
69,261.00			69,261.00	61,066.04		61,066.04	8,194.96	8,194.96	1482
2,680.00			2,680.00	2,316.36		2,316.36	363.64	363.64	1483
46,285.00			46,285.00	44,002.91		44,002.91	2,282.09	2,282.09	1484
48,000.00			48,000.00	27,904.24		27,904.24	20,095.76	20,095.76	1485
71,531.00			71,531.00	71,169.72		71,169.72	361.28	361.28	1486
259,787.00			259,787.00	168,229.30		168,229.30	91,557.70	91,557.70	1487
127,640.00			127,640.00	127,023.05		127,023.05	616.95	616.95	1488
2,212.00			2,212.00	1,305.77		1,305.77	906.23	906.23	1489
36,928.00			36,928.00	36,266.70		36,266.70	661.30	661.30	1490
1,492.00			1,492.00	1,069.78		1,069.78	402.22	402.22	1491
54,340.00			54,340.00	39,647.06		39,647.06	14,692.94	14,692.94	1492
2,920.00			2,920.00	2,270.42		2,270.42	649.58	649.58	1493
42,660.00			42,660.00	41,831.86		41,831.86	828.14	828.14	1494
50,883.00			50,883.00	40,148.93		40,148.93	10,736.07	10,736.07	1495
196,956.00			196,956.00	90,501.31		90,501.31	106,454.69	106,454.69	1496
138,717.00			138,717.00	134,995.38		134,995.38	3,721.62	3,721.62	1497
2,752.00			2,752.00	2,135.00		2,135.00	617.00	617.00	1498
35,050.00			35,050.00	32,239.28		32,239.28	2,810.72	2,810.72	1499
2,515.00			2,515.00	1,978.29		1,978.29	536.71	536.71	1500
49,672.00			49,672.00	38,339.91		38,339.91	11,332.09	11,332.09	1501
1,640.00			1,640.00	964.13		964.13	675.87	675.87	1502
45,242.00			45,242.00	43,306.96		43,306.96	1,935.04	1,935.04	1503
30,000.00			30,000.00	2,953.17		2,953.17	27,046.83	27,046.83	1504
62,119.00			62,119.00	60,183.65		60,183.65	1,935.35	1,935.35	1505
188,242.00			188,242.00	122,317.67		122,317.67	65,924.33	65,924.33	1506
2,431.00			2,431.00	2,431.00		2,431.00			1507
364,961.00			364,961.00	322,444.84		322,444.84	42,516.16	42,516.16	1508
7,967.00			7,967.00	922.80		922.80	7,044.20	7,044.20	1509
65,224.00			65,224.00	65,075.99		65,075.99	148.01	148.01	1510
5,190.00			5,190.00	1,859.37		1,859.37	3,330.63	3,330.63	1511
313,481.00			313,481.00	187,706.54		187,706.54	125,774.46	125,774.46	1512
8,430.00			8,430.00	5,747.49		5,747.49	2,682.51	2,682.51	1513
50,887.00			50,887.00	48,104.22		48,104.22	2,782.78	2,782.78	1514
75,000.00			75,000.00	57,391.61		57,391.61	17,608.39	17,608.39	1515
555,668.00			555,668.00	551,793.00		551,793.00	3,875.00	3,875.00	1516
549,689.00			549,689.00	332,102.69		332,102.69	217,586.31	217,586.31	1517
32,213.30			17,988.66	17,988.66		17,988.66			1518
\$ 380,147.00			\$ 9,153,295.05	\$ 7,122,550.21		\$ 7,122,550.21	\$ 2,030,744.84	\$ 2,030,744.84	1519
\$ (12,699,302.00)									1520
(423,621.00)									1521
(4,617,061.00)									1522
(464,307.00)									1523
(845,402.00)									1524
(2,383,744.00)									1525
(233,860.00)									1526
(19,514.02)			641,970.04	641,970.04		641,970.04			1527
578,379.00			578,379.00	547,406.99		547,406.99	30,972.01	30,972.01	1528
8,634.00			8,634.00	7,363.27		7,363.27	1,270.73	1,270.73	1529
242,807.00			242,807.00	225,368.44		225,368.44	17,438.56	17,438.56	1530
26,535.00			26,535.00	26,268.84		26,268.84	266.16	266.16	1531
36,017.00			36,017.00	35,679.34		35,679.34	337.66	337.66	1532
11,989.00			11,989.00	5,053.61		5,053.61	6,935.39	6,935.39	1533

ABSTRACT OF GENERAL REVENUE APPROPRIATIONS

Line No.	Dept. and Div. No.	Acct. No.	NAME OF APPROPRIATION	APPROPRIATIONS			
				Certifications from Prior Year	Less Reversions of Jan. 1, 1980	General Appropriation Act	Other
590-604 HEALTH AND REHABILITATIVE SERVICES, DEPARTMENT OF (Continued)							
594 Division of Youth Services: (Continued)							
District I— (Continued)							
1534	0120		Special Categories—Operation Involvement	\$	\$	\$	\$
1535	0199		Certifications Forward		609.72		
District II—							
1536	0201		Salaries				
1537	0203		Other Personal Services				
1538	0204		Expenses				
1539	0206		Operating Capital Outlay				
1540	0207		Food Products				
1541	0210		Special Categories—Contracted Services				
1542	0220		Special Categories—Operation Involvement				
1543	0299		Certifications Forward		1,555.11		
District III—							
1544	0301		Salaries				
1545	0303		Other Personal Services				
1546	0304		Expenses				
1547	0306		Operating Capital Outlay				
1548	0307		Food Products				
1549	0310		Special Categories—Contracted Services				
1550	0399		Certifications Forward		2,959.03		
District IV—							
1551	0401		Salaries				
1552	0403		Other Personal Services				
1553	0404		Expenses				
1554	0406		Operating Capital Outlay				
1555	0407		Food Products				
1556	0410		Special Categories—Contracted Services				
1557	0499		Certifications Forward		138.98		
District V—							
1558	0501		Salaries				
1559	0503		Other Personal Services				
1560	0504		Expenses				
1561	0506		Operating Capital Outlay				
1562	0507		Food Products				
1563	0510		Special Categories—Contracted Services				
1564	0599		Certifications Forward		99.32		
District VI—							
1565	0601		Salaries				
1566	0603		Other Personal Services				
1567	0604		Expenses				
1568	0606		Operating Capital Outlay				
1569	0607		Food Products				
1570	0610		Special Categories—Contracted Services				
1571	0699		Certifications Forward		4,477.45		
District VII—							
1572	0701		Salaries				
1573	0703		Other Personal Services				
1574	0704		Expenses				
1575	0706		Operating Capital Outlay				
1576	0707		Food Products				
1577	0710		Special Categories—Contracted Services				
1578	0799		Certifications Forward		2,899.74		
District VIII—							
1579	0801		Salaries				
1580	0803		Other Personal Services				
1581	0804		Expenses				
1582	0806		Operating Capital Outlay				
1583	0807		Food Products				
1584	0810		Special Categories—Contracted Services				
1585	0899		Certifications Forward		1,559.37		
District IX—							
1586	0901		Salaries				
1587	0903		Other Personal Services				
1588	0904		Expenses				
1589	0906		Operating Capital Outlay				
1590	0907		Food Products				
1591	0910		Special Categories—Contracted Services				
District X—							
1592	1001		Salaries				
1593	1003		Other Personal Services				
1594	1004		Expenses				
1595	1006		Operating Capital Outlay				

ABSTRACT OF GENERAL REVENUE APPROPRIATIONS

Adjustments	Less Appropriations in Reserve	Plus Refunds and Restorations	Total Available	DISBURSEMENTS			Total Available Unexpended	Unexpended Appropriations June 30, 1980	Line No.
				Regular	Transfers	Total			
\$ 171,127.00			\$ 171,127.00	\$ 171,127.00		\$ 171,127.00			1534
609.72									1535
777,490.00			777,490.00	748,203.63		748,203.00	29,286.37	29,286.37	1536
10,909.00			10,909.00	4,971.64		4,971.64	5,937.36	5,937.36	1537
261,943.00			261,943.00	224,930.29		224,930.29	37,012.71	37,012.71	1538
35,830.00			35,830.00	34,242.24		34,242.24	1,587.76	1,587.76	1539
51,737.00			51,737.00	51,210.54		51,210.54	526.46	526.46	1540
14,928.00			14,928.00	6,060.04		6,060.04	8,867.96	8,867.96	1541
62,733.00			62,733.00	62,733.00		62,733.00			1542
1,555.11									1543
726,134.00			726,134.00	703,191.67		703,191.67	22,942.33	22,942.33	1544
17,585.00			17,585.00	9,048.67		9,048.67	8,536.33	8,536.33	1545
213,991.00			213,991.00	212,958.79		212,958.79	1,032.21	1,032.21	1546
69,758.00			69,758.00	31,801.85		31,801.85	37,956.15	37,956.15	1547
27,130.00			27,130.00	20,988.69		20,988.69	6,141.31	6,141.31	1548
263,758.00			263,758.00	181,102.19		181,102.19	82,655.81	82,655.81	1549
2,959.03									1550
1,777,352.00			1,777,352.00	1,775,147.08		1,775,147.08	2,204.92	2,204.92	1551
35,534.00			35,534.00	22,565.52		22,565.52	12,968.48	12,968.48	1552
655,008.00			655,008.00	639,625.11		639,625.11	15,382.89	15,382.89	1553
94,018.00			94,018.00	43,699.76		43,699.76	50,318.24	50,318.24	1554
153,796.00			153,796.00	146,710.75		146,710.75	7,085.25	7,085.25	1555
44,261.00			44,261.00	42,602.20		42,602.20	1,658.80	1,658.80	1556
138.98									1557
1,100,411.00			1,100,411.00	1,085,465.19		1,085,465.19	14,945.81	14,945.81	1558
2,331.00			2,331.00	1,119.30		1,119.30	1,211.70	1,211.70	1559
287,618.00			287,618.00	274,365.09		274,365.09	13,252.91	13,252.91	1560
47,193.00			47,193.00	44,479.72		44,479.72	2,713.28	2,713.28	1561
62,589.00			62,589.00	57,237.91		57,237.91	5,351.09	5,351.09	1562
407,651.00			407,651.00	400,083.00		400,083.00	7,568.00	7,568.00	1563
99.32									1564
1,342,955.00			1,342,955.00	1,303,878.88		1,303,878.88	39,076.12	39,076.12	1565
17,786.00			17,786.00	14,184.40		14,184.40	3,601.60	3,601.60	1566
369,472.00			369,472.00	369,205.82		369,205.82	266.18	266.18	1567
36,600.00			36,600.00	36,130.31		36,130.31	469.69	469.69	1568
90,060.00			90,060.00	89,869.15		89,869.15	190.85	190.85	1569
33,545.00			33,545.00	21,685.20		21,685.20	11,859.80	11,859.80	1570
4,477.45									1571
1,461,992.00			1,461,992.00	1,417,015.40		1,417,015.40	44,976.60	44,976.60	1572
14,676.00			14,676.00	6,054.70		6,054.70	8,621.30	8,621.30	1573
478,298.00			478,298.00	469,274.44		469,274.44	9,023.56	9,023.56	1574
73,953.00			73,953.00	53,089.40		53,089.40	20,863.60	20,863.60	1575
94,726.00			94,726.00	83,119.75		83,119.75	11,606.25	11,606.25	1576
10,958.00			10,958.00	1,766.37		1,766.37	9,191.63	9,191.63	1577
2,899.74									1578
1,460,172.00			1,460,172.00	1,408,784.73		1,408,784.73	51,387.27	51,387.27	1579
20,393.00			20,393.00	4,474.51		4,474.51	15,918.49	15,918.49	1580
378,870.00			378,870.00	354,600.20		354,600.20	24,269.80	24,269.80	1581
41,916.00			41,916.00	35,806.69		35,806.69	6,109.31	6,109.31	1582
68,544.00			68,544.00	35,813.01		35,813.01	32,730.99	32,730.99	1583
14,970.00			14,970.00	7,260.24		7,260.24	7,709.76	7,709.76	1584
1,559.37									1585
1,114,427.00			1,114,427.00	1,094,969.34		1,094,969.34	19,457.66	19,457.66	1586
44,905.00			44,905.00	44,703.73		44,703.73	201.27	201.27	1587
403,843.00			403,843.00	396,322.89		396,322.89	7,520.11	7,520.11	1588
36,231.00			36,231.00	35,005.13		35,005.13	1,225.87	1,225.87	1589
74,419.00			74,419.00	72,429.68		72,429.68	1,989.32	1,989.32	1590
11,474.00			11,474.00	2,154.11		2,154.11	9,319.89	9,319.89	1591
1,073,692.00			1,073,692.00	1,025,465.16		1,025,465.16	48,226.84	48,226.84	1592
5,096.00			5,096.00	3,384.30		3,384.30	1,711.70	1,711.70	1593
390,262.00			390,262.00	346,751.21		346,751.21	43,510.79	43,510.79	1594
39,877.00			39,877.00	36,434.77		36,434.77	3,442.23	3,442.23	1595

ABSTRACT OF GENERAL REVENUE APPROPRIATIONS

Line No.	Dept. and Div. No.	Acct. No.	NAME OF APPROPRIATION	APPROPRIATIONS			
				Certifications from Prior Year	Less Reversions of Jan. 1, 1980	General Appropriation Act	Other
590-604			HEALTH AND REHABILITATIVE SERVICES, DEPARTMENT OF (Continued)				
	594		Division of Youth Services: (Continued)				
			District X— (Continued)				
1596	1007		Food Products	\$	\$	\$	\$
1597	1010		Special Categories—Contracted Services				
1598	1099		Certifications Forward		5,215.30		
			District XI—				
1599	1101		Salaries				
1600	1103		Other Personal Services				
1601	1104		Expenses				
1602	1106		Operating Capital Outlay				
1603	1107		Food Products				
1604	1110		Special Categories—Contracted Services				
			District XII—				
1605	1210		Special Categories—Contracted Services				
			Control—Institutions—				
1606	2001		Salaries			5,190,992.00	
1607	2003		Other Personal Services			99,252.00	
1608	2004		Expenses			1,396,936.00	
1609	2006		Operating Capital Outlay			122,217.00	
1610	2007		Food Products			456,281.00	
1611	2099		Certifications Forward	333,609.32	105,566.32		
			Dozier School for Boys—Institutions—				
1612	2201		Salaries				
1613	2203		Other Personal Services				
1614	2204		Expenses				
1615	2206		Operating Capital Outlay				
1616	2207		Food Products				
			Jacksonville Youth Development Center—Institutions—				
1617	2301		Salaries				
1618	2303		Other Personal Services				
1619	2304		Expenses				
1620	2306		Operating Capital Outlay				
1621	2307		Food Products				
			Florida School for Boys—Institutions—				
1622	2401		Salaries				
1623	2403		Other Personal Services				
1624	2404		Expenses				
1625	2406		Operating Capital Outlay				
1626	2407		Food Products				
			Alice D. McPhearson School for Girls—Institutions—				
1627	2501		Salaries				
1629	2503		Other Personal Services				
1629	2504		Expenses				
1630	2506		Operating Capital Outlay				
1631	2507		Food Products				
			Lancaster Youth Development Center—Institutions—				
1632	2601		Salaries				
			Jacksonville Youth Development Center—				
1633	2958		FCO—Equipment Replacement Youth Training Schools				
			Florida School for Boys—				
1634	3058		FCO—Equipment Replacement Youth Training Schools				
			Alice D. McPhearson School for Girls—				
1635	3158		FCO—Equipment Replacement Youth Training Schools				
			Lancaster Youth Development Center—				
1636	3258		FCO—Equipment Replacement Youth Training Schools				
			Dozier School for Boys—				
1637	3358		FCO—Equipment Replacement Youth Training Schools				
1638	4108		FCO—Regional Juvenile Detention Center—Jacksonville	146,706.40			
1639	4118		FCO—Regional Juvenile Detention Center—West Palm Beach	8,713.41			
1640	4128		FCO—Regional Juvenile Detention Center—Orlando	2,495.05			
1641	4138		FCO—Regional Juvenile Detention Center—Pinellas	42,951.96			
1642	4148		FCO—Regional Juvenile Detention Center—Tampa	90,565.05			
1643	4158		FCO—Planning, Construction and Development	2,468.78			
1644	4178		FCO—Juvenile Detention Center—Broward County	1,440,619.02			
1645	4188		FCO—Juvenile Detention Center—Lee County	30,953.01			
1646	4198		FCO—Juvenile Detention Center—Polk County	754,645.36			
			Control—				
1647	4208		FCO Polk Start Center	30,050.00			
1648	4238		FCO—Renovation of Locking System				
1649	4258		FCO—Equipment Replacement Youth Training Schools				
1650	5008		FCO—Reappropriation—Lee Detention Center			1,821,080.00	
1651			Total Division of Youth Services	\$ 3,651,758.86	\$ 231,577.78	\$ 30,754,055.00	\$

ABSTRACT OF GENERAL REVENUE APPROPRIATIONS

Adjustments	Less Appropriations in Reserve	Plus Refunds and Restorations	Total Available	DISBURSEMENTS			Total Available Unexpended	Unexpended Appropriations June 30, 1980	Line No.
				Regular	Transfers	Total			
\$ 62,418.00			\$ 62,418.00	\$ 61,103.97		\$ 61,103.97	\$ 1,314.03	\$ 1,314.03	1596
12,867.00			12,867.00	5,248.00		5,248.00	7,619.00	7,619.00	1597
5,215.30									1598
2,138,447.00			2,138,447.00	2,069,730.39		2,069,730.39	68,716.61	68,716.61	1599
89,819.00			89,819.00	67,311.28		67,311.28	22,507.72	22,507.72	1600
857,217.00			857,217.00	847,102.84		847,102.84	10,114.16	10,114.16	1601
50,694.00			50,694.00	34,146.70		34,146.70	16,547.30	16,547.30	1602
123,966.00			123,966.00	114,883.23		114,883.23	9,082.77	9,082.77	1603
254,686.00			254,686.00	243,105.39		243,105.39	11,580.61	11,580.61	1604
1,278,662.00			1,278,662.00	1,278,662.00		1,278,662.00			1605
(5,190,992.00)									1606
(99,252.00)									1607
(1,394,322.00)			2,614.00				2,614.00	2,614.00	1608
(122,217.00)									1609
(456,281.00)									1610
			228,043.00	228,043.00		228,043.00			1611
2,252,784.00			2,252,784.00	2,137,888.26		2,137,888.26	114,895.74	114,895.74	1612
20,840.00			20,840.00	17,658.92		17,658.92	3,181.08	3,181.08	1613
533,454.00			533,454.00	515,836.35		515,836.35	17,617.65	17,617.65	1614
39,469.00			39,469.00	39,061.81		39,061.81	407.19	407.19	1615
133,647.00			133,647.00	130,740.46		130,740.46	2,906.54	2,906.54	1616
407,847.00			407,847.00	393,282.16		393,282.16	14,564.84	14,564.84	1617
10,578.00			10,578.00	6,000.00		6,000.00	4,578.00	4,578.00	1618
80,723.00			80,723.00	71,480.36		71,480.36	9,242.64	9,242.64	1619
6,275.00			6,275.00	5,938.04		5,938.04	336.96	336.96	1620
35,921.00			35,921.00	34,361.70		34,361.70	1,559.30	1,559.30	1621
2,132,762.00			2,132,762.00	2,115,127.82		2,115,127.82	17,634.18	17,634.18	1622
40,360.00			40,360.00	37,191.73		37,191.73	3,168.27	3,168.27	1623
546,183.00			546,183.00	528,863.71		528,863.71	17,319.29	17,319.29	1624
51,509.00			51,509.00	48,469.29		48,469.29	3,039.71	3,039.71	1625
205,919.00			205,919.00	187,405.89		187,405.89	18,513.11	18,513.11	1626
1,226,830.00			1,226,830.00	1,193,483.89		1,193,483.89	33,346.11	33,346.11	1627
22,525.00			22,525.00	18,971.00		18,971.00	3,554.00	3,554.00	1628
411,544.00			411,544.00	395,275.31		395,275.31	16,268.69	16,268.69	1629
24,964.00			24,964.00	24,869.71		24,869.71	94.29	94.29	1630
57,980.00			57,980.00	43,722.32		43,722.32	14,257.68	14,257.68	1631
10,771.00			10,771.00	10,770.78		10,770.78	22	22	1632
19,741.22			19,741.22	4,858.38		4,858.38	14,882.84	14,882.84	1633
61,748.11			61,748.11	60,690.96		60,690.96	1,057.15	1,057.15	1634
18,950.99			18,950.99	18,046.57		18,046.57	904.42	904.42	1635
21,000.00			21,000.00				21,000.00	21,000.00	1636
5,787.88			5,787.88	5,787.88		5,787.88			1637
(32,000.00)			114,706.40	113,149.70		113,149.70	1,556.70	1,556.70	1638
14,056.49			22,769.90	21,564.92		21,564.92	1,204.98	1,204.98	1639
32,000.00			34,495.05	34,308.63		34,308.63	186.42	186.42	1640
			42,951.96	40,613.10		40,613.10	2,338.86	2,338.86	1641
			90,565.05	79,831.58		79,831.58	10,733.47	10,733.47	1642
			2,466.78	1,899.34		1,899.34	569.44	569.44	1643
			1,440,619.02	1,312,179.34		1,312,179.34	128,439.68	128,439.68	1644
			30,953.01	30,125.28		30,125.28	827.73	827.73	1645
	3,000.00		751,645.36	689,927.15		689,927.15	61,718.21	61,718.21	1646
			30,050.00	22,221.76		22,221.76	7,828.24	7,828.24	1647
53,800.00			53,800.00	40,360.97		40,360.97	13,439.03	13,439.03	1648
112,807.93			112,807.93				112,807.93	112,807.93	1649
	31,000.00		1,790,080.00	980,476.36		980,476.36	809,603.64	840,603.64	1650
\$ 1,980,480.62	\$ 34,000.00		\$ 36,120,716.70	\$ 33,616,193.15		\$ 33,616,193.15	\$ 2,504,523.55	\$ 2,538,523.55	1651

ABSTRACT OF GENERAL REVENUE APPROPRIATIONS

Line No.	Dept. and Div. No.	Acct. No.	NAME OF APPROPRIATION	APPROPRIATIONS			
				Certifications from Prior Year	Less Reversions of Jan. 1, 1980	General Appropriation Act	Other
590-604 HEALTH AND REHABILITATIVE SERVICES, DEPARTMENT OF (Continued)							
595 Division of Mental Health Services:							
Control—							
1652	0003		Other Personal Services	\$	\$	\$ 106,545.00	\$
1653	0004		Expenses			3,476.00	
1654	0006		Operating Capital Outlay			888.00	
1655	0007		Food Products			13,023.00	
1656	0029		Lump Sum—District Priority Projects			1,100,000.00	
1657	0030		Aid to Local Governments—Community Mental Health Services			13,390,224.00	
1658	0031		Aid to Local Governments—Purchased Client Services—Drug Abuse			754,710.00	
1659	0032		Aid to Local Governments—Community Alcoholic Services			4,413,705.00	
1660	0033		Aid to Local Governments—Purchased Client Services—Adolescents and Children			1,151,666.00	
1661	0034		Aid to Local Governments—Purchased Client Services—Baker Act			15,489,885.00	
1662	0036		Aid to Local Governments—Indigent Psychiatric Medication Program			933,680.00	
1663	0037		Aid to Local Governments—Community Drug Abuse Services			2,613,545.00	
1664	0039		Aid to Local Governments—Community Mental Health Services—Adolescents and Children			1,014,282.00	
1665	0096		Certifications Forward—Aid to Local Governments	3,767,173.76			
1666	0099		Certifications Forward	10,427.91			
District I—							
1667	0129		Lump Sum—District Priority Project				
1668	0130		Aid to Local Governments—Mental Health Services				
1669	0131		Aid to Local Government—Purchased Client Services—Drug Abuse				
1670	0132		Aid to Local Government—Community Alcoholic Services				
1671	0133		Aid to Local Governments—Purchased Client Services—Adolescents and Children				
1672	0134		Aid to Local Government—Purchased Client Services—Baker Act				
1673	0137		Aid to Local Government—Community Drug Abuse Services				
1674	0196		Certifications Forward—Aid to Local Government		1,592.57		
1675	0199		Certifications Forward		7,271.91		
District II—							
1676	0229		Lump Sum—District Priority Projects				
1677	0230		Aid to Local Governments—Mental Health Services				
1678	0231		Aid to Local Governments—Purchased Client Services—Drug Abuse				
1679	0232		Aid to Local Governments—Community Alcoholic Services				
1680	0233		Aid to Local Governments—Purchased Client Services—Adolescents and Children				
1681	0234		Aid to Local Governments—Purchased Client Services—Baker Act				
1682	0236		Aid to Local Governments—Indigent Psychiatric Medication Program				
1683	0237		Aid to Local Governments—Community Drug Abuse Services				
1684	0239		Aid to Local Governments—Community Health Services—Adolescents and Children				
1685	0296		Certifications Forward—Aid to Local Governments		48,245.76		
District III—							
1686	0329		Lump Sum—District Priority Projects				
1687	0330		Aid to Local Governments—Community Mental Health Services				
1688	0331		Aid to Local Governments—Purchased Client Services—Drug Abuse				
1689	0332		Aid to Local Governments—Community Alcoholic Services				
1690	0333		Aid to Local Governments—Purchased Client Services—Adolescents and Children				
1691	0334		Aid to Local Governments—Purchased Client Services—Baker Act				
1692	0337		Aid to Local Governments—Community Drug Abuse Services				
1693	0339		Aid to Local Governments—Community Health Services—Adolescents and Children				
1694	0396		Certifications Forward—Aid to Local Governments		26,460.28		
District IV—							
1695	0429		Lump Sum—District Priority Projects				
1696	0430		Aid to Local Governments—Community Mental Health Services				
1697	0431		Aid to Local Governments—Purchased Client Services—Drug Abuse				
1698	0432		Aid to Local Governments—Community Alcoholic Services				
1699	0433		Aid to Local Governments—Purchased Client Services—Adolescents and Children				
1700	0434		Aid to Local Governments—Purchased Client Services—Baker Act				
1701	0437		Aid to Local Governments—Community Drug Abuse Services				
1702	0496		Certifications Forward—Aid to Local Governments		32,406.67		
District V—							
1703	0529		Lump Sum—District Priority Projects				
1704	0530		Aid to Local Governments—Community Mental Services				
1705	0531		Aid to Local Governments—Purchased Client Services—Drug Abuse				
1706	0532		Aid to Local Governments—Community Alcoholic Services				
1707	0533		Aid to Local Governments—Purchased Client Services—Adolescents and Children				
1708	0534		Aid to Local Governments—Purchased Client Services—Baker Act				
1709	0537		Aid to Local Governments—Community Drug Abuse Services				
1710	0596		Certifications Forward—Aid to Local Governments		4,339.90		
District VI—							
1711	0629		Lump Sum—District Priority Projects				
1712	0630		Aid to Local Governments—Community Mental Health Services				
1713	0631		Aid to Local Governments—Purchased Client Services—Drug Abuse				
1714	0632		Aid to Local Governments—Community Alcoholic Services				
1715	0633		Aid to Local Governments—Purchased Client Services—Adolescents and Children				

ABSTRACT OF GENERAL REVENUE APPROPRIATIONS

Adjustments	Less Appropriations in Reserve	Plus Refunds and Restorations	Total Available	DISBURSEMENTS			Total Available Unexpended	Unexpended Appropriations June 30, 1980	Line No.
				Regular	Transfers	Total			
\$ (106,545.00)	\$	\$	\$	\$	\$	\$	\$	\$	1652
(3,476.00)									1653
(888.00)									1654
(13,023.00)									1655
(1,100,000.00)									1656
(13,390,224.00)									1657
(754,710.00)									1658
(4,413,705.00)									1659
(1,151,666.00)									1660
(15,366,885.00)			123,000.00				123,000.00	123,000.00	1661
(933,680.00)									1662
(2,613,545.00)									1663
(1,014,282.00)									1664
(3,767,173.76)									1665
(10,427.91)									1666
74,866.00			74,866.00	34,733.00		34,733.00	40,133.00	40,133.00	1667
765,275.00			765,275.00	765,274.00		765,274.00	1.00	1.00	1668
49,354.00			49,354.00	44,885.00		44,885.00	4,469.00	4,469.00	1669
283,078.00			283,078.00	283,077.00		283,077.00	1.00	1.00	1670
16,270.00			16,270.00	8,737.50		8,737.50	7,532.50	7,532.50	1671
381,598.00			381,598.00	288,504.11		288,504.11	93,093.89	93,093.89	1672
191,758.00			191,758.00	161,735.69		161,735.69	30,022.31	30,022.31	1673
103,579.04			101,986.47	101,986.47		101,986.47			1674
7,271.91									1675
69,916.00			69,916.00	37,949.76		37,949.76	31,966.24	31,966.24	1676
994,386.00			994,386.00	919,386.59		919,386.59	74,999.41	74,999.41	1677
46,157.00			46,157.00	40,194.00		40,194.00	5,963.00	5,963.00	1678
177,728.00			177,728.00	177,727.82		177,727.82	.18	.18	1679
37,440.00			37,440.00	16,375.50		16,375.50	21,064.50	21,064.50	1680
1,062,283.00			1,062,283.00	922,384.59		922,384.59	139,898.41	139,898.41	1681
933,680.00			933,680.00	923,187.42		923,187.42	10,492.58	10,492.58	1682
133,597.00			133,597.00	129,034.30		129,034.30	4,562.70	4,562.70	1683
134,041.00			134,041.00	134,032.50		134,032.50	8.50	8.50	1684
293,310.82			245,065.06	245,065.06		245,065.06			1685
129,091.00			129,091.00	32,666.17		32,666.17	96,424.83	96,424.83	1686
939,256.00			939,256.00	939,256.00		939,256.00			1687
15,560.00			15,560.00	8,055.00		8,055.00	7,505.00	7,505.00	1688
213,929.00			213,929.00	213,929.00		213,929.00			1689
24,545.00			24,545.00	19,695.00		19,695.00	4,850.00	4,850.00	1690
873,962.00			873,962.00	663,059.52		663,059.52	210,902.48	210,902.48	1691
203,133.00			203,133.00	161,306.80		161,306.80	41,826.20	41,826.20	1692
174,779.00			174,779.00	174,778.50		174,778.50	.50	.50	1693
192,975.82			166,515.54	166,515.54		166,515.54			1694
103,158.00			103,158.00	76,875.00		76,875.00	26,283.00	26,283.00	1695
1,642,146.00			1,642,146.00	1,634,904.03		1,634,904.03	7,241.97	7,241.97	1696
30,565.00			30,565.00	26,120.00		26,120.00	4,445.00	4,445.00	1697
662,434.00			662,434.00	661,918.15		661,918.15	515.85	515.85	1698
126,978.00			126,978.00	98,943.42		98,943.42	28,034.58	28,034.58	1699
1,699,242.00			1,699,242.00	1,375,843.69		1,375,843.69	323,398.31	323,398.31	1700
574,934.00			574,934.00	449,961.11		449,961.11	124,972.89	124,972.89	1701
533,442.22			501,035.55	501,035.55		501,035.55			1702
78,241.00			78,241.00	39,112.00		39,112.00	39,129.00	39,129.00	1703
1,431,938.00			1,431,938.00	1,387,490.31		1,387,490.31	44,447.69	44,447.69	1704
50,440.00			50,440.00	42,307.34		42,307.34	8,132.66	8,132.66	1705
306,160.00			306,160.00	306,160.00		306,160.00			1706
60,971.00			60,971.00	18,286.35		18,286.35	42,684.65	42,684.65	1707
1,646,458.00			1,646,458.00	1,253,467.69		1,253,467.69	392,990.31	392,990.31	1708
181,651.00			181,651.00	164,857.31		164,857.31	16,793.69	16,793.69	1709
403,724.43			399,384.53	399,384.53		399,384.53			1710
131,980.00			131,980.00	111,667.50		111,667.50	20,312.50	20,312.50	1711
1,140,034.00			1,140,034.00	1,120,513.95		1,120,513.95	19,520.05	19,520.05	1712
35,261.00			35,261.00	28,716.00		28,716.00	6,545.00	6,545.00	1713
580,570.00			580,570.00	576,462.68		576,462.68	4,107.32	4,107.32	1714
6,017.00			6,017.00				6,017.00	6,017.00	1715

ABSTRACT OF GENERAL REVENUE APPROPRIATIONS

Line No.	Dept. and Div. No.	Acct. No.	NAME OF APPROPRIATION	APPROPRIATIONS			
				Certifications from Prior Year	Less Reversions of Jan. 1, 1980	General Appropriation Act	Other
590-604 HEALTH AND REHABILITATIVE SERVICES, DEPARTMENT OF (Continued)							
595 Division of Mental Health Services: (Continued)							
District VI— (Continued)							
1716	0634		Aid to Local Governments—Purchased Client Services—Baker Act	\$	\$	\$	\$
1717	0637		Aid to Local Governments—Community Drug Abuse Services				
1718	0696		Certifications Forward—Aid to Local Governments		2,186.11		
District VII—							
1719	0729		Lump Sum—District Priority Project				
1720	0730		Aid to Local Governments—Community Health Services				
1721	0731		Aid to Local Governments—Purchased Client Services—Drug Abuse				
1722	0732		Aid to Local Governments—Community Alcoholic Services				
1723	0733		Aid to Local Governments—Purchased Client Services—Adolescents and Children				
1724	0734		Aid to Local Governments—Purchased Client Services—Baker Act				
1725	0737		Aid to Local Governments—Community Drug Abuse Services				
1726	0796		Certifications Forward—Aid to Local Governments		19,568.38		
District VIII—							
1727	0829		Lump Sum—District Projects				
1728	0830		Aid to Local Governments—Community Mental Health Services				
1729	0831		Aid to Local Governments—Purchased Client Services—Drug Abuse				
1730	0832		Aid to Local Governments—Community Alcoholic Services				
1731	0833		Aid to Local Governments—Purchased Client Services—Adolescents and Children				
1732	0834		Aid to Local Governments—Purchased Client Services—Baker Act				
1733	0837		Aid to Local Governments—Community Drug Abuse Services				
	0839		Aid to Local Governments—Community Mental Health Services—				
1734			Adolescents and Children				
1735	0896		Certifications Forward—Aid to Local Governments		1,583.26		
District IX—							
1736	0903		Other Personal Services				
1737	0904		Expenses				
1738	0906		Operating Capital Outlay				
1739	0907		Food Products				
1740	0929		Lump Sum—District Priority Project				
1741	0930		Aid to Local Governments—Community Mental Health Services				
1742	0931		Aid to Local Governments—Purchased Client Services—Drug Abuse				
1743	0932		Aid to Local Governments—Community Alcoholic Services				
1744	0933		Aid to Local Governments—Purchased Client Services—Adolescents and Children				
1745	0934		Aid to Local Governments—Purchased Client Services—Baker Act				
1746	0937		Aid to Local Governments—Community Drug Abuse Program				
1747	0996		Certifications Forward—Aid to Local Governments		50,708.65		
1748	0999		Certifications Forward		132.84		
District X—							
1749	1029		Lump Sum—District Priority Projects				
1750	1030		Aid to Local Governments—Community Mental Health Services				
1751	1031		Aid to Local Governments—Purchased Client Services—Drug Abuse				
1752	1032		Aid to Local Governments—Community Alcoholic Services				
1753	1033		Aid to Local Governments—Purchased Client Services—Adolescents and Children				
1754	1034		Aid to Local Governments—Purchased Client Services—Baker Act				
1755	1037		Aid to Local Governments—Community Drug Abuse Services				
1756	1096		Certifications Forward—Aid to Local Governments		17,505.09		
District XI—							
1757	1129		Lump Sum—District Priority Projects				
1758	1130		Aid to Local Governments—Community Mental Health Services				
1759	1131		Aid to Local Governments—Purchased Client Services—Drug Abuse				
1760	1132		Aid to Local Governments—Community Alcoholic Services				
1761	1133		Aid to Local Governments—Purchased Client Services				
1762	1134		Aid to Local Governments—Purchased Client Services—Baker Act				
1763	1137		Aid to Local Governments—Community Drug Abuse Services				
1764	1139		Aid to Local Governments—Community Mental Health—Adolescents and Children				
1765	1196		Certifications Forward—Aid to Local Governments		72,841.67		
Control—Institutions—							
1766	2001		Salaries			75,598,587.00	
1767	2003		Other Personal Services			823,196.00	
1768	2004		Expense			13,830,118.00	
1769	2006		Operating Capital Outlay			515,907.00	
1770	2007		Food Products			3,927,800.00	
1771	2035		Aid to Local Governments—Community Residential Services			540,256.00	
1772	2038		FCO—Major Repairs and Renovations	15,577.17			
1773	2039		Lump Sum—Staffing Upgrades—SFS Hospital			900,000.00	
1774	2048		FCO—Equipment for Evaluation Centers	209.17			
1775	2058		FCO—Improvements to Forensic Facility—SFS Hospital	22,342.03			
1776	2068		FCO—Completion of Renovation Forensic Unit—SFS Hospital	43,512.48			
1777	2078		FCO—Building for Forensic Units—SFS Hospital	498,753.85			
1778	2088		FCO—Equipment Replacement—Mental Hospitals	1,029,014.58			
1779	2099		Certifications Forward	3,094,560.25			

ABSTRACT OF GENERAL REVENUE APPROPRIATIONS

Adjustments	Less Appropriations in Reserve	Plus Refunds and Restorations	Total Available	DISBURSEMENTS			Total Available Unexpended	Unexpended Appropriations June 30, 1980	Line No.
				Regular	Transfers	Total			
\$ 1,594,017.00	\$	\$	\$ 1,594,017.00	\$ 1,416,346.55	\$	\$ 1,416,346.55	\$ 177,670.45	\$ 177,670.45	1716
175,615.00			175,615.00	138,643.75		138,643.75	36,971.25	36,971.25	1717
241,291.97			239,105.86	239,105.86		239,105.86			1718
80,182.00			80,182.00	49,681.00		49,681.00	30,501.00	30,501.00	1719
1,046,376.00			1,046,376.00	1,046,335.58		1,046,335.58	40.42	40.42	1720
84,065.00			84,065.00	68,296.00		68,296.00	15,769.00	15,769.00	1721
298,226.00			298,226.00	298,143.61		298,143.61	82.39	82.39	1722
43,537.00			43,537.00	2,553.63		2,553.63	40,983.37	40,983.37	1723
1,639,163.00			1,639,163.00	1,323,179.48		1,323,179.48	315,983.52	315,983.52	1724
253,484.00			253,484.00	186,862.45		186,862.45	66,621.55	66,621.55	1725
427,656.29			408,087.91	408,087.91		408,087.91			1726
103,167.00			103,167.00	41,419.96		41,419.96	61,747.04	61,747.04	1727
1,261,877.00			1,261,877.00	1,257,916.37		1,257,916.37	3,960.63	3,960.63	1728
9,153.00			9,153.00	6,405.00		6,405.00	2,748.00	2,748.00	1729
298,775.00			298,775.00	298,774.25		298,774.25	.75	.75	1730
36,395.00			36,395.00	25,380.00		25,380.00	11,015.00	11,015.00	1731
1,705,857.00			1,705,857.00	1,309,855.35		1,309,855.35	396,201.65	396,201.65	1732
149,348.00			149,348.00	119,644.43		119,644.43	29,703.57	29,703.57	1733
50,457.00			50,457.00	50,457.00		50,457.00			1734
277,956.84			276,373.58	276,373.58		276,373.58			1735
106,545.00			106,545.00	104,760.40		104,760.40	1,784.60	1,784.60	1736
7,271.00			7,271.00	6,398.18		6,398.18	872.82	872.82	1737
888.00			888.00	170.92		170.92	717.08	717.08	1738
9,228.00			9,228.00	1,950.50		1,950.50	7,277.50	7,277.50	1739
95,963.00			95,963.00	18,277.88		18,277.88	77,685.12	77,685.12	1740
2,086,949.00			2,086,949.00	1,933,353.29		1,933,353.29	153,595.71	153,595.71	1741
38,777.00			38,777.00	27,740.00		27,740.00	11,037.00	11,037.00	1742
267,680.00			267,680.00	267,680.00		267,680.00			1743
166,289.00			166,289.00	63,826.37		63,826.37	102,462.63	102,462.63	1744
928,648.00			928,648.00	917,299.64		917,299.64	11,348.36	11,348.36	1745
178,820.00			178,820.00	86,846.00		86,846.00	91,974.00	91,974.00	1746
333,659.10			282,950.45	282,950.45		282,950.45			1747
3,156.00			3,023.16	3,023.16		3,023.16			1748
71,013.00			71,013.00	5,400.00		5,400.00	65,613.00	65,613.00	1749
830,640.00			830,640.00	830,640.00		830,640.00			1750
100,588.00			100,588.00	31,320.00		31,320.00	69,268.00	69,268.00	1751
328,619.00			328,619.00	328,619.00		328,619.00			1752
150,122.00			150,122.00	108,270.00		108,270.00	41,852.00	41,852.00	1753
1,623,715.00			1,623,715.00	1,063,752.64		1,063,752.64	559,962.36	559,962.36	1754
262,678.00			262,678.00	175,494.96		175,494.96	87,183.04	87,183.04	1755
499,987.81			482,482.72	482,482.72		482,482.72			1756
148,303.00			148,303.00	99,906.06		99,906.06	48,396.94	48,396.94	1757
1,479,942.00			1,479,942.00	1,425,273.76		1,425,273.76	54,668.24	54,668.24	1758
219,603.00			219,603.00	217,992.14		217,992.14	1,610.86	1,610.86	1759
649,171.00			649,171.00	604,446.46		604,446.46	44,724.54	44,724.54	1760
302,519.00			302,519.00	172,790.09		172,790.09	129,728.91	129,728.91	1761
2,163,930.00			2,163,930.00	1,607,861.05		1,607,861.05	556,068.95	556,068.95	1762
383,714.00			383,714.00	209,928.17		209,928.17	173,785.83	173,785.83	1763
655,005.00			655,005.00	655,003.00		655,003.00	2.00	2.00	1764
459,589.42			386,747.75	386,747.75		386,747.75			1765
(75,598,587.00)									1766
(823,196.00)									1767
(13,830,118.00)									1768
(515,907.00)									1769
(3,927,800.00)									1770
(540,256.00)									1771
			15,577.17				15,577.17	15,577.17	1772
(900,000.00)									1773
			209.17	190.45		190.45	18.72	18.72	1774
			22,342.03	22,342.03		22,342.03			1775
			43,512.48	43,512.48		43,512.48			1776
			498,753.85	431,514.49		431,514.49	67,239.36	67,239.36	1777
(1,029,014.58)									1778
(2,829,443.64)			265,116.61	265,116.61		265,116.61			1779

ABSTRACT OF GENERAL REVENUE APPROPRIATIONS

Line No.	Dept. and Div. No.	Acct. No.	NAME OF APPROPRIATION	APPROPRIATIONS			
				Certifications from Prior Year	Less Reversions of Jan. 1, 1980	General Appropriation Act	Other
590-604 HEALTH AND REHABILITATIVE SERVICES, DEPARTMENT OF (Continued)							
595 Division of Mental Health Services: (Continued)							
Santa Rosa Geriatric Unit—Institutions—							
1780	2135		Aid to Local Governments—Community Residential Services	\$	\$	\$	\$
Mental Health Institute—Institutions—							
1781	2201		Salaries				
1782	2203		Other Personal Services				
1783	2204		Expenses				
1784	2206		Operating Capital Outlay				
1785	2207		Food Products				
1786	2299		Certifications Forward		2,543.15		
Florida State Hospital—Institutions—							
1787	2301		Salaries				
1788	2303		Other Personal Services				
1789	2304		Expenses				
1790	2306		Operating Capital Outlay				
1791	2307		Food Products				
1792	2388		FCO—Equipment Replacement—Mental Hospitals				
1793	2399		Certifications Forward				
G. Pierce Wood Memorial Hospital—Institutions—							
1794	2401		Salaries				
1795	2403		Other Personal Services				
1796	2404		Expenses				
1797	2406		Operating Capital Outlay				
1798	2407		Food Products				
1799	2488		FCO—Equipment Replacement—Mental Hospitals				
1800	2499		Certifications Forward				
Northeast Florida State Hospital—Institutions—							
1801	2501		Salaries				
1802	2503		Other Personal Services				
1803	2504		Expense				
1804	2506		Operating Capital Outlay				
1805	2507		Food Products				
1806	2588		FCO—Equipment Replacement—Mental Hospitals				
1807	2599		Certifications Forward		133.57		
South Florida State Hospital—Institutions—							
1808	2601		Salaries				
1809	2603		Other Personal Services				
1810	2604		Expenses				
1811	2606		Operating Capital Outlay				
1812	2607		Food Products				
1813	2688		FCO—Equipment Replacement—Mental Hospitals				
1814	2699		Certifications Forward				
North Florida Evaluation Treatment Center—Institutions—							
1815	2701		Salaries				
1816	2703		Other Personal Services				
1817	2704		Expense				
1818	2706		Operating Capital Outlay				
1819	2707		Food Products				
1820	2799		Certifications Forward		5,555.37		
Florida Alcoholism Treatment Center—Institutions—							
1821	2801		Salaries				
1822	2803		Other Personal Services				
1823	2804		Expense				
1824	2806		Operating Capital Outlay				
1825	2807		Food Products				
1826	2899		Certifications Forward		1,122.04		
Institutions—							
1827	3008		FCO—Replacement of Equipment—Patient Areas—FSH			500,000.00	
1828	3018		FCO—Replacement of Equipment—Patient Areas			750,000.00	
1829	3418		FCO—Replacement of Equipment—Patient Areas—NEFSH				
1830	3818		FCO—Replacement of Equipment—Patient Areas—GPWMH				
1831	4018		FCO—Replacement of Equipment—SFH				
1832			Total Division of Mental Health	\$ 8,481,571.20	\$ 294,197.22	\$ 138,371,493.00	\$
596 Division of Retardation Services:							
Control—							
1833	0001		Salaries	\$	\$	\$ 2,641,333.00	\$
1834	0003		Other Personal Services			25,192.00	
1835	0004		Expenses			557,115.00	
1836	0006		Operating Capital Outlay			85,794.00	
1837	0007		Food Products			22,604.00	
1838	0010		Special Categories—Community Residential Training			18,863,057.00	

ABSTRACT OF GENERAL REVENUE APPROPRIATIONS

Adjustments	Less Appropriations in Reserve	Plus Refunds and Restorations	Total Available	DISBURSEMENTS			Total Available Unexpended	Unexpended Appropriations June 30, 1980	Line No.
				Regular	Transfers	Total			
\$ 540,256.00	\$	\$	\$ 540,256.00	\$ 462,261.79	\$	\$ 462,261.79	\$ 77,994.21	\$ 77,994.21	1780
4,917,601.00			4,917,601.00	4,761,058.36		4,761,058.36	156,542.64	156,542.64	1781
174,300.00			174,300.00	166,051.00		166,051.00	8,249.00	8,249.00	1782
917,083.00			917,083.00	901,862.05		901,862.05	15,220.95	15,220.95	1783
52,430.00			52,430.00	36,216.15		36,216.15	16,213.85	16,213.85	1784
87,785.00			87,785.00	79,005.41		79,005.41	8,779.59	8,779.59	1785
136,735.42			134,192.27	134,192.27		134,192.27			1786
27,831,922.00			27,831,922.00	27,198,744.78		27,198,744.78	633,177.22	633,177.22	1787
423,124.00			423,124.00	356,274.81		356,274.81	66,849.19	66,849.19	1788
6,845,944.00			6,845,944.00	6,180,584.45		6,180,584.45	665,359.55	665,359.55	1789
133,454.00			133,454.00	57,421.53		57,421.53	76,032.47	76,032.47	1790
1,327,346.00			1,327,346.00	1,221,672.35		1,221,672.35	105,673.65	105,673.65	1791
247,683.57			247,683.57	175,322.02		175,322.02	72,361.55	72,361.55	1792
933,107.28			933,107.28	933,107.28		933,107.28			1793
9,707,996.00			9,707,996.00	9,255,721.22		9,255,721.22	452,274.78	452,274.78	1794
215,172.00			215,172.00	173,810.44		173,810.44	41,361.56	41,361.56	1795
2,473,991.00			2,473,991.00	2,473,723.85		2,473,723.85	267.15	267.15	1796
101,274.00			101,274.00	91,452.18		91,452.18	9,821.82	9,821.82	1797
772,469.00			772,469.00	758,810.50		758,810.50	13,658.50	13,658.50	1798
258,049.92			258,049.92	188,695.09		188,695.09	69,354.83	69,354.83	1799
381,529.35			381,529.35	381,529.35		381,529.35			1800
11,565,215.00			11,565,215.00	11,168,526.24		11,168,526.24	396,688.76	396,688.76	1801
152,318.00			152,318.00	128,404.12		128,404.12	23,913.88	23,913.88	1802
2,357,970.00			2,357,970.00	2,348,737.30		2,348,737.30	9,232.70	9,232.70	1803
127,527.00			127,527.00	83,805.96		83,805.96	43,721.04	43,721.04	1804
749,196.00			749,196.00	727,049.03		727,049.03	22,146.97	22,146.97	1805
290,786.68			290,786.68	132,624.31		132,624.31	158,162.37	158,162.37	1806
367,688.47			367,688.47	367,554.90		367,554.90			1807
19,367,319.00			19,367,319.00	18,175,140.43		18,175,140.43	1,192,178.57	1,192,178.57	1808
546,464.00			546,464.00	310,338.61		310,338.61	236,125.39	236,125.39	1809
3,743,308.00			3,743,308.00	3,445,483.97		3,445,483.97	297,824.03	297,824.03	1810
100,801.00			100,801.00	42,707.77		42,707.77	58,093.23	58,093.23	1811
775,247.00			775,247.00	725,308.15		725,308.15	49,938.85	49,938.85	1812
232,494.41			232,494.41	230,853.89		230,853.89	1,640.52	1,640.52	1813
783,796.00			783,796.00	783,796.00		783,796.00			1814
4,506,307.00			4,506,307.00	4,371,952.65		4,371,952.65	134,354.35	134,354.35	1815
40,505.00			40,505.00	23,325.60		23,325.60	17,179.40	17,179.40	1816
634,367.00			634,367.00	624,019.68		624,019.68	10,347.32	10,347.32	1817
26,671.00			26,671.00	22,643.92		22,643.92	4,027.08	4,027.08	1818
158,441.00			158,441.00	137,742.30		137,742.30	20,698.70	20,698.70	1819
162,402.91			156,847.54	156,847.54		156,847.54			1820
715,903.00			715,903.00	689,111.97		689,111.97	26,791.03	26,791.03	1821
39,694.00			39,694.00	38,856.47		38,856.47	837.53	837.53	1822
203,245.00			203,245.00	178,506.21		178,506.21	24,738.79	24,738.79	1823
14,478.00			14,478.00	14,187.10		14,187.10	290.90	290.90	1824
57,316.00			57,316.00	48,085.81		48,085.81	9,230.19	9,230.19	1825
64,184.21			63,062.17	63,062.17		63,062.17			1826
			500,000.00	18,001.49		18,001.49	481,998.51	481,998.51	1827
(695,810.00)			54,190.00				54,190.00	54,190.00	1828
219,453.00			219,453.00	51,569.87		51,569.87	167,883.13	167,883.13	1829
246,637.00			246,637.00	1,848.06		1,848.06	244,788.94	244,788.94	1830
229,720.00			229,720.00	7,434.56		7,434.56	222,285.44	222,285.44	1831
\$ 5,907,120.00	\$	\$	\$ 152,465,966.98	\$ 140,438,743.82	\$	\$ 140,438,743.82	\$ 12,027,243.16	\$ 12,027,243.16	1832
(2,641,333.00)	\$	\$	\$	\$	\$	\$	\$	\$	1833
(25,191.92)			.08				.08	.08	1834
(557,115.00)									1835
(85,794.00)									1836
(22,604.00)									1837
(18,856,777.00)			6,280.00				6,280.00	6,280.00	1838

ABSTRACT OF GENERAL REVENUE APPROPRIATIONS

Line No.	Dept. and Div. No.	Acct. No.	NAME OF APPROPRIATION	APPROPRIATIONS			
				Certifications from Prior Year.	Less Reversions of Jan. 1, 1980	General Appropriation Act	Other
590-604 HEALTH AND REHABILITATIVE SERVICES, DEPARTMENT OF (Continued)							
596 Division of Retardation Services: (Continued)							
Control— (Continued)							
1839	0020		Special Categories—Independent Family Living	\$	\$	\$ 5,506,990.00	\$
1840	0021		Special Categories—Start Up Funds Group Homes	80,000.00
1841	0030		Aid to Local Governments—Community Retardation Services	1,099,242.00
1842	0031		Aid to Local Governments—Florida Special Olympics	106,468.00
1843	0040		Special Categories—Developmental Disabilities	947,822.00
1844	0050		Special Categories—Start Up Funds—ICF/MRIS	450,000.00
1845	0070		Special Categories—Involuntary Admission Hearings	389,296.00
1846	0080		Special Categories—Intermediate Care Facility/Mentally Retarded	3,249,531.00
1847	0090		Special Categories—Contracted Casework Services	238,036.00
1848	0096		Certifications Forward—Aid to Local Governments	105,564.02	36,259.02		
1849	0099		Certifications Forward	1,639,090.29			
District I—							
1850	0101		Salaries				
1851	0103		Other Personal Services				
1852	0104		Expenses				
1853	0106		Operating Capital Outlay				
1854	0110		Special Categories—Community Residential Training				
1855	0120		Special Categories—Independent Family Living				
1856	0130		Aid to Local Government—Community Retardation Services				
1857	0140		Special Categories—Developmental Disabilities				
1858	0170		Special Categories—Involuntary Admission Hearings				
1859	0199		Certifications Forward		7,357.79		
District II—							
1860	0201		Salaries				
1861	0203		Other Personal Services				
1862	0204		Expenses				
1863	0206		Operating Capital Outlay				
1864	0210		Special Categories—Community Residential Training				
1865	0220		Special Categories—Independent Family Living				
1866	0230		Aid to Local Government—Community Retardation Services				
1867	0240		Special Categories—Developmental Disabilities				
1868	0270		Special Categories—Involuntary Admissions Hearing				
1869	0296		Certifications Forward—Aid to Local Governments		45,225.25		
1870	0299		Certifications Forward		52,614.85		
District III—							
1871	0301		Salaries				
1872	0304		Expenses				
1873	0306		Operating Capital Outlay				
1874	0310		Special Categories—Community Residential Training				
1875	0320		Special Categories—Independent Family Living				
1876	0330		Aid to Local Governments—Community Retardation Services				
1877	0340		Special Categories—Developmental Disabilities				
1878	0399		Certifications Forward		23,575.61		
District IV—							
1879	0401		Salaries				
1880	0403		Other Personal Services				
1881	0404		Expenses				
1882	0406		Operating Capital Outlay				
1883	0407		Food Products				
1884	0410		Special Categories—Community Residential Training				
1885	0420		Special Categories—Independent Family Living				
1886	0430		Aid to Local Government—Community Retardation Services				
1887	0440		Special Categories—Developmental Disabilities				
1888	0499		Certifications Forward		56,849.31		
District V—							
1889	0501		Salaries				
1890	0503		Other Personal Services				
1891	0504		Expenses				
1892	0506		Operating Capital Outlay				
1893	0507		Food Products				
1894	0510		Special Categories—Community Residential Training				
1895	0520		Special Categories—Independent Family Living				
1896	0530		Aid to Local Government—Community Retardation Services				
1897	0540		Special Categories—Developmental Disabilities				
1898	0570		Special Categories—Involuntary Admissions Hearings				
1899	0599		Certifications Forward		6,709.19		
District VI—							
1900	0601		Salaries				
1901	0603		Other Personal Services				
1902	0604		Expenses				
1903	0606		Operating Capital Outlay				
1904	0610		Special Categories—Community Residential Training				

ABSTRACT OF GENERAL REVENUE APPROPRIATIONS

Adjustments	Less Appropriations in Reserve	Plus Refunds and Restorations	Total Available	DISBURSEMENTS			Total Available Unexpended	Unexpended Appropriations June 30, 1980	Line No.
				Regular	Transfers	Total			
\$ (5,506,990.00)									1839
			80,000.00	80,000.00		80,000.00			1840
(1,099,242.00)									1841
			106,468.00	106,468.00		106,468.00			1842
(947,822.00)									1843
			450,000.00	450,000.00		450,000.00			1844
(389,296.00)									1845
(1,112,959.00)			2,136,572.00	1,838,168.63		1,838,168.63	298,403.37	298,403.37	1846
			238,036.00	233,777.00		233,777.00	4,259.00	4,259.00	1847
(69,305.00)									1848
(1,639,090.29)									1849
177,718.00			177,718.00	168,188.66		168,188.66	9,529.34	9,529.34	1850
1,742.00			1,742.00	221.44		221.44	1,520.56	1,520.56	1851
44,622.00			44,622.00	41,427.31		41,427.31	3,194.69	3,194.69	1852
5,118.00			5,118.00	2,456.57		2,456.57	2,661.43	2,661.43	1853
426,026.00			426,026.00	351,213.83		351,213.83	74,812.17	74,812.17	1854
470,086.00			470,086.00	413,896.18		413,896.18	56,189.84	56,189.84	1855
42,812.00			42,812.00	40,813.50		40,813.50	1,998.50	1,998.50	1856
85,283.00			85,283.00	72,719.40		72,719.40	12,563.60	12,563.60	1857
5,182.00			5,182.00				5,182.00	5,182.00	1858
116,043.76			108,685.97	108,685.97		108,685.97			1859
348,599.00			348,599.00	329,688.10		329,688.10	18,910.90	18,910.90	1860
12,093.92			12,093.92	7,508.25		7,508.25	4,585.67	4,585.67	1861
95,546.00			95,546.00	89,235.21		89,235.21	6,310.79	6,310.79	1862
21,871.00			21,871.00	19,769.62		19,769.62	2,101.38	2,101.38	1863
1,332,340.00			1,332,340.00	1,158,717.86		1,158,717.86	173,622.14	173,622.14	1864
515,252.00			515,252.00	449,424.08		449,424.08	65,827.92	65,827.92	1865
62,387.00			62,387.00	60,818.25		60,818.25	1,568.75	1,568.75	1866
99,214.00			99,214.00	87,759.33		87,759.33	11,454.67	11,454.67	1867
11,487.00			11,487.00	6,434.00		6,434.00	5,053.00	5,053.00	1868
47,405.00			2,179.75	2,179.75		2,179.75			1869
165,891.00			113,276.15	113,276.15		113,276.15			1870
233,491.00			233,491.00	219,649.20		219,649.20	13,841.80	13,841.80	1871
47,805.00			47,805.00	47,734.13		47,734.13	70.87	70.87	1872
4,352.00			4,352.00	4,130.80		4,130.80	221.20	221.20	1873
1,851,026.00			1,851,026.00	1,734,970.17		1,734,970.17	116,055.83	116,055.83	1874
356,247.00			356,247.00	311,101.87		311,101.87	45,145.13	45,145.13	1875
47,334.00			47,334.00	14,120.03		14,120.03	33,213.97	33,213.97	1876
113,351.00			113,351.00	68,702.51		68,702.51	44,648.49	44,648.49	1877
104,266.39			80,690.78	80,690.78		80,690.78			1878
487,987.00			487,987.00	476,292.13		476,292.13	11,694.87	11,694.87	1879
5,995.00			5,995.00	1,905.00		1,905.00	4,090.00	4,090.00	1880
119,499.00			119,499.00	105,261.17		105,261.17	14,237.83	14,237.83	1881
16,625.00			16,625.00	16,517.94		16,517.94	107.06	107.06	1882
12,802.00			12,802.00	12,729.12		12,729.12	72.88	72.88	1883
1,162,890.00			1,162,890.00	1,059,707.43		1,059,707.43	103,182.57	103,182.57	1884
380,002.00			380,002.00	378,327.09		378,327.09	1,674.91	1,674.91	1885
96,073.00			96,073.00	84,443.46		84,443.46	11,629.54	11,629.54	1886
181,505.00			181,505.00	135,284.79		135,284.79	46,220.21	46,220.21	1887
204,023.51			147,174.20	147,174.20		147,174.20			1888
371,445.00			371,445.00	361,998.17		361,998.17	9,446.83	9,446.83	1889
13,405.00			13,405.00	11,211.68		11,211.68	2,193.32	2,193.32	1890
77,055.00			77,055.00	71,556.00		71,556.00	5,499.00	5,499.00	1891
12,665.00			12,665.00	12,549.21		12,549.21	115.79	115.79	1892
10,454.00			10,454.00	8,351.65		8,351.65	2,102.35	2,102.35	1893
1,046,313.00			1,046,313.00	834,208.38		834,208.38	212,104.62	212,104.62	1894
498,454.00			498,454.00	438,041.47		438,041.47	60,412.53	60,412.53	1895
101,395.00			101,395.00	98,435.94		98,435.94	2,959.06	2,959.06	1896
119,566.00			119,566.00	89,079.17		89,079.17	30,486.83	30,486.83	1897
350.00			350.00				350.00	350.00	1898
175,053.56			168,344.37	168,344.37		168,344.37			1899
166,055.00			166,055.00	158,980.56		158,980.56	7,074.44	7,074.44	1900
744.00			744.00				744.00	744.00	1901
35,005.00			35,005.00	32,136.30		32,136.30	2,868.70	2,868.70	1902
2,611.00			2,611.00	1,506.68		1,506.68	1,104.32	1,104.32	1903
1,929,968.00			1,929,968.00	1,912,858.83		1,912,858.83	17,109.17	17,109.17	1904

ABSTRACT OF GENERAL REVENUE APPROPRIATIONS

Line No.	Dept. and Div. No.	Acct. No.	NAME OF APPROPRIATION	APPROPRIATIONS			
				Certifications from Prior Year	Less Reversions of Jan. 1, 1980	General Appropriation Act	Other
590-604 HEALTH AND REHABILITATION SERVICES, DEPARTMENT OF (Continued)							
596 Division of Retardation Services: (Continued)							
District VI— (Continued)							
1905	0620		Special Categories—Independent Family Living	\$	\$	\$	\$
1906	0630		Aid to Local Governments—Community Retardation Services				
1907	0640		Special Categories—Developmental Disabilities				
1908	0670		Special Categories—Involuntary Admissions Hearings				
1909	0699		Certifications Forward		35,736.51		
District VII—							
1910	0701		Salaries				
1911	0703		Other Personal Services				
1912	0704		Expenses				
1913	0706		Operating Capital Outlay				
1914	0710		Special Categories—Community Residential Training				
1915	0720		Special Categories—Independent Family Living				
1916	0730		Aid to Local Governments—Community Retardation Services				
1917	0740		Special Categories—Developmental Disabilities				
1918	0770		Special Categories—Involuntary Admissions Hearings				
1919	0796		Certifications Forward—Aid to Local Governments				
1920	0799		Certifications Forward		5,663.63		
District VIII—							
1921	0801		Salaries				
1922	0803		Other Personal Services				
1923	0804		Expenses				
1924	0806		Operating Capital Outlay				
1925	0810		Special Categories—Community Residential Training				
1926	0820		Special Categories—Independent Family Living				
1927	0830		Aid to Local Governments—Community Retardation Services				
1928	0840		Special Categories—Developmental Disabilities				
1929	0870		Special Categories—Involuntary Admissions Hearings				
1930	0896		Certifications Forward—Aid to Local Governments				
1931	0899		Certifications Forward		8,571.28		
District IX—							
1932	0901		Salaries				
1933	0903		Other Personal Services				
1934	0904		Expenses				
1935	0906		Operating Capital Outlay				
1936	0910		Special Categories—Community Residential Services				
1937	0920		Special Categories—Independent Family Living				
1938	0930		Aid to Local Governments—Community Retardation Services				
1939	0940		Special Categories—Developmental Disabilities				
1940	0970		Special Categories—Involuntary Admissions Hearings				
1941	0999		Certifications Forward		5,154.09		
District X—							
1942	1001		Salaries				
1943	1003		Other Personal Services				
1944	1004		Expenses				
1945	1006		Operating Capital Outlay				
1946	1010		Special Categories—Community Residential Training				
1947	1020		Special Categories—Independent Family Living				
1948	1030		Aid to Local Governments—Community Retardation Services				
1949	1040		Special Categories—Developmental Disabilities				
1950	1070		Special Categories—Involuntary Admissions Hearings				
1951	1099		Certifications Forward		68,923.55		
District XI—							
1952	1101		Salaries				
1953	1103		Other Personal Services				
1954	1104		Expenses				
1955	1106		Operating Capital Outlay				
1956	1110		Special Categories—Community Residential Training				
1957	1120		Special Categories—Independent Family Living				
1958	1130		Aid to Local Governments—Community Retardation Services				
1959	1140		Special Categories—Developmental Disabilities				
1960	1199		Certifications Forward		52,850.93		
District XII—							
1961	1204		Expenses				
1962	1230		Aid to Local Government—Community Residential Training				
1963	1299		Certifications Forward		10,580.00		
Control—Institutions—							
1964	2001		Salaries			41,139,045.00	
1965	2003		Other Personal Services			1,225,987.00	
1966	2004		Expenses			8,511,626.00	
1967	2006		Operating Capital Outlay			834,322.00	
1968	2007		Food Products			1,787,018.00	

ABSTRACT OF GENERAL REVENUE APPROPRIATIONS

Adjustments	Less Appropriations in Reserve	Plus Refunds and Restorations	Total Available	DISBURSEMENTS			Total Available Unexpended	Unexpended Appropriations June 30, 1980	Line No.
				Regular	Transfers	Total			
\$ 459,718.00			\$ 459,718.00	\$ 430,807.61		\$ 430,807.61	\$ 28,910.39	\$ 28,910.39	1905
87,940.00			87,940.00	83,160.87		83,160.87	4,779.13	4,779.13	1906
142,473.00			142,473.00	105,372.17		105,372.17	37,100.83	37,100.83	1907
4,002.00			4,002.00				4,002.00	4,002.00	1908
195,563.83			159,827.32	159,827.32		159,827.32			1909
159,247.00			159,247.00	156,433.07		156,433.07	2,813.93	2,813.93	1910
327.00			327.00				327.00	327.00	1911
41,680.00			41,680.00	41,529.59		41,529.59	150.41	150.41	1912
2,909.00			2,909.00	1,705.49		1,705.49	1,203.51	1,203.51	1913
1,216,059.00			1,216,059.00	1,214,026.56		1,214,026.56	2,032.44	2,032.44	1914
452,882.00			452,882.00	440,468.10		440,468.10	12,413.90	12,413.90	1915
108,563.00			108,563.00	85,056.36		85,056.36	23,506.64	23,506.64	1916
143,314.00			143,314.00	115,847.14		115,847.14	27,466.86	27,466.86	1917
43,252.00			43,252.00	22,293.00		22,293.00	20,959.00	20,959.00	1918
14,400.00			14,400.00	14,400.00		14,400.00			1919
68,558.65			62,895.02	62,895.02		62,895.02			1920
232,856.00			232,856.00	223,469.64		223,469.64	9,386.36	9,386.36	1921
817.00			817.00				817.00	817.00	1922
67,818.00			67,818.00	65,128.87		65,128.87	2,689.13	2,689.13	1923
2,778.00			2,778.00	2,723.59		2,723.59	54.41	54.41	1924
1,921,504.00			1,921,504.00	1,568,967.71		1,568,967.71	352,536.29	352,536.29	1925
394,596.00			394,596.00	371,447.17		371,447.17	23,148.83	23,148.83	1926
93,563.00			93,563.00	87,674.78		87,674.78	5,888.22	5,888.22	1927
157,353.00			157,353.00	98,113.73		98,113.73	59,239.27	59,239.27	1928
25,110.00			25,110.00	6,300.00		6,300.00	18,810.00	18,810.00	1929
7,500.00			7,500.00	7,500.00		7,500.00			1930
151,166.17			142,594.89	142,594.89		142,594.89			1931
237,617.00			237,617.00	225,940.13		225,940.13	11,676.87	11,676.87	1932
3,730.00			3,730.00	2,659.23		2,659.23	1,070.77	1,070.77	1933
50,009.00			50,009.00	48,866.73		48,866.73	1,142.27	1,142.27	1934
12,049.00			12,049.00	3,768.36		3,768.36	8,280.64	8,280.64	1935
563,279.00			563,279.00	474,204.50		474,204.50	89,074.50	89,074.50	1936
440,634.00			440,634.00	433,617.16		433,617.16	7,016.84	7,016.84	1937
87,935.00			87,935.00	87,900.00		87,900.00	35.00	35.00	1938
289,271.00			289,271.00	259,775.55		259,775.55	29,495.45	29,495.45	1939
122.00			122.00				122.00	122.00	1940
108,142.87			102,988.78	102,988.78		102,988.78			1941
183,373.00			183,373.00	173,652.47		173,652.47	9,720.53	9,720.53	1942
1,452.00			1,452.00				1,452.00	1,452.00	1943
44,142.00			44,142.00	41,924.63		41,924.63	2,217.37	2,217.37	1944
3,678.00			3,678.00	3,576.69		3,576.69	101.31	101.31	1945
1,633,853.00			1,633,853.00	1,444,366.28		1,444,366.28	189,486.72	189,486.72	1946
500,642.00			500,642.00	482,629.09		482,629.09	18,012.91	18,012.91	1947
119,491.00			119,491.00	100,954.52		100,954.52	18,536.48	18,536.48	1948
222,427.00			222,427.00	179,832.42		179,832.42	42,594.58	42,594.58	1949
76.00			76.00				76.00	76.00	1950
119,926.14			51,002.59	51,002.59		51,002.59			1951
202,813.00			202,813.00	172,983.02		172,983.02	29,829.98	29,829.98	1952
1,143.00			1,143.00				1,143.00	1,143.00	1953
66,712.00			66,712.00	64,298.26		64,298.26	2,413.74	2,413.74	1954
12,135.00			12,135.00	1,843.98		1,843.98	10,291.02	10,291.02	1955
4,451,848.00			4,451,848.00	4,419,842.25		4,419,842.25	32,005.75	32,005.75	1956
710,602.00			710,602.00	704,082.89		704,082.89	6,519.11	6,519.11	1957
174,282.00			174,282.00	169,261.68		169,261.68	5,000.32	5,000.32	1958
201,956.00			201,956.00	189,632.77		189,632.77	12,323.23	12,323.23	1959
196,744.41			143,893.48	143,893.48		143,893.48			1960
24,600.00			24,600.00				24,600.00	24,600.00	1961
229,123.00			229,123.00	64,584.35		64,584.35	164,538.65	164,538.65	1962
33,710.00			23,130.00	23,130.00		23,130.00			1963
(41,139,045.00)									1964
(1,225,987.00)									1965
(8,511,626.00)									1966
(559,322.00)			275,000.00				275,000.00	275,000.00	1967
(1,752,018.00)			35,000.00				35,000.00	35,000.00	1968

ABSTRACT OF GENERAL REVENUE APPROPRIATIONS

Line No.	Dept. and Div. No.	Acct. No.	NAME OF APPROPRIATION	APPROPRIATIONS			
				Certifications from Prior Year	Less Reversions of Jan. 1, 1980	General Appropriation Act	Other
590-604 HEALTH AND REHABILITATIVE SERVICES, DEPARTMENT OF (Continued)							
596 Division of Retardation Services: (Continued)							
Control—Institutions— (Continued)							
1969	2009		Lump Sum—Raymond C Philips Laboratory	\$	\$	\$ 225,773.00	\$
1970	2099		Certifications Forward	2,594,770.37	264.00		
Sunland, Gainesville—Institutions—							
1971	2201		Salaries				
1972	2203		Other Personal Services				
1973	2204		Expenses				
1974	2206		Operating Capital Outlay				
1975	2207		Food Products				
1976	2299		Certifications Forward		36,417.22		
Sunland, Ft. Myers—Institutions—							
1977	2301		Salaries				
1978	2303		Other Personal Services				
1979	2304		Expenses				
1980	2306		Operating Capital Outlay				
1981	2307		Food Products				
1982	2399		Certifications Forward		5,811.57		
Sunland, Orlando—Institutions—							
1983	2401		Salaries				
1984	2403		Other Personal Services				
1985	2404		Expenses				
1986	2406		Operating Capital Outlay				
1987	2407		Food Products				
1988	2499		Certifications Forward		74,568.95		
Sunland, Marianna—Institutions—							
1989	2501		Salaries				
1990	2503		Other Personal Services				
1991	2504		Expenses				
1992	2506		Operating Capital Outlay				
1993	2507		Food Products				
1994	2599		Certifications Forward		66,155.83		
Sunland, Miami—Institutions—							
1995	2601		Salaries				
1996	2603		Other Personal Services				
1997	2604		Expenses				
1998	2606		Operating Capital Outlay				
1999	2607		Food Products				
2000	2699		Certifications Forward		36,668.61		
Sunland, Tallahassee—Institutions—							
2001	2701		Salaries				
2002	2703		Other Personal Services				
2003	2704		Expenses				
2004	2706		Operating Capital Outlay				
2005	2707		Food Products				
2006	2799		Certifications Forward		63,821.23		
Retarded Defended Offender Program—Institutions—							
2007	2801		Salaries				
2008	2803		Other Personal Services				
2009	2804		Expenses				
2010	2806		Operating Capital Outlay				
2011	2807		Food Products				
2012	2899		Certifications Forward		1,265.18		
Control—Institutions—							
3218 FCO—Replacement Facilities for the Severe and Profound							
2013			Non-Ambulatory Retarded	5,982,060.00			
2014	3228		FCO—Recreational Parks for Handicapped—Dade, Duval and Santa Rosa	464,759.06			
2015	3238		FCO—Warehouse Equipment—Orlando Sunland	15,179.00			
2016	3248		FCO—Replacement of Radiology Equipment	64,900.00			
2017	3258		FCO—Equipment Replacements for Sunland Center	690,090.00			
2018	3268		FCO—New Laundry Equipment—Orlando Sunland	321,672.00			
2019	3278		FCO—Recreational Parks for the Handicapped—Dade, Duval and Santa Rosa	287,500.00			
Institutions—							
2020	3328		FCO—Recreational Parks for the Handicapped—Santa Rosa				
2021	3378		FCO—Recreational Parks for the Handicapped—Duval				
	3148		FCO—Replacement Facilities for the Severe and Profound				
Non-Ambulatory Retarded—Tallahassee							
2022			FCO—Equipment Replacement for Sunland Centers—Gainesville				
2023	3458		FCO—Recreational Park for the Handicapped—Dade				
2024	3478		FCO—Replacement Facilities for the Severe and Profound				
Non-Ambulatory Retarded							
2025	3518		FCO—Equipment Replacement for Sunland Centers—Fl. Myers				
2026	3558						

ABSTRACT OF GENERAL REVENUE APPROPRIATIONS

Adjustments	Less Appropriations in Reserve	Plus Refunds and Restorations	Total Available	DISBURSEMENTS			Total Available Unexpended	Unexpended Appropriations June 30, 1980	Line No.
				Regular	Transfers	Total			
\$ (225,773.00)	\$	\$	\$	\$	\$	\$	\$	\$	1969
(2,594,506.37)									1970
9,827,918.00			9,827,918.00	9,757,560.96		9,757,560.96	70,357.04	70,357.04	1971
789,937.00			789,937.00	744,996.80		744,996.80	44,940.20	44,940.20	1972
2,161,044.00			2,161,044.00	2,140,735.51		2,140,735.51	20,308.49	20,308.49	1973
224,023.00			224,023.00	144,316.65		144,316.65	79,706.35	79,706.35	1974
572,989.00			572,989.00	511,294.79		511,294.79	61,694.21	61,694.21	1975
797,866.49			761,449.27	761,449.27		761,449.27			1976
5,867,266.00			5,867,266.00	5,729,302.97		5,729,302.97	137,963.03	137,963.03	1977
224,430.00			224,430.00	145,438.12		145,438.12	78,991.88	78,991.88	1978
1,336,933.00			1,336,933.00	1,330,692.62		1,330,692.62	6,240.38	6,240.38	1979
122,805.00			122,805.00	102,064.22		102,064.22	20,740.78	20,740.78	1980
262,576.00			262,576.00	244,898.06		244,898.06	17,677.94	17,677.94	1981
365,807.64			359,996.07	359,996.07		359,996.07			1982
8,719,327.00			8,719,327.00	8,402,003.67		8,402,003.67	317,323.33	317,323.33	1983
65,129.00			65,129.00	45,274.62		45,274.62	19,854.38	19,854.38	1984
1,556,633.00			1,556,633.00	1,549,200.59		1,549,200.59	7,432.41	7,432.41	1985
298,997.00			298,997.00	56,221.58		56,221.58	242,775.42	242,775.42	1986
231,495.00			231,495.00	202,111.75		202,111.75	29,383.25	29,383.25	1987
347,482.53			272,913.58	272,913.58		272,913.58			1988
6,090,854.00			6,090,854.00	5,885,344.00		5,885,344.00	205,510.00	205,510.00	1989
178,287.00			178,287.00	130,099.97		130,099.97	48,187.03	48,187.03	1990
1,312,640.00			1,312,640.00	1,290,470.36		1,290,470.36	22,169.64	22,169.64	1991
127,864.00			127,864.00	127,562.13		127,562.13	301.87	301.87	1992
358,534.00			358,534.00	357,606.58		357,606.58	927.42	927.42	1993
317,147.62			250,991.79	250,991.79		250,991.79			1994
7,368,273.00			7,368,273.00	7,119,791.81		7,119,791.81	248,481.19	248,481.19	1995
479,556.00			479,556.00	402,329.67		402,329.67	77,226.33	77,226.33	1996
1,791,283.00			1,791,283.00	1,787,908.72		1,787,908.72	3,374.28	3,374.28	1997
192,889.00			192,889.00	130,729.37		130,729.37	62,159.63	62,159.63	1998
277,618.00			277,618.00	264,018.89		264,018.89	13,599.11	13,599.11	1999
328,901.38			292,232.77	292,232.77		292,232.77			2000
5,166,130.00			5,166,130.00	4,917,474.72		4,917,474.72	248,655.28	248,655.28	2001
135,796.00			135,796.00	126,248.07		126,248.07	9,547.93	9,547.93	2002
1,025,095.00			1,025,095.00	996,201.58		996,201.58	28,893.42	28,893.42	2003
115,197.00			115,197.00	76,569.61		76,569.61	38,627.39	38,627.39	2004
99,961.00			99,961.00	90,818.73		90,818.73	9,142.27	9,142.27	2005
350,072.36			286,251.13	286,251.13		286,251.13			2006
480,306.00			480,306.00	456,845.38		456,845.38	23,460.62	23,460.62	2007
14,038.00			14,038.00	13,185.48		13,185.48	852.52	852.52	2008
90,490.00			90,490.00	90,411.56		90,411.56	78.44	78.44	2009
14,977.00			14,977.00	4,337.64		4,337.64	10,639.36	10,639.36	2010
25,952.00			25,952.00	13,140.81		13,140.81	12,811.19	12,811.19	2011
87,228.35			85,963.17	85,963.17		85,963.17			2012
(1,184,710.00)	4,797,350.00							4,797,350.00	2013
(89,106.06)	375,653.00							375,653.00	2014
			15,179.00	14,133.99		14,133.99	1,045.01	1,045.01	2015
			64,900.00				64,900.00	64,900.00	2016
(690,090.00)									2017
			321,672.00	117,469.10		117,469.10	204,202.90	204,202.90	2018
(108,050.00)	179,450.00							179,450.00	2019
54,759.06			54,759.06	54,759.06		54,759.06			2020
40,650.00			40,650.00	2,141.54		2,141.54	38,508.46	38,508.46	2021
935,661.00			935,661.00	65,620.23		65,620.23	870,040.77	870,040.77	2022
210,657.22			210,657.22	210,383.12		210,383.12	274.10	274.10	2023
67,400.00			67,400.00				67,400.00	67,400.00	2024
52,865.00			52,865.00				52,865.00	52,865.00	2025
127,501.00			127,501.00	121,944.22		121,944.22	5,556.78	5,556.78	2026

ABSTRACT OF GENERAL REVENUE APPROPRIATIONS

Line No.	Dept and Div. No.	Acct. No.	NAME OF APPROPRIATION	APPROPRIATIONS			
				Certifications from Prior Year	Less Reversions of Jan. 1, 1980	General Appropriation Act	Other
590-604 HEALTH AND REHABILITATIVE SERVICES, DEPARTMENT OF (Continued)							
596 Division of Retardation Services: (Continued)							
Institutions— (Continued)							
		3618	FCO—Replacement Facilities for the Severe and Profound				
2027			Non-Ambulatory Retarded—Jacksonville	\$	\$	\$	\$
2028		3628	FCO—Recreational Parks for the Handicapped—Duval				
2029		3658	FCO—Equipment Replacement for Sunland Centers—Orlando				
2030		3758	FCO—Equipment Replacement for Sunland Centers				
		3818	FCO—Replacement Facilities for the Severe and Profound				
2031			Non-Ambulatory Retarded				
2032		3858	FCO—Equipment Replacement for Sunland Centers—Miami				
		3918	FCO—Replacement Facilities for the Severe and Profound				
2033			Non-Ambulatory Retarded—Orlando				
2034		3958	FCO—Equipment Replacement for Sunland Centers				
2035		4008	FCO—Renovation of Cottages for TCF/MR—Sunland Centers			2,426,000.00	
2036		4018	FCO—Replacement of Retardation Facilities—Phase II			5,100,000.00	
2037		4028	FCO—Bird Drive Park			300,000.00	
2038		4308	FCO—Capital Outlay				
2039		4328	FCO—Recreational Parks for the Handicapped—Dade				
2040		5008	FCO—Stepping Stone Park—Gainesville—Sunland			47,000.00	
2041			Total Division of Retardation	\$ 12,165,584.74	\$ 701,043.60	\$ 95,859,251.00	\$
597 Division of Vocational Rehabilitative Services:							
Control—							
2042		0001	Salaries	\$	\$	\$	\$
2043		0004	Expenses				
2044		0099	Certifications Forward	839,795.63	371,065.30		
District I—							
2045		0101	Salaries				
2046		0103	Other Personal Services				
2047		0104	Expenses				
2048		0106	Operating Capital Outlay				
2049		0110	Purchased Client Services				
2050		0120	Extended Employment for the Developmentally Disabled				
2051		0140	Spinal Cord Injury				
District II—							
2052		0201	Salaries				
2053		0203	Other Personal Services				
2054		0204	Expenses				
2055		0206	Operating Capital Outlay				
2056		0210	Purchased Client Services				
2057		0240	Spinal Cord Injury				
District III—							
2058		0301	Salaries				
2059		0303	Other Personal Services				
2060		0304	Expenses				
2061		0306	Operating Capital Outlay				
2062		0310	Purchased Client Services				
2063		0340	Spinal Cord Injury				
District IV—							
2064		0401	Salaries				
2065		0403	Other Personal Services				
2066		0404	Expenses				
2067		0406	Operating Capital Outlay				
2068		0410	Purchased Client Services				
2069		0420	Extended Employment for the Developmentally Disabled				
2070		0440	Spinal Cord Injury				
District V—							
2071		0501	Salaries				
2072		0503	Other Personal Services				
2073		0504	Expenses				
2074		0506	Operating Capital Outlay				
2075		0510	Purchased Client Services				
2076		0520	Extended Employment for the Developmentally Disabled				
District VI—							
2077		0601	Salaries				
2078		0603	Other Personal Services				
2079		0604	Expenses				
2080		0606	Operating Capital Outlay				
2081		0610	Purchased Client Services				
2082		0620	Extended Employment for the Developmentally Disabled				
2083		0640	Spinal Cord Injury				

ABSTRACT OF GENERAL REVENUE APPROPRIATIONS

Adjustments	Less Appropriations in Reserve	Plus Refunds and Restorations	Total Available	DISBURSEMENTS			Total Available Unexpended	Unexpended Appropriations June 30, 1980	Line No.
				Regular	Transfers	Total			
\$ 80,508.00	\$	\$	\$ 80,508.00	\$ 53,138.00	\$	\$ 53,138.00	\$ 27,370.00	\$ 27,370.00	2027
16,247.00	16,247.00	16,247.00	16,247.00	2028
148,923.63	148,923.63	137,609.63	137,609.63	11,314.00	11,314.00	2029
57,096.15	57,096.15	52,539.51	52,539.51	4,556.64	4,556.64	2030
21,520.00	21,520.00	250.00	250.00	21,270.00	21,270.00	2031
94,898.00	94,898.00	94,897.90	94,897.90	.10	.10	2032
94,156.00	94,156.00	67,371.82	67,371.82	26,784.18	26,784.18	2033
51,014.00	51,014.00	50,247.10	50,247.10	766.90	766.90	2034
(809,000.00)	1,233,846.00	383,154.00	93,984.00	93,984.00	289,170.00	1,523,016.00	2035
	5,100,000.00			5,100,000.00	2036
	300,000.00			300,000.00	2037
809,000.00	809,000.00	34,546.29	34,546.29	774,453.71	774,453.71	2038
18,100.00	18,100.00	18,100.00	18,100.00	2039
	47,000.00	43,674.20	43,674.20	3,325.80	3,325.80	2040
\$ 2,435,930.00	\$ 11,986,299.00	\$	\$ 97,773,423.14	\$ 89,821,517.27	\$	\$ 89,821,517.27	\$ 7,951,905.87	\$ 19,938,204.87	2041
\$ 96.00	\$	\$	\$ 96.00	\$	\$	\$	\$ 96.00	\$ 96.00	2042
8,398.00	8,398.00	8,398.00	8,398.00	2043
	468,710.33	468,710.33	468,710.33	2044
138,627.00	138,627.00	129,188.89	129,188.89	9,438.11	9,438.11	2045
500.00	500.00	273.85	273.85	226.15	226.15	2046
23,947.00	23,947.00	19,098.54	19,098.54	4,848.46	4,848.46	2047
668.00	668.00	521.78	521.78	146.22	146.22	2048
243,290.00	243,290.00	165,184.37	165,184.37	78,105.63	78,105.63	2049
22,101.00	22,101.00	4,884.36	4,884.36	17,216.64	17,216.64	2050
78,240.00	78,240.00	76,957.26	76,957.26	1,282.74	1,282.74	2051
183,321.00	183,321.00	179,461.87	179,461.87	3,859.13	3,859.13	2052
900.00	900.00	697.28	697.28	202.72	202.72	2053
34,085.00	34,085.00	31,613.48	31,613.48	2,471.52	2,471.52	2054
1,588.00	1,588.00	701.84	701.84	886.16	886.16	2055
248,246.00	248,246.00	210,308.89	210,308.89	37,937.11	37,937.11	2056
24,120.00	24,120.00	11,072.85	11,072.85	13,047.15	13,047.15	2057
139,923.00	139,923.00	137,472.93	137,472.93	2,450.07	2,450.07	2058
579.00	579.00	99.13	99.13	479.87	479.87	2059
32,294.00	32,294.00	31,977.23	31,977.23	316.77	316.77	2060
2,564.00	2,564.00	2,358.97	2,358.97	205.03	205.03	2061
241,018.00	241,018.00	239,742.08	239,742.08	1,275.92	1,275.92	2062
68,240.00	68,240.00	56,056.44	56,056.44	12,183.56	12,183.56	2063
233,451.00	233,451.00	231,441.99	231,441.99	2,009.01	2,009.01	2064
1,231.00	1,231.00	156.46	156.46	1,074.54	1,074.54	2065
39,161.00	39,161.00	35,003.37	35,003.37	4,157.63	4,157.63	2066
1,122.00	1,122.00	799.38	799.38	322.62	322.62	2067
312,190.00	312,190.00	264,606.80	264,606.80	47,583.20	47,583.20	2068
80,014.00	80,014.00	60,472.77	60,472.77	19,541.23	19,541.23	2069
78,240.00	78,240.00	42,211.79	42,211.79	36,028.21	36,028.21	2070
240,057.00	240,057.00	232,776.68	232,776.68	7,280.32	7,280.32	2071
1,400.00	1,400.00	488.89	488.89	911.11	911.11	2072
45,264.00	45,264.00	36,873.50	36,873.50	8,390.50	8,390.50	2073
2,568.00	2,568.00	1,688.07	1,688.07	879.93	879.93	2074
363,161.00	363,161.00	326,398.88	326,398.88	36,762.12	36,762.12	2075
85,409.00	85,409.00	62,254.97	62,254.97	23,154.03	23,154.03	2076
191,601.00	191,601.00	187,232.56	187,232.56	4,368.44	4,368.44	2077
500.00	500.00	500.00	500.00	2078
34,280.00	34,280.00	33,665.34	33,665.34	614.66	614.66	2079
1,188.00	1,188.00	1,048.61	1,048.61	139.39	139.39	2080
254,321.00	254,321.00	251,863.67	251,863.67	2,457.33	2,457.33	2081
14,399.00	14,399.00	13,366.24	13,366.24	1,032.76	1,032.76	2082
83,240.00	83,240.00	65,051.41	65,051.41	18,188.59	18,188.59	2083

ABSTRACT OF GENERAL REVENUE APPROPRIATIONS

Line No.	Dept and Div No.	Acct No.	NAME OF APPROPRIATION	APPROPRIATIONS			
				Certifications from Prior Year	Less Reversions of Jan. 1, 1980	General Appropriation Act	Other
590-604 HEALTH AND REHABILITATIVE SERVICES, DEPARTMENT OF (Continued)							
597 Division of Vocational Rehabilitative Services: (Continued)							
District VII—							
2084	0701		Salaries	\$	\$	\$	\$
2085	0703		Other Personal Services				
2086	0704		Expenses				
2087	0706		Operating Capital Outlay				
2088	0710		Purchased Client Services				
2089	0720		Extended Employment for the Developmentally Disabled				
2090	0740		Spinal Cord Injury				
District VIII—							
2091	0801		Salaries				
2092	0803		Other Personal Services				
2093	0804		Expenses				
2094	0806		Operating Capital Outlay				
2095	0810		Purchased Client Services				
2096	0820		Extended Employment for the Developmentally Disabled				
2097	0840		Spinal Cord Injury				
District IX—							
2098	0901		Salaries				
2099	0903		Other Personal Services				
2100	0904		Expenses				
2101	0906		Operating Capital Outlay				
2102	0910		Purchased Client Services				
2103	0920		Extended Employment for the Developmentally Disabled				
District X—							
2104	1001		Salaries				
2105	1003		Other Personal Services				
2106	1004		Expenses				
2107	1006		Operating Capital Outlay				
2108	1010		Purchased Client Services				
District XI—							
2109	1101		Salaries				
2110	1103		Other Personal Services				
2111	1104		Expenses				
2112	1106		Operating Capital Outlay				
2113	1110		Purchased Client Services				
2114	1120		Extended Employment for the Developmentally Disabled				
2115	1140		Spinal Cord Injury				
2116			Total Division of Vocational Rehabilitation Services	\$ 839,795.63	\$ 371,085.30	\$	\$
598 Division of Social and Economic Services:							
Control—							
2117	0001		Salaries	\$	\$	\$ 28,962,625.00	\$
2118	0003		Other Personal Services			576,914.00	
2119	0004		Expenses			6,700,637.00	
2120	0006		Operating Capital Outlay			177,971.00	
2121	0007		Food Products			42,310.00	
2122	0020		Special Categories—WIN Medicaid Expenses			13,000.00	
2123	0022		Special Categories—Child Day Care			2,946,990.00	
2124	0024		Special Categories—Transportation of Runaways			71,640.00	
2125	0025		FAP—SWAP Wage Pool			212,953.00	
2126	0026		Special Categories—WIN Day Care			55,196.00	
2127	0040		Special Categories—Medicaid Surveillance			135,730.00	
2128	0042		Special Categories—Emergency Shelter Care—Children			742,883.00	
2129	0043		Special Categories—Foster Home Care			7,931,869.00	
2130	0044		Special Categories—Psychiatric Care			129,273.00	
2131	0046		Special Categories—Housekeeper Services for Children			228,027.00	
2132	0047		Special Categories—Home for Unmarried Mothers			148,100.00	
2133	0052		Special Categories—Purchase of Adoption Services			224,870.00	
2134	0053		Special Categories—Medical Costs for Subsidized Adoptions			50,000.00	
2135	0060		Special Categories—Purchase of Residential Group Care			1,947,100.00	
2136	0095		FAP—Aid to Families With Dependent Children			73,598,344.00	
2137	0099		Certifications Forward	1,238,274.53	78,448.32		
District I—							
2138	0101		Salaries				
2139	0103		Other Personal Services				
2140	0104		Expenses				
2141	0106		Operating Capital Outlay				
2142	0120		Special Categories—WIN Medicaid Expense				
2143	0122		Special Categories—Child Day Care				
2144	0125		SWAP Wage Pool				
2145	0126		Special Categories—WIN Day Care				

ABSTRACT OF GENERAL REVENUE APPROPRIATIONS

Adjustments	Less Appropriations in Reserve	Plus Refunds and Restorations	Total Available	DISBURSEMENTS			Total Available Unexpended	Unexpended Appropriations June 30, 1980	Line No
				Regular	Transfers	Total			
\$ 225,608.00	\$	\$	\$ 225,608.00	\$ 218,935.99	\$	\$ 218,935.99	\$ 6,672.01	\$ 6,672.01	2084
500.00	500.00	469.29	469.29	30.71	30.71	2085
46,147.00	46,147.00	40,279.09	40,279.09	5,867.91	5,867.91	2086
2,440.00	2,440.00	2,036.42	2,036.42	403.58	403.58	2087
377,051.00	377,051.00	364,792.38	364,792.38	12,258.62	12,258.62	2088
28,084.00	28,084.00	26,379.96	26,379.96	1,704.04	1,704.04	2089
78,240.00	78,240.00	69,573.94	69,573.94	8,666.06	8,666.06	2090
169,057.00	169,057.00	165,066.74	165,066.74	3,990.26	3,990.26	2091
500.00	500.00	500.00	500.00	500.00	2092
38,963.00	38,963.00	33,978.28	33,978.28	4,984.72	4,978.28	2093
1,892.00	1,892.00	1,664.65	1,664.65	227.35	227.35	2094
266,031.00	266,031.00	257,175.84	257,175.84	8,855.16	8,855.16	2095
7,722.00	7,722.00	3,763.71	3,763.71	3,958.29	3,958.29	2096
39,120.00	39,120.00	17,958.46	17,958.46	21,161.54	21,161.54	2097
140,783.00	140,783.00	119,140.26	119,140.26	21,642.74	21,642.74	2098
500.00	500.00	388.20	388.20	111.80	111.80	2099
44,363.00	44,363.00	39,432.55	39,432.55	4,930.45	4,930.45	2100
2,416.00	2,416.00	654.30	654.30	1,761.70	1,761.70	2101
197,444.00	197,444.00	197,036.65	197,036.65	407.35	407.35	2102
17,616.00	17,616.00	11,434.50	11,434.50	6,181.50	6,181.50	2103
175,737.00	175,737.00	175,225.17	175,225.17	511.83	511.83	2104
500.00	500.00	446.24	446.24	53.76	53.76	2105
30,649.00	30,649.00	29,278.71	29,278.71	1,370.29	1,370.29	2106
2,032.00	2,032.00	1,024.76	1,024.76	1,007.24	1,007.24	2107
197,256.00	197,256.00	194,763.44	194,763.44	2,492.56	2,492.56	2108
332,373.00	332,373.00	302,855.00	302,855.00	29,518.00	29,518.00	2109
900.00	900.00	442.11	442.11	457.89	457.89	2110
66,834.00	66,834.00	60,624.91	60,624.91	6,209.09	6,209.09	2111
5,616.00	5,616.00	1,029.79	1,029.79	4,586.21	4,586.21	2112
416,453.00	416,453.00	414,972.47	414,972.47	1,480.53	1,480.53	2113
24,655.00	24,655.00	19,683.83	19,683.83	4,971.17	4,971.17	2114
98,240.00	98,240.00	64,068.89	64,068.89	34,171.11	34,171.11	2115
\$ 6,591,264.00	\$	\$	\$ 7,059,974.33	\$ 6,448,360.28	\$	\$ 6,448,360.28	\$ 611,614.05	\$ 611,614.05	2116
\$ (28,946,093.00)	\$ 16,532.00	\$	\$	\$	\$	\$	\$	\$ 16,532.00	2117
(558,381.00)	18,533.00	18,533.00	2118
(6,681,431.00)	3,975.00	15,231.00	15,231.00	19,206.00	2119
(177,971.00)	2120
(42,310.00)	2121
(13,000.00)	2122
(2,917,362.00)	29,628.00	29,628.00	29,628.00	2123
(71,640.00)	2124
(212,953.00)	2125
(55,196.00)	2126
(132,975.00)	2,755.00	2,755.00	2,755.00	2127
(742,883.00)	2128
(7,931,869.00)	2129
(129,273.00)	2130
(228,027.00)	2131
(148,100.00)	2132
(224,870.00)	2133
(50,000.00)	2134
(1,947,100.00)	2135
(73,598,344.00)	2136
(868,274.53)	291,551.68	291,551.68	291,551.68	2137
1,669,498.00	1,669,498.00	1,619,043.77	1,619,043.77	50,454.23	50,454.23	2138
34,165.00	34,165.00	18,267.04	18,267.04	15,897.96	15,897.96	2139
339,960.00	339,960.00	311,711.71	311,711.71	28,248.29	28,248.29	2140
12,108.00	12,108.00	10,425.34	10,425.34	1,682.66	1,682.66	2141
1,020.00	1,020.00	655.60	655.60	364.40	364.40	2142
69,279.00	69,279.00	61,054.29	61,054.29	8,224.71	8,224.71	2143
14,612.00	14,612.00	654.08	654.08	13,957.92	13,957.92	2144
2,432.00	2,432.00	1,553.73	1,553.73	878.27	878.27	2145

ABSTRACT OF GENERAL REVENUE APPROPRIATIONS

Line No.	Dept. and Div. No.	Acct. No.	NAME OF APPROPRIATION	APPROPRIATIONS			
				Certifications from Prior Year	Less Reversions of Jan. 1, 1980	General Appropriation Act	Other
590-604 HEALTH AND REHABILITATIVE SERVICES, DEPARTMENT OF (Continued)							
598 Division of Social and Economic Services: (Continued)							
District I— (Continued)							
2146	0140		Special Categories—Medicaid Surveillance	\$	\$	\$	\$
2147	0143		Special Categories—Foster Home Care for Children				
2148	0144		Special Categories—Psychiatric Care for Children				
2149	0146		Special Categories—Housekeeper Services for Children				
2150	0147		Special Categories—Home for Unmarried Mothers				
2151	0153		Special Categories—Medical Cost of Subsidized Adoptions				
2152	0160		Special Categories—Purchase of Residential Group Care				
2153	0195		FAP—Aid to Families with Dependent Children				
2154	0199		Certifications Forward				
District II—							
2155	0201		Salaries				
2156	0203		Other Personal Services				
2157	0204		Expenses				
2158	0206		Operating Capital Outlay				
2159	0220		Special Categories—WIN Medicaid Expenses				
2160	0222		Special Categories—Child Day Care				
2161	0225		FAP—SWAP Wage Pool				
2162	0226		Special Categories—WIN Day Care				
2163	0240		Special Categories—Medicaid Surveillance				
2164	0243		Special Categories—Foster Home Care for Children				
2165	0244		Special Categories—Psychiatric Care for Children				
2166	0246		Special Categories—Housekeeper Services for Children				
2167	0247		Special Categories—Home for Unmarried Mothers				
2168	0253		Special Categories—Cost of Subsidized Adoptions				
2169	0260		Special Categories—Purchase of Residential Group Care				
2170	0295		FAP—Aid to Families with Dependent Children				
2171	0299		Certifications Forward		921.95		
District III—							
2172	0301		Salaries				
2173	0303		Other Personal Services				
2174	0304		Expenses				
2175	0306		Operating Capital Outlay				
2176	0307		Food Products				
2177	0320		Special Categories—WIN Medicaid Expenses				
2178	0322		Special Categories—Child Day Care				
2179	0326		Special Categories—WIN Day Care				
2180	0340		Special Categories—Medicaid Surveillance				
2181	0343		Special Categories—Foster Home Care for Children				
2182	0344		Special Categories—Psychiatric Care for Children				
2183	0346		Special Categories—Housekeeper Services for Children				
2184	0347		Special Categories—Home for Unmarried Mothers				
2185	0353		Special Categories—Medical Cost of Subsidized Adoptions				
2186	0360		Special Categories—Purchase of Residential Group Care				
2187	0395		FAP—Aid to Families with Dependent Children				
2188	0399		Certifications Forward		11,006.84		
District IV—							
2189	0401		Salaries				
2190	0403		Other Personal Services				
2191	0404		Expenses				
2192	0406		Operating Capital Outlay				
2193	0407		Food Products				
2194	0420		Special Categories—WIN Medicaid Expenses				
2195	0422		Special Categories—Child Day Care				
2196	0425		FAP—SWAP Wage Pool				
2197	0426		Special Categories—WIN Day Care				
2198	0440		Special Categories—Medicaid Surveillance				
2199	0443		Special Categories—Foster Home Care for Children				
2200	0444		Special Categories—Psychiatric Care for Children				
2201	0446		Special Categories—Housekeeper Services for Children				
2202	0447		Special Categories—Home for Unmarried Mothers				
2203	0452		Special Categories—Purchase of Adoption Services				
2204	0453		Special Categories—Medical Cost of Subsidized Adoptions				
2205	0460		Special Categories—Purchase of Residential Group Care				
2206	0495		FAP—Aid to Families with Dependent Children				
2207	0499		Certifications Forward		24,197.55		
District V—							
2208	0501		Salaries				
2209	0503		Other Personal Services				
2210	0504		Expenses				
2211	0506		Operating Capital Outlay				
2212	0520		Special Categories—WIN Medicaid Expenses				

ABSTRACT OF GENERAL REVENUE APPROPRIATIONS

Table with columns: Adjustments, Less Appropriations in Reserve, Plus Refunds and Restorations, Total Available, Disbursements (Regular, Transfers, Total), Total Available Unexpended, Unexpended Appropriations June 30, 1980, Line No. The table lists various financial entries with corresponding dollar amounts across these categories.

ABSTRACT OF GENERAL REVENUE APPROPRIATIONS

Line No.	Dept. and Div. No.	Acct. No.	NAME OF APPROPRIATION	APPROPRIATIONS			
				Certifications from Prior Year	Less Reversions of Jan. 1, 1980	General Appropriation Act	Other
590-604 HEALTH AND REHABILITATIVE SERVICES, DEPARTMENT OF (Continued)							
598 Division of Social and Economic Services: (Continued)							
District V— (Continued)							
2213	0522		Special Categories—Child Day Care	\$	\$	\$	\$
2214	0526		Special Categories—WIN Day Care				
2215	0540		Special Categories—Medicaid Surveillance				
2216	0543		Special Categories—Foster Home Care for Children				
2217	0544		Special Categories—Psychiatric Care for Children				
2218	0546		Special Categories—Housekeeper Services for Children				
2219	0547		Special Categories—Home for Unmarried Mothers				
2220	0553		Special Categories—Medical Cost of Subsidized Adoptions				
2221	0560		Special Categories—Purchase of Residential Group Care				
2222	0595		FAP—Aid to Families with Dependent Children				
2223	0599		Certifications Forward		14,678.27		
District VI—							
2224	0601		Salaries				
2225	0603		Other Personal Services				
2226	0604		Expenses				
2227	0606		Operating Capital Outlay				
2228	0607		Food Products				
2229	0620		Special Categories—WIN Medicaid Expenses				
2230	0622		Special Categories—Child Day Care				
2231	0626		Special Categories—WIN Day Care				
2232	0640		Special Categories—Medicaid Surveillance				
2233	0643		Special Categories—Foster Home Care for Children				
2234	0644		Special Categories—Psychiatric Care for Children				
2235	0646		Special Categories—Housekeeper Services for Children				
2236	0647		Special Categories—Home for Unmarried Mothers				
2237	0653		Special Categories—Medical Cost of Subsidized Adoptions				
2238	0660		Special Categories—Purchase of Residential Group Care				
2239	0695		FAP—Aid to Families with Dependent Children				
2240	0699		Certifications Forward		927.35		
District VII—							
2241	0701		Salaries				
2242	0703		Other Personal Services				
2243	0704		Expenses				
2244	0706		Operating Capital Outlay				
2245	0720		Special Categories—WIN Medicaid Expenses				
2246	0722		Special Categories—Child Day Care				
2247	0725		FAP—SWAP Wage Pool				
2248	0726		Special Categories—WIN Day Care				
2249	0740		Special Categories—Medicaid Surveillance				
2250	0743		Special Categories—Foster Home Care for Children				
2251	0744		Special Categories—Psychiatric Care for Children				
2252	0746		Special Categories—Housekeeper Services for Children				
2253	0747		Special Categories—Home for Unmarried Mothers				
2254	0753		Special Categories—Medical Cost of Subsidized Adoptions				
2255	0760		Special Categories—Purchase of Residential Group Care				
2256	0795		FAP—Aid to Families with Dependent Children				
2257	0799		Certifications Forward		24,381.70		
District VIII—							
2258	0801		Salaries				
2259	0803		Other Personal Services				
2260	0804		Expenses				
2261	0806		Operating Capital Outlay				
2262	0807		Food Products				
2263	0820		Special Categories—WIN Medicaid Expenses				
2264	0822		Special Categories—Child Day Care				
2265	0826		Special Categories—WIN Day Care				
2266	0840		Special Categories—Medicaid Surveillance				
2267	0843		Special Categories—Foster Home Care for Children				
2268	0844		Special Categories—Psychiatric Care for Children				
2269	0846		Special Categories—Housekeeper Services for Children				
2270	0847		Special Categories—Home for Unmarried Mothers				
2271	0853		Special Categories—Medical Cost of Subsidized Adoptions				
2272	0860		Special Categories—Purchase of Residential Group Care				
2273	0895		FAP—Aid to Families with Dependent Children				
2274	0899		Certifications Forward		29,986.91		
District IX—							
2275	0901		Salaries				
2276	0903		Other Personal Services				
2277	0904		Expenses				
2278	0906		Operating Capital Outlay				
2279	0920		Special Categories—WIN Medicaid Expenses				

ABSTRACT OF GENERAL REVENUE APPROPRIATIONS

Adjustments	Less Appropriations in Reserve	Plus Refunds and Restorations	Total Available	DISBURSEMENTS			Total Available Unexpended	Unexpended Appropriations June 30, 1980	Line No.
				Regular	Transfers	Total			
\$ 163,057.00			\$ 163,057.00	\$ 147,026.56		\$ 147,026.56	\$ 16,030.44	\$ 16,030.44	2213
3,349.00			3,349.00	2,700.62		2,700.62	648.38	648.38	2214
11,850.00			11,850.00	7,608.36		7,608.36	4,241.64	4,241.64	2215
594,770.00			594,770.00	546,321.75		546,321.75	48,448.25	48,448.25	2216
45,037.00			45,037.00	24,309.47		24,309.47	20,727.53	20,727.53	2217
14,746.00			14,746.00	6,382.39		6,382.39	8,363.61	8,363.61	2218
10,518.00			10,518.00	4,457.70		4,457.70	6,060.30	6,060.30	2219
4,403.00			4,403.00	1,547.51		1,547.51	2,855.49	2,855.49	2220
227,278.00			227,278.00	201,972.33		201,972.33	25,305.67	25,305.67	2221
80,242.00			80,242.00	69,436.37		69,436.37	10,805.63	10,805.63	2222
14,678.27			14,678.27						2223
3,057,321.00			3,057,321.00	2,973,047.47		2,973,047.47	84,273.53	84,273.53	2224
17,771.00			17,771.00	12,214.05		12,214.05	5,556.95	5,556.95	2225
510,272.00			510,272.00	509,079.05		509,079.05	1,192.95	1,192.95	2226
14,983.00			14,983.00	13,966.42		13,966.42	1,016.58	1,016.58	2227
8,462.00			8,462.00	5,345.17		5,345.17	3,116.83	3,116.83	2228
3,065.00			3,065.00	1,515.93		1,515.93	1,549.07	1,549.07	2229
206,040.00			206,040.00	158,656.59		158,656.59	47,383.41	47,383.41	2230
6,043.00			6,043.00	5,140.37		5,140.37	902.63	902.63	2231
7,000.00			7,000.00	4,202.58		4,202.58	2,797.42	2,797.42	2232
879,738.00			879,738.00	838,314.71		838,314.71	41,423.29	41,423.29	2233
142,987.00			142,987.00	129,012.85		129,012.85	13,974.15	13,974.15	2234
17,862.00			17,862.00	13,869.19		13,869.19	3,992.81	3,992.81	2235
2,845.00			2,845.00	2,413.34		2,413.34	431.66	431.66	2236
9,155.00			9,155.00	8,722.30		8,722.30	432.70	432.70	2237
201,100.00			201,100.00	201,053.22		201,053.22	46.78	46.78	2238
221,201.00			221,201.00	194,943.57		194,943.57	26,257.43	26,257.43	2239
48,550.14			47,622.79	47,622.79		47,622.79			2240
2,773,231.00			2,773,231.00	2,701,510.23		2,701,510.23	71,720.77	71,720.77	2241
38,572.00			38,572.00	38,094.43		38,094.43	477.57	477.57	2242
626,760.00			626,760.00	597,607.03		597,607.03	29,152.97	29,152.97	2243
13,575.00			13,575.00	13,337.80		13,337.80	237.20	237.20	2244
1,409.00			1,409.00	1,176.93		1,176.93	232.07	232.07	2245
481,798.00			481,798.00	446,808.27		446,808.27	34,989.73	34,989.73	2246
14,612.00			14,612.00	249.97		249.97	14,362.03	14,362.03	2247
7,637.00			7,637.00	5,837.31		5,837.31	1,799.69	1,799.69	2248
9,375.00			9,375.00	7,304.93		7,304.93	2,070.07	2,070.07	2249
534,079.00			534,079.00	533,699.28		533,699.28	379.72	379.72	2250
29,400.00			29,400.00	4,183.78		4,183.78	25,216.22	25,216.22	2251
19,371.00			19,371.00	16,377.75		16,377.75	2,993.25	2,993.25	2252
9,356.00			9,356.00	3,002.00		3,002.00	6,354.00	6,354.00	2253
14,583.00			14,583.00	12,714.47		12,714.47	1,868.53	1,868.53	2254
207,122.00			207,122.00	204,706.87		204,706.87	2,415.13	2,415.13	2255
74,546.00			74,546.00	73,650.39		73,650.39	895.61	895.61	2256
50,193.52			25,811.82	25,811.82		25,811.82			2257
2,665,643.00			2,665,643.00	2,587,867.19		2,587,867.19	77,775.81	77,775.81	2258
12,694.00			12,694.00	10,100.13		10,100.13	2,593.87	2,593.87	2259
677,436.00			677,436.00	648,306.80		648,306.80	29,129.20	29,129.20	2260
16,257.00			16,257.00	11,982.97		11,982.97	4,274.03	4,274.03	2261
8,462.00			8,462.00	7,687.90		7,687.90	774.10	774.10	2262
517.00			517.00	493.63		493.63	23.37	23.37	2263
216,763.00			216,763.00	197,597.52		197,597.52	19,165.48	19,165.48	2264
2,606.00			2,606.00	1,520.42		1,520.42	1,085.58	1,085.58	2265
13,750.00			13,750.00	9,411.51		9,411.51	4,338.49	4,338.49	2266
585,343.00			585,343.00	581,311.29		581,311.29	4,031.71	4,031.71	2267
44,663.00			44,663.00	23,011.59		23,011.59	21,651.41	21,651.41	2268
7,823.00			7,823.00	2,379.37		2,379.37	5,443.63	5,443.63	2269
2,323.00			2,323.00	1,666.67		1,666.67	656.33	656.33	2270
5,980.00			5,980.00	5,696.53		5,696.53	281.47	281.47	2271
212,191.00			212,191.00	197,809.20		197,809.20	14,381.80	14,381.80	2272
123,621.00			123,621.00	118,964.70		118,964.70	4,656.30	4,656.30	2273
106,179.42			76,192.51	76,192.51		76,192.51			2274
2,139,798.00			2,139,798.00	2,045,377.96		2,045,377.96	94,420.04	94,420.04	2275
27,242.00			27,242.00	26,207.64		26,207.64	1,034.36	1,034.36	2276
534,301.00			534,301.00	509,110.32		509,110.32	25,190.68	25,190.68	2277
10,554.00			10,554.00	10,537.49		10,537.49	16.51	16.51	2278
1,048.00			1,048.00	996.16		996.16	51.84	51.84	2279

ABSTRACT OF GENERAL REVENUE APPROPRIATIONS

Line No.	Dept. and Div. No.	Acct. No.	NAME OF APPROPRIATION	APPROPRIATIONS			
				Certifications from Prior Year	Less Reversions of Jan. 1, 1980	General Appropriation Act	Other
590-604			HEALTH AND REHABILITATIVE SERVICES, DEPARTMENT OF (Continued)				
598			Division of Social and Economic Services: (Continued)				
			District IX— (Continued)				
2280	0922		Special Categories—Child Day Care	\$	\$	\$	\$
2281	0925		FAP—SWAP Wage Pool				
2282	0926		Special Categories—WIN Day Care				
2283	0940		Special Categories—Medicaid Surveillance				
2284	0943		Special Categories—Foster Home Care for Children				
2285	0944		Special Categories—Psychiatric Care for Children				
2286	0946		Special Categories—Housekeeper Services for Children				
2287	0947		Special Categories—Home for Unmarried Mothers				
2288	0953		Special Categories—Medical Cost of Subsidized Adoptions				
2289	0960		Special Categories—Purchase of Residential Group Care				
2290	0995		FAP—Aid to Families with Dependent Children				
2291	0999		Certifications Forward		20,375.26		
			District X—				
2292	1001		Salaries				
2293	1003		Other Personal Services				
2294	1004		Expenses				
2295	1006		Operating Capital Outlay				
2296	1020		Special Categories—WIN Medicaid Expenses				
2297	1022		Special Categories—Child Day Care				
2298	1026		Special Categories—WIN Day Care				
2299	1040		Special Categories—Medicaid Surveillance				
2300	1043		Special Categories—Foster Home Care for Children				
2301	1044		Special Categories—Psychiatric Care for Children				
2302	1046		Special Categories—Housekeeper Services for Children				
2303	1047		Special Categories—Home for Unmarried Mothers				
2304	1053		Special Categories—Medical Cost of Subsidized Adoptions				
2305	1060		Special Categories—Purchase of Residential Group Care				
2306	1095		FAP—Aid to Families with Dependent Children				
2307	1099		Certifications Forward		7,562.62		
			District XI—				
2308	1101		Salaries				
2309	1103		Other Personal Services				
2310	1104		Expenses				
2311	1106		Operating Capital Outlay				
2312	1120		Special Categories—WIN Medical Expenses				
2313	1122		Special Categories—Child Day Care				
2314	1125		FAP—SWAP Wage Pool				
2315	1126		Special Categories—WIN Day Care				
2316	1140		Special Categories—Medicaid Surveillance				
2317	1143		Special Categories—Foster Home for Children				
2318	1144		Special Categories—Psychiatric Care for Children				
2319	1146		Special Categories—Housekeeper Service for Children				
2320	1147		Special Categories—Home for Unmarried Mothers				
2321	1152		Special Categories—Purchase of Adoption Services				
2322	1153		Special Categories—Medical Cost of Subsidized Adoptions				
2323	1160		Special Categories—Purchases of Residential Group Care				
2324	1195		FAP—Aid to Families with Dependent Children				
2325	1199		Certifications Forward		58,228.46		
			District XII/Control—				
2326	1213		Special Categories—Medicaid Fiscal Contract			1,933,573.00	
2327	1245		FAP—Foster Home Care Supplement			488,274.00	
2328	1252		Special Categories—Purchase of Adoption Services				
2329	1255		FAP—Room and Board with Personal Care Supplement			1,388,822.00	
2330	1270		Special Categories—Rural Health Clinic Services			87,104.00	
2331	1272		Special Categories—Physician Services			12,396,457.00	
2332	1273		Special Categories—Hospital In-Patient Services			43,802,369.00	
2333	1274		Special Categories—Nursing Home Care			49,986,532.00	
2334	1275		FAP—Mandatory Supplementation			23,346.00	
2335	1276		Special Categories—Hospital Out-Patient Services			5,727,993.00	
2336	1277		Special Categories—Other Lab and X-Ray Services			102,571.00	
2337	1279		Special Categories—Supplementary Medical Insurance			5,539,448.00	
2338	1280		Special Categories—Hospital Insurance Benefits			1,708,145.00	
2339	1283		Special Categories—Home Health Services			318,579.00	
2340	1284		Special Categories—Early and Periodic Screening of Children			2,276,393.00	
2341	1286		Special Categories—Family Planning			78,884.00	
2342	1287		Special Categories—Patient Transportation			1,150,000.00	
2343	1289		Special Categories—Drugs (Prescribed Medicine)			11,862,732.00	
2344	1295		FAP—Aid to Families with Dependent Children				
2345	1299		Certifications Forward	1,829,570.15	409,099.69		
2346			Total Division of Social and Economic Services	\$ 3,067,844.68	\$ 679,814.92	\$ 263,767,654.00	\$

ABSTRACT OF GENERAL REVENUE APPROPRIATIONS

Adjustments	Less Appropriations in Reserve	Plus Refunds and Restorations	Total Available	DISBURSEMENTS			Total Available Unexpended	Unexpended Appropriations June 30, 1980	Line No.
				Regular	Transfers	Total			
\$ 216,243.00			\$ 216,243.00	\$ 208,894.18		\$ 208,894.18	\$ 7,348.82	\$ 7,348.82	2280
14,612.00			14,612.00				14,612.00	14,612.00	2281
3,649.00			3,649.00	2,113.02		2,113.02	1,535.98	1,535.98	2282
7,250.00			7,250.00	6,611.60		6,611.60	638.40	638.40	2283
469,063.00			469,063.00	461,748.76		461,748.76	7,314.24	7,314.24	2284
61,624.00			61,624.00	26,124.51		26,124.51	35,499.49	35,499.49	2285
17,384.00			17,384.00	12,234.30		12,234.30	5,149.70	5,149.70	2286
459.00			459.00				459.00	459.00	2287
3,609.00			3,609.00	3,201.78		3,201.78	407.22	407.22	2288
345,393.00			345,393.00	323,981.90		323,981.90	21,411.10	21,411.10	2289
65,770.00			65,770.00	55,726.39		55,726.39	10,043.61	10,043.61	2290
20,375.26									2291
1,744,740.00			1,744,740.00	1,700,618.89		1,700,618.89	44,121.11	44,121.11	2292
17,901.00			17,901.00	13,418.14		13,418.14	4,482.86	4,482.86	2293
406,474.00			406,474.00	373,966.91		373,966.91	32,507.09	32,507.09	2294
10,575.00			10,575.00	9,598.39		9,598.39	976.61	976.61	2295
1,629.00			1,629.00	1,032.99		1,032.99	596.01	596.01	2296
184,662.00			184,662.00	167,310.88		167,310.88	17,351.12	17,351.12	2297
4,350.00			4,350.00	4,058.93		4,058.93	291.07	291.07	2298
8,000.00			8,000.00	6,594.57		6,594.57	1,405.43	1,405.43	2299
260,326.00			260,326.00	247,743.20		247,743.20	12,582.80	12,582.80	2300
30,378.00			30,378.00	28,610.11		28,610.11	1,767.89	1,767.89	2301
26,181.00			26,181.00	22,073.75		22,073.75	4,107.25	4,107.25	2302
2,865.00			2,865.00	2,000.00		2,000.00	865.00	865.00	2303
506.00			506.00				506.00	506.00	2304
120,262.00			120,262.00	87,307.66		87,307.66	32,954.34	32,954.34	2305
40,235.00			40,235.00	30,362.08		30,362.08	9,872.92	9,872.92	2306
13,108.91			5,546.29	5,546.29		5,546.29			2307
5,818,754.00			5,818,754.00	5,751,958.74		5,751,958.74	66,795.26	66,795.26	2308
209,835.00			209,835.00	156,391.85		156,391.85	53,443.15	53,443.15	2309
1,240,265.00			1,240,265.00	1,156,010.20		1,156,010.20	84,254.80	84,254.80	2310
23,402.00			23,402.00	9,590.63		9,590.63	13,811.37	13,811.37	2311
1,130.00			1,130.00	1,011.95		1,011.95	118.05	118.05	2312
775,846.00			775,846.00	589,588.81		589,588.81	186,257.19	186,257.19	2313
29,225.00			29,225.00				29,225.00	29,225.00	2314
8,265.00			8,265.00	3,366.66		3,366.66	4,898.34	4,898.34	2315
5,437.00			5,437.00	5,163.85		5,163.85	273.15	273.15	2316
1,161,621.00			1,161,621.00	1,112,402.62		1,112,402.62	49,218.38	49,218.38	2317
325,619.00			325,619.00	232,387.64		232,387.64	93,231.36	93,231.36	2318
39,962.00			39,962.00	35,761.46		35,761.46	4,200.54	4,200.54	2319
19,617.00			19,617.00	11,130.03		11,130.03	8,486.97	8,486.97	2320
68,985.00			68,985.00	59,148.10		59,148.10	9,836.90	9,836.90	2321
7,043.00			7,043.00				7,043.00	7,043.00	2322
251,470.00			251,470.00	180,154.67		180,154.67	71,315.33	71,315.33	2323
140,962.00			140,962.00	79,912.89		79,912.89	61,049.11	61,049.11	2324
277,199.79			218,971.33	218,971.33		218,971.33			2325
			1,933,573.00	1,933,573.00		1,933,573.00			2326
	62,069.00		426,205.00	371,133.18		371,133.18	55,071.82	117,140.82	2327
97,900.00			97,900.00	39,962.50		39,962.50	57,937.50	57,937.50	2328
(70,000.00)	157,206.00		1,161,616.00	1,062,469.68		1,062,469.68	99,146.32	256,352.32	2329
			87,104.00				87,104.00	87,104.00	2330
			12,396,457.00	11,532,708.54		11,532,708.54	863,748.46	863,748.46	2331
			43,802,369.00	37,925,090.00		37,925,090.00	5,877,279.00	5,877,279.00	2332
			49,986,532.00	49,986,052.62		49,986,052.62	479.38	479.38	2333
	5,837.00		17,509.00				17,509.00	23,346.00	2334
			5,727,993.00	6,074,146.45		6,074,146.45	(346,153.45)	(346,153.45)	2335
			102,571.00	89,605.76		89,605.76	12,965.24	12,965.24	2336
			5,539,448.00	5,063,895.64		5,063,895.64	475,552.36	475,552.36	2337
			1,708,145.00	1,585,246.82		1,585,246.82	122,898.18	122,898.18	2338
			318,579.00	290,269.81		290,269.81	28,309.19	28,309.19	2339
			2,276,393.00	2,206,682.21		2,206,682.21	69,710.79	69,710.79	2340
			78,884.00	79,555.76		79,555.76	(671.76)	(671.76)	2341
			1,150,000.00	1,149,703.99		1,149,703.99	296.01	296.01	2342
			11,862,732.00	11,859,582.37		11,859,582.37	3,149.63	3,149.63	2343
71,628,493.00			71,628,493.00	71,272,816.10		71,272,816.10	355,676.90	355,676.90	2344
(43,672.82)			1,376,797.64	1,376,797.64		1,376,797.64			2345
\$ 185,078.00	\$ 264,152.00	\$	\$ 266,076,609.76	\$ 255,186,185.93	\$	\$ 255,186,185.93	\$ 10,890,423.83	\$ 11,154,575.83	2346

ABSTRACT OF GENERAL REVENUE APPROPRIATIONS

Line No.	Dept. and Div. No.	Acct. No.	NAME OF APPROPRIATION	APPROPRIATIONS			
				Certifications from Prior Year	Less Reversions of Jan. 1, 1980	General Appropriation Act	Other
590-604			HEALTH AND REHABILITATIVE SERVICES, DEPARTMENT OF (Continued)				
599			Division of Health Services:				
			Control—				
2347	0001		Salaries	\$	\$	\$ 877,529.00	\$
2348	0003		Other Personal Services	37,665.00
2349	0004		Expenses	471,504.00
2350	0006		Operating Capital Outlay	193,915.00
2351	0008		Fixed Capital Outlay	28,000.00
2352	0009		Lump Sum—School Health Services Account	847,574.00
2353	0010		Contributions to County Health Units	20,151,695.00
2354	0020		Special Categories—Purchased Client Services	212,600.00
2355	0030		Special Categories—Kidney Disease Program	434,000.00
2356	0032		Aid to Local Government—Medical Examiner Services	1,488,240.00
2357	0033		Aid to Local Government—Kidney Disease	54,250.00
2358	0034		Aid to Local Governments—School Health Services	2,553,078.00
2359	0035		Lump Sum—Regional Diabetes Centers
2360	0070		Special Categories—Drugs, Vaccines and Other Biologicals	1,629,804.00
2361	0096		Certifications Forward—Aid to Local Governments	223,271.86
2362	0099		Certifications Forward	343,267.34	2,657.30
			District I—				
2363	0104		Expenses
2364	0110		Contributions to County Health Units
2365	0134		Aid to Local Governments—School Health Services
			District II—				
2366	0204		Expenses
2367	0210		Contributions to County Health Units
2368	0234		Aid to Local Governments—School Health Services
			District III—				
2369	0304		Expenses
2370	0310		Contributions to County Health Units
2371	0334		Aid to Local Governments—School Health Services
			District IV—				
2372	0401		Salaries
2373	0403		Other Personal Services
2374	0404		Expenses
2375	0406		Operating Capital Outlay
2376	0410		Contributions to County Health Units
2377	0420		Special Categories—Purchased Client Services
2378	0434		Aid to Local Governments—School Health Services
2379	0499		Certifications Forward	9,551.13
			District V—				
2380	0504		Expenses
2381	0510		Contributions to County Health Units
2382	0534		Aid to Local Governments—School Health Services
			District VI—				
2383	0604		Expenses
2384	0606		Operating Capital Outlay
2385	0610		Contributions to County Health Units
2386	0634		Aid to Local Governments—School Health Services
2387	0699		Certifications Forward	32.00
			District VII—				
2388	0701		Salaries
2389	0704		Expenses
2390	0710		Contributions to County Health Units
2391	0734		Aid to Local Governments—School Health Services
			District VIII—				
2392	0801		Salaries
2393	0804		Expenses
2394	0810		Contributions to County Health Units
2395	0834		Aid to Local Governments—School Health Services
2396	0899		Certifications Forward	31.28
			District IX—				
2397	0904		Expenses
2398	0910		Contributions to County Health Units
2399	0934		Aid to Local Governments—School Health Services
2400	0999		Certifications Forward	5,926.52
			District X—				
2401	1004		Expenses
2402	1010		Contributions to County Health Units
2403	1034		Aid to Local Governments—School Health Services
2404	1099		Certifications Forward	750.00
			District XI—				
2405	1101		Salaries
2406	1104		Expenses

ABSTRACT OF GENERAL REVENUE APPROPRIATIONS

Adjustments	Less Appropriations in Reserve	Plus Refunds and Restorations	Total Available	DISBURSEMENTS			Total Available Unexpended	Unexpended Appropriations June 30, 1980	Line No.
				Regular	Transfers	Total			
\$ (877,529.00)	\$	\$	\$	\$	\$	\$	\$	\$	2347
(37,665.00)									2348
(471,504.00)									2349
(193,915.00)									2350
			28,000.00	28,000.00		28,000.00			2351
(847,574.00)									2352
(20,151,695.00)									2353
(212,600.00)									2354
			434,000.00	323,779.20		323,779.20	110,220.80	110,220.80	2355
59,894.00			1,548,134.00	1,530,381.00		1,530,381.00	17,753.00	17,753.00	2356
			54,250.00	44,117.82		44,117.82	10,132.18	10,132.18	2357
(2,553,078.00)									2358
752,100.00			752,100.00	394,709.97		394,709.97	357,390.03	357,390.03	2359
105,826.00			1,735,630.00	1,598,738.80		1,598,738.80	136,891.20	136,891.20	2360
			223,271.86	223,271.86		223,271.86			2361
(31,552.67)			309,057.37	309,057.37		309,057.37			2362
16,008.00			16,008.00	13,815.00		13,815.00	2,193.00	2,193.00	2363
1,288,388.00			1,288,388.00	1,288,388.00		1,288,388.00			2364
166,013.00			166,013.00	166,013.00		166,013.00			2365
22,628.00			22,628.00	14,693.00		14,693.00	7,935.00	7,935.00	2366
1,397,804.00			1,397,804.00	1,397,804.00		1,397,804.00			2367
184,878.00			184,878.00	184,878.00		184,878.00			2368
22,500.00			22,500.00	21,396.00		21,396.00	1,104.00	1,104.00	2369
1,921,189.00			1,921,189.00	1,921,189.00		1,921,189.00			2370
238,958.00			238,958.00	238,957.00		238,957.00	1.00	1.00	2371
739,935.00			739,935.00	699,351.07		699,351.07	40,583.93	40,583.93	2372
8,600.00			8,600.00				8,600.00	8,600.00	2373
268,331.00			268,331.00	255,669.07		255,669.07	12,661.93	12,661.93	2374
151,538.00			151,538.00	40,454.66		40,454.66	111,083.34	111,083.34	2375
2,452,301.00			2,452,301.00	2,452,301.00		2,452,301.00			2376
62,600.00			62,600.00				62,600.00	62,600.00	2377
320,707.00			320,707.00	320,707.00		320,707.00			2378
9,551.13									2379
12,500.00			12,500.00	8,151.14		8,151.14	4,348.86	4,348.86	2380
1,955,095.00			1,955,095.00	1,955,095.00		1,955,095.00			2381
176,074.00			176,074.00	168,779.40		168,779.40	7,294.60	7,294.60	2382
27,835.00			27,835.00	24,556.04		24,556.04	3,278.96	3,278.96	2383
52,000.00			52,000.00	184.00		184.00	51,816.00	51,816.00	2384
2,008,187.00			2,008,187.00	2,008,187.00		2,008,187.00			2385
213,805.00			213,805.00	213,805.00		213,805.00			2386
32.00									2387
5,774.00			5,774.00	3,938.30		3,938.30	1,835.70	1,835.70	2388
29,383.00			29,383.00	21,421.59		21,421.59	7,961.41	7,961.41	2389
2,151,953.00			2,151,953.00	2,151,953.00		2,151,953.00			2390
282,977.00			282,977.00	282,975.00		282,975.00	2.00	2.00	2391
57,932.00			57,932.00	56,787.43		56,787.43	1,144.57	1,144.57	2392
34,742.00			34,742.00	31,589.06		31,589.06	3,152.94	3,152.94	2393
2,999,814.00			2,999,814.00	2,999,814.00		2,999,814.00			2394
276,688.00			276,688.00	276,688.00		276,688.00			2395
31.28									2396
20,720.00			20,720.00	19,544.00		19,544.00	1,176.00	1,176.00	2397
2,070,838.00			2,070,838.00	2,070,838.00		2,070,838.00			2398
168,528.00			168,528.00	168,528.00		168,528.00			2399
5,926.52									2400
16,817.00			16,817.00	13,238.00		13,238.00	3,579.00	3,579.00	2401
1,803,953.00			1,803,953.00	1,803,953.00		1,803,953.00			2402
187,393.00			187,393.00	140,544.00		140,544.00	46,849.00	46,849.00	2403
750.00									2404
29,266.00			29,266.00	27,311.11		27,311.11	1,954.89	1,954.89	2405
32,139.00			32,139.00	9,660.00		9,660.00	22,479.00	22,479.00	2406

ABSTRACT OF GENERAL REVENUE APPROPRIATIONS

Line No.	Dept. and Div. No.	Acct. No.	NAME OF APPROPRIATION	APPROPRIATIONS			
				Certifications from Prior Year	Less Reversions of Jan. 1, 1980	General Appropriation Act	Other
590-604			HEALTH AND REHABILITATIVE SERVICES, DEPARTMENT OF (Continued)				
599			Division of Health Services: (Continued)				
			District XI— (Continued)				
2407	1110		Contributions to County Health Units	\$	\$	\$	\$
2408	1134		Aid to Local Governments—School Health Services				
2409	1199		Certifications Forward		39.05		
			District XII—				
2410	1203		Other Personal Services				
2411	1204		Expenses				
2412	1206		Operating Capital Outlay				
2413	1209		Certifications Forward		15,222.69		
			Tuberculosis Hospital—A. G. Holley—				
2414	2001		Salaries			1,845,763.00	
2415	2003		Other Personal Services			17,700.00	
2416	2004		Expenses			841,883.00	
2417	2006		Operating Capital Outlay			37,488.00	
2418	2007		Food Products			73,505.00	
2419	2099		Certifications Forward	157,542.52			
2420			Total Division of Health Services	\$ 752,081.72	\$ 34,209.97	\$ 31,768,193.00	\$
600			Office of the Secretary:				
2421	0101		Salaries	\$	\$	\$ 717,255.00	\$
2422	0103		Other Personal Services			33,451.00	
2423	0104		Expenses			256,428.00	
2424	0106		Operating Capital Outlay			20,385.00	
2425	0199		Certifications Forward	97,459.44	10,345.87		
6426			Total Office of the Secretary	\$ 97,459.44	\$ 10,345.87	\$ 1,027,519.00	\$
601			Office of the Assistant Secretary for Administrative Services:				
2427	0101		Salaries	\$	\$	\$ 8,071,576.00	\$
2428	0103		Other Personal Services			52,724.00	
2429	0104		Expenses			2,368,696.00	
2430	0106		Operating Capital Outlay			205,356.00	
2431	0110		Special Categories—State Institutional Claims			5,000.00	
2432	0139		Lump Sum—Departmental Staff Development and Training			50,000.00	
2433	0191		Data Processing Services			1,371,663.00	
2434	0199		Certifications Forward	725,829.97	22,052.79		
2435			Total Office of the Assistant Secretary for Administrative Services	\$ 725,829.97	\$ 22,052.79	\$ 12,125,015.00	\$
602			Office of the Assistant Secretary for Programs:				
2436	0101		Salaries	\$	\$	\$ 8,578,318.00	\$
2437	0103		Other Personal Services			240,375.00	
2438	0104		Expenses			2,053,636.00	
2439	0106		Operating Capital Outlay			31,617.00	
2440	0109		Lump Sum—Implementation of Chapter 78-331			227,000.00	
2441	0120		Special Categories—Medicaid Peer Review			121,089.00	
2442	0125		Aid to Local Government—Veteran's Referral Program				
2443	0129		Lump Sum—Veteran's Referral Program				92,120.00
2444	0130		Special Categories—Hospital Reimbursement			78,750.00	
2445	0139		Chronic Disease Control Project				
2446	0140		Special Categories—Youth Services Diversion Project			11,379.00	
2447	0160		Special Categories—Controlled & Substance Therapeutic Research Program			53,100.00	
2448	0169		Health Manpower Clearinghouse				
2449	0170		Occupational Information System				
2450	0191		Data Processing Services			1,480,921.00	
2451	0199		Certifications Forward	396,645.39	66,835.38		
2452			Total Office of the Assistant Secretary for Programs	\$ 396,645.39	\$ 66,835.38	\$ 12,876,185.00	\$ 92,120.00
603			Office of the Assistant Secretary for Operations:				
2453	0101		Salaries	\$	\$	\$ 7,945,544.00	\$
2454	0103		Other Personal Services			61,086.00	
2455	0104		Expenses			2,594,909.00	
2456	0106		Operating Capital Outlay			421,179.00	
			Special Categories—Purchased Residential Services for				
2457			Emotionally Disturbed Children				
2458	0130		Aid to Local Governments—Mosquito Control Program			2,940,000.00	
2459	0137		Aid to Local Governments—Vocational Rehabilitation Services—Matching Grants			5,995,746.00	
2460	0139		Lump Sum—Purchased Client Services for			1,295,000.00	
2461	0140		Aid to Local Government—Spinal Cord Injury Program			150,000.00	

*Authorized by Chapter 79-154, Laws of Florida.

ABSTRACT OF GENERAL REVENUE APPROPRIATIONS

Adjustments	Less Appropriations in Reserve	Plus Refunds and Restorations	Total Available	DISBURSEMENTS			Total Available Unexpended	Unexpended Appropriations June 30, 1980	Line No.
				Regular	Transfers	Total			
\$ 3,289,705.00	\$	\$	\$ 3,289,705.00	\$ 3,289,705.00	\$	\$ 3,289,705.00	\$	\$	2407
337,057.00	337,057.00	337,057.00	337,057.00	2408
39.05	2409
16,099.00	16,099.00	11,608.24	11,608.24	4,490.76	4,490.76	2410
480.00	480.00	291.50	291.50	188.50	188.50	2411
72.00	72.00	72.00	72.00	2412
15,222.69	2413
104,517.00	1,950,280.00	1,855,292.00	1,855,292.00	94,988.00	94,988.00	2414
8,000.00	25,700.00	20,365.65	20,365.65	5,334.35	5,334.35	2415
(18,441.00)	823,442.00	757,705.14	757,705.14	65,736.86	65,736.86	2416
	37,488.00	35,989.44	35,989.44	1,498.56	1,498.56	2417
10,460.00	83,965.00	83,965.00	83,965.00	2418
	157,542.52	157,542.52	157,542.52	2419
\$ 3,197,000.00	\$	\$	\$ 35,683,064.75	\$ 34,474,733.38	\$	\$ 34,474,733.38	\$ 1,208,331.37	\$ 1,208,331.37	2420
\$ 705,916.00	\$	\$	\$ 1,423,171.00	\$ 1,285,584.27	\$	\$ 1,285,584.27	\$ 137,586.73	\$ 137,586.73	2421
114,085.00	147,536.00	100,107.12	100,107.12	47,428.88	47,428.88	2422
68,270.00	324,698.00	316,639.31	316,639.31	8,058.69	8,058.69	2423
13,400.00	33,785.00	15,673.90	15,673.90	18,111.10	18,111.10	2424
	87,113.57	87,113.57	87,113.57	2425
\$ 901,671.00	\$	\$	\$ 2,016,303.57	\$ 1,805,118.17	\$	\$ 1,805,118.17	\$ 211,185.40	\$ 211,185.40	2426
\$ 576,919.00	\$	\$	\$ 8,648,495.00	\$ 8,291,484.83	\$	\$ 8,291,484.83	\$ 357,010.17	\$ 357,010.17	2427
157,112.00	209,836.00	65,643.18	65,643.18	144,192.82	144,192.82	2428
(301,362.00)	2,067,334.00	2,033,300.70	2,033,300.70	34,033.30	34,033.30	2429
(39,925.00)	165,431.00	129,663.42	129,663.42	35,767.58	35,767.58	2430
76.00	5,076.00	5,075.95	5,075.95	.05	.05	2431
(50,000.00)	2432
232,932.00	1,604,595.00	1,604,595.00	1,604,595.00	2433
	703,777.18	703,777.18	703,777.18	2434
\$ 575,752.00	\$	\$	\$ 13,404,544.18	\$ 12,833,540.26	\$	\$ 12,833,540.26	\$ 571,003.92	\$ 571,003.92	2435
\$ (108,843.00)	\$ 3,531.00	\$	\$ 8,465,944.00	\$ 8,394,864.28	\$	\$ 8,394,864.28	\$ 71,079.72	\$ 74,610.72	2436
398,472.00	638,847.00	338,867.35	338,867.35	299,979.65	299,979.65	2437
312,358.00	750.00	2,365,244.00	2,318,504.24	2,318,504.24	46,739.76	47,489.76	2438
18,935.00	50,552.00	35,661.78	35,661.78	14,890.22	14,890.22	2439
(227,000.00)	2440
(57,580.00)	63,509.00	229.65	229.65	63,279.35	63,279.35	2441
37,500.00	37,500.00	37,500.00	37,500.00	2442
(92,120.00)	2443
	78,750.00	25,042.50	25,042.50	53,707.50	53,707.50	2444
187,000.00	187,000.00	63,218.98	63,218.98	123,781.02	123,781.02	2445
	11,379.00	7,068.95	7,068.95	4,310.05	4,310.05	2446
	53,100.00	4,394.88	4,394.88	48,705.12	48,705.12	2447
40,000.00	40,000.00	28,449.58	28,449.58	11,550.42	11,550.42	2448
20,000.00	20,000.00	20,000.00	20,000.00	2449
	1,480,921.00	1,480,921.00	1,480,921.00	2450
	329,810.01	329,810.01	329,810.01	2451
\$ 528,722.00	\$ 4,281.00	\$	\$ 13,822,556.01	\$ 13,064,533.20	\$	\$ 13,064,533.20	\$ 758,022.81	\$ 762,303.81	2452
\$ 318,869.00	\$	\$	\$ 8,264,413.00	\$ 7,995,150.38	\$	\$ 7,995,150.38	\$ 269,262.62	\$ 269,262.62	2453
101,019.00	162,105.00	148,544.58	148,544.58	13,560.42	13,560.42	2454
(42,925.00)	2,551,984.00	2,375,852.80	2,375,852.80	176,131.20	176,131.20	2455
41,285.00	462,464.00	334,204.82	334,204.82	128,259.18	128,259.18	2456
1,604,800.00	1,604,800.00	1,414,326.19	1,414,326.19	190,473.81	190,473.81	2457
	2,940,000.00	2,940,000.00	2,940,000.00	2458
(5,995,746.00)	2459
(1,295,000.00)	2460
	150,000.00	150,000.00	150,000.00	2461

ABSTRACT OF GENERAL REVENUE APPROPRIATIONS

Line No.	Dept and Div. No.	Acct. No.	NAME OF APPROPRIATION	APPROPRIATIONS			
				Certifications from Prior Year	Less Reversions of Jan. 1, 1980	General Appropriation Act	Other
590-604 HEALTH AND REHABILITATIVE SERVICES, DEPARTMENT OF (Continued)							
603. Office of the Assistant Secretary for Operations: (Continued)							
2462	0150		Special Categories—Purchase of Services—Child Support Enforcement	\$	\$	\$ 476,807.00	\$
2463	0160		Special Categories—Extended Employment for Developmentally Disabled			280,000.00	
2464	0170		Special Categories—Spinal Cord Injury Program			547,680.00	
2465	0191		Data Processing Service			1,684,799.00	
2466	0196		Certifications Forward—Aid to Local Governments	32,250.00	7,500.00		
2467	0199		Certifications Forward	502,504.90	34,063.99		
2468			Total Office of the Assistant Secretary for Operations	\$ 534,754.90	\$ 41,563.99	\$ 24,392,750.00	\$
2469			TOTAL DEPARTMENT OF HEALTH AND REHABILITATIVE SERVICES	\$ 35,343,508.09	\$ 3,376,145.61	\$ 680,459,618.00	\$ 92,120.00
620 MILITARY AFFAIRS, DEPARTMENT OF							
2470	0101		Salaries	\$	\$	\$ 1,115,601.00	\$
2471	0103		Other Personal Services			16,190.00	49,175.00
2472	0104		Expenses			891,336.00	39,375.00
2473	0106		Operating Capital Outlay			44,760.00	
2474	0110		Special Categories—Cuban Refugee Assistance				929,800.00
2475	0120		Special Categories—Haitian Refugee Assistance				5,200.00
2476	0140		Special Categories—Dade County Riot Assistance				1,413,504.00
2477	0191		Data Processing Services			65,465.00	
2478	0199		Certifications Forward	938,100.72	470,434.62		
2479			TOTAL DEPARTMENT OF MILITARY AFFAIRS	\$ 938,100.72	\$ 470,434.62	\$ 2,133,352.00	\$ 2,437,054.00
640 COMMISSION ON ETHICS							
2480	0101		Salaries	\$	\$	\$	\$
2481	0103		Other Personal Services				
2482	0104		Expenses				
2483	0106		Operating Capital Outlay				
2484	0109		Lump Sum				
2485	0199		Certifications Forward	9,088.34	90.41	223,880.00	
2486			TOTAL COMMISSION ON ETHICS	\$ 9,088.34	\$ 90.41	\$ 223,880.00	\$
700-705 CORRECTIONS, DEPARTMENT OF							
700. Office of the Secretary and Office of Management and Budget:							
2487	0028		FCO—Additional Facilities for 825 Inmates at Existing Institutions	\$ 147,725.57	\$	\$	\$
2488	0058		FCO—Furniture Refinishing Plant—Dade Correctional Institution	356,749.98			
2489	0068		FCO—Garment Factory—F.C.I.	64,127.60			
2490	0101		Salaries			1,801,917.00	
2491	0103		Other Personal Services				
2492	0104		Expenses			545,684.00	
2493	0106		Operating Capital Outlay			9,725.00	
2494	0110		Return of Parole Violators			100,000.00	
2495	0115		Discharge and Travel Pay			511,940.00	
2496	0118		FCO—Add Facilities for 375 Inmates—Lawtey	193,580.07			
2497	0128		FCO—Road Prison and Forestry Camp	1,910,941.88			
2498	0138		FCO—Additional Facilities for 400 Inmates—Cross City	888,076.67			
2499	0148		FCO—Expansion of Apalachee, Glades Correctional Institution	219,842.16			
2500	0158		FCO—Support Facilities, Men's Unit, FCI	84,153.17			
2501	0178		FCO—Additional Facilities for Expanding and Industries Program Including Food Processing Plant and Auto Rehabilitation Center	647,285.06			
2502	0191		Data Processing Services			775,991.00	
2503	0199		Certifications Forward	209,393.56	7,985.75		
2504	0208		FCO—Renovation of Dormitories, FCI	4,019.69			
2505	0218		FCO—Renovation of Water and Sewage Line	33,751.10			
2506	0228		FCO—Repairs and Renovations—Phase II—DCI	3,068.69			
2507	0238		FCO—Correction of Fire Safety Deficiencies, ACI	34,456.05			
2508	0248		FCO—Baker Correctional Institution—Phase II	2,907,554.36			
2509	0258		FCO—Expansion of Brevard Correctional Institution—200 Beds	880,610.01			
2510	0268		FCO—Supplemental Funding for Industries—Polk	602,000.00			
2511	0278		FCO—Improvement to Water System, ACI	134,513.21			
2512	0288		FCO—Miscellaneous Repairs and Improvements, FSP	35,313.54			
2513	0298		FCO—Renovation and Repairs of Dormitories—GCI	51,353.59			
2514	0308		FCO—Major Repairs and Replacements, RMC	101,315.83			
2515	0328		FCO—Sewage Treatment Plant and Renovation of Water System, FCI	92,644.20			
2516	0338		FCO—Addition to Perimeter Security System, West Unit ACI	200,000.00			
2517	0348		FCO—Addition to Perimeter Security System, GCI	134,900.00			
2518	0358		FCO—Improvement to Utility System, Supplemental, SCI	34,032.84			
2519	0368		FCO—Completion of Hendry Correctional Institution	192,640.36			
2520	0378		FCO—Reappropriation of Dade II, Phase I	6,088,169.88			

*Authorized by Section 24 of Chapter 79-212, Laws of Florida.

*Authorized by Chapter 252, Florida Statutes.

ABSTRACT OF GENERAL REVENUE APPROPRIATIONS

Adjustments	Less Appropriations in Reserve	Plus Refunds and Restorations	Total Available	DISBURSEMENTS			Total Available Unexpended	Unexpended Appropriations June 30, 1980	Line No.
				Regular	Transfers	Total			
\$ (70,358.00)			\$ 406,449.00	\$ 273,797.64		\$ 273,797.64	\$ 132,651.36	\$ 132,651.36	2462
(280,000.00)									2463
(547,680.00)									2464
452.00			1,685,251.00	1,684,799.00		1,684,799.00	452.00	452.00	2465
			24,750.00	24,750.00		24,750.00			2466
			468,440.91	468,440.91		468,440.91			2467
\$ (6,165,284.00)			\$ 18,720,656.91	\$ 17,809,866.32		\$ 17,809,866.32	\$ 910,790.59	\$ 910,790.59	2468
\$ 20,353,682.62	\$ 12,352,608.00		\$ 720,520,175.10	\$ 674,629,216.66		\$ 674,629,216.66	\$ 45,890,958.44	\$ 58,243,566.44	2469
\$ 34,898.00			\$ 1,150,499.00	\$ 1,142,226.97		\$ 1,142,226.97	\$ 8,272.03	\$ 8,272.03	2470
			65,365.00	62,585.79		62,585.79	2,779.21	2,779.21	2471
1,812.00			932,523.00	916,915.20		916,915.20	15,607.80	15,607.80	2472
			44,760.00	37,369.02		37,369.02	7,390.98	7,390.98	2473
			929,800.00	742,390.58		742,390.58	187,409.42	187,409.42	2474
			5,200.00	40.02		40.02	5,159.98	5,159.98	2475
			1,413,504.00	971,102.85		971,102.85	442,401.15	442,401.15	2476
			65,465.00	47,382.34		47,382.34	18,082.66	18,082.66	2477
			467,666.10	467,666.10		467,666.10			2478
\$ 36,710.00			\$ 5,074,782.10	\$ 4,387,678.87		\$ 4,387,678.87	\$ 687,103.23	\$ 687,103.23	2479
\$ 156,745.00			\$ 156,745.00	\$ 156,601.03		\$ 156,601.03	\$ 143.97	\$ 143.97	2480
7,870.00			7,870.00	7,242.16		7,242.16	627.84	627.84	2481
63,690.00	5,000.00		58,690.00	53,057.98		53,057.98	5,632.02	10,632.02	2482
1,967.00			1,967.00	1,839.05		1,839.05	127.95	127.95	2483
(223,880.00)									2484
			8,997.93	8,997.93		8,997.93			2485
\$ 6,392.00	\$ 5,000.00		\$ 234,269.93	\$ 227,738.15		\$ 227,738.15	\$ 6,531.78	\$ 11,531.78	2486
\$ 7,035.00			\$ 140,690.57	\$ 91,640.80		\$ 91,640.80	\$ 49,049.77	\$ 56,084.77	2487
			356,749.98	356,745.77		356,745.77	4.21	4.21	2488
			64,127.60	64,127.60		64,127.60			2489
137,450.00			1,939,367.00	1,875,859.95		1,875,859.95	63,507.05	63,507.05	2490
40,022.00			40,022.00	35,172.23		35,172.23	4,849.77	4,849.77	2491
64,533.00			610,217.00	587,811.81		587,811.81	22,405.19	22,405.19	2492
12,792.00			22,517.00	5,036.55		5,036.55	17,480.45	17,480.45	2493
10,048.00			110,048.00	104,845.36		104,845.36	5,202.64	5,202.64	2494
183,012.00			694,952.00	629,452.53		629,452.53	65,499.47	65,499.47	2495
	7,024.00		186,556.07	97,763.09		97,763.09	88,792.98	95,816.98	2496
	1,727,151.00		183,790.88	144,907.29		144,907.29	38,883.59	1,766,034.59	2497
	246,462.00		641,614.67	638,932.03		638,932.03	2,682.64	249,144.64	2498
	51,215.00		168,427.16	87,988.23		87,988.23	80,438.93	131,653.93	2499
			84,153.17	2,232.44		2,232.44	81,920.73	81,920.73	2500
	171,912.00		475,373.06	432,423.60		432,423.60	42,949.46	214,861.46	2501
61,086.00			837,077.00	700,571.15		700,571.15	136,505.85	136,505.85	2502
			201,407.81	201,407.81		201,407.81			2503
	1,820.00		2,199.69	1,682.56		1,682.56	517.13	2,337.13	2504
			33,751.10	13,061.86		13,061.86	20,689.24	20,689.24	2505
			3,068.69	2,012.57		2,012.57	1,056.12	1,056.12	2506
			34,456.05	15,873.40		15,873.40	18,582.65	18,582.65	2507
	1,478,182.00		1,429,372.36	1,020,171.57		1,020,171.57	409,200.79	1,887,382.79	2508
	288,167.25		592,442.76	531,316.53		531,316.53	61,126.23	349,293.48	2509
	602,000.00							602,000.00	2510
	15,631.00		118,882.21	89,816.17		89,816.17	29,066.04	44,697.04	2511
			35,313.54	2,327.12		2,327.12	32,986.42	32,986.42	2512
			51,353.59	46,351.78		46,351.78	5,001.81	5,001.81	2513
			101,315.83	23,373.26		23,373.26	77,942.57	77,942.57	2514
	6,944.00		85,700.20	83,011.76		83,011.76	2,688.44	9,632.44	2515
			200,000.00	18,705.89		18,705.89	181,294.11	181,294.11	2516
			134,900.00	126,469.05		126,469.05	8,430.95	8,430.95	2517
			34,032.84	22,094.00		22,094.00	11,938.84	11,938.84	2518
			132,640.36	95,059.88		95,059.88	37,580.48	37,580.48	2519
			6,088,169.88	4,385,633.18		4,385,633.18	1,702,536.70	1,702,536.70	2520

ABSTRACT OF GENERAL REVENUE APPROPRIATIONS

Line No.	Dept. and Div. No.	Acct. No.	NAME OF APPROPRIATION	APPROPRIATIONS			
				Certifications from Prior Year	Less Reversions of Jan. 1, 1980	General Appropriation Act	Other
700-706 CORRECTIONS, DEPARTMENT OF (Continued)							
700 Office of the Secretary and Office of Management and Budget: (Continued)							
2521	0408		FCO—Conversion of Housing Units to	\$	\$	\$ 95,800.00	\$
2522	0418		FCO—Equipment for Refuse Disposal—UCI	215,000.00
2523	0428		FCO—Water Well—Indian River Correctional Institution	60,000.00
2524	0438		FCO—Improvements, Apalachee Correctional Institution	29,900.00
2525	0448		FCO—Guard Towers—Cross City Correctional Institution	150,000.00
2526			Total Office of the Secretary and Office of Management and Budget	\$ 16,192,019.07	\$ 7,985.75	\$ 4,295,957.00	\$
701 Office of the Assistant Secretary for Programs:							
2527	0101		Salaries	\$	\$	\$ 1,179,665.00	\$
2528	0103		Other Personal Services	11,546.00
2529	0104		Expenses	325,759.00
2530	0106		Operating Capital Outlay	9,931.00
2531	0199		Certifications Forward	39,691.60	593.35
2532			Total Office of the Assistant Secretary for Programs	\$ 39,691.60	\$ 593.35	\$ 1,526,901.00	\$
702 Office of the Assistant Secretary for Operations and Regional Administration:							
2533	0001		Salaries	\$	\$	\$ 1,791,045.00	\$
2534	0002		Other Personal Service	25,000.00
2535	0004		Expenses	634,834.00
2536	0006		Operating Capital Outlay	15,575.00
2537	0010		Special Categories—Interstate Compact Services	30,000.00
2538	0020		Special Categories—State Institutional Claims	5,000.00
2539	0099		Certifications Forward	64,608.24
Region 1—							
2540	0101		Salaries
2541	0104		Expenses
2542	0106		Operating Capital Outlay
2543	0199		Certifications Forward	1,348.82
Region 2—							
2544	0201		Salaries
2545	0204		Expenses
2546	0206		Operating Capital Outlay
2547	0299		Certifications Forward	103.43
Region 3—							
2548	0301		Salaries
2549	0304		Expenses
2550	0306		Operating Capital Outlay
2551	0399		Certifications Forward	148.53
Region 4—							
2552	0401		Salaries
2553	0404		Expenses
2554	0406		Operating Capital Outlay
2555	0499		Certifications Forward	143.25
Region 5—							
2556	0501		Salaries
2557	0504		Expenses
2558	0506		Operating Capital Outlay
2559	0599		Certifications Forward	1,509.29
Central Office—							
2560	0601		Salaries
2561	0604		Expenses
2562	0606		Operating Capital Outlay
2563	0610		Interstate Compact Services
2564	0699		Certifications Forward	617.73
2565			Total Office of the Assistant Secretary for Operations and Regional Administration	\$ 64,608.24	\$ 3,871.05	\$ 2,501,454.00	\$
703 Major Institutions:							
Control Institutions—							
2566	0001		Salaries	\$	\$	\$ 72,614,708.00	\$
2567	0003		Other Personal Services	291,520.00
2568	0004		Expenses	19,608,715.00
2569	0006		Operating Capital Outlay	696,180.00
2570	0007		Food Products	9,650,440.00
2571	0009		Lump Sum—Conversion of Lancaster Development Center	2,512,439.00
2572	0099		Certifications Forward	3,951,288.49
Apalachee Correctional Institution—							
2573	0201		Salaries
2574	0203		Other Personal Services

ABSTRACT OF GENERAL REVENUE APPROPRIATIONS

Adjustments	Less Appropriations in Reserve	Plus Refunds and Restorations	Total Available	DISBURSEMENTS			Total Available Unexpended	Unexpended Appropriations June 30, 1980	Line No.
				Regular	Transfers	Total			
\$	\$ 85,800.00	\$	\$ 10,000.00	\$	\$	\$	\$ 10,000.00	\$ 95,800.00	2521
	215,000.00							215,000.00	2522
	60,000.00							60,000.00	2523
			29,900.00	17,018.90		17,018.90	12,881.10	12,881.10	2524
	135,343.00		14,657.00				14,657.00	150,000.00	2525
\$ 508,943.00	\$ 5,099,686.25	\$	\$ 15,889,247.07	\$ 12,550,897.72	\$	\$ 12,550,897.72	\$ 3,338,349.35	\$ 8,438,035.60	2526
\$ 53,157.00	\$	\$	\$ 1,232,822.00	\$ 1,198,511.05	\$	\$ 1,198,511.05	\$ 34,310.95	\$ 34,310.95	2527
97,104.00			108,650.00	105,483.94		105,483.94	3,166.06	3,166.06	2528
42,171.00			367,930.00	346,229.46		346,229.46	21,700.54	21,700.54	2529
			9,931.00	4,581.93		4,581.93	5,349.07	5,349.07	2530
			39,098.25	39,098.25		39,098.25			2531
\$ 192,432.00	\$	\$	\$ 1,758,431.25	\$ 1,693,904.63	\$	\$ 1,693,904.63	\$ 64,526.62	\$ 64,526.62	2532
\$ (1,791,045.00)	\$	\$	\$	\$	\$	\$	\$	\$	2533
	1,500.00		23,500.00				23,500.00	25,000.00	2534
(634,834.00)									2535
(15,575.00)									2536
(30,000.00)									2537
	5,000.00							5,000.00	2538
(64,608.24)									2539
308,806.00			308,806.00	299,432.79		299,432.79	9,373.21	9,373.21	2540
83,494.00			83,494.00	72,048.75		72,048.75	11,445.25	11,445.25	2541
2,385.00			2,385.00	439.31		439.31	1,945.69	1,945.69	2542
11,912.78			10,563.96	10,563.96		10,563.96			2543
472,538.00			472,538.00	453,027.48		453,027.48	19,510.52	19,510.52	2544
148,278.00			148,278.00	132,555.31		132,555.31	15,722.69	15,722.69	2545
9,331.00			9,331.00	3,641.65		3,641.65	5,689.35	5,689.35	2546
11,485.88			11,382.45	11,382.45		11,382.45			2547
315,915.00			315,915.00	304,512.00		304,512.00	11,403.00	11,403.00	2548
85,036.00			85,036.00	80,803.98		80,803.98	4,232.02	4,232.02	2549
1,456.00			1,456.00	545.74		545.74	910.26	910.26	2550
11,482.25			11,333.72	11,333.72		11,333.72			2551
295,937.00			295,937.00	284,314.60		284,314.60	11,622.40	11,622.40	2552
123,650.00			123,650.00	122,713.04		122,713.04	936.96	936.96	2553
1,938.00			1,938.00	1,866.44		1,866.44	71.56	71.56	2554
6,996.70			6,853.45	6,853.45		6,853.45			2555
299,339.00			299,339.00	290,953.96		290,953.96	8,385.04	8,385.04	2556
120,192.00			120,192.00	111,210.02		111,210.02	8,981.98	8,981.98	2557
2,670.00			2,670.00	1,593.79		1,593.79	1,076.21	1,076.21	2558
10,705.98			9,196.69	9,196.69		9,196.69			2559
263,692.00			263,692.00	255,756.72		255,756.72	7,935.28	7,935.28	2560
60,111.00			60,111.00	56,455.77		56,455.77	3,655.23	3,655.23	2561
1,795.00			1,795.00	696.00		696.00	1,099.00	1,099.00	2562
30,000.00			30,000.00	8,597.61		8,597.61	21,402.39	21,402.39	2563
12,024.65			11,406.92	11,406.92		11,406.92			2564
\$ 155,109.00	\$ 6,500.00	\$	\$ 2,710,800.19	\$ 2,541,902.15	\$	\$ 2,541,902.15	\$ 168,898.04	\$ 175,398.04	2565
\$ (72,220,989.00)	\$ 359,301.00	\$	\$ 34,418.00	\$	\$	\$	\$ 34,418.00	\$ 393,719.00	2566
(276,520.00)			15,000.00				15,000.00	15,000.00	2567
(19,595,196.00)	13,517.00		2.00				2.00	13,519.00	2568
(696,180.00)									2569
(9,565,027.00)	70,748.00		14,665.00				14,665.00	85,413.00	2570
(2,512,439.00)									2571
(3,951,288.49)									2572
5,070,668.00			5,070,668.00	4,923,630.28		4,923,630.28	147,037.72	147,037.72	2573
1,050.00			1,050.00	1,050.00		1,050.00			2574

ABSTRACT OF GENERAL REVENUE APPROPRIATIONS

Line No.	Dept. and Div. No.	Acct. No.	NAME OF APPROPRIATION	APPROPRIATIONS			
				Certifications from Prior Year	Less Reversions of Jan. 1, 1980	General Appropriation Act	Other
700-705			CORRECTIONS, DEPARTMENT OF (Continued)				
703			Major Institutions: (Continued)				
			Apalachee Correctional Institution— (Continued)				
2575		0204	Expenses	\$	\$	\$	\$
2576		0206	Operating Capital Outlay				
2577		0207	Food Products				
2578		0299	Certifications Forward		102.00		
			Avon Park Correctional Institution—				
2579		0301	Salaries				
2580		0303	Other Personal Services				
2581		0304	Expenses				
2582		0306	Operating Capital Outlay				
2583		0307	Food Products				
2584		0399	Certifications Forward		1,682.67		
			Florida Correctional Institution—				
2585		0401	Salaries				
2586		0403	Other Personal Services				
2587		0404	Expenses				
2588		0406	Operating Capital Outlay				
2589		0407	Food Products				
2590		0499	Certifications Forward		1,040.49		
			Florida State Prison—				
2591		0501	Salaries				
2592		0503	Other Personal Services				
2593		0504	Expenses				
2594		0506	Operating Capital Outlay				
2595		0507	Food Products				
2596		0599	Certifications Forward		10,838.92		
			Glades Correctional Institution—				
2597		0601	Salaries				
2598		0604	Expenses				
2599		0606	Operating Capital Outlay				
2600		0607	Food Products				
2601		0699	Certifications Forward		419.49		
			Sumter Correctional Institution—				
2602		0701	Salaries				
2603		0704	Expenses				
2604		0706	Operating Capital Outlay				
2605		0707	Food Products				
2606		0799	Certifications Forward		78.97		
			Desoto Correctional Institution—				
2607		0801	Salaries				
2608		0804	Expenses				
2609		0806	Operating Capital Outlay				
2610		0807	Food Products				
2611		0899	Certifications Forward		3,337.24		
			Reception and Medical Center—				
2612		0901	Salaries				
2613		0903	Other Personal Services				
2614		0904	Expenses				
2615		0906	Operating Capital Outlay				
2616		0907	Food Products				
2617		0999	Certifications Forward		4,625.62		
			Brevard Correctional Institution—				
2618		1001	Salaries				
2619		1004	Expenses				
2620		1006	Operating Capital Outlay				
2621		1007	Food Products				
2622		1099	Certifications Forward		265.79		
			Manion Correctional Institution—				
2623		1101	Salaries				
2624		1104	Expenses				
2625		1106	Operating Capital Outlay				
2626		1107	Food Products				
2627		1199	Certifications Forward		448.40		
			Lawley Correctional Institution—				
2628		1201	Salaries				
2629		1204	Expenses				
2630		1206	Operating Capital Outlay				
2631		1207	Food Products				
2632		1299	Certifications Forward		285.14		
			Union Correctional Institution—				
2633		1301	Salaries				
2634		1303	Other Personal Services				

ABSTRACT OF GENERAL REVENUE APPROPRIATIONS

Adjustments	Less Appropriations in Reserve	Plus Refunds and Restorations	Total Available	DISBURSEMENTS			Total Available Unexpended	Unexpended Appropriations June 30, 1980	Line No.
				Regular	Transfers	Total			
\$ 1,132,769.00	\$	\$	\$ 1,132,769.00	\$ 1,132,600.90	\$	\$ 1,132,600.90	\$ 168.10	\$ 168.10	2575
30,215.00	30,215.00	22,084.46	22,084.46	8,130.54	8,130.54	2576
716,877.00	716,877.00	707,675.64	707,675.64	9,201.36	9,201.36	2577
182,300.93	182,198.93	182,198.93	182,198.93	2578
4,536,423.00	4,538,423.00	4,426,435.16	4,426,435.16	111,987.84	111,987.84	2579
2,730.00	2,730.00	2,515.50	2,515.50	214.50	214.50	2580
1,175,798.00	1,175,798.00	1,162,491.26	1,162,491.26	13,306.74	13,306.74	2581
26,347.00	26,347.00	17,955.03	17,955.03	8,391.97	8,391.97	2582
653,191.00	653,191.00	633,910.84	633,910.84	19,280.16	19,280.16	2583
182,207.29	180,524.62	180,524.62	180,524.62	2584
3,143,065.00	3,143,065.00	3,017,721.86	3,017,721.86	125,343.14	125,343.14	2585
1,285.00	1,285.00	872.00	872.00	413.00	413.00	2586
723,941.00	723,941.00	670,289.99	670,289.99	53,651.01	53,651.01	2587
44,191.00	44,191.00	25,871.93	25,871.93	18,319.07	18,319.07	2588
219,241.00	219,241.00	200,488.13	200,488.13	18,752.87	18,752.87	2589
171,044.96	170,004.47	170,004.47	170,004.47	2590
5,282,880.00	5,282,880.00	5,107,205.80	5,107,205.80	175,674.20	175,674.20	2591
231,180.00	231,180.00	230,020.20	230,020.20	1,159.80	1,159.80	2592
1,283,766.00	1,283,766.00	1,172,707.58	1,172,707.58	111,058.42	111,058.42	2593
44,584.00	44,584.00	25,814.19	25,814.19	18,769.81	18,769.81	2594
905,891.00	905,891.00	805,790.39	805,790.39	100,100.61	100,100.61	2595
311,565.09	300,726.17	300,726.17	300,726.17	2596
3,159,258.00	3,159,258.00	3,060,340.53	3,060,340.53	98,917.47	98,917.47	2597
804,050.00	804,050.00	785,560.13	785,560.13	18,489.87	18,489.87	2598
56,310.00	56,310.00	35,236.13	35,236.13	21,073.87	21,073.87	2599
419,738.00	419,738.00	396,227.72	396,227.72	23,510.28	23,510.28	2600
194,122.44	193,702.95	193,702.95	193,702.95	2601
4,162,389.00	4,162,389.00	4,026,747.42	4,026,747.42	135,641.58	135,641.58	2602
1,073,565.00	1,073,565.00	1,038,483.42	1,038,483.42	35,081.58	35,081.58	2603
52,436.00	52,436.00	40,221.39	40,221.39	12,214.61	12,214.61	2604
558,291.00	558,291.00	551,419.42	551,419.42	6,871.58	6,871.58	2605
244,061.06	244,002.09	244,002.09	244,002.09	2606
2,909,080.00	2,909,080.00	2,823,271.66	2,823,271.66	85,808.34	85,808.34	2607
521,639.00	521,639.00	493,805.63	493,805.63	27,833.37	27,833.37	2608
45,739.00	45,739.00	36,503.93	36,503.93	9,235.07	9,235.07	2609
302,595.00	302,595.00	274,338.25	274,338.25	28,256.75	28,256.75	2610
162,220.49	158,883.25	158,883.25	158,883.25	2611
8,212,228.00	8,212,228.00	7,952,007.35	7,952,007.35	260,220.65	260,220.65	2612
6,600.00	6,600.00	2,100.00	2,100.00	4,500.00	4,500.00	2613
3,528,266.00	3,528,266.00	3,455,739.99	3,455,739.99	75,526.01	75,526.01	2614
81,206.00	81,206.00	54,894.96	54,894.96	26,311.04	26,311.04	2615
947,279.00	947,279.00	846,694.69	846,694.69	100,584.31	100,584.31	2616
652,380.75	647,755.13	647,755.13	647,755.13	2617
2,744,632.00	2,744,632.00	2,681,098.45	2,681,098.45	63,533.55	63,533.55	2618
845,336.00	845,336.00	817,187.01	817,187.01	28,148.99	28,148.99	2619
25,253.00	25,253.00	16,540.88	16,540.88	8,712.12	8,712.12	2620
429,076.00	429,076.00	416,708.41	416,708.41	12,367.59	12,367.59	2621
145,471.30	145,205.51	145,205.51	145,205.51	2622
2,954,284.00	2,954,284.00	2,858,883.40	2,858,883.40	95,400.60	95,400.60	2623
692,328.00	692,328.00	653,147.22	653,147.22	39,180.78	39,180.78	2624
26,489.00	26,489.00	18,117.94	18,117.94	8,371.06	8,371.06	2625
430,599.00	430,599.00	406,309.95	406,309.95	24,289.05	24,289.05	2626
98,549.39	98,100.99	98,100.99	98,100.99	2627
2,506,717.00	2,506,717.00	2,421,327.18	2,421,327.18	85,389.82	85,389.82	2628
435,798.00	435,798.00	414,759.34	414,759.34	21,038.66	21,038.66	2629
17,671.00	17,671.00	10,677.03	10,677.03	6,993.97	6,993.97	2630
263,374.00	263,374.00	238,933.39	238,933.39	24,440.61	24,440.61	2631
95,647.91	95,362.77	95,362.77	95,362.77	2632
8,995,807.00	8,995,807.00	8,677,862.27	8,677,862.27	317,944.73	317,944.73	2633
9,600.00	9,600.00	6,472.90	6,472.90	3,127.10	3,127.10	2634

ABSTRACT OF GENERAL REVENUE APPROPRIATIONS

Line No.	Dept. and Div. No.	Acct. No.	NAME OF APPROPRIATION	APPROPRIATIONS			
				Certifications from Prior Year	Less Reversions of Jan. 1, 1980	General Appropriation Act	Other
700-705			CORRECTIONS, DEPARTMENT OF (Continued)				
703			Major Institutions: (Continued)				
			Union Correctional Institution— (Continued)				
2635	1304		Expenses	\$	\$	\$	\$
2636	1306		Operating Capital Outlay				
2637	1307		Food Products				
2638	1399		Certifications Forward		37,229.66		
			Zephyrhills Correctional Institution—				
2639	1401		Salaries				
2640	1403		Other Personal Services				
2641	1404		Expenses				
2642	1406		Operating Capital Outlay				
2643	1407		Food Products				
2644	1499		Certifications Forward		2,771.09		
			Cross City Correctional Institution—				
2645	1501		Salaries				
2646	1503		Other Personal Services				
2647	1504		Expenses				
2648	1506		Operating Capital Outlay				
2649	1507		Food Products				
2650	1599		Certifications Forward		2,495.74		
			River Junction Correctional Institution—				
2651	1601		Salaries				
2652	1604		Expenses				
2653	1606		Operating Capital Outlay				
2654	1607		Food Products				
2655	1699		Certifications Forward		1,756.76		
			Lantana Correctional Institution—				
2656	1701		Salaries				
2657	1703		Other Personal Services				
2658	1704		Expenses				
2659	1706		Operating Capital Outlay				
2660	1707		Food Products				
2661	1799		Certifications Forward		435.70		
			Hendry County Correctional Institution—				
2662	1801		Salaries				
2663	1804		Expenses				
2664	1806		Operating Capital Outlay				
2665	1807		Food Products				
2666	1899		Certifications Forward		96.86		
			Dade Correctional Institution—				
2667	1901		Salaries				
2668	1903		Other Personal Services				
2669	1904		Expenses				
2670	1906		Operating Capital Outlay				
2671	1907		Food Products				
2672	1999		Certifications Forward		54.73		
			Lake Correctional Institution—				
2673	2001		Salaries				
2674	2004		Expenses				
2675	2006		Operating Capital Outlay				
2676	2007		Food Products				
2677	2099		Certifications Forward		40.69		
			Broward Correctional Institution—				
2678	2101		Salaries				
2679	2103		Other Personal Services				
2680	2104		Expenses				
2681	2106		Operating Capital Outlay				
2682	2107		Food Products				
2683	2199		Certifications Forward		207.80		
			Hillsborough Correctional Institution—				
2684	2201		Salaries				
2685	2203		Other Personal Services				
2686	2204		Expenses				
2687	2206		Operating Capital Outlay				
2688	2207		Food Products				
2689	2299		Certifications Forward		2,988.90		
			Indian River Correctional Institution—				
2690	2301		Salaries				
2691	2303		Other Personal Services				
2692	2304		Expenses				
2693	2306		Operating Capital Outlay				
2694	2307		Food Products				
2695	2399		Certifications Forward		6,094.38		

ABSTRACT OF GENERAL REVENUE APPROPRIATIONS

Adjustments	Less Appropriations in Reserve	Plus Refunds and Restorations	Total Available	DISBURSEMENTS			Total Available Unexpended	Unexpended Appropriations June 30, 1980	Line No.
				Regular	Transfers	Total			
\$ 2,332,675.00	\$	\$	\$ 2,332,675.00	\$ 2,125,317.43	\$	\$ 2,125,317.43	\$ 207,357.57	\$ 207,357.57	2635
51,267.00	51,267.00	35,099.65	35,099.65	16,167.35	16,167.35	2636
1,237,539.00	1,237,539.00	1,157,314.42	1,157,314.42	80,224.58	80,224.58	2637
444,496.78	407,267.12	407,267.12	407,267.12	2638
1,787,361.00	1,787,361.00	1,734,912.15	1,734,912.15	52,448.85	52,448.85	2639
1,560.00	1,560.00	1,008.00	1,008.00	552.00	552.00	2640
355,002.00	355,002.00	329,498.47	329,498.47	25,503.53	25,503.53	2641
17,308.00	17,308.00	11,147.04	11,147.04	6,160.96	6,160.96	2642
187,867.00	187,867.00	179,118.43	179,118.43	8,748.57	8,748.57	2643
92,631.22	89,860.13	89,860.13	89,860.13	2644
2,217,572.00	2,217,572.00	2,139,399.49	2,139,399.49	78,172.51	78,172.51	2645
6,860.00	6,860.00	150.72	150.72	6,709.28	6,709.28	2646
436,977.00	436,977.00	409,421.98	409,421.98	27,555.02	27,555.02	2647
26,997.00	26,997.00	21,097.76	21,097.76	5,899.24	5,899.24	2648
233,442.00	233,442.00	224,096.21	224,096.21	9,345.79	9,345.79	2649
116,933.05	114,437.31	114,437.31	114,437.31	2650
2,280,913.00	2,280,913.00	2,213,057.03	2,213,057.03	67,855.97	67,855.97	2651
471,611.00	471,611.00	440,904.83	440,904.83	30,706.17	30,706.17	2652
26,296.00	26,296.00	22,417.04	22,417.04	3,878.96	3,878.96	2653
185,398.00	185,398.00	161,284.71	161,284.71	24,113.29	24,113.29	2654
172,947.25	171,190.49	171,190.49	171,190.49	2655
1,327,834.00	1,327,834.00	1,299,639.42	1,299,639.42	28,194.58	28,194.58	2656
18,685.00	18,685.00	15,511.31	15,511.31	3,173.69	3,173.69	2657
404,586.00	404,586.00	362,680.04	362,680.04	41,905.96	41,905.96	2658
9,393.00	9,393.00	6,003.28	6,003.28	3,389.72	3,389.72	2659
157,867.00	157,867.00	144,547.63	144,547.63	13,319.37	13,319.37	2660
68,710.35	68,274.65	68,274.65	68,274.65	2661
1,448,771.00	1,448,771.00	1,399,855.54	1,399,855.54	48,915.46	48,915.46	2662
387,014.00	387,014.00	380,232.64	380,232.64	6,781.36	6,781.36	2663
11,923.00	11,923.00	10,101.67	10,101.67	1,821.33	1,821.33	2664
119,865.00	119,865.00	111,271.47	111,271.47	8,593.53	8,593.53	2665
56,049.38	55,950.52	55,950.52	55,950.52	2666
2,431,572.00	2,431,572.00	2,362,645.95	2,362,645.95	68,926.05	68,926.05	2667
6,900.00	6,900.00	3,160.00	3,160.00	3,740.00	3,740.00	2668
706,230.00	706,230.00	694,065.65	694,065.65	12,164.35	12,164.35	2669
20,308.00	20,308.00	11,031.73	11,031.73	9,276.27	9,276.27	2670
364,516.00	364,516.00	360,107.04	360,107.04	4,408.96	4,408.96	2671
96,380.04	96,325.31	96,325.31	96,325.31	2672
1,900,403.00	1,900,403.00	1,833,168.30	1,833,168.30	67,234.70	67,234.70	2673
395,925.00	395,925.00	395,833.64	395,833.64	91.36	91.36	2674
30,254.00	30,254.00	11,140.95	11,140.95	19,113.05	19,113.05	2675
233,815.00	233,815.00	233,279.76	233,279.76	535.24	535.24	2676
62,616.95	62,576.26	62,576.26	62,576.26	2677
2,004,657.00	2,004,657.00	1,947,112.40	1,947,112.40	57,544.60	57,544.60	2678
5,800.00	5,800.00	5,800.00	5,800.00	2679
497,287.00	497,287.00	474,682.04	474,682.04	22,604.96	22,604.96	2680
15,953.00	15,953.00	8,385.98	8,385.98	7,567.02	7,567.02	2681
152,315.00	152,315.00	146,936.25	146,936.25	5,378.75	5,378.75	2682
97,163.94	96,956.14	96,956.14	96,956.14	2683
1,803,427.00	1,803,427.00	1,747,564.39	1,747,564.39	55,862.61	55,862.61	2684
1,560.00	1,560.00	1,500.00	1,500.00	60.00	60.00	2685
442,695.00	442,695.00	421,151.51	421,151.51	21,543.49	21,543.49	2686
14,193.00	14,193.00	13,506.81	13,506.81	686.19	686.19	2687
215,524.00	215,524.00	193,205.80	193,205.80	22,318.20	22,318.20	2688
85,236.20	82,247.30	82,247.30	82,247.30	2689
1,474,398.00	1,474,398.00	1,430,623.68	1,430,623.68	43,774.32	43,774.32	2690
16,275.00	16,275.00	16,080.00	16,080.00	195.00	195.00	2691
321,678.00	321,678.00	316,876.53	316,876.53	4,801.47	4,801.47	2692
32,374.00	32,374.00	31,904.87	31,904.87	469.13	469.13	2693
155,052.00	155,052.00	152,001.81	152,001.81	3,050.19	3,050.19	2694
58,032.85	51,938.47	51,938.47	51,938.47	2695

ABSTRACT OF GENERAL REVENUE APPROPRIATIONS

Line No.	Dept. and Div. No.	Acct. No.	NAME OF APPROPRIATION	APPROPRIATIONS			
				Certifications from Prior Year	Less Reversions of Jan. 1, 1980	General Appropriation Act	Other
700-705 CORRECTIONS, DEPARTMENT OF (Continued)							
703 Major Institutions: (Continued)							
Lancaster Correctional Institution—							
2696	2401		Salaries	\$	\$	\$	\$
2697	2403		Other Personal Services
2698	2404		Expenses
2699	2406		Operating Capital Outlay
2700	2407		Food Products
Polk Correctional Institution—							
2701	2501		Salaries
2702	2503		Other Personal Services
2703	2504		Expenses
2704	2506		Operating Capital Outlay
2705	2507		Food Products
2706	2599		Certifications Forward	735.58
Lancaster Correctional Institution—							
2707	2601		Salaries
2708	2604		Expenses
2709	2606		Operating Capital Outlay
2710	2607		Food Products
2711	2699		Certifications Forward	160.37
2712			Total Major Institutions	\$ 3,951,288.49	\$ 78,194.99	\$ 105,374,002.00	\$
704 Community Facilities and Road Prisons:							
Regional Control—							
2713	0101		Salaries	\$	\$	\$ 6,047,104.00	\$
2714	0003		Other Personal Services	157,005.00
2715	0004		Expenses	2,167,235.00
2716	0006		Operating Capital Outlay	262,617.00
2717	0007		Food Products	1,432,658.00
2718	0099		Certifications Forward	574,477.03
Region 1—							
2719	0101		Salaries
2720	0103		Other Personal Services
2721	0104		Expenses
2722	0106		Operating Capital Outlay
2723	0107		Food Products
2724	0199		Certifications Forward	3,721.59
Region 2—							
2725	0201		Salaries
2726	0203		Other Personal Services
2727	0204		Expenses
2728	0206		Operating Capital Outlay
2729	0207		Food Products
2730	0299		Certifications Forward	89.60
Region 3—							
2731	0301		Salaries
2732	0303		Other Personal Services
2733	0304		Expenses
2734	0306		Operating Capital Outlay
2735	0307		Food Products
2736	0399		Certifications Forward	734.21
Region 4—							
2737	0401		Salaries
2738	0403		Other Personal Services
2739	0404		Expenses
2740	0406		Operating Capital Outlay
2741	0407		Food Products
2742	0499		Certifications Forward	1,735.28
Region 5—							
2743	0501		Salaries
2744	0503		Other Personal Services
2745	0504		Expenses
2746	0506		Operating Capital Outlay
2747	0507		Food Products
2748	0599		Certifications Forward	2,945.21
2749			Total Community Facilities and Road Prisons	\$ 574,477.03	\$ 9,225.89	\$ 10,066,619.00	\$
705 Probation and Parole Commission:							
Community Services—Regional Control—							
2750	0001		Salaries	\$	\$	\$ 13,108,511.00	\$
2751	0004		Other Personal Services	2,562,829.00

ABSTRACT OF GENERAL REVENUE APPROPRIATIONS

Adjustments	Less Appropriations in Reserve	Plus Refunds and Restorations	Total Available	DISBURSEMENTS			Total Available Unexpended	Unexpended Appropriations June 30, 1980	Line No.
				Regular	Transfers	Total			
\$ 1,917,763.00	\$	\$	\$ 1,917,763.00	\$ 1,840,702.31	\$	\$ 1,840,702.31	\$ 77,060.69	\$ 77,060.69	2696
7,520.00	7,520.00	2,583.33	2,583.33	4,936.67	4,936.67	2697
613,691.00	613,691.00	571,988.00	571,988.00	41,703.00	41,703.00	2698
153,315.00	153,315.00	147,461.13	147,461.13	5,853.87	5,853.87	2699
104,962.00	104,962.00	96,281.07	96,281.07	8,680.93	8,680.93	2700
1,792,857.00	1,792,857.00	1,752,094.42	1,752,094.42	40,762.58	40,762.58	2701
25,700.00	25,700.00	23,000.00	23,000.00	2,700.00	2,700.00	2702
522,005.00	522,005.00	507,895.05	507,895.05	14,109.95	14,109.95	2703
23,204.00	23,204.00	1,611.25	1,611.25	21,592.75	21,592.75	2704
343,821.00	343,821.00	338,799.50	338,799.50	5,021.50	5,021.50	2705
99,820.35	99,820.77	99,084.77	99,084.77	2706
1,837,683.00	1,837,683.00	1,763,620.90	1,763,620.90	74,062.10	74,062.10	2707
422,303.00	422,303.00	407,629.44	407,629.44	14,673.56	14,673.56	2708
22,134.00	22,134.00	16,441.35	16,441.35	5,692.65	5,692.65	2709
231,688.00	231,688.00	223,173.76	223,173.76	8,514.24	8,514.24	2710
60,678.52	60,518.15	60,518.15	60,518.15	2711
\$ 4,583,714.00	\$ 443,566.00	\$	\$ 113,387,243.50	\$ 109,111,977.59	\$	\$ 109,111,977.59	\$ 4,275,265.91	\$ 4,718,831.91	2712
\$ (6,047,104.00)	\$	\$	\$	\$	\$	\$	\$	\$	2713
(157,005.00)	2714
(2,167,234.00)	1.00	1.00	1.00	2715
(262,617.00)	2716
(1,430,277.00)	2,381.00	2,381.00	2,381.00	2717
(574,477.03)	2718
1,961,479.00	1,961,479.00	1,905,663.74	1,905,663.74	55,815.26	55,815.26	2719
27,765.00	27,765.00	24,637.99	24,637.99	3,127.01	3,127.01	2720
539,044.00	539,044.00	514,225.67	514,225.67	24,818.33	24,818.33	2721
49,818.00	49,818.00	41,836.71	41,836.71	7,981.29	7,981.29	2722
353,460.00	353,460.00	321,432.56	321,432.56	32,027.44	32,027.44	2723
125,049.20	121,327.61	121,327.61	121,327.61	2724
1,037,463.00	1,037,463.00	1,009,528.69	1,009,528.69	27,934.31	27,934.31	2725
9,360.00	9,360.00	7,815.69	7,815.69	1,544.31	1,544.31	2726
364,401.00	364,401.00	339,255.87	339,255.87	25,145.13	25,145.13	2727
46,064.00	46,064.00	38,872.61	38,872.61	7,191.39	7,191.39	2728
191,789.00	191,789.00	185,904.24	185,904.24	5,884.76	5,884.76	2729
101,847.50	101,757.90	101,757.90	101,757.90	2730
723,332.00	723,332.00	696,797.73	696,797.73	26,534.27	26,534.27	2731
92,760.00	92,760.00	78,129.70	78,129.70	14,630.30	14,630.30	2732
255,079.00	255,079.00	237,597.10	237,597.10	17,481.90	17,481.90	2733
22,846.00	22,846.00	21,211.67	21,211.67	1,634.33	1,634.33	2734
117,477.00	117,477.00	109,812.79	109,812.79	7,664.21	7,664.21	2735
85,392.15	84,657.94	84,657.94	84,657.94	2736
1,552,401.00	1,552,401.00	1,495,408.25	1,495,408.25	56,992.75	56,992.75	2737
14,640.00	14,640.00	13,424.05	13,424.05	1,215.95	1,215.95	2738
582,928.00	582,928.00	489,254.14	489,254.14	93,673.86	93,673.86	2739
64,448.00	64,448.00	41,999.44	41,999.44	22,448.56	22,448.56	2740
333,465.00	333,465.00	315,689.50	315,689.50	17,775.50	17,775.50	2741
193,637.52	191,902.24	191,902.24	191,902.24	2742
1,489,114.00	1,489,114.00	1,457,500.00	1,457,500.00	31,614.00	31,614.00	2743
12,480.00	12,480.00	12,107.05	12,107.05	372.95	372.95	2744
468,678.00	468,678.00	461,312.74	461,312.74	7,365.26	7,365.26	2745
92,571.00	92,571.00	85,924.59	85,924.59	6,646.41	6,646.41	2746
296,979.00	296,979.00	289,948.92	289,948.92	7,030.08	7,030.08	2747
68,550.66	65,605.45	65,605.45	65,605.45	2748
\$ 635,604.00	\$	\$	\$ 11,267,474.14	\$ 10,760,542.58	\$	\$ 10,760,542.58	\$ 506,931.56	\$ 506,931.56	2749
\$ (13,108,511.00)	\$	\$	\$	\$	\$	\$	\$	\$	2750
(2,582,829.00)	2751

ABSTRACT OF GENERAL REVENUE APPROPRIATIONS

Line No.	Dept. and Div. No.	Acct. No.	NAME OF APPROPRIATION	APPROPRIATIONS			
				Certifications from Prior Year	Less Reversions of Jan. 1, 1980	General Appropriation Act	Other
700-705 CORRECTIONS, DEPARTMENT OF (Continued)							
705 Probation and Parole Commission: (Continued)							
Community Services—Regional Control— (Continued)							
2752	0006		Operating Capital Outlay	\$	\$	\$ 185,275.00	\$
2753	0099		Certifications Forward	486,203.45
Probation and Parole Services—Region 1—							
2754	0101		Salaries
2755	0104		Expenses
2756	0106		Operating Capital Outlay
2757	0110		Special Categories—Formula Funded in Region 3	345,060.00
2758	0120		Special Categories—Cost of Supervision Payment	738,470.00
2759	0199		Certifications Forward	10,301.97
Probation and Parole Services—Region 2—							
2760	0201		Salaries
2761	0204		Expenses
2762	0206		Operating Capital Outlay
2763	0299		Certifications Forward	1,676.02
Probation and Parole Services—Region 3—							
2764	0301		Salaries
2765	0304		Expenses
2766	0306		Operating Capital Outlay
2767	0399		Certifications Forward	2,301.56
Probation and Parole Services—Region 4—							
2768	0401		Salaries
2769	0404		Expenses
2770	0406		Operating Capital Outlay
2771	0499		Certifications Forward	864.69
Probation and Parole Services—Region 5—							
2772	0501		Salaries
2773	0504		Expenses
2774	0506		Operating Capital Outlay
2775	0599		Certifications Forward	10,435.26
2776			Total Probation and Parole Commission	\$ 486,203.45	\$ 25,579.50	\$ 16,940,145.00	\$
2777			TOTAL DEPARTMENT OF CORRECTIONS	\$ 21,308,287.88	\$ 125,450.53	\$ 140,705,078.00	\$
710-714 LAW ENFORCEMENT, DEPARTMENT OF							
710 Office of Executive Director and Division of Staff Services:							
2778	0101		Salaries	\$	\$	\$ 3,208,637.00	\$
2779	0103		Other Personal Services	13,900.00
2780	0104		Expenses	1,100,814.00	5,000.00
2781	0106		Operating Capital Outlay	217,325.00
2782	0191		Data Processing Services	41,701.00
2783	0193		Salary Incentive Payment
2784	0199		Certifications Forward	195,138.37	12,647.95
2785			Total Office of Executive Director and Division of Staff Services	\$ 195,138.37	\$ 12,647.95	\$ 4,582,377.00	\$ 5,000.00
712 Division of Criminal Investigations:							
2786	0101		Salaries	\$	\$	\$ 4,706,777.00	\$
2787	0104		Expenses	1,912,316.00
2788	0106		Operating Capital Outlay	510,287.00
2789	0191		Data Processing Services	142,741.00
2790	0193		Salary Incentive Payment
2791	0199		Certifications Forward	328,180.51	704.90
2792			Total Division of Criminal Investigations	\$ 328,180.51	\$ 704.90	\$ 7,272,121.00	\$
713 Division of Standards and Training:							
2793	0101		Salaries	\$	\$	\$ 382,130.00	\$
2794	0103		Other Personal Services	1,800.00
2795	0104		Expenses	106,343.00
2796	0106		Operating Capital Outlay	12,608.00
2797	0110		Special Categories—Match for Policy Psychological Assessment Grant	7,500.00
2798	0191		Data Processing Services	43,273.00
2799	0199		Certifications Forward	14,751.95	58.28
2800			Total Division of Standards and Training	\$ 14,751.95	\$ 58.28	\$ 553,654.00	\$
714 Division of Criminal Justice Information System:							
2801	0101		Salaries	\$	\$	\$ 1,588,924.00	\$
2802	0104		Expenses	346,946.00

*Authorized by Section 24 of Chapter 79-212, Laws of Florida.

ABSTRACT OF GENERAL REVENUE APPROPRIATIONS

Adjustments	Less Appropriations in Reserve	Plus Refunds and Restorations	Total Available	DISBURSEMENTS			Total Available Unexpended	Unexpended Appropriations June 30, 1980	Line No.
				Regular	Transfers	Total			
\$ (185,275.00)	\$	\$	\$	\$	\$	\$	\$	\$	2752
(486,203.45)									2753
1,357,854.00			1,357,854.00	1,311,151.86		1,311,151.86	46,702.15	46,702.14	2754
266,042.00			266,042.00	234,660.57		234,660.57	31,381.43	31,381.43	2755
9,239.00			9,239.00	5,022.59		5,022.59	4,216.41	4,216.41	2756
(345,060.00)									2757
53,017.55			738,470.00	243,650.00		243,650.00	494,820.00	494,820.00	2758
			42,715.58	42,715.58		42,715.58			2759
2,272,022.00			2,272,022.00	2,157,996.73		2,157,996.73	114,025.27	114,025.27	2760
438,744.00			438,744.00	411,207.56		411,207.56	27,536.44	27,536.44	2761
23,877.00			23,877.00	10,979.86		10,979.86	12,897.14	12,897.14	2762
88,102.56			86,426.54	86,426.54		86,426.54			2763
1,928,959.00			1,928,959.00	1,855,544.01		1,955,544.01	73,414.99	73,414.99	2764
323,362.00			323,362.00	309,880.95		309,880.95	13,481.05	13,481.05	2765
74,590.00			74,590.00	43,776.94		43,776.94	30,813.06	30,813.06	2766
73,619.87			71,318.31	71,318.31		71,318.31			2767
4,581,016.00			4,581,016.00	4,148,147.35		4,148,147.35	432,868.65	432,868.65	2768
847,423.00			847,423.00	790,642.18		790,642.18	56,780.82	56,780.82	2769
106,218.00			106,218.00	10,691.36		10,691.36	95,526.64	95,526.64	2770
129,822.23			128,957.54	128,957.54		128,957.54			2771
4,170,147.00			4,170,147.00	4,050,075.18		4,050,075.18	120,071.82	120,071.82	2772
829,016.00			829,016.00	803,912.28		803,912.28	25,103.72	25,103.72	2773
43,209.00			43,209.00	17,039.15		17,039.15	26,169.85	26,169.85	2774
141,641.24			131,205.98	131,205.98		131,205.98			2775
\$ 1,070,043.00	\$	\$	\$ 18,470,811.95	\$ 16,865,002.52	\$	\$ 16,865,002.52	\$ 1,605,809.43	\$ 1,605,809.43	2776
\$ 7,145,845.00	\$ 5,549,752.25	\$	\$ 163,484,008.10	\$ 153,524,227.19	\$	\$ 153,524,227.19	\$ 9,959,780.91	\$ 15,509,533.16	2777
\$ 110,238.00	\$ 53,320.00	\$	\$ 3,265,555.00	\$ 3,155,436.17	\$	\$ 3,155,436.17	\$ 110,118.83	\$ 163,438.83	2778
(8,770.00)			13,900.00	7,429.78		7,429.78	6,470.22	6,470.22	2779
79,183.00			1,097,044.00	980,243.27		980,243.27	116,800.73	116,800.73	2780
537.00			296,508.00	185,406.32		185,406.32	111,101.68	111,101.68	2781
8,661.00			42,238.00	42,238.00		42,238.00			2782
			8,661.00	6,964.98		6,964.98	1,696.02	1,696.02	2783
			182,490.42	182,490.42		182,490.42			2784
\$ 189,849.00	\$ 53,320.00	\$	\$ 4,906,396.42	\$ 4,560,208.94	\$	\$ 4,560,208.94	\$ 346,187.48	\$ 399,507.48	2785
\$ 287,227.00	\$ 82,211.00	\$	\$ 4,911,793.00	\$ 4,679,012.53	\$	\$ 4,679,012.53	\$ 232,780.47	\$ 314,991.47	2786
19,789.00			1,932,105.00	1,649,274.73		1,649,274.73	282,830.27	282,830.27	2787
27,613.00			537,900.00	282,164.95		282,164.95	255,735.05	255,735.05	2788
1,839.00			144,580.00	144,580.00		144,580.00			2789
62,158.00			62,158.00	46,159.75		46,159.75	15,998.25	15,998.25	2790
			327,475.61	327,475.61		327,475.61			2791
\$ 398,626.00	\$ 82,211.00	\$	\$ 7,916,011.61	\$ 7,128,667.57	\$	\$ 7,128,667.57	\$ 787,344.04	\$ 869,555.04	2792
\$ 27,431.00	\$ 4,891.00	\$	\$ 404,670.00	\$ 365,467.69	\$	\$ 365,467.69	\$ 39,202.31	\$ 44,093.31	2793
560.00			2,360.00	1,755.74		1,755.74	604.26	604.26	2794
1,855.00			108,198.00	95,677.21		95,677.21	12,520.79	12,520.79	2795
43,572.00			56,180.00	11,659.90		11,659.90	44,520.10	44,520.10	2796
			7,500.00	7,500.00		7,500.00			2797
558.00			43,831.00	43,831.00		43,831.00			2798
			14,693.67	14,693.67		14,693.67			2799
\$ 73,976.00	\$ 4,891.00	\$	\$ 637,432.67	\$ 540,585.21	\$	\$ 540,585.21	\$ 96,847.46	\$ 101,738.46	2800
\$ 40,891.00	\$ 21,719.00	\$	\$ 1,608,096.00	\$ 1,531,199.27	\$	\$ 1,531,199.27	\$ 76,896.73	\$ 98,615.73	2801
(11,828.00)			335,118.00	297,180.54		297,180.54	37,937.46	37,937.46	2802

ABSTRACT OF GENERAL REVENUE APPROPRIATIONS

Line No.	Dept. and Div. No.	Acct. No.	NAME OF APPROPRIATION	APPROPRIATIONS			
				Certifications from Prior Year	Less Reversions of Jan. 1, 1980	General Appropriation Act	Other
710-714 LAW ENFORCEMENT, DEPARTMENT OF (Continued)							
714 Division of Criminal Justice Information System: (Continued)							
2803	0106		Operating Capital Outlay	\$	\$	\$ 15,090.00	\$
2804	0191		Data Processing Services	3,412,248.00
2805	0193		Salary Incentive Payment
2806	0199		Certifications Forward	57,358.23	533.49
2807			Total Division of Criminal Justice Information System	\$ 57,358.23	\$ 533.49	\$ 5,363,208.00	\$
2808			TOTAL DEPARTMENT OF LAW ENFORCEMENT	\$ 595,429.06	\$ 13,944.82	\$ 17,771,360.00	\$ 5,000.00
720-729 GENERAL SERVICES, DEPARTMENT OF							
720 Office of the Executive Director and Division of Administration:							
2809	0101		Salaries	\$	\$	\$ 1,182,266.00	\$
2810	0103		Other Personal Services
2811	0104		Expenses	199,093.00
2812	0106		Operating Capital Outlay	15,132.00
2813	0191		Data Processing Services	86,380.00
2814	0199		Certifications Forward	43,387.50	139.89
2815			Total Office of the Executive Director and Division of Administration	\$ 43,387.50	\$ 139.89	\$ 1,482,871.00	\$
721 Division of Security:							
2816	0101		Salaries	\$	\$	\$ 1,058,723.00	\$
2817	0104		Expenses	95,173.00
2818	0106		Operating Capital Outlay	1,762.00
2819	0193		Salary Incentive Payment
2820	0199		Certifications Forward	46,238.80	11.21
2821			Total Division of Security	\$ 46,238.80	\$ 11.21	\$ 1,155,658.00	\$
722 Division of Purchasing:							
2822	0101		Salaries	\$	\$	\$ 663,500.00	\$
2823	0103		Other Personal Services	8,298.00
2824	0104		Expenses	327,911.00
2825	0106		Operating Capital Outlay	11,025.00
2826	0191		Data Processing Services	116,982.00
2827	0199		Certifications Forward	119,411.33	564.05
2828			Total Division of Purchasing	\$ 119,411.33	\$ 564.05	\$ 1,127,716.00	\$
723 Division of Electronic Data Processing:							
Administration and Technical Services—							
2829	0101		Salaries	\$	\$	\$ 505,861.00	\$
2830	0103		Other Personal Services	1,000.00
2831	0104		Expenses	71,886.00
2832	0106		Operating Capital Outlay	3,391.00
2833	0199		Certifications Forward	19,433.23	1,432.56
2834			Total Division of Electronic Data Processing	\$ 19,433.23	\$ 1,432.56	\$ 582,138.00	\$
724 Division of Building Construction and Property Management—Operating:							
2835	0109		Lump Sum—Transfer to Supervision Trust Fund	\$	\$	\$ 5,833,708.00	\$
2836	0159		Lump Sum—Development and Implementation of State	50,000.00
2837			Total Division of Building Construction and Property Management—Operating	\$	\$	\$ 5,883,708.00	\$
725 Division of Building Construction and Property Management—Fixed Capital Outlay:							
Department of Corrections—							
Dade Correctional Institution—							
2838	0801		Laundry	\$ 490,006.50	\$	\$	\$
Florida State Prison—							
2839	0802		Miscellaneous Repairs and Improvements	178,654.20
DeSoto Correctional Institution—							
2840	0803		Miscellaneous Repairs and Improvements	406,740.45
Florida State Prison—							
2841	0804		Renovation of Minimum Security Unit	325,053.50
Cross City Correctional Institution—							
2842	0805		Improvement to Perimeter Security	10,987.50
Glades Correctional Institution—							
2843	0807		Improvements to Chapel	33,588.50

ABSTRACT OF GENERAL REVENUE APPROPRIATIONS

Adjustments	Less Appropriations in Reserve	Plus Refunds and Restorations	Total Available	DISBURSEMENTS			Total Available Unexpended	Unexpended Appropriations June 30, 1980	Line No.
				Regular	Transfers	Total			
\$ 60,234.00	\$	\$	\$ 75,324.00	\$ 17,740.16	\$	\$ 17,740.16	\$ 57,583.84	\$ 57,583.84	2803
43,978.00	3,456,226.00	3,456,226.00	3,456,226.00	2804
322.00	322.00	212.25	212.25	109.75	109.75	2805
.....	56,824.74	56,824.74	56,824.74	2806
\$ 133,597.00	\$ 21,719.00	\$	\$ 5,531,910.74	\$ 5,359,382.96	\$	\$ 5,359,382.96	\$ 172,527.78	\$ 194,246.78	2807
\$ 796,048.00	\$ 162,141.00	\$	\$ 18,991,751.44	\$ 17,588,844.68	\$	\$ 17,588,844.68	\$ 1,402,906.76	\$ 1,565,047.76	2808
\$ 30,696.00	\$	\$	\$ 1,212,962.00	\$ 1,132,425.53	\$	\$ 1,132,425.53	\$ 80,536.47	\$ 80,536.47	2809
2,621.00	2,621.00	2,417.30	2,417.30	203.70	203.70	2810
12,869.00	211,962.00	201,949.08	201,949.08	10,012.92	10,012.92	2811
.....	15,132.00	11,264.18	11,264.18	3,867.82	3,867.82	2812
11,047.00	97,427.00	67,290.12	67,290.12	30,136.88	30,136.88	2813
.....	43,247.61	43,247.61	43,247.61	2814
\$ 57,233.00	\$	\$	\$ 1,583,351.61	\$ 1,458,593.82	\$	\$ 1,458,593.82	\$ 124,757.79	\$ 124,757.79	2815
\$ 63,350.00	\$	\$	\$ 1,122,073.00	\$ 1,083,189.47	\$	\$ 1,083,189.47	\$ 38,883.53	\$ 38,883.53	2816
(3,176.00)	91,997.00	67,250.89	67,250.89	24,746.11	24,746.11	2817
.....	1,762.00	1,223.48	1,223.48	538.52	538.52	2818
11,820.00	11,820.00	11,345.70	11,345.70	474.30	474.30	2819
.....	46,227.59	46,227.59	46,227.59	2820
\$ 71,994.00	\$	\$	\$ 1,273,879.59	\$ 1,209,237.13	\$	\$ 1,209,237.13	\$ 64,642.46	\$ 64,642.46	2821
\$ 25,541.00	\$	\$	\$ 689,041.00	\$ 661,471.02	\$	\$ 661,471.02	\$ 27,569.98	\$ 27,569.98	2822
.....	8,298.00	1,765.08	1,765.08	6,532.92	6,532.92	2823
2,888.00	330,799.00	294,339.53	294,339.53	36,459.47	36,459.47	2824
.....	11,025.00	7,963.50	7,963.50	3,061.50	3,061.50	2825
42,759.00	159,741.00	158,165.62	158,165.62	1,575.38	1,575.38	2826
.....	118,847.28	118,847.28	118,847.28	2827
\$ 71,188.00	\$	\$	\$ 1,317,751.28	\$ 1,242,552.03	\$	\$ 1,242,552.03	\$ 75,199.25	\$ 75,199.25	2828
\$ 28,737.00	\$	\$	\$ 534,598.00	\$ 508,082.39	\$	\$ 508,082.39	\$ 26,515.61	\$ 26,515.61	2829
.....	1,000.00	600.00	600.00	400.00	400.00	2830
337.00	72,223.00	69,064.09	69,064.09	3,158.91	3,158.91	2831
.....	3,391.00	1,727.46	1,727.46	1,663.54	1,663.54	2832
.....	18,000.67	18,000.67	18,000.67	2833
\$ 29,074.00	\$	\$	\$ 629,212.67	\$ 597,474.61	\$	\$ 597,474.61	\$ 31,738.06	\$ 31,738.06	2834
\$ 160,347.00	\$ 992,392.00	\$	\$ 5,001,663.00	\$ 4,941,669.00	\$	\$ 4,941,669.00	\$ 59,994.00	\$ 1,052,386.00	2835
.....	50,000.00	50,000.00	50,000.00	2836
\$ 160,347.00	\$ 992,392.00	\$	\$ 5,051,663.00	\$ 4,991,669.00	\$	\$ 4,991,669.00	\$ 59,994.00	\$ 1,052,386.00	2837
\$	\$	\$	\$ 490,006.50	\$ 24,807.05	\$	\$ 24,807.05	\$ 465,199.45	\$ 465,199.45	2838
.....	178,654.20	95,768.81	95,768.81	82,885.39	82,885.39	2839
.....	406,740.45	22,635.29	22,635.29	384,105.16	384,105.16	2840
.....	26,946.00	298,107.50	17,380.95	17,380.95	280,726.55	307,672.55	2841
(8,308.60)	2,678.90	2,678.90	2,678.90	2842
.....	33,588.50	2,844.50	2,844.50	30,744.00	30,744.00	2843

ABSTRACT OF GENERAL REVENUE APPROPRIATIONS

Line No.	Dept. and Div. No.	Acct. No.	NAME OF APPROPRIATION	APPROPRIATIONS			
				Certifications from Prior Year	Less Reversions of Jan. 1, 1980	General Appropriation Act	Other
720-729			GENERAL SERVICES, DEPARTMENT OF (Continued)				
725			Division of Building Construction and Property Management—Fixed Capital Outlay: (Continued)				
			Secretary of State and Department of State—				
			Archives, History and Records Management—				
2844	0808		Relocation and Renovation of Union Bank Building	\$ 700.00	\$	\$	\$
			Division of Cultural Affairs—				
			Historic Pensacola Preservation Board—				
2845	0809		Air Conditioning of Transportation Museum	2,523.57			
2846	0810		Air Conditioning of Moreno Cottage	2,851.57			
2847	0811		Development of Pitts Slip Exhibit Area	11,573.75			
			Stephen Foster Memorial—				
2848	0812		Waterproofing and Renovation of Tower Exterior	59,741.50			
2849	0813		Improvements to Entrance and Springs	4,774.10			
			Historic Tallahassee Presentation Board—				
2850	0814		Completing of Air Conditioning System, Brokaw-McDougall House	15,739.26			
			Department of Natural Resources—				
2851	0815		Major Repairs and Renovations of Laboratory Facilities	1,502,279.43			
			Department of Health and Rehabilitative Services—				
2852	0816		Mental Health Services, Forensic Unit, Planning	500,000.00			
			Department of Corrections—				
			Maximum Security Institution and Reception Center, Relocation of Niceville				
2853			Road Prison, Planning	499,974.00			
2854	0818		Joint Site Acquisition and for Site Preparation—Dade City	1,075,000.00			
2855	0819		Conversion to Solar Water Heating				
			Department of Education—				
2856	0820		Conversion to Solar Water Heating				
			Department of Health and Rehabilitative Services—				
2857	0821		Conversion to Solar Water Heating	23,237.00			
			Department of Natural Resources—				
2858	0822		Conversion to Solar Water Heating				
			Department of Health and Rehabilitative Services—				
			Division of Mental Health Services—				
2859	0901		Electrical Energy Systems, Florida State Hospital			1,300,000.00	
	0902		Improvements to Forensic Units, Florida State Hospital and				
2860			South Florida State Hospital			483,600.00	
2861	0903		Renovation of Hot Water System, Northeast Florida State Hospital			25,000.00	
2862	0904		Renovation of Children's and Adolescents Units, South Florida State Hospital			547,900.00	
2863	0905		Correction of Licensure and Certification Deficiencies, State Mental Hospitals			1,500,000.00	
			Division of Youth Services—				
2864	0906		Deficiency Appropriation—Volusia Detention Center			365,975.00	
2865	0907		Juvenile Detention Center, Marion County			1,100,000.00	
2866	0908		Acquisition and Renovation of Halfway House, Ft. Lauderdale			548,100.00	
2867	0909		Repairs and Improvements, Jacksonville Youth Development Center			274,100.00	
2868	0910		Repairs and Improvements, Dozier, McPhearson and Okeechobee			580,800.00	
2869	0911		Juvenile Detention Center, St. Lucie County			1,100,000.00	
2870	0912		Pedestrian Overpass, G. Dozier School, Marianna			208,200.00	
2871	0913		Repairs and Improvements, Detention Centers			181,800.00	
2872	0914		Repairs and Improvements, Group Treatment Centers			127,000.00	
2873	0915		Juvenile Detention Center, Sarasota/Manatee Region			1,100,000.00	
			Division of Retardation Services—				
2874	0916		Repairs and Improvements, Retardation Centers			938,800.00	
2875	0917		Renovation of Continuous Care Unit, Orlando Sunland			129,200.00	
2876	0918		Medical Service Center, Marianna Sunland			2,038,400.00	
2877	0919		Client Program and Service Facilities, Marianna Sunland			50,000.00	
2878	0920		Improvements of Electrical and Lighting Systems, Miami Sunland			10,000.00	
2879	0921		Replacement of Clinic, Gainesville Sunland			15,000.00	
			Division of Health Services—				
2880	0922		Air Conditioning of A.G. Holley State Hospital			870,000.00	
2881	0923		Repairs and Improvements, A.G. Holley State Hospital			78,800.00	
			Division of Children's Medical Services—				
2882	0924		Children's Medical Services Center, West Palm Beach			71,700.00	
			Department of Highway Safety and Motor Vehicles—				
2883	0925		Communications Repair Facility, Lakeland			76,000.00	
2884	0926		Office Building, Kirkman Complex, Leon County			8,659,452.00	
2885	0927		Addition to Patrol Academy, Leon County			1,492,377.00	
2886	0928		Acquisition of Leased Drivers License Facility, Highlands			69,629.00	
2887	0929		Acquisition of Site for Drivers License Facility, Lake Placid			9,465.00	
2888	0930		Repairs—Kirkman Building			56,500.00	
2889	0931		Parking—Florida Highway Patrol Facility—Lakeland			37,390.00	
			Judicial Branch—				
			Supreme Court—				
2890	0932		Repairs and Improvements, Supreme Court Building			31,200.00	

ABSTRACT OF GENERAL REVENUE APPROPRIATIONS

Adjustments	Less Appropriations in Reserve	Plus Refunds and Restorations	Total Available	DISBURSEMENTS			Total Available Unexpended	Unexpended Appropriations June 30, 1980	Line No.
				Regular	Transfers	Total			
\$	\$	\$	\$ 700.00	\$	\$	\$	\$ 700.00	\$ 700.00	2844
			2,523.57	2,523.00		2,523.00	.57	.57	2845
			2,851.57	2,578.24		2,578.24	273.33	273.33	2846
			11,573.75	9,793.07		9,793.07	1,780.68	1,780.68	2847
	3,654.00		56,087.50	346.40		346.40	55,741.10	59,395.10	2848
			4,774.10	3,750.00		3,750.00	1,024.10	1,024.10	2849
			15,739.26	15,739.26		15,739.26			2850
			1,502,279.43	1,443,017.85		1,443,017.85	59,261.58	59,261.58	2851
			500,000.00	88,460.49		88,460.49	411,539.51	411,539.51	2852
	26,986.00		472,988.00	120,735.50		120,735.50	352,252.50	379,238.50	2853
	520,621.00		554,379.00	64,146.20		64,146.20	490,232.80	1,010,853.80	2854
67,504.00	12,070.00		55,434.00	4,553.00		4,553.00	50,881.00	62,951.00	2855
31,500.00			31,500.00	140.00		140.00	31,360.00	31,360.00	2856
700.00			23,937.00	22,358.85		22,358.85	1,578.15	1,578.15	2857
19,480.00			19,480.00	1,983.00		1,983.00	17,497.00	17,497.00	2858
	503,472.00		796,528.00	83,688.26		83,688.26	712,839.74	1,216,311.74	2859
	344,689.00		138,911.00	26,980.33		26,980.33	111,930.68	456,619.67	2860
			25,000.00	19,489.59		19,489.59	5,510.41	5,510.41	2861
	500,589.00		47,311.00	8,292.50		8,292.50	39,018.50	539,607.50	2862
	150,000.00		1,350,000.00	88,970.93		88,970.93	1,261,029.07	1,411,029.07	2863
	73,937.00		292,038.00	59,384.63		59,384.63	232,653.37	306,590.37	2864
	1,036,061.00		63,939.00	16,500.00		16,500.00	47,439.00	1,083,500.00	2865
	535,178.00		12,922.00	12,769.00		12,769.00	153.00	535,331.00	2866
	249,788.00		24,312.00	6,919.50		6,919.50	17,392.50	267,180.50	2867
	516,830.00		63,970.00	18,621.00		18,621.00	45,349.00	562,179.00	2868
	1,033,365.00		66,635.00	16,500.00		16,500.00	50,135.00	1,083,500.00	2869
	183,477.00		24,723.00	8,151.00		8,151.00	16,572.00	200,049.00	2870
	137,063.00		44,737.00	11,983.00		11,983.00	32,754.00	169,817.00	2871
	61,995.00		65,005.00	23,929.10		23,929.10	41,075.90	103,070.90	2872
	1,057,342.00		42,658.00	16,500.00		16,500.00	26,158.00	1,083,500.00	2873
	467,800.00		471,000.00	103,893.30		103,893.30	367,106.70	834,906.70	2874
	120,429.00		8,771.00	1,962.00		1,962.00	6,809.00	127,238.00	2875
	1,901,195.00		137,205.00	38,554.54		38,554.54	98,650.46	1,999,845.46	2876
	13,495.00		36,505.00	5,874.00		5,874.00	30,631.00	44,126.00	2877
			10,000.00	8,014.00		8,014.00	1,986.00	1,986.00	2878
	1,598.00		13,402.00	5,933.00		5,933.00	7,469.00	9,067.00	2879
	798,725.00		71,275.00	22,366.50		22,366.50	48,908.50	847,633.50	2880
	72,387.00		6,413.00	2,010.50		2,010.50	4,402.50	76,789.50	2881
	25,073.00		46,627.00	1,099.50		1,099.50	45,527.50	70,600.50	2882
	71,507.00		4,493.00	2,917.00		2,917.00	1,576.00	73,083.00	2883
	2,017,667.00		6,641,785.00	621,529.54		621,529.54	6,020,255.46	8,037,922.46	2884
	1,362,824.00		129,553.00	75,040.73		75,040.73	54,512.27	1,417,336.27	2885
	67,734.00		1,895.00	1,279.35		1,279.35	615.65	68,349.65	2886
			9,465.00	4,153.54		4,153.54	5,311.46	5,311.46	2887
	51,602.00		4,898.00	4,827.10		4,827.10	70.90	51,672.90	2888
			37,390.00	37,390.00		37,390.00			2889
			31,200.00	29,835.09		29,835.09	1,364.91	1,364.91	2890

ABSTRACT OF GENERAL REVENUE APPROPRIATIONS

Line No.	Dept and Div. No.	Acct. No.	NAME OF APPROPRIATION	APPROPRIATIONS			
				Certifications from Prior Year	Less Reversions of Jan. 1, 1980	General Appropriation Act	Other
720-729			GENERAL SERVICES, DEPARTMENT OF (Continued)				
	725		Division of Building Construction and Property Management—Fixed Capital Outlay: (Continued)				
			Judicial Branch— (Continued)				
			District Courts of Appeals—				
			First District Court of Appeal—				
2891		0933	Supplemental First District Court Building	\$	\$	\$ 255,000.00	\$
			Second District Court of Appeal—				
2892		0934	Miscellaneous Improvements to Court Building			92,200.00	
			Fifth District Court of Appeal—				
2893		0935	Fifth District Court of Appeal			1,000,000.00	
			Department of Military Affairs—				
2894		0936	National Guard Armory, Camp Blanding			1,107,200.00	
2895		0937	National Guard Armory, Ocala			17,300.00	
			Department of Natural Resources—				
			Division of Marine Resources—				
2896		0940	Supplemental Laboratory Building, St. Petersburg			855,365.00	
2897		0941	Utility and Site Improvements, Lab Complex, St. Petersburg			155,200.00	
2898		0942	Renovation of Air Conditioning, Lab Complex, St. Petersburg			444,900.00	
2899		0943	Shellfish Center—Phase II—Apalachicola			192,629.00	
2900		0944	Headquarters Facility, Rookery Bay National Estuarine Sanctuary (Collier County)			100,000.00	
			Division of Law Enforcement—				
2901		0945	Marine Patrol and Seafood Marketing Facility, St. Petersburg			288,900.00	
2902		0946	Completion of the North Florida Marine Shop, Tallahassee			28,400.00	
2903		0947	Renovation of Marine Patrol and Seafood Marketing Facility, Pensacola			65,000.00	
2904		0949	Renovation of Marine Patrol Station			4,800.00	
			Department of State and Secretary of State				
			Division of Cultural Affairs—				
2905		0950	Acquisition and Repair—Coconut Playhouse Property			1,400,000.00	
			Historic Pensacola Preservation Board—				
2906		0951	Acquisition of Storage Building, Pensacola			81,700.00	
2907		0952	Rewiring and Plumbing—Hispanic Building			25,000.00	
2908		0953	Reroofing McCullough Building Problem			21,500.00	
			Ringling Museum of Art—				
2909		0954	Repair Structural Drainage Problem			165,000.00	
			Department of General Services—				
			Division of Building Construction and Property Management—				
2910		6018	Florida State Capitol Complex	135,073.53			
2911		6025	Capitol Heating and Air Conditioning	2,000.00			
2912		6026	Electrical Distribution—Capitol Center	165,555.19			
			Department of Health and Rehabilitative Services—				
			Division of Mental Health—South Florida State Hospital—				
2913		6063	Major Repairs and Improvements	16,607.53			
2914		6064	Mental Health Institute—Tampa	205,431.70			
			Department of State and Secretary of State—				
			Division of Library Sciences—				
2915		6108	State Archives, Library and Museum Building	29,660.30			
			Department of General Services—				
2916		6211	Capitol Parking Facility and Rebuilding Waller Park	38,073.87			
2917		6215	Capitol Center Park Facilities	12,281.82			
2918		6216	Regional Office Building in Dade County	73,570.83			
2919		6217	Regional Office Building in Hillsborough County	462,426.47			
			Department of Corrections—				
2920		6234	Reception and Medical Center, Sumter Correctional Institution, Florida State Prison—Administrative Facilities	9,575.64			
			Department of Health and Rehabilitative Services—				
2921		6278	Land Purchase at Entomological Research Center—Vero Beach	10,985.00			
			Department of Agriculture and Consumer Services—				
			Division of Forestry—				
2922		6410	Ranger Residence—Big Pine Key	356.34			
			Department of Education—				
			Division of Universities—				
2923		6420	University of Florida Health Center Renovation	12,171.10			
2924		6422	Repairs to Dormitories	5,886.90			
			Department of General Services—				
2925		6424	Capitol Center Electrical Distribution System	152,278.72			
		6428	Regional Office Facility—Planning, Land Acquisition and Construction—Duval County	396,609.38			
2926		6429	Regional Office Facility—Planning, Land Acquisition and Construction—Escambia County	60,291.13			
2927		6430	Regional Office Facility—Planning, Land Acquisition and Construction—Palm Beach County	187,006.67			
2928		6431	Regional Office Facility—Planning, Land Acquisition and Construction—Broward County	106,969.96			
2929							

ABSTRACT OF GENERAL REVENUE APPROPRIATIONS

Adjustments	Less Appropriations in Reserve	Plus Refunds and Restorations	Total Available	DISBURSEMENTS			Total Available Unexpended	Unexpended Appropriations June 30, 1980	Line No	
				Regular	Transfers	Total				
\$	104,539.00	\$	150,461.00	\$	\$	\$	150,461.00	\$	255,000.00	2891
	49,103.00		43,097.00	37,338.16		37,338.16	5,758.84	54,861.84		2892
	734,317.00		265,683.00	230,089.80		230,089.80	35,593.20	769,910.20		2893
	1,087,100.00		20,100.00	19,416.76		19,416.76	683.24	1,087,783.24		2894
	17,300.00							17,300.00		2895
152,872.00	20,000.00		988,237.00	91,963.46		91,963.46	896,273.54	916,273.54		2896
(152,872.00)			2,328.00	2,328.00		2,328.00				2897
	408,022.00		36,878.00	26,384.46		26,384.46	10,493.54	418,515.54		2898
			192,629.00	183,533.71		183,533.71	9,095.29	9,095.29		2899
	92,691.00		7,309.00	3,280.00		3,280.00	4,029.00	96,720.00		2900
	284,466.00		4,434.00	4,433.50		4,433.50	100.50	284,566.50		2901
			28,400.00	25,609.40		25,609.40	2,790.60	2,790.60		2902
	63,925.00		1,075.00	975.00		975.00	100.00	64,025.00		2903
			4,800.00	1,653.90		1,653.90	3,146.10	3,146.10		2904
	1,357,400.00		32,600.00	32,240.38		32,240.38	359.62	1,367,759.62		2905
	74,864.00		6,836.00	1,072.00		1,072.00	5,763.25	80,627.25		2906
	62.00		24,938.00	381.63		381.63	24,556.37	24,618.37		2907
			21,500.00	386.86		386.86	21,113.14	21,113.14		2908
	30,804.00		134,196.00	42,828.27		42,828.27	91,367.73	122,171.73		2909
(45,150.00)			89,923.52	61,594.75		61,594.75	28,328.78	28,328.78		2910
			2,000.00				2,000.00	2,000.00		2911
45,150.00			210,705.19	65,558.15		65,558.15	145,147.04	145,147.04		2912
			16,607.53	16,607.53		16,607.53				2913
			205,431.70	196,586.57		196,586.57	8,845.13	8,845.13		2914
			29,660.30	15,390.69		15,390.69	14,269.61	14,269.61		2915
(26,549.00)			11,524.87				11,524.87	11,524.87		2916
26,549.00			38,830.82	38,830.37		38,830.37	.45	.45		2917
(43,750.00)			29,820.83	1,176.06		1,176.06	28,644.77	28,644.77		2918
(71,697.00)			390,729.47	274,362.54		274,362.54	116,366.93	116,366.93		2919
			9,575.64	9,575.64		9,572.73	2.91	2.91		2920
(10,985.00)										2921
			356.34	353.59		353.59	2.75	2.75		2922
			12,171.10	11,599.77		11,599.77	571.33	571.33		2923
			5,886.90	5,886.90		5,886.90				2924
			152,278.72	120,406.36		120,406.36	31,872.36	31,872.36		2925
83,236.00			479,845.38	449,415.28		449,415.28	30,430.10	30,430.10		2926
(31,236.00)			29,055.13	21,379.96		21,379.96	7,675.17	7,675.17		2927
17,127.00			204,133.67	16,756.54		16,756.54	187,377.13	187,377.13		2928
46,320.00			153,289.96	8,695.18		8,695.18	144,594.78	144,594.78		2929

ABSTRACT OF GENERAL REVENUE APPROPRIATIONS

Line No.	Dept. and Div. No.	Acct. No.	NAME OF APPROPRIATION	APPROPRIATIONS			
				Certifications from Prior Year	Less Reversions of Jan. 1, 1980	General Appropriation Act	Other
720-729			GENERAL SERVICES, DEPARTMENT OF (Continued)				
	725		Division of Building Construction and Property Management—Fixed Capital Outlay: (Continued)				
			Department of General Services— (Continued)				
2930	6432		Demolition and Redevelopment	\$ 106,969.96	\$	\$	\$
2931	6434		Air Conditioning Renovation—Carlton Building	670.50
			Department of Corrections—				
			New Institutions—				
2932	6439		Land Acquisition and Planning of Two 150 Bed Institutions in Polk, Hillsborough or Pinellas Counties	75,000.00
			Apalachee Correctional Institution—				
2933	6451		Perimeter Security	58,501.84
			Department of Health and Rehabilitative Services—				
			Division of Youth Services—				
2934	6461		Fire Safety Deficiencies—Correction, Various Locations	9,581.55
			Division of Mental Health—				
2935	6469		Correction of Hospital Deficiencies for Licensing	27,838.97
			South Florida State Hospital—				
2936	6470		Forensic Ward Renovations	79,998.38
2937	6472		Major Repairs and Renovations	20,223.86
			Florida State Hospital—				
2938	6473		Major Repairs and Renovations	29,416.98
			South Florida State Hospital—				
2939	6477		Patient Cottages Air Conditioning	8,057.57
			Florida State Hospital—				
2940	6481		Closed Circuit TV	7,092.52
2941	6482		Security Fence	8,440.17
			Division of Retardation—				
2942	6484		Correction of Hospital Deficiencies for Licensing	23,113.02
2943	6485		Medicaid Certification of Retardation Facilities	48,068.00
2944	6501		Warehouse—Miami	5,476.78
			Legislative Department—				
			Joint Legislative Management Committee—				
2945	6515		Photo Composition Defice	200,000.00
			Department of Natural Resources—				
			Division of Marine Resources—				
2946	6517		Marine Resources Laboratory Planning—Pinellas County	3,824.25
			Department of State and Secretary of State—				
			Division of Archives, History and Records Management—				
2947	6524		Repairs of McDougall House—Tallahassee	2,614.11
			Department of Transportation—				
			Division of Road Operations—				
2948	6526		Loan for Advances Interstate Construction	17,812,697.00
			Department of Health and Rehabilitative Services—				
			Division of Youth Services—				
2949	6530		Inflationary Costs—County Youth Detention Projects	78,735.15
			Department of General Services—				
2950	7502		Repairs and Renovations—Brock and Elliot Buildings	10,727.61
2951	7504		Elevator Renovation—Phase II, Carlton Building	4,455.83
2952	7505		Waterproofing and Repair—Carlton Building	10,887.38
			Department of Health and Rehabilitative Services—				
			Division of Administrative Services—				
2953	7506		Elimination of Life Safety Fire Hazards Statewide	54,680.00
			Department of Corrections—				
			Union Correctional Institution—				
2954	7508		Kitchen and Dining Facilities	539,730.60
2955	7509		Expand Hillsborough Youthful First Offender Institution	51,292.20
			New Institution—				
2956	7510		One 50-Bed Addition	7,830.29
			Avon Park Correctional Institution—				
2957	7611		Facility for 300 Bed Unit	478,348.84
			Institution—				
2958	7512		Two 300 Bed Units—Planning	272,405.80
			Apalachee, Cross City, Florida, and Union Correctional Institutions—				
2959	7513		Miscellaneous Renovations and Improvements	9,945.19
			Glades Correctional Institution—				
2960	7515		Previously Funded Projects—Supplemental	30,870.00
			Department of Health and Rehabilitative Services—				
			Division of Youth Services—Community Based Programs—				
2961	7517		Renovations and Repairs of Group Treatment Facilities	750.29
			Leon County Detention Facility—				
2962	7519		Additional Facilities and Renovations	12,588.42
			Pinellas County Youth Detention Center—				
2963	7524		Major Renovation	14,056.49

ABSTRACT OF GENERAL REVENUE APPROPRIATIONS

Adjustments	Less Appropriations in Reserve	Plus Refunds and Restorations	Total Available	DISBURSEMENTS			Total Available Unexpended	Unexpended Appropriations June 30, 1980	Line No.
				Regular	Transfers	Total			
			\$ 1,802.17				\$ 1,802.17		2930
			670.50				670.50		2931
	75,000.00							75,000.00	2932
	40.00		58,461.84	43,578.96		43,578.96	14,882.88	14,922.88	2933
(4,000.00)			5,581.55	3,469.25		3,469.25	2,112.30	2,112.30	2934
(7,386.00)			20,452.97	20,452.97		20,452.97			2935
			79,998.38	79,998.38		79,998.38			2936
			20,223.86	20,223.86		20,223.86			2937
(16,533.00)			12,883.98	12,000.00		12,000.00	883.98	883.98	2938
(8,057.57)									2939
(7,092.52)									2940
(8,440.17)									2941
(13,838.72)			9,274.30	9,274.30		9,274.30			2942
(48,068.00)									2943
			5,476.78				5,476.78	5,476.78	2944
	200,000.00							200,000.00	2945
	3,548.10		276.15	150.27		150.27	125.88	3,673.98	2946
	617.61		1,996.00				1,996.00	2,614.11	2947
	17,812,697.00							17,812,697.00	2948
			78,735.15	20,319.72		20,319.72	58,415.43	58,415.43	2949
	9,025.00		1,702.61				1,702.61	10,727.61	2950
	2,206.00		2,249.63				2,249.63	4,455.63	2951
	7,288.00		3,599.38				3,599.38	10,887.38	2952
	1.00		54,679.90	54,679.90		54,679.90		1.00	2953
	536,607.48		3,123.12	2,230.58		2,230.58	892.54	537,500.02	2954
			51,292.20	47,483.18		47,483.18	3,809.02	3,809.02	2955
			7,830.29	7,825.40		7,825.40	4.89	4.89	2956
	160.00		478,188.84	228,243.94		228,243.94	249,944.90	250,104.90	2957
			272,405.80	271,042.00		271,042.00	1,363.80	1,363.80	2958
	4,201.00		5,744.19	5,716.78		5,716.78	27.41	4,228.41	2959
	30,870.00							30,870.00	2960
(750.29)									2961
(1,698.03)			10,890.39	9,337.39		9,337.39	1,553.00	1,553.00	2962
(14,056.49)									2963

ABSTRACT OF GENERAL REVENUE APPROPRIATIONS

Line No.	Dept. and Div. No.	Acct. No.	NAME OF APPROPRIATION	APPROPRIATIONS			
				Certifications from Prior Year	Less Reversions of Jan. 1, 1980	General Appropriation Act	Other
720-729			GENERAL SERVICES, DEPARTMENT OF (Continued)				
	725		Division of Building Construction and Property Management—Fixed Capital Outlay: (Continued)				
			Department of Health and Rehabilitative Services— (Continued)				
			Division of Mental Health—				
			Florida State Hospital—				
2964	7525		Improvements to Utility Systems	\$ 28,161.93	\$	\$	\$
			Florida State Hospital, G. Pierce Wood Memorial Hospital, Northeast Florida State Hospital and South Florida State Hospital—				
2965	7526		Major Repairs and Renovations	38,394.09
			Department of State and Secretary of State—				
			Division of Cultural Affairs—				
			Ringling Museum of Art—				
2966	7536		Renovation to Accommodate the Physically Handicapped	164.63
			Department of Agriculture and Consumer Services—				
			Division of Forestry—				
2967	7602		Planning Relocation of District Facilities, Lake City	75.06
			Department of Health and Rehabilitative Services—				
2968	7607		Correction of Fire Safety Deficiencies, State Mental Hospitals	8,000.00
2969	7609		Renovation and Repair, Training Schools	66,039.16
2970	7610		Port St. Joe Park—Phase IV	1,410.52
2971	7611		Renovation and Conversion of W.T. Edwards Hospital to District Office Facility	732,325.75
2972	7612		Security Fence—Florida School for Boys—Okeechobee	91,944.60
2973	7613		Correction of Fire and Health Deficiencies, Youth Detention Facilities Statewide	14,662.52
2974	7615		Correction of Life Safety Deficiencies, Orlando Sunland	809.00
2975	7616		Renovation and Replacement of Equipment—Laundry, Florida State Hospital	712.05
2976	7617		Cottage Improvements for ICF, Retarded Centers	114,757.14
2977	7621		Replacement of Roofs, Florida School for Boys	14,292.33
2978	7623		Renovation of Patient Facilities, Florida State Hospital	19,631.83
2979	7624		Improvements to Electrical Distribution System, Florida State Hospital	28,479.56
2980	7626		Major Repairs and Renovations, Northeast Florida State Hospital	22,400.10
2981	7627		Major Repairs and Renovations, South Florida State Hospital	77,360.54
	7628		Major Repairs and Renovations of Community-Based Youth Treatment Facilities, Statewide	3,365.39
2982	7629		Renovation of Cottage Air Conditioning, Gainesville Sunland	6,219.61
2984	7630		Renovation of Cottage Heating, Gainesville Sunland	33,143.77
2985	7631		Renovation of Heating and Air Conditioning, Ft. Myers Sunland	6,772.84
2986	7632		Hospital Renovation, Santa Rosa County	29,382.33
			Department of Corrections—				
2987	7639		New Institution for 900 Inmates—Polk County	2,236,350.50
2988	7640		Institution for 900 Inmates—Baker County	78,312.12
2989	7642		Major Repairs and Renovations—DeSoto County	5,257.53
2990	7645		Addition to Sewage System, Avon Park	16,851.09
2991	7646		Additions to Utility System—Sumter County	454.05
2992	7647		Major Repairs and Improvements—Florida State Prison	51,222.35
2993	7648		Replacement of Boiler—Florida State Prison	15,008.39
2994	7649		Addition to Confinement Facilities—Women's Unit	88,278.76
2995	7650		Renovation to Electrical Distribution Systems—Reception and Medical Center	30.00
			Department of Agriculture and Consumer Services—				
			Division of Forestry—				
2996	7702		Relocation of District Facilities	106,830.15
	7703		Planning and Engineering for Forestry Building and Administrative Facilities, Laboratory Complex	2,031.50
2997			Department of Commerce—				
			Division of Tourism—				
2998	7704		I-75 Welcome Station, Jennings	302,963.25
			Department of Community Affairs—				
			Division of Disaster Preparedness—				
2999	7705		West Florida Emergency Operating Center, DeFuniak Springs	1,050.71
			Game and Fresh Water Fish Commission—				
3000	7707		Addition to Regional Office, West Palm Beach	15,620.77
3001	7708		Addition to Regional Office, Panama City	194,649.56
			Department of General Services—				
			Division of Building Construction and Property Management—				
3002	7710		Furnishings for Public Areas, New Capitol	11,401.71
3003	7711		Correction of Fire Safety Deficiencies, Eight State Office Buildings	886.13
3004	7712		Provisions for Handicapped, Knott Building	8,600.00
3005	7713		Major Repairs and Renovations, Bloxham, Bloxham Annex A and McCarty Buildings	66,461.45
3006	7714		Purchase of State Office Buildings in Leon County	1,565,135.02
			Department of Health and Rehabilitative Services—				
3007	7717		Purchase of State Center, Titusville	33,859.00
3008	7718		Purchase of Group Treatment Facility, Duval	51,805.00
3009	7719		Purchase of Group Treatment Facility, Seminole	80,950.00
3010	7720		Renovation and Air Conditioning Building 29, Florida State Hospital	197,097.66

ABSTRACT OF GENERAL REVENUE APPROPRIATIONS

Adjustments	Less Appropriations in Reserve	Plus Refunds and Restorations	Total Available	DISBURSEMENTS			Total Available Unexpended	Unexpended Appropriations June 30, 1980	Line No.
				Regular	Transfers	Total			
\$	\$	\$	\$ 28,161.93	\$ 1,122.45	\$	\$ 1,122.45	\$ 27,039.48	\$ 27,039.48	2964
(35,666.67)			2,727.42				2,727.42	2,727.42	2965
			164.63				164.63	164.63	2966
			75.06				75.06	75.06	2967
(8,000.00)									2968
	13,683.00		52,356.16	39,028.61		39,028.61	13,327.55	27,010.55	2969
			1,410.52	1,410.52		1,410.52			2970
			732,325.75	499,838.96		499,838.96	232,486.79	232,486.79	2971
(29,289.00)			62,655.60	21,467.89		21,467.89	41,187.71	41,187.71	2972
(14,662.52)									2973
			809.00	809.00		809.00			2974
			712.05	71.32		71.32	640.73	640.73	2975
	6,200.00		108,557.14	84,418.83		84,418.83	24,138.31	30,338.31	2976
(14,292.33)									2977
(19,631.83)									2978
(28,479.56)									2979
			22,400.10	5,600.55		5,600.55	16,799.55	16,799.55	2980
			77,360.54	71,708.51		71,708.51	5,652.03	5,652.03	2981
(1,781.00)			1,584.39				1,584.39	1,584.39	2982
			6,219.61	3,957.09		3,957.09	2,262.52	2,262.52	2983
			33,143.77	33,143.77		33,143.77			2984
(6,772.84)									2985
56,111.39			85,493.72	50,567.29		50,567.29	34,926.43	34,926.43	2986
	426,465.40		1,809,885.10	1,127,168.15		1,127,168.15	682,716.95	1,109,182.35	2987
			78,312.12				78,312.12	78,312.12	2988
			5,257.53	5,257.53		5,257.53			2989
	5,881.00		10,970.09	9,014.88		9,014.88	1,955.21	7,836.21	2990
			454.05				454.05	454.05	2991
			51,222.35	2,117.36		2,117.36	49,104.99	49,104.99	2992
	2,169.79		12,838.60	6,283.79		6,283.79	6,554.81	8,724.60	2993
			88,278.76	49,516.28		49,516.28	38,762.48	38,762.48	2994
			30.00	30.00		30.00			2995
			106,830.15	30,491.15		30,491.15	76,339.00	76,339.00	2996
			2,031.50				2,031.50	2,031.50	2997
			302,963.25	251,504.32		251,504.32	51,458.93	51,458.93	2998
			1,050.71	1,050.71		1,050.71			2999
	3,917.00		11,703.77	11,251.86		11,251.86	451.91	4,368.91	3000
			194,649.56	190,011.50		190,011.50	4,638.06	4,638.06	3001
	11,268.00		133.71				133.71	11,401.71	3002
			886.13				886.13	886.13	3003
	8,600.00							8,600.00	3004
			66,461.45	63,130.00		63,130.00	3,331.45	3,331.45	3005
			1,565,135.02	1,481,053.24		1,481,053.24	84,081.78	84,081.78	3006
			33,859.00	2,027.00		2,027.00	31,832.00	31,832.00	3007
			51,805.00	49,721.48		49,721.48	2,083.52	2,083.52	3008
	17,450.00		63,500.00	24,450.71		24,450.71	39,049.29	56,499.29	3009
(7,078.00)			190,019.66	184,562.91		184,562.91	5,456.75	5,456.75	3010

ABSTRACT OF GENERAL REVENUE APPROPRIATIONS

Line No.	Dept. and Div. No.	Acct. No.	NAME OF APPROPRIATION	APPROPRIATIONS			
				Certifications from Prior Year	Less Reversions of Jan. 1, 1980	General Appropriation Act	Other
720-729			GENERAL SERVICES, DEPARTMENT OF (Continued)				
	725		Division of Building Construction and Property Management—Fixed Capital Outlay: (Continued)				
			Department of Health and Rehabilitative Services— (Continued)				
3011	7721		Major Repairs of Utility Systems, North Florida State Hospital	\$ 12,362.58	\$	\$	\$
3012	7722		Major Repairs and Improvements, G. Pierce Wood Memorial Hospital	107,296.51			
3013	7723		Renovations for Licensure Certification, Florida State Hospital	36,925.16			
3014	7724		Sunland Recreation Park—Phase V, Port St. Joe	92,121.27			
3015	7725		Renovation of Offices in State Office Building, Winter Park	994.03			
3016	7726		Planning the Renovation of the Main Building, Tallahassee Sunland	7,738.00			
3017	7727		Major Repairs and Renovations, W. T. Edwards Complex	131,099.71			
3018	7729		Renovation of Electrical System, Group Treatment Facility, Orange	3,056.38			
3019	7731		Renovation of ICR Cottages for 428 Clients, Sunland Centers	679,323.76			
3020	7733		Planning—Medical Service Center, Marianna	4,119.00			
3021	7734		Planning—Recreation Facility, Marianna Sunland	1,133.00			
	7735		Completion of Air Conditioning, South Florida State Hospital, North Florida State Hospital, Florida State Hospital	2,616,047.40			
3022							
3023	7737		Repairs and Improvements to the Electrical Distribution System, Florida State Hospital	74,992.27			
3024	7740		Correction of Fire Safety Deficiencies, Arthur G. Dozier School for Boys, Marianna	12,799.59			
3025	7741		Renovation of Sheltered Workshop, Orlando Sunland	20,556.27			
3026	7742		Sheltered Workshop, Ft. Myers Sunland	149,747.38			
3027	7743		Renovation of Regional Lab for Licensure, A.G. Holley State Hospital	23,993.92			
3028	7745		Relocation and Renovation of Public Health Laboratory, Tallahassee	1,509.37			
			Department of Highway Safety and Motor Vehicles—				
3029	7751		Patrol Station and Driver License Office, Cross City	142,746.07			
3030	7752		Patrol Station and Driver License Office, Crestview	102,299.03			
			Judicial Branch—				
			Supreme Court—				
3031	7755		Renovation and Improvement of Air Conditioning System, Supreme Court Building	99,322.95			
3032	7760		Renovation of Sub-Basement, Supreme Court Building	623.27			
			Fourth District Court of Appeal—				
3033	7764		Miscellaneous Repairs	720.00			
			Department of Military Affairs—				
3034	7765		National Guard Armory, Miami	879,361.76			
3035	7766		Planning for National Guard Armory, West Palm Beach	8,697.50			
			Department of Natural Resources—				
			Division of Marine Resources—				
3036	7769		Office Building and Laboratory, Franklin County	136,550.61			
			Division of Law Enforcement—				
3037	7770		Marine Maintenance Shop, Tallahassee	31,738.24			
			Department of State and Secretary of State—				
			Division of Corporations—				
3038	7771		Power and Telephone Distribution on the Upper Floor, New Capitol Building	34,746.13			
			Division of Cultural Affairs—				
3039	7772		Renovation to Accommodate the Physically Handicapped, Ringling Museum of Art	6,358.69			
			Department of General Services—				
3040	7773		Restoration and Preservation of Old Capitol	5,755,179.12			
			Department of Administration—				
3041	7801		Lump Sum for Conversion to Solar Water Heating	119,184.60			
			Department of Agriculture and Consumer Services—				
			Division of Forestry—				
	7802		Five Caretaker Residences, Withlacoochee State Forest (3) and Blackwater River State Forest (2)	92,501.89			
3042							
3043	7804		Two Equipment Sheds, Withlacoochee State Forest	30,261.34			
3044	7805		Equipment Shed, Blackwater River State Forest	15,563.00			
3045	7807		Blackwater River State Forest Wells and Water Systems	344.97			
3046	7808		Perimeter Fence for Headquarters, Bradenton	303.76			
3047	7809		Boundary Fence, Talquin Forest	9,175.27			
			Game and Fresh Water Fish Commission—				
3048	7810		Six Radio Antenna Support Structures	146,962.00			
3049	7811		Regional Office Annex, Ocala	107,555.00			
3050	7812		Renovation of Regional Office, Lakeland	13,515.00			
3051	7813		Office Building, Oklawaha	114,202.00			
3052	7814		Improvements to Bryant Building	24,372.22			
			Department of General Services—				
			Division of Building Construction and Property Management—				
3053	7815		Facilities to Accommodate the Handicapped	89,531.54			
3054	7816		Improvements to Carlton Building	15,009.51			
3055	7817		Acquisition of Land, Capitol Center and Environs of Governor's Mansion	286,506.94			
3056	7818		Improvements to Graham Building, Miami	126,928.70			
3057	7819		Comprehensive and Long Range Plan for the Capitol Center—Phase II	172,334.78			
3058	7820		Solar Energy Utilization (ERDA) Pilot Project, Johns Building	46,439.12			
3059	7821		Demolition, Whitfield, Miles Johnson and Center Buildings	44,720.96			
3060	7822		Tallahassee—Donald L. Tucker Civic Center	5,910,000.00			

ABSTRACT OF GENERAL REVENUE APPROPRIATIONS

Adjustments	Less Appropriations in Reserve	Plus Refunds and Restorations	Total Available	DISBURSEMENTS			Total Available Unexpended	Unexpended Appropriations June 30, 1980	Line No.
				Regular	Transfers	Total			
\$ (3,982.00)	\$	\$	\$ 8,380.58	\$ 7,758.91	\$	\$ 7,758.91	\$ 621.67	\$ 621.67	3011
	21,345.00		85,951.51	60,611.03		60,611.03	25,340.48	46,885.48	3012
			36,925.16	31,576.02		31,576.02	5,349.14	5,349.14	3013
			92,121.27	85,297.00		85,297.00	6,824.27	6,824.27	3014
			994.03	900.00		900.00	94.03	94.03	3015
	3,218.00		4,520.00	3,850.00		3,850.00	670.00	3,888.00	3016
			131,099.71	118,223.47		118,223.47	12,876.24	12,876.24	3017
			3,056.38	18.18		18.18	3,038.20	3,028.20	3018
			679,323.76	599,488.95		599,488.95	79,834.81	79,834.81	3019
			4,119.00	4,119.00		4,119.00			3020
	1,033.00		100.00	100.00		100.00		1,033.00	3021
			2,616,047.40	2,260,403.96		2,260,403.96	355,643.44	355,643.44	3022
			74,992.27	34,806.54		34,806.54	40,185.73	40,185.73	3023
(11,267.00)			1,532.59			1,532.59	1,532.59	1,532.59	3024
			20,556.27	18,547.82		18,547.82	2,008.45	2,008.45	3025
			149,747.38	149,747.38		149,747.38			3026
			23,993.92	13,185.92		13,185.92	10,808.00	10,808.00	3027
			1,509.37	1,509.37		1,509.37			3028
			142,746.07	142,746.07		142,746.07	105.13	105.13	3029
			102,299.03	101,831.74		101,831.74	467.29	467.29	3030
			99,322.95	65,992.48		65,992.48	33,330.47	33,330.47	3031
	598.00		25.27				25.27	623.27	3032
			720.00				720.00	720.00	3033
	208,744.00		670,617.76	483,774.26		483,774.26	186,843.50	395,587.50	3034
	4,903.00		3,794.50	2,069.23		2,069.23	1,725.27	6,628.27	3035
			136,550.61	130,027.00		130,027.00	6,523.61	6,523.61	3036
			31,738.24	31,198.46		31,198.46	539.78	539.78	3037
	22,523.00		12,223.13	12,223.13		12,223.13		22,523.00	3038
			6,358.69	6,240.23		6,240.23	118.46	118.46	3039
	103,411.00		651,768.12	790,440.89		780,440.89	4,871,327.23	4,974,738.23	3040
(119,184.00)	.60							.60	3041
			92,501.89	92,437.30		92,437.30	64.59	64.59	3042
			30,261.34	30,239.59		30,239.59	21.75	21.75	3043
			15,563.00	15,560.00		15,560.00	3.00	3.00	3044
			344.97	344.97		344.97			3045
			303.76	290.86		290.86	12.90	12.90	3046
			9,175.27	3,532.51		3,532.51	5,642.76	5,642.76	3047
			146,962.00	115,514.08		115,514.08	31,447.92	31,447.92	3048
			107,555.00	24,626.20		24,626.20	82,928.80	82,928.80	3049
	487.00		13,028.00	12,473.41		12,473.41	554.59	1,041.59	3050
	2,679.00		111,523.00	5,762.09		5,726.09	105,796.91	108,475.91	3051
	4,474.00		19,898.22	13,990.19		13,990.19	5,908.03	10,382.03	3052
			89,531.54	40,410.36		40,410.36	49,121.18	49,121.18	3053
	14,316.00		693.51	210.00		210.00	483.51	14,799.51	3054
	161,383.00		125,123.94	97,483.20		97,483.20	27,640.74	189,023.74	3055
	17,342.00		109,586.70	57,508.97		57,508.97	52,077.73	69,419.73	3056
	47,875.00		124,459.78	47,804.99		47,804.99	76,654.79	124,529.79	3057
	35,123.00		11,316.12	10,716.50		10,716.50	599.62	35,722.62	3058
	6,103.00		38,617.96	33,862.50		33,862.50	4,755.46	10,858.46	3059
	2,173,322.00		3,736,678.00				3,736,678.00	5,910,000.00	3060

ABSTRACT OF GENERAL REVENUE APPROPRIATIONS

Line No.	Dept. and Div. No.	Acct. No.	NAME OF APPROPRIATION	APPROPRIATIONS			
				Certifications from Prior Year	Less Reversions of Jan. 1, 1980	General Appropriation Act	Other
720-729			GENERAL SERVICES, DEPARTMENT OF (Continued)				
725			Division of Building Construction and Property Management—Fixed Capital Outlay: (Continued)				
			Department of General Services— (Continued)				
			Division of Building Construction and Property Management— (Continued)				
3061	7823		Energy Conservation, State Office Buildings	\$ 21,840.94	\$	\$	\$
3062	7824		Senate Crosswalk to New Capitol	88,618.99
			Department of Health and Rehabilitative Services—				
3063	7825		Fixed Equipment—Health Laboratory, Tallahassee	38,528.23
3064	7826		Correction of Licensure and Certification Deficiencies State Mental Hospitals	38,528.23
3065	7827		Renovation to Provide an Extended Care Facility—Florida State Hospital	403,815.00
3066	7828		Renovation of Facilities for the Retarded Defendant/Offender	186,460.50
3067	7829		Conversion of Air Conditioning and Heating Systems, Gainesville Sunland	440,343.50
3068	7830		Human Services Center, Belle Glade	925,759.00
3069	7831		Regional Juvenile Detention Centers	1,253,091.00
3070	7832		Regional Detention Center—Volusia	1,098,532.50
3071	7833		Regional Detention Center—Seminole Expansion	336,321.50
3072	7834		Regional Detention Center—Pinellas	174,795.00
3073	7835		Major Repairs and Improvements, State Mental Hospitals	522,475.12
3074	7836		Roof Replacement, Miami Sunland	292,111.00
3075	7837		Repairs and Improvements, Group Treatment Centers	386,221.03
3076	7838		Expand Cafeteria, Ft. Myers Sunland	79,489.50
3077	7839		Repairs and Improvements, Detention Centers	20,094.00
3078	7840		Repairs and Improvements of Retardation Centers, Jacksonville and St. Petersburg	103,932.66
3079	7841		Correction of Fire Safety Deficiencies, Okeechobee	74,908.00
3080	7842		Repairs and Renovations of Pearl Street Complex, Jacksonville	389,536.50
3081	7843		Renovation of Sewer System, Gainesville Sunland	119,274.90
3082	7844		Renovation of Sewer System, Okeechobee	174,786.65
3083	7845		Acquisition of Duval House, Jacksonville	52,604.66
3084	7846		Safety Fence, South Florida State Hospital	48,038.00
3085	7847		Repairs and Renovations, Gainesville Sunland	39,336.00
3086	7848		Replacement of Air Conditioning—Dental and Pharmacy, G.P. Woods Hospital	47,604.00
3087	7849		Repair and Renovation of Gymnasium, Dozier School	29,156.00
3088	7850		Improvements for Collocation, Quincy-Marianna—Jacksonville	548,050.28
3089	7851		Study of Electrical Energy Systems, Florida State Hospital	11,558.00
3090	7852		Repairs to Water Plant, South Florida State Hospital	16,742.50
3091	7853		Planning—Public Health Laboratories, West Palm Beach and Central Florida	45,948.51
3092	7854		Safety Fence, Gainesville Sunland	18,408.59
3093	7855		Renovation of Annex Building, Tallahassee Sunland	68,359.00
3094	7857		Water Treatment System, Okeechobee	375,156.55
3095	7858		Replacement of Roof—Laundry Building, W.T. Edwards	18,222.50
3096	7859		Replacement of Windows, A.G. Holley State Hospital	275,866.50
3097	7860		Gymnasium, Marianna Sunland	401,082.05
3098	7861		Santa Rosa Geriatric Treatment Facility	15,815.96
3099	7862		Recreation Park for the Handicapped—St. Joseph Peninsula Phase VI	608,188.25
3100	7863		Additional Facilities, Kirkman Building, Tallahassee	23,901.05
3101	7864		Driver License Mobile Offices	65,414.00
3102	7865		Patrol, Driver Licenses and Motor Vehicle Offices, Bradenton	440,654.10
3103	7866		Patrol and Drivers License Office, Brooksville	281,527.00
3104	7867		Florida Highway Patrol Station—Escambia	294,450.00
			Judicial Branch—				
			Supreme Court—				
3105	7868		Replacement of Air Handling Units, Supreme Court Building	59,477.00
			District Courts of Appeal—				
			First District Court of Appeal—				
3106	7869		First District Court Building, Tallahassee	1,988,354.59
			Fourth District Court of Appeal—				
3107	7871		Completion of New Wing	33,357.12
			Department of Military Affairs—				
3108	7872		National Guard Armory, West Palm Beach	50
3109	7873		Planning National Guard Armory, Camp Blanding	12,399.85
			Department of Natural Resources—				
			Division of Law Enforcement—				
3110	7875		Storage Building and Security Compound, District Ten	21,473.00
3111	7876		Marine Patrol Boat Dock, District Six	19,995.50
3112	7877		Marine Patrol Station, District Eight, Duval County	181,838.06
3113	7878		Marine Maintenance Shop, Southeast Florida	414,666.82
3114	7879		Site Development and Fire Deficiencies, Marine Maintenance Shop, Tallahassee	75,259.00
			Department of Corrections—				
3115	7880		Correction of Fire Safety Deficiencies, Community Facilities	10,993.00
3116	7881		Supplemental—Previously Funded Projects	1,361,270.00
			Zephyrhills Correctional Institution—				
3117	7882		Land Acquisition and Improvements	175,256.81

ABSTRACT OF GENERAL REVENUE APPROPRIATIONS

Adjustments	Less Appropriations in Reserve	Plus Refunds and Restorations	Total Available	DISBURSEMENTS			Total Available Unexpended	Unexpended Appropriations June 30, 1980	Line No.
				Regular	Transfers	Total			
\$	\$ 18,457.00	\$	\$ 3,383.94	\$ 2,810.77	\$	\$ 2,810.77	\$ 473.17	\$ 19,030.17	3061
	87,099.00		1,519.99	132.99		132.99	1,387.00	88,486.00	3062
			38,528.23	37,901.36		37,901.36	626.87	626.87	3063
			2,314,729.00	571,513.69		571,513.69	1,743,215.31	1,743,215.31	3064
			403,815.00	375,865.78		375,865.78	27,949.22	27,949.22	3065
	90,288.00		96,172.50	30,050.91		30,050.91	66,121.59	156,409.59	3066
			440,343.50	425,124.12		425,124.12	15,219.38	15,219.38	3067
	12,000.00		913,759.00	37,597.56		37,597.56	876,161.44	888,161.44	3068
(7,822.00)			1,245,269.00	967,165.38		967,165.38	278,103.62	278,103.62	3069
172,491.26			1,271,023.76	65,310.00		65,310.00	1,205,713.76	1,205,713.76	3070
169,109.40	15,600.00		489,830.90	59,225.00		59,225.00	430,605.90	446,205.90	3071
			174,795.00	167,643.69		167,643.69	7,151.31	7,151.31	3072
	41,123.00		481,352.12	184,138.30		184,138.30	297,213.82	338,336.82	3073
	16,533.00		275,578.00	254,279.52		254,279.52	21,298.48	37,831.48	3074
28,160.00	11,253.00		403,128.03	158,606.69		158,606.69	244,521.34	255,774.34	3075
	8,208.00		71,281.50	4,664.80		4,664.80	66,160.70	74,824.70	3076
	1,035.00		19,059.00	2,196.14		2,196.14	16,862.86	17,897.86	3077
	4,456.00		99,476.66	87,460.52		87,460.52	12,016.14	16,472.14	3078
			74,908.00	71,708.56		71,708.56	3,199.44	3,199.44	3079
	24,234.75		365,301.75	34,209.95		34,209.95	331,091.80	355,326.55	3080
	5,481.00		113,793.90	96,460.03		96,460.03	17,333.87	22,814.87	3081
(25,903.00)			148,883.65	140,801.03		140,801.03	8,082.62	8,082.62	3082
(15,848.00)			52,604.66	36,921.21		36,921.21	15,683.45	15,683.45	3083
(14,208.00)			32,190.00	26,616.00		26,616.00	5,574.00	5,574.00	3084
			25,128.00	25,110.90		25,110.90	17.10	17.10	3085
			47,804.00	3,723.01		3,723.01	43,880.99	43,880.99	3086
(1,156.00)			28,000.00				28,000.00	28,000.00	3087
	15,495.00		32,555.28	107,321.26		107,321.26	425,234.02	440,729.02	3088
			11,558.00	10,235.00		10,235.00	1,323.00	1,323.00	3089
			16,742.50	10,524.00		10,524.00	6,218.50	6,218.50	3090
			45,948.51	45,948.51		45,948.51			3091
(16,183.00)			2,225.59	1,987.59		1,987.59	238.00	238.00	3092
			68,359.00	61,334.61		61,334.61	7,024.39	7,024.39	3093
(37,000.00)	22,930.00		35,226.55	40,342.11		40,342.11	274,884.44	297,814.44	3094
	5,022.00		13,200.50	10,546.50		10,546.50	2,654.00	7,676.00	3095
			275,866.50	193,545.59		193,545.59	82,320.91	82,320.91	3096
			401,082.05	163,802.85		163,802.85	237,279.20	237,279.20	3097
			15,815.96	15,815.96		15,815.96			3098
	254,733.00		35,455.25	66,919.15		66,919.15	286,536.10	541,269.10	3099
(23,901.00)			.05				.05	.05	3100
			65,414.00	60,612.50		60,612.50	4,801.50	4,801.50	3101
	17,935.00	91,273.00	331,446.10	179,005.58		179,005.58	152,440.52	243,713.52	3102
	50,445.00	30,277.00	301,895.00	10,435.98		10,435.98	291,259.02	321,536.02	3103
(8,609.00)			285,841.00	233,961.96		233,961.96	51,879.04	51,879.04	3104
			59,477.00	59,374.76		59,374.76	102.24	102.24	3105
	50		1,988,354.09	772,231.80		772,231.80	1,216,122.29	1,216,122.79	3106
			33,357.12	13,430.77		13,430.77	19,926.35	19,926.35	3107
			.50				.50	.50	3108
			12,399.85	12,399.85		12,399.85			3109
			21,473.00	13.67		13.67	21,459.33	21,459.33	3110
			19,995.50	8,694.45		8,694.45	11,301.05	11,301.05	3111
			181,838.06	57,929.87		57,929.87	123,908.19	123,908.19	3112
			414,666.82	88,305.56		88,305.56	326,361.26	326,361.26	3113
			75,259.00	75,259.00		75,259.00			3114
			10,993.00	8,737.25		8,737.25	2,255.75	2,255.75	3115
	35,624.00		1,325,646.00	447,618.94		447,618.94	878,027.06	913,651.06	3116
8,308.60	.60		183,564.81	128,081.48		128,081.48	55,483.33	55,483.93	3117

ABSTRACT OF GENERAL REVENUE APPROPRIATIONS

Line No.	Dept. and Div. No.	Acct. No.	NAME OF APPROPRIATION	APPROPRIATIONS			
				Certifications from Prior Year	Less Reversions of Jan. 1, 1980	General Appropriation Act	Other
720-729			GENERAL SERVICES, DEPARTMENT OF (Continued)				
725			Division of Building Construction and Property Management—Fixed Capital Outlay: (Continued)				
			Department of Corrections— (Continued)				
			Glades Correctional Institution—				
3118	7883		Addition to Confinement Facilities	\$ 135,925.00	\$	\$	\$
3119	7884		Additions and Renovation, Security	223,970.00			
			Union Correctional Institution—				
3120	7885		Renovation of Housing Facilities	59,888.00			
3121	7886		Miscellaneous Repairs and Renovations	299,714.75			
			Hendry Correctional Institution—				
3122	7887		Mobile Home Park	180,945.00			
			Reception and Medical Center—				
3123	7888		Miscellaneous Repairs and Improvements	58,393.50			
			Apalachee Correctional Institution—				
3124	7889		Major Repairs and Renovations	68,064.02			
			Avon Park Correctional Institution—				
3125	7890		Miscellaneous Repairs and Renovations	60,471.00			
			Florida State Prison—				
3126	7891		Renovation of Controls on Heating and Ventilation Systems	108,563.20			
			Apalachee Correctional Institution—				
3127	7892		Renovation of Electrical Distribution System	214,276.60			
			Lake Correctional Institution—				
3128	7893		Acquisition of Land	38,845.50			
			River Junction Correctional Institution—				
3129	7894		Miscellaneous Repairs and Renovations	59,046.02			
			Road Prisons—				
3130	7895		Miscellaneous Repairs and Renovations	561,314.44			
			Community Correctional Centers—				
3131	7896		Miscellaneous Repairs and Renovations	103,811.86			
			Florida State Prison and Union Correctional Institution—				
3132	7897		Improvement to Sewage Plant	667,814.63			
			Lake Correctional Institution—				
3133	7898		Water Supply and Storage System	145,480.00			
			Florida Correctional Institution—				
3134	7899		Replacement of Roof and Floor Covering	132,957.31			
			Department of Agriculture and Consumer Services and Commissioner of Agriculture				
			Office of the Commissioner and Division of Administration—				
3135	7901		Florida State Fair			4,800,000.00	
			Division of Inspection—				
3136	7902		Replacement of Inspection Station, Ellaville, Suwannee County			18,100.00	
			Division of Animal Husbandry—				
3137	7904		Renovation for Virus Laboratory, Kissimmee			50,000.00	
3138	7905		Addition to Diagnostic Laboratory, Cottondale			11,155.00	
3139	7906		Addition to Diagnostic Laboratory, Miami Springs			2,838.00	
			Division of Plant Industry—				
3140	7907		Addition to Doyle Conner Building, Gainesville Complex			62,000.00	
3141	7908		Heating System, Florida Citrus Arboretum, Winter Haven			10,133.00	
3142	7909		Improvements to Entomology Museum, Doyle Conner Building, Gainesville			30,000.00	
3143	7910		Repairs to Ceiling, Doyle Conner Building, Gainesville			4,000.00	
			Division of Forestry—				
3144	7912		Forestry Building and Administrative Facilities, Lab Complex			3,226,300.00	
3145	7913		Vehicle Maintenance Shop and Warehouse, Okeechobee			74,712.00	
3146	7914		Vehicle Maintenance Shop, Bradenton			76,490.00	
3147	7915		Vehicle Maintenance Shop and Office, Stuart Work Center			30,800.00	
3148	7916		Recreational Facilities, Hog Island, with Laccochee State Forest			37,825.00	
3149	7917		Equipment Shed and Dumping Station, Pine Log State Park			6,705.00	
3150	7918		District Office, Orlando			155,500.00	
3151	7919		Recreational Facilities, Colonel Robins Nature Trail			9,000.00	
3152	7920		Well and Pump, DeLeon Work Center			6,200.00	
3153	7925		Fences, Bunnell and Blackwater River State Forest			11,690.00	
			Department of Corrections—				
3154	7926		Correction of Fire Safety Deficiencies, Statewide			150,000.00	
			Improvements to Sewage System, Florida State Prison				
3155	7927		and Union Correctional Institution			1,045,300.00	
3156	7928		Confinement Facility, Apalachee Correctional Institution (West Union)			353,000.00	
3157	7932		Hendry Correctional Institution—Phase III			1,352,500.00	
3158	7933		Repairs and Improvement, Community Correctional Centers			732,300.00	
3159	7934		Repairs and Improvements, Road Prisons and Vocational Centers			732,300.00	
3160	7935		Renovation of Utility Plants, Sumter Correctional Institution			342,700.00	
3161	7936		Repairs and Improvements, Florida State Prison			222,600.00	
3162	7937		Improvements to Kitchen, Glades Correctional Institution			300,000.00	
3163	7938		Repairs and Improvements, Reception and Medical Center			486,200.00	
3164	7939		Box Factory, Marion Correctional Institution			259,500.00	

ABSTRACT OF GENERAL REVENUE APPROPRIATIONS

Adjustments	Less Appropriations in Reserve	Plus Refunds and Restorations	Total Available	DISBURSEMENTS			Total Available Unexpended	Unexpended Appropriations June 30, 1980	Line No.
				Regular	Transfers	Total			
			\$ 135,925.00	\$ 8,708.50		\$ 8,708.50	\$ 127,216.50	\$ 127,216.50	3118
			223,970.00	14,272.00		14,272.00	209,698.00	209,698.00	3119
			59,888.00				59,888.00	59,888.00	3120
	149,489.00		150,225.75	38,060.58		38,060.58	112,165.17	261,654.17	3121
			180,945.00	14,500.00		14,500.00	166,445.00	166,445.00	3122
	3,467.00		54,926.50	51,535.40		51,535.40	3,391.10	6,858.10	3123
			68,064.02	41,164.26		41,164.26	26,899.76	26,899.76	3124
			60,471.00	4,306.50		4,306.50	56,164.50	56,164.50	3125
			108,563.20	104,363.22		104,363.22	4,199.98	4,199.98	3126
	8,951.00		205,325.60	187,801.61		187,801.61	17,523.99	26,474.99	3127
			38,845.50	38,554.00		38,554.00	291.50	291.50	3128
			59,046.02	24,211.24		24,211.24	34,834.78	34,838.78	3129
			561,314.44	116,620.66		116,620.66	444,693.78	444,693.78	3130
			103,811.86	47,548.47		47,548.47	56,263.39	56,263.39	3131
			667,814.63	145,633.71		145,633.71	522,180.92	522,180.92	3132
	87,013.00		58,467.00	35,514.09		35,514.09	22,952.91	109,965.91	3133
	48,586.00		84,371.31	67,767.85		67,767.85	16,603.46	65,189.46	3134
			4,800,000.00	4,800,000.00		4,800,000.00			3135
	17,828.00		272.00	271.50		271.50	.50	17,828.50	3136
	44,278.00		5,722.00	2,465.00		2,465.00	3,257.00	47,535.00	3137
			11,155.00	10,882.02		10,882.02	272.98	272.98	3138
			2,838.00	42.57		42.57	2,795.43	2,795.43	3139
	16,995.00		45,005.00	27,489.06		27,489.06	17,515.94	34,510.94	3140
			10,133.00	3,096.54		3,096.54	7,036.46	7,036.46	3141
	27,730.00		2,270.00	450.00		450.00	1,820.00	29,550.00	3142
			4,000.00	60.00		60.00	3,940.00	3,940.00	3143
	864,416.00		2,361,884.00	99,748.09		99,748.09	2,262,135.91	3,128,551.91	3144
			74,712.00	50,584.10		50,584.10	24,127.90	24,127.90	3145
			76,490.00	1,170.23		1,170.23	75,319.77	75,319.77	3146
			30,800.00	19,266.15		19,266.15	11,533.85	11,533.85	3147
			37,625.00	614.38		614.38	37,010.62	37,010.62	3148
			6,705.00	6,688.84		6,688.84	16.16	16.16	3149
			155,500.00	8,203.09		8,203.09	147,296.91	147,296.91	3150
			9,000.00	394.65		394.65	8,605.35	8,605.35	3151
			6,200.00	947.24		947.24	5,252.76	5,252.76	3152
			11,690.00	11,427.12		11,427.12	262.88	262.88	3153
	147,750.00		2,250.00	2,250.00		2,250.00		147,750.00	3154
	926,241.00		119,059.00	15,679.50		15,679.50	103,379.50	1,029,620.50	3155
	323,605.00		29,395.00	8,943.00		8,943.00	20,452.00	344,057.00	3156
	1,332,112.00		20,388.00	20,287.50		20,287.50	100.50	1,332,212.50	3157
	161,653.00		3,947.00	3,822.00		3,822.00	125.00	161,778.00	3158
	718,215.00		14,085.00	11,083.10		11,083.10	3,001.90	721,216.90	3159
	329,833.00		12,867.00	5,140.50		5,140.50	7,726.50	337,559.50	3160
	204,267.00		18,333.00	3,409.00		3,409.00	14,924.00	219,191.00	3161
	1,989.00		14,011.00	263.00		263.00	13,748.00	15,737.00	3162
	245,959.00		54,041.00	10,271.02		10,271.02	43,769.98	289,728.98	3163
	126,440.00		359,760.00	8,653.50		8,653.50	351,106.50	477,546.50	3164

ABSTRACT OF GENERAL REVENUE APPROPRIATIONS

Line No.	Dept. and Div. No.	Acct. No.	NAME OF APPROPRIATION	APPROPRIATIONS			
				Certifications from Prior Year	Less Reversions of Jan. 1, 1980	General Appropriation Act	Other
720-729			GENERAL SERVICES, DEPARTMENT OF (Continued)				
	725		Division of Building Construction and Property Management—Fixed Capital Outlay: (Continued)				
			Department of Corrections— (Continued)				
3165	7940		Confinement Building, Dade Correctional Institution	\$	\$	\$ 67,000.00	\$
3166	7941		Repairs and Improvements, River Junction Correctional Institution			67,000.00	
	7942		Conversion to Wood Fired Boilers, Union Correctional Institution and Florida State Prison			60,000.00	
3167							
3168	7943		Repairs and Improvements, Sumter Correctional Institution			114,100.00	
3169	7944		Repairs and Improvements, Hillsborough Correctional Institution			26,000.00	
3170	7945		Renovation of Electrical Systems, Union Correctional Institution			296,000.00	
3171	7946		Electrical Distribution, Florida Correctional Institution			70,800.00	
3172	7947		Vegetable Processing and Storage Facilities, Marion Correctional Institution			15,000.00	
3173	7948		Repairs and Improvements, Brevard Correctional Institution			195,000.00	
3174	7949		Water Access for Fire Hydrants—Dade Correctional Institution			25,000.00	
3175	7950		Addition to the Bachelor Office Quarters, Glades Correctional Institution			348,000.00	
3176	7951		Reroofing of Building 19, Marion Correctional Institution			75,000.00	
3177	7952		Conversion of Lancaster Training School			902,400.00	
3178	7953		Ft. Myers Community Correctional Center			700,000.00	
3179	7955		Dade County CI and SFETC Land Preparation			3,400,000.00	
			Department of Education—				
3180	7956		Purchase of Land from City of Miami			8,000,000.00	
			Game and Fresh Water Fish Commission—				
3181	7957		Exotic Fish Research Laboratory, Boca Raton			175,000.00	
3182	7958		Six Radio Antenna Support Structures			80,000.00	
3183	7959		Renovation of Air Conditioning Equipment, Bryant Building			12,200.00	
3184	7960		Parking Facilities, Panama City Regional Office			74,398.00	
3185	7961		Analysis of Requirements for Restoration of Wildlife Management Areas			25,000.00	
3186	7962		Exterior Painting, Bryant Building			35,300.00	
3187	7963		Renovation of Field Office, Orlando			33,400.00	
3188	7964		Expansion of Fisheries Research Lab Offices, Eustis			29,200.00	
3189	7965		Equipment Storage Building, Defuniak Springs			35,800.00	
3190	7966		Target Range, Broward County			306,000.00	
			Department of General Services—				
			Division of Building Construction and Property Management				
3191	7968		Covering of Asbestos Ceiling, Carlton Building			44,000.00	
3192	7969		Repairs and Improvements, State Office Building			744,500.00	
3193	7970		Correction of Fire Safety Deficiencies, Capitol Center Buildings			144,000.00	
3194	7971		Provisions for Handicapped Accessibility, State Office Buildings			80,000.00	
3195	7972		Fire Protection of Electronic Data Processing Center, Carlton Building			105,000.00	
3196	7973		Fire Protection of Electronic Data Processing Sub-Center, Larson Building			16,000.00	
3197	7974		Uninterruptible Power System, Capitol Data Sub-Center			150,000.00	
3198	7975		Supplemental—Solar Energy Cooling Pilot Project, Johns Building			35,000.00	
	7976		Renovation of Fifth and Sixth Floors, and Refurbishing of Public Spaces, Larson Building			50,000.00	
3199	7977		Furnishings—Public Lobbies and Conference Rooms/Seven Regional Office Buildings			200,000.00	
3200	7978		Renovation of Carlton Building			124,000.00	
3201	7978					124,000.00	
3202	7980		Surplus Property Warehouse, Tallahassee			124,000.00	
3203	7981		Additional Access for Capitol Center Parking			20,000.00	
3204	7982		Development and parking, Sites of Miles Johnson Center and Whitfield Buildings			150,000.00	
3205	7983		Land Acquisition, Capitol Center and Environs of the Governor's Mansion			250,000.00	
3206	7985		Relocation of Capitol Center Motor Pool			87,000.00	
3207	7986		Additional Facilities—Planning Commonwealth Site, Leon County			1,000.00	
3208	7987		Parking Facility/Demick Building			1,000,000.00	
			Department of Health and Rehabilitative Services—				
			Office of the Assistant Secretary for Administrative Services—				
3209	7988		Renovations for Handicapped Accessibility			200,000.00	
			Office of the Assistant Secretary for Operations—				
3210	7969		Repairs and Improvements, State Laboratories			673,400.00	
3211	7990		New Laboratory, Lantana			1,982,400.00	
			District Administration—				
3212	7991		Repairs and Improvements to Office Buildings, Panama City and Jacksonville			110,000.00	
3213	7992		Renovation of Client Services Center, St. Petersburg			485,227.00	
3214	7993		Improvements to W. T. Edwards Facilities, Tampa			120,000.00	
3215	7994		Supplemental Office Building, Quincy			98,000.00	
			Division of Mental Health Services—				
3216	7995		Secure Isolation Unit, NFETC			198,900.00	
3217	7997		Completion of Air Conditioning, FSH and SFSH			385,000.00	
3218	7998		Correction of Licensure and Certification Deficiencies, NFETC			180,000.00	
			Total Division of Building Construction and Property Management—				
3219			Fixed Capital Outlay	\$ 72,880,712.49	\$	\$ 68,599,855.00	\$

ABSTRACT OF GENERAL REVENUE APPROPRIATIONS

Adjustments	Less Appropriations in Reserve	Plus Refunds and Restorations	Total Available	DISBURSEMENTS			Total Available Unexpended	Unexpended Appropriations June 30, 1980	Line No.
				Regular	Transfers	Total			
\$	\$ 237,307.00	\$	\$ 22,193.00	\$ 6,147.50	\$	\$ 6,147.50	\$ 16,045.50	\$ 253,352.50	3165
	44,745.00		22,255.00	5,941.00		5,941.00	16,314.00	61,059.00	3166
	4,164.00		55,836.00	54,344.00		54,344.00	1,492.00	5,656.00	3167
	101,088.00		13,012.00	4,478.50		4,478.50	8,533.50	109,621.50	3168
	5,386.00		20,614.00	2,443.00		2,443.00	18,171.00	23,557.00	3169
	43,451.00		252,549.00	35,640.00		35,640.00	216,909.00	260,360.00	3170
	24,925.00		45,875.00	6,000.00		6,000.00	39,875.00	64,800.00	3171
			15,000.00	265.00		265.00	14,735.00	14,735.00	3172
	160,675.00		34,325.00	19,398.50		19,398.50	14,926.50	175,601.50	3173
	24,525.00		475.00	398.00		398.00	77.00	24,602.00	3174
	324,039.00		23,961.00	14,012.50		14,012.50	9,948.50	333,987.50	3175
	64,007.00		10,993.00	4,152.00		4,152.00	6,841.00	70,848.00	3176
	686,800.00		215,600.00	97,308.64		97,308.64	118,291.36	805,091.36	3177
	663,727.00		36,273.00	18,065.00		18,065.00	18,208.00	681,208.00	3178
	3,338,700.00		61,300.00	60,300.00		60,300.00	1,000.00	3,339,700.00	3179
			8,000,000.00	8,000,000.00		8,000,000.00			3180
	159,011.00		15,989.00	6,355.00		6,355.00	9,634.00	168,645.00	3181
			80,000.00	1,212.78		1,212.78	78,787.22	78,787.22	3182
	717.00		11,483.00	1,894.00		1,894.00	9,589.00	10,306.00	3183
	12,144.00		62,254.00	50,880.31		50,880.31	11,373.69	23,517.69	3184
	24,525.00		475.00	375.00		375.00	100.00	24,625.00	3185
	18,677.00		16,623.00	542.28		542.28	16,080.72	34,757.72	3186
	29,357.00		4,043.00	1,646.00		1,646.00	2,397.00	31,754.00	3187
	26,492.00		2,708.00	2,356.00		2,356.00	352.00	26,844.00	3188
	32,563.00		3,237.00	756.00		756.00	2,481.00	35,044.00	3189
	301,310.00		4,690.00	4,614.00		4,614.00	76.00	301,386.00	3190
	16,352.00		27,648.00	2,992.42		2,992.42	24,655.58	41,007.58	3191
	589,929.00		154,571.00	25,883.71		25,883.71	128,687.29	718,616.29	3192
	100,854.00		43,146.00	8,768.21		8,768.21	34,377.79	135,231.79	3193
	2,542.00		77,458.00	14,856.00		14,856.00	62,602.00	65,144.00	3194
	93,421.00		11,579.00	8,271.31		8,271.31	3,307.69	96,728.69	3195
	13,810.00		2,190.00	1,401.66		1,401.66	788.34	14,598.34	3196
	147,650.00		2,350.00	2,250.00		2,250.00	100.00	147,750.00	3197
	34,769.00		631.00	531.00		531.00	100.00	34,869.00	3198
	49,150.00		850.00	750.00		750.00	100.00	49,250.00	3199
	145,972.00		54,028.00	3,059.81		3,059.81	50,968.19	196,940.19	3200
	1,308,740.00		131,260.00	36,615.00		36,615.00	94,645.00	1,403,385.00	3201
	122,040.00		1,960.00	1,867.00		1,867.00	93.00	122,133.00	3202
	2,827.00		17,173.00	9,816.56		9,816.56	7,356.44	10,183.44	3203
	115,650.00		34,350.00	2,250.00		2,250.00	32,100.00	147,750.00	3204
	248,125.00		1,875.00	1,875.00		1,875.00		248,125.00	3205
	85,595.00		1,405.00	1,314.00		1,314.00	91.00	85,686.00	3206
	985.00		15.00	15.00		15.00		985.00	3207
	985,450.00		14,550.00	13,734.54		13,734.54	815.44	986,265.46	3208
	196,900.00		3,100.00	3,000.00		3,000.00	100.00	197,000.00	3209
	613,642.00		59,758.00	10,178.00		10,178.00	49,580.00	663,222.00	3210
	1,882,252.00		120,148.00	81,015.79		81,015.79	39,132.21	1,901,384.21	3211
	70,157.00		39,843.00	35,866.00		35,866.00	3,977.00	74,134.00	3212
	413,404.00		71,823.00	29,254.73		29,254.73	42,568.27	455,972.27	3213
	40,000.00		80,000.00	35,039.00		35,039.00	44,961.00	84,961.00	3214
	64,209.00		33,791.00	5,765.00		5,765.00	28,026.00	92,235.00	3215
	195,816.00		3,084.00	2,989.50		2,989.50	94.50	195,910.50	3216
	35,592.00		349,408.00	89,177.87		89,177.87	260,230.13	295,822.13	3217
	177,200.00		2,800.00	2,706.00		2,706.00	94.00	177,294.00	3218
\$	(14,056.49)	\$	\$ 80,539,736.17	\$ 37,893,303.44	\$	\$ 37,893,303.44	\$ 42,646,432.73	\$ 103,573,207.56	3219

ABSTRACT OF GENERAL REVENUE APPROPRIATIONS

Line No.	Dept. and Div. No.	Acct. No.	NAME OF APPROPRIATION	APPROPRIATIONS			
				Certifications from Prior Year	Less Reversions of Jan. 1, 1980	General Appropriation Act	Other
720-729 GENERAL SERVICES, DEPARTMENT OF (Continued)							
726 Division of Motor Pool:							
3220	0101		Salaries	\$	\$	\$ 393,107.00	\$
3221	0103		Other Personal Services			10,000.00	
3222	0104		Expenses			212,204.00	
3223	0106		Operating Capital Outlay			444,274.00	
3224	0109		Lump Sum—Transfer to Motor Vehicle Trust Fund			140,000.00	
3225	0191		Data Processing Services			9,307.00	
3226	0199		Certifications Forward	11,367.03	18.00		
3227			Total Division of Motor Pool	\$ 11,367.03	\$ 18.00	\$ 1,208,892.00	\$
728 Division of Bond Finance:							
3228	0101		Salaries	\$	\$	\$	\$
3229	0103		Other Personal Services				
3230	0104		Expenses				
3231	0106		Operating Capital Outlay				
3232	0109		Lump Sum—Local Government—Bond Monitoring			240,000.00	
3233			Total Division of Bond Finance	\$	\$	\$ 240,000.00	\$
729 Division of Communication:							
3234	0101		Salaries	\$	\$	\$ 676,668.00	\$
3235	0103		Other Personal Services			3,340.00	
3236	0104		Expenses			133,050.00	
3237	0106		Operating Capital Outlay			17,249.00	
3238	0196		Certifications Forward—Aid to Local Government	280,040.50			
3239	0199		Certifications Forward	171,747.22	729.60		
3240			Total Division of Communications	\$ 451,787.72	\$ 729.60	\$ 830,307.00	\$
3241			TOTAL DEPARTMENT OF GENERAL SERVICES	\$ 73,572,338.10	\$ 2,895.31	\$ 81,111,145.00	\$
730-736 REVENUE, DEPARTMENT OF							
730 Office of the Executive Director and Division of Administration:							
3242	C101		Salaries	\$	\$	\$ 1,534,043.00	\$
3243	0199		Certifications Forward	31,236.11			
3244			Total Office of the Executive Director and Division of Administration	\$ 31,236.11	\$	\$ 1,534,043.00	\$
735 Division of Audits:							
3245	0101		Salaries	\$	\$	\$ 5,235,449.00	\$
3246	0106		Operating Capital Outlay			30,890.00	
3247	0199		Certifications Forward	47,907.49	132.85		
3248			Total Division of Audits	\$ 47,907.49	\$ 132.85	\$ 5,266,339.00	\$
736 Division of Collection and Enforcement:							
3249	0101		Salaries	\$	\$	\$ 4,735,159.00	\$
3250	0104		Expenses			1,095,608.00	
3251	0199		Certifications Forward	2,337.99	132.85		
3252			Total Division of Collection and Enforcement	\$ 2,337.99	\$	\$ 5,830,767.00	\$
3253			TOTAL DEPARTMENT OF REVENUE	\$ 81,481.59	\$ 132.85	\$ 12,631,149.00	\$
740-747 NATURAL RESOURCES, DEPARTMENT OF							
740 Office of Executive Director and Division of Administration:							
3254	0101		Salaries	\$	\$	\$ 1,332,239.00	\$
3255	0103		Other Personal Services			74,994.00	
3256	0104		Expenses			432,457.00	
3257	0106		Operating Capital Outlay			15,654.00	
3258	0130		Aid to Local Governments—Suwannee River Authority			21,250.00	
3259	0140		Special Categories—Recreational Channel Dredging			15,000.00	
3260	0160		Special Categories—Tennessee-Tombigbee Waterway Authority			8,500.00	
3261	0170		Special Categories—Gulf States Marine Fisheries			15,000.00	
3262	0180		Special Categories—Special Litigation			1,290,000.00	
3263	0191		Data Processing Services			102,964.00	
3264	0196		Certifications Forward—Aid to Local Government	17,000.00	10,100.00		
3265	0199		Certifications Forward	98,505.39	14,744.10		
3266			Total Office of Executive Director and Division of Administration	\$ 115,505.39	\$ 24,844.10	\$ 3,308,058.00	\$

ABSTRACT OF GENERAL REVENUE APPROPRIATIONS

Adjustments	Less Appropriations in Reserve	Plus Refunds and Restorations	Total Available	DISBURSEMENTS			Total Available Unexpended	Unexpended Appropriations June 30, 1980	Line No.
				Regular	Transfers	Total			
\$ 35,023.00	\$	\$	\$ 428,130.00	\$ 415,779.46	\$	\$ 415,779.46	\$ 12,350.54	\$ 12,350.54	3220
1,951.00	10,000.00	9,347.30	9,347.30	652.70	652.70	3221
.....	14,155.00	168,247.00	168,247.00	45,908.00	45,908.00	3222
.....	444,274.00	444,211.54	444,211.54	62.46	62.46	3223
.....	140,000.00	140,000.00	140,000.00	3224
209.00	9,516.00	7,813.80	7,813.80	1,702.20	1,702.20	3225
.....	11,349.03	11,349.03	11,349.03	3226
\$ 37,183.00	\$	\$	\$ 1,257,424.03	\$ 1,056,748.13	\$ 140,000.00	\$ 1,196,748.13	\$ 60,675.90	\$ 60,675.90	3227
\$ 99,831.00	\$ 53,106.00	\$	\$ 46,525.00	\$ 22,075.17	\$	\$ 22,075.17	\$ 24,449.83	\$ 77,555.83	3228
2,720.00	2,720.00	990.00	990.00	1,730.00	1,730.00	3229
16,413.00	8,207.00	8,206.00	5,975.67	5,975.67	2,230.33	10,437.33	3230
15,744.00	15,744.00	8,367.98	8,367.98	7,376.02	7,376.02	3231
(131,788.00)	108,212.00	108,212.00	3232
\$ 2,720.00	\$ 169,525.00	\$	\$ 73,195.00	\$ 37,408.82	\$	\$ 37,408.82	\$ 35,786.18	\$ 205,311.18	3233
\$ 75,779.00	\$	\$	\$ 752,447.00	\$ 731,848.10	\$	\$ 731,848.10	\$ 20,598.90	\$ 20,598.90	3234
.....	3,340.00	3,340.00	3,340.00	3235
1,859.00	134,909.00	111,309.26	111,309.26	23,599.74	23,599.74	3236
.....	17,249.00	13,369.48	13,369.48	3,879.52	3,879.52	3237
.....	280,040.50	109,825.00	109,825.00	170,215.50	170,215.50	3238
.....	171,017.62	171,017.62	171,017.62	3239
\$ 77,638.00	\$	\$	\$ 1,359,003.12	\$ 1,137,369.46	\$	\$ 1,137,369.46	\$ 221,633.66	\$ 221,633.66	3240
\$ 493,320.51	\$ 62,088,691.83	\$	\$ 93,085,216.47	\$ 44,632,687.44	\$ 5,131,669.00	\$ 49,764,356.44	\$ 43,320,860.03	\$ 105,409,551.86	3241
\$ 293,909.00	\$	\$	\$ 1,827,952.00	\$ 1,788,328.85	\$	\$ 1,788,328.85	\$ 39,623.15	\$ 39,623.15	3242
.....	31,236.11	31,236.11	31,236.11	3243
\$ 293,909.00	\$	\$	\$ 1,859,188.11	\$ 1,819,564.96	\$	\$ 1,819,564.96	\$ 39,623.15	\$ 39,623.15	3244
\$ (52,027.00)	\$	\$	\$ 5,183,422.00	\$ 5,167,591.49	\$	\$ 5,167,591.49	\$ 15,830.51	\$ 15,830.51	3245
.....	30,890.00	18,530.03	18,530.03	12,359.97	12,359.97	3246
.....	47,774.64	47,774.64	47,774.64	3247
\$ (52,027.00)	\$	\$	\$ 5,262,086.64	\$ 5,233,896.16	\$	\$ 5,233,896.16	\$ 28,190.48	\$ 28,190.48	3248
\$ 323,763.00	\$	\$	\$ 5,058,922.00	\$ 5,033,717.13	\$	\$ 5,033,717.13	\$ 25,204.87	\$ 25,204.87	3249
11,506.00	1,107,114.00	989,886.33	989,886.33	117,227.67	117,227.67	3250
.....	2,337.99	2,337.99	2,337.99	3251
\$ 335,269.00	\$	\$	\$ 6,168,373.99	\$ 6,025,941.45	\$	\$ 6,025,941.45	\$ 9,142,432.54	\$ 142,432.54	3252
\$ 577,151.00	\$	\$	\$ 13,289,648.74	\$ 13,079,402.57	\$	\$ 13,079,402.57	\$ 210,246.17	\$ 210,246.17	3253
\$ 167,644.00	\$ 5,605.00	\$	\$ 1,494,278.00	\$ 1,487,894.66	\$	\$ 1,487,894.66	\$ 6,383.34	\$ 11,988.34	3254
7,384.00	82,378.00	73,310.00	73,310.00	9,067.96	9,067.96	3255
41,772.00	474,229.00	439,247.44	439,247.44	34,981.56	34,981.56	3256
21,906.00	37,560.00	17,375.29	17,375.29	20,184.71	20,184.71	3257
.....	21,250.00	20,400.00	20,400.00	850.00	850.00	3258
.....	15,000.00	15,000.00	15,000.00	3259
.....	8,500.00	8,500.00	8,500.00	3260
.....	15,000.00	15,000.00	15,000.00	3261
.....	1,290,000.00	1,003,075.23	1,003,075.23	286,924.77	286,924.77	3262
.....	102,964.00	87,680.44	87,680.44	15,303.56	15,303.56	3263
.....	6,900.00	6,900.00	6,900.00	3264
.....	83,761.29	83,761.29	83,761.29	3265
\$ 238,706.00	\$ 5,605.00	\$	\$ 3,631,820.29	\$ 3,243,124.39	\$	\$ 3,243,124.39	\$ 388,695.90	\$ 394,300.90	3266

ABSTRACT OF GENERAL REVENUE APPROPRIATIONS

Line No.	Dept. and Div. No.	Acct. No.	NAME OF APPROPRIATION	APPROPRIATIONS			
				Certifications from Prior Year	Less Reversions of Jan. 1, 1980	General Appropriation Act	Other
740-747 NATURAL RESOURCES, DEPARTMENT OF (Continued)							
741 Division of State Lands: (Continued)							
3267	0101		Salaries	\$	\$	\$	\$ ¹
3268	0103		Other Personal Services				
3269	0104		Expenses				
3270	0106		Operating Capital Outlay				
3271	0109		Lump Sum				100,000.00
3272	0180		Topo Mapping				
3273	0190		National Ocean Survey				
3274	0191		Data Processing Services				
3275			Total Division of State Lands	\$	\$	\$	\$ 100,000.00
742 Division of Marine Resources:							
3276	0101		Salaries	\$	\$	\$ 2,106,253.00	\$
3277	0103		Other Personal Services			789,863.00	
3278	0104		Expenses			820,820.00	
3279	0106		Operating Capital Outlay			177,423.00	
3280	0110		Aid to Local Governments—Beach Restoration and Erosion Control			5,950,301.00	
3281	0130		Aid to Local Government—Artificial Fish Reef Construction Program				
3282	0191		Data Processing Services			8,862.00	
3283	0199		Certifications Forward	518,480.91	37,857.36		
3284			Total Division of Marine Resources	\$ 518,480.91	\$ 37,857.36	\$ 9,853,522.00	\$
745 Division of Recreation and Parks:							
3285	0101		Salaries	\$	\$	\$	\$
3286	0108		FCO—India Key—Monroe County	115,930.00			
3287	0128		FCO—Big Lagoon—Perdido Key Development			1,000,000.00	
3288	0151		Payment to Debt Service			17,629,891.00	
3289			Total Division of Recreation and Parks	\$ 115,930.00	\$	\$ 18,629,891.00	\$
746 Division of Law Enforcement:							
3290	0101		Salaries	\$	\$	\$ 4,098,259.00	\$
3291	0103		Other Personal Services			87,308.00	
3292	0104		Expenses			530,471.00	
3293	0106		Operating Capital Outlay			41,167.00	
3294	0110		Special Categories—Operation and Maintenance of Patrol Vehicles			789,797.00	
3295	0120		Special Categories—Acquisition and Replacement of Patrol Vehicles			728,804.00	
3296	0193		Salary Incentive Payment				
3297	0199		Certifications Forward	627,388.94	5,840.11		
3298			Total Division of Law Enforcement	\$ 627,388.94	\$ 5,840.11	\$ 6,275,806.00	\$
747 Division of Resource Management:							
3299	0101		Salaries	\$	\$	\$ 1,572,062.00	\$
3300	0103		Other Personal Services			718,706.00	
3301	0104		Expenses			595,461.00	
3302	0106		Operating Capital Outlay			61,117.00	
3303	0180		Special Categories—Topographic Mapping			150,000.00	
3304	0190		Special Categories—National Ocean Survey			172,750.00	
3305	0191		Data Processing Services			62,264.00	
3306	0199		Certifications Forward	599,973.67	20,183.65		
3307			Total Division of Resource Management	\$ 599,973.67	\$ 20,183.65	\$ 3,332,360.00	\$
3308			TOTAL DEPARTMENT OF NATURAL RESOURCES	\$ 1,977,278.91	\$ 88,725.22	\$ 41,399,637.00	\$ 100,000.00
760-763 HIGHWAY SAFETY AND MOTOR VEHICLES, DEPARTMENT OF							
760 Office of Executive Director and Division of Administrative Services:							
3309	0101		Salaries	\$	\$	\$ 2,909,912.00	\$
3310	0103		Other Personal Services			8,540.00	
3311	0104		Expenses			575,121.00	
3312	0106		Operating Capital Outlay			68,096.00	
3313	0110		Special Categories—Transfer to Highway Patrol Insurance Trust Fund			20,000.00	
3314	0191		Data Processing Services			243,807.00	
3315	0199		Certifications Forward	56,446.47	7,574.40		
3316			Total Office of Executive Director and Division of Administrative Services	\$ 56,446.47	\$ 7,574.40	\$ 3,825,476.00	\$
761 Division of the Florida Highway Patrol:							
3317	0101		Salaries	\$	\$	\$ 24,392,778.00	\$

¹Authorized by Chapter 79-255, Laws of Florida.

ABSTRACT OF GENERAL REVENUE APPROPRIATIONS

Adjustments	Less Appropriations in Reserve	Plus Refunds and Restorations	Total Available	DISBURSEMENTS			Total Available Unexpended	Unexpended Appropriations June 30, 1980	Line No.
				Regular	Transfers	Total			
\$ 883,071.00	\$	\$	\$ 883,071.00	\$ 747,828.78	\$	\$ 747,828.78	\$ 135,242.22	\$ 135,242.22	3267
674,859.00	674,859.00	332,553.65	332,553.65	342,305.35	342,305.35	3268
370,506.00	370,506.00	251,205.23	251,205.23	119,300.77	119,300.77	3269
58,548.00	58,548.00	15,238.71	15,238.71	43,309.29	43,309.29	3270
(100,000.00)	3271
150,000.00	150,000.00	112,500.00	112,500.00	37,500.00	37,500.00	3272
172,750.00	250.00	172,500.00	172,500.00	172,500.00	250.00	3273
52,135.00	52,135.00	51,482.90	51,482.90	652.10	652.10	3274
\$ 2,261,869.00	\$ 250.00	\$	\$ 2,361,619.00	\$ 1,683,309.27	\$	\$ 1,683,309.27	\$ 678,309.73	\$ 678,559.73	3275
\$ 82,020.00	\$	\$	\$ 2,188,273.00	\$ 2,116,674.31	\$	\$ 2,116,674.31	\$ 71,598.69	\$ 71,598.69	3276
(90,499.00)	899,364.00	210,780.66	210,780.66	488,573.34	488,573.34	3277
(5,058.00)	815,762.00	706,781.00	706,781.57	108,980.43	108,980.43	3278
(36,627.00)	140,796.00	76,122.78	76,122.78	64,673.22	64,673.22	3279
.....	5,950,301.00	5,950,301.00	5,950,301.00	3280
90,000.00	90,000.00	90,000.00	90,000.00	3281
12,000.00	20,862.00	3,929.48	3,929.48	16,932.52	16,932.52	3282
.....	480,623.55	480,623.55	480,623.55	3283
\$ 51,836.00	\$	\$	\$ 10,385,981.55	\$ 3,594,922.35	\$ 5,950,301.00	\$ 9,545,223.35	\$ 840,758.20	\$ 840,758.20	3284
\$ 50,554.00	\$	\$	\$ 50,554.00	\$ 50,554.00	\$	\$ 50,554.00	\$	\$	3285
.....	10,700.00	105,230.00	58,896.00	58,896.00	46,334.00	57,034.00	3286
.....	777,450.00	222,550.00	222,550.00	1,000,000.00	3287
.....	2,414,955.00	15,214,936.00	15,214,935.58	15,214,935.58	42	2,214,955.42	3288
\$ 50,554.00	\$ 3,203,105.00	\$	\$ 15,593,270.00	\$ 15,324,385.58	\$	\$ 15,324,385.58	\$ 268,884.42	\$ 3,471,989.42	3289
\$ 144,194.00	\$	\$	\$ 4,242,453.00	\$ 4,216,343.13	\$	\$ 4,216,343.13	\$ 26,109.87	\$ 26,109.87	3290
.....	87,308.00	36,576.32	36,576.32	50,731.68	50,731.68	3291
6,072.00	536,543.00	534,362.94	534,362.94	2,180.06	2,180.06	3292
40,000.00	81,167.00	25,381.84	25,381.84	55,785.16	55,785.16	3293
36,440.00	826,237.00	808,543.26	808,543.26	17,693.74	17,693.74	3294
(76,440.00)	652,364.00	274,671.36	274,671.36	377,692.64	377,692.64	3295
120,600.00	120,600.00	108,978.89	108,978.89	11,621.11	11,621.11	3296
.....	621,548.83	621,548.83	621,548.83	3297
\$ 270,866.00	\$	\$	\$ 7,168,220.83	\$ 6,626,406.57	\$	\$ 6,626,406.57	\$ 541,814.26	\$ 541,814.26	3298
\$ (666,243.00)	\$	\$	\$ 905,819.00	\$ 880,601.84	\$	\$ 880,601.84	\$ 25,217.16	\$ 25,217.16	3299
(669,859.00)	48,847.00	43,358.42	43,358.42	5,488.58	5,488.58	3300
(368,962.00)	226,499.00	196,233.31	196,233.31	30,265.69	30,265.69	3301
(25,513.00)	35,604.00	7,544.41	7,544.41	28,059.59	28,059.59	3302
(150,000.00)	3303
(172,750.00)	3304
(50,635.00)	11,629.00	8,791.89	8,791.89	2,837.11	2,837.11	3305
.....	579,790.02	579,790.02	579,790.02	3306
\$ (2,103,962.00)	\$	\$	\$ 1,808,188.02	\$ 1,716,319.89	\$	\$ 1,716,319.89	\$ 91,868.13	\$ 91,868.13	3307
\$ 769,869.00	\$ 3,208,960.00	\$	\$ 40,949,099.69	\$ 32,188,468.05	\$ 5,950,301.00	\$ 38,138,769.05	\$ 2,810,330.64	\$ 6,019,290.64	3308
\$ 128,541.00	\$	\$	\$ 3,038,453.00	\$ 3,005,249.20	\$	\$ 3,005,249.20	\$ 33,203.80	\$ 33,203.80	3309
.....	8,540.00	7,331.19	7,331.19	1,208.81	1,201.81	3310
5,174.00	580,295.00	505,652.16	505,652.16	74,642.84	74,642.84	3311
.....	68,096.00	39,215.54	39,215.54	28,880.46	28,880.46	3312
.....	20,000.00	20,000.00	20,000.00	3313
5,558.00	249,365.00	249,365.00	249,365.00	3314
.....	48,872.07	48,872.07	48,872.07	3315
\$ 139,273.00	\$	\$	\$ 4,013,621.07	\$ 3,855,685.16	\$	\$ 3,855,685.16	\$ 157,935.91	\$ 157,935.91	3316
\$ 353,648.00	\$	\$	\$ 24,746,426.00	\$ 24,503,798.71	\$	\$ 24,503,798.71	\$ 242,627.29	\$ 242,627.29	3317

ABSTRACT OF GENERAL REVENUE APPROPRIATIONS

Line No.	Dept. and Div. No.	Acct. No.	NAME OF APPROPRIATION	APPROPRIATIONS			
				Certifications from Prior Year	Less Reversions of Jan. 1, 1980	General Appropriation Act	Other
760-763 HIGHWAY SAFETY AND MOTOR VEHICLES, DEPARTMENT OF (Continued)							
761 Division of the Florida Highway Patrol: (Continued)							
3318	0103		Other Personal Services	\$	\$	\$ 45,593.00	\$
3319	0104		Expenses	2,922,044.00	58,654.00
3320	0106		Operating Capital Outlay	408,045.00
3321	0109		Lump Sum—Motor Vehicle Inspection	721,465.00
3322	0110		Special Category—Operation of Motor Vehicles	3,869,588.00
3323	0120		Special Categories—Acquisition of Motor Vehicles	2,741,201.00
3324	0140		Special Categories—Dade County Riot Assistance	165,000.00
3325	0191		Data Processing Services	449,113.00
3326	0193		Salary Incentive Payment
3327	0199		Certifications Forward	1,364,956.40	40,074.09
3328			Total Division of the Florida Highway Patrol	\$ 1,364,956.40	\$ 40,074.09	\$ 35,549,827.00	\$ 223,654.00
762 Division of Drivers Licenses:							
3329	0101		Salaries	\$	\$	\$ 4,603,510.00	\$
3330	0103		Other Personal Services	116,928.00
3331	0104		Expenses	2,872,660.00	23,794.00
3332	0106		Operating Capital Outlay	316,479.00
3333	0110		Special Categories—Purchase of Drivers Licenses	1,087,357.00
3334	0191		Data Processing Services	2,639,261.00
3335	0199		Certifications Forward	378,554.04	272.52
3336			Total Division of Drivers Licenses	\$ 378,554.04	\$ 272.52	\$ 11,636,195.00	\$ 23,794.00
763 Division of Motor Vehicles:							
3337	0101		Salaries	\$	\$	\$ 4,921,186.00	\$
3338	0103		Other Personal Services	133,251.00
3339	0104		Expenses	1,763,930.00	4,100.00
3340	0106		Operating Capital Outlay	193,233.00
3341	0110		Purchase of License Plates	3,150,573.00
3342	0191		Data Processing Services	4,379,598.00
3343	0199		Certifications Forward	772,758.90	4,399.44
3344			Total Division of Motor Vehicles	\$ 772,758.90	\$ 4,399.44	\$ 14,541,771.00	\$ 4,100.00
3345			TOTAL DEPARTMENT OF HIGHWAY SAFETY AND MOTOR VEHICLES	\$ 2,572,715.81	\$ 52,320.45	\$ 65,553,269.00	\$ 251,548.00
770-774 GAME AND FRESH WATER FISH COMMISSION							
770 Division of Game and Fresh Water Fish Commission:							
3346	0108		FCO—Wildlife Management Areas	\$ 11,350.00	\$	\$	\$
3347	0148		FCO—Complete Classroom—Building Preparation	20,000.00
3348	0158		FCO—Replace/Repair Dam—Blackwater	94,000.00
3349	0168		FCO—Restoration of Dam—Silver Lake	50,000.00
3350			Total Division of Game and Fresh Water Fish Commission	\$ 11,350.00	\$	\$ 164,000.00	\$
771 Office of Executive Director and Division of Administrative Services:							
3351	0101		Salaries	\$	\$	\$ 244,909.00	\$
3352	0103		Other Personal Services	9,362.00
3353	0104		Expenses	142,464.00
3354	0106		Operating Capital Outlay	17,759.00
3355	0109		Lump Sum—Transfer to Endangered and Threatened Species—Reward Trust Fund	10,000.00
3356	0193		Salary Incentives
3357	0199		Certifications Forward	392.68
3358			Total Office of the Executive Director and Division of Administrative Services	\$ 392.68	\$	\$ 414,494.00	\$ 10,000.00
772 Division of Law Enforcement:							
3359	0101		Salaries	\$	\$	\$ 4,368,626.00	\$
3360	0103		Other Personal Services	13,054.00
3361	0104		Expenses	1,713,844.00
3362	0106		Operating Capital Outlay	459,275.00
3363	0191		Data Processing Services	5,598.00
3364	0193		Salary Incentives
3365	0199		Certifications Forward	535,129.05	14,478.09
3366			Total Division of Law Enforcement	\$ 535,129.05	\$ 14,478.09	\$ 6,560,397.00	\$

¹Authorized by Section 24 of Chapter 79-212, Laws of Florida.

²Authorized by Chapter 252, Laws of Florida.

³Authorized by Chapter 79-217, Laws of Florida.

ABSTRACT OF GENERAL REVENUE APPROPRIATIONS

Adjustments	Less Appropriations in Reserve	Plus Refunds and Restorations	Total Available	DISBURSEMENTS			Total Available Unexpended	Unexpended Appropriations June 30, 1980	Line No.
				Regular	Transfers	Total			
\$	\$	\$	\$ 45,593.00	\$ 26,347.03	\$	\$ 26,347.03	\$ 19,245.97	\$ 19,245.97	3318
(204,956.00)			2,775,742.00	2,355,333.77		2,355,333.77	420,408.23	420,408.23	3319
(26,622.00)			381,423.00	99,489.79		99,489.79	281,933.21	281,933.21	3320
(721,465.00)									3321
491,140.00			4,360,728.00	3,424,543.18		3,424,543.18	936,184.82	936,184.82	3322
			2,741,201.00	1,426,166.39		1,426,166.39	1,315,034.61	1,315,034.61	3323
			165,000.00	165,000.00		165,000.00			3324
7,904.00			457,017.00	457,017.00		457,017.00			3325
747,664.00			747,664.00	667,221.40		667,221.40	80,442.60	80,442.60	3326
			1,324,882.31	1,324,882.31		1,324,882.31			3327
\$ 647,313.00	\$	\$	\$ 37,745,676.31	\$ 34,449,799.58	\$	\$ 34,449,799.58	\$ 3,295,876.73	\$ 3,295,876.73	3228
\$ 822,729.00	\$	\$	\$ 5,426,239.00	\$ 5,426,239.00	\$	\$ 5,426,239.00	\$	\$	3329
			116,928.00	104,854.21		104,854.21	12,073.79	12,073.79	3330
71,647.00			2,968,101.00	2,643,397.19		2,643,397.19	324,703.81	324,703.81	3331
			316,479.00	205,203.74		205,203.74	111,275.26	111,275.26	3332
(54,367.00)			1,032,990.00	903,675.15		903,675.15	129,314.85	129,314.85	3333
46,446.00			2,685,707.00	2,685,707.00		2,685,707.00			3334
			378,281.52	378,281.52		378,281.52			3335
\$ 886,455.00	\$	\$	\$ 12,924,725.52	\$ 12,347,357.81	\$	\$ 12,347,357.81	\$ 577,367.71	\$ 577,367.71	3336
\$ 388,938.00	\$	\$	\$ 5,310,124.00	\$ 5,293,278.74	\$	\$ 5,293,278.74	\$ 16,845.26	\$ 16,845.26	3337
			133,251.00	117,051.77		117,051.77	16,199.23	16,199.23	3338
630,386.00			2,398,416.00	2,087,935.73		2,087,935.73	310,480.27	310,480.27	3339
155,100.00			348,333.00	319,243.60		319,243.60	29,089.40	29,089.40	3340
2,500.00			3,153,073.00	3,051,199.99		3,051,199.99	101,873.01	101,873.01	3341
77,073.00			4,456,671.00	4,456,671.00		4,456,671.00			3342
			768,359.46	768,359.46		768,359.46			3343
\$ 1,253,997.00	\$	\$	\$ 16,588,227.46	\$ 16,093,740.29	\$	\$ 16,093,740.29	\$ 474,487.17	\$ 474,487.17	3344
\$ 2,927,038.00	\$	\$	\$ 71,252,250.36	\$ 66,746,582.84	\$	\$ 66,746,582.84	\$ 4,505,667.52	\$ 4,505,667.52	3345
\$	\$	\$	\$ 11,350.00	\$ 10,018.88	\$	\$ 10,018.88	\$ 1,331.12	\$ 1,331.12	3346
			20,000.00				20,000.00	20,000.00	3347
			82,593.00	11,407.00		6,963.95	4,443.05	87,036.05	3348
			50,000.00					50,000.00	3349
\$	\$ 132,593.00	\$	\$ 42,757.00	\$ 16,982.83	\$	\$ 16,982.83	\$ 25,774.17	\$ 158,367.17	3350
\$ 49,509.00	\$ 10.00	\$	\$ 294,408.00	\$ 294,408.00	\$	\$ 294,408.00	\$	\$ 10.00	3351
			9,362.00	9,278.81		9,278.81	83.19	83.19	3352
3,599.00			146,063.00	146,062.93		146,062.93	.07	.07	3353
			17,759.00	17,734.89		17,734.89	24.11	24.11	3354
			10,000.00		10,000.00				3355
5,450.00			5,450.00	4,616.62		4,616.62	833.38	833.38	3356
			392.68	392.68		392.68			3357
\$ 58,558.00	\$ 10.00	\$	\$ 483,434.68	\$ 472,493.93	\$ 10,000.00	\$ 482,493.93	\$ 940.75	\$ 950.75	3358
\$ 137,796.00	\$	\$	\$ 4,506,422.00	\$ 4,506,422.00	\$	\$ 4,506,422.00	\$	\$	3359
			13,054.00	2,753.13		2,753.13	10,300.87	10,300.87	3360
11,006.00			1,724,850.00	1,471,448.14		1,471,448.14	253,401.86	253,401.86	3361
			459,275.00	459,274.89		459,274.89	.11	.11	3362
2,000.00			7,598.00	6,600.94		6,600.94	997.06	997.06	3363
126,790.00			126,790.00	123,518.68		123,518.68	3,271.32	3,271.32	3364
			520,650.96	520,650.96		520,650.96			3365
\$ 277,592.00	\$	\$	\$ 7,358,639.96	\$ 7,090,668.74	\$	\$ 7,090,668.74	\$ 267,971.22	\$ 267,971.22	3366

ABSTRACT OF GENERAL REVENUE APPROPRIATIONS

Line No.	Dept. and Div. No.	Acct. No.	NAME OF APPROPRIATION	APPROPRIATIONS			
				Certifications from Prior Year	Less Reversions of Jan. 1, 1980	General Appropriation Act	Other
770-774 GAME AND FRESH WATER FISH COMMISSION (Continued)							
773 Division of Wildlife:							
3367	0101		Salaries	\$	\$	\$ 94,519.00	\$
3368	0103		Other Personal Services	\$	\$	1,584.00	\$
3369	0104		Expenses			27,788.00	
3370	0106		Operating Capital Outlay			14,700.00	
3371			Total Division of Wildlife	\$	\$	\$ 138,591.00	\$
3372			TOTAL GAME AND FRESH WATER FISH COMMISSION	\$ 546,871.73	\$ 14,478.09	\$ 7,277,482.00	\$ 10,000.00
780 PAROLE AND PROBATION COMMISSION							
3373	0101		Salaries	\$	\$	2,091,081.00	\$
3374	0103		Other Personal Services			24,565.00	22,931.00
3375	0104		Expenses			463,767.00	
3376	0106		Operating Capital Outlay			10,641.00	
3377	0191		Data Processing Services			12,514.00	
3378	0199		Certifications Forward	119,616.37	6,390.30		
3379			TOTAL PAROLE AND PROBATION COMMISSION	\$ 119,616.37	\$ 6,390.30	\$ 2,602,568.00	\$ 22,931.00
800-819 INSURANCE, DEPARTMENT OF AND TREASURER							
800 Office of the Treasurer and Division of Administrative Services:							
3380	0101		Salaries	\$	\$	260,433.00	\$
3381	0104		Expenses			55,643.00	
3382	0106		Operating Capital Outlay			4,122.00	
3383	0199		Certifications Forward	863.25			
3384			Total Office of Treasurer and Division of Administrative Services	\$ 863.25	\$	\$ 320,198.00	\$
819 Division of the Treasury:							
3385	0101		Salaries	\$	\$	504,749.00	\$
3386	0103		Other Personal Services			140,370.00	
3387	0104		Expenses			120,755.00	
3388	0106		Operating Capital Outlay			14,608.00	
3389	0191		Data Processing Services			75,898.00	
3390	0199		Certifications Forward	17,317.46	156.67		
3391			Total Division of the Treasury	\$ 17,317.46	\$ 156.67	\$ 856,380.00	\$
3392			TOTAL DEPARTMENT OF INSURANCE AND TREASURER	\$ 18,180.71	\$ 156.67	\$ 1,176,578.00	\$
580 RELIEF ACTS							
3393	0210		Napoleon Hosea Yant	\$	\$	\$	\$ 158,803.00*
3394	0221		A. C. Cropp				185,000.00*
3395			TOTAL RELIEF ACTS	\$	\$	\$	\$ 343,803.00
880 COMMISSIONERS FOR THE PROMOTION OF UNIFORMITY OF LEGISLATION IN THE UNITED STATES							
3396	0104		Expenses	\$	\$	16,620.00	\$
3397			Total Commissioners for the Promotion of Uniformity of Legislation in the United States	\$	\$	\$ 16,620.00	\$
3398			TOTAL GENERAL REVENUE APPROPRIATIONS	\$ 183,788,503.05	\$ 6,356,188.25	\$3,629,326,859.00	\$ 260,764,807.00

*Authorized by Section 24 of Chapter 79-212, Laws of Florida.
 *Authorized by Chapter 80-437, Laws of Florida.
 *Authorized by Chapter 79-422, Laws of Florida.

ABSTRACT OF GENERAL REVENUE APPROPRIATIONS

Adjustments	Less Appropriations in Reserve	Plus Refunds and Restorations	Total Available	DISBURSEMENTS			Total Available Unexpended	Unexpended Appropriations June 30, 1980	Line No.
				Regular	Transfers	Total			
\$ 54,835.00	\$	\$	\$ 149,354.00	\$ 149,354.00	\$	\$ 149,354.00	\$	\$	3367
			1,584.00	1,576.03		1,575.03	7.97	7.97	3368
4,208.00			31,996.00	31,993.22		31,993.22	2.78	2.78	3369
			14,700.00	14,648.78		14,648.78	51.22	51.22	3370
\$ 59,043.00	\$	\$	\$ 197,634.00	\$ 197,572.03	\$	\$ 197,572.03	61.97	61.97	3371
\$ 395,193.00	\$ 132,603.00	\$	\$ 8,082,465.64	\$ 7,777,717.53	\$ 10,000.00	\$ 7,787,717.53	\$ 294,748.11	\$ 427,351.11	3372
\$ 94,390.00	\$	\$	\$ 2,185,471.00	\$ 2,119,942.42	\$	\$ 2,119,942.42	\$ 65,528.58	\$ 65,528.58	3373
5,542.00			53,038.00	49,081.15		49,081.15	3,956.85	3,956.85	3374
20,108.00			483,875.00	453,246.94		453,246.94	30,628.06	30,628.06	3375
			10,641.00	9,809.57		9,809.57	831.43	831.43	3376
(8,000.00)			4,514.00	2,032.57		2,032.57	2,481.43	2,481.43	3377
			113,226.07	113,226.07		113,226.07			3378
\$ 112,040.00	\$	\$	\$ 2,850,765.07	\$ 2,747,338.72	\$	\$ 2,747,338.72	\$ 103,426.35	\$ 103,426.35	3379
\$ 11,396.00	\$	\$	\$ 271,829.00	\$ 267,646.77	\$	\$ 267,646.77	\$ 4,182.23	\$ 4,182.23	3380
3,403.00			59,046.00	57,247.62		57,247.62	1,798.38	1,798.38	3381
			4,122.00	4,056.58		4,056.58	65.42	65.42	3382
			863.25	863.25		863.25			3383
\$ 14,799.00	\$	\$	\$ 335,860.25	\$ 329,814.22	\$	\$ 329,814.22	\$ 6,046.03	\$ 6,046.03	3384
\$ 34,953.00	\$	\$	\$ 539,702.00	\$ 533,147.07	\$	\$ 533,147.07	\$ 6,554.93	\$ 6,554.93	3385
(69,135.00)			71,235.00	66,538.80		66,538.80	4,696.20	4,696.20	3386
10,993.00			131,748.00	117,600.99		117,600.99	14,147.01	14,147.01	3387
6,442.00			21,050.00	20,703.64		20,703.64	346.36	346.36	3388
50,000.00			125,898.00	64,661.48		64,661.48	61,236.52	61,236.52	3389
			17,160.79	17,160.79		17,160.79			3390
\$ 33,253.00	\$	\$	\$ 906,793.79	\$ 819,812.77	\$	\$ 819,812.77	\$ 86,981.02	\$ 86,981.02	3391
\$ 48,052.00	\$	\$	\$ 1,242,654.04	\$ 1,149,626.99	\$	\$ 1,149,626.99	\$ 93,027.05	\$ 93,027.05	3392
\$	\$ 75,000.00	\$	\$ 83,803.00	\$ 83,802.75	\$	\$ 83,802.75	\$.25	\$ 75,000.25	3393
			185,000.00	185,000.00		185,000.00			3394
\$	\$ 75,000.00	\$	\$ 268,803.00	\$ 268,802.75	\$	\$ 268,802.75	\$.25	\$ 75,000.25	3395
\$	\$	\$	\$ 16,620.00	\$ 15,651.41	\$	\$ 15,651.41	\$ 968.59	\$ 968.59	3396
\$	\$	\$	\$ 16,620.00	\$ 15,651.41	\$	\$ 15,651.41	\$ 968.59	\$ 968.59	3397
\$	\$ 151,566,067.31	\$ 376,333.09	\$3,916,334,246.58	\$3,528,667,192.27	\$ 205,167,264.52	\$3,733,834,456.79	\$ 182,499,789.79	\$ 334,065,857.10	3398

DISBURSEMENTS BY FUND, DIVISION, AND DEPARTMENT

Line No.	Dept. and Div. No.	NAME OF DEPARTMENT AND DIVISION	OPERATING DISBURSEMENTS		
			General Revenue	Trust	Working Capital
1	000	TRANSFER OF FUNDS UNDER SECTION 215.18	\$	\$	\$
110-114 LEGISLATIVE BRANCH					
2	110	Legislature	\$ 23,898,120.81	\$ 71,749.19	\$
3	114	Auditor General	10,184,074.13	904,918.00
4		TOTAL LEGISLATIVE BRANCH	\$ 34,082,194.94	\$ 976,667.19	\$
210-265 JUDICIAL BRANCH					
5	210	Supreme Court	\$ 2,916,283.27	\$ 1,182,267.75	\$
6	211	First District Court of Appeal	1,432,549.40
7	212	Second District Court of Appeal	1,164,285.71
8	213	Third District Court of Appeal	1,346,307.06
9	214	Fourth and Fifth District Courts of Appeal	2,207,399.10
10	215	State Attorney Division	38,467,694.89	1,547,172.67
11	216	Public Defenders Division	20,171,610.54	66,568.73
12	217	Administered Funds	7,355,990.79
13	261	Circuit Courts and Other Related Matters	25,109,878.56
14	262	Judicial Administrative Commission	348,613.35
15	263	County Courts	12,728,990.71
16	264	Judicial Qualifications Commission	97,148.01
17	265	Judicial Council	48,046.19
18		TOTAL JUDICIAL BRANCH	\$ 113,394,797.58	\$ 2,796,009.15	\$
310-313 GOVERNOR, EXECUTIVE OFFICE OF THE					
19	310	General Office	\$ 9,256,228.02	\$ 2,605,421.45	\$
20	311	Operation of the Governor's Mansion	189,507.29
	312	Office of the Prosecution Coordination and the Council for the Prosecution of Organized Crime	124,452.42
22	313	Administered Funds	1,488,151.22
23		TOTAL EXECUTIVE OFFICE OF THE GOVERNOR	\$ 11,058,338.95	\$ 2,605,421.45	\$
24	410	LEGAL AFFAIRS, DEPARTMENT OF AND ATTORNEY GENERAL	\$ 4,479,033.03	\$ 789,455.94	\$
420-435 AGRICULTURE AND CONSUMER SERVICES, DEPARTMENT OF AND COMMISSIONER OF AGRICULTURE					
25	420	Office of Commissioner and Division of Administration	\$ 2,521,769.11	\$ 2,590,727.84	\$
26	421	Division of Inspection	4,339,717.27	2,282,398.17
27	422	Division of Standards	3,264,625.92
28	423	Division of Chemistry	826,326.89	1,814,535.11
29	424	Division of Dairy Industry	1,103,907.59
30	425	Division of Marketing	612,166.35	2,430,821.11
31	426	Division of Fruit and Vegetable Inspection	2,039,126.51
32	427	Division of Animal Industry	5,798,437.57	2,953,300.92
33	428	Division of Plant Industry	4,963,779.71	1,154,554.27
34	429	Citrus Inspection Trust Fund	7,737,073.75
35	431	Division of Marketing (Market Improvements Working Capital Trust Fund)	502,740.10
36	434	Division of Forestry	14,998,321.58	6,790,368.01
37	435	Division of Consumer Services	465,487.12	38,970.62
38		TOTAL DEPARTMENT OF AGRICULTURE AND CONSUMER SERVICES AND COMMISSIONER OF AGRICULTURE	\$ 35,629,913.19	\$ 33,599,242.33	\$
440-444 BANKING AND FINANCE, DEPARTMENT OF AND COMPTROLLER					
39	440	Office of the Comptroller and Division of Administration	\$ 869,068.53	\$ 600,823.30	\$
40	441	Division of Accounting and Auditing	6,295,610.53	2,369,878.99
41	442	Division of Banking	2,889,611.82
42	443	Division of Finance	1,350,231.36
43	444	Division of Securities	1,174,320.20	20,134.64
44		TOTAL DEPARTMENT OF BANKING AND FINANCE AND COMPTROLLER	\$ 8,338,999.66	\$ 7,230,680.11	\$

DISBURSEMENTS BY FUND, DIVISION, AND DEPARTMENT

Federal Revenue Sharing	Total Operating Disbursements	NON-OPERATING DISBURSEMENTS				Total Non-Operating Disbursements	Total Disbursements	Line No.
		Aid to Cities, Counties, and Others	Investments	County and Other Debt Service	Transfers, Refunds, and Other Non-Operating			
\$	\$	\$	\$	\$	\$ 259,271,307.52	\$ 259,271,307.52	\$ 259,271,307.52	1
\$	\$ 23,969,870.00	\$	\$	\$	\$ 12,469.83	\$ 12,469.83	\$ 23,982,339.83	2
\$	11,088,992.13	\$	\$	\$	220,576.11	220,576.11	11,309,568.24	3
\$	\$ 35,058,862.13	\$	\$	\$	\$ 233,045.94	\$ 233,045.94	\$ 35,291,908.07	4
\$	\$ 4,098,551.02	\$	\$	\$	\$ 12,886.23	\$ 12,886.23	\$ 4,111,437.25	5
\$	1,432,549.40	\$	\$	\$	1,432,549.40	6
\$	1,164,285.71	\$	\$	\$	1,164,285.71	7
\$	1,346,307.06	\$	\$	\$	1,346,307.06	8
\$	2,207,399.10	\$	\$	\$	2,207,399.10	9
\$	40,014,867.56	\$	\$	\$	8,031.40	8,031.40	40,022,898.96	10
\$	20,238,179.27	\$	\$	\$	20,238,179.27	11
\$	7,355,990.79	\$	\$	\$	7,355,990.79	12
\$	25,109,878.56	\$	\$	\$	25,109,878.56	13
\$	348,613.35	\$	\$	\$	348,613.35	14
\$	12,728,990.71	\$	\$	\$	12,728,990.71	15
\$	97,148.01	\$	\$	\$	97,148.01	16
\$	48,046.19	\$	\$	\$	48,046.19	17
\$	\$ 116,190,806.73	\$	\$	\$	\$ 20,917.63	\$ 20,917.63	\$ 116,211,724.36	18
\$	\$ 11,861,649.47	\$	\$	\$	\$ 2,447,609.99	\$ 2,447,609.99	\$ 14,309,259.46	19
\$	189,507.29	\$	\$	\$	189,507.29	20
\$	124,452.42	\$	\$	\$	124,452.42	21
\$	1,488,151.22	\$	\$	\$	1,488,151.22	22
\$	\$ 13,663,760.40	\$	\$	\$	\$ 2,447,609.99	\$ 2,447,609.99	\$ 16,111,370.39	23
\$	\$ 5,268,488.97	\$	\$	\$	\$ 847,006.94	\$ 847,006.94	\$ 6,115,495.91	24
\$	\$ 5,112,496.95	\$	\$ 140,000.00	\$	\$ 100,492.58	\$ 240,492.58	\$ 5,352,989.53	25
\$	6,622,115.44	\$	\$	491,295.57	491,295.57	7,113,411.01	26
\$	3,264,625.92	\$	\$	355,515.81	355,515.81	3,620,141.73	27
\$	2,640,862.00	\$	\$	126,955.21	126,955.21	2,767,817.21	28
\$	1,103,907.59	\$	\$	1,103,907.59	29
\$	3,042,987.46	\$	\$	559,267.86	559,267.86	3,602,255.32	30
\$	2,039,126.51	\$	\$	155,547.72	155,547.72	2,194,674.23	31
\$	8,751,738.49	\$	\$	151,441.56	151,441.56	8,903,180.05	32
\$	6,118,333.98	\$	400,000.00	\$	70,112.36	470,112.36	6,588,446.34	33
\$	7,737,073.75	\$	750,000.00	\$	4,099,855.43	4,849,855.43	12,586,929.18	34
\$	502,740.10	\$	\$	502,740.10	35
\$	21,788,689.59	\$	340,499.68	1,710,124.57	2,050,624.25	23,839,313.84	36
\$	504,457.74	\$	3,638.27	3,638.27	508,096.01	37
\$	\$ 69,229,155.52	\$	\$ 1,290,000.00	\$ 340,499.68	\$ 7,824,246.94	\$ 9,454,746.62	\$ 78,683,902.14	38
\$	\$ 1,469,891.83	\$	\$	\$	\$	\$	\$ 1,469,891.83	39
\$	8,665,489.92	1,335,281.98	875,000.00	238,406,300.75	246,616,582.73	249,282,072.65	40
\$	2,889,611.82	2,100,000.00	408,750.40	2,508,750.40	5,398,362.22	41
\$	1,350,231.36	580,000.00	778,687.24	1,358,687.24	2,708,918.60	42
\$	1,194,454.84	120,000.00	37,202.00	157,202.00	1,351,656.84	43
\$	\$ 15,569,679.77	\$ 1,335,281.98	\$ 3,675,000.00	\$	\$ 239,630,940.39	\$ 244,641,222.37	\$ 260,210,902.14	44

DISBURSEMENTS BY FUND, DIVISION, AND DEPARTMENT

Line No.	Dept. and Div. No.	NAME OF DEPARTMENT AND DIVISION	OPERATING DISBURSEMENTS		
			General Revenue	Trust	Working Capital
450-456 STATE, DEPARTMENT OF AND SECRETARY OF STATE					
45	450	Office of Secretary and Division of Administrative Services	\$ 2,543,777.96	\$ 178,472.69	\$
46	451	Division of Elections	529,463.75	333,527.62
47	452	Division of Archives, History and Records Management	1,466,975.44	1,278,873.31
48	453	Division of Corporations	1,870,617.58
49	454	Division of Library Services	837,960.13	427,923.52
50	455	Division of Cultural Affairs	2,521,907.08	1,845,322.13
51	456	Division of Licensing	387,276.30	41,326.35
52		TOTAL DEPARTMENT OF STATE AND SECRETARY OF STATE	\$ 10,157,978.24	\$ 4,105,445.62	\$
471-473 COMMERCE, DEPARTMENT OF					
53	471	Office of the Secretary and Administrative Services	\$ 621,350.37	\$ 3,000.00	\$
54	472	Division of Tourism	5,496,083.27	10,560.65
55	473	Division of Economic Development	3,400,076.00	334,706.18
56		TOTAL DEPARTMENT OF COMMERCE	\$ 9,517,509.64	\$ 348,266.83	\$
481-499 EDUCATION, DEPARTMENT OF AND COMMISSIONER OF EDUCATION					
57	481	Office of the Deputy Commissioner for Educational Management	\$ 27,390,491.71	\$ 18,212,842.70
58	482	Office of the Deputy Commissioner for Administration	3,321,229.86	1,860,399.10
59	483	Office of the Deputy Commissioner for Special Programs	17,485,911.93	3,706,077.20
60	484	Division of Public Schools	5,254,772.83	3,269,551.97
61	485	Division of Vocational Education	2,662,948.43	2,829,943.34
62	486	Division of Community Colleges	1,160,498.80	143,001.69
63	487	Office of Blind Services	3,174,466.21	7,017,524.09
64	488	Division of Projects, Contracts and Grants	3,880,189.15
65	489	Florida School for the Deaf and Blind	7,269,206.24	2,038,779.05
66	490	Division of Universities	15,869,551.22	102,697,479.04
67	491	University of Florida	137,394,197.34	156,215,840.01
68	492	Florida State University	68,839,881.09	43,085,186.58
69	493	Florida Agricultural and Mechanical University	17,934,458.74	9,162,467.93
70	494	Florida Technological University	28,353,075.68	10,527,847.07
71	495	University of South Florida	47,701,779.82	24,140,940.42
72	496	Florida Atlantic University	20,423,810.01	6,041,368.03
73	497	University of West Florida	16,019,778.68	7,102,432.15
74	498	Florida International University	29,567,878.14	7,574,724.76
75	499	University of North Florida	12,006,067.37	2,851,808.30
76		TOTAL DEPARTMENT OF EDUCATION AND COMMISSIONER OF EDUCATION	\$ 461,830,004.10	\$ 412,358,402.58	\$
510-519 ADMINISTRATION, DEPARTMENT OF					
77	510	Office of the Secretary	\$ 74,511.00	\$ 1,145,809.68	\$
78	511	Division of Budget
79	512	Division of State Planning
80	513	Division of State Planning
81	514	Division of Administrative Hearings	642,055.99	78,582.42
82	515	Division of Personnel	388,299.49	42,838,144.86
83	516	Division of Retirement	2,295,018.55	206,669,788.01
84	518	Commission of Human Relations	597,494.37	205,030.17
85	519	Human Resource Management	2,238,154.45
86		TOTAL DEPARTMENT OF ADMINISTRATION	\$ 3,997,379.40	\$ 253,175,509.59	\$
520-528 COMMUNITY AFFAIRS, DEPARTMENT OF					
87	520	Office of the Secretary	\$ 479,635.89	\$ 1,613,540.99	\$
88	521	Division of Community Services	206,053.94	4,194,176.57
89	523	Division of Disaster Preparedness
90	524	Division of Veterans' Affairs	857,637.97	337,249.62
91	525	Division of Technical Assistance
92	527	Division of Public Safety	1,076,917.08	2,174,405.79
93	528	Division of Local Resource Management	1,146,123.22	1,702,825.74
94		TOTAL DEPARTMENT OF COMMUNITY AFFAIRS	\$ 3,766,368.10	\$ 10,022,198.71	\$

DISBURSEMENTS BY FUND, DIVISION, AND DEPARTMENT

Federal Revenue Sharing	Total Operating Disbursements	NON-OPERATING DISBURSEMENTS				Total Non-Operating Disbursements	Total Disbursements	Line No.
		Aid to Cities, Counties, and Others	Investments	County and Other Debt Service	Transfers, Refunds, and Other Non-Operating			
\$	\$ 2,722,250.65	\$	\$	\$	\$ 1,390.64	\$ 1,390.64	\$ 2,723,641.29	45
	862,991.37				192,869.10	192,869.10	1,055,860.47	46
	2,745,848.75				664,949.06	664,949.06	3,410,797.81	47
	1,870,617.58						1,870,617.58	48
	1,265,883.65	5,019,645.75			337,209.00	5,356,854.75	6,622,738.40	49
	4,367,229.21	98,863.83			1,957,488.03	2,056,351.86	6,423,581.07	50
	428,602.65				9,069.37	9,069.37	437,672.02	51
\$	\$ 14,263,423.86	\$ 5,118,509.58	\$	\$	\$ 3,162,975.20	\$ 8,281,484.78	\$ 22,544,908.64	52
\$	\$ 624,350.37	\$	\$	\$	\$	\$	\$ 624,350.37	53
	5,506,643.92				8,055.97	8,055.97	5,514,699.89	54
	3,734,782.18				31,873.08	31,873.08	3,766,655.26	55
\$	\$ 9,865,776.47	\$	\$	\$	\$ 39,929.05	\$ 39,929.05	\$ 9,905,705.52	56
\$	\$ 45,603,334.41	\$ 175,663,975.73	\$ 138,953,383.64	\$	\$ 75,299,140.60	\$ 389,916,499.97	\$ 435,519,834.38	57
	5,181,628.96						5,181,628.96	58
	21,191,989.13		877,447.51		3,196,887.91	4,074,335.42	25,266,324.55	59
7,882.73	8,532,207.53	1,711,438,858.31	3,910,000.00		130,342,276.45	1,845,691,134.76	1,854,223,342.29	60
	5,492,891.77	32,222,641.17			601,310.34	32,823,951.51	38,316,843.28	61
	1,303,500.49	220,270,213.00				220,270,213.00	221,573,713.49	62
	10,191,990.30	575,812.51			68,294.67	644,107.18	10,836,097.48	63
	3,880,189.15				1,894,592.89	1,894,592.89	5,774,782.04	64
	9,307,985.29				773.68	773.68	9,308,758.97	65
	118,567,030.26		22,289,960.99		20,117,552.93	42,407,513.92	160,974,544.18	66
	293,610,037.35		6,093,850.00	1,376,894.61	4,939,405.22	12,410,149.83	306,020,187.18	67
	111,925,067.67		720,309.61	821,231.09	384,641.79	1,926,182.49	113,851,250.16	68
	27,096,926.67		296,811.43	135,283.63	732,096.18	1,164,191.24	28,261,117.91	69
	38,880,922.75		571,073.06	69,350.00	213,069.87	853,492.93	39,734,415.68	70
	71,842,720.24		2,034,900.00	479,124.00	2,927,537.89	5,441,561.89	77,284,282.13	71
	26,465,178.04		2,422,003.64	145,630.00	321,895.96	2,889,529.60	29,354,707.64	72
	23,122,210.83		252,690.69	222,873.55	37,984.93	513,549.17	23,635,760.00	73
	37,142,602.90		787,000.00		188,297.53	975,297.53	38,117,900.43	74
	14,857,875.67				55,967.60	55,967.60	14,913,843.27	75
\$ 7,882.73	\$ 874,196,289.41	\$ 2,140,171,500.72	\$ 179,209,430.57	\$ 3,250,386.88	\$ 241,321,726.44	\$ 2,563,953,044.61	\$ 3,438,149,334.02	76
\$	\$ 1,220,320.68	\$	\$ 68,316,841.90	\$	\$ 73,035.11	\$ 68,389,877.01	\$ 69,610,197.69	77
					122.84	122.84	122.84	78
					4,741,613.78	4,741,613.78	4,741,613.78	79
					19,439.91	19,439.91	19,439.91	80
	720,638.41						720,638.41	81
	43,226,444.35		42,150,000.00		6,894,481.21	49,044,481.21	92,270,925.56	82
	208,964,806.56		1,393,721,615.95		634,147,399.54	2,027,869,015.49	2,236,833,822.05	83
	802,524.54				13,444.54	13,444.54	815,969.08	84
	2,238,154.45						2,238,154.45	85
\$	\$ 257,172,888.99	\$	\$ 1,504,188,457.85	\$	\$ 645,889,536.93	\$ 2,150,077,994.78	\$ 2,407,250,883.77	86
\$	\$ 2,093,176.88	\$	\$	\$	\$ 17,085,395.73	\$ 17,085,395.73	\$ 19,178,572.61	87
	4,400,230.51	739,188.00			1,917,866.69	2,657,054.69	7,057,285.20	88
					39,058.09	39,058.09	39,058.09	89
	1,194,887.59						1,194,887.59	90
					661,129.18	661,129.18	661,129.18	91
	3,251,322.87				31,051,444.51	31,051,444.51	34,302,767.38	92
	2,848,948.96				2,426,580.95	2,426,580.95	5,275,529.91	93
\$	\$ 13,788,566.81	\$ 739,188.00	\$	\$	\$ 53,181,475.15	\$ 53,920,663.15	\$ 67,709,229.96	94

DISBURSEMENTS BY FUND, DIVISION, AND DEPARTMENT

Line No.	Dept. and Div. No.	NAME OF DEPARTMENT AND DIVISION	OPERATING DISBURSEMENTS		
			General Revenue	Trust	Working Capital
530-536 BUSINESS REGULATION, DEPARTMENT OF					
95	530	Office of Secretary	\$ 549,480.85	\$ 551,911.87	\$
96	531	Division of Pari-Mutuel Wagering		2,449,517.93	
97	532	Division of Hotels and Restaurants		2,381,704.03	
98	533	Division of Florida Land Sales and Condominiums		1,434,587.58	
99	534	Division of Alcoholic Beverages and Tobacco	5,392,868.53	43,920.29	
100	535	Division of General Regulation	109,672.09	4,611.99	
101	536	State Mobile Home Landlord Commission			
102		TOTAL DEPARTMENT OF BUSINESS REGULATION	\$ 6,052,021.47	\$ 6,866,253.69	\$
540-546 LABOR AND EMPLOYMENT SECURITY, DEPARTMENT OF					
103	540	Office of the Secretary and Administrative Services	\$ 1,061,604.26	\$ 23,396,183.72	\$
104	541	Division of Labor	832,343.52	871,385.74	
105	542	Division of Employment Security	136,484.98	210,741,567.33	
106	543	Division of Tourism			
107	545	Division of Worker's Compensation		9,636,781.47	
108	546	Division of Employment and Training		2,271,677.42	
109		TOTAL DEPARTMENT OF LABOR AND EMPLOYMENT SECURITY	\$ 2,030,432.76	\$ 246,917,595.68	\$
550-557 TRANSPORTATION, DEPARTMENT OF					
110	550	Office of the Secretary and Division of Administration	\$	\$ 15,539,623.13	\$
111	551	Division of Transportation Operations	5,545,084.95		
112	552	Division of Planning and Programming		5,794,307.31	
113	553	Division of Road Operations	19,091,122.67	747,077,066.11	
114	554	Division of Road Operations		13,657,988.59	
115	555	Burns Data Center		2,924,752.67	
116	556	Centralized Mobile Equipment and Warehouse Operations		28,335,939.18	
117	557	Public Transportation Operations		4,312,642.99	
118		TOTAL DEPARTMENT OF TRANSPORTATION	\$ 24,636,207.62	\$ 817,642,319.98	\$
119	560	ENVIRONMENTAL REGULATION, DEPARTMENT OF	\$ 12,600,570.40	\$ 20,778,557.48	\$
120	570	CITRUS, DEPARTMENT OF	\$	\$ 31,957,039.38	\$
580-583 PROFESSIONAL REGULATION, DEPARTMENT OF					
121	580	Office of the Secretary and Division of General Services	\$ 50,414.12	\$ 13,188,052.25	\$
122	581	Consolidated Regulatory Boards			
123	582	Division of Professions			
124	583	Division of Occupations			
125		TOTAL DEPARTMENT OF PROFESSIONAL REGULATION	\$ 50,414.12	\$ 13,188,052.25	\$
590-604 HEALTH AND REHABILITATIVE SERVICES, DEPARTMENT OF					
126	590	Service Delivery Management and Support Services	\$ 27,021,244.66	\$ 11,695,212.81	\$
127	591	District Administration	13,330,501.80	4,200,418.14	
128	592	Division of Children's Medical Services	15,029,535.84	7,707,137.68	
129	593	Division of Aging and Adult Services	6,288,830.31	10,521,354.73	
130	594	Division of Youth Services	33,616,193.15	14,803,308.71	
131	595	Division of Mental Health Services	102,069,448.72	13,331,523.47	
132	596	Division of Retardation Services	88,713,745.78	30,978,970.90	
133	597	Division of Vocational Rehabilitative Services	6,448,360.28	26,314,426.17	
134	598	Division of Social and Economic Services	255,186,185.93	457,309,899.66	
135	599	Division of Health Services	30,178,031.30	100,773,121.49	
136	600	Office of the Secretary	1,805,118.17	1,000,423.02	
137	601	Office of the Assistant Secretary for Administrative Services	12,833,540.26	13,246,888.39	
138	602	Office of the Assistant Secretary for Programs	13,027,033.20	8,510,925.81	
139	603	Office of the Assistant Secretary for Operations	14,695,116.32	21,766,991.59	
140	604	Crimes Compensation Commission		1,980,461.74	
141		TOTAL DEPARTMENT OF HEALTH AND REHABILITATIVE SERVICES	\$ 620,242,885.72	\$ 724,141,064.31	\$

DISBURSEMENTS BY FUND, DIVISION, AND DEPARTMENT

Federal Revenue Sharing	Total Operating Disbursements	NON-OPERATING DISBURSEMENTS				Total Non-Operating Disbursements	Total Disbursements	Line No.
		Aid to Cities, Counties, and Others	Investments	County and Other Debt Service	Transfers, Refunds, and Other Non-Operating			
\$	\$ 1,101,392.72	\$	\$	\$	\$ 9,910.81	\$ 9,910.81	\$ 1,111,303.53	95
.....	2,449,517.93	29,933,500.00	12,179,246.95	42,112,746.95	44,562,264.88	96
.....	2,381,704.03	145,000.00	383,332.93	528,332.93	2,910,036.96	97
.....	1,434,587.58	375,000.00	176,894.64	551,894.64	1,986,482.22	98
.....	5,436,788.82	263,768,541.58	263,768,541.58	269,205,330.40	99
.....	114,284.08	123,950.86	123,950.86	238,234.94	100
.....10	.10	.10	101
\$	\$ 12,918,275.16	\$ 29,933,500.00	\$ 520,000.00	\$	\$ 276,641,877.87	\$ 307,095,377.87	\$ 320,013,653.03	102
\$	\$ 24,457,787.98	\$	\$ 8,800,000.00	\$ 94,522.00	\$ 1,486,792.76	\$ 10,381,314.76	\$ 34,839,102.74	103
.....	1,703,729.26	4,266,980.78	4,266,980.78	5,970,710.04	104
.....	210,878,052.31	297,459,993.78	297,459,993.78	508,338,046.09	105
.....	5,168.86	5,168.86	5,168.86	106
.....	9,636,781.47	2,000,000.00	4,026,440.83	6,026,440.83	15,663,222.30	107
.....	2,271,677.42	35,966,390.88	452,457.08	36,418,847.96	38,690,525.38	108
\$	\$ 248,948,028.44	\$ 35,966,390.88	\$ 10,800,000.00	\$ 94,522.00	\$ 307,697,834.09	\$ 354,558,746.97	\$ 603,506,775.41	109
\$	\$ 15,539,623.13	\$	\$	\$	\$ 3,654,693.30	\$ 3,654,693.30	\$ 19,194,316.43	110
.....	5,545,084.95	5,545,084.95	111
.....	5,794,307.31	1,532,635.05	1,532,635.05	7,326,942.36	112
.....	766,188,188.78	98,228,539.88	88,877.50	695,328,850.53	793,646,267.91	1,559,814,456.69	113
.....	13,657,988.59	96,372.67	87,266,644.43	87,363,017.10	101,021,005.69	114
.....	2,924,752.67	2,347.75	2,347.75	2,927,100.42	115
.....	28,335,939.18	76,319.71	76,319.71	28,412,258.89	116
.....	4,312,642.99	8,088,486.64	8,088,486.64	12,401,129.63	117
\$	\$ 842,278,527.60	\$	\$ 98,324,912.55	\$ 88,877.50	\$ 795,949,977.41	\$ 894,363,767.46	\$ 1,736,642,295.06	118
\$	\$ 33,379,127.88	\$	\$ 200,000.00	\$	\$ 14,096,141.71	\$ 14,296,141.71	\$ 47,675,269.59	119
\$	\$ 31,957,039.38	\$	\$ 8,500,000.00	\$	\$ 371,866.07	\$ 8,871,866.07	\$ 40,828,905.45	120
\$	\$ 13,238,466.37	\$	\$ 4,200,000.00	\$	\$ 943,492.70	\$ 5,143,492.70	\$ 18,381,959.07	121
.....	340,645.19	340,645.19	340,645.19	122
.....	2,009,181.03	2,009,181.03	2,009,181.03	123
.....	2,024,801.12	2,024,801.12	2,024,801.12	124
\$	\$ 13,238,466.37	\$	\$ 4,200,000.00	\$	\$ 5,318,120.04	\$ 9,518,120.04	\$ 22,756,586.41	125
\$	\$ 38,716,457.47	\$	\$	\$	\$ 570,328.95	\$ 570,328.95	\$ 39,286,786.42	126
.....	17,530,919.94	749,366.00	749,366.00	18,280,285.94	127
.....	22,736,673.52	6,612,642.84	6,612,642.84	29,349,316.36	128
.....	16,810,185.04	29,806,466.67	29,806,466.67	46,616,651.71	129
.....	48,419,501.86	2,233,254.32	2,233,254.32	50,652,756.18	130
.....	115,400,972.19	71,662,116.28	71,662,116.28	187,063,088.47	131
.....	119,692,716.68	2,935,727.66	2,935,727.66	122,628,444.34	132
.....	32,762,786.45	1,803,165.74	1,803,165.74	34,565,952.19	133
.....	712,496,085.59	3,474,581.69	3,474,581.69	715,970,667.28	134
.....	130,951,152.79	12,770,352.32	12,770,352.32	143,721,505.11	135
.....	2,805,541.19	81,718.34	81,718.34	2,887,259.53	136
.....	26,080,428.65	930,079.71	123,875,474.23	124,805,553.94	150,885,982.59	137
.....	21,537,959.01	970,999.01	970,999.01	22,508,958.02	138
.....	36,462,107.91	2,940,000.00	952,866.73	3,892,866.73	40,354,974.64	139
.....	1,980,461.74	706.04	706.04	1,981,167.78	140
\$	\$ 1,344,383,950.03	\$ 2,940,000.00	\$ 930,079.71	\$	\$ 258,499,766.82	\$ 262,369,846.53	\$ 1,606,753,796.56	141

DISBURSEMENTS BY FUND, DIVISION, AND DEPARTMENT

Line No.	Dept. and Div. No.	NAME OF DEPARTMENT AND DIVISION	OPERATING DISBURSEMENTS		
			General Revenue	Trust	Working Capital
142	610	PUBLIC SERVICE COMMISSION	\$	\$ 10,562,704.88	\$
143	620	MILITARY AFFAIRS, DEPARTMENT OF	\$ 4,387,678.87	\$ 761,059.80	\$
144	640	ETHICS, COMMISSION ON	\$ 227,738.15	\$	\$
700-705 CORRECTIONS, DEPARTMENT OF					
145	700	Office of the Secretary and Office of Management and Budget	\$ 12,550,897.72	\$ 5,030,455.71	\$
146	701	Office of Assistant Secretary for Programs	1,693,904.63	4,742,022.75	
147	702	Office of Assistant Secretary for Operations and Regional Administration	2,541,902.15	13,942,062.39	
148	703	Major Institutions	109,111,977.59	1,721,352.01	
149	704	Community Facilities and Road Prisons	10,760,542.58		
150	705	Probation and Parole Services	16,865,002.52		
151		TOTAL DEPARTMENT OF CORRECTIONS	\$ 153,524,227.19	\$ 25,435,892.86	\$
710-714 LAW ENFORCEMENT, DEPARTMENT OF					
152	710	Office of the Executive Director and Division of Staff Services	\$ 4,560,208.94	\$ 118,273.79	\$
153	712	Division of Criminal Investigations	7,128,667.57	393,753.78	
154	713	Division of Standards and Training	540,585.21	142,450.60	
155	714	Division of Criminal Justice Information System	5,359,382.96	3,373,343.91	
156		TOTAL DEPARTMENT OF LAW ENFORCEMENT	\$ 17,588,844.68	\$ 4,027,822.08	\$
720-729 GENERAL SERVICES, DEPARTMENT OF					
157	720	Office of the Executive Director and Division of Administration	\$ 1,458,593.82	\$	\$
158	721	Division of Security	1,209,237.13		
159	722	Division of Purchasing	1,242,552.03	80,399.43	
160	723	Division of Electronic Data Processing	597,474.61	8,316,786.89	
161	724	Division of Building Construction and Property Management—Operating		10,389,729.28	
162	725	Division of Building Construction and Property Management—Fixed Capital Outlay	37,893,303.44	13,288,625.55	
163	726	Division of Motor Pool	1,056,748.13	1,860,264.13	
164	727	Division of Surplus Property		876,594.02	
165	728	Division of Bond Finance	37,408.82	319,670.38	
166	729	Division of Communications	1,027,544.46	16,358,724.30	
167		TOTAL DEPARTMENT OF GENERAL SERVICES	\$ 44,522,862.44	\$ 51,490,793.98	\$
730-736 REVENUE, DEPARTMENT OF					
168	730	Office of the Executive Director and Division of Administration	\$ 1,819,564.96	\$ 1,711,847.25	\$
169	732	Division of Ad Valorem Tax		2,334,698.00	
170	735	Division of Audits	5,233,896.16	1,443,875.75	
171	736	Division of Collection and Enforcement	6,025,941.45	2,310,671.77	
172		TOTAL DEPARTMENT OF REVENUE	\$ 13,079,402.57	\$ 7,801,092.77	\$
740-747 NATURAL RESOURCES, DEPARTMENT OF					
173	740	Office of the Executive Director and Division of Administrative Services	\$ 3,215,824.39	\$ 1,493,485.28	\$
174	741	Division of State Lands	1,683,309.27	1,239,477.66	
175	742	Division of Marine Resources	3,594,922.35	399,674.55	
176	745	Division of Recreation and Parks	109,450.00	20,930,091.71	
177	746	Division of Law Enforcement	6,626,406.57	2,530,810.28	
178	747	Division of Resource Management	1,716,319.89	1,144,402.99	
179		TOTAL DEPARTMENT OF NATURAL RESOURCES	\$ 16,946,232.47	\$ 27,737,942.47	\$
180	750	INTERNAL IMPROVEMENT TRUST FUND, BOARD OF TRUSTEES OF	\$	\$ 354.90	\$

DISBURSEMENTS BY FUND, DIVISION, AND DEPARTMENT

Federal Revenue Sharing	Total Operating Disbursements	NON-OPERATING DISBURSEMENTS				Total Non-Operating Disbursements	Total Disbursements	Line No.
		Aid to Cities, Counties, and Others	Investments	County and Other Debt Service	Transfers, Refunds, and Other Non-Operating			
\$	\$ 10,562,704.88	\$	\$ 6,500,000.00	\$	\$ 2,846,581.98	\$ 9,346,581.98	\$ 19,909,286.86	142
\$	\$ 5,148,738.67	\$	\$	\$	\$	\$	\$ 5,148,738.67	143
\$	\$ 227,738.15	\$	\$	\$	\$	\$	\$ 227,738.15	144
\$	\$ 17,581,353.43	\$	\$	\$	\$ 35,592.66	\$ 35,592.66	\$ 17,616,946.09	145
	6,435,927.38				13,700.00	13,700.00	6,449,627.38	146
	16,483,964.54		300,000.00		49.67	300,049.67	16,784,014.21	147
	110,833,329.60				379,464.00	379,464.00	111,212,793.60	148
	10,760,542.58						10,760,542.58	149
	16,865,002.52						16,865,002.52	150
\$	\$ 178,960,120.05	\$	\$ 300,000.00	\$	\$ 428,806.33	\$ 728,806.33	\$ 179,688,926.38	151
\$	\$ 4,678,482.73	\$	\$	\$	\$	\$	\$ 4,678,482.73	152
	7,522,421.35				2,379.30	2,379.30	7,524,800.65	153
	683,035.81				760,722.76	760,722.76	1,443,758.57	154
	8,732,726.87				627,178.59	627,178.59	9,359,905.46	155
\$	\$ 21,616,666.76	\$	\$	\$	\$ 1,390,280.65	\$ 1,390,280.65	\$ 23,006,947.41	156
\$	\$ 1,458,593.82	\$	\$ 74,700.00	\$	\$ 90,000.00	\$ 164,700.00	\$ 1,623,293.82	157
	1,209,237.13						1,209,237.13	158
	1,322,951.46						1,322,951.46	159
	8,914,261.50				969,462.55	969,462.55	9,883,724.05	160
	10,389,729.28		1,012,500.00	1,730,000.00	5,022,184.42	7,764,684.42	18,154,413.70	161
88,569.81	51,270,498.80				2,742.46	2,742.46	51,273,241.26	162
	2,917,012.26		235,000.00		10,218.00	245,218.00	3,162,230.26	163
	876,594.02		65,000.00		141,082.18	206,082.18	1,082,676.20	164
	357,079.20		838,000.00		1,048,359.81	1,886,359.81	2,243,439.01	165
	17,386,268.76		2,300,000.00		113,103.97	2,413,103.97	19,799,372.73	166
\$ 88,569.81	\$ 96,102,226.23	\$	\$ 4,525,200.00	\$ 1,730,000.00	\$ 7,397,153.39	\$ 13,652,353.39	\$ 109,754,579.62	167
\$	\$ 3,531,412.21	\$ 279,337,785.34	\$	\$	\$ 42,000,000.00	\$ 321,337,785.34	\$ 324,869,197.55	168
	2,334,698.00	39,929,059.45			50,572,223.27	90,501,282.72	92,835,980.72	169
	6,677,771.91				100,000.00	100,000.00	6,777,771.91	170
	8,336,613.22	181,213,254.47			786,377,502.42	967,590,756.89	975,927,370.11	171
\$	\$ 20,880,495.34	\$ 500,480,099.26	\$	\$	\$ 879,049,725.69	\$ 1,379,529,824.95	\$ 1,400,410,320.29	172
\$	\$ 4,709,309.67	\$	\$ 1,500,000.00	\$	\$ 1,616,888.32	\$ 3,116,888.32	\$ 7,826,197.99	173
	2,922,786.93		3,000,000.00	2,434,137.62	35,997,337.72	41,431,475.34	44,354,262.27	174
	3,994,596.90	9,260,284.05	6,090,150.00		6,132,712.56	21,483,146.61	25,477,743.51	175
	21,039,541.71		20,961,760.00	21,741,845.75	12,498,421.82	55,202,027.57	76,241,569.28	176
	9,157,216.85		6,300,000.00		514,244.17	6,814,244.17	15,971,461.02	175
	2,860,722.88		500,000.00		6,029,691.07	6,529,691.07	9,390,413.95	178
\$	\$ 44,684,174.94	\$ 9,260,284.05	\$ 38,351,910.00	\$ 24,175,983.37	\$ 62,789,295.66	\$ 134,577,473.08	\$ 179,261,648.02	179
\$	\$ 354.90	\$	\$ 21,571.97	\$	\$	\$ 21,571.97	\$ 21,926.87	180

DISBURSEMENTS BY FUND, DIVISION, AND DEPARTMENT

Line No.	Dept. and Div. No.	NAME OF DEPARTMENT AND DIVISION	OPERATING DISBURSEMENTS		
			General Revenue	Trust	Working Capital
760-763 HIGHWAY SAFETY AND MOTOR VEHICLES, DEPARTMENT OF					
181	760	Office of the Executive Director and Division of Administrative Services	\$ 3,855,685.16	\$ 6,396,240.99	\$
182	761	Division of Florida Highway Patrol	34,449,799.58	6,982,967.18
183	762	Division of Driver's Licenses	12,347,357.81	6,971,707.68
184	763	Division of Motor Vehicles	16,093,740.29	161,459.12
185		TOTAL DEPARTMENT OF HIGHWAY SAFETY AND MOTOR VEHICLES	\$ 66,746,582.84	\$ 20,512,374.97	\$
770-774 GAME AND FRESH WATER FISH COMMISSION					
186	770	Game and Fresh Water Fish Commission	\$ 16,982.83	\$ 124,933.68	\$
187	771	Office of the Executive Director and Division of Administrative Service	472,493.93	2,727,106.52
188	772	Division of Law Enforcement	7,090,668.74	1,905,816.48
189	773	Division of Wildlife	197,572.03	2,730,867.61
190	774	Division of Fisheries	3,614,112.76
191		TOTAL DEPARTMENT OF GAME AND FRESH WATER FISH COMMISSION	\$ 7,777,717.53	\$ 11,102,837.05	\$
192	780	PAROLE AND PROBATION COMMISSION	\$ 2,747,338.72	\$ 13,163.32	\$
193	790	FLORIDA INSTITUTE OF PHOSPHATE RESEARCH	\$	\$	\$
800-819 INSURANCE AND TREASURER, DEPARTMENT OF					
194	800	Office of the Treasurer and Division of Administration	\$ 329,814.22	\$ 3,136,798.15	\$
195	801	Division of State Fire Marshal	1,876,385.26
196	802	Division of Fraudulent Claims	800,789.56
197	803	Division of Rehabilitation and Liquidation	761,925.36
198	804	Division of Insurance Company Regulation	2,235,058.60
199	805	Division of Insurance Consumer Services	4,446,877.99
200	806	Division of Liquefied Petroleum Gas	294,344.17
201	807	Division of Insurance Rating	1,434,969.97
202	815	Division of Insurance Consumer Services Agents and Solicitors County License Tax Trust Fund	8,554.33
203	816	Division of Administration (Hospital Cost Containment Board)	254,329.83
204	817	Division of State Fire Marshal	18,047.50
205	818	Division of Risk Management	13,072,770.13
206	819	Division of Treasury	819,812.77
207		TOTAL DEPARTMENT OF INSURANCE	\$ 1,149,626.99	\$ 28,340,850.85	\$
208	850	RELIEF ACTS	\$ 268,802.75	\$	\$
209	880	COMMISSIONERS FOR THE PROMOTION OF UNIFORMITY OF LEGISLATION IN THE UNITED STATES	\$ 15,651.41	\$	\$
210	900	REPLACEMENT TRUST FUNDS	\$	\$ 511,439.34	\$
211	990	WORKING CAPITAL FUND	\$	\$	\$
212		TOTAL DISBURSEMENTS	\$1,690,847,755.53	\$2,777,796,511.54	\$

DISBURSEMENTS BY FUND, DIVISION, AND DEPARTMENT

Federal Revenue Sharing	Total Operating Disbursements	NON-OPERATING DISBURSEMENTS				Total Non-Operating Disbursements	Total Disbursements	Line No.
		Aid to Cities, Counties, and Others	Investments	County and Other Debt Service	Transfers, Refunds, and Other Non-Operating			
\$	\$ 10,251,926.15	\$	\$	\$	\$ 1,274,751.34	\$ 1,274,751.34	\$ 11,526,677.49	181
.....	41,432,766.76	157,034.24	157,034.24	41,589,801.00	182
.....	19,319,065.49	5,640.64	5,640.64	19,324,706.13	183
.....	16,255,199.41	15,173,358.76	1,116,373.86	16,289,732.62	32,544,932.03	184
\$	\$ 87,258,957.81	\$ 15,173,358.76	\$	\$	\$ 2,553,800.08	\$ 17,727,158.84	\$ 104,986,116.65	185
\$	\$ 141,916.51	\$	\$ 306,000.00	\$	\$ 41.16	\$ 306,041.16	\$ 447,957.67	186
.....	3,199,600.45	3,550,000.00	765,393.14	4,315,393.14	7,514,993.59	187
.....	8,996,485.22	8,996,485.22	188
.....	2,928,439.64	2,928,439.64	189
.....	3,614,112.76	6,081.93	6,081.93	3,620,194.69	190
\$	\$ 18,880,554.58	\$	\$ 3,856,000.00	\$	\$ 771,516.23	\$ 4,627,516.23	\$ 23,508,070.81	191
\$	\$ 2,760,502.04	\$	\$	\$	\$ 891.43	\$ 891.43	\$ 2,761,393.47	192
\$	\$	\$	\$	\$	\$ 498,141.15	\$ 498,141.15	\$ 498,141.15	193
\$	\$ 3,466,612.37	\$ 17,918,073.89	\$ 13,400,000.00	\$	\$ 1,156,645.18	\$ 32,474,719.07	\$ 35,941,331.44	194
.....	1,876,385.26	1,876,385.26	195
.....	800,789.56	800,789.56	196
.....	761,925.36	761,925.36	197
.....	2,235,058.60	2,235,058.60	198
.....	4,446,877.99	4,446,877.99	199
.....	294,344.17	294,344.17	200
.....	1,434,969.97	1,434,969.97	201
.....	8,554.33	653,342.40	32,598.05	685,940.45	694,494.78	202
.....	254,329.83	425,000.00	425,000.00	679,329.83	203
.....	18,047.50	18,047.50	204
.....	13,072,770.13	13,072,770.13	205
.....	819,812.77	3,600,000.00	219,938.67	3,819,938.67	4,639,751.44	206
\$	\$ 29,490,477.84	\$ 18,571,416.29	\$ 17,425,000.00	\$	\$ 1,409,181.90	\$ 37,405,598.19	\$ 66,896,076.03	207
\$	\$ 268,802.75	\$	\$	\$	\$	\$	\$ 268,802.75	208
\$	\$ 15,651.41	\$	\$	\$	\$	\$	\$ 15,651.41	209
\$	\$ 511,439.34	\$	\$	\$	\$ 77,123.99	\$ 77,123.99	\$ 588,563.33	210
\$	\$	\$	\$ 182,684,152.89	\$	\$	\$ 182,684,152.89	\$ 182,684,152.89	211
\$ 96,452.54	\$ 4,468,740,719.61	\$ 2,759,689,529.52	\$ 2,065,501,715.54	\$ 29,680,269.43	\$ 4,071,658,800.61	\$ 8,926,530,315.10	\$ 13,395,271,034.71	212

RECEIPTS BY FUND, DEPARTMENT AND SOURCE

Line No.	Fund No.	Dept. and Div. No.	Entity and Source No.	SOURCE	Total Receipts	DIRECT REVENUE					
						FROM STATE TAXATION			AIDS AND		
						Fees	Licenses	Taxes	U.S. Government	Counties and Cities	
GENERAL REVENUE FUND											
GENERAL REVENUE UNALLOCATED											
1	1	000	000015	Transfers	\$ 148,539.05	\$	\$	\$	\$	\$	
2				TOTAL GENERAL REVENUE UNALLOCATED	\$ 148,539.05	\$	\$	\$	\$	\$	
LEGISLATIVE BRANCH											
110-114											
110											
Legislature:											
Senate—											
3	1	110	010018	Refunds	\$ 4,279.91	\$	\$	\$	\$	\$	
House of Representatives—											
4	1	110	020018	Refunds	19,029.31						
Joint Management Committee—											
5	1	110	030018	Refunds	94,524.97						
Office of Public Counsel—											
6	1	110	090018	Refunds	10.00						
Statutory Committees—											
7	1	110	110018	Refunds	368.64						
8				Total Legislature	\$ 118,212.83	\$	\$	\$	\$	\$	
Auditor General:											
9	1	114	010015	Transfers	\$ 220,576.11	\$	\$	\$	\$	\$	
10	1	114	010018	Refunds	3,500.37						
11				Total Auditor General	\$ 224,076.48	\$	\$	\$	\$	\$	
12				TOTAL LEGISLATIVE BRANCH	\$ 342,289.31	\$	\$	\$	\$	\$	
JUDICIAL BRANCH											
210-265											
210											
Supreme Court:											
13	1	210	000101	Fees	\$ 116,203.50	\$ 116,203.50	\$	\$	\$	\$	
14	1	210	000118	Refunds	19,764.93						
15				Total Supreme Court	\$ 135,968.43	\$ 116,203.50	\$	\$	\$	\$	
First District Court of Appeal:											
16	1	211	000101	Fees	\$ 112,513.50	\$ 112,513.50	\$	\$	\$	\$	
17	1	211	000118	Refunds	5.08						
18				Total First District Court of Appeal	\$ 112,518.58	\$ 112,513.50	\$	\$	\$	\$	
Second District Court of Appeal:											
19	1	212	000101	Fees	\$ 105,161.50	\$ 105,161.50	\$	\$	\$	\$	
20	1	212	000118	Refunds	27.75						
21				Total Second District Court of Appeal	\$ 105,189.25	\$ 105,161.50	\$	\$	\$	\$	
Third District Court of Appeal:											
22	1	213	000101	Fees	\$ 114,579.29	\$ 114,579.29	\$	\$	\$	\$	
23	1	213	000104	Miscellaneous Revenue	5.00						
24				Total Third District Court of Appeal	\$ 114,584.29	\$ 114,579.29	\$	\$	\$	\$	
Fourth District Court of Appeal:											
25	1	214	000101	Fees	\$ 110,695.00	\$ 110,695.00	\$	\$	\$	\$	
26	1	214	000201	Fees	51,884.50	51,884.50					
27	1	214	000118	Refunds	3,200.82						
28				Total Fourth District Court of Appeal	\$ 165,780.32	\$ 162,579.50	\$	\$	\$	\$	
State Attorney Division:											
First Judicial Circuit—											
29	1	215	010018	Refunds	\$ 255.79	\$	\$	\$	\$	\$	
Second Judicial Circuit—											
30	1	215	020018	Refunds	2,500.20						
Fourth Judicial Circuit—											
31	1	215	040018	Refunds	1,065.67						
Fifth Judicial Circuit—											
32	1	215	050018	Refunds	32.30						
Sixth Judicial Circuit—											
33	1	215	060018	Refunds	204.62						
Seventh Judicial Circuit—											
34	1	215	070018	Refunds	1,516.00						
Eighth Judicial Circuit—											
35	1	215	080018	Refunds	158.26						
Ninth Judicial Circuit—											
36	1	215	090018	Refunds	734.90						
Tenth Judicial Circuit—											
37	1	215	100018	Refunds	2,713.22						
Eleventh Judicial Circuit—											
38	1	215	110018	Refunds	946.40						
Twelfth Judicial Circuit—											
39	1	215	120018	Refunds	265.51						

RECEIPTS BY FUND, DEPARTMENT AND SOURCE

DONATIONS	OTHER DIRECT REVENUE		Total Direct Revenue	NON-OPERATING RECEIPTS						Total Non-Operating Receipts	Line No.
	Other	Miscellaneous		Interest	Service Charges to General Revenue	Transfers	Refunds	Sale of Investments	Sale of Revenue Certificates		
\$	\$	\$	\$	\$	\$ 148,539.05	\$	\$	\$	\$	\$ 148,539.05	1
\$	\$	\$	\$	\$	\$ 148,539.05	\$	\$	\$	\$	\$ 148,539.05	2
\$	\$	\$	\$	\$	\$	\$ 4,279.91	\$	\$	\$	\$ 4,279.91	3
						19,029.31				19,029.31	4
						94,524.97				94,524.97	5
						10.00				10.00	6
						368.64				368.64	7
\$	\$	\$	\$	\$	\$	\$ 118,212.83	\$	\$	\$	\$ 118,212.83	8
\$	\$	\$	\$	\$	\$ 220,576.11	\$	\$	\$	\$	\$ 220,576.11	9
						3,500.37				3,500.37	10
\$	\$	\$	\$	\$	\$ 220,576.11	\$ 3,500.37	\$	\$	\$	\$ 224,076.48	11
\$	\$	\$	\$	\$	\$ 220,576.11	\$ 121,713.20	\$	\$	\$	\$ 342,289.31	12
\$	\$	\$	\$ 116,203.50	\$	\$	\$	\$	\$	\$	\$	13
						19,764.93				19,764.93	14
\$	\$	\$	\$ 116,203.50	\$	\$	\$ 19,764.93	\$	\$	\$	\$ 19,764.93	15
\$	\$	\$	\$ 112,513.50	\$	\$	\$	\$	\$	\$	\$	16
						5.08				5.08	17
\$	\$	\$	\$ 112,513.50	\$	\$	\$ 5.08	\$	\$	\$	\$ 5.08	18
\$	\$	\$	\$ 105,161.50	\$	\$	\$	\$	\$	\$	\$	19
						27.75				27.75	20
\$	\$	\$	\$ 105,161.50	\$	\$	\$ 27.75	\$	\$	\$	\$ 27.75	21
\$	\$	\$	\$ 114,579.29	\$	\$	\$	\$	\$	\$	\$	22
	\$ 5.00	\$	5.00								23
\$	\$ 5.00	\$	\$ 114,584.29	\$	\$	\$	\$	\$	\$	\$	24
\$	\$	\$	\$ 110,695.00	\$	\$	\$	\$	\$	\$	\$	25
			51,884.50								26
						3,200.82				3,200.82	27
\$	\$	\$	\$ 162,579.50	\$	\$	\$ 3,200.82	\$	\$	\$	\$ 3,200.82	28
\$	\$	\$	\$	\$	\$	\$ 255.79	\$	\$	\$	\$ 255.79	29
						2,500.20				2,500.20	30
						1,065.67				1,065.67	31
						32.30				32.30	32
						204.62				204.62	33
						1,516.00				1,516.00	34
						158.26				158.26	35
						734.90				734.90	36
						2,713.22				2,713.22	37
						946.40				946.40	38
						265.51				265.51	39

RECEIPTS BY FUND, DEPARTMENT AND SOURCE

Line No.	Fund No.	Dept. and Div. No.	Entity and Source No.	SOURCE	Total Receipts	DIRECT REVENUE					
						FROM STATE TAXATION			AIDS AND		
						Fees	Licenses	Taxes	U.S. Government	Counties and Cities	
GENERAL REVENUE FUND (Continued)											
		210-265		JUDICIAL BRANCH (Continued)							
		215		State Attorney Division: (Continued)							
				Thirteenth Judicial Circuit—							
40	1	215	130018	Refunds	\$ 411.85	\$	\$	\$	\$	\$	\$
				Fourteenth Judicial Circuit—							
41	1	215	140018	Refunds	526.59						
				Fifteenth Judicial Circuit—							
42	1	215	150018	Refunds	3,658.08						
				Seventeenth Judicial Circuit—							
43	1	215	170018	Refunds	681.24						
				Eighteenth Judicial Circuit—							
44	1	215	180018	Refunds	2,340.98						
				Nineteenth Judicial Circuit—							
45	1	215	190018	Refunds	27.78						
				Twentieth Judicial Circuit—							
46	1	215	200018	Refunds	550.63						
47				Total State Attorney Division	\$ 18,590.02	\$	\$	\$	\$	\$	\$
		216		Public Defender Division:							
				Miscellaneous Revenue	\$ 125,411.93	\$	\$	\$	\$	\$	\$
48	1	216	000104	First Judicial Circuit—							
				Refunds	93.46						
49	1	216	010018	Fourth Judicial Circuit—							
				Refunds	135.69						
50	1	216	040018	Sixth Judicial Circuit—							
				Refunds	66.68						
51	1	216	060018	Eighth Judicial Circuit—							
				Refunds	453.06						
52	1	216	080018	Tenth Judicial Circuit—							
				Refunds	25.60						
53	1	216	100018	Eleventh Judicial Circuit—							
				Refunds	2,876.29						
54	1	216	110018	Twelfth Judicial Circuit—							
				Refunds	29.78						
55	1	216	120018	Thirteenth Judicial Circuit—							
				Refunds	72.26						
56	1	216	130018	Sixteenth Judicial Circuit—							
				Refunds	658.63						
57	1	216	160018	Seventeenth Judicial Circuit—							
				Refunds	1,876.80						
58	1	216	170018	Nineteenth Judicial Circuit—							
				Refunds	36.75						
59	1	216	190018	Twentieth Judicial Circuit—							
				Refunds	707.22						
60	1	216	200018	Refunds							
61				Total Public Defender Division	\$ 132,444.15	\$	\$	\$	\$	\$	\$
		261		Circuit Courts and Other Related Matters:							
				Miscellaneous Revenue	\$ 390,891.00	\$	\$	\$	\$	\$	\$
62	1	261	000104	Refunds	1,619.37						
63	1	261	000118	Refunds							
64				Total Circuit Courts and Other Related Matters	\$ 392,510.37	\$	\$	\$	\$	\$	\$
		262		Judicial Administrative Commission:							
				Refunds	\$ 68.50	\$	\$	\$	\$	\$	\$
65	1	262	010018	Refunds							
66				Total Judicial Administrative Commission	\$ 68.50	\$	\$	\$	\$	\$	\$
		263		County Courts:							
				Refunds	\$ 547.31	\$	\$	\$	\$	\$	\$
67	1	263	010018	Refunds							
68				Total County Courts	\$ 547.31	\$	\$	\$	\$	\$	\$
69				TOTAL JUDICIAL BRANCH	\$ 1,178,201.22	\$ 611,037.29	\$	\$	\$	\$	\$
		310-313		EXECUTIVE OFFICE OF THE GOVERNOR							
		310		General Office:							
				Transfers	\$ 1,320,719.50	\$	\$	\$	\$	\$	\$
70	1	310	010015	Refunds	497.28						
71	1	310	010018	Refunds							
72				TOTAL EXECUTIVE OFFICE OF THE GOVERNOR	\$ 1,321,216.78	\$	\$	\$	\$	\$	\$
		410		LEGAL AFFAIRS, DEPARTMENT OF AND ATTORNEY GENERAL							
				Taxes	\$.53	\$	\$	\$.53	\$	\$	\$
73	1	410	010003	Taxes							
74	1	410	010015	Transfers	5,270.81						
75	1	410	010018	Refunds	4,847.06						
76	1	410	010040	Other Non-Operating Receipts	129,612.55						
77				TOTAL DEPARTMENT OF LEGAL AFFAIRS AND ATTORNEY GENERAL	\$ 139,730.95	\$	\$	\$.53	\$	\$	\$

RECEIPTS BY FUND, DEPARTMENT AND SOURCE

DONATIONS	OTHER DIRECT REVENUE		Total Direct Revenue	NON-OPERATING RECEIPTS						Total Non-Operating Receipts	Line No.	
	Other	Miscellaneous		Interest	Service Charges to General Revenue	Transfers	Refunds	Sale of Investments	Sale of Revenue Certificates			Other Non-Operating Receipts
							\$ 411.85			\$ 411.85	40	
							526.59			526.59	41	
							3,658.08			3,658.08	42	
							681.24			681.24	43	
							2,340.98			2,340.98	44	
							27.78			27.78	45	
							550.63			550.63	46	
							\$ 18,590.02			\$ 18,590.02	47	
	\$ 125,411.93		\$ 125,411.93								48	
							93.46			93.46	49	
							135.69			135.69	50	
							66.68			66.68	51	
							453.06			453.06	52	
							25.60			25.60	53	
							2,876.29			2,876.29	54	
							29.78			29.78	55	
							72.26			72.26	56	
							658.63			658.63	57	
							1,876.80			1,876.80	58	
							36.75			36.75	59	
							707.22			707.22	60	
	\$ 125,411.93		\$ 125,411.93				\$ 7,032.22			\$ 7,032.22	61	
	\$ 390,891.00		\$ 390,891.00								62	
							1,619.37			1,619.37	63	
	\$ 390,891.00		\$ 390,891.00				\$ 1,619.37			\$ 1,619.37	64	
							68.50			68.50	65	
							68.50			68.50	66	
							547.31			547.31	67	
							547.31			547.31	68	
	\$ 516,307.93		\$ 1,127,345.22				\$ 50,856.00			\$ 50,856.00	69	
						\$ 1,320,719.50				\$ 1,320,719.50	70	
						497.28				497.28	71	
						\$ 1,320,719.50	\$ 497.28			\$ 1,321,216.78	72	
						.53					73	
						5,270.81				5,270.81	74	
						4,847.06				4,847.06	75	
									129,612.55	129,612.55	76	
						.53	5,270.81	4,847.06		129,612.55	139,730.42	77

RECEIPTS BY FUND, DEPARTMENT AND SOURCE

Line No.	Fund No.	Dept. and Div. No.	Entity and Source No.	SOURCE	Total Receipts	DIRECT REVENUE					
						FROM STATE TAXATION			AIDS AND		
						Fees	Licenses	Taxes	U.S. Government	Counties and Cities	
GENERAL REVENUE FUND (Continued)											
AGRICULTURE AND CONSUMER SERVICES, DEPARTMENT OF AND COMMISSIONER OF AGRICULTURE											
Office of the Commissioner and Division of Administration:											
78	1	420	000118	Refunds	\$ 1,007.39	\$	\$	\$	\$	\$	\$
Total Office of the Commissioner and Division of Administrations					\$ 1,007.39	\$	\$	\$	\$	\$	\$
Division of Inspection:											
80	1	421	000113	Service Charge to General Revenue Section 215.22	\$ 48,507.39	\$	\$	\$	\$	\$	\$
81	1	421	000115	Transfers	1,752.09						
82	1	421	000118	Refunds	38.16						
Total Division of Inspection					\$ 50,297.64	\$	\$	\$	\$	\$	\$
Division of Standards:											
84	1	422	000113	Service Charge to General Revenue Section 215.22	\$ 123,547.29	\$	\$	\$	\$	\$	\$
Total Division of Standards					\$ 123,547.29	\$	\$	\$	\$	\$	\$
Division of Chemistry:											
86	1	423	000113	Service Charge to General Revenue Section 215.22	\$ 2,461.60	\$	\$	\$	\$	\$	\$
87	1	423	000118	Refunds	223.71						
Total Division of Chemistry					\$ 2,685.31	\$	\$	\$	\$	\$	\$
Division of Dairy Industry:											
89	1	424	000104	Miscellaneous Revenue	\$ 4.24	\$	\$	\$	\$	\$	\$
90	1	424	000113	Service Charge to General Revenue Section 215.22	10.61						
91	1	424	000118	Refunds	433.29						
92	1	424	000119	Perquisites	53.13						
Total Division of Dairy Industry					\$ 501.27	\$	\$	\$	\$	\$	\$
Division of Marketing:											
94	1	425	000113	Service Charge to General Revenue Section 215.22	\$ 32,496.55	\$	\$	\$	\$	\$	\$
95	1	425	000115	Transfers	338.99						
96	1	425	000118	Refunds	65.79						
Total Division of Marketing					\$ 32,901.33	\$	\$	\$	\$	\$	\$
Division of Fruit and Vegetable Inspection:											
98	1	426	000113	Service Charge to General Revenue Section 215.22	\$ 38,142.86	\$	\$	\$	\$	\$	\$
Total Division of Fruit and Vegetable Inspection					\$ 38,142.86	\$	\$	\$	\$	\$	\$
Division of Animal Industry:											
100	1	427	000104	Miscellaneous Revenue	\$ 55.00	\$	\$	\$	\$	\$	\$
101	1	427	000118	Refunds	2,901.38						
Total Division of Animal Industry					\$ 2,956.38	\$	\$	\$	\$	\$	\$
Division of Plant Industry:											
103	1	428	000113	Service Charge to General Revenue Section 215.22	\$ 13,127.53	\$	\$	\$	\$	\$	\$
104	1	428	000115	Transfers	9,570.60						
105	1	428	000118	Refunds	1,214.09						
Total Division of Plant Industry					\$ 23,912.22	\$	\$	\$	\$	\$	\$
Division of Forestry:											
107	1	434	000115	Transfers	\$ 230.00	\$	\$	\$	\$	\$	\$
108	1	434	000118	Refunds	916.21						
109	1	434	000119	Perquisites	127,990.54						
110	1	434	000126	Fire Control or Forestry Assessments	638,506.17						
Total Division of Forestry					\$ 767,642.92	\$	\$	\$	\$	\$	\$
Division of Consumer Services:											
112	1	435	000118	Refunds	\$ 45.78	\$	\$	\$	\$	\$	\$
Total Division of Consumer Services					\$ 45.78	\$	\$	\$	\$	\$	\$
TOTAL DEPARTMENT OF AGRICULTURE AND CONSUMER SERVICES AND COMMISSIONER OF AGRICULTURE					\$ 1,043,640.39	\$	\$	\$	\$	\$	\$
BANKING AND FINANCE, DEPARTMENT OF AND OFFICE OF COMPTROLLER											
Office of Comptroller and Division of Administration:											
115	1	440	010004	Miscellaneous Revenue	\$ 731.07	\$	\$	\$	\$	\$	\$
116	1	440	010018	Refunds	1,893.37						
Total Office of the Comptroller and Division of Administration					\$ 2,624.44	\$	\$	\$	\$	\$	\$

RECEIPTS BY FUND, DEPARTMENT AND SOURCE

OTHER DIRECT REVENUE		Total Direct Revenue	NON-OPERATING RECEIPTS						Total Non-Operating Receipts	Line No.
Miscellaneous	Interest		Service Charges to General Revenue	Transfers	Refunds	Sale of Investments	Sale of Revenue Certificates	Other Non-Operating Receipts		
\$	\$	\$	\$	\$	\$ 1,007.39	\$	\$	\$ 1,007.39	78	
\$	\$	\$	\$	\$	\$ 1,007.39	\$	\$	\$ 1,007.39	79	
\$	\$	\$	\$ 48,507.39	\$	\$	\$	\$	\$ 48,507.39	80	
\$	\$	\$	\$	1,752.09	\$	\$	\$	1,752.09	81	
\$	\$	\$	\$	\$	38.16	\$	\$	38.16	82	
\$	\$	\$	\$ 48,507.39	\$ 1,752.09	\$ 38.16	\$	\$	\$ 50,297.64	83	
\$	\$	\$	\$ 123,547.29	\$	\$	\$	\$	\$ 123,547.29	84	
\$	\$	\$	\$ 123,547.29	\$	\$	\$	\$	\$ 123,547.29	85	
\$	\$	\$	\$ 2,461.60	\$	\$	\$	\$	\$ 2,461.60	86	
\$	\$	\$	\$	\$	223.71	\$	\$	223.71	87	
\$	\$	\$	\$ 2,461.60	\$	\$ 223.71	\$	\$	\$ 2,685.31	88	
\$ 4.24	\$	\$ 4.24	\$	\$	\$	\$	\$	\$	89	
\$	\$	\$	10.61	\$	\$	\$	\$	10.61	90	
\$	\$	\$	\$	\$	433.29	\$	\$	433.29	91	
\$	\$	\$	\$	\$	\$	\$	53.13	53.13	92	
\$ 4.24	\$	\$ 4.24	\$ 10.61	\$	\$ 433.29	\$	\$ 53.13	\$ 497.03	93	
\$	\$	\$	\$ 32,496.55	\$	\$	\$	\$	\$ 32,496.55	94	
\$	\$	\$	\$	338.99	\$	\$	\$	338.99	95	
\$	\$	\$	\$	\$	65.79	\$	\$	65.79	96	
\$	\$	\$	\$ 32,496.55	\$ 338.99	\$ 65.79	\$	\$	\$ 32,901.33	97	
\$	\$	\$	\$ 38,142.86	\$	\$	\$	\$	\$ 38,142.86	98	
\$	\$	\$	\$ 38,142.86	\$	\$	\$	\$	\$ 38,142.86	99	
\$ 55.00	\$	\$ 55.00	\$	\$	\$	\$	\$	\$	100	
\$	\$	\$	\$	\$	2,901.38	\$	\$	2,901.38	101	
\$ 55.00	\$	\$ 55.00	\$	\$	\$ 2,901.38	\$	\$	\$ 2,901.38	102	
\$	\$	\$	\$ 13,127.53	\$	\$	\$	\$	\$ 13,127.53	103	
\$	\$	\$	\$	9,570.60	\$	\$	\$	9,570.60	104	
\$	\$	\$	\$	\$	1,214.09	\$	\$	1,214.09	105	
\$	\$	\$	\$ 13,127.53	\$ 9,570.60	\$ 1,214.09	\$	\$	\$ 23,912.22	106	
\$	\$	\$	\$	230.00	\$	\$	\$	230.00	107	
\$	\$	\$	\$	\$	916.21	\$	\$	916.21	108	
\$	\$	\$	\$	\$	\$	\$	127,990.54	127,990.54	109	
\$	\$	\$	\$	\$	\$	\$	638,506.17	638,506.17	110	
\$	\$	\$	\$	230.00	\$ 916.21	\$	\$ 766,496.71	\$ 767,642.92	111	
\$	\$	\$	\$	\$	\$ 45.78	\$	\$	\$ 45.78	112	
\$	\$	\$	\$	\$	\$ 45.78	\$	\$	\$ 45.78	113	
\$ 59.24	\$	\$ 59.24	\$ 258,293.83	\$ 11,891.68	\$ 6,845.80	\$	\$ 766,549.84	\$ 1,043,581.15	114	
\$ 731.07	\$	\$ 731.07	\$	\$	\$	\$	\$	\$	115	
\$	\$	\$	\$	\$	1,893.37	\$	\$	1,893.37	116	
\$ 731.07	\$	\$ 731.07	\$	\$	\$ 1,893.37	\$	\$	\$ 1,893.37	117	

RECEIPTS BY FUND, DEPARTMENT AND SOURCE

Line No.	Fund No.	Dept. and Div. No.	Entity and Source No.	SOURCE	Total Receipts	DIRECT REVENUE					
						FROM STATE TAXATION			AIDS AND		
						Fees	Licenses	Taxes	U.S. Government	Counties and Cities	
GENERAL REVENUE FUND (Continued)											
440-444 BANKING AND FINANCE, DEPARTMENT OF AND OFFICE OF COMPTROLLER (Continued)											
Division of Accounting and Auditing:											
118	1	441	010004	Miscellaneous Revenue	\$ 76.60						
119	1	441	010011	Other Grants—Pay Gift to State	5,582.20						
120	1	441	010015	Transfers	169,827.27						
121	1	441	010018	Refunds	4,735.61						
122	1	441	010040	Other Non-Operating Receipts	250.00						
123	1	441	050047	Repayment of Revolving Funds	50.00						
124				Total Division of Accounting and Auditing	\$ 180,521.68						
Division of Securities:											
125	1	444	010001	Fees	\$ 1,589,530.56	\$ 1,589,530.56					
126	1	444	010004	Miscellaneous Revenue	654.08						
127	1	444	010018	Refunds	284.89						
128				Total Division of Securities	\$ 1,590,469.53	\$ 1,589,530.56					
129				TOTAL DEPARTMENT OF BANKING AND FINANCE AND OFFICE OF COMPTROLLER	\$ 1,773,615.65	\$ 1,589,530.56					
450-456 STATE DEPARTMENT OF AND SECRETARY OF STATE											
450 Office of the Secretary and Division of Administrative Services:											
130	1	450	010004	Miscellaneous Revenue	\$ 142.79						
131	1	450	010015	Transfers	121.07						
132	1	450	010018	Refunds	5,024.70						
133				Total Office of the Secretary and Division of Administrative Services	\$ 5,288.56						
451 Division of Elections:											
134	1	451	010001	Fees—Certification	\$ 8,690.30	\$ 8,690.30					
135	1	451	010101	Fees—Candidates Filing	648.00	648.00					
136	1	451	010003	Taxes—Commission Tax	882,219.50			882,219.50			
137	1	451	010004	Miscellaneous Revenue	5,651.66						
138	1	451	010018	Refunds	41.14						
139	1	451	010031	Fines—Elections Civil Penalties	19,125.00						
140				Total Division of Elections	\$ 916,375.60	\$ 9,338.30		\$ 882,219.50			
452 Division of Archives, History and Records Management:											
141	1	452	010018	Refunds	\$ 38.98						
142				Total Division of Archives, History and Records Management	\$ 38.98						
453 Division of Corporations:											
143	1	453	010001	Fees—Filing	\$ 1,443,254.06	\$ 1,443,254.06					
144	1	453	010101	Fees—Limited Partnership	1,644,305.00	1,644,305.00					
145	1	453	010201	Fees—Non-Profit Corporation	157,158.21	157,158.21					
146	1	453	010601	Fees—Uniform Commercial Code	932,007.43	932,007.43					
147	1	453	010003	Taxes—Charter	2,875,394.35			2,875,394.35			
148	1	453	010203	Taxes—Corporation Privilege	2,072,610.05			2,072,610.05			
149	1	453	010004	Miscellaneous Revenue	1,033,299.90						
150	1	453	010204	Miscellaneous Revenue—Uniform Commercial Code	90,907.37						
151	1	453	010018	Refunds	31.52						
152				Total Division of Corporations	\$ 10,248,967.89	\$ 4,176,724.70		\$ 4,948,004.40			
454 Division of Library Services:											
153	1	454	010004	Miscellaneous Revenue	\$ 757.15						
154	1	454	010015	Transfers	57.49						
155	1	454	010018	Refunds	9,642.23						
156				Total Division of Library Services	\$ 10,456.87						
455 Division of Cultural Affairs:											
Office of Division Director—											
157	1	455	010018	Refunds	\$ 31,687.80						
158				Total Division of Cultural Affairs	\$ 31,687.80						
456 Division of Licensing:											
159	1	456	010301	Fees—Private Investigative Agency	\$ 26,235.00	\$ 26,235.00					
160	1	456	010401	Fees—Private Employment Agency	6,919.25	6,919.25					
161	1	456	010501	Fees—Charitable Solicitations	46,340.00	46,340.00					
162	1	456	010002	Licenses—Private Employment Agency	154,094.25		154,094.25				
163	1	456	010102	Licenses—Private Investigative Agency	390,571.55		390,571.55				
164	1	456	010004	Miscellaneous Revenue—Licenses	5,445.04						
165	1	456	010104	Miscellaneous Revenue—Private Investigative Agency	69,243.72						

RECEIPTS BY FUND, DEPARTMENT AND SOURCE

DONATIONS	OTHER DIRECT REVENUE		Total Direct Revenue	NON-OPERATING RECEIPTS						Total Non-Operating Receipts	Line No.
	Other	Miscellaneous		Interest	Service Charges to General Revenue	Transfers	Refunds	Sale of Investments	Sale of Revenue Certificates		
		\$ 76.60	\$ 76.60								118
	\$ 5,582.20		5,582.20								119
					169,827.27					169,827.27	120
						4,735.61				4,735.61	121
									250.00	250.00	122
									50.00	50.00	123
	\$ 5,582.20	\$ 76.60	\$ 5,658.80		\$ 169,827.27	\$ 4,735.61			\$ 300.00	\$ 174,862.88	124
			\$ 1,589,530.56								125
		654.08	654.08								126
						284.89				284.89	127
		654.08	1,590,184.64			284.89				284.89	128
	\$ 5,582.20	\$ 1,461.75	\$ 1,596,574.51		\$ 169,827.27	\$ 6,913.87			\$ 300.00	\$ 177,041.14	129
			\$ 142.79								130
					121.07					121.07	131
						5,024.70				5,024.70	132
			\$ 142.79		\$ 121.07	\$ 5,024.70				\$ 5,145.77	133
			\$ 8,690.30								134
			648.00								135
			882,219.50								136
		5,651.66	5,651.66								137
						41.14				41.14	138
								19,125.00		19,125.00	139
		5,651.66	897,209.46			41.14			19,125.00	19,166.14	140
							38.98			38.98	141
							38.98			38.98	142
			\$ 1,443,254.06								143
			1,644,305.00								144
			157,158.21								145
			932,007.43								146
			2,875,394.35								147
			2,072,610.05								148
	1,033,299.90		1,033,299.90								149
	90,907.37		90,907.37								150
						31.52				31.52	151
	\$ 1,124,207.27		\$ 10,248,936.37			\$ 31.52				\$ 31.52	152
			\$ 757.15								153
					57.49					57.49	154
						9,642.23				9,642.23	155
			\$ 757.15		\$ 57.49	\$ 9,642.23				\$ 9,699.72	156
						31,687.80				31,687.80	157
						31,687.80				31,687.80	158
			\$ 26,235.00								159
			6,919.25								160
			46,340.00								161
			154,094.25								162
			390,571.55								163
		5,445.04	5,445.04								164
	69,243.72		69,243.72								165

RECEIPTS BY FUND, DEPARTMENT AND SOURCE

Line No.	Fund No.	Dept. and Div. No.	Entity and Source No.	SOURCE	Total Receipts	DIRECT REVENUE					
						FROM STATE TAXATION			AIDS AND		
						Fees	Licenses	Taxes	U.S. Government	Counties and Cities	
GENERAL REVENUE FUND (Continued)											
STATE DEPARTMENT OF AND SECRETARY OF STATE (Continued)											
Division of Licensing: (Continued)											
166	1	456	010015	Transfers	\$ 8,809.37	\$	\$	\$	\$	\$	\$
167	1	456	010018	Refunds	25.00						
166				Total Division of Licensing	\$ 707,683.18	\$ 79,494.25	\$ 544,665.80	\$	\$	\$	\$
169				TOTAL DEPARTMENT OF STATE AND SECRETARY OF STATE	\$ 11,920,498.88	\$ 4,265,557.25	\$ 544,665.80	\$ 5,830,223.90	\$	\$	\$
INSURANCE, DEPARTMENT OF AND TREASURER											
Division of Treasury:											
170	1	461	010204	Miscellaneous Revenue	\$ 200.00	\$	\$	\$	\$	\$	\$
171				TOTAL DEPARTMENT OF INSURANCE AND TREASURER	\$ 200.00	\$	\$	\$	\$	\$	\$
COMMERCE, DEPARTMENT OF											
Office of the Secretary and Administrative Services:											
172	1	471	010018	Refunds	\$ 502.12	\$	\$	\$	\$	\$	\$
173				Total Office of the Secretary and Administrative Services	\$ 502.12	\$	\$	\$	\$	\$	\$
Division of Tourism:											
174	1	472	010004	Miscellaneous Revenue	\$ 2,919.59	\$	\$	\$	\$	\$	\$
175	1	472	010018	Refunds	21,843.49						
176				Total Division of Tourism	\$ 24,763.08	\$	\$	\$	\$	\$	\$
Division of Economic Development:											
177	1	473	010015	Transfers	\$ 21,705.38	\$	\$	\$	\$	\$	\$
178	1	473	010018	Refunds	24,347.36						
179				Total Division of Economic Development	\$ 46,052.74	\$	\$	\$	\$	\$	\$
180				TOTAL DEPARTMENT OF COMMERCE	\$ 71,317.94	\$	\$	\$	\$	\$	\$
EDUCATION, DEPARTMENT OF AND COMMISSIONER OF EDUCATION											
Office of the Deputy Commissioner for Educational Management:											
181	1	481	010005	Transfers	\$ 1,105,624.21	\$	\$	\$	\$	\$	\$
182	1	481	010018	Refunds	637.39						
183	1	481	010140	Non-Operating Receipts—Penalty for Unauthorized Compensation—Floyd Christian	5,000.00						
184				Total Office of the Deputy Commissioner for Educational Management	\$ 1,111,261.60	\$	\$	\$	\$	\$	\$
Office of the Deputy Commissioner for Administration:											
185	1	482	010018	Refunds	\$ 5,888.82	\$	\$	\$	\$	\$	\$
186				Total Office of the Deputy Commissioner for Administration	\$ 5,888.82	\$	\$	\$	\$	\$	\$
Office of the Deputy Commissioner for Special Programs:											
187	1	483	010002	Licenses	\$ 32,480.00	\$	\$ 32,480.00	\$	\$	\$	\$
188	1	483	010004	Miscellaneous Revenue	27.80						
189	1	483	010018	Refunds	5,385.98						
190	1	483	020005	Interest	1,040.82						
191	1	483	020018	Refunds	256,710.41						
192	1	483	020023	Repayment of Loans	6,898.79						
193	1	483	070013	Educational Certification and Service—Service Charge to General Revenue Section 215.22	19,584.32						
194				Total Office of the Deputy Commissioner for Special Programs	\$ 324,128.12	\$	\$ 32,480.00	\$	\$	\$	\$
Division of Public Schools:											
195	1	484	010018	Refunds	\$ 110,873.37	\$	\$	\$	\$	\$	\$
196	1	484	070018	Refunds	993.74						
197				Total Division of Public Schools	\$ 111,867.11	\$	\$	\$	\$	\$	\$
Division of Vocational Education:											
198	1	485	010018	Refunds	\$ 300.55	\$	\$	\$	\$	\$	\$
199				Total Division of Vocational Education	\$ 300.55	\$	\$	\$	\$	\$	\$

RECEIPTS BY FUND, DEPARTMENT AND SOURCE

OTHER DIRECT REVENUE		Total Direct Revenue	NON-OPERATING RECEIPTS						Total Non-Operating Receipts	Line No.
Miscellaneous	Interest		Service Charges to General Revenue	Transfers	Refunds	Sale of Investments	Sale of Revenue Certificates	Other Non-Operating Receipts		
\$	\$	\$	\$	\$ 8,809.37	\$	\$	\$	\$	\$ 8,809.37	166
					25.00				25.00	167
\$ 74,688.76	\$	\$ 698,848.81	\$	\$ 8,809.37	\$ 25.00	\$	\$	\$	\$ 8,834.37	168
\$ 1,205,447.63	\$	\$ 11,845,894.58	\$	\$ 8,987.93	\$ 46,491.37	\$	\$	\$ 19,125.00	\$ 74,604.30	169
\$ 200.00	\$	\$ 200.00	\$	\$	\$	\$	\$	\$	\$	170
\$ 200.00	\$	\$ 200.00	\$	\$	\$	\$	\$	\$	\$	171
\$	\$	\$	\$	\$	\$ 502.12	\$	\$	\$	\$ 502.12	172
\$	\$	\$	\$	\$	\$ 502.12	\$	\$	\$	\$ 502.12	173
\$ 2,919.59	\$	\$ 2,919.59	\$	\$	\$	\$	\$	\$	\$	174
					21,843.49				21,843.49	175
\$ 2,919.59	\$	\$ 2,919.59	\$	\$	\$ 21,843.49	\$	\$	\$	\$ 21,843.49	176
\$	\$	\$	\$	\$ 21,705.38	\$	\$	\$	\$	\$ 21,705.38	177
					24,347.36				24,347.36	178
\$	\$	\$	\$	\$ 21,705.38	\$ 24,347.36	\$	\$	\$	\$ 46,052.74	179
\$ 2,919.59	\$	\$ 2,919.59	\$	\$ 21,705.38	\$ 46,692.97	\$	\$	\$	\$ 68,398.35	180
\$	\$	\$	\$	\$ 1,105,624.21	\$	\$	\$	\$	\$ 1,105,624.21	181
					637.39				637.39	182
								5,000.00	5,000.00	183
\$	\$	\$	\$	\$ 1,105,624.21	\$ 637.39	\$	\$	\$ 5,000.00	\$ 1,111,261.60	184
\$	\$	\$	\$	\$	\$ 5,888.82	\$	\$	\$	\$ 5,888.82	185
\$	\$	\$	\$	\$	\$ 5,888.82	\$	\$	\$	\$ 5,888.82	186
\$	\$	\$ 32,480.00	\$	\$	\$	\$	\$	\$	\$	187
27.80		27.80								188
					5,385.98				5,385.98	189
	1,040.82	1,040.82								190
					258,710.41				258,710.41	191
								6,898.79	6,898.79	192
			19,584.32						19,584.32	193
\$ 27.80	\$ 1,040.82	\$ 33,548.62	\$ 19,584.32	\$	\$ 264,096.39	\$	\$	\$ 6,898.79	\$ 290,579.50	194
\$	\$	\$	\$	\$	\$ 110,873.37	\$	\$	\$	\$ 110,873.37	195
					993.74				993.74	196
\$	\$	\$	\$	\$	\$ 111,867.11	\$	\$	\$	\$ 111,867.11	197
\$	\$	\$	\$	\$	\$ 300.55	\$	\$	\$	\$ 300.55	198
\$	\$	\$	\$	\$	\$ 300.55	\$	\$	\$	\$ 300.55	199

RECEIPTS BY FUND, DEPARTMENT AND SOURCE

Line No.	Fund No.	Dept. and Div. No.	Entity and Source No.	SOURCE	Total Receipts	DIRECT REVENUE					
						FROM STATE TAXATION			AIDS AND		
						Fees	Licenses	Taxes	U.S. Government	Counties and Cities	
GENERAL REVENUE FUND (Continued)											
EDUCATION, DEPARTMENT OF AND COMMISSIONER OF EDUCATION (Continued)											
Division of Community Colleges:											
200	1	486	010018	Refunds	\$ 185.89	\$	\$	\$	\$	\$	\$
201				Total Division of Community Colleges	\$ 185.89	\$	\$	\$	\$	\$	\$
Division of Blind Services:											
202	1	487	010004	Miscellaneous Revenue	\$ 56.50	\$	\$	\$	\$	\$	\$
203	1	487	010018	Refunds	12,299.85						
204				Total Division of Blind Services	\$ 12,356.35	\$	\$	\$	\$	\$	\$
Florida School for the Deaf and Blind:											
205	1	489	010004	Miscellaneous Revenue	\$ 11,096.11	\$	\$	\$	\$	\$	\$
206	1	489	010018	Refunds	3,953.22						
207	1	489	010019	Perquisites	7,443.70						
208				Total Florida School for the Deaf and Blind	\$ 22,493.03	\$	\$	\$	\$	\$	\$
Division of Universities:											
General Office—											
209	1	490	010015	Transfers	\$ 7,750.00	\$	\$	\$	\$	\$	\$
210	1	490	010018	Refunds	6,464.13						
University of Miami—											
211	1	490	080018	Refunds	55,684.80						
212				Total Division of Universities	\$ 69,898.93	\$	\$	\$	\$	\$	\$
University of Florida:											
Educational and General—											
213	1	491	010004	Miscellaneous Revenue	\$ 314.60	\$	\$	\$	\$	\$	\$
214	1	491	010018	Refunds	49,844.48						
215	1	491	010023	Repayments of Loans	184,005.94						
Health Center—											
216	1	491	020018	Refunds	6,425.15						
Institution of Food and Agricultural Sciences—											
217	1	491	050018	Refunds	22,897.16						
College of Veterinary Medicine—											
218	1	491	070018	Refunds	2,671.89						
219				Total University of Florida	\$ 268,159.22	\$	\$	\$	\$	\$	\$
Florida State University:											
Educational and General—											
220	1	492	010018	Refunds	\$ 5,767.60	\$	\$	\$	\$	\$	\$
221				Total Florida State University	\$ 5,767.60	\$	\$	\$	\$	\$	\$
Florida Agricultural and Mechanical University:											
Educational and General—											
222	1	493	010018	Refunds	\$ 16,608.40	\$	\$	\$	\$	\$	\$
223				Total Florida Agricultural and Mechanical University	\$ 16,608.40	\$	\$	\$	\$	\$	\$
University of Central Florida:											
Educational and General—											
224	1	494	010018	Refunds	\$ 4,982.53	\$	\$	\$	\$	\$	\$
225	1	494	010040	Other Non-Operating Receipts	3,455.81						
226				Total University of Central Florida	\$ 8,438.34	\$	\$	\$	\$	\$	\$
University of South Florida:											
Educational and General—											
227	1	495	010018	Refunds	\$ 8,443.05	\$	\$	\$	\$	\$	\$
Medical Center—											
228	1	495	020018	Refunds	2,420.87						
229				Total University of South Florida	\$ 10,863.92	\$	\$	\$	\$	\$	\$
Florida Atlantic University:											
Educational and General—											
230	1	496	010018	Refunds	\$ 28,253.33	\$	\$	\$	\$	\$	\$
231				Total Florida Atlantic University	\$ 28,253.33	\$	\$	\$	\$	\$	\$
University of West Florida:											
Educational and General—											
232	1	497	010018	Refunds	\$ 1,261.50	\$	\$	\$	\$	\$	\$
233	1	497	010023	Repayment of Loans	11,250.00						
234				Total University of West Florida	\$ 12,511.50	\$	\$	\$	\$	\$	\$

RECEIPTS BY FUND, DEPARTMENT AND SOURCE

DONATIONS	OTHER DIRECT REVENUE		Total Direct Revenue	NON-OPERATING RECEIPTS					Total Non-Operating Receipts	Line No.	
	Other	Miscellaneous		Interest	Service Charges to General Revenue	Transfers	Refunds	Sale of Investments			Sale of Revenue Certificates
						\$ 185.89				\$ 185.89	200
						\$ 185.89				\$ 185.89	201
		\$ 56.50	\$ 56.50								202
						12,299.85				12,299.85	203
		\$ 56.50	\$ 56.50			12,299.85				12,299.85	204
		\$ 11,098.11	\$ 11,098.11								205
						3,953.22				3,953.22	206
								7,443.70		7,443.70	207
		\$ 11,098.11	\$ 11,098.11			3,953.22			7,443.70	11,396.92	208
						7,750.00				7,750.00	209
						6,464.13				6,464.13	210
										55,684.80	211
						7,750.00	62,148.93			69,898.93	212
		\$ 314.60	\$ 314.60								213
						49,844.48				49,844.48	214
								184,005.94		184,005.94	215
						8,425.15				8,425.15	216
						22,897.16				22,897.16	217
						2,671.89				2,671.89	218
		\$ 314.60	\$ 314.60			63,638.68			184,005.94	267,844.62	219
						5,767.60				5,767.60	220
						5,767.60				5,767.60	221
						16,608.40				16,608.40	222
						16,608.40				16,608.40	223
						4,982.53				4,982.53	224
								3,455.81		3,455.81	225
						4,982.53		3,455.81		8,438.34	226
						8,443.05				8,443.05	227
						2,420.87				2,420.87	228
						10,863.92				10,863.92	229
						28,253.33				28,253.33	230
						28,253.33				28,253.33	231
						1,261.50				1,261.50	232
								11,250.00		11,250.00	233
						1,261.50		11,250.00		12,511.50	234

RECEIPTS BY FUND, DEPARTMENT AND SOURCE

Line No.	Fund No.	Dept. and Div. No.	Entity and Source No.	SOURCE	Total Receipts	DIRECT REVENUE					
						FROM STATE TAXATION			AIDS AND		
						Fees	Licenses	Taxes	U.S. Government	Counties and Cities	
GENERAL REVENUE FUND (Continued)											
		481-499		EDUCATION, DEPARTMENT OF AND COMMISSIONER OF EDUCATION (Continued)							
		498		Florida International University:							
				Educational and General—							
235	1	498	010018	Refunds	\$ 1,864.74	\$	\$	\$	\$	\$	\$
236				Total Florida International University	\$ 1,864.74	\$	\$	\$	\$	\$	\$
				University of North Florida:							
				Educational and General—							
237	1	499	010018	Refunds	\$ 573.84	\$	\$	\$	\$	\$	\$
238				Total University of North Florida	\$ 573.84	\$	\$	\$	\$	\$	\$
239				TOTAL DEPARTMENT OF EDUCATION AND COMMISSIONER OF EDUCATION	\$ 2,011,423.29	\$	\$ 32,480.00	\$	\$	\$	\$
		510-519		ADMINISTRATION, DEPARTMENT OF							
		514		Division of Administrative Hearings:							
				Pollution Restoration Contracts	\$ 369.58	\$	\$	\$	\$	\$	\$
240	1	514	010004	Refunds	49.54	\$	\$	\$	\$	\$	\$
241	1	514	010018	Refunds	49.54	\$	\$	\$	\$	\$	\$
242				Total Division of Administrative Hearings	\$ 439.12	\$	\$	\$	\$	\$	\$
		518		Commission on Human Relations:							
				Miscellaneous Revenue	\$ 82.30	\$	\$	\$	\$	\$	\$
243	1	518	010004	Refunds	100.00	\$	\$	\$	\$	\$	\$
244	1	518	010018	Refunds	100.00	\$	\$	\$	\$	\$	\$
245				Total Commission on Human Relations	\$ 182.30	\$	\$	\$	\$	\$	\$
246				TOTAL DEPARTMENT OF ADMINISTRATION	\$ 621.42	\$	\$	\$	\$	\$	\$
		520-528		COMMUNITY AFFAIRS, DEPARTMENT OF							
		525		Division of Technical Assistance:							
247	1	525	010018	Refunds	\$ 5.58	\$	\$	\$	\$	\$	\$
248				Total Division of Technical Assistance	\$ 5.58	\$	\$	\$	\$	\$	\$
		527		Division of Public Safety:							
249	1	527	010015	Transfers	\$ 639.75	\$	\$	\$	\$	\$	\$
250				Total Division of Public Safety	\$ 639.75	\$	\$	\$	\$	\$	\$
		528		Division of Local Resource Management:							
				Miscellaneous Revenue	\$ 131.70	\$	\$	\$	\$	\$	\$
251	1	528	010004	Refunds	9,740.13	\$	\$	\$	\$	\$	\$
252	1	528	010018	Refunds	9,740.13	\$	\$	\$	\$	\$	\$
253				Total Division of Local Resource Management	\$ 9,871.83	\$	\$	\$	\$	\$	\$
254				TOTAL DEPARTMENT OF COMMUNITY AFFAIRS	\$ 10,517.16	\$	\$	\$	\$	\$	\$
		530-536		BUSINESS REGULATION, DEPARTMENT OF							
		530		Office of Secretary:							
255	1	530	010015	Transfers	\$ 7,912.67	\$	\$	\$	\$	\$	\$
256	1	530	010018	Refunds	911.25	\$	\$	\$	\$	\$	\$
257				Total Office of Secretary	\$ 8,823.92	\$	\$	\$	\$	\$	\$
		531		Division of Pari-Mutuel Wagering:							
				Taxes—5%	\$ 41,139,932.37	\$	\$	\$ 41,139,932.37	\$	\$	\$
258	1	531	010003	Taxes—5%	41,139,932.37	\$	\$	41,139,932.37	\$	\$	\$
259	1	531	010103	Taxes—Breaks	3,121,545.72	\$	\$	3,121,545.72	\$	\$	\$
260	1	531	010203	Tax Breaks Under Florida Statutes Chapter 550.26	652,385.52	\$	\$	652,385.52	\$	\$	\$
261	1	531	010004	Miscellaneous Revenue	22,475.55	\$	\$		\$	\$	\$
262	1	531	010113	Service Charge to General Revenue		\$	\$		\$	\$	\$
				Section 215.22—Operating	1,331,990.81	\$	\$		\$	\$	\$
263	1	531	010113	Service Charge to General Revenue		\$	\$		\$	\$	\$
				Section 5.22—Additional	693,703.14	\$	\$		\$	\$	\$
264	1	531	010116	Distributions—Transfers Required by Law—Operating (Chapter 71-129)	4,310,000.00	\$	\$		\$	\$	\$
265	1	531	010018	Distributions—Transfers Required by Law—Additional (Chapter 71-129)	5,600,000.00	\$	\$		\$	\$	\$
266	1	531	010018	Refunds	20,870.33	\$	\$		\$	\$	\$
267	1	531	020003	4% Tax	6,956,508.86	\$	\$	6,956,508.86	\$	\$	\$
268				Total Division of Pari-Mutuel Wagering	\$ 63,849,412.30	\$	\$	\$ 51,870,372.47	\$	\$	\$
		532		Division of Hotels and Restaurants:							
269	1	532	010013	Service Charge to General Revenue, Section 215.22	\$ 99,599.34	\$	\$	\$	\$	\$	\$
270				Total Division of Hotels and Restaurants	\$ 99,599.34	\$	\$	\$	\$	\$	\$
		534		Division of Alcoholic Beverages and Tobacco:							
271	1	534	010003	Taxes—Beverage	\$ 283,008,442.63	\$	\$	\$ 283,008,442.63	\$	\$	\$

RECEIPTS BY FUND, DEPARTMENT AND SOURCE

OTHER DIRECT REVENUE		Total Direct Revenue	NON-OPERATING RECEIPTS						Total Non-Operating Receipts	Line No.
Miscellaneous	Interest		Service Charges to General Revenue	Transfers	Refunds	Sale of Investments	Sale of Revenue Certificates	Other Non-Operating Receipts		
\$	\$	\$	\$	\$	\$ 1,864.74	\$	\$	\$	\$ 1,864.74	235
\$	\$	\$	\$	\$	\$ 1,864.74	\$	\$	\$	\$ 1,864.74	236
\$	\$	\$	\$	\$	\$ 573.84	\$	\$	\$	\$ 573.84	237
\$	\$	\$	\$	\$	\$ 573.84	\$	\$	\$	\$ 573.84	238
\$ 11,497.01	\$ 1,040.82	\$ 45,017.83	\$ 19,584.32	\$ 1,113,374.21	\$ 615,392.69	\$	\$	\$ 218,054.24	\$ 1,966,405.46	239
\$ 389.58	\$	\$ 389.58	\$	\$	\$	\$	\$	\$	\$	240
\$	\$	\$	\$	\$	\$ 49.54	\$	\$	\$	\$ 49.54	241
\$ 389.58	\$	\$ 389.58	\$	\$	\$ 49.54	\$	\$	\$	\$ 49.54	242
\$ 82.30	\$	\$ 82.30	\$	\$	\$	\$	\$	\$	\$	243
\$	\$	\$	\$	\$	\$ 100.00	\$	\$	\$	\$ 100.00	244
\$ 82.30	\$	\$ 82.30	\$	\$	\$ 100.00	\$	\$	\$	\$ 100.00	245
\$ 471.88	\$	\$ 471.88	\$	\$	\$ 149.54	\$	\$	\$	\$ 149.54	246
\$	\$	\$	\$	\$	\$ 5.58	\$	\$	\$	\$ 5.58	247
\$	\$	\$	\$	\$	\$ 5.58	\$	\$	\$	\$ 5.58	248
\$	\$	\$	\$	\$ 639.75	\$	\$	\$	\$	\$ 639.75	249
\$	\$	\$	\$	\$ 639.75	\$	\$	\$	\$	\$ 639.75	250
\$ 131.70	\$	\$ 131.70	\$	\$	\$	\$	\$	\$	\$	251
\$	\$	\$	\$	\$	\$ 9,740.13	\$	\$	\$	\$ 9,740.13	252
\$ 131.70	\$	\$ 131.70	\$	\$	\$ 9,740.13	\$	\$	\$	\$ 9,740.13	253
\$ 131.70	\$	\$ 131.70	\$	\$ 639.75	\$ 9,745.71	\$	\$	\$	\$ 10,385.46	254
\$	\$	\$	\$	\$ 7,912.67	\$	\$	\$	\$	\$ 7,912.67	255
\$	\$	\$	\$	\$	\$ 911.25	\$	\$	\$	\$ 911.25	256
\$	\$	\$	\$	\$ 7,912.67	\$ 911.25	\$	\$	\$	\$ 8,823.92	257
\$	\$	\$ 41,139,932.37	\$	\$	\$	\$	\$	\$	\$	258
\$	\$	3,121,545.72	\$	\$	\$	\$	\$	\$	\$	259
\$	\$	652,385.52	\$	\$	\$	\$	\$	\$	\$	260
22,475.55	\$	22,475.55	\$	\$	\$	\$	\$	\$	\$	261
\$	\$	\$	1,331,990.81	\$	\$	\$	\$	\$	1,331,990.81	262
\$	\$	\$	693,703.14	\$	\$	\$	\$	\$	693,703.14	263
\$	\$	\$	\$	4,310,000.00	\$	\$	\$	\$	4,310,000.00	264
\$	\$	\$	\$	5,600,000.00	\$	\$	\$	\$	5,600,000.00	265
\$	\$	\$	\$	\$	20,870.33	\$	\$	\$	20,870.33	266
\$	\$	6,956,508.86	\$	\$	\$	\$	\$	\$	\$	267
\$ 22,475.55	\$	\$ 51,892,848.02	\$ 2,025,693.95	\$ 9,910,000.00	\$ 20,870.33	\$	\$	\$	\$ 11,956,564.28	268
\$	\$	\$	\$ 99,599.34	\$	\$	\$	\$	\$	\$ 99,599.34	269
\$	\$	\$	\$ 99,599.34	\$	\$	\$	\$	\$	\$ 99,599.34	270
\$	\$	\$ 283,008,442.63	\$	\$	\$	\$	\$	\$	\$	271

RECEIPTS BY FUND, DEPARTMENT AND SOURCE

Line No.	Fund No.	Dept. and Div. No.	Entity and Source No.	SOURCE	Total Receipts	DIRECT REVENUE					
						FROM STATE TAXATION			AIDS AND		
						Fees	Licenses	Taxes	U.S. Government	Counties and Cities	
GENERAL REVENUE FUND (Continued)											
530-536 BUSINESS REGULATION, DEPARTMENT OF (Continued)											
Division of Alcoholic Beverages and Tobacco: (Continued)											
272	1	534	010004	Miscellaneous Revenue	\$ 3,256.73						
			010013	Service Charge to General Revenue Section 215.22—							
273	1	534	010016	Cigarette Tax	9,949,245.83						
				Distributions—Transfers Required by Law—							
274	1	534	010016	Cigarette Tax Collector	79,000,000.00						
				Distributions—Transfers Required by Law—							
275				Beverage License Collection	6,624,746.00						
276	1	534	010018	Refunds	311.30						
277				Total Division of Alcoholic Beverages and Tobacco	\$ 378,566,002.49			\$ 283,008,442.63			
Division of General Regulations:											
278	1	535	010001	Fees—Collection Agency Fees	\$ 8,670.00	\$ 8,670.00					
279	1	535	010002	Licenses—Electronic Repair Dealers	60.00		60.00				
280	1	535	010102	Collection Agency Licenses	31,300.00		31,300.00				
281	1	535	010004	Miscellaneous Revenue	1,995.00						
282	1	535	010015	Transfers	123,950.86						
283	1	535	010018	Refunds	879.78						
284				Total Division of General Regulations	\$ 166,855.64	\$ 8,670.00	\$ 31,360.00				
TOTAL DEPARTMENT OF BUSINESS REGULATION						\$ 442,710,693.69	\$ 8,670.00	\$ 31,360.00	\$ 334,878,815.10		
540-546 LABOR AND EMPLOYMENT SECURITY, DEPARTMENT OF											
Office of the Secretary and Administrative Services:											
286	1	540	010013	Service Charge to General Revenue Section 215.22—Special Employment Security	\$ 40,242.00						
287	1	540	010113	Service Charge to General Revenue Section 215.22—Workmens Compensation Special Disability	772,314.29						
Public Employees Relations Commission—											
288	1	540	090001	Fees—Registration	2,786.90	2,786.90					
289	1	540	090101	Fees—Reporting	975.00	975.00					
290	1	540	090018	Refunds	1,344.06						
291				Total Office of the Secretary and Administrative Services	\$ 817,662.25	\$ 3,761.90					
Division of Labor:											
292	1	541	010001	Fees—Labor Union Registration	\$ 716.00	\$ 716.00					
293	1	541	010101	Business Agent Fees	3,256.00	3,256.00					
			010013	Service Charge to General Revenue Section 215.22—Workmens Compensation Administration	213,417.39						
294				Refunds	2,080.07						
295	1	541	010016								
296				Total Division of Labor	\$ 219,469.46	\$ 3,972.00					
Division of Employment Security:											
297	1	542	010013	Service Charge to General Revenue Section 215.22	\$ 581.06						
298	1	542	010018	Refunds	143.02						
299				Total Division of Employment Security	\$ 724.08						
Division of Workmens Compensation:											
300	1	545	010013	Service Charge to General Revenue	\$ 358,232.17						
301				Total Division of Workmens Compensation	\$ 358,232.17						
TOTAL DEPARTMENT OF LABOR AND EMPLOYMENT SECURITY						\$ 1,396,087.96	\$ 7,733.90				
550-557 TRANSPORTATION, DEPARTMENT OF											
Division of Road Operations:											
303	1	553	010213	Service Charge to General Revenue Section 215.22—Advertising	\$ 9,381.17						
304	1	553	010313	Service Charge to General Revenue Section 215.22—Penalties	157,869.39						
305				TOTAL DEPARTMENT OF TRANSPORTATION	\$ 167,250.56						
560 ENVIRONMENTAL REGULATION, DEPARTMENT OF											
306	1	560	010001	Fees	\$ 297,620.75	\$ 297,620.75					
307	1	560	010004	Miscellaneous Revenue	980.82						
308	1	560	010018	Refunds	87,896.56						
309	1	560	010029	Sale of Surplus Property	2,183.49						
310				TOTAL DEPARTMENT OF ENVIRONMENTAL REGULATION	\$ 388,681.62	\$ 297,620.75					

RECEIPTS BY FUND, DEPARTMENT AND SOURCE

DONATIONS	OTHER DIRECT REVENUE		Total Direct Revenue	NON-OPERATING RECEIPTS						Total Non-Operating Receipts	Line No
	Other	Miscellaneous		Interest	Service Charges to General Revenue	Transfers	Refunds	Sale of Investments	Sale of Revenue Certificates		
	\$ 3,256.73		\$ 3,256.73								272
				9,949,245.83						9,949,245.83	273
					79,000,000.00					79,000,000.00	274
					6,624,746.00					6,624,746.00	275
						311.30				311.30	276
	\$ 3,256.73		\$ 283,011,699.36	\$ 9,949,245.83	\$ 85,624,746.00	\$ 311.30				\$ 95,574,303.13	277
			\$ 8,670.00								278
			60.00								279
			31,300.00								280
	1,995.00		1,995.00								281
					123,950.86					123,950.86	282
						879.78				879.78	283
	\$ 1,995.00		\$ 42,025.00	\$ 123,950.86	\$ 879.78					\$ 124,830.64	284
	\$ 27,727.28		\$ 334,946,572.38	\$ 12,074,539.12	\$ 95,666,609.53	\$ 22,972.66				\$ 107,764,121.31	285
				\$ 40,242.00						\$ 40,242.00	286
				772,314.29						772,314.29	287
			2,786.90								288
			975.00								289
						1,344.06				1,344.06	290
			\$ 3,761.90	\$ 812,556.29		\$ 1,344.06				\$ 813,900.35	291
			\$ 716.00								292
			3,256.00								293
				213,417.39						213,417.39	294
						2,080.07				2,080.07	295
			\$ 3,972.00	\$ 213,417.39	\$ 2,080.07					\$ 215,497.46	296
				\$ 581.06						\$ 581.06	297
						143.02				143.02	298
			\$ 581.06			\$ 143.02				\$ 724.08	299
				\$ 358,232.17						\$ 358,232.17	300
				\$ 358,232.17						\$ 358,232.17	301
			\$ 7,733.90	\$ 1,384,786.91		\$ 3,567.15				\$ 1,388,354.06	302
				\$ 9,381.17						\$ 9,381.17	303
				157,869.39						157,869.39	304
			\$ 167,250.56							\$ 167,250.56	305
			\$ 297,620.75								306
	980.82		980.82								307
						87,896.56				87,896.56	308
								2,183.49		2,183.49	309
	\$ 980.82		\$ 298,601.57			\$ 87,896.56		\$ 2,183.49		\$ 90,080.05	310

RECEIPTS BY FUND, DEPARTMENT AND SOURCE

Line No.	Fund No.	Dept. and Div. No.	Entity and Source No.	SOURCE	Total Receipts	DIRECT REVENUE					
						FROM STATE TAXATION			AIDS AND		
						Fees	Licenses	Taxes	U.S. Government	Counties and Cities	
GENERAL REVENUE FUND (Continued)											
CITRUS, DEPARTMENT OF											
311	1	570	010013	Service Charge to General Revenue Section 215.22	\$ 612,096.40	\$	\$	\$	\$	\$	\$
312				TOTAL DEPARTMENT OF CITRUS	\$ 612,096.40	\$	\$	\$	\$	\$	\$
PROFESSIONAL REGULATION, DEPARTMENT OF											
Office of the Secretary and Division of General Services:											
313	1	580	010014	Service Charge to General Revenue	\$ 675,891.88	\$	\$	\$	\$	\$	\$
314	1	580	010018	Refunds	155,298.66						
315				Total Office of the Secretary and Division of General Services	\$ 831,190.54	\$	\$	\$	\$	\$	\$
Division of Professions:											
316	1	582	020005	Interest	\$ 77.21	\$	\$	\$	\$	\$	\$
317	1	582	020023	Repayment of Loans—Scholarships	1,722.79						
318				Total Division of Professions	\$ 1,800.00	\$	\$	\$	\$	\$	\$
319				TOTAL DEPARTMENT OF PROFESSIONAL REGULATION	\$ 832,990.54	\$	\$	\$	\$	\$	\$
HEALTH AND REHABILITATIVE SERVICES, DEPARTMENT OF											
Service Delivery Management and Support Services:											
320	1	590	000001	Fees	\$ 28.60	\$ 28.60	\$	\$	\$	\$	\$
321	1	590	000004	Miscellaneous Revenue	1,126.48						
322	1	590	000018	Refunds	12,776.97						
323				Total Service Delivery Management and Supportive Services	\$ 13,932.05	\$ 28.60	\$	\$	\$	\$	\$
District Administration:											
324	1	591	000004	Miscellaneous Revenue	\$ 1,753.24	\$	\$	\$	\$	\$	\$
325	1	591	000018	Refunds	9,763.56						
326	1	591	000029	Sale of Surplus Property	958.80						
327				Total District Administration	\$ 12,475.60	\$	\$	\$	\$	\$	\$
Division of Children's Medical Service:											
328	1	592	000004	Miscellaneous	\$ 4,135.75	\$	\$	\$	\$	\$	\$
329	1	592	000018	Refunds	46,876.50						
330				Total Division of Children's Medical Services	\$ 51,012.25	\$	\$	\$	\$	\$	\$
Division of Aging and Adult Services:											
331	1	593	000001	Fees	\$ 208.00	\$ 208.00	\$	\$	\$	\$	\$
332	1	593	000002	Licenses	136.00		136.00				
333	1	593	000004	Miscellaneous Revenue	1,003.22						
334	1	593	000018	Refunds	16,653.56						
335				Total Division of Aging and Adult Services	\$ 18,000.78	\$ 208.00	\$ 136.00	\$	\$	\$	\$
Division of Youth Services:											
336	1	594	000004	Miscellaneous Revenue	\$ 13,561.92	\$	\$	\$	\$	\$	\$
337	1	594	000008	Grants	259.13						259.13
338	1	594	000018	Refunds	53,335.14						
339	1	594	000019	Perquisites	5,200.03						
340	1	594	000029	Sale of Surplus Property	339.50						
Institutions—											
341	1	594	200004	Miscellaneous Revenue	31,636.22						
342	1	594	200018	Refunds	43,028.69						
343	1	594	200019	Perquisites	36,243.29						
344				Total Division of Youth Services	\$ 183,603.92	\$	\$	\$	\$	\$	\$ 259.13
Division of Mental Health Services:											
345	1	595	000004	Miscellaneous Revenue	\$ 66,822.38	\$	\$	\$	\$	\$	\$
346	1	595	000005	Interest	1,137.52						
347	1	595	000018	Refunds	62,739.69						
Institutions—											
348	1	595	200004	Miscellaneous Revenue	13,930.39						
349	1	595	200018	Refunds	71,980.24						
350	1	595	200019	Perquisites	93,337.63						
351	1	595	270018	Refunds	37.44						
352				Total Division of Mental Health Services	\$ 309,985.29	\$	\$	\$	\$	\$	\$
Division of Retardation Services:											
353	1	596	000001	Fees	\$ 75.00	\$ 75.00	\$	\$	\$	\$	\$
354	1	596	000002	Licenses	975.00		975.00				
355	1	596	000004	Miscellaneous Revenue	2,981.76						
356	1	596	000011	Other Grants	60,697.78						
357	1	596	000018	Refunds	47,435.15						

RECEIPTS BY FUND, DEPARTMENT AND SOURCE

OTHER DIRECT REVENUE		Total Direct Revenue	NON-OPERATING RECEIPTS						Total Non-Operating Receipts	Line No.
Miscellaneous	Interest		Service Charges to General Revenue	Transfers	Refunds	Sale of Investments	Sale of Revenue Certificates	Other Non-Operating Receipts		
\$	\$	\$	\$ 612,096.40	\$	\$	\$	\$	\$	\$ 612,096.40	311
\$	\$	\$	\$ 612,096.40	\$	\$	\$	\$	\$	\$ 612,096.40	312
\$	\$	\$	\$ 675,891.88	\$	\$	\$	\$	\$	\$ 675,891.88	313
\$	\$	\$	\$	\$	155,298.66	\$	\$	\$	155,298.66	314
\$	\$	\$	\$ 675,891.88	\$	\$ 155,298.66	\$	\$	\$	\$ 831,190.54	315
\$	\$ 77.21	\$ 77.21	\$	\$	\$	\$	\$	\$	\$	316
\$	\$	\$	\$	\$	\$	\$	1,722.79	\$	1,722.79	317
\$	\$ 77.21	\$ 77.21	\$	\$	\$	\$	\$ 1,722.79	\$	\$ 1,722.79	318
\$	\$ 77.21	\$ 77.21	\$ 675,891.88	\$	\$ 155,298.66	\$	\$	\$ 1,722.79	\$ 832,913.33	319
\$	\$	\$ 28.60	\$	\$	\$	\$	\$	\$	\$	320
1,126.48	\$	1,126.48	\$	\$	\$	\$	\$	\$	\$	321
\$	\$	\$	\$	\$	12,776.97	\$	\$	\$	12,776.97	322
\$ 1,126.48	\$	\$ 1,155.08	\$	\$	\$ 12,776.97	\$	\$	\$	\$ 12,776.97	323
\$ 1,753.24	\$	\$ 1,753.24	\$	\$	\$	\$	\$	\$	\$	324
\$	\$	\$	\$	\$	9,763.56	\$	\$	\$	9,763.56	325
\$	\$	\$	\$	\$	\$	\$	958.80	\$	958.80	326
\$ 1,753.24	\$	\$ 1,753.24	\$	\$	\$ 9,763.56	\$	\$ 958.80	\$	\$ 10,722.36	327
\$ 4,135.75	\$	\$ 4,135.75	\$	\$	\$	\$	\$	\$	\$	328
\$	\$	\$	\$	\$	46,876.50	\$	\$	\$	46,876.50	329
\$ 4,135.75	\$	\$ 4,135.75	\$	\$	\$ 46,876.50	\$	\$	\$	\$ 46,876.50	330
\$	\$	\$ 208.00	\$	\$	\$	\$	\$	\$	\$	331
\$	\$	136.00	\$	\$	\$	\$	\$	\$	\$	332
1,003.22	\$	1,003.22	\$	\$	\$	\$	\$	\$	\$	333
\$	\$	\$	\$	\$	16,653.56	\$	\$	\$	16,653.56	334
\$ 1,003.22	\$	\$ 1,347.22	\$	\$	\$ 16,653.56	\$	\$	\$	\$ 16,653.56	335
\$ 13,561.92	\$	\$ 13,561.92	\$	\$	\$	\$	\$	\$	\$	336
\$	\$	259.13	\$	\$	\$	\$	\$	\$	\$	337
\$	\$	\$	\$	\$	53,335.14	\$	\$	\$	53,335.14	338
\$	\$	\$	\$	\$	\$	\$	5,200.03	\$	5,200.03	339
\$	\$	\$	\$	\$	\$	\$	339.50	\$	339.50	340
31,636.22	\$	31,636.22	\$	\$	\$	\$	\$	\$	\$	341
\$	\$	\$	\$	\$	43,028.69	\$	\$	\$	43,028.69	342
\$	\$	\$	\$	\$	\$	\$	36,243.29	\$	36,243.29	343
\$ 45,198.14	\$	\$ 45,457.27	\$	\$	\$ 96,363.83	\$	\$ 41,782.82	\$	\$ 138,146.65	344
\$ 66,822.38	\$	\$ 66,822.38	\$	\$	\$	\$	\$	\$	\$	345
\$	1,137.52	1,137.52	\$	\$	\$	\$	\$	\$	\$	346
\$	\$	\$	\$	\$	62,739.69	\$	\$	\$	62,739.69	347
13,930.39	\$	13,930.39	\$	\$	\$	\$	\$	\$	\$	348
\$	\$	\$	\$	\$	71,980.24	\$	\$	\$	71,980.24	349
\$	\$	\$	\$	\$	\$	\$	93,337.63	\$	93,337.63	350
\$	\$	\$	\$	\$	37.44	\$	\$	\$	37.44	351
\$ 80,752.77	\$ 1,137.52	\$ 81,890.29	\$	\$	\$ 134,757.37	\$	\$ 93,337.63	\$	\$ 228,095.00	352
\$	\$	\$ 75.00	\$	\$	\$	\$	\$	\$	\$	353
\$	\$	975.00	\$	\$	\$	\$	\$	\$	\$	354
2,981.76	\$	2,981.76	\$	\$	\$	\$	\$	\$	\$	355
\$	\$	60,697.78	\$	\$	\$	\$	\$	\$	\$	356
\$	\$	\$	\$	\$	47,435.15	\$	\$	\$	47,435.15	357

RECEIPTS BY FUND, DEPARTMENT AND SOURCE

Line No.	Fund No.	Dept. and Div. No.	Entry and Source No.	SOURCE	Total Receipts	DIRECT REVENUE				
						FROM STATE TAXATION			AIDS AND	
						Fees	Licenses	Taxes	U.S. Government	Counties and Cities
GENERAL REVENUE FUND (Continued)										
HEALTH AND REHABILITATIVE SERVICES, DEPARTMENT OF (Continued)										
Division of Retardation Services: (Continued)										
Institutions—										
358	1	596	200004	Miscellaneous Revenue	\$ 12,794.16	\$	\$	\$	\$	\$
359	1	596	200018	Refunds	45,036.11					
360	1	596	200019	Perquisites	12,983.45					
361	1	596	200029	Sale of Surplus Property	5,590.22					
362	1	596	220018	Refunds	509.28					
363	1	596	240018	Refunds	37.44					
364				Total Division of Retardation Services	\$ 189,115.35	\$ 75.00	\$ 975.00	\$	\$	\$
Division of Vocational Rehabilitative Services:										
365	1	597	000001	Fees	\$ 9.80	\$ 9.80	\$	\$	\$	\$
366	1	597	000004	Miscellaneous Revenue	355.57					
367	1	597	000018	Refunds	44,297.74					
368	1	597	100018	Refunds	81.61					
369				Total Division of Vocational Rehabilitative Services	\$ 44,744.72	\$ 9.80	\$	\$	\$	\$
Division of Social and Economic Services:										
370	1	598	000001	Fees	\$ 110.10	\$ 110.00	\$	\$	\$	\$
371	1	598	000002	Licenses	45.00		45.00			
372	1	598	000004	Miscellaneous Revenue	72,125.06					
373	1	598	000018	Refunds	30,828,273.61					
374	1	598	000019	Perquisites	90.00					
375				Total Division of Social and Economic Services	\$ 30,900,643.77	\$ 110.10	\$ 45.00	\$	\$	\$
Division of Health Services:										
376	1	599	000004	Miscellaneous Revenue	\$ 146.60	\$	\$	\$	\$	\$
377	1	599	000018	Refunds	6,467.84					
378	1	599	000023	Repayment of Loans	7,562.50					
Tuberculosis-Hospital—										
379	1	599	200018	Refunds	5,053.46					
380	1	599	200019	Perquisites	4,604.18					
381	1	599	200025	Other—Non-Operating Receipts	4.61					
382				Total Division of Health Services	\$ 23,839.19	\$	\$	\$	\$	\$
Office of Secretary:										
383	1	600	010004	Miscellaneous	\$ 20.00	\$	\$	\$	\$	\$
384	1	600	010018	Refunds	1,541.70					
385				Total Office of Secretary	\$ 1,561.70	\$	\$	\$	\$	\$
Office of the Assistant Secretary for Administrative Services:										
386	1	601	010015	Transfers	\$ 81.41	\$	\$	\$	\$	\$
387	1	601	010018	Refunds	2,747.74					
388				Total Office of the Assistant Secretary for Administrative Services	\$ 2,829.15	\$	\$	\$	\$	\$
Office of Assistant Secretary for Programs:										
389	1	602	010018	Refunds	\$ 3,570.91	\$	\$	\$	\$	\$
390				Total Office of Assistant Secretary for Programs	\$ 3,570.91	\$	\$	\$	\$	\$
Office of the Assistant Secretary for Operations:										
391	1	603	010001	Fees	\$ 690,845.20	\$ 690,845.20	\$	\$	\$	\$
392	1	603	010002	Licenses	410,674.20		410,674.20			
393	1	603	010004	Miscellaneous Revenue	32.00					
394	1	603	010015	Transfers	19,277.89					
395	1	603	010018	Refunds	4,498.97					
396				Total Office of the Assistant Secretary for Operations	\$ 1,125,328.26	\$ 690,845.20	\$ 410,674.20	\$	\$	\$
397				TOTAL DEPARTMENT OF HEALTH AND REHABILITATIVE SERVICES	\$ 32,880,642.94	\$ 691,276.70	\$ 411,830.20	\$	\$	\$ 259.13
PUBLIC SERVICE COMMISSION										
398	1	610	010004	Miscellaneous Revenue	\$ 440.67	\$	\$	\$	\$	\$
399	1	610	010015	Transfers	8,520.49					
400	1	610	010016	Distributions—Transfers Required by Law	111,726.16					
401				TOTAL PUBLIC SERVICE COMMISSION	\$ 120,687.32	\$	\$	\$	\$	\$

RECEIPTS BY FUND, DEPARTMENT AND SOURCE

DONATIONS	OTHER DIRECT REVENUE		Total Direct Revenue	NON-OPERATING RECEIPTS						Total Non-Operating Receipts	Line No.
	Other	Miscellaneous		Interest	Service Charges to General Revenue	Transfers	Refunds	Sale of Investments	Sale of Revenue Certificates		
	\$ 12,794.16		\$ 12,794.16								358
						45,036.11				45,036.11	359
									12,983.45	12,983.45	360
									5,590.22	5,590.22	361
						509.28				509.28	362
						37.44				37.44	363
\$ 60,697.78	\$ 15,775.92		\$ 77,523.70			\$ 93,017.98			\$ 18,573.67	\$ 111,591.65	364
				9.80							365
	355.57		355.57								366
						44,297.74				44,297.74	367
						81.61				81.61	368
\$ 355.57			\$ 365.37			\$ 44,379.35				\$ 44,379.35	369
				110.10							370
				45.00							371
	72,125.06		72,125.06								372
						30,828,273.61				30,828,273.61	373
									90.00	90.00	374
\$ 72,125.06			\$ 72,280.16			\$ 30,828,273.61			\$ 90.00	\$ 30,828,363.61	375
	146.60		146.60								376
						6,467.84				6,467.84	377
									7,562.50	7,562.50	378
						5,053.46				5,053.46	379
									4,604.18	4,604.18	380
									4.61	4.61	381
\$ 146.60			\$ 146.60			\$ 11,521.30			\$ 12,171.29	\$ 23,692.59	382
	20.00		20.00								383
						1,541.70				1,541.70	384
\$ 20.00			\$ 20.00			\$ 1,541.70				\$ 1,541.70	385
						81.41				81.41	386
						2,747.74				2,747.74	387
						81.41				2,829.15	388
						3,570.91				3,570.91	389
						3,570.91				3,570.91	390
				690,845.20							391
				410,674.20							392
	32.00		32.00								393
						19,277.89				19,277.89	394
						4,498.97				4,498.97	395
\$ 32.00			\$ 1,101,551.40			\$ 19,277.89	\$ 4,498.97			\$ 23,776.86	396
\$ 60,697.78	\$ 222,424.75	\$ 1,137.52	\$ 1,387,626.08			\$ 19,359.30	\$ 31,306,743.35		\$ 166,914.21	\$ 31,493,016.86	397
	440.67		440.67								398
						8,520.49				8,520.49	399
						111,726.16				111,726.16	400
\$ 440.67			\$ 440.67			\$ 120,246.65				\$ 120,246.65	401

RECEIPTS BY FUND, DEPARTMENT AND SOURCE

Line No.	Fund No.	Dept. and Div. No.	Entity and Source No.	SOURCE	Total Receipts	DIRECT REVENUE					
						FROM STATE TAXATION			AIDS AND		
						Fees	Licenses	Taxes	U.S. Government	Counties and Cities	
GENERAL REVENUE FUND (Continued)											
MILITARY AFFAIRS, DEPARTMENT OF											
402	1	620	010004	Miscellaneous Revenue	\$ 492.96	\$	\$	\$	\$	\$	
403	1	620	010018	Refunds	1,882.53						
404				TOTAL DEPARTMENT OF MILITARY AFFAIRS	\$ 2,375.49	\$	\$	\$	\$	\$	
COMMISSION ON ETHICS											
405	1	640	010004	Miscellaneous Revenue	\$ 365.00	\$	\$	\$	\$	\$	
406	1	640	010018	Refunds	17.05						
407	1	640	010040	Other Non-Operating Receipts	2,476.06						
408				TOTAL COMMISSION ON ETHICS	\$ 2,878.11	\$	\$	\$	\$	\$	
CORRECTIONS, DEPARTMENT OF											
700-705											
700											
Office of the Secretary and Office of Management and Budget:											
409	1	700	000018	Refunds General Office—	\$ 3,909,414.14	\$	\$	\$	\$	\$	
410	1	700	010018	Refunds	32,493.05						
411	1	700	090019	Perquisites	264.73						
412				Total Office of the Secretary and Office of Management and Budget	\$ 3,942,171.92	\$	\$	\$	\$	\$	
Office of the Assistant Secretary for Programs:											
413	1	701	010018	Refunds	\$ 558.40	\$	\$	\$	\$	\$	
414				Total Office of the Assistant Secretary Programs	\$ 558.40	\$	\$	\$	\$	\$	
Office of the Assistant Secretary for Operations and Regional Administration:											
415	1	702	000018	Refunds	\$ 233.60	\$	\$	\$	\$	\$	
416	1	702	010018	Region 1—	392.66						
417	1	702	020018	Region 2—	329.61						
418	1	702	040018	Region 4—	1,043.21						
419	1	702	060018	Central Office—	68.26						
420				Total Office of the Assistant Secretary for Operations and Regional Administration	\$ 2,067.34	\$	\$	\$	\$	\$	
703											
Major Institutions:											
Apalachee Correction Institution—											
421	1	703	020018	Refunds	\$ 692.74	\$	\$	\$	\$	\$	
422	1	703	020019	Perquisites	21,855.81						
Avon Park Correctional Institution—											
423	1	703	030018	Refunds	16,523.49						
424	1	703	030019	Perquisites	20,609.50						
Florida Correctional Institution—											
425	1	703	040018	Refunds	672.52						
426	1	703	040019	Perquisites	3,765.75						
Florida State Prison—											
427	1	703	050018	Refunds	14,093.63						
428	1	703	050019	Perquisites	34,616.25						
Glades Correctional Institution—											
429	1	703	060018	Refunds	1,294.98						
430	1	703	060019	Perquisites	24,203.96						
Sumter Correctional Institution—											
431	1	703	070018	Refunds	890.57						
432	1	703	070019	Perquisites	17,263.75						
Desoto Correctional Institution—											
433	1	703	080018	Refunds	452.32						
434	1	703	080019	Perquisites	6,896.35						
Reception and Medical Center—											
435	1	703	090018	Refunds	4,514.95						
436	1	703	090019	Perquisites	18,206.73						
Brevard Correctional Institution—											
437	1	703	100018	Refunds	1,264.15						
438	1	703	100019	Perquisites	7,023.50						
Manion Correctional Institution—											
439	1	703	110018	Refunds	841.36						
440	1	703	110019	Perquisites	276.00						
Lawley Correctional Institution—											
441	1	703	120018	Refunds	28,522.71						
442	1	703	120019	Perquisites	1,097.75						
Union Correctional Institution—											
443	1	703	130018	Refunds	56,446.06						
444	1	703	130019	Perquisites	45,190.42						
Zephyrhills Correctional Institution—											
445	1	703	140018	Refunds	206.95						

RECEIPTS BY FUND, DEPARTMENT AND SOURCE

DONATIONS	OTHER DIRECT REVENUE			NON-OPERATING RECEIPTS						Total Non-Operating Receipts	Line No.	
	Other	Miscellaneous	Interest	Total Direct Revenue	Service Charges to General Revenue	Transfers	Refunds	Sale of Investments	Sale of Revenue Certificates			Other Non-Operating Receipts
	\$	492.96	\$	492.96								402
							1,882.53				1,882.53	403
	\$	492.96	\$	492.96			1,882.53				1,882.53	404
	\$	385.00	\$	385.00								405
							17.05				17.05	406
									2,476.06		2,476.06	407
	\$	385.00	\$	385.00			17.05		2,476.06		2,493.11	408
	\$		\$				3,909,414.14				3,909,414.14	409
							32,493.05				32,493.05	410
									264.73		264.73	411
	\$		\$				3,941,907.19		264.73		3,942,171.92	412
	\$		\$				558.40				558.40	413
	\$		\$				558.40				558.40	414
	\$		\$				233.60				233.60	415
							392.66				392.66	416
							329.61				329.61	417
							1,043.21				1,043.21	418
							68.26				68.26	419
	\$		\$				2,067.34				2,067.34	420
	\$		\$				692.74				692.74	421
									21,855.81		21,855.81	422
							16,523.49				16,523.49	423
									20,609.50		20,609.50	424
							672.52				672.52	425
									3,765.75		3,765.75	426
							14,093.63				14,093.63	427
									34,616.25		34,616.25	428
							1,294.98				1,294.98	429
									24,203.96		24,203.96	430
							890.57				890.57	431
									17,263.75		17,263.75	432
							452.32				452.32	433
									6,896.35		6,896.35	434
							4,514.95				4,514.95	435
									18,206.73		18,206.73	436
							1,264.15				1,264.15	437
									7,023.50		7,023.50	438
							841.36				841.36	439
									276.00		276.00	440
							28,522.71				28,522.71	441
									1,097.75		1,097.75	442
							56,446.06				56,446.06	443
									45,190.42		45,190.42	444
							206.95				206.95	445

RECEIPTS BY FUND, DEPARTMENT AND SOURCE

Line No.	Fund No.	Dept. and Div. No.	Entity and Source No.	SOURCE	Total Receipts	DIRECT REVENUE					
						FROM STATE TAXATION			AIDS AND		
						Fees	Licenses	Taxes	U.S. Government	Counties and Cities	
GENERAL REVENUE FUND (Continued)											
CORRECTIONS, DEPARTMENT OF (Continued)											
		700-705									
		703									
				Major Institutions: (Continued)							
				Cross City Correctional Institution—							
446	1	703	150018	Refunds	\$ 52.50	\$	\$	\$	\$	\$	\$
447	1	703	150019	Perquisites	13,848.14						
				River Junction Correctional Institutional—							
448	1	703	160018	Refunds	199.30						
				Lantana Correctional Institutions—							
449	1	703	170018	Refunds	193.60						
				Hendry County Correctional Institution—							
450	1	703	180004	Miscellaneous Revenue	115.00						
451	1	703	180018	Refunds	872.19						
452	1	703	180019	Perquisites	5,086.75						
				Dade Correctional Institution—							
453	1	703	190018	Refunds	808.06						
454	1	703	190019	Perquisites	2,930.41						
				Lake Correctional Institution—							
455	1	703	200018	Refunds	746.80						
456	1	703	200019	Perquisites	536.00						
				Broward Correctional Institution—							
457	1	703	210018	Refunds	2,849.92						
458	1	703	210019	Perquisites	32.50						
				Hillsborough Correctional Institution—							
459	1	703	220018	Refunds	70.00						
460	1	703	220019	Perquisites	563.00						
				Indian River Correctional Institution—							
461	1	703	230018	Refunds	1,078.75						
462	1	703	230019	Perquisites	516.00						
				Lancaster Correctional Institution—							
463	1	703	240019	Perquisites	4,126.86						
				Polk Correctional Institution—							
464	1	703	250018	Refunds	816.68						
465	1	703	250019	Perquisites	394.00						
				Baker Correctional Institution—							
466	1	703	260018	Refunds	857.23						
467	1	703	260019	Perquisites	330.00						
468				Total Major Institutions	\$ 364,447.89	\$	\$	\$	\$	\$	\$
		704		Community Facilities and Road Prisons:							
				Regional Control—							
469	1	704	000018	Refunds	\$ 2,724,314.80	\$	\$	\$	\$	\$	\$
				Region I—							
470	1	704	010018	Refunds	4,537.01						
471	1	704	010019	Perquisites	108.00						
				Region II—							
472	1	704	020018	Refunds	425.24						
473	1	704	020019	Perquisites	596.00						
474	1	704	020040	Other Non-Operating	1,185.60						
				Region III—							
475	1	704	030018	Refunds	334.72						
476	1	704	030019	Perquisites	318.50						
				Region IV—							
477	1	704	040018	Refunds	985.13						
478	1	704	040019	Perquisites	43.25						
				Region V—							
479	1	704	050018	Refunds	1,974.49						
480	1	704	050019	Perquisites	108.00						
481	1	704	130018	Refunds	115.74						
482				Total Community Facilities and Road Prisons	\$ 2,735,046.48	\$	\$	\$	\$	\$	\$
		705		Probation and Parole Commission:							
				Region I—							
483	1	705	010018	Refunds	\$ 943.90	\$	\$	\$	\$	\$	\$
				Region II—							
484	1	705	020018	Refunds	4,836.78						
				Region III—							
485	1	705	030018	Refunds	80.84						
				Region IV—							
486	1	705	040018	Refunds	1,704.75						
				Region V—							
487	1	705	050018	Refunds	28.24						
488				Total Probation and Parole Commission	\$ 7,594.49	\$	\$	\$	\$	\$	\$
489				TOTAL DEPARTMENT OF CORRECTIONS	\$ 7,051,886.52	\$	\$	\$	\$	\$	\$

RECEIPTS BY FUND, DEPARTMENT AND SOURCE

DONATIONS	OTHER DIRECT REVENUE		Total Direct Revenue	NON-OPERATING RECEIPTS						Total Non-Operating Receipts	Line No.
	Other	Miscellaneous		Interest	Service Charges to General Revenue	Transfers	Refunds	Sale of Investments	Sale of Revenue Certificates		
						\$ 52.50				\$ 52.50	446
									13,848.14	13,848.14	447
						199.30				199.30	448
						193.60				193.60	449
		115.00	115.00								450
						872.19				872.19	451
									5,086.75	5,086.75	452
						808.06				808.06	453
									2,930.41	2,930.41	454
						746.80				746.80	455
									536.00	536.00	456
						2,849.92				2,849.92	457
									32.50	32.50	458
						70.00				70.00	459
									563.00	563.00	460
						1,078.75				1,078.75	461
									516.00	516.00	462
									4,126.86	4,126.86	463
						816.68				816.68	464
									394.00	394.00	465
						857.23				857.23	466
									330.00	330.00	467
\$	\$ 115.00	\$	\$ 115.00	\$	\$	\$ 134,961.46	\$	\$	\$ 229,371.43	\$ 364,332.89	468
\$	\$	\$	\$	\$	\$	\$ 2,724,314.80	\$	\$	\$	\$ 2,724,314.80	469
						4,537.01				4,537.01	470
									108.00	108.00	471
						425.24				425.24	472
									596.00	596.00	473
									1,185.60	1,185.60	474
						334.72				334.72	475
									318.50	318.50	476
						985.13				985.13	477
									43.25	43.25	478
						1,974.49				1,974.49	479
									108.00	108.00	480
						115.74				115.74	481
\$	\$	\$	\$	\$	\$	\$ 2,732,687.13	\$	\$	\$ 2,359.35	\$ 2,735,046.48	482
\$	\$	\$	\$	\$	\$	\$ 943.90	\$	\$	\$	\$ 943.90	483
						4,836.76				4,836.76	484
						80.84				80.84	485
						1,704.75				1,704.75	486
						28.24				28.24	487
\$	\$	\$	\$	\$	\$	\$ 7,594.49	\$	\$	\$	\$ 7,594.49	488
\$	\$ 115.00	\$	\$ 115.00	\$	\$	\$ 6,819,776.01	\$	\$	\$ 231,995.51	\$ 7,051,771.52	489

RECEIPTS BY FUND, DEPARTMENT AND SOURCE

Line No.	Fund No.	Dept. and Div. No.	Entity and Source No.	SOURCE	Total Receipts	DIRECT REVENUE				
						FROM STATE TAXATION			AIDS AND	
						Fees	Licenses	Taxes	U.S. Government	Counties and Cities
GENERAL REVENUE FUND (Continued)										
710-714 710 LAW ENFORCEMENT, DEPARTMENT OF Office of Executive Director and Division of Staff Services:										
490	1	710	010018	Refunds	\$ 17,991.67	\$	\$	\$	\$	\$
Total Office of Executive Director and Division of Staff Services					\$ 17,991.67	\$	\$	\$	\$	\$
712 Division of Criminal Investigations:										
492	1	712	010018	Refunds	\$ 14,079.03	\$	\$	\$	\$	\$
Total Division of Criminal Investigations					\$ 14,079.03	\$	\$	\$	\$	\$
713 Division of Standards and Training:										
494	1	713	010018	Refunds	\$ 105.10	\$	\$	\$	\$	\$
Total Division of Standards and Training					\$ 105.10	\$	\$	\$	\$	\$
714 Division of Criminal Justice Information System:										
496	1	714	010015	Transfers	\$ 627,178.59	\$	\$	\$	\$	\$
497	1	714	010018	Refunds	1,925.18	\$	\$	\$	\$	\$
Total Division of Criminal Justice Information System					\$ 629,103.77	\$	\$	\$	\$	\$
TOTAL DEPARTMENT OF LAW ENFORCEMENT					\$ 661,279.57	\$	\$	\$	\$	\$
720-729 720 GENERAL SERVICES, DEPARTMENT OF Office of the Executive Directors and Division of Administration:										
500	1	720	010004	Miscellaneous Revenue	\$ 788.97	\$	\$	\$	\$	\$
501	1	720	010018	Refunds	16.72	\$	\$	\$	\$	\$
Total Office of the Executive Director and Division of Administration					\$ 807.69	\$	\$	\$	\$	\$
721 Division of Security:										
503	1	721	010004	Miscellaneous Revenue	\$ 563.11	\$	\$	\$	\$	\$
504	1	721	010018	Refunds	16.72	\$	\$	\$	\$	\$
Total Division of Security					\$ 581.83	\$	\$	\$	\$	\$
722 Division of Purchasing:										
506	1	722	010004	Miscellaneous Revenue	\$ 3,700.52	\$	\$	\$	\$	\$
Total Division of Purchasing					\$ 3,700.52	\$	\$	\$	\$	\$
723 Division of Electronic Data Processing:										
508	1	723	010004	Miscellaneous Revenue	\$ 1,220.30	\$	\$	\$	\$	\$
509	1	723	010018	Refunds	9.36	\$	\$	\$	\$	\$
Total Division of Electronic Data Processing					\$ 1,229.66	\$	\$	\$	\$	\$
724 Division of Building Construction and Property Management—Operating:										
511	1	724	010004	Miscellaneous Revenue	\$ 5.60	\$	\$	\$	\$	\$
Total Division of Building Construction and Property Management—Operating					\$ 5.60	\$	\$	\$	\$	\$
725 Division of Building Construction and Property Management—Fixed Capital Outlay:										
513	1	725	620004	Miscellaneous Revenue	\$ 4,748.41	\$	\$	\$	\$	\$
514	1	725	770018	Refunds	449.08	\$	\$	\$	\$	\$
Total Division of Building Construction and Property Management—Fixed Capital Outlay					\$ 5,197.49	\$	\$	\$	\$	\$
729 Division of Communication:										
516	1	729	010004	Miscellaneous Revenue	\$ 146.41	\$	\$	\$	\$	\$
517	1	729	010018	Refunds	3,277.01	\$	\$	\$	\$	\$
Total Division of Communication					\$ 3,423.42	\$	\$	\$	\$	\$
TOTAL DEPARTMENT OF GENERAL SERVICES					\$ 14,946.21	\$	\$	\$	\$	\$
730-736 730 REVENUE, DEPARTMENT OF Office of the Executive Director and Division of Administration:										
520	1	730	010015	Transfers	\$ 13,729,981.07	\$	\$	\$	\$	\$

RECEIPTS BY FUND, DEPARTMENT AND SOURCE

DONATIONS	OTHER DIRECT REVENUE		Total Direct Revenue	NON-OPERATING RECEIPTS						Total Non-Operating Receipts	Line No.
	Other	Miscellaneous		Interest	Service Charges to General Revenue	Transfers	Refunds	Sale of Investments	Sale of Revenue Certificates		
	\$	\$	\$	\$	\$	\$ 17,991.67	\$	\$	\$	\$ 17,991.67	490
	\$	\$	\$	\$	\$	\$ 17,991.67	\$	\$	\$	\$ 17,991.67	491
	\$	\$	\$	\$	\$	\$ 14,079.03	\$	\$	\$	\$ 14,079.03	492
	\$	\$	\$	\$	\$	\$ 14,079.03	\$	\$	\$	\$ 14,079.03	493
	\$	\$	\$	\$	\$	\$ 105.10	\$	\$	\$	\$ 105.10	494
	\$	\$	\$	\$	\$	\$ 105.10	\$	\$	\$	\$ 105.10	495
	\$	\$	\$	\$	\$ 627,178.59	\$	\$	\$	\$	\$ 627,178.59	496
						1,925.18				1,925.18	497
	\$	\$	\$	\$	\$ 627,178.59	\$ 1,925.18	\$	\$	\$	\$ 629,103.77	498
	\$	\$	\$	\$	\$ 627,178.59	\$ 34,100.98	\$	\$	\$	\$ 661,279.57	499
	\$ 788.97	\$	\$ 788.97	\$	\$	\$	\$	\$	\$	\$	500
						18.72				18.72	501
	\$ 788.97	\$	\$ 788.97	\$	\$	\$ 18.72	\$	\$	\$	\$ 18.72	502
	\$ 563.11	\$	\$ 563.11	\$	\$	\$	\$	\$	\$	\$	503
						18.72				18.72	504
	\$ 563.11	\$	\$ 563.11	\$	\$	\$ 18.72	\$	\$	\$	\$ 18.72	505
	\$ 3,700.52	\$	\$ 3,700.52	\$	\$	\$	\$	\$	\$	\$	506
	\$ 3,700.52	\$	\$ 3,700.52	\$	\$	\$	\$	\$	\$	\$	507
	\$ 1,220.30	\$	\$ 1,220.30	\$	\$	\$	\$	\$	\$	\$	508
						9.36				9.36	509
	\$ 1,220.30	\$	\$ 1,220.30	\$	\$	\$ 9.36	\$	\$	\$	\$ 9.36	510
	\$ 5.60	\$	\$ 5.60	\$	\$	\$	\$	\$	\$	\$	511
	\$ 5.60	\$	\$ 5.60	\$	\$	\$	\$	\$	\$	\$	512
	\$ 4,748.41	\$	\$ 4,748.41	\$	\$	\$	\$	\$	\$	\$	513
						449.08				449.08	514
	\$ 4,748.41	\$	\$ 4,748.41	\$	\$	\$ 449.08	\$	\$	\$	\$ 449.08	515
	\$ 146.41	\$	\$ 146.41	\$	\$	\$	\$	\$	\$	\$	516
						3,277.01				3,277.01	517
	\$ 146.41	\$	\$ 146.41	\$	\$	\$ 3,277.01	\$	\$	\$	\$ 3,277.01	518
	\$ 11,173.32	\$	\$ 11,173.32	\$	\$	\$ 3,772.89	\$	\$	\$	\$ 3,772.89	519
	\$	\$	\$	\$	\$ 13,729,961.07	\$	\$	\$	\$	\$ 13,729,961.07	520

RECEIPTS BY FUND, DEPARTMENT AND SOURCE

Line No.	Fund No.	Dept. and Div. No.	Entity and Source No.	SOURCE	Total Receipts	DIRECT REVENUE				
						FROM STATE TAXATION			AIDS AND	
						Fees	Licenses	Taxes	U.S. Government	Counties and Cities
GENERAL REVENUE FUND (Continued)										
REVENUE, DEPARTMENT OF (Continued)										
Office of the Executive Director and Division of Administration: (Continued)										
521	1	730	010018	Refunds	\$ 436.68	\$	\$	\$	\$	\$
522				Total Office of the Executive Director and Division of Administration	\$ 13,730,417.75	\$	\$	\$	\$	\$
Division of Sales and Use Tax:										
523	1	734	010003	Taxes	\$ 194.52	\$	\$	\$ 194.52	\$	\$
524				Total Division of Sales and Use Tax	\$ 194.52	\$	\$	\$ 194.52	\$	\$
Division of Audits:										
525	1	735	010018	Refunds	\$ 142.27	\$	\$	\$	\$	\$
526	1	735	010029	Sale of Surplus Property	25.80	\$	\$	\$	\$	\$
527				Total Division of Audits	\$ 168.07	\$	\$	\$	\$	\$
Division of Collection and Enforcement:										
528	1	736	010001	Fees—Sales and Use Tax Registration	\$ 334,224.00	\$ 334,224.00	\$	\$	\$	\$
529	1	736	010002	Licenses—Special Motor Fuel	2,140.00		2,140.00			
530	1	736	010102	Licenses—Gasoline Dealers Distributors	190.00		190.00			
531	1	736	010202	Licenses—Gasoline Dealers	50,560.00		50,560.00			
532	1	736	010003	Taxes—Sales and Use Tax	2,252,113,697.85			2,252,113,697.85		
533	1	736	010103	Taxes—Corporate Income Tax	371,404,856.41			371,404,856.41		
534	1	736	010203	Taxes—Estate Tax	69,910,066.70			69,910,066.70		
535	1	736	010303	Taxes—Documentary Tax	37,910,121.97			37,910,121.97		
536	1	736	010004	Miscellaneous Revenue	17.50					
537	1	736	010116	Service Charge to General Revenue Section 215.22—Gas Tax	8,147,847.93					
538	1	736	010216	Distribution—Transfers Required by Law—Oil and Gas Tax	22,348,319.64					
539	1	736	010316	Distribution—Transfers Required by Law—Severance of Minerals Tax	22,520,219.00					
540	1	736	010716	Distribution—Transfers Required by Law—2% Premium Tax	60,000,000.00					
541	1	736	010018	Distribution—Transfers Required by Law—Documentary Stamp Tax	106,396,344.12					
542	1	736	010018	Refunds	677.95					
543				Total Division of Collection and Enforcement	\$ 2,951,139,283.07	\$ 334,224.00	\$ 52,890.00	\$ 2,731,338,742.93	\$	\$
544				TOTAL DEPARTMENT OF REVENUE	\$ 2,964,870,063.41	\$ 334,224.00	\$ 52,890.00	\$ 2,731,338,937.45	\$	\$
NATURAL RESOURCES, DEPARTMENT OF										
Office of Executive Director and Division of Administrative Services:										
545	1	740	010001	Fees—Oil Account	\$ 3,170.00	\$ 3,170.00	\$	\$	\$	\$
546	1	740	010002	Licenses	37,845.00		37,845.00			
547	1	740	010004	Miscellaneous Revenue	12,071.43					
548	1	740	010013	Service Charge to General Revenue Section 215.22—Motor Boat Fund	130,366.13					
549	1	740	010015	Transfers	5,845.49					
550	1	740	010018	Refunds	5,572.00					
551	1	740	010021	Land Sales or Leases	5,452.27					
552				Total Office of Executive Director and Division of Administrative Services	\$ 200,322.32	\$ 3,170.00	\$ 37,845.00	\$	\$	\$
Division of State Lands:										
553	1	741	010001	Fees	\$ 70,144.10	\$ 70,144.10	\$	\$	\$	\$
554	1	741	010004	Miscellaneous Revenue	10,098.85					
555	1	741	010016	Transfers Required by Law	35,997,337.72					
556	1	741	010018	Refunds	417.12					
557	1	741	010021	Land Sale or Leases	375,309.59					
558				Total Division of State Lands	\$ 36,453,307.36	\$ 70,144.10	\$	\$	\$	\$
Division of Marine Resources:										
559	1	742	010004	Miscellaneous Revenue	\$ 5,308.60	\$	\$	\$	\$	\$
560	1	742	010015	Transfers	3,473.00					
561	1	742	010018	Refunds	2,430.46					
562				Total Division of Marine Resources	\$ 11,212.06	\$	\$	\$	\$	\$
Division of Recreation and Parks:										
563	1	745	010004	Miscellaneous Revenue	\$ 111.26	\$	\$	\$	\$	\$
564	1	745	010015	Transfers	53.57					
565				Total Division of Recreation and Parks	\$ 164.83	\$	\$	\$	\$	\$

RECEIPTS BY FUND, DEPARTMENT AND SOURCE

DONATIONS	OTHER DIRECT REVENUE		Total Direct Revenue	NON-OPERATING RECEIPTS						Total Non-Operating Receipts	Line No.
	Other	Miscellaneous		Interest	Service Charges to General Revenue	Transfers	Refunds	Sale of Investments	Sale of Revenue Certificates		
						\$ 436.68				\$ 436.68	521
					\$ 13,729,981.07	\$ 436.68				\$ 13,730,417.75	522
			\$ 194.52								523
			\$ 194.52								524
						\$ 142.27				\$ 142.27	525
									\$ 25.80	\$ 25.80	526
						\$ 142.27			\$ 25.80	\$ 168.07	527
			\$ 334,224.00								528
			2,140.00								529
			190.00								530
			50,560.00								531
			2,252,113,697.85								532
			371,404,856.41								533
			69,910,066.70								534
			37,910,121.97								535
	17.50		17.50								536
				8,147,847.93						8,147,847.93	537
					22,348,319.64					22,348,319.64	538
					22,520,219.00					22,520,219.00	539
					60,000,000.00					60,000,000.00	540
					106,396,344.12					106,396,344.12	541
						677.95				677.95	542
	\$ 17.50		\$ 2,731,725,874.43	\$ 8,147,847.93	\$ 211,264,882.76	\$ 677.95				\$ 219,413,408.84	543
	\$ 17.50		\$ 2,731,726,068.95	\$ 8,147,847.93	\$ 224,994,863.83	\$ 1,256.90			\$ 25.80	\$ 233,143,994.46	544
			\$ 3,170.00								545
			37,845.00								546
	12,071.43		12,071.43								547
				130,366.13						130,366.13	548
					5,845.49					5,845.49	549
						5,572.00				5,572.00	550
								5,452.27		5,452.27	551
	\$ 12,071.43		\$ 53,086.43	\$ 130,366.13	\$ 5,845.49	\$ 5,572.00		\$ 5,452.27		\$ 147,235.89	552
			\$ 70,144.10								553
	10,098.85		10,098.85								554
					35,997,337.72					35,997,337.72	555
						417.12				417.12	556
								375,309.59		375,309.59	557
	\$ 10,098.85		\$ 80,242.95		\$ 35,997,337.72	\$ 417.12		\$ 375,309.59		\$ 36,373,064.43	558
			\$ 5,308.60								559
					3,473.00					3,473.00	560
						2,430.46				2,430.46	561
	\$ 5,308.60		\$ 5,308.60		\$ 3,473.00	\$ 2,430.46				\$ 5,903.46	562
			\$ 111.26								563
					53.57					53.57	564
	\$ 111.26		\$ 111.26		\$ 53.57					\$ 53.57	565

RECEIPTS BY FUND, DEPARTMENT AND SOURCE

Line No.	Fund No.	Dept. and Div. No.	Entity and Source No.	SOURCE	Total Receipts	DIRECT REVENUE					
						FROM STATE TAXATION			AIDS AND		
						Fees	Licenses	Taxes	U.S. Government	Counties and Cities	
GENERAL REVENUE FUND (Continued)											
740-747 NATURAL RESOURCES, DEPARTMENT OF (Continued)											
		746		Division of Law Enforcement:							
566	1	746	010002	Licenses	\$ 83,835.00	\$ 83,835.00					
567	1	746	010004	Miscellaneous Revenue	90,224.77						
568	1	746	010013	Service Charge to General Revenue Section 215.22	37,269.58						
569	1	746	010015	Transfers	890.00						
570	1	746	010018	Refunds	6,031.93						
571	1	746	010021	Land Sales or Leases	5,903.18						
572				Total Division of Law Enforcement	\$ 224,154.46	\$ 83,835.00					
747 Division of Resource Management:											
573	1	747	010001	Fees	\$ 25,581.00	\$ 25,581.00					
574	1	747	010004	Miscellaneous Revenue	6,946.58						
575	1	747	010015	Transfers	150.00						
576	1	747	010018	Refunds	2,120.91						
577	1	747	010021	Land Sales or Leases	65,167.77						
578				Total Division of Resource Management	\$ 99,966.26	\$ 25,581.00					
579				TOTAL DEPARTMENT OF NATURAL RESOURCES	\$ 36,989,127.31	\$ 98,895.10	\$ 121,680.00				
760-763 HIGHWAY SAFETY AND MOTOR VEHICLES, DEPARTMENT OF											
760 Office of Executive Director and Division of Administrative Services:											
580	1	760	010004	Miscellaneous Revenue	\$ 10,825.38						
581	1	760	010015	Transfers	980.48						
582	1	760	010018	Refunds	4,836.03						
583				Total Office of Executive Director and Division of Administrative Services	\$ 16,441.89						
761 Division of the Florida Highway Patrol:											
584	1	761	010004	Miscellaneous Revenue	\$ 547.99						
585	1	761	010018	Refunds	246,559.61						
586				Total Division of the Florida Highway Patrol	\$ 247,107.60						
762 Division of Drivers Licenses:											
587	1	762	010001	Driver Education Fees	\$ 3,953,398.72	\$ 3,953,398.72					
588	1	762	010101	Driver Examination Fees	9,264,496.11	9,264,496.11					
589	1	762	010002	Drivers License	11,119,394.38		11,119,394.38				
590	1	762	010102	Driver School Licenses	8,441.00		8,441.00				
591	1	762	010004	Miscellaneous Revenue	21,208.53						
592	1	762	010018	Refunds	2,857.56						
593	1			Total Division of Drivers Licenses	\$ 24,389,796.30	\$ 13,217,894.83	\$ 11,127,835.38				
763 Division of Motor Vehicles:											
594	1	763	010001	Fees—Auto Title and Lien	\$ 9,490,603.95	\$ 9,490,603.95					
595	1	763	010101	Fees—Mobile Home Seal	584,159.00	584,159.00					
596	1	763	010201	Fees—Mobile Home Inspection	9,140.68	9,140.68					
597	1	763	010301	Fees—Motor Vehicle Inspection	2,594,007.00	2,594,007.00					
598	1	763	010401	Fees	238,662.00	238,662.00					
599	1	763	010002	Licenses—Motor Vehicle	68,588,185.98		68,588,185.98				
600	1	763	010102	Licenses—Motor Vehicle Dealer	520,235.50		520,235.50				
601	1	763	010202	Licenses—Mobile Home	716,377.84		716,377.84				
602	1	763	010004	Miscellaneous Revenue	100,382.17						
603	1	763	010005	Interest from Tax Collectors for License Plate	268,294.20						
604	1	763	010018	Refunds	15,671.59						
605				Total Division of Motor Vehicles	\$ 83,125,719.91	\$ 12,916,572.63	\$ 69,824,799.32				
606				TOTAL DEPARTMENT OF HIGHWAYS SAFETY AND MOTOR VEHICLES	\$ 107,759,065.70	\$ 26,134,467.46	\$ 80,952,634.70				
770-774 GAME AND FRESH WATER FISH COMMISSION											
770 Division of Game and Fresh Water Fish Commission:											
607	1	770	010013	Service Charge to General Revenue Section 215.22	\$ 346,701.32						
608				TOTAL GAME AND FRESH WATER FISH COMMISSION	\$ 346,701.32						
780 PAROLE AND PROBATION COMMISSION											
609	1	780	010018	Refunds	\$ 942.54						
610				TOTAL PAROLE AND PROBATION COMMISSION	\$ 942.54						
800-819 INSURANCE, DEPARTMENT OF AND TREASURER											
800 Office of Treasurer and Division of Administrative Services:											
611	1	800	010213	Service Charge to General Revenue Section 215.22	\$ 1,618,693.52						

RECEIPTS BY FUND, DEPARTMENT AND SOURCE

DONATIONS	OTHER DIRECT REVENUE		Total Direct Revenue	NON-OPERATING RECEIPTS						Total Non-Operating Receipts	Line No.
	Other	Miscellaneous		Interest	Service Charges to General Revenue	Transfers	Refunds	Sale of Investments	Sale of Revenue Certificates		
			\$ 83,835.00								566
		\$ 90,224.77	\$ 90,224.77								567
				\$ 37,269.58						\$ 37,269.58	568
					\$ 890.00					\$ 890.00	569
						\$ 6,031.93				\$ 6,031.93	570
								\$ 5,903.18		\$ 5,903.18	571
	\$ 90,224.77		\$ 174,059.77	\$ 37,269.58	\$ 890.00	\$ 6,031.93			\$ 5,903.18	\$ 50,094.69	572
			\$ 25,581.00								573
	\$ 6,946.58		\$ 6,946.58								574
					\$ 150.00					\$ 150.00	575
						\$ 2,120.91				\$ 2,120.91	576
								\$ 65,167.77		\$ 65,167.77	577
	\$ 6,946.58		\$ 32,527.58		\$ 150.00	\$ 2,120.91			\$ 65,167.77	\$ 67,438.68	578
	\$ 124,761.49		\$ 345,336.59	\$ 167,635.71	\$ 36,007,749.78	\$ 16,572.42			\$ 451,832.81	\$ 36,643,790.72	579
			\$ 10,825.38								580
					\$ 980.48					\$ 980.48	581
						\$ 4,636.03				\$ 4,636.03	582
	\$ 10,825.38		\$ 10,825.38		\$ 980.48	\$ 4,636.03				\$ 5,616.51	583
			\$ 547.99								584
						\$ 246,559.61				\$ 246,559.61	585
	\$ 547.99		\$ 547.99			\$ 246,559.61				\$ 246,559.61	586
			\$ 3,953,398.72								587
			\$ 9,264,496.11								588
			\$ 11,119,394.38								589
			\$ 8,441.00								590
	\$ 21,208.53		\$ 21,208.53								591
						\$ 2,857.56				\$ 2,857.56	592
	\$ 21,208.53		\$ 24,366,938.74			\$ 2,857.56				\$ 2,857.56	593
			\$ 9,490,603.95								594
			\$ 584,159.00								595
			\$ 9,140.68								596
			\$ 2,594,007.00								597
			\$ 238,662.00								598
			\$ 68,588,185.98								599
			\$ 520,235.50								600
			\$ 718,377.84								601
	\$ 100,382.17		\$ 100,382.17								602
		\$ 268,294.20	\$ 268,294.20								603
						\$ 15,671.59				\$ 15,671.59	604
	\$ 100,382.17	\$ 268,294.20	\$ 83,110,048.32			\$ 15,671.59				\$ 15,671.59	605
	\$ 132,964.07	\$ 268,294.20	\$ 107,488,360.43		\$ 980.48	\$ 269,724.79				\$ 270,705.27	606
			\$ 346,701.32							\$ 346,701.32	607
			\$ 346,701.32							\$ 346,701.32	608
						\$ 942.54				\$ 942.54	609
						\$ 942.54				\$ 942.54	610
			\$ 1,618,693.52							\$ 1,618,693.52	611

RECEIPTS BY FUND, DEPARTMENT AND SOURCE

Line No.	Fund No.	Dept. and Div. No.	Entity and Source No.	SOURCE	Total Receipts	DIRECT REVENUE					
						FROM STATE TAXATION			AIDS AND		
						Fees	Licenses	Taxes	U.S. Government	Counties and Cities	
GENERAL REVENUE FUND (Continued)											
		800-819		INSURANCE, DEPARTMENT OF AND TREASURER (Continued)							
		800		Office of Treasurer and Division of Administrative Services: (Continued)							
612	1	800	010018	Refunds	\$ 552.50	\$	\$	\$	\$	\$	\$
613				Total Office of Treasurer and Division of Administrative Services	\$ 1,619,246.02	\$	\$	\$	\$	\$	\$
		805		Division of Insurance Consumer Services:							
614	1	805	010313	Service to General Revenue Section 215.22	\$ 26,444.38	\$	\$	\$	\$	\$	\$
615				Total Division of Insurance Consumer Services	\$ 26,444.38	\$	\$	\$	\$	\$	\$
		815		Division of Insurance Consumer Services—Agents and Solicitors License:							
616	1	815	010002	Licenses	\$ 1,574,664.00	\$	\$ 1,574,664.00	\$	\$	\$	\$
617				Total Division of Insurance Consumer Services—Agents and Solicitors License	\$ 1,574,664.00	\$	\$ 1,574,664.00	\$	\$	\$	\$
		819		Division of the Treasury:							
618	1	819	010004	Miscellaneous Revenue—Lease or Mineral Rights	\$ 1,976.25	\$	\$	\$	\$	\$	\$
619	1	819	010204	Miscellaneous Revenue	4,015.00	\$	\$	\$	\$	\$	\$
620	1	819	010005	Interest—Deposits	64,182,566.58	\$	\$	\$	\$	\$	\$
621	1	819	010205	Interest—Investments	42,076,629.66	\$	\$	\$	\$	\$	\$
622	1	819	010018	Refunds	138.69	\$	\$	\$	\$	\$	\$
623				Total Division of the Treasury	\$ 106,267,326.18	\$	\$	\$	\$	\$	\$
624				TOTAL DEPARTMENT OF INSURANCE AND TREASURER	\$ 109,467,680.58	\$	\$ 1,574,664.00	\$	\$	\$	\$
		990		WORKING CAPITAL							
625	1	990	010005	Interest	\$ 31,600,339.41	\$	\$	\$	\$	\$	\$
626				TOTAL WORKING CAPITAL	\$ 31,600,339.41	\$	\$	\$	\$	\$	\$
627				SUBTOTAL GENERAL REVENUE	\$ 3,757,858,229.24	\$ 34,039,013.01	\$ 83,722,204.70	\$ 3,072,047,976.98	\$	\$ 259.13	\$
628				12 Month Old Warrants Cancelled and Restored	\$ 175,587.76	\$	\$	\$	\$	\$	\$
629				Prior Year Warrants Cancelled and Restored	98,749.01	\$	\$	\$	\$	\$	\$
630				TOTAL GENERAL REVENUE FUND	\$ 3,758,132,566.01	\$ 34,039,013.01	\$ 83,722,204.70	\$ 3,072,047,976.98	\$	\$ 259.13	\$
TRUST FUND											
		000		TRANSFER OF FUNDS UNDER SECTION 215.18							
631	2	000	0200	Transfers	\$ 76,697,435.00	\$	\$	\$	\$	\$	\$
632				TOTAL TRANSFER OF FUNDS UNDER SECTION 215.18	\$ 76,697,435.00	\$	\$	\$	\$	\$	\$
		110-114		LEGISLATIVE BRANCH							
		110		Legislature:							
		110	0800	Advisory Council on Intergovernmental Relations Trust Fund	\$ 17,732.25	\$	\$	\$	\$ 17,674.00	\$	\$
634				Total Legislature	\$ 17,732.25	\$	\$	\$	\$ 17,674.00	\$	\$
		114		Auditor General:							
635	2	114	0200	Federal Reimbursement Trust Fund	\$ 1,466,637.87	\$	\$	\$	\$ 1,466,637.87	\$	\$
636				Total Auditor General	\$ 1,466,637.87	\$	\$	\$	\$ 1,466,637.87	\$	\$
637				TOTAL LEGISLATIVE BRANCH	\$ 1,484,370.12	\$	\$	\$	\$ 1,484,311.87	\$	\$
		210-265		JUDICIAL BRANCH							
		210		Supreme Court:							
638	2	210	0200	Grants and Donations Trust Fund	\$ 558,827.63	\$	\$	\$	\$ 558,813.63	\$	\$
639	2	210	0300	Working Capital Trust Fund	755,926.63	\$	\$	\$	\$	\$	\$
640				Total Supreme Court	\$ 1,314,754.26	\$	\$	\$	\$ 558,813.63	\$	\$

RECEIPTS BY FUND, DEPARTMENT AND SOURCE

OTHER DIRECT REVENUE		Total Direct Revenue	NON-OPERATING RECEIPTS						Total Non-Operating Receipts	Line No.
Miscellaneous	Interest		Service Charges to General Revenue	Transfers	Refunds	Sale of Investments	Sale of Revenue Certificates	Other Non-Operating Receipts		
\$	\$	\$	\$	\$	\$ 552.60	\$	\$	\$	\$ 552.50	612
\$	\$	\$	\$ 1,618,693.52	\$	\$	\$ 552.50	\$	\$	\$ 1,619,246.02	613
\$	\$	\$	\$ 26,444.38	\$	\$	\$	\$	\$	\$ 26,444.38	614
\$	\$	\$	\$ 26,444.38	\$	\$	\$	\$	\$	\$ 26,444.38	615
\$	\$	\$ 1,574,664.00	\$	\$	\$	\$	\$	\$	\$	616
\$	\$	\$ 1,574,664.00	\$	\$	\$	\$	\$	\$	\$	617
\$ 1,976.25	\$	\$ 1,976.25	\$	\$	\$	\$	\$	\$	\$	618
4,015.00	\$	4,015.00	\$	\$	\$	\$	\$	\$	\$	619
	64,182,566.58	64,182,566.58								620
	42,078,629.66	42,078,629.66								621
					138.69				138.69	622
\$ 5,991.25	\$106,261,196.24	\$ 106,267,187.49	\$	\$	\$ 138.69	\$	\$	\$	\$ 138.69	623
\$ 5,991.25	\$106,261,196.24	\$ 107,841,851.49	\$ 1,645,137.90	\$	\$ 691.19	\$	\$	\$	\$ 1,645,829.09	624
\$	\$ 31,600,339.41	\$ 31,600,339.41	\$	\$	\$	\$	\$	\$	\$	625
\$	\$ 31,600,339.41	\$ 31,600,339.41	\$	\$	\$	\$	\$	\$	\$	626
98 \$ 2,265,970.84	\$138,132,085.40	\$3,330,273,790.04	\$25,499,765.88	\$ 360,458,519.85	\$ 39,635,361.17	\$	\$	\$ 1,990,792.30	\$ 427,584,439.20	627
\$	\$	\$	\$	\$	\$	\$	\$	\$ 175,587.76	\$ 175,587.76	628
\$	\$	\$	\$	\$	\$	\$	\$	98,749.01	98,749.01	629
98 \$ 2,265,970.84	\$138,132,085.40	\$3,330,273,790.04	\$25,499,765.88	\$ 360,458,519.85	\$ 39,635,361.17	\$	\$	\$ 2,265,129.07	\$ 427,858,775.97	630
\$	\$	\$	\$	\$ 76,697,435.00	\$	\$	\$	\$	\$ 76,697,435.00	631
\$	\$	\$	\$	\$ 76,697,435.00	\$	\$	\$	\$	\$ 76,697,435.00	632
\$	\$	\$ 17,674.00	\$	\$	\$ 58.25	\$	\$	\$	\$ 58.25	633
\$	\$	\$ 17,674.00	\$	\$	\$ 58.25	\$	\$	\$	\$ 58.25	634
\$	\$	\$ 1,466,637.87	\$	\$	\$	\$	\$	\$	\$	635
\$	\$	\$ 1,466,637.87	\$	\$	\$	\$	\$	\$	\$	636
\$	\$	\$ 1,484,311.87	\$	\$	\$ 58.25	\$	\$	\$	\$ 58.25	637
\$	\$	\$ 558,813.63	\$	\$	\$ 14.00	\$	\$	\$	\$ 14.00	638
254,069.96		254,069.96		80,763.76				421,092.91	501,856.67	639
\$ 254,069.96	\$	\$ 812,883.59	\$	\$ 80,763.76	\$ 14.00	\$	\$	\$ 421,092.91	\$ 501,870.67	640

RECEIPTS BY FUND, DEPARTMENT AND SOURCE

Line No.	Fund No.	Dept. and Div. No.	Entity and Source No.	SOURCE	Total Receipts	DIRECT REVENUE					
						FROM STATE TAXATION			AIDS AND		
						Fees	Licenses	Taxes	U.S. Government	Counties and Cities	
TRUST FUND (Continued)											
		215		State Attorney Division:							
				Third Judicial Circuit—							
641	2	215	0300	Child Support Trust Fund	\$ 292.65	\$	\$	\$	\$ 292.65	\$	
				Fourth Judicial Circuit—							
642	2	215	0400	Child Support Trust Fund	69,633.31	69,633.31	
				Fifth Judicial Circuit—							
643	2	215	0500	Child Support Trust Fund	66,320.70	66,320.70	
				Sixth Judicial Circuit—							
644	2	215	0600	Grants and Donations Trust Fund	143,702.00	143,702.00	
				Eighth Judicial Circuit—							
645	2	215	0800	Child Support Trust Fund	17,678.28	17,678.28	
				Ninth Judicial Circuit—							
646	2	215	0900	Child Support Trust Fund	39,767.14	39,767.14	
				Eleventh Judicial Circuit—							
647	2	215	1100	Child Support Trust Fund	114,595.96	114,595.96	
				Fifteenth Judicial Circuit—							
648	2	215	1500	Child Support Trust Fund	19,750.40	19,750.40	
				Sixteenth Judicial Circuit—							
649	2	215	1600	Child Support Trust Fund	33,587.48	33,587.48	
				Nineteenth Judicial Circuit—							
650	2	215	1900	Child Support Trust Fund	1,110.08	1,110.08	
				Twentieth Judicial Circuit—							
651	2	215	2000	Child Support Trust Fund	48,457.03	48,457.03	
				Sixth Judicial Circuit—							
652	2	215	2100	Child Support Trust Fund	140,304.45	140,304.45	
				Eleventh Judicial Circuit—							
653	2	215	2300	Grants and Donations Trust Fund	221,425.00	221,425.00	
				Ninth Judicial Circuit—							
654	2	215	2400	Grants and Donations Trust Fund	173,995.18	173,995.18	
				Fourth Judicial Circuit—							
655	2	215	2600	Grants and Donations Trust Fund	142,402.00	142,402.00	
				Second Judicial Circuit—							
656	2	215	2700	Grants and Donations Trust Fund	65,469.00	65,469.00	
				Eighteenth Judicial Circuit—							
657	2	215	2800	Grants and Donations Trust Fund	105,419.00	105,419.00	
				Seventh Judicial Circuit—							
658	2	215	2900	Grants and Donations Trust Fund	63,425.00	63,425.00	
				Seventeenth Judicial Circuit—							
659	2	215	3000	Grants and Donations Trust Fund	73,205.00	73,205.00	
				First Judicial Circuit—							
660	2	215	3100	Grants and Donations Trust Fund	80,875.00	80,875.00	
				Consumer Fraud Trust Fund—							
661	2	215	5100	Grants and Donations Trust Fund	3,000.00	3,000.00	
662				Total State Attorney Division	\$ 1,624,414.66	\$	\$	\$	\$ 1,624,414.66	\$	
		216		Public Defender Division:							
				Sixth Judicial Circuit—							
663	2	216	0600	Grants and Donations Trust Fund	58,664.12	\$	\$	\$	51,635.12	\$	
				Sixteenth Judicial Circuit—							
664	2	216	1600	Grants and Donations Trust Fund	5,000.00	5,000.00	
665				Total Public Defender Division	\$ 64,664.12	\$	\$	\$	\$ 56,635.12	\$	
666				TOTAL JUDICIAL BRANCH	\$ 3,003,633.04	\$	\$	\$	\$ 2,239,863.41	\$	
		310-313		EXECUTIVE OFFICE OF THE GOVERNOR							
		310		General Office:							
667	2	310	0800	Grants and Donations Trust Fund	2,792,103.98	\$	\$	\$	2,842,083.87	\$	
668	2	310	1400	State Federal Relations Trust Fund	1,948,198.39	
669	2	310	1600	Farmworker's Housing Assistance Trust Fund	2,800,000.00	
670				TOTAL EXECUTIVE OFFICE OF THE GOVERNOR	\$ 7,540,302.37	\$	\$	\$	\$ 2,842,083.87	\$	
		410		LEGAL AFFAIRS, DEPARTMENT OF AND ATTORNEY GENERAL							
				Legal Services Trust Fund	1,031,199.90	\$ 203,027.90	\$	\$	\$	
672	2	410	0200	Consumer Frauds Trust Fund	985.00	985.00	
673	2	410	0400	Grants and Donations Trust Fund	217,481.71	217,481.71	
674	2	410	0500	Consumer Trust Fund	29,418.78	
675				TOTAL DEPARTMENT OF LEGAL AFFAIRS, AND ATTORNEY GENERAL	\$ 1,279,085.39	\$ 204,012.90	\$	\$	\$ 217,481.71	\$	
		420-435		AGRICULTURE AND CONSUMER SERVICES, DEPARTMENT OF AND COMMISSIONER OF							
		420		Office of the Commissioner and Division of Administration:							
676	2	420	0100	Administrative Trust Fund	2,389,364.53	\$	\$	\$	52,896.00	\$	
677	2	420	0200	Harness Horse Racing Trust Fund	188,281.80	180,281.80	
678	2	420	1200	Quarter Horse Racing Promotion Trust Fund	156,750.15	156,750.15	

RECEIPTS BY FUND, DEPARTMENT AND SOURCE

DONATIONS	OTHER DIRECT REVENUE		Total Direct Revenue	NON-OPERATING RECEIPTS						Total Non-Operating Receipts	Line No.
	Other	Miscellaneous		Interest	Service Charges to General Revenue	Transfers	Refunds	Sale of Investments	Sale of Revenue Certificates		
			\$ 292.85								641
			69,633.31								642
			69,320.70								643
			143,702.00								644
			17,678.28								645
			39,767.14								646
			114,595.96								647
			19,750.40								648
			33,587.48								649
			1,110.06								650
			48,457.03								651
			140,304.45								652
			221,425.00								653
			173,995.18								654
			142,402.00								655
			65,469.00								656
			105,419.00								657
			63,425.00								658
			73,205.00								659
			80,875.00								660
			3,000.00								661
			\$ 1,624,414.66								662
			\$ 51,635.12		\$ 8,029.00					\$ 8,029.00	663
			5,000.00								664
			\$ 56,635.12		\$ 8,029.00					\$ 8,029.00	665
	\$ 254,069.96		\$ 2,493,933.37		\$ 88,792.76	\$ 14.00			\$ 421,092.91	\$ 509,899.67	666
	\$ 5,045.74		\$ 2,647,129.61		\$ 131,659.17	\$ 13,315.20				\$ 144,974.37	667
	27,785.25		27,785.25		1,920,413.14					1,920,413.14	668
						2,800,000.00				2,800,000.00	669
	\$ 32,830.99		\$ 2,674,914.86		\$ 2,052,072.31	\$ 2,813,315.20				\$ 4,865,387.51	670
			\$ 203,027.90		\$ 828,172.00					\$ 828,172.00	671
			985.00								672
			217,481.71								673
	29,418.78		29,418.78								674
	\$ 29,418.78		\$ 450,913.39		\$ 828,172.00					\$ 828,172.00	675
	\$ 7.37		\$ 52,903.37		\$ 2,333,675.63	\$ 2,785.53				\$ 2,336,461.16	676
			160,281.80				28,000.00			28,000.00	677
			156,750.15								678

RECEIPTS BY FUND, DEPARTMENT AND SOURCE

Line No.	Fund No.	Dept. and Div. No.	Entity and Source No.	SOURCE	Total Receipts	DIRECT REVENUE					
						FROM STATE TAXATION			AIDS AND		
						Fees	Licenses	Taxes	U.S. Government	Countries and Cities	
TRUST FUND (Continued)											
		420-435		AGRICULTURE AND CONSUMER SERVICES, DEPARTMENT OF AND COMMISSIONER OF (Continued)							
			420	Office of the Commissioner and Division of Administration: (Continued)							
				Florida State Fair Authority—							
679	2	420	1500	1975 Project Construction Trust Fund	\$ 11,772.00	\$	\$	\$	\$	\$	\$
				Total Office of the Commissioner and Division of Administration	\$ 2,746,188.48	\$	\$	\$ 317,031.95	\$ 52,896.00	\$	\$
			421	Division of Inspection:							
681	2	421	0100	General Inspection Trust Fund	\$ 2,984,525.17	\$ 1,512,799.58	\$	\$	\$ 441,714.99	\$	\$
682				Total Division of Inspection	\$ 2,984,525.17	\$ 1,512,799.58	\$	\$	\$ 441,714.99	\$	\$
			422	Division of Standards:							
683	2	422	0100	General Inspection Trust Fund	\$ 6,158,087.34	\$ 6,051,783.19	\$	\$	\$	\$	\$
684				Total Division of Standards	\$ 6,158,087.34	\$ 6,051,783.19	\$	\$	\$	\$	\$
			423	Division of Chemistry:							
685	2	423	0100	General Inspection Trust Fund	\$ 291,748.22	\$ 49,717.01	\$	\$	\$ 153,947.67	\$	\$
686				Total Division of Chemistry	\$ 291,748.22	\$ 49,717.01	\$	\$	\$ 153,947.67	\$	\$
			424	Division of Dairy Industry:							
687	2	424	0100	General Inspection Trust Fund	\$ 256.75	\$	\$ 200.00	\$	\$	\$	\$
688				Total Division of Dairy Industry	\$ 256.75	\$	\$ 200.00	\$	\$	\$	\$
			425	Division of Marketing:							
689	2	425	0100	General Inspection Trust Fund	\$ 1,863,942.66	\$ 1,180,427.14	\$ 166,660.00	\$	\$ 15,895.67	\$	\$
690				Total Division of Marketing	\$ 1,863,942.66	\$ 1,180,427.14	\$ 166,660.00	\$	\$ 15,895.67	\$	\$
			426	Division of Fruit and Vegetable Inspection:							
691	2	426	0100	General Inspection Trust Fund	\$ 2,007,311.76	\$ 1,950,281.33	\$	\$	\$	\$	\$
692				Total Division of Fruit and Vegetable Inspection	\$ 2,007,311.76	\$ 1,950,281.33	\$	\$	\$	\$	\$
			427	Division of Animal Industry:							
693	2	427	0100	General Inspection Trust Fund	\$ 2,916,337.54	\$	\$	\$	\$ 2,914,118.51	\$	\$
694				Total Division of Animal Industry	\$ 2,916,337.54	\$	\$	\$	\$ 2,914,118.51	\$	\$
			428	Division of Plant Industry:							
695	2	428	0500	Nursery Inspection Trust Fund	\$ 1,309,993.95	\$ 225,603.03	\$	\$	\$ 418,992.41	\$	\$
696	2	428	0700	Lethal Yellowing Revolving Trust Fund	\$ 56,988.86	\$	\$	\$	\$	\$	\$
697				Total Division of Plant Industry	\$ 1,366,982.81	\$ 225,603.03	\$	\$	\$ 418,992.41	\$	\$
			429	Citrus Inspection Trust Fund:							
698	2	429	0100	Division of Fruit and Vegetable Inspection	\$ 11,683,163.13	\$ 11,035,593.36	\$ 23,005.00	\$	\$	\$	\$
699	2	429	0200	Division of Marketing	\$ 1,293,015.59	\$ 684,102.09	\$	\$	\$	\$	\$
700				Total Citrus Inspection Trust Fund	\$ 12,976,178.72	\$ 11,719,695.45	\$ 23,005.00	\$	\$	\$	\$
			431	Division of Marketing:							
701	2	431	0100	Market Improvements Working Capital Trust Fund	\$ 676,309.57	\$	\$	\$	\$	\$	\$
702				Total Division of Marketing	\$ 676,309.57	\$	\$	\$	\$	\$	\$
			434	Division of Forestry:							
703	2	434	0800	Incidental Trust Fund	\$ 7,903,972.36	\$ 347,868.28	\$	\$	\$ 1,941,575.27	\$	\$
704	2	434	1000	Security Deposits Trust Fund	\$ 288,066.33	\$	\$	\$	\$	\$	\$
705				Total Division of Forestry	\$ 8,192,040.69	\$ 347,868.28	\$	\$	\$ 1,941,575.27	\$	\$
			435	Division of Consumer Services:							
706	2	435	0100	General Inspection Trust Fund	\$ 51,774.94	\$	\$	\$	\$ 45,343.16	\$	\$
707				Total Division of Consumer Services	\$ 51,774.94	\$	\$	\$	\$ 45,343.16	\$	\$
708				TOTAL DEPARTMENT OF AGRICULTURE AND CONSUMER SERVICES AND COMMISSIONER OF AGRICULTURE	\$ 42,231,664.65	\$ 23,038,175.01	\$ 189,865.00	\$ 317,031.95	\$ 5,984,483.68	\$	\$
		440-444		BANKING AND FINANCE, DEPARTMENT OF AND COMPTROLLER							
			440	Office of the Comptroller and Division of Administration:							
709	2	440	0100	Administration Trust Fund	\$ 580,094.20	\$	\$	\$	\$	\$	\$
710				Total Office of the Comptroller and Division of Administration	\$ 580,094.20	\$	\$	\$	\$	\$	\$

RECEIPTS BY FUND, DEPARTMENT AND SOURCE

DONATIONS	OTHER DIRECT REVENUE		Total Direct Revenue	NON-OPERATING RECEIPTS						Total Non-Operating Receipts	Line No.
	Miscellaneous	Interest		Service Charges to General Revenue	Transfers	Refunds	Sale of Investments	Sale of Revenue Certificates	Other Non-Operating Receipts		
Other											
	\$	\$	\$	\$	\$	\$	\$ 11,772.00	\$	\$	\$ 11,772.00	679
	\$ 7.37	\$	\$ 369,935.32	\$	\$ 2,333,675.63	\$ 2,785.53	\$ 39,772.00	\$	\$	\$ 2,376,233.16	680
	\$ 1,022,285.67	\$	\$ 2,976,800.24	\$	\$	\$ 7,724.93	\$	\$	\$	\$ 7,724.93	681
	\$ 1,022,285.67	\$	\$ 2,976,800.24	\$	\$	\$ 7,724.93	\$	\$	\$	\$ 7,724.93	682
	\$ 103,122.39	\$	\$ 6,154,905.58	\$	\$	\$ 3,181.76	\$	\$	\$	\$ 3,181.76	683
	\$ 103,122.39	\$	\$ 6,154,905.58	\$	\$	\$ 3,181.76	\$	\$	\$	\$ 3,181.76	684
	\$ 87,956.37	\$	\$ 291,621.05	\$	\$	\$ 127.17	\$	\$	\$	\$ 127.17	685
	\$ 87,956.37	\$	\$ 291,621.05	\$	\$	\$ 127.17	\$	\$	\$	\$ 127.17	686
	\$ 56.75	\$	\$ 256.75	\$	\$	\$	\$	\$	\$	\$	687
	\$ 56.75	\$	\$ 256.75	\$	\$	\$	\$	\$	\$	\$	688
	\$ 309,711.48	\$	\$ 1,672,694.29	\$	\$	\$ 1,596.31	\$	\$	\$ 189,652.06	\$ 191,248.37	689
	\$ 309,711.48	\$	\$ 1,672,694.29	\$	\$	\$ 1,596.31	\$	\$	\$ 189,652.06	\$ 191,248.37	690
	\$ 15.00	\$	\$ 1,950,296.33	\$	\$ 21,305.76	\$ 35,709.67	\$	\$	\$	\$ 57,015.43	691
	\$ 15.00	\$	\$ 1,950,296.33	\$	\$ 21,305.76	\$ 35,709.67	\$	\$	\$	\$ 57,015.43	692
	\$	\$	\$ 2,914,118.51	\$	\$	\$ 2,219.03	\$	\$	\$	\$ 2,219.03	693
	\$	\$	\$ 2,914,118.51	\$	\$	\$ 2,219.03	\$	\$	\$	\$ 2,219.03	694
	\$ 647,204.10	\$	\$ 1,291,799.54	\$	\$	\$ 18,194.41	\$	\$	\$	\$ 18,194.41	695
	\$ 56,988.86	\$	\$ 56,988.86	\$	\$	\$	\$	\$	\$	\$	696
	\$ 704,192.96	\$	\$ 1,348,788.40	\$	\$	\$ 18,194.41	\$	\$	\$	\$ 18,194.41	697
	\$ 324,946.73	\$	\$ 11,383,545.09	\$	\$	\$ 299,618.04	\$	\$	\$	\$ 299,618.04	698
		\$	\$ 684,102.09	\$	\$	\$ 8,913.50	\$ 600,000.00	\$	\$	\$ 608,913.50	699
	\$ 324,946.73	\$	\$ 12,067,647.18	\$	\$	\$ 308,531.54	\$ 600,000.00	\$	\$	\$ 908,531.54	700
	\$	\$	\$	\$	\$ 203,309.57	\$	\$ 473,000.00	\$	\$	\$ 676,309.57	701
	\$	\$	\$	\$	\$ 203,309.57	\$	\$ 473,000.00	\$	\$	\$ 676,309.57	702
	\$ 3,900.00	\$ 5,382,554.23	\$ 7,675,897.78	\$	\$	\$ 60,776.65	\$	\$	\$ 167,297.93	\$ 228,074.58	703
				\$	\$	\$	\$	\$ 288,068.33	\$ 288,068.33	\$	704
	\$ 3,900.00	\$ 5,382,554.23	\$ 7,675,897.78	\$	\$	\$ 60,776.65	\$	\$	\$ 455,366.26	\$ 516,142.91	705
	\$	\$ 2,823.51	\$ 48,166.67	\$	\$	\$ 3,608.27	\$	\$	\$	\$ 3,608.27	706
	\$	\$ 2,823.51	\$ 48,166.67	\$	\$	\$ 3,608.27	\$	\$	\$	\$ 3,608.27	707
	\$ 3,900.00	\$ 7,937,672.46	\$ 37,471,128.10	\$	\$ 2,558,290.96	\$ 444,455.27	\$ 1,112,772.00	\$	\$ 645,018.32	\$ 4,760,536.55	708
	\$	\$	\$	\$	\$ 579,585.00	\$ 509.20	\$	\$	\$	\$ 580,094.20	709
	\$	\$	\$	\$	\$ 579,585.00	\$ 509.20	\$	\$	\$	\$ 580,094.20	710

RECEIPTS BY FUND, DEPARTMENT AND SOURCE

Line No.	Fund No.	Dept. and Div. No.	Entity and Source No.	SOURCE	Total Receipts	DIRECT REVENUE				
						FROM STATE TAXATION			AIDS AND	
						Fees	Licenses	Taxes	U.S. Government	Counties and Cities
TRUST FUND (Continued)										
440-444 BANKING AND FINANCE, DEPARTMENT OF AND COMPTROLLER (Continued)										
Division of Accounting and Auditing:										
711	2	441	0100	Florida National Forest Trust Fund	\$ 2,202,595.42	\$	\$	\$	\$ 1,285,895.72	\$
712	2	441	0200	Flood Control Trust Fund	6,209.55				6,209.55	
713	2	441	0300	Salary Clearing Trust Fund	3,218,966.70					
714	2	441	0400	Collector of Internal Revenue Clearing Trust Fund	204,803,102.24					
715	2	441	0700	Federal Tax Levy Clearing Trust Fund	149,953.92					
716	2	441	0800	Bargaining Agent Deduction Clearing Trust Fund	1,100,717.15					
717	2	441	0900	Charitable Contributions Clearing Trust Fund	21,456.28					
718	2	441	1000	Insurance Clearing Trust Fund	1,247,705.56					
719				Total Division of Accounting and Auditing	\$ 212,750,706.82	\$	\$	\$	\$ 1,292,105.27	\$
Division of Banking:										
720	2	442	0100	Bank and Trust Company Trust Fund	\$ 5,469,888.81	\$ 3,460,858.67	\$	\$	\$	\$
721				Total Division of Banking	\$ 5,469,888.81	\$ 3,460,858.67	\$	\$	\$	\$
Division of Finance:										
Regulatory Trust Fund--										
722	2	443	010001	Motor Vehicle Sales Finance Fees	\$ 22,792.51	\$ 22,792.51	\$	\$	\$	\$
723	2	443	010101	Retail Installment Sales Fees	39,031.21	39,031.21				
724	2	443	010301	Home Improvement Fees	4,637.68	4,637.68				
725	2	443	010401	Mortgage Broker Fees	117,980.00	117,980.00				
726	2	443	010501	Consumer Finance Fees	139,250.00	139,250.00				
727	2	443	010701	Cemetery Fees	122,200.00	122,200.00				
728	2	443	010901	Trading Stamp Fees	4,000.00	4,000.00				
729	2	443	010002	Licenses—Motor Vehicle Sales Finance	109,225.00		109,225.00			
730	2	443	010102	Licenses—Retail Installment Sales	163,505.00		163,505.00			
731	2	443	010202	Licenses—Home Improvement—Sales	30,100.00		30,100.00			
732	2	443	010302	Licenses—Home Improvement—Finances	4,195.00		4,195.00			
733	2	443	010402	Licenses—Mortgage Brokers	390,085.00		390,085.00			
734	2	443	010502	Licenses—Consumer Finance	158,025.00		158,025.00			
735	2	443	010602	Licenses—Money Order	21,445.00		21,445.00			
736	2	443	010702	Licenses—Cemetery	46,500.00		46,500.00			
737	2	443	010004	Miscellaneous Revenue—Mortgage Broker	18,611.00					
738	2	443	010204	Miscellaneous Revenue—Returned Check Penalty Fees	230.00					
739	2	443	010404	Miscellaneous	878.92					
740	2	443	010504	Miscellaneous—Consumer Finance	2,299.20					
741	2	443	010704	Miscellaneous Revenue—Cemetery	3,396.00					
742	2	443	010015	Transfers	105,339.12					
743	2	443	010018	Refunds	341.33					
744	2	443	010020	Sale of Investments	457,833.56					
745	2	443	010057	Gain on Sale of Investments	17,166.44					
Abandoned Property Trust Fund--										
746	2	443	020036	Abandoned Property Receipts	670,672.84					
747	2	443	030001	Mortgage Brokers Guarantee Trust Fund—Fees	196,610.00	196,610.00				
748				Total Division of Finance	\$ 2,846,349.81	\$ 646,501.40	\$ 923,080.00	\$	\$	\$
Division of Securities:										
749	2	444	0200	Grants and Donations Trust Fund	\$ 438.00	\$	\$	\$	\$	\$
750	2	444	0300	Securities Guarantee Trust Fund	122,820.00	122,820.00				
751				Total Division of Securities	\$ 123,258.00	\$ 122,820.00	\$	\$	\$	\$
752				TOTAL DEPARTMENT OF BANKING AND AND FINANCE AND COMPTROLLER	\$ 221,770,297.64	\$ 4,230,180.07	\$ 923,080.00	\$	\$ 1,292,105.27	\$
450-456 STATE, DEPARTMENT OF AND SECRETARY OF STATE										
450 Office of the Secretary and Division of Administrative Services:										
753	2	450	0200	Flag Trust Fund	\$ 2,263.12	\$	\$	\$	\$	\$
754	2	450	0300	Florida Folk Life Trust Fund	242,015.20					
755				Total Office of the Secretary and Division of Administrative Services	\$ 244,278.32	\$	\$	\$	\$	\$
Division of Elections:										
756	2	451	0100	Publications Revolving Trust Fund	\$ 283,310.97	\$	\$	\$	\$	\$
757				Total Division of Elections	\$ 283,310.97	\$	\$	\$	\$	\$
Division of Archives, History and Records Management:										
758	2	452	0100	Operating Trust Fund	\$ 1,282,257.19	\$	\$	\$	\$	\$
759	2	452	0200	Microfilm Revolving Trust Fund	507,385.97					
760	2	452	0300	Historic Preservation Trust Fund	21,220.03					
761				Total Division of Archives, History and Records Management	\$ 1,810,863.19	\$	\$	\$	\$	\$

RECEIPTS BY FUND, DEPARTMENT AND SOURCE

DONATIONS	OTHER DIRECT REVENUE			NON-OPERATING RECEIPTS						Total Non-Operating Receipts	Line No.
	Other	Miscellaneous	Interest	Total Direct Revenue	Service Charges to General Revenue	Transfers	Refunds	Sale of Investments	Sale of Revenue Certificates		
			\$ 1,285,895.72	\$			\$ 875,000.00		\$ 41,899.70	\$ 916,899.70	711
			6,209.55								712
									3,218,966.70	3,218,966.70	713
									204,803,102.24	204,803,102.24	714
									149,953.92	149,953.92	715
									1,100,717.15	1,100,717.15	716
									21,456.28	21,456.28	717
									1,247,705.56	1,247,705.56	718
			\$ 1,292,105.27	\$			\$ 875,000.00		\$ 210,583,601.55	\$ 211,456,601.55	719
	\$ 8,536.71		\$ 3,469,395.38	\$		\$ 493.43	\$ 1,959,013.73		\$ 40,986.27	\$ 2,000,493.43	720
	\$ 8,536.71		\$ 3,469,395.38	\$		\$ 493.43	\$ 1,959,013.73		\$ 40,986.27	\$ 2,000,493.43	721
			\$ 22,792.51	\$							722
			39,031.21								723
			4,637.68								724
			117,980.00								725
			139,250.00								726
			122,200.00								727
			4,000.00								728
			109,225.00								729
			163,505.00								730
			30,100.00								731
			4,195.00								732
			390,085.00								733
			158,025.00								734
			21,445.00								735
			46,500.00								736
	18,611.00		18,611.00								737
	230.00		230.00								738
	878.92		878.92								739
	2,299.20		2,299.20								740
	3,396.00		3,396.00								741
					105,339.12					105,339.12	742
						341.33				341.33	743
							457,833.56			457,833.56	744
								17,166.44		17,166.44	745
									670,672.84	670,672.84	746
			196,610.00								747
	\$ 25,415.12		\$ 1,594,996.52	\$	\$ 105,339.12	\$ 341.33	\$ 457,833.56		\$ 687,839.28	\$ 1,251,353.29	748
			\$ 122,820.00	\$			\$ 438.00			\$ 438.00	749
			\$ 122,820.00	\$			\$ 438.00			\$ 438.00	751
	\$ 33,951.83		\$ 6,479,317.17	\$	\$ 684,924.12	\$ 1,781.96	\$ 3,291,847.29		\$ 211,312,427.10	\$ 215,290,980.47	752
	\$ 2,263.12		\$ 2,263.12	\$							753
41,349.00	145,502.35		186,851.35		55,154.00	9.85				55,163.85	754
\$ 41,349.00	\$ 147,765.47		\$ 189,114.47	\$	\$ 55,154.00	\$ 9.85				\$ 55,163.85	755
	\$ 283,158.45		\$ 283,158.45	\$		\$ 152.52				\$ 152.52	756
	\$ 283,158.45		\$ 283,158.45	\$		\$ 152.52				\$ 152.52	757
	\$ 1,282,150.49		\$ 1,282,150.49	\$		\$ 106.70				\$ 106.70	758
	507,385.97		507,385.97								759
	21,220.03		21,220.03								760
	\$ 1,810,756.49		\$ 1,810,756.49	\$		\$ 106.70				\$ 106.70	761

RECEIPTS BY FUND, DEPARTMENT AND SOURCE

Line No.	Fund No.	Dept. and Div. No.	Entity and Source No.	SOURCE	Total Receipts	DIRECT REVENUE					
						FROM STATE TAXATION			AIDS AND		
						Fees	Licenses	Taxes	U.S. Government	Counties and Cities	
TRUST FUND (Continued)											
450-456 STATE, DEPARTMENT OF AND SECRETARY OF STATE (Continued)											
Division of Library Services:											
782	2	454	0100	Libraries Services Trust Fund	\$ 1,828,143.87	\$	\$	\$	\$ 1,802,197.00	\$	
783				Total Division of Library Services	\$ 1,828,143.87	\$	\$	\$	\$ 1,802,197.00	\$	
Division of Cultural Affairs:											
Office of Division Director—											
784	2	455	0100	Fine Arts Council Trust Fund	\$ 540,200.50	\$	\$	\$	\$ 522,333.30	\$	
785	2	455	0200	Historic Pensacola Preservation— Operating Trust Fund	95,576.09				10,761.00		32,098.39
786	2	455	0300	Ringling Museum of Art— Incidental Trust Fund	1,101,000.00	1,101,000.00					
787	2	455	0400	Investment Trust Fund	102,500.00				12,500.00		
788	2	455	0500	Historic St. Augustine Preservation— Operating Trust Fund	328,056.30						22,000.00
789	2	455	0600	Stephen Foeter Memorial— Operating Trust Fund	81.30						
770	2	455	0900	Historic Tallahassee Preservation— Operating Trust Fund	24,117.69						11,014.92
771	2	455	1000	Historic Key West Preservation— Operating Trust Fund	24,875.18						10,000.00
772	2	455	1100	Historic Tampa/Hillsborough County Preservation— Operating Trust Fund	105,600.00						82,575.00
773	2	455	1300	ESAA Preservation— Grants and Donations Trust Fund	100,000.00				100,000.00		
774	2	455	1400	Historic Broward County Preservation Board— Operating Trust Fund	17,500.00						17,500.00
775				Total Division of Cultural Affairs	\$ 2,439,507.06	\$ 1,101,000.00	\$	\$	\$ 645,594.30	\$	175,188.31
Division of Licensing:											
776	2	456	0100	Private Investigative Agency Licensing Law Trust Fund	\$ 91,964.26	\$	\$ 91,964.26	\$	\$	\$	\$
777				Total Division of Licensing	\$ 91,964.26	\$	\$ 91,964.26	\$	\$	\$	\$
778				TOTAL DEPARTMENT OF STATE AND SECRETARY OF STATE	\$ 6,696,067.67	\$ 1,101,000.00	\$ 91,964.26	\$	\$ 2,447,791.30	\$	175,188.31
471-473 COMMERCE, DEPARTMENT OF											
Office of the Secretary and Administrative Services:											
779	2	471	0100	Administrative Trust Fund	\$ 26,302.99	\$	\$	\$	\$	\$	\$
780				Total Office of the Secretary and Administrative Services	\$ 26,302.99	\$	\$	\$	\$	\$	\$
Division of Tourism:											
781	2	472	0100	Grants and Donations Trust Fund	\$ 113,635.24	\$	\$	\$	\$ 107,066.38	\$	\$
782				Total Division of Tourism	\$ 113,635.24	\$	\$	\$	\$ 107,066.38	\$	\$
Division of Economic Development:											
783	2	473	0100	Grants and Donations Trust Fund	\$ 478,521.77	\$	\$	\$	\$ 324,674.52	\$	\$
784				Total Division of Economic Development	\$ 478,521.77	\$	\$	\$	\$ 324,674.52	\$	\$
785				TOTAL DEPARTMENT OF COMMERCE	\$ 618,460.00	\$	\$	\$	\$ 431,740.90	\$	\$
481-499 EDUCATION, DEPARTMENT OF AND COMMISSIONER OF EDUCATION											
Office of the Deputy Commissioner For Educational Management:											
786	2	481	0200	Facilities Construction Administration Fund	\$ 2,075,006.04	\$	\$	\$	\$	\$	\$
787	2	481	1200	Educational Media and Technology Trust Fund	58,668.38						
788	2	481	1600	Educational Aids Trust Fund	206,430.09				200,448.07		
789	2	481	2400	Public Education Capital Outlay and Debt Service Trust Fund	320,424,192.50			91,594,924.83	382,447.00		
790	2	481	3000	School District and Junior Colleges Capital Outlay and Debt Service Trust Fund	79,199,770.94		64,862,442.00				
791				Total Office of the Deputy Commissioner For Educational Management	\$ 401,964,067.95	\$	\$ 64,862,442.00	\$ 91,594,924.83	\$ 582,895.07	\$	\$
Office of the Deputy Commissioner For Administration:											
792	2	482	1000	Knott Data Center Working Capital Trust Fund	\$ 1,359,043.04	\$	\$	\$	\$	\$	\$
793	2	482	1600	Educational Aids Trust Fund	797,199.76				120,000.00		
794				Total Office of the Deputy Commissioner For Administration	\$ 2,156,242.80	\$	\$	\$	\$ 120,000.00	\$	\$

RECEIPTS BY FUND, DEPARTMENT AND SOURCE

DONATIONS	OTHER DIRECT REVENUE		Total Direct Revenue	NON-OPERATING RECEIPTS						Total Non-Operating Receipts	Line No.
	Other	Miscellaneous		Interest	Service Charges to General Revenue	Transfers	Refunds	Sale of Investments	Sale of Revenue Certificates		
	\$ 583.40		\$ 1,802,780.40			\$ 25,363.47				\$ 25,363.47	762
	\$ 583.40		\$ 1,802,780.40			\$ 25,363.47				\$ 25,363.47	763
			\$ 522,333.30			\$ 17,867.20				\$ 17,867.20	764
		47,350.00	90,209.39		5,346.50	20.20				5,366.70	765
			1,101,000.00								766
			12,500.00		90,000.00					90,000.00	767
	65,109.53	193,500.29	280,609.82		46,742.32	704.16				47,446.48	768
	75.00		75.00			6.30				6.30	769
		11,076.33	22,091.25		2,007.44	19.00				2,026.44	770
		10,845.68	20,845.68		4,027.00	2.50				4,029.50	771
		23,025.00	105,600.00								772
			100,000.00								773
			17,500.00								774
\$ 65,184.53	\$ 285,797.30		\$ 2,272,764.44		\$ 148,123.26	\$ 18,619.36				\$ 166,742.62	775
			\$ 91,964.26								776
			\$ 91,964.26								777
\$ 106,533.53	\$ 2,528,061.11		\$ 6,450,538.51		\$ 203,277.26	\$ 44,251.90				\$ 247,529.16	778
					\$ 26,302.99					\$ 26,302.99	779
					\$ 26,302.99					\$ 26,302.99	780
	\$ 1,400.00		\$ 108,466.38		\$ 5,168.86					\$ 5,168.86	781
	\$ 1,400.00		\$ 108,466.38		\$ 5,168.86					\$ 5,168.86	782
\$ 7,474.26	\$ 16,645.00		\$ 348,793.78		\$ 80,000.00	\$ 2,040.28			\$ 47,687.71	\$ 129,727.99	783
\$ 7,474.26	\$ 16,645.00		\$ 348,793.78		\$ 80,000.00	\$ 2,040.28			\$ 47,687.71	\$ 129,727.99	784
\$ 7,474.26	\$ 18,045.00		\$ 457,260.16		\$ 111,471.85	\$ 2,040.28			\$ 47,687.71	\$ 161,199.84	785
	\$ 6,178.00		\$ 6,178.00		\$ 1,289,687.63	\$ 4.10	\$ 779,136.31			\$ 2,068,826.04	786
	45,668.38		45,668.38				13,000.00			13,000.00	787
			200,448.07			2,982.02	3,000.00			5,982.02	788
			91,977,371.83				228,446,820.67			228,446,820.67	789
		2,072,187.34	66,734,629.34				12,205,141.60	260,000.00		12,465,141.60	790
\$ 51,846.38	\$ 2,072,187.34		\$ 158,964,295.62		\$ 1,289,687.63	\$ 2,986.12	\$ 241,447,098.58	\$ 260,000.00		\$ 242,999,772.33	791
	\$ 44,645.23		\$ 44,645.23			\$ 1,314,397.81				\$ 1,314,397.81	792
			120,000.00		677,199.76					677,199.76	793
\$ 44,645.23			\$ 164,645.23		\$ 677,199.76	\$ 1,314,397.81				\$ 1,991,597.57	794

RECEIPTS BY FUND, DEPARTMENT AND SOURCE

Line No.	Fund No.	Dept. and Div. No.	Entity and Source No.	SOURCE	Total Receipts	DIRECT REVENUE				
						FROM STATE TAXATION			AIDS AND	
						Fees	Licenses	Taxes	U.S. Government	Counties and Cities
TRUST FUND (Continued)										
EDUCATION, DEPARTMENT OF AND COMMISSIONER OF EDUCATION (Continued)										
Office of the Deputy Commissioner For Special Programs:										
795	2	483	0300	Student Loan Guaranty Reserve Fund	\$ 490,411.90	\$	\$	\$	\$ 490,340.15	\$
796	2	483	0400	Student Financial Trust Fund	4,261,902.38	143,766.25				
797	2	483	0500	Florida Insured Student Loans Trust Fund	80,258.61					
798	2	483	0600	Speech Pathology and Audiology Trust Fund	20,123.00	20,123.00				
799	2	483	0700	Educational Certification and Services Trust Fund	488,479.66	428,479.66				
800	2	483	1600	Educational Aids Trust Fund	2,488,118.13				2,488,118.13	
801	2	483	2800	Ex-Confederate Soldiers and Sailors Endowment Trust Fund	467.50					
802				Total Office of the Deputy Commissioner For Special Programs	\$ 7,829,761.18	\$ 592,368.91	\$	\$	\$ 2,978,458.28	\$
Division of Public Schools:										
803	2	484	1600	Education Aids Trust Fund	\$ 139,101,380.12	\$	\$	\$	\$ 138,662,657.20	\$
804	2	484	1700	Food and Nutrition Services Trust Fund	131,609,841.01				131,579,455.01	
805	2	484	2600	Principle State School Trust Fund	6,266,865.85					
806	2	484	2700	Interest State School Trust Fund	1,350,953.25					
807	2	484	2900	Textbook Bid Trust Fund	72,500.00					
808				Total Division of Public Schools	\$ 278,401,540.23	\$	\$	\$	\$ 270,242,112.21	\$
Division of Vocational Education:										
809	2	485	1600	Educational Aids Trust Fund	\$ 35,183,798.14	\$	\$	\$	\$ 35,098,506.05	\$
810				Total Division of Vocational Education	\$ 35,183,798.14	\$	\$	\$	\$ 35,098,506.05	\$
Division of Community Colleges:										
811	2	486	0100	Student Financial Aid Trust Fund	\$ 200,000.00	\$	\$	\$	\$	\$
812	2	486	1100	Junior College Conference Trust Fund	2,500.00					
813	2	486	1600	Educational Aids Trust Fund	33,869.59				33,869.59	
814				Total Division of Community Colleges	\$ 236,369.59	\$	\$	\$	\$ 33,869.59	\$
Division of Blind Services:										
815	2	487	0100	Grants and Donations Trust Fund	\$ 394,869.47	\$	\$	\$	\$	\$
816	2	487	0200	U.S. Trust Fund	512,178.50				510,000.00	
817	2	487	0300	Federal Rehabilitation Trust Fund	4,565,836.23				3,563,672.71	
818	2	487	0400	Federal Aid Trust Fund	1,545,286.70					
819	2	487	0500	Training and Operating Trust Fund	287,084.24					
820	2	487	0700	Workshop and Facilities Trust Fund	578,250.63				388,000.00	
821				Total Division of Blind Services	\$ 7,883,505.77	\$	\$	\$	\$ 4,461,672.71	\$
Division of Projects, Contracts and Grants:										
822	2	488	0100	Projects, Contracts and Grants Trust Fund	\$ 5,543,014.10	\$	\$	\$	\$ 5,097,131.67	\$
823				Total Division of Projects, Contracts and Grants	\$ 5,543,014.10	\$	\$	\$	\$ 5,097,131.67	\$
Florida School For the Deaf and Blind:										
824	2	489	0100	Grants and Donations Trust Fund	\$ 1,252,395.01	\$	\$	\$	\$ 1,252,214.61	\$
825	2	489	0200	Construction Trust Fund	1,290,384.08					
826				Total Florida School For the Deaf and Blind	\$ 2,542,759.09	\$	\$	\$	\$ 1,252,214.61	\$
Division of Universities:										
General Office—										
827	2	490	0100	State Grants and Donations Trust Fund	\$ 449,152.79	\$	\$	\$	\$ 140,302.00	\$
828	2	490	0200	Facilities Construction Administrative Trust Fund	276,584.00					
829	2	490	0300	Racing Scholarship Trust Fund	1,259,937.06				663,573.13	
830	2	490	0700	Principal of American Legion Trust Fund	34,905.00					
831	2	490	0800	Building Fee Trust Fund	4,434,090.81	4,434,090.81				
832	2	490	1100	Student Financial Aid Fee Trust Fund	212,775.31	212,775.31				
833	2	490	1200	Capital Improvements Fee Trust Fund	5,994,592.34	5,994,592.34				
834	2	490	1400	Phosphate Research Trust Fund	4,365,347.66					
835	2	490	1600	Agricultural College Trust Fund	52,475.01					
836	2	490	1700	Seminary Trust Fund	27,000.00					
837	2	490	1800	Interest of Seminary Trust Fund	7,917.43					
838	2	490	1900	Eminent Scholars Trust Fund	10,000,000.00					
839	2	490	4000	State University System Construction Trust Fund	41,199,589.20	55,000.00			704,748.24	
840	2	490	6000	Grants and Donations Trust Fund	10,000,082.99					
841	2	490	9000	Trust Fund—Non Sponsored						
841				Educational and General Activities	60,931,255.87	26,563,306.86			690,654.02	
842				Incidental Trust Fund						
842	2	490	9500	University of South Florida						
842				Incidental Trust Fund	168,248.28					
843				Total Division of Universities	\$ 139,413,953.77	\$ 37,259,765.32	\$	\$ 663,573.13	\$ 1,535,704.26	\$

RECEIPTS BY FUND, DEPARTMENT AND SOURCE

DONATIONS	OTHER DIRECT REVENUE		Total Direct Revenue	NON-OPERATING RECEIPTS						Total Non-Operating Receipts	Line No.
	Other	Miscellaneous		Interest	Service Charges to General Revenue	Transfers	Refunds	Sale of Investments	Sale of Revenue Certificates		
			\$ 490,340.15			\$ 71.75				\$ 71.75	795
		\$ 125,360.69	269,126.94		\$ 213,413.15	400.00	2,885,000.00		893,962.29	3,992,775.44	796
			20,123.00						80,258.61	80,258.61	797
			428,479.66				60,000.00			60,000.00	798
			2,488,118.13								799
											800
		\$ 467.50	467.50								801
		\$ 125,828.19	3,696,655.38		\$ 213,413.15	471.75	2,945,000.00		974,220.90	4,133,105.80	802
	\$ 187,607.54		138,850,264.74		\$ 13,177.50	237,937.88				251,115.38	803
			131,579,455.01			30,386.00				30,386.00	804
		\$ 433,453.25	433,453.25				1,043,500.00		5,223,365.85	6,266,865.85	805
							917,500.00			917,500.00	806
									72,500.00	72,500.00	807
	\$ 187,607.54	\$ 433,453.25	270,863,173.00		\$ 13,177.50	268,323.88	1,961,000.00		5,295,865.85	7,538,367.23	808
	\$ 49,000.00		35,147,506.05			16,292.09				16,292.09	809
	\$ 49,000.00		35,147,506.05			16,292.09				16,292.09	810
		\$ 2,500.00	2,500.00		\$ 200,000.00					200,000.00	811
			33,869.59								812
		\$ 2,500.00	36,369.59		\$ 200,000.00					200,000.00	813
											814
	\$ 357,530.47		357,530.47		\$ 37,339.00					37,339.00	815
			510,000.00			2,178.50				2,178.50	816
	984,337.35		4,548,010.06			17,826.17				17,826.17	817
	142,020.73		142,020.73		1,394,363.00	8,902.97				1,403,265.97	818
	287,084.24		287,084.24								819
	188,750.63		576,750.63		1,500.00					1,500.00	820
	\$ 1,959,723.42		6,421,396.13		\$ 1,433,202.00	28,907.64				1,462,109.64	821
	\$ 50,000.00		5,147,131.67		\$ 327,962.36	67,920.07				395,882.43	822
	\$ 50,000.00		5,147,131.67		\$ 327,962.36	67,920.07				395,882.43	823
			1,252,214.61			180.40				180.40	824
									1,290,364.08	1,290,364.08	825
			1,252,214.61			180.40			1,290,364.08	1,290,544.48	826
	\$ 5,443.09	\$ 19,249.00	29,218.17	\$ 194,212.26		10,211.58	244,728.95			254,940.53	827
					276,584.00					276,584.00	828
			10,117.30	673,690.43			586,246.65			586,246.65	829
		1,905.00	1,905.00				33,000.00			33,000.00	830
			4,434,090.81								831
			212,775.31								832
			5,994,592.34								833
	4,594.31	120,000.00	124,594.31	2,740,753.35		1,500,000.00			4,240,753.35	4,240,753.35	834
		6,475.01	6,475.01			46,000.00			46,000.00	46,000.00	835
						27,000.00			27,000.00	27,000.00	836
		7,917.43	7,917.43								837
					10,000,000.00					10,000,000.00	838
	4,862.00	44,289.31	808,899.55	40,382,680.37					8,009.28	40,390,689.65	839
					10,000,000.00	82.99				10,000,082.99	840
		32,260,542.32	59,514,503.20		1,408,352.67	7,250.00			150.00	1,416,752.67	841
					168,248.28					168,248.28	842
	\$ 10,305.09	\$ 32,328,674.94	\$ 175,632.91	\$ 71,973,655.65	\$ 64,977,618.67	\$ 17,544.57	\$ 2,436,975.60		\$ 8,159.28	\$ 67,440,298.12	843

RECEIPTS BY FUND, DEPARTMENT AND SOURCE

Line No.	Fund No.	Dept. and Div. No.	Entity and Source No.	SOURCE	Total Receipts	DIRECT REVENUE				
						FROM STATE TAXATION			AIDS AND	
						Fees	Licenses	Taxes	U.S. Government	Counties and Cities
TRUST FUND (Continued)										
481-499 EDUCATION, DEPARTMENT OF AND COMMISSIONER OF EDUCATION (Continued)										
University of Florida:										
844	2	491	0200	Auxiliary Trust Fund	\$ 22,682,509.85	\$	\$	\$	\$	\$
845	2	491	0300	Extension Incidental Trust Fund	1,420,721.67					
	2	491	0400	Health Center Educational and General						
846				Liability Insurance Trust Fund	1,873,603.31					
847	2	491	0600	Working Capital Trust Fund	8,829,706.37					
848	2	491	0800	Sponsored Research Development Trust Fund	40,625,445.30				28,627,462.20	
	2	491	0900	Engineering and Industrial Experiment Station						
849				Research Contracts Revolving Trust Fund	8,044,853.85				6,020,900.81	
	2	491	1000	School of Veterinary Trust Fund						
850				Operation and Maintenance Trust Fund	876,897.44					
Health Center—										
851	2	491	1200	Educational and General—Incidental Trust Fund	895,877.56					
852	2	491	1300	Grants and Donations Trust Fund	16,197,856.54				654.86	
Teaching Hospital and Allied Clinics—										
853	2	491	1400	Operation and Maintenance Trust Fund	42,452,937.06					
Dormitory Revenue Certificates 1848 Issue—										
854	2	491	1700	Interest and Sinking Trust Fund	221,353.37					
855	2	491	1800	Revenue Trust Fund	1,300,323.93					
856	2	491	1900	Operating Trust Fund	1,879,786.84					
857	2	491	2000	Repairs and Replacement Trust Fund	127,990.11					
Dormitories Revenue Certificates 1954 Issue—										
858	2	491	2100	Repairs and Replacement Trust Fund	8,552.38					
859	2	491	2200	Interest and Sinking Trust Fund	79,867.57					
Dormitory Revenue Certificate 1955 Issue—										
860	2	491	2300	Interest and Sinking Trust Fund	42,396.69					
861	2	491	2400	Repairs and Replacement Trust Fund	5,077.01					
Laboratory School Revenue Certificates—										
862	2	491	2500	Reserve Maintenance Trust Fund	25,468.78					
863	2	491	2600	Interest and Sinking Trust Fund	62,502.90					
Housing System Revenue Certificate 1959 Issue—										
864	2	491	2700	Revenue Trust Fund	4,660,129.26					
865	2	491	2800	Issue Interest and Sinking Trust Fund	1,115,066.39					
866	2	491	2900	Building Maintenance and Equipment Reserve Trust Fund	275,682.52					
Dormitory Revenue Certificate 1962 Issue—										
867	2	491	3100	Interest and Sinking Trust Fund	45,172.76					
868	2	491	3200	Repairs and Replacement Trust Fund	3,360.14					
Apartment Revenue Certificate 1964 Issue—										
869	2	491	3300	Interest and Sinking Trust Fund	82,078.96					
870	2	491	3400	Repairs and Replacement Trust Fund	11,906.31					
871	2	491	3500	Revenue Trust Fund	310,290.79					
Institute of Food and Agricultural Sciences—										
872	2	491	3600	Extension Service Incidental Trust Fund	301,827.85					
873	2	491	3900	Extension Service Federal Grants Trust Fund	1,440,429.00				1,440,429.00	
874	2	491	4000	Experiment Station Incidental Trust Fund	2,262,388.94					
875	2	491	4100	Experiment Station Grants and Donations Trust Fund	12,476,212.93				9,559,461.48	
	2	491	4200	Experiment Station Federal Grants and Donations					1,898,671.92	
876				Trust Fund	1,899,267.62					
Housing Revenue Certificates 1971 Issue—										
877	2	491	4300	Interest and Sinking Trust Fund	20,276.62					
878	2	491	4400	Repairs and Replacement Trust Fund	250.00					
879	2	491	4600	Housing System Revenue Trust Fund of 1974	479,013.62					
880	2	491	4700	Law Review Trust Fund	27,162.61					
881	2	491	5000	Uniform Payroll Trust Fund	197.91					
882				Total University of Florida	\$ 173,064,442.74	\$	\$	\$	\$ 47,547,580.27	\$
Florida State University:										
883	2	492	0200	Working Capital Trust Fund	\$ 2,769,795.40	\$	\$	\$	\$	\$
884	2	492	0300	Auxiliary Trust Fund	16,715,887.94	740,495.75			18,999.99	
885	2	492	0500	Grants and Donations Trust Fund	2,095,183.00					
Education Program—Extension—										
886	2	492	0900	Incidental Trust Fund	1,182,952.17	424,237.69				
Revenue Certificates Series 1950—										
887	2	492	1400	Interest and Sinking Trust Fund	160,619.74					
888	2	492	1500	Revenue Trust Fund	22,480.63					
889	2	492	1800	Repairs and Replacement Trust Fund	318,905.20	99,714.16				
Demonstration School Certificates—										
890	2	492	2000	Interest and Sinking Fund	46,183.35					
Dormitories Revenue Certificates of 1954—										
891	2	492	2300	Interest and Sinking Trust Fund	13,808.75					
892	2	492	2400	Repairs and Replacement Trust Fund	816.35					
Dormitories Revenue Certificates of 1956—										
893	2	492	2600	Repairs and Replacement Trust Fund	250.25					
894	2	492	2700	Interest and Sinking Trust Fund	7,280.00					
Dormitory Revenue Certificates of 1957—										
895	2	492	2900	Repairs and Replacement Trust Fund	25,633.47					
896	2	492	3000	Interest and Sinking Trust Fund	186,073.75					
Apartment Revenue Certificates of 1959—										
897	2	492	3400	Interest and Sinking Trust Fund	109,038.00					

RECEIPTS BY FUND, DEPARTMENT AND SOURCE

DONATIONS	OTHER DIRECT REVENUE		Total Direct Revenue	NON-OPERATING RECEIPTS					Total Non-Operating Receipts	Line No.
	Miscellaneous	Interest		Service Charges to General Revenue	Transfers	Refunds	Sale of Investments	Sale of Revenue Certificates		
	\$ 45,000.00	\$ 21,515,876.54	\$ 21,560,876.54		\$ 1,120,146.44	\$ 1,486.87			\$ 1,121,633.31	844
	6,288.22	1,413,882.65	1,420,170.87		550.80				550.80	845
		1,252,953.31	1,266,787.82				606,815.49		606,815.49	846
		8,829,704.29	8,829,704.29			2.08			2.08	847
	9,788,206.60	196,646.95	38,612,315.75		8,285.57	4,843.98	2,000,000.00		2,013,129.55	848
	1,964,088.58	58,923.96	8,043,913.35			940.50			940.50	849
		876,897.44	876,897.44							850
		895,877.56	895,877.56							851
	12,017,608.25	342,611.70	12,360,874.81		2,934,863.51	2,118.22	900,000.00		3,836,981.73	852
		42,449,614.53	42,449,614.53			3,322.53			3,322.53	853
		4,515.24	5,741.77		4,192.00		211,419.60		215,611.60	854
		1,300,323.93	1,300,323.93							855
		342,149.72	342,149.72		1,536,985.39	651.73			1,537,637.12	856
		43,913.14	43,913.14		4,076.97		80,000.00		84,076.97	857
		8,552.38	8,552.38							858
		70,867.57	70,867.57				9,000.00		9,000.00	859
		42,396.69	42,396.69							860
		5,077.01	5,077.01							861
		5,468.76	5,468.76				20,000.00		20,000.00	862
		10,867.90	10,867.90				24,000.00	27,635.00	51,635.00	863
		4,263,542.65	4,272,659.11			189.79	387,280.36		387,470.15	864
		835,066.39	835,066.39				280,000.00		280,000.00	865
		61,857.52	61,857.52		183,825.00		50,000.00		213,825.00	866
		30,172.76	30,172.76				15,000.00		15,000.00	867
		3,360.14	3,360.14							868
		22,078.96	22,078.96		60,000.00				60,000.00	869
		2,906.31	2,906.31		9,000.00				9,000.00	870
		279,896.84	279,896.84		30,393.95				30,393.95	871
		301,827.85	301,827.85							872
			1,440,429.00							873
		2,262,388.94	2,262,388.94							874
	2,876,676.46	27,873.79	12,464,011.73		11,154.35	1,046.85			12,201.20	875
			1,898,671.92			595.70			595.70	876
		20,276.62	20,276.62							877
		250.00	250.00							878
		477,140.98	477,140.98		1,872.64				1,872.64	879
		21,201.81	21,452.90				5,709.71		5,709.71	880
						197.91			197.91	881
	\$26,697,868.11	\$ 88,276,962.83	\$ 162,546,839.80		\$ 5,885,346.62	\$ 15,396.16	\$ 4,589,225.16	\$ 27,635.00	\$ 10,517,602.94	882
										883
	\$ 2,768,033.45		\$ 2,768,033.45		\$ 1,311.96			\$ 449.99	\$ 1,761.95	884
	13,639,264.74	32,128.18	14,430,888.66		346,226.08	184,374.34	1,750,026.76	4,372.10	2,284,999.28	885
					2,095,183.00				2,095,183.00	886
		613,100.75	1,038,615.01		3,180.67	581.56	140,574.93		144,337.16	887
		14,960.74	19,550.88		4,278.00		136,790.86		141,068.86	888
			311.96				22,168.65		22,168.65	889
		169,304.60	269,581.26				49,323.94		49,323.94	890
	44,000.00		44,000.00				2,183.35		2,183.35	891
		11,650.00	11,690.63				2,118.12		2,118.12	892
			2.44				813.91		813.91	893
		250.25	250.25							894
		3,249.75	3,320.92				3,959.08		3,959.08	895
		1,223.15	2,021.22				23,612.25		23,612.25	896
			4,400.00				181,673.75		181,673.75	897
		50,600.00	51,518.45				57,519.55		57,519.55	898

RECEIPTS BY FUND, DEPARTMENT AND SOURCE

Line No.	Fund No.	Dept. and Div. No.	Entity and Source No.	SOURCE	Total Receipts	DIRECT REVENUE				
						FROM STATE TAXATION			AIDS AND	
						Fees	Licenses	Taxes	U.S. Government	Counties and Cities
TRUST FUND (Continued)										
		481-499		EDUCATION, DEPARTMENT OF AND COMMISSIONER OF EDUCATION (Continued)						
		492		Florida State University: (Continued)						
				Apartment Revenue Certificates of 1961—						
898	2	492	3700	Interest and Sinking Trust Fund	\$ 83,710.00	\$	\$	\$	\$	\$
899	2	492	4000	Repairs and Replacement Trust Fund	1,924.28					
				Dormitory Revenue Certificates of 1963—						
900	2	492	4200	Revenue Trust Fund	141,562.76					
				Apartment Revenue Certificates of 1963—						
901	2	492	4400	Revenue Trust Fund	205,064.13					
902	2	492	4500	Sponsored Research Development Trust Fund	20,254,133.96			12,990,173.68	23,700.00	
				Revenue Certificates of 1969—						
903	2	492	4700	Revenue Trust Fund	93,055.00					
904	2	492	5000	Uniform Payroll Trust Fund	8,809.48					
905				Total Florida State University	\$ 44,443,187.61	\$ 1,264,447.60	\$	\$	\$ 13,009,173.67	\$ 23,700.00
		493		Florida Agricultural and Mechanical University:						
906	2	493	0200	Auxiliary Trust Fund	\$ 1,351,782.78	\$	\$	\$	\$	\$
				Continuing Education Program—						
907	2	493	0300	Extension Incidental Trust Fund	25,520.56					
908	2	493	0400	Grants and Donations Trust Fund	7,005,363.84			5,179,852.89	356,432.36	
				Dormitory Revenue Certificates of 1952—						
909	2	493	0900	Revenue Trust Fund	265,057.96					
910	2	493	1000	Operation and Maintenance Trust Fund	292,510.00					
911	2	493	1100	Interest and Sinking Trust Fund	55,382.00					
912	2	493	1200	Repairs and Replacement Trust Fund	30,502.55					
				Apartment Revenue Certificates of 1963—						
913	2	493	1400	Revenue Trust Fund	83,754.07					
				Dormitory Revenue Certificate of 1964—						
914	2	493	1800	Revenue Trust Fund	309,437.94					
				Hospital—						
915	2	493	1700	Interest and Sinking Trust Fund	30,562.32					
916	2	493	1800	Operation and Maintenance Trust Fund	19,174.02					
				Housing Revenue Certificate of 1969—						
917	2	493	2200	Revenue Trust Fund	241,340.81					
				Apartment Revenue Certificate of 1963—						
918	2	493	2400	Interest and Sinking Trust Fund	67,916.63					
				Dormitory Revenue Certificate of 1964—						
919	2	493	2500	Interest and Sinking Trust Fund	129,743.85					
920	2	493	2600	Mobile Home Unit Trust Fund	46,829.08					
921	2	493	2700	Sponsored Research Development	194,253.33					
				Apartment Revenue Certificate of 1963—						
922	2	493	3000	Repairs and Replacement Trust Fund	6,529.13					
				Dormitory Revenue Certificate of 1964—						
923	2	493	3100	Repairs and Replacement Trust Fund	13,903.95					
				Housing Revenue Certificates of 1969—						
924	2	493	3200	Interest and Sinking Trust Fund	56,293.71					
925				Total Florida Agricultural and Mechanical University	\$ 10,225,858.53	\$	\$	\$ 5,179,852.89	\$ 356,432.36	\$
		494		University of Central Florida:						
926	2	494	0200	Grants and Donations Trust Fund	\$ 6,222,506.08	\$	\$	\$ 25,195.25	\$	\$
927	2	494	0300	Auxiliary Trust Fund	4,019,172.77					
928	2	494	0400	Extension Incidental Trust Fund	557,043.96					
				Dormitory Revenue Certificates of 1967—						
929	2	494	0500	Revenue Trust Fund	435,570.26					
930	2	494	0600	Solar Energy Center Testing Trust Fund	67,713.04					
931	2	494	0700	Sponsored Research and Development Trust Fund	94,720.43					
932				Total University of Central Florida	\$ 11,396,726.54	\$	\$	\$ 25,195.25	\$	\$
		495		University of South Florida:						
933	2	495	0200	Working Capital Trust Fund	\$ 1,372,851.76	\$	\$	\$	\$	\$
934	2	495	0300	Auxiliary Trust Fund	10,864,655.87					
				Continuing Education Program—						
935	2	495	0500	Extension Incidental Trust Fund	782,283.31					
936	2	495	0600	Grants and Donations Trust Fund	11,913,412.32			5,985,712.42	258,311.76	
				Dormitory Revenue Certificates of 1959—						
937	2	495	0700	Operation and Maintenance Trust Fund	328,119.27					
938	2	495	0800	Interest and Sinking Trust Fund	80,335.61					
939	2	495	0900	Building Maintenance Reserve Trust Fund	6,968.92					
				Dormitory Revenue Certificates of 1960—						
940	2	495	1000	Operation and Maintenance Trust Fund	333,621.69					
941	2	495	1100	Interest and Sinking Trust Fund	101,002.55					
942	2	495	1200	Maintenance and Equipment Reserve Trust Fund	6,528.56					
				Dormitory Revenue Certificates of 1961—						
943	2	495	1300	Revenue Trust Fund	460,029.34					
944	2	495	1400	Interest and Sinking Trust Fund	168,466.85					

RECEIPTS BY FUND, DEPARTMENT AND SOURCE

DONATIONS	OTHER DIRECT REVENUE		Total Direct Revenue	NON-OPERATING RECEIPTS						Total Non-Operating Receipts	Line No.
	Miscellaneous	Interest		Service Charges to General Revenue	Transfers	Refunds	Sale of Investments	Sale of Revenue Certificates	Other Non-Operating Receipts		
	\$ 64,867.50	\$ 484.51	\$ 65,352.01				\$ 18,357.99			\$ 18,357.99	898
		15.64	15.64				1,908.64			1,908.64	899
		1,440.46	1,440.46				140,122.30			140,122.30	900
	14,000.00	3,972.12	17,972.12				187,112.01			187,112.01	901
6,981,687.64	799.13	7,112.84	20,003,473.29		142,330.00	91,130.67	17,200.00			250,660.67	902
	38,701.30	1,086.30	39,787.60				53,267.40			53,267.40	903
						8,809.48				8,809.48	904
\$ 7,025,687.64	\$ 17,390,005.36	\$ 59,212.00	\$ 38,772,226.27	\$ 2,591,197.75	\$ 286,208.01	\$ 2,788,733.49	\$ 4,822.09			\$ 5,670,961.34	905
	\$ 1,275,354.35		\$ 1,275,354.35	\$ 76,421.88	\$ 6.55					\$ 76,428.43	906
	25,404.53		25,404.53					116.03		116.03	907
955,030.31			6,491,315.56	508,648.38	5,399.90					514,048.28	908
	265,057.96		265,057.96								909
	10.00		10.00	292,500.00						292,500.00	910
		2,799.19	2,799.19	28,000.00			24,582.81			52,582.81	911
		2,218.18	2,218.18				28,284.37			28,284.37	912
	83,754.07		83,754.07								913
	309,437.94		309,437.94								914
		1,562.32	1,562.32				29,000.00			29,000.00	915
		1,674.55	1,674.55				17,499.47			17,499.47	916
	211,294.77	1,181.79	212,476.56				28,864.25			28,864.25	917
		3,900.75	3,900.75	18,000.00			46,015.88			64,015.88	918
		7,560.13	7,560.13	36,000.00			86,183.72			122,183.72	919
	46,829.08		46,829.08								920
	99,481.07		99,481.07	94,772.26						94,772.26	921
		2,161.94	2,161.94				4,367.19			4,367.19	922
		1,101.22	1,101.22	6,299.61	130.71		4,372.41			12,802.73	923
		3,148.21	3,148.21	10,000.00			43,145.50			53,145.50	924
\$ 955,030.31	\$ 2,316,623.77	\$ 27,308.28	\$ 8,825,247.61	\$ 1,072,642.13	\$ 5,537.16	\$ 312,315.60	\$ 116.03			\$ 1,390,610.92	925
\$ 5,292,030.61	\$ 6,833.99		\$ 5,324,059.85	\$ 890,387.95	\$ 275.22			\$ 7,783.06		\$ 898,446.23	926
	4,018,193.58		4,018,193.58		220.90			758.29		979.19	927
	556,827.96		556,827.96					216.00		216.00	928
	435,570.26		435,570.26								929
	67,713.04		67,713.04								930
	48,000.00		48,000.00	46,720.43						46,720.43	931
\$ 5,292,030.61	\$ 5,133,138.83		\$ 10,450,364.69	\$ 937,108.38	\$ 496.12			\$ 8,757.35		\$ 946,361.85	932
\$ 1,372,809.61			\$ 1,372,809.61		\$ 42.15					\$ 42.15	933
	7,762,499.15	59,255.62	7,821,754.77	1,318,000.00	126,806.56	1,600,094.54				3,042,901.10	934
	774,865.32	7,417.99	782,283.31								935
3,819,916.88	750.00	56,014.02	10,120,705.08	1,768,542.00	24,165.24					1,792,707.24	936
	327,769.07		327,769.07		350.20					350.20	937
	18,150.00	13,669.61	31,819.61	25,000.00		23,516.00				48,516.00	938
		6,887.40	6,887.40			81.52				81.52	939
	333,348.81		333,348.81		256.70			16.18		272.88	940
	25,130.00	19,149.55	44,279.55	27,000.00		29,723.00				56,723.00	941
		6,487.83	6,487.83			40.73				40.73	942
	440,633.25	19,217.01	459,850.26		141.04	38.04				179.08	943
	35,000.00	31,050.85	66,050.85	60,000.00		42,416.00				102,416.00	944

RECEIPTS BY FUND, DEPARTMENT AND SOURCE

Line No.	Fund No.	Dept. and Div. No.	Entity and Source No.	SOURCE	Total Receipts	DIRECT REVENUE				
						FROM STATE TAXATION			AIDS AND	
						Fees	Licenses	Taxes	U.S. Government	Counties and Cities
TRUST FUND (Continued)										
		481-499		EDUCATION, DEPARTMENT OF AND COMMISSIONER OF EDUCATION (Continued)						
		495		University of South Florida: (Continued)						
				Dormitory Revenue Certificates of 1962—						
945	2	495	1500	Revenue Trust Fund	\$ 514,840.39	\$	\$	\$	\$	\$
				Dormitory Dining and Auxiliary Revenue Certificates of 1965—						
946	2	495	1700	Revenue Trust Fund Trust Fund	692,614.29					
947	2	495	1800	Interest and Sinking Trust Fund	207,459.48					
948	2	495	1900	Sponsored Research Development Trust Fund	757,533.04					
				Dormitory Revenue Certificates of 1962—						
949	2	495	2200	Interest and Sinking Trust Fund	155,805.63					
				Medical Center—						
950	2	495	2300	Professional Medical Liability Self-Insurance Trust Fund	363,561.49					
951	2	495	2400	Operations and Maintenance Trust Fund	866,876.69					
952				Total University of South Florida	\$ 29,976,967.06	\$	\$	\$	\$ 5,985,712.42	\$ 258,311.76
		496		Florida Atlantic University:						
953	2	496	0200	Grants and Donations Trust Fund	\$ 3,260,444.47	\$	\$	\$	\$ 599,282.61	\$
954	2	496	0300	Auxiliary Trust Fund	4,176,740.31	43,673.31				
				Continuing Education Program—						
955	2	496	0400	Extension Incidental Trust Fund	942,800.74	153.52				
				Dormitory Revenue Certificates of 1964—						
956	2	496	0800	Revenue Trust Fund	280,236.34					
				Revenue Certificates of 1966-A Issue—						
957	2	496	0900	Revenue Trust Fund	246,854.95					
				Revenue Certificates of 1966-B Issue—						
958	2	496	1000	Revenue Trust Fund	296,100.44					
959	2	496	1300	Sponsored Research Development Trust Fund	169,709.06					
960				Total Florida Atlantic University	\$ 9,372,886.31	\$ 43,826.83	\$	\$	\$ 599,282.61	\$
		497		University of West Florida:						
961	2	497	0200	Grants and Donations Trust Fund	\$ 1,090,589.78	\$	\$	\$	\$ 219,900.65	\$ 85,989.84
962	2	497	0300	Auxiliary Trust Fund	1,232,404.53					
				Continuing Education Program—						
963	2	497	0400	Extension Incidental Trust Fund	183,627.60	21,604.15				12,640.00
				Dormitory Revenue Certificates of 1966—						
964	2	497	0600	Revenue Trust Fund	351,961.75					
				Dormitory Revenue Certificates of 1972—						
965	2	497	0700	Revenue Trust Fund	373,996.62					
966	2	497	0800	Sponsored Research Development Trust Fund	4,459,061.37				2,989,096.46	1,217,094.75
967	2	497	5000	Uniform Payroll Trust Fund	134.42					
968				Total University of West Florida	\$ 7,691,776.07	\$ 21,604.15	\$	\$	\$ 3,208,997.11	\$ 1,315,723.68
		498		Florida International University:						
969	2	498	0200	Extension Incidental Trust Fund	\$ 1,211,101.28	\$ 29,982.00	\$	\$	\$ 37,389.60	\$ 28,530.00
970	2	498	0300	Grants and Donations Trust Fund	4,719,975.50	180,668.47			1,650,111.98	401,278.84
971	2	498	0500	Auxiliary Trust Fund	2,550,007.39	109,300.00				
972	2	498	0800	Sponsored Research Development Trust Fund	46,243.06					
973				Total Florida International University	\$ 8,527,327.23	\$ 319,950.47	\$	\$	\$ 1,687,501.58	\$ 429,808.84
		499		University of North Florida:						
974	2	499	0200	Extension Incidental Trust Fund	\$ 180,653.03	\$ 167,166.00	\$	\$	\$	\$
975	2	499	0300	Auxiliary Trust Fund	780,893.73					
976	2	499	0400	Grants and Donations Trust Fund	1,845,710.74	42,032.53			1,290,181.43	
977	2	499	0800	Sponsored Research and Development Trust Fund	63,710.55					
978				Total University of North Florida	\$ 2,870,958.05	\$ 209,198.53	\$	\$	\$ 1,290,181.43	\$
979				TOTAL DEPARTMENT OF EDUCATION AND COMMISSIONER OF EDUCATION	\$ 1,178,705,142.76	\$ 39,711,161.81	\$ 64,662,442.00	\$ 92,258,497.96	\$ 399,936,041.68	\$ 2,383,976.94
		510-519		ADMINISTRATION, DEPARTMENT OF						
		510		Office of the Secretary:						
980	2	510	0100	Administrative Trust Fund	\$ 1,211,320.05	\$	\$	\$	\$	\$
981				Total Office of the Secretary	\$ 1,211,320.05	\$	\$	\$	\$	\$
		512		Division of State Planning:						
982	2	512	0600	State-Federal Relations Trust Fund	\$ 34,094.58	\$	\$	\$	\$	\$
983				Total Division of State Planning	\$ 34,094.58	\$	\$	\$	\$	\$
		514		Division of Administrative Hearings:						
984	2	514	0100	Administrative Trust Fund	\$ 113,058.00	\$	\$	\$	\$	\$
985				Total Division of Administrative Hearings	\$ 113,058.00	\$	\$	\$	\$	\$
		515		Division of Personnel:						
986	2	515	0100	State Personnel System Trust Fund	\$ 4,246,931.51	\$	\$	\$	\$	\$
987	2	515	0200	Grants and Donations Trust Fund	649,235.56				538,526.00	

RECEIPTS BY FUND, DEPARTMENT AND SOURCE

DONATIONS	OTHER DIRECT REVENUE		Total Direct Revenue	NON-OPERATING RECEIPTS						Total Non-Operating Receipts	Line No.
	Other	Miscellaneous		Interest	Service Charges to General Revenue	Transfers	Refunds	Sale of Investments	Sale of Revenue Certificates		
		\$ 510,454.44	\$ 4,294.99	\$ 514,749.43			\$ 35.34	\$ 55.62		\$ 90.96	945
		681,181.39	6,441.86	687,623.25		4,847.03	141.55	2.46		4,991.04	946
			32,834.93	32,834.93		90,000.00		84,624.55		174,624.55	947
100.00		20,428.21	12,424.47	32,952.68		724,580.36				724,580.36	948
			31,452.01	31,452.01		75,000.00		49,353.62		124,353.62	949
		236,000.00	113,508.56	349,508.56				14,052.93		14,052.93	950
		806,636.23	12,150.01	818,786.24			50.45	48,040.00		48,090.45	951
\$ 3,820,016.88	\$ 13,345,655.46	\$ 432,256.71	\$ 23,841,953.25	\$ 4,090,969.39	\$ 151,989.23	\$ 1,892,039.01	\$ 16.18	\$ 6,135,013.81			952
\$ 1,311,914.20	\$ 226,918.35	\$ 28,036.99	\$ 2,166,152.15	\$ 591,305.00	\$ 1,186.44	\$ 501,800.88		\$ 1,094,292.32			953
	2,834,175.46	52,039.19	2,929,887.96		3,150.79	1,243,701.56		1,246,852.35			954
	726,382.44	12,530.75	739,046.71		67.44	203,686.59		203,754.03			955
		16,675.99	16,675.99		52,230.00	211,330.35		263,560.35			956
		12,986.00	12,986.00		60,800.00	173,068.95		233,868.95			957
		16,258.43	16,258.43		62,600.00	217,242.01		279,842.01			958
		2,386.53	2,386.53		99,369.45	67,953.08		167,322.53			959
\$ 1,311,914.20	\$ 3,787,456.25	\$ 140,913.88	\$ 5,883,393.77	\$ 866,304.45	\$ 4,404.67	\$ 2,618,783.42		\$ 3,489,492.54			960
\$ 42,032.33	\$ 82,009.57		\$ 429,931.78	\$ 660,658.00				\$ 660,658.00			961
	1,223,567.42	8,837.11	1,232,404.53								962
3,298.00	140,767.00		178,309.15		5,318.45			5,318.45			963
	347,021.87	4,939.88	351,961.75								964
	372,923.82	1,072.80	373,996.62								965
165,178.74	71,609.97	425.94	4,443,405.86		15,545.39	110.12		15,655.51			966
						134.42		134.42			967
\$ 210,509.07	\$ 2,237,899.65	\$ 15,275.73	\$ 7,010,009.69	\$ 681,521.84	\$ 244.54			\$ 681,766.38			968
\$ 26,842.21	\$ 921,568.33	\$ 6,623.93	\$ 1,050,936.07			\$ 13.20	\$ 160,152.01	\$ 160,165.21			969
1,172,866.56	292,476.93	6,988.88	3,704,391.66		1,008,504.61	7,079.23		1,015,583.84			970
1,282.78	1,905,194.31	6,092.22	2,021,869.31			520.00	527,618.08	528,138.08			971
	46,243.06		46,243.06								972
\$ 1,200,991.55	\$ 3,165,482.63	\$ 19,705.03	\$ 6,823,440.10	\$ 1,008,504.61	\$ 7,612.43	\$ 687,770.09		\$ 1,703,887.13			973
	13,428.53		180,594.53			58.50		58.50			974
	777,073.75		777,073.75			3,809.98		3,809.98			975
	63,842.31		1,396,056.27		435,675.00	13,979.47		449,654.47			976
3,280.00	4,925.00		8,205.00		55,505.55			55,505.55			977
\$ 3,280.00	\$ 859,269.59		\$ 2,361,929.55	\$ 491,180.55	\$ 17,847.95			\$ 509,028.50			978
\$46,527,633.46	\$171,186,491.90	\$ 3,526,201.91	\$ 820,192,447.66	\$ 86,757,036.79	\$ 2,206,760.60	\$ 261,678,940.95	\$ 260,000.00	\$ 7,609,956.76		\$ 358,512,695.10	979
	104,932.67		104,932.67		1,092,208.21	14,179.17		1,106,387.38			980
	104,932.67		104,932.67		1,092,208.21	14,179.17		1,106,387.38			981
	142.89		142.89		33,951.69			33,951.69			982
	142.89		142.89		33,951.69			33,951.69			983
	113,058.00		113,058.00								984
	113,058.00		113,058.00								985
	42,990.44		42,990.44		112.00	99.35	410,259.83	3,793,469.89		4,203,941.07	986
27,255.78			565,781.78		11,385.35	72,068.43		83,453.78			987

RECEIPTS BY FUND, DEPARTMENT AND SOURCE

Line No.	Fund No.	Dept. and Div. No.	Entity and Source No.	SOURCE	Total Receipts	DIRECT REVENUE					
						FROM STATE TAXATION			AIDS AND		
						Fees	Licenses	Taxes	U.S. Government	Counties and Cities	
TRUST FUND (Continued)											
ADMINISTRATION, DEPARTMENT OF (Continued)											
Division of Personnel: (Continued)											
988	2	515	0300	State Employees Life Insurance Trust Fund	\$ 3,266,191.04	\$	\$	\$	\$	\$	\$
989	2	515	0400	State Employees Savings Bonds Trust Fund	3,113,047.66						
990	2	515	0500	State Employees Health Insurance Trust Fund	79,371,309.40						
991				Total Division of Personnel	\$ 90,646,715.17	\$	\$	\$	\$ 538,526.00	\$	\$
Division of Retirement:											
992	2	516	0100	Retirement System Trust Fund	\$ 979,734,903.70	\$	\$	\$	\$	\$	\$
993	2	516	0200	Operating Trust Fund	5,000,589.23						
994	2	516	0400	Social Security Contribution Trust Fund	12,998.58						
995	2	516	0500	Social Security Administration Trust Fund	1,244,048,225.95						
996	2	516	0600	Survivors Benefits Trust Fund	3,541,844.98						
997				Total Division of Retirement	\$ 2,232,338,562.44	\$	\$	\$	\$	\$	\$
Commission on Human Relations:											
998	2	518	0100	Grants and Donations Trust Fund	\$ 270,880.47	\$	\$	\$	\$ 266,350.00	\$	\$
999				Total Commission on Human Relations	\$ 270,880.47	\$	\$	\$	\$ 266,350.00	\$	\$
Human Resource Management:											
1000	2	519	0100	State Personnel System Trust Fund	\$ 2,314,344.94	\$	\$	\$	\$	\$	\$
1001				Total Human Resource Management	\$ 2,314,344.94	\$	\$	\$	\$	\$	\$
1002				TOTAL DEPARTMENT OF ADMINISTRATION	\$ 2,326,928,975.65	\$	\$	\$	\$ 804,876.00	\$	\$
COMMUNITY AFFAIRS, DEPARTMENT OF											
Office of the Secretary:											
1003	2	520	0100	Administrative Trust Fund	\$ 432,051.13	\$	\$	\$	\$	\$	\$
1004	2	520	0400	Florida State Prime Sponsor Trust Fund	17,706,442.55				17,060,321.88		
1005				Total Office of the Secretary	\$ 18,138,493.68	\$	\$	\$	\$ 17,060,321.88	\$	\$
Division of Community Services:											
1006	2	521	0200	Economic Opportunity Trust Fund	\$ 5,001,431.97	\$	\$	\$	\$ 4,930,466.71	\$	\$
1007	2	521	0300	Community Services Trust Fund	1,041,885.52						
1008				Total Office of Community Services	\$ 6,043,317.49	\$	\$	\$	\$ 4,930,466.71	\$	\$
Division of Veterans Affairs:											
1009	2	524	0100	State Approval Agency Trust Fund	\$ 324,632.86	\$	\$	\$	\$ 324,619.00	\$	\$
1010				Total Division of Veterans Affairs	\$ 324,632.86	\$	\$	\$	\$ 324,619.00	\$	\$
Division of Technical Assistance:											
1011	2	525	0600	Housing Assistance Trust Fund	\$ 4.60	\$	\$	\$	\$	\$	\$
1012				Total Division of Technical Assistance	\$ 4.60	\$	\$	\$	\$	\$	\$
Division of Public Safety:											
1013	2	527	0100	U.S. Contributions Trust Fund	\$ 197,470.15	\$	\$	\$	\$ 188,570.16	\$	\$
1014	2	527	0200	Disaster Relief United States Trust Fund	1,600,869.00				1,600,869.00		
1015	2	527	0300	Personnel and Administrative Trust Fund	1,232,509.67				1,203,398.00		
1016	2	527	0400	Governor's Highway Safety Commission Trust Fund	7,493,326.17				7,043,290.14		
1017	2	527	0500	Radiological Equipment Facility Trust Fund	107,856.88				102,372.55		
1018	2	527	0600	Community Shelter Planning Program	126,365.38	\$	\$		123,877.76		
1019	2	527	0700	Disaster Planning Trust Fund	28,417.16				21,888.43		
1020	2	527	0800	Governor's Council On Criminal Justice Trust Fund	22,574,926.92				22,018,869.55		
1021	2	527	0900	Block Grant Matching Trust Fund	3,745,155.74						
1022				Total Division of Public Safety	\$ 37,106,897.07	\$	\$	\$	\$ 32,303,135.59	\$	\$
Division of Local Resource Management:											
1023	2	528	0100	Urban Planning Assistance Revolving Trust Fund	\$ 822,358.57	\$	\$	\$	\$ 778,598.00	\$	\$
1024	2	528	0200	State Planning Trust Fund	466,647.28				292,574.72		
1025	2	528	0300	Community Development Trust Fund	1,170,912.50				577,000.00		
1026	2	528	0400	Revolving Land Acquisition and Site Development Trust Fund	333,387.01						
1027	2	528	0500	Factory Built Housing Trust Fund	177,291.36	59,808.68			100,000.00		
1028	2	528	0600	Housing Assistance Trust Fund	638,046.68				521,787.00		
1029	2	528	0700	Neighborhood Housing Assistance Grant Fund	500,000.00						
1030				Total Division of Local Resource Management	\$ 4,108,643.40	\$ 59,808.68	\$	\$	\$ 2,269,959.72	\$	\$
1031				TOTAL DEPARTMENT OF COMMUNITY AFFAIRS	\$ 65,721,989.10	\$ 59,808.68	\$	\$	\$ 56,888,502.90	\$	\$

RECEIPTS BY FUND, DEPARTMENT AND SOURCE

DONATIONS	OTHER DIRECT REVENUE		Total Direct Revenue	NON-OPERATING RECEIPTS						Total Non-Operating Receipts	Line No.
	Other	Miscellaneous		Interest	Service Charges to General Revenue	Transfers	Refunds	Sale of Investments	Sale of Revenue Certificates		
	\$ 235.91		\$ 235.91			\$ 568,937.00	\$ 550,000.00		\$ 2,147,018.13	\$ 3,265,955.13	988
	452.08		452.08			2,365,081.53	37,930,000.00		3,063,047.66	3,113,047.66	989
									39,075,775.79	79,370,857.32	990
\$ 27,255.78	\$ 43,678.43		\$ 609,460.21		\$ 11,497.35	\$ 3,006,186.31	\$ 38,940,259.83		\$ 48,079,311.47	\$ 90,037,254.96	991
		\$ 289,991,176.39	\$ 289,991,176.39		\$ 46,456.67	\$ 107,837.79	\$ 239,965,061.72		\$ 449,624,371.13	\$ 689,743,727.31	992
	52.01		52.01		5,000,000.00	537.22				5,000,537.22	993
		12,998.58	12,998.58								994
		3,106,623.09	3,106,623.09		133,278.97		609,399,275.49		631,409,048.40	1,240,941,602.86	995
		1,982,249.55	1,982,249.55		1,366,721.03	1,206.40	191,668.00			1,559,595.43	996
\$ 52.01	\$ 295,093,047.61		\$ 295,093,099.62		\$ 6,546,456.67	\$ 109,581.41	\$ 849,556,005.21		\$ 1,081,033,419.53	\$ 1,937,245,462.82	997
			\$ 266,350.00		\$ 4,530.47					\$ 4,530.47	998
			\$ 266,350.00		\$ 4,530.47					\$ 4,530.47	999
	\$ 170.94		\$ 170.94		\$ 2,314,174.00					\$ 2,314,174.00	1000
	\$ 170.94		\$ 170.94		\$ 2,314,174.00					\$ 2,314,174.00	1001
\$ 27,255.78	\$ 262,034.94	\$ 295,093,047.61	\$ 296,187,214.33		\$ 10,002,818.39	\$ 3,129,946.89	\$ 888,496,265.04		\$ 1,129,112,731.00	\$ 2,030,741,761.32	1002
	\$ 438.48		\$ 438.48		\$ 431,011.64	\$ 601.01				\$ 431,612.65	1003
	3,198.40		17,063,520.28			642,922.27				642,922.27	1004
	\$ 3,636.88		\$ 17,063,958.76		\$ 431,011.64	\$ 643,523.28				\$ 1,074,534.92	1005
	\$ 99.00		\$ 4,930,565.71			\$ 70,866.26				\$ 70,866.26	1006
						1,041,885.52				1,041,885.52	1007
	\$ 99.00		\$ 4,930,565.71			\$ 1,112,751.78				\$ 1,112,751.78	1008
			\$ 324,619.00			\$ 13.86				\$ 13.86	1009
			\$ 324,619.00			\$ 13.86				\$ 13.86	1010
						\$ 4.60				\$ 4.60	1011
						\$ 4.60				\$ 4.60	1012
	\$ 7,513.46		\$ 196,083.62		\$ 1,202.71	\$ 183.82				\$ 1,386.53	1013
			1,800,869.00								1014
			1,203,398.00		29,111.67					29,111.67	1015
	291.30		7,043,581.44		236,994.47	212,750.26				449,744.73	1016
	35.16		102,407.71		5,449.17					5,449.17	1017
			123,877.76		2,467.62	20.00				2,467.62	1018
			21,888.43		6,528.73					6,528.73	1019
	1,800.57		22,020,670.12		197,255.86	357,000.94				554,256.80	1020
	810,752.67		810,752.67		2,901,076.64	33,326.43				2,934,403.07	1021
\$ 820,393.16			\$ 33,123,528.75		\$ 3,380,086.87	\$ 603,281.45				\$ 3,983,368.32	1022
	\$ 1,198.66		\$ 779,796.66		\$ 26,850.03	\$ 15,711.88				\$ 42,561.91	1023
	10,000.00		302,574.72		150,000.00	14,072.56				164,072.56	1024
	294.50		577,294.50		593,168.27	449.73				593,618.00	1025
	2,054.98	6,276.19	8,331.17		7,696.07	2,628.31	245,000.00		69,731.46	325,055.84	1026
	130.45		159,939.13		16,536.99	815.24				17,352.23	1027
			521,787.00		114,904.39	1,355.29				116,259.68	1028
					500,000.00					500,000.00	1029
\$ 13,678.59	\$ 6,276.19		\$ 2,349,723.18		\$ 1,409,155.75	\$ 35,033.01	\$ 245,000.00		\$ 69,731.46	\$ 1,758,920.22	1030
\$ 637,807.63	\$ 6,276.19		\$ 57,792,395.40		\$ 5,220,254.26	\$ 2,394,607.98	\$ 245,000.00		\$ 69,731.46	\$ 7,929,593.70	1031

RECEIPTS BY FUND, DEPARTMENT AND SOURCE

Line No.	Fund No.	Dept. and Div. No.	Entity and Source No.	SOURCE	Total Receipts	DIRECT REVENUE					
						FROM STATE TAXATION			AIDS AND		
						Fees	Licenses	Taxes	U.S. Government	Counties and Cities	
TRUST FUND (Continued)											
BUSINESS REGULATION, DEPARTMENT OF											
Office of the Secretary:											
1032	2	530	0100	Administrative Trust Fund	\$ 587,003.00						
1033				Total Office of the Secretary	\$ 587,003.00						
Division of Pari-Mutuel Wagering:											
1034	2	531	0100	Operating Trust Fund	\$ 33,825,855.99	\$ 31,210.00	\$ 227,082.50	\$ 33,338,254.71			
1035	2	531	0200	Additional Harness and Dog Track Tax Trust Fund	17,280,844.72			17,280,844.72			
1036				Total Division of Pari-Mutuel Wagering	\$ 50,906,700.71	\$ 31,210.00	\$ 227,082.50	\$ 50,619,099.43			
Division of Hotels & Restaurants:											
1037	2	532	0100	Hotel and Restaurant Trust Fund	\$ 3,052,817.22	\$ 723,868.96	\$ 1,710,698.56				
1038				Total Division of Hotels and Restaurants	\$ 3,052,817.22	\$ 723,868.96	\$ 1,710,698.56				
Division of Florida Land Sales:											
1039	2	533	0100	Florida Land Sales Trust Fund	\$ 1,982,528.45	\$ 1,740,728.09					
1040				Total Division of Florida Land Sales	\$ 1,982,528.45	\$ 1,740,728.09					
Division of Alcoholic Beverages and Tobacco:											
1041	2	534	0100	Cigarette Tax Collection Trust Fund	\$ 255,865,753.99			\$ 255,845,173.99			
1042	2	534	0200	Beverage License Trust Fund	13,889,444.35		13,820,889.03				
1043	2	534	0300	Cigarette Bootleg Study Trust Fund	11,112.00			11,112.00			
1044				Total Division of Alcoholic Beverages and Tobacco	\$ 269,766,310.34		\$ 13,820,889.03	\$ 255,845,173.99	\$ 11,112.00		
Division of General Regulations:											
1045	2	535	0200	Certified Shorthand Reporters Trust Fund	\$ 47.00						
1046				Total Division of General Regulations	\$ 47.00						
1047				TOTAL DEPARTMENT OF BUSINESS REGULATION	\$ 326,295,406.72	\$ 2,495,807.05	\$ 15,758,670.09	\$ 306,464,273.42	\$ 11,112.00		
LABOR AND EMPLOYMENT SECURITY, DEPARTMENT OF											
Office of the Secretary and Administrative Services:											
1048	2	540	0100	Administrative Trust Fund	\$ 4,084,743.65						
1049	2	540	0200	Special Employment Security Trust Fund	1,131,050.11						
1050	2	540	0300	Revolving Trust Fund	1,574,722.42						
1051	2	540	0400	Caldwell-Data Center Working Capital Trust Fund	3,614,195.38						
1052	2	540	0600	Workmen's Compensation Special Disability Trust Fund	19,249,446.71			17,493,823.04			
1053	2	540	0700	Industrial Relations Commission Trust Fund	211,506.02						
1054	2	540	0900	Public Employees Relations Commission Trust Fund	28,570.22						
1055	2	540	1000	Employment Security Administration Trust Fund	555,157.96						
1056	2	540	1100	Workers Compensation Administrative Trust Fund	2,601,021.00						
1057				Total Office of the Secretary and Administrative Services	\$ 33,050,413.47			\$ 17,493,823.04			
Division of Labor:											
1058	2	541	0100	Workmen's Compensation Administrative Trust Fund	\$ 1,247,868.02			\$ 473,342.19	\$ 17,459.63		
1059	2	541	0400	Grants and Donations Trust Fund	201,266.54				201,266.54		
1060				Total Division of Labor	\$ 1,449,134.56			\$ 473,342.19	\$ 218,726.17		
Division of Employment Security:											
1061	2	542	0100	Administrative Trust Fund	\$ 37.44						
1062	2	542	0200	Grants and Donations Trust Fund	7,328,255.90				6,770,209.33		
1063	2	542	0300	Employment Security Administration Trust Fund	56,010,585.32				54,888,936.43		
1064	2	542	1000	Unemployment Compensation Benefit Trust Fund	149,998,363.35				15,074,106.62		
1065	2	542	1100	Unemployment Compensation Clearing Trust Fund	292,097,023.85			292,097,023.85			
1066	2	542	1500	Work Incentive Benefits Trust Fund	450,444.87				450,000.00		
1067	2	542	1600	Crew Chief Registration Trust Fund	91,055.26	91,055.26					
1068				Total Division of Employment Security	\$ 505,975,785.99	\$ 91,055.26		\$ 292,097,023.85	\$ 77,183,254.38		
Division of Worker's Compensation:											
1069	2	545	0100	Worker's Compensation Administrative Trust Fund	\$ 16,082,765.30			\$ 10,888,841.58	\$ 20,086.40		
1070	2	545	0400	Grants and Donations Trust Fund	395,518.84				390,518.84		
1071				Total Division of Worker's Compensation	\$ 16,478,284.14			\$ 10,888,841.58	\$ 410,605.24		
Division of Employment and Training:											
1072	2	546	0100	Florida State Prime Sponsor Trust Fund	\$ 41,528,648.76				\$ 38,928,408.50		
1073				Total Division of Employment and Training	\$ 41,528,648.76				\$ 38,928,408.50		
1074				TOTAL DEPARTMENT OF LABOR AND EMPLOYMENT SECURITY	\$ 598,482,246.92	\$ 91,055.26		\$ 320,953,030.66	\$ 116,740,994.29		

RECEIPTS BY FUND, DEPARTMENT AND SOURCE

DONATIONS	OTHER DIRECT REVENUE		Total Direct Revenue	NON-OPERATING RECEIPTS						Total Non-Operating Receipts	Line No.
	Other	Miscellaneous		Interest	Service Charges to General Revenue	Transfers	Refunds	Sale of Investments	Sale of Revenue Certificates		
					\$ 587,003.00					\$ 587,003.00	1032
					\$ 587,003.00					\$ 587,003.00	1033
	\$ 23,965.93		\$ 33,620,513.14		\$ 544.91	4,797.94				\$ 5,342.85	1034
			17,280,844.72								1035
	\$ 23,965.93		\$ 50,901,357.86		\$ 544.91	4,797.94				\$ 5,342.85	1036
	\$ 117,554.07		\$ 2,552,121.59		\$ 530.19	165.44	\$ 500,000.00			\$ 500,695.63	1037
	\$ 117,554.07		\$ 2,552,121.59		\$ 530.19	165.44	\$ 500,000.00			\$ 500,695.63	1038
	\$ 91,456.93		\$ 1,832,185.02		\$ 162.73	180.70	\$ 150,000.00			\$ 150,343.43	1039
	\$ 91,456.93		\$ 1,832,185.02		\$ 162.73	180.70	\$ 150,000.00			\$ 150,343.43	1040
			\$ 255,845,173.99			20,580.00				\$ 20,580.00	1041
	68,251.32		13,889,140.35			304.00				304.00	1042
			11,112.00								1043
	\$ 68,251.32		\$ 269,745,426.34			\$ 20,884.00				\$ 20,884.00	1044
					\$ 47.00					\$ 47.00	1045
					\$ 47.00					\$ 47.00	1046
	\$ 301,228.25		\$ 325,031,090.81		\$ 588,287.83	26,028.08	\$ 650,000.00			\$ 1,264,315.91	1047
	\$ 3,382.78		\$ 3,382.78		\$ 4,041,631.81	39,729.06				\$ 4,081,360.87	1048
					1,081,050.11	50,000.00				1,131,050.11	1049
	801,376.35		801,376.35		201,925.48	3,641.78			567,778.81	773,346.07	1050
	4.58		4.58		222,429.03	4,898.69			3,386,863.08	3,614,190.80	1051
		3,250.00	17,497,073.04		176.37	2,197.30	1,750,000.00			1,752,373.67	1052
					211,476.62	29.40				211,506.02	1053
	28,570.22		28,570.22								1054
					555,000.00	157.96				555,157.96	1055
					2,601,021.00					2,601,021.00	1056
	\$ 833,333.93	\$ 3,250.00	\$ 18,330,406.97		\$ 8,914,710.42	100,654.19	\$ 1,750,000.00		\$ 3,954,641.89	\$ 14,720,006.50	1057
	\$ 4,725.57		\$ 495,527.39		\$ 625,000.00	127,340.63				\$ 752,340.63	1058
			201,286.54								1059
	\$ 4,725.57		\$ 696,793.93		\$ 625,000.00	127,340.63				\$ 752,340.63	1060
						37.44				\$ 37.44	1061
4,726.40			6,774,935.73		500,855.76	52,464.41				553,320.17	1062
	26,644.80		54,915,583.23		940,881.86	154,120.23				1,095,002.09	1063
			15,074,106.62			3,562,691.35			131,361,565.38	134,924,256.73	1064
			292,097,023.65								1065
			450,000.00			444.87				444.87	1066
			91,055.26								1067
\$ 4,726.40	\$ 26,644.80	\$ 3,250.00	\$ 369,402,704.69		\$ 1,441,737.62	3,769,758.30			\$ 131,361,565.38	\$ 136,573,061.30	1068
	\$ 117,658.19		\$ 11,026,586.17		\$ 3,554,401.36	1,777.77	\$ 1,500,000.00			\$ 5,056,179.13	1069
			390,518.84		5,000.00					5,000.00	1070
	\$ 117,658.19		\$ 11,417,105.01		\$ 3,559,401.36	1,777.77	\$ 1,500,000.00			\$ 5,061,179.13	1071
	\$ 31,808.54		\$ 38,960,217.04		\$ 525,040.31	2,043,391.41				\$ 2,568,431.72	1072
	\$ 31,808.54		\$ 38,960,217.04		\$ 525,040.31	2,043,391.41				\$ 2,568,431.72	1073
\$ 4,726.40	\$ 1,014,171.03	\$ 3,250.00	\$ 438,807,227.64		\$ 15,065,889.71	6,042,922.30	\$ 3,250,000.00		\$ 135,316,207.27	\$ 159,675,019.28	1074

RECEIPTS BY FUND, DEPARTMENT AND SOURCE

Line No.	Fund No.	Dept. and Div. No.	Entity and Source No.	SOURCE	Total Receipts	DIRECT REVENUE					
						FROM STATE TAXATION			AIDS AND		
						Fees	Licenses	Taxes	U.S. Government	Counties and Cities	
TRUST FUND (Continued)											
TRANSPORTATION DEPARTMENT OF											
Office of Secretary and Division of Administrative Services:											
1075	2	550	0100	Working Capital Trust Fund	\$ 752,538,126.29	\$	\$	\$	\$	\$	\$
Total Office of Secretary and Division of Administrative Services					\$ 752,538,126.29	\$	\$	\$	\$	\$	\$
Division of Planning and Programming:											
1077	2	552	0100	Working Capital Trust Fund	\$ 28.08	\$	\$	\$	\$	\$	\$
Total Division of Planning and Programming					\$ 28.08	\$	\$	\$	\$	\$	\$
Division of Road Operations:											
1079	2	553	0100	Working Capital Trust Fund	\$ 1,510.26	\$	\$	\$	\$	\$	\$
1080	2	553	0500	Primary Trust Fund	698,574,141.07	206,568.08	76,245,619.78			339,981,182.75	
1081	2	553	0600	Secondary Trust Fund	25,174,200.74						
1082	2	553	0800	Holmes County Project Construction Trust Fund	1,023,987.09						
1083	2	553	1000	Alachua County Project Construction Trust Fund #81	266.00						
1084	2	553	1500	Columbia County Project Construction Trust Fund #82	58,210.83						
1085	2	553	1800	Bradford County Project Construction Trust Fund #82	1,297,341.49						
1086	2	553	2600	Wakulla County Project Construction Trust Fund #82	21,867.09						
1087	2	553	2800	Alachua County Project Construction Trust Fund #82	484,368.01						
1088	2	553	3200	Collier County Project Construction Trust Fund #81	9,383,471.52						
1089	2	553	3300	Escambia County Project Construction Trust Fund #84	10,817,796.01						
1090	2	553	3400	Pinellas County Project Construction Trust Fund	7,447,356.27						
1091	2	553	3600	Gulf County Project Construction Trust Fund #83	2,126,644.42						
1092	2	553	3700	Liberty County Project Construction Trust Fund #82	1,754,977.29						
1093	2	553	3800	Hernando County Project Construction Trust Fund #81	3,815,340.52						
1094	2	553	3900	Madison County Project Construction Trust Fund #81	2,427,159.07						
1095	2	553	6700	Lafayette County Project Construction Trust Fund #81	4,255.69						
1096	2	553	6900	Lee County Project Construction Trust Fund #82	905,959.54						
1097	2	553	7100	Hillsborough County Project Construction Trust Fund	39,874,103.63						
1098	2	553	8000	Escambia County Project Construction Trust Fund #83	1,321,938.59						
1099	2	553	8100	Manatee County Project Construction Trust Fund	8,720.63						
1100	2	553	9000	Okeechobee County Project Construction Trust Fund #81	325.83						
1101	2	553	9400	Osceola County Project Construction Trust Fund #82	5.00						
1102	2	553	9500	Palm Beach County Project Construction Trust Fund #83	9,271,562.76						
1103	2	553	9600	Palm Beach County Project Construction Trust Fund #1	6,393.20						
1104	2	553	9800	Pasco County 1965 Project Construction Trust Fund #82	1,393.69						
1105	2	554	0100	Pinellas County Project Construction Trust Fund	89.47						
1106	2	554	0200	Advanced Interstate Construction Trust Fund	111,308,554.00						
1107	2	554	1300	Putnam County Project Construction Trust Fund	7.00						
1108	2	554	2600	Seminole County Project Construction Trust Fund #81	18,140.08						
1109	2	554	2800	Seminole County Project Construction Trust Fund #1	327.34						
1110	2	554	3700	Volusia County Project Construction Trust Fund	272.29						
1111	2	554	4600	Jackson County Rights of Way Acquisition Trust Fund	38,834.10						
1112	2	554	4700	Dade County 1970 Expressway Project Construction Trust Fund	79,028.50						
1113	2	554	4900	Palm Beach County Project Construction Trust Fund #82	371,169.80						
1114	2	554	5000	Jacksonville Transportation Authority 1977 Project Fund	6,488,487.27		1,051,913.88				
1115	2	554	5300	Walton County Project Construction Trust Fund #82	623,540.73						
Total Division of Road Operations					\$ 944,711,546.62	\$ 206,568.08	\$ 77,297,533.66	\$	\$ 339,981,182.75	\$	
Burns Data Center:											
1117	2	555	0200	Working Capital Trust Fund	\$ 2,963,240.44	\$	\$	\$	\$	\$	\$
Total Burns Data Center					\$ 2,963,240.44	\$	\$	\$	\$	\$	\$
Centralized Mobile Equipment and Warehouse Operations:											
1119	2	556	0100	Working Capital Trust Fund	\$ 28,100,217.93	\$	\$	\$	\$	\$	\$
Total Centralized Mobile Equipment and Warehouse Operations					\$ 28,100,217.93	\$	\$	\$	\$	\$	\$
Division of Public Transportation Operations:											
1121	2	557	0100	Public Transportation Operation Trust Fund	\$ 12,170,628.25	\$	\$	\$	\$	\$	\$
Total Division of Public Transportation Operations					\$ 12,170,628.25	\$	\$	\$	\$	\$	\$
TOTAL DEPARTMENT OF TRANSPORTATION					\$ 1,740,483,787.61	\$ 206,568.08	\$ 77,297,533.66	\$	\$ 339,981,182.75	\$	
ENVIRONMENTAL REGULATION DEPARTMENT OF											
1124	2	560	0100	Operating Trust Fund	\$ 4,915,993.81	\$	\$	\$	\$ 4,915,374.00	\$	
1125	2	560	0200	License and Permitting Trust Fund	28,730.00	28,730.00					
1126	2	560	0300	Pollution Recovery Trust Fund	336,958.44						
1127	2	560	0400	Project Construction Trust Fund	24,620,145.91						
1128	2	560	0800	Grants and Donations Trust Fund	98,267.77						
1129	2	560	0900	U.S. Cooperative Trust Fund	40,560.00						
1130	2	560	1000	Coastal Zone Management Trust Fund	365,179.00				365,179.00		

RECEIPTS BY FUND, DEPARTMENT AND SOURCE

OTHER DIRECT REVENUE		Total Direct Revenue	NON-OPERATING RECEIPTS						Total Non-Operating Receipts	Line No.
Miscellaneous	Interest		Service Charges to General Revenue	Transfers	Refunds	Sale of Investments	Sale of Revenue Certificates	Other Non-Operating Receipts		
\$ 46,692,253.52	\$	\$ 46,692,253.52	\$	\$ 705,798,275.15	\$ 47,597.62	\$	\$	\$	\$ 705,845,872.77	1075
\$ 46,692,253.52	\$	\$ 46,692,253.52	\$	\$ 705,798,275.15	\$ 47,597.62	\$	\$	\$	\$ 705,845,872.77	1076
\$	\$	\$	\$	\$	\$ 28.08	\$	\$	\$	\$ 28.08	1077
\$	\$	\$	\$	\$	\$ 28.08	\$	\$	\$	\$ 28.08	1078
\$ 205.00	\$	\$ 205.00	\$	\$	\$ 1,305.26	\$	\$	\$	\$ 1,305.26	1079
9,273,925.06	425,707,295.67	195,415,894.23	15,750,951.17	61,700,000.00	272,866,845.40	1080
272,382.33	257,175.44	529,567.77	2,779,579.80	279,457.41	862,521.67	20,723,074.09	24,644,632.97	1081
.....	1,023,967.09	1,023,967.09	1082
.....	266.00	266.00	1083
.....	58,210.63	58,210.63	1084
.....	14,000.00	602,241.49	681,100.00	1,297,341.49	1085
.....	21,667.09	21,667.09	1086
.....	464,368.01	464,368.01	1087
.....	200,000.00	320,094.16	8,863,377.36	9,383,471.52	1088
.....	212,059.81	1,536,629.19	9,069,107.01	10,817,796.01	1089
.....	402,994.35	2,235,971.42	14,808,390.50	17,447,356.27	1090
.....	44,332.52	2,082,311.90	2,126,644.42	1091
.....	40,302.29	1,714,675.00	1,754,977.29	1092
.....	84,420.52	3,730,920.00	3,815,340.52	1093
.....	50,250.32	2,376,908.75	2,427,159.07	1094
.....	4,255.69	4,255.69	1095
.....	905,959.54	905,959.54	1096
284,964.53	284,964.53	200.00	39,588,939.10	39,589,139.10	1097
.....	20,000.00	1,321,938.59	1098
.....	1,301,938.59	8,720.63	1099
.....	8,720.63	325.83	1100
.....	5.00	5.00	1101
.....	79,268.32	9,192,294.44	9,271,562.76	1102
6,393.20	6,393.20	1,393.69	1,393.69	1103
.....	89.47	89.47	1104
81,308,554.00	81,308,554.00	30,000,000.00	30,000,000.00	1105
.....	7.00	7.00	1106
17,500.00	17,500.00	640.08	640.08	1107
.....	327.34	327.34	1108
.....	272.29	272.29	1109
.....	38,834.10	38,834.10	1110
74,160.00	74,160.00	1,010.50	3,858.00	4,868.50	1111
.....	371,169.80	371,169.80	1112
.....	1,051,913.88	5,436,573.39	5,436,573.39	1113
.....	623,540.73	623,540.73	1114
\$ 91,238,094.12	\$ 257,175.44	\$ 508,980,554.05	\$	\$ 229,243,833.84	\$ 16,171,292.76	\$ 126,266,001.36	\$ 43,326,790.52	\$ 20,723,074.09	\$ 435,730,992.57	1115
\$ 4,458.85	\$	\$ 4,458.85	\$	\$ 2,950,000.00	\$	\$	\$	\$ 8,781.59	\$ 2,958,781.59	1116
\$ 4,458.85	\$	\$ 4,458.85	\$	\$ 2,950,000.00	\$	\$	\$	\$ 8,781.59	\$ 2,958,781.59	1117
\$ 1,920,370.42	\$	\$ 1,920,370.42	\$	\$ 26,092,558.72	\$ 86,050.80	\$	\$	\$ 1,237.99	\$ 26,179,847.51	1118
\$ 1,920,370.42	\$	\$ 1,920,370.42	\$	\$ 26,092,558.72	\$ 86,050.80	\$	\$	\$ 1,237.99	\$ 26,179,847.51	1119
\$ 1,502,092.62	\$	\$ 1,502,092.62	\$	\$ 10,656,367.00	\$ 12,168.63	\$	\$	\$	\$ 10,668,535.63	1120
\$ 1,502,092.62	\$	\$ 1,502,092.62	\$	\$ 10,656,367.00	\$ 12,168.63	\$	\$	\$	\$ 10,668,535.63	1121
\$141,357,269.53	\$ 257,175.44	\$ 559,099,729.46	\$	\$ 974,741,034.71	\$ 16,317,137.89	\$ 126,266,001.36	\$ 43,326,790.52	\$ 20,733,093.67	\$1,181,384,058.15	1122
\$	\$	\$ 4,915,374.00	\$	\$	\$ 619.81	\$	\$	\$	\$ 619.81	1123
.....	28,730.00	1124
336,958.44	336,958.44	1125
.....	14,931,076.11	9,689,069.80	24,620,145.91	1126
.....	98,010.00	257.77	257.77	1127
.....	40,560.00	1128
.....	365,179.00	1129

RECEIPTS BY FUND, DEPARTMENT AND SOURCE

Line No.	Fund No.	Dept. and Div. No.	Entity and Source No.	SOURCE	Total Receipts	DIRECT REVENUE					
						FROM STATE TAXATION			AIDS AND		
						Fees	Licenses	Taxes	U.S. Government	Counties and Cities	
TRUST FUND (Continued)											
			580	ENVIRONMENTAL REGULATION, DEPARTMENT OF (Continued)							
1131	2	580	1100	Water Resources Restoration and Preservation Trust Fund	\$ 515,024.04	\$	\$	\$	\$ 378,383.40	\$	
1132				TOTAL DEPARTMENT OF ENVIRONMENTAL REGULATION	\$ 30,920,858.97	\$ 28,730.00	\$	\$	\$ 5,656,936.40	\$	
			570	CITRUS, DEPARTMENT OF							
1133	2	570	0100	Citrus Advertising Trust Fund	\$ 41,785,632.34	\$	\$	\$ 30,515,687.62	\$	\$	
1134				TOTAL DEPARTMENT OF CITRUS	\$ 41,785,632.34	\$	\$	\$ 30,515,687.62	\$	\$	
			580-583	PROFESSIONAL REGULATION, DEPARTMENT OF							
			580	Office of the Secretary and Division of General Services:							
1135	2	580	0100	Professional Regulation Trust Fund	\$ 18,914,828.01	\$ 4,797,770.92	\$ 8,138,315.83	\$	\$ 11,333.22	\$	
1136				TOTAL DEPARTMENT OF PROFESSIONAL REGULATION	\$ 18,914,828.01	\$ 4,797,770.92	\$ 8,138,315.83	\$	\$ 11,333.22	\$	
			590-604	HEALTH AND REHABILITATIVE SERVICES, DEPARTMENT OF							
			590	Service Delivery Management and Support Service:							
1137	2	590	1000	Administrative Trust Fund	\$ 4,564,352.68	\$	\$	\$	\$ 4,271,488.79	\$	6,710.21
1138	2	590	8500	Federal Aid Trust Fund	7,051,478.13						
1139				Total Service Delivery Management and Support Services	\$ 11,615,830.81	\$	\$	\$	\$ 4,271,488.79	\$	6,710.21
			591	District Administration:							
1140	2	591	1000	Administrative Trust Fund	\$ 4,069,700.58	\$	\$	\$	\$ 3,721,342.29	\$	
1141	2	591	5500	Operation and Maintenance Trust Fund	247,484.73						
1142	2	591	8500	Federal Aid Trust Fund Title XX	475,000.00						
1143				Total District Administration	\$ 4,792,185.31	\$	\$	\$	\$ 3,721,342.29	\$	
			592	Division of Children's Medical Services:							
1144	2	592	1000	Donation Trust Fund	\$ 889,061.91	\$ 1,050.90	\$	\$	\$	\$	
1145	2	592	2500	United States Trust Fund	2,301,700.13				2,298,379.45		
1146	2	592	8500	Federal Aid Trust Fund Title XX	2,870,301.00						
1147				Total Division of Children's Medical Services	\$ 6,061,063.04	\$ 1,050.90	\$	\$	\$ 2,298,379.45	\$	
			593	Division of Aging and Adult Services:							
1148	2	593	1000	Federal Grants Trust Fund	\$ 27,366,948.87	\$ 1,772.00	\$ 60.00	\$	\$ 27,020,688.03	\$	8,270.66
1149	2	593	2500	Federal Aid Trust Fund	18.96						
1150	2	593	4000	Licensure Fees Trust Fund	41,501.01	158.00	31,223.60				
1151	2	593	5500	Operations and Maintenance Trust Fund	377,196.60			11,549.03		3,754.58	
1152	2	593	7000	Marriage License Fees Trust Fund	538,747.13	535,455.00					
1153	2	593	8500	Federal Aid Trust Fund Title XX	10,834,568.97						
1154				Total Division of Aging and Adult Services	\$ 39,156,981.54	\$ 537,385.00	\$ 31,283.60	\$	\$ 27,032,237.06	\$	12,025.24
			594	Division of Youth Services:							
1155	2	594	2500	Grants and Donations Trust Fund	\$ 5,181,656.40	\$	\$	\$	\$ 3,204,327.04	\$	63,029.52
1156	2	594	4000	Grants and Donations Trust Fund—Institutions	1,308,779.23				885,794.75		
1157	2	594	7000	Federal Aid Trust Fund	2,660,393.00						
1158	2	594	8500	Federal Aid Trust Fund Title XX	6,925,824.75						
1159				Total Division of Youth Services	\$ 16,076,653.38	\$	\$	\$	\$ 4,090,121.79	\$	63,029.52
			595	Division of Mental Health Services:							
1160	2	595	1000	Federal Aid Trust Fund Title XX	\$ 2,714,605.79	\$	\$	\$	\$	\$	
1161	2	595	2000	Grants and Donations Trust Fund	1,422,233.78				785,927.72		
1162	2	595	3000	Operations and Maintenance Trust Fund	10,905,643.57						
1163	2	595	4000	Drug Abuse Trust Fund	6,883,225.92				8,870,493.00		
1164	2	595	5500	Drug Abuse Trust Fund	501.52						
1165	2	595	7000	Grants and Donations Trust Fund	3,243,820.56				3,057,510.00		
1166	2	595	8500	Federal Aid Trust Fund Title XX	20,812,000.00						
1167				Total Division of Mental Health Services	\$ 45,982,031.14	\$	\$	\$	\$ 10,713,930.72	\$	
			596	Division of Retardation Services:							
1168	2	596	1000	Grants and Donations Trust Fund	\$ 2,382,385.83	\$	\$	\$	\$ 2,104,803.27	\$	
1169	2	596	2000	Operations and Maintenance Trust Fund—Institutions	6,286,908.70						
1170	2	596	3000	Federal Aid Trust Fund—Title XX—Institutions	8,598,550.00						
1171	2	596	4000	Drug Abuse Trust Fund	1,098,544.45	4,470.69			1,050,976.94		
1172	2	596	5500	Operations and Maintenance Trust Fund	4,296,895.85				2,012,624.20		
1173	2	596	7000	Group Living Home Revolving Trust Fund	607,661.14						
1174	2	596	8500	Federal Aid Trust Fund Title XX	9,416,377.91						
1175				Total Division of Retardation Services	\$ 32,687,323.86	\$ 4,470.69	\$	\$	\$ 5,168,404.41	\$	

RECEIPTS BY FUND, DEPARTMENT AND SOURCE

OTHER DIRECT REVENUE			NON-OPERATING RECEIPTS							Total Non-Operating Receipts	Line No.
Miscellaneous	Interest	Total Direct Revenue	Service Charges to General Revenue	Transfers	Refunds	Sale of Investments	Sale of Revenue Certificates	Other Non-Operating Receipts			
\$	\$	\$ 376,383.40	\$	\$ 137,584.26	\$ 1,056.38	\$	\$	\$	\$ 138,640.64	1131	
\$ 336,958.44	\$	\$ 6,161,194.84	\$	\$ 137,584.26	\$ 1,933.96	\$ 14,931,076.11	\$	\$ 9,689,069.80	\$ 24,759,664.13	1132	
\$ 57,485.67	\$ 335,083.92	\$ 30,908,257.21	\$	\$	\$ 176,791.74	\$ 10,679,483.39	\$	\$ 1,100.00	\$ 10,857,375.13	1133	
\$ 57,485.67	\$ 335,083.92	\$ 30,908,257.21	\$	\$	\$ 176,791.74	\$ 10,679,483.39	\$	\$ 1,100.00	\$ 10,857,375.13	1134	
\$ 407,989.62	\$	\$ 13,355,409.59	\$	\$ 4,449,677.77	\$ 30,168.58	\$ 1,060,459.03	\$	\$ 19,113.04	\$ 5,559,418.42	1135	
\$ 407,989.62	\$	\$ 13,355,409.59	\$	\$ 4,449,677.77	\$ 30,168.58	\$ 1,060,459.03	\$	\$ 19,113.04	\$ 5,559,418.42	1136	
\$ 225,105.61	\$	\$ 4,562,733.85	\$	\$	\$ 1,618.83	\$	\$	\$	\$ 1,618.83	1137	
\$	\$	\$	\$	\$ 7,051,291.00	\$ 187.13	\$	\$	\$	\$ 7,051,478.13	1138	
\$ 225,105.61	\$	\$ 4,562,733.85	\$	\$ 7,051,291.00	\$ 1,805.96	\$	\$	\$	\$ 7,053,096.96	1139	
\$ 345,920.87	\$	\$ 4,067,263.16	\$	\$ 1,129.47	\$ 1,222.95	\$	\$	\$ 85.00	\$ 2,437.42	1140	
\$	\$	\$	\$	\$ 247,484.73	\$	\$	\$	\$	\$ 247,484.73	1141	
\$	\$	\$	\$	\$ 475,000.00	\$	\$	\$	\$	\$ 475,000.00	1142	
\$ 345,920.87	\$	\$ 4,067,263.16	\$	\$ 723,614.20	\$ 1,222.95	\$	\$	\$ 85.00	\$ 724,922.15	1143	
\$ 753,789.90	\$ 266.50	\$ 830,576.89	\$	\$	\$ 58,485.02	\$	\$	\$	\$ 58,485.02	1144	
\$	\$	\$ 2,298,379.45	\$	\$	\$ 3,320.68	\$	\$	\$	\$ 3,320.68	1145	
\$	\$	\$	\$	\$ 2,870,301.00	\$	\$	\$	\$	\$ 2,870,301.00	1146	
\$ 753,789.90	\$ 266.50	\$ 3,128,956.34	\$	\$ 2,870,301.00	\$ 61,805.70	\$	\$	\$	\$ 2,932,106.70	1147	
\$ 51,235.62	\$	\$ 27,089,454.87	\$	\$ 57,041.80	\$ 220,452.20	\$	\$	\$	\$ 277,494.00	1148	
\$	\$	\$	\$	\$	\$ 18.96	\$	\$	\$	\$ 18.96	1149	
\$ 9,720.00	\$	\$ 41,152.01	\$	\$	\$ 349.00	\$	\$	\$	\$ 349.00	1150	
\$ 41,094.65	\$	\$ 377,196.60	\$	\$	\$	\$	\$	\$	\$	1151	
\$	\$	\$ 536,747.13	\$	\$	\$	\$	\$	\$	\$	1152	
\$ 1,410.00	\$	\$ 1,410.00	\$	\$ 10,832,958.00	\$ 200.97	\$	\$	\$	\$ 10,833,158.97	1153	
\$ 103,460.27	\$	\$ 28,045,960.61	\$	\$ 10,889,999.80	\$ 221,021.13	\$	\$	\$	\$ 11,111,020.93	1154	
\$ 909,640.10	\$	\$ 4,179,974.99	\$	\$ 982,152.16	\$ 19,529.25	\$	\$	\$	\$ 1,001,681.41	1155	
\$ 187,780.60	\$	\$ 1,073,575.35	\$	\$ 235,187.79	\$ 16.09	\$	\$	\$	\$ 235,203.88	1156	
\$	\$	\$	\$	\$ 2,660,393.00	\$	\$	\$	\$	\$ 2,660,393.00	1157	
\$	\$	\$	\$	\$ 6,918,413.00	\$ 7,411.75	\$	\$	\$	\$ 6,925,824.75	1158	
\$ 1,097,420.70	\$	\$ 5,253,550.34	\$	\$ 10,796,145.95	\$ 26,957.09	\$	\$	\$	\$ 10,823,103.04	1159	
\$	\$	\$	\$	\$ 2,714,605.00	\$.79	\$	\$	\$	\$ 2,714,605.79	1160	
\$ 383,130.21	\$	\$ 1,189,057.93	\$	\$ 252,813.87	\$ 324.05	\$	\$	\$ 37.93	\$ 253,175.85	1161	
\$ 10,635,638.95	\$	\$ 10,635,638.95	\$	\$ 268,370.00	\$ 434.62	\$	\$	\$ 1,200.00	\$ 270,004.62	1162	
\$ 1,400.00	\$	\$ 6,871,893.00	\$	\$	\$ 11,332.92	\$	\$	\$	\$ 11,332.92	1163	
\$ 501.52	\$	\$ 501.52	\$	\$	\$	\$	\$	\$	\$	1164	
\$	\$ 131.90	\$ 3,058,671.04	\$	\$ 181,175.00	\$ 3,974.52	\$	\$	\$	\$ 185,149.52	1165	
\$	\$	\$	\$	\$ 20,812,000.00	\$	\$	\$	\$	\$ 20,812,000.00	1166	
\$ 11,020,670.68	\$ 131.90	\$ 21,735,762.44	\$	\$ 24,228,963.87	\$ 16,066.90	\$	\$	\$ 1,237.93	\$ 24,246,268.70	1167	
\$ 187,842.57	\$	\$ 2,302,752.84	\$	\$ 79,570.00	\$ 62.99	\$	\$	\$	\$ 79,632.99	1168	
\$ 6,262,986.83	\$	\$ 6,262,986.83	\$	\$	\$ 23,746.87	\$	\$	\$ 175.00	\$ 23,921.87	1169	
\$	\$	\$	\$	\$ 8,598,550.00	\$	\$	\$	\$	\$ 8,598,550.00	1170	
\$ 34,620.90	\$	\$ 1,090,068.53	\$	\$	\$ 8,475.92	\$	\$	\$	\$ 8,475.92	1171	
\$ 1,422,373.74	\$	\$ 4,296,337.20	\$	\$	\$ 558.65	\$	\$	\$	\$ 558.65	1172	
\$ 57,078.14	\$	\$ 57,078.14	\$	\$	\$ 536,530.00	\$	\$	\$ 14,053.00	\$ 550,583.00	1173	
\$	\$	\$	\$	\$ 9,416,210.00	\$ 167.91	\$	\$	\$	\$ 9,416,377.91	1174	
\$ 7,964,902.18	\$	\$ 14,009,223.54	\$	\$ 18,094,330.00	\$ 569,542.34	\$	\$	\$ 14,228.00	\$ 18,678,100.34	1175	

RECEIPTS BY FUND, DEPARTMENT AND SOURCE

Line No.	Fund No.	Dept. and Div. No.	Entity and Source No.	SOURCE	Total Receipts	DIRECT REVENUE					
						FROM STATE TAXATION			AIDS AND		
						Fees	Licenses	Taxes	U.S. Government	Counties and Cities	
TRUST FUND (Continued)											
590-604 HEALTH AND REHABILITATIVE SERVICES, DEPARTMENT OF (Continued)											
Division of Vocational Rehabilitation Services:											
1176	2	597	1000	Federal Rehabilitation Services	\$ 26,109,398.74	\$ 23.45			\$ 25,911,766.80		
1177	2	597	2500	Workshop and Facilities Trust Fund	1,457,838.86				1,002,497.00		
1178				Total Division of Vocational Rehabilitation Services	\$ 27,567,237.60	\$ 23.45			\$ 26,914,263.80		
Division of Social and Economic Services:											
1179	2	596	0300	Medical Care Trust Fund	\$ 237,971,160.30				\$ 221,558,579.00		
1180	2	596	0700	Local Agency Trust Fund	3,062,987.09					3,062,987.09	
1181	2	596	1000	Administrative Trust Fund	41,220,459.92				39,763,823.45		225,972.54
1182	2	596	2500	Workshop and Facilities Trust Fund	121,993,302.48	335,485.39			106,057,677.00		
1183	2	596	4000	Services Trust Fund	4,072,415.53	55,630.00			1,344,908.30		21,710.37
1184	2	596	7000	Special Grants Trust Fund	18,622,122.86				16,420,227.36		17,994.18
1185	2	596	8500	Federal Aid Trust Fund Title XX	33,943,888.09						
1186				Total Division of Social and Economic Services	\$ 460,886,336.27	\$ 391,315.39			\$ 385,145,215.11		\$ 3,328,664.18
Division of Health Services:											
1187	2	599	1000	Grants and Donations Trust Fund	\$ 24,033,853.33	\$ 7,644.55			\$ 23,403,676.25		\$ 897.60
1188	2	599	2500	Federal Grants and Aids Trust Fund	3,310,331.65				3,035,747.65		
1189	2	599	5500	Hospital Maintenance Trust Fund	1,093,011.87			8,021.10	162,516.83		
1190	2	599	7000	County Health Units Trust Fund	74,741,679.02	3,337,984.08	66,250.50	134,243.97	3,783,260.98		17,065,935.43
1191	2	599	7700	County Health Units Trust Fund	18.72						
1192	2	599	8500	Federal Aid Trust Fund Title XX	6,987,952.12						
1193				Total Division of Health Services	\$ 110,166,846.71	\$ 3,345,628.63	\$ 66,250.50	\$ 142,265.07	\$ 30,385,201.71		\$17,966,833.03
Division of Secretary:											
1194	2	600	0100	Administrative Trust Fund	\$ 1,069,003.33				\$ 314,490.20		
1195				Total Office of Secretary	\$ 1,069,003.33				\$ 314,490.20		
Office of the Assistant Secretary for Administrative Services:											
1196	2	601	0100	Administrative Trust Fund	\$ 6,595,008.07				\$ 5,564,064.19		
1197	2	601	0200	Working Capital Trust Fund	7,259,975.89						
1198	2	601	0300	Social Security Act Reimbursement Trust Fund	120,422,663.96				115,274,112.31		
1199	2	601	0400	Investment Trust Fund	4,003,789.22						
1200	2	601	0600	Grants and Donations Trust Fund	402,084.18				140,413.77		
1201	2	601	0900	Federal Aid Trust Fund Title XX—Non-Capped	1,240,022.00						
1202				Total Office of the Assistant Secretary for Administrative Services	\$ 139,923,543.32				\$ 120,978,590.27		
Office of Assistant Secretary for Programs:											
1203	2	602	0100	Administrative Trust Fund	\$ 2,801,368.95				\$ 2,782,586.37		
1204	2	602	0200	Federal Grants Trust Fund	996,350.66				994,085.00		
1205	2	602	0300	Grants and Donations Trust Fund	1,728,169.04				1,683,895.54		
1206	2	602	0500	Federal Rehabilitation Trust Fund	1,230,255.25				1,193,001.00		
1207	2	602	0600	Planning and Evaluation Trust Fund	957,340.39				950,087.27		
1208	2	602	0700	U.S. Grants Trust Fund	400,786.40				400,786.40		
1209	2	602	0900	Federal Aid Trust Fund Title XX	317,397.68						
1210				Total Office of Assistant Secretary for Programs	\$ 8,431,668.37				\$ 8,004,441.58		
Office of the Assistant Secretary for Operations:											
1211	2	603	0100	Administrative Trust Fund	\$ 10,228,171.82	\$ 688,319.58	\$ 5,559.40		\$ 8,592,572.40		
1212	2	603	0300	Hearing Aids and Devices Trust Fund	40,765.00	40,710.00					
1213	2	603	0400	United States Trust Fund	10,972,657.04				10,971,281.00		
1214	2	603	0500	Patient Protection Trust Fund	114,001.39	114,001.39					
1215	2	603	0600	Radiation Protection Trust Fund	211,810.95	2,845.20	206,805.75				
1216	2	603	1000	Pest Control Trust Fund	155,022.65	154,887.00					
1217	2	603	1500	Drugs, Devices & Cosmetics Trust Fund	24,172.00	24,172.00					
1218				Total Office of the Assistant Secretary for Operations	\$ 21,746,600.85	\$ 1,024,935.17	\$ 214,365.15		\$ 19,563,853.40		
Crimes Compensation Commission:											
1219	2	604	0100	Crimes Compensation Trust Fund	\$ 1,979,283.65						
1220				Total Crimes Compensation Commission	\$ 1,979,283.65						
1221				TOTAL DEPARTMENT OF HEALTH AND REHABILITATIVE SERVICES	\$ 928,142,589.20	\$ 5,304,809.23	\$ 311,899.25	\$ 142,265.07	\$ 648,601,960.58		\$21,377,262.18
PUBLIC SERVICE COMMISSION											
1222	2	610	0100	Auto Transportation Road Tax Clearing Trust Fund	\$ 2,909,221.60				\$ 2,909,209.60		
1223	2	610	0300	Regulatory Trust Fund	17,138,658.72	415,245.27	104,010.00	10,984,299.63	46,000.00		
1224				TOTAL PUBLIC SERVICE COMMISSION	\$ 20,048,080.32	\$ 415,245.27	\$ 104,010.00	\$ 13,893,509.23	\$ 46,000.00		

RECEIPTS BY FUND, DEPARTMENT AND SOURCE

DONATIONS	OTHER DIRECT REVENUE		Total Direct Revenue	NON-OPERATING RECEIPTS						Total Non-Operating Receipts	Line No
	Other	Miscellaneous		Interest	Service Charges to General Revenue	Transfers	Refunds	Sale of Investments	Sale of Revenue Certificates		
\$ 8,668.96	\$ 17,738.13	\$	\$ 25,938,197.34	\$	\$	\$ 171,201.40	\$	\$	\$	\$ 171,201.40	1176
82,799.79	17,124.75	1,102,421.54	321,719.11	33,698.21	355,417.32	1177
\$ 91,468.75	\$ 34,862.88	\$	\$ 27,040,618.88	\$	\$ 321,719.11	\$ 204,899.61	\$	\$	\$	\$ 526,618.72	1178
\$	\$	\$ 599,256.06	\$ 222,157,835.06	\$	\$ 3,664,170.00	\$ 12,149,155.24	\$	\$	\$	\$ 15,813,325.24	1179
53,206.71	531,692.66	3,062,987.09	167,532.00	478,232.56	645,764.56	1180
.....	9,065,859.35	40,574,695.36	337,270.73	6,197,010.01	6,534,280.74	1181
1,263,168.43	1,379,572.05	115,459,021.74	4,076.38	3,150.00	7,226.38	1182
.....	1,003.09	4,065,189.15	2,168,679.23	14,019.00	2,182,898.23	1183
.....	18,345.09	16,439,224.63	33,925,543.00	33,925,543.00	1184
\$ 1,316,375.14	\$ 10,996,472.24	\$ 599,256.06	\$ 401,777,298.12	\$	\$ 37,757,245.00	\$ 15,137,614.14	\$	\$ 6,214,179.01	\$	\$ 59,109,038.15	1185
\$ 44,189.60	\$ 467,200.98	\$	\$ 23,923,608.98	\$	\$ 60,219.15	\$ 50,025.20	\$	\$	\$	\$ 110,244.35	1187
253.51	13.30	3,036,014.46	255,721.71	18,595.48	274,317.19	1188
.....	898,545.53	1,069,063.46	23,928.41	23,928.41	1189
2,001,580.43	15,535,915.37	706.23	42,825,876.99	8,126,988.64	23,573,604.48	215,208.91	31,915,802.03	1190
.....	18.72	18.72	1191
.....	6,987,951.00	1.12	6,987,952.12	1192
\$ 2,046,023.54	\$ 16,901,675.18	\$ 706.23	\$ 70,854,583.89	\$	\$ 15,430,880.50	\$ 23,666,173.41	\$	\$ 215,208.91	\$	\$ 39,312,262.82	1193
\$ 48.43	\$ 10.00	\$	\$ 314,548.63	\$	\$ 750,009.57	\$ 4,445.13	\$	\$	\$	\$ 754,454.70	1194
\$ 48.43	\$ 10.00	\$	\$ 314,548.63	\$	\$ 750,009.57	\$ 4,445.13	\$	\$	\$	\$ 754,454.70	1195
\$ 12,174.08	\$	\$	\$ 5,576,238.27	\$	\$ 1,006,170.92	\$ 12,598.88	\$	\$	\$	\$ 1,018,769.80	1196
.....	1,811.20	1,811.20	156,844.96	7,101,319.73	7,258,164.69	1197
.....	1,302.20	115,275,414.51	4,993,570.04	153,679.41	5,147,249.45	1198
.....	619,770.00	240,364.00	3,143,655.22	4,003,789.22	1199
.....	140,413.77	194,795.41	66,875.00	261,670.41	1200
.....	1,240,022.00	1,240,022.00	1201
\$ 12,174.08	\$ 1,811.20	\$ 1,302.20	\$ 120,993,677.75	\$	\$ 8,054,328.37	\$ 563,487.25	\$	\$ 10,311,849.95	\$	\$ 18,929,665.57	1202
\$ 245.46	\$	\$	\$ 2,782,831.83	\$	\$ 14,012.56	\$ 4,524.56	\$	\$	\$	\$ 18,537.12	1203
.....	994,085.00	55.49	2,210.17	2,265.66	1204
.....	18,824.91	1,702,720.45	20,000.00	5,448.59	25,448.59	1205
.....	1,193,001.00	35,735.75	1,518.50	37,254.25	1206
.....	950,087.27	39.87	7,213.25	7,253.12	1207
.....	400,786.40	1208
.....	317,397.68	317,397.68	1209
\$ 245.46	\$ 18,824.91	\$	\$ 8,023,511.95	\$	\$ 387,241.35	\$ 20,915.07	\$	\$	\$	\$ 408,156.42	1210
\$ 211,926.20	\$ 32,003.64	\$	\$ 9,530,381.22	\$	\$ 695,558.80	\$ 2,232.00	\$	\$	\$	\$ 697,790.80	1211
.....	40,710.00	55.00	55.00	1212
.....	10,971,281.00	1,376.04	1,376.04	1213
.....	114,001.39	1214
.....	211,650.95	160.00	160.00	1215
.....	154,887.00	135.65	135.65	1216
.....	24,172.00	1217
\$ 211,926.20	\$ 32,003.64	\$	\$ 21,047,063.56	\$	\$ 695,558.80	\$ 3,958.69	\$	\$	\$	\$ 699,517.29	1218
\$	\$ 1,075,355.02	\$	\$ 1,075,355.02	\$	\$	\$ 3,928.63	\$ 900,000.00	\$	\$	\$ 903,928.63	1219
\$	\$ 1,075,355.02	\$	\$ 1,075,355.02	\$	\$	\$ 3,928.63	\$ 900,000.00	\$	\$	\$ 903,928.63	1220
\$ 5,018,183.60	\$ 50,572,285.28	\$ 601,662.89	\$ 731,930,328.08	\$	\$ 138,051,628.32	\$ 40,503,844.00	\$ 900,000.00	\$ 16,756,788.80	\$	\$ 196,212,261.12	1221
\$	\$	\$	\$ 2,909,209.60	\$	\$ 12.00	\$	\$	\$	\$	\$ 12.00	1222
.....	125,972.00	11,675,528.90	938,610.74	23,721.08	4,500,000.00	1,000.00	5,463,331.82	1223
\$	\$ 125,972.00	\$	\$ 14,584,736.50	\$	\$ 938,622.74	\$ 23,721.08	\$ 4,500,000.00	\$ 1,000.00	\$	\$ 5,463,343.82	1224

RECEIPTS BY FUND, DEPARTMENT AND SOURCE

Line No.	Fund No.	Dept. and Div. No.	Entity and Source No.	SOURCE	Total Receipts	DIRECT REVENUE					
						FROM STATE TAXATION			AIDS AND		
						Fees	Licenses	Taxes	U.S. Government	Counties and Cities	
TRUST FUND (Continued)											
MILITARY AFFAIRS, DEPARTMENT OF											
1225	2	620	0100	Camp Blanding Management Trust Fund	\$ 676,208.35	\$	\$	\$	\$	\$	\$
1226	2	620	0200	Armory Board Trust Fund	21,051.86						
1227				TOTAL DEPARTMENT OF MILITARY AFFAIRS	\$ 697,260.21	\$	\$	\$	\$	\$	\$
CORRECTIONS, DEPARTMENT OF											
Office of the Secretary and Office of Management and Budget:											
Major Institutions—											
1228	2	700	0000	Grants and Donations Trust Fund	\$ 5,431,916.91	\$	\$	\$	\$ 4,298,687.09	\$ 116,154.17	
1229	2	700	1300	Union Correctional Institution—	1.50						
1230	2	700	2100	Broward Correctional Institution—	435.36						
1231	2	700	2700	Polk Correctional Institution—	53.16						
1232	2	700	3100	Grants and Donations Trust Fund	6.00						
1233	2	700	3400	Region 4—	8.43						
1234	2	700	4200	Community Services—Region 2—	2.62						
1235	2	700	5100	Grants and Donations Trust Fund	56.88						
1236	2	700	5200	Region 2—	46.56						
1237	2	700	5300	Grants and Donations Trust Fund	127.64						
1238	2	700	5400	Region 4—	56.54						
1239	2	700	5500	Grants and Donations Trust Fund	73.88						
1240				Total Office of the Secretary and Office of Management and Budget	\$ 5,432,785.48	\$	\$	\$	\$ 4,298,687.09	\$ 116,154.17	
Office of the Assistant Secretary for Programs:											
Regional Control—											
1241	2	701	0000	Operating Trust Fund	\$ 5,129,410.26	\$	\$	\$	\$	\$	
1242	2	701	5100	Region 1—	1,176.16						
1243	2	701	5200	Region 2—	3,203.94						
1244	2	701	5300	Region 3—	520.67						
1245	2	701	5400	Region 4—	750.52						
1246	2	701	5500	Region 5—	1,204.19						
1247				Total Office of the Assistant Secretary for Programs	\$ 5,136,265.74	\$	\$	\$	\$	\$	
Office of the Assistant Secretary for Operations and Regional Administration:											
Major Institution Control—											
1248	2	702	0000	Correctional Work Program Trust Fund	\$ 13,790,849.79	\$	\$	\$	\$	\$	
1249	2	702	0100	Correctional Work Program Trust Fund	95.10						
1250	2	702	0200	Apalachee Correctional Institution—	6.24						
1251	2	702	0600	Glades Correctional Institution—	67,333.02						
1252	2	702	1300	Union Correctional Institution—	127,788.63						
1253	2	702	1800	Correctional Work Program Trust Fund	112.13						
1254				Total Office of the Assistant Secretary for Operations and Regional Administration	\$ 13,986,184.91	\$	\$	\$	\$	\$	
Major Institutions:											
1255	2	703	0700	Work Release Trust Fund	\$ 4,971.00	\$	\$	\$	\$	\$	
1256	2	703	1000	Federal Aid Trust Fund	1,719,453.63				1,212,453.63		
1257				Total Major Institutions	\$ 1,724,424.63	\$	\$	\$	\$ 1,212,453.63	\$	
Probation and Parole Commission:											
1258	2	705	0100	Sales of Goods and Services Clearing Trust Fund	\$ 19,560.42	\$	\$	\$	\$	\$	
1259				Total Probation and Parole Commission	\$ 19,560.42	\$	\$	\$	\$	\$	
1260				TOTAL DEPARTMENT OF CORRECTIONS	\$ 26,299,221.18	\$	\$	\$	\$ 5,511,140.72	\$ 116,154.17	

RECEIPTS BY FUND, DEPARTMENT AND SOURCE

DONATIONS	OTHER DIRECT REVENUE		Total Direct Revenue	NON-OPERATING RECEIPTS						Total Non-Operating Receipts	Line No.
	Other	Miscellaneous		Interest	Service Charges to General Revenue	Transfers	Refunds	Sale of Investments	Sale of Revenue Certificates		
	\$ 653,035.59	\$ 19,361.28	\$ 672,396.87	\$ 653,035.59		\$ 18,387.76			\$ 4,785.00	\$ 23,172.76	1225
			\$ 19,361.28			\$ 1,690.58				\$ 1,690.58	1226
	\$ 672,396.87		\$ 672,396.87			\$ 20,078.34			\$ 4,785.00	\$ 24,863.34	1227
	\$ 384,111.82		\$ 4,798,953.08	\$ 625,769.00	\$ 7,194.83					\$ 632,963.83	1228
					1.50					1.50	1229
					435.36					435.36	1230
					53.16					53.16	1231
					6.00					6.00	1232
					8.43					8.43	1233
					2.62					2.62	1234
					56.88					56.88	1235
					46.56					46.56	1236
					127.64					127.64	1237
					56.54					56.54	1238
					73.88					73.88	1239
	\$ 384,111.82		\$ 4,798,953.08	\$ 625,769.00	\$ 8,063.40					\$ 633,832.40	1240
	\$ 871,114.80		\$ 871,114.80		\$ 2,195.76			\$ 4,256,099.70		\$ 4,258,295.46	1241
					843.16			333.00		1,176.16	1242
					2,466.02			737.92		3,203.94	1243
					192.49			328.18		520.67	1244
					329.02			421.50		750.52	1245
					442.21			761.98		1,204.19	1246
	\$ 871,114.80		\$ 871,114.80		\$ 6,468.66			\$ 4,258,682.28		\$ 4,265,150.94	1247
	\$ 2,691.17		\$ 2,691.17		\$ 1,026.91			\$ 13,787,131.71		\$ 13,788,158.62	1248
					95.10			95.10		95.10	1249
					6.24			6.24		6.24	1250
								705.03		705.03	1251
	66,627.99		66,627.99		102,066.12					102,066.12	1252
	25,722.51		25,722.51		112.13					112.13	1253
	\$ 95,041.67		\$ 95,041.67		\$ 103,306.50			\$ 13,787,836.74		\$ 13,891,143.24	1254
	\$ 4,971.00		\$ 4,971.00								1255
			1,212,453.63				507,000.00			507,000.00	1256
	\$ 4,971.00		\$ 1,217,424.63				\$ 507,000.00			\$ 507,000.00	1257
	\$		\$		\$		\$	\$ 19,560.42		\$ 19,560.42	1258
	\$		\$		\$		\$	\$ 19,560.42		\$ 19,560.42	1259
	\$ 1,355,239.29		\$ 6,982,534.18	\$ 625,769.00	\$ 117,838.56	\$ 507,000.00		\$ 18,066,079.44		\$ 19,316,687.00	1260

RECEIPTS BY FUND, DEPARTMENT AND SOURCE

Line No.	Fund No.	Dept. and Div. No.	Entity and Source No.	SOURCE	Total Receipts	DIRECT REVENUE					
						FROM STATE TAXATION			AIDS AND		
						Fees	Licenses	Taxes	U.S. Government	Counties and Cities	
TRUST FUND (Continued)											
LAW ENFORCEMENT, DEPARTMENT OF											
Office of the Executive Director and Division of Staff Services:											
		710-714									
		710									
1261	2	710	0100	Grants and Donations Trust Fund	\$ 164,168.00	\$	\$	\$	\$ 164,168.00	\$	
1262	2	710	0200	Revolving Trust Fund	150,000.00						
1263				Total Division of the Executive Director and Division of Staff Services	\$ 314,168.00	\$	\$	\$	\$ 164,168.00	\$	
Division of Criminal Investigations:											
1264	2	712	0100	Grants and Donations Trust Fund	\$ 486,641.25	\$	\$	\$	\$ 458,534.00	\$	
1265				Total Division of Criminal Investigations	\$ 486,641.25	\$	\$	\$	\$ 458,534.00	\$	
Division of Standards and Training:											
1266	2	713	0100	Grants and Donations Trust Fund	\$ 133,343.00	\$	\$	\$	\$ 80,000.00	\$	
1267	2	713	0200	Law Enforcement Training Trust Fund	811,458.44						
1268				Total Division of Standards and Training	\$ 944,801.44	\$	\$	\$	\$ 80,000.00	\$	
Division of Criminal Justice Information System:											
1269	2	714	0100	Operating Trust Fund	\$ 239,600.00	\$	\$	\$	\$	\$	
1270	2	714	0300	Data Center—Working Capital Trust Fund	3,816,009.88						
1271				Total Division of Criminal Justice Information System	\$ 4,055,609.88	\$	\$	\$	\$	\$	
1272				TOTAL DEPARTMENT OF LAW ENFORCEMENT	\$ 5,801,220.57	\$	\$	\$	\$ 702,702.00	\$	
GENERAL SERVICES, DEPARTMENT OF											
Office of the Executive Director and Division of Administration:											
Ringling Museum of Art—											
1273	2	720	0200	Investment Trust Fund	\$ 164,700.00	\$	\$	\$	\$	\$	
1274				Total Office of the Executive Director and Division of Administration	\$ 164,700.00	\$	\$	\$	\$	\$	
Division of Purchasing:											
1275	2	722	0100	Grants and Donations Trust Fund	\$ 76,851.02	\$	\$	\$	\$	\$	
1276				Total Division of Purchasing	\$ 76,851.02	\$	\$	\$	\$	\$	
Division of Electronic Data Processing:											
Justice Management Information Center—											
1277	2	723	0600	Working Capital Trust Fund	\$ 79,925.33	\$	\$	\$	\$	\$	
Administrative Control—											
1278	2	723	1000	Working Capital Trust Fund	9,372,285.47						
1279				Total Division of Electronic Data Processing	\$ 9,452,210.80	\$	\$	\$	\$	\$	
Division of Building Construction and Property Management—Operating:											
1280	2	724	1000	Supervisor Trust Fund	\$ 11,271,823.75	\$	\$	\$ 672.87	\$	\$	
1281	2	724	1300	Architects Incidental Trust Fund	1,970,050.56						
1282	2	724	1500	Capital Center Parking Trust Fund	280,647.27	274,872.30		315.48			
1283				Total Division of Building Construction and Property Management—Operating	\$ 13,522,521.58	\$ 274,872.30	\$	\$ 988.35	\$	\$	
Division of Building Construction and Property Management—Fixed Capital Outlay:											
1284	2	725	1000	Supplemental Contracts Construction Trust Fund	\$ 244,569.08	\$	\$	\$	\$	\$	
1285	2	725	1000	Tallahassee—Leon County Civic Center Construction Trust Fund	12,981,255.45						
1286				Total Division of Building Construction and Property Management—Fixed Capital Outlay	\$ 13,225,824.53	\$	\$	\$	\$	\$	
Division of Motor Pool:											
1287	2	726	0100	Bureau of Aircraft Trust Fund	\$ 403,261.19	\$	\$	\$	\$	\$	
1288	2	726	0200	Motor Vehicle Operating Trust Fund	1,648,427.94						
1289				Total Division of Motor Pool	\$ 2,051,689.13	\$	\$	\$	\$	\$	
Division of Surplus Property:											
1290	2	727	0100	Surplus Property Revolving Trust Fund	\$ 697,869.66	\$	\$	\$	\$	\$	
1291	2	727	0200	State Surplus Property Working Capital Trust Fund	194,358.21			91.27			
1292				Total Division of Surplus Property	\$ 892,227.87	\$	\$	\$ 91.27	\$	\$	
Division of Bond Finance:											
1293	2	728	0100	Revenue Bond Fee Revolving Trust Fund	\$ 280,675.00	\$ 157,900.00	\$	\$	\$	\$	

RECEIPTS BY FUND, DEPARTMENT AND SOURCE

OTHER DIRECT REVENUE		Total Direct Revenue	NON-OPERATING RECEIPTS						Total Non-Operating Receipts	Line No.
Miscellaneous	Interest		Service Charges to General Revenue	Transfers	Refunds	Sale of Investments	Sale of Revenue Certificates	Other Non-Operating Receipts		
\$		\$ 164,168.00								1261
150,000.00		150,000.00								1262
\$	\$	\$ 314,168.00								1263
\$	\$	\$ 460,930.25		\$ 25,711.00					\$ 25,711.00	1264
\$	\$	\$ 460,930.25		\$ 25,711.00					\$ 25,711.00	1265
\$	\$	\$ 80,000.00		\$ 53,343.00					\$ 53,343.00	1266
810,752.68		810,752.68			705.76				705.76	1267
\$	\$	\$ 890,752.68		\$ 53,343.00	\$ 705.76				\$ 54,048.76	1268
\$	\$	\$ 239,584.00			\$ 16.00				\$ 16.00	1269
1,689.71		1,689.71			127,445.17			3,686,875.00	3,814,320.17	1270
\$	\$	\$ 241,273.71			\$ 127,461.17			\$ 3,686,875.00	\$ 3,814,336.17	1271
\$	\$	\$ 1,204,422.64		\$ 79,054.00	\$ 128,166.93			\$ 3,686,875.00	\$ 3,894,095.93	1272
\$	\$ 74,700.00	\$ 74,700.00				\$ 90,000.00			\$ 90,000.00	1273
\$	\$ 74,700.00	\$ 74,700.00				\$ 90,000.00			\$ 90,000.00	1274
\$	\$	\$ 76,851.02								1275
\$	\$	\$ 76,851.02								1276
\$	\$	\$						\$ 79,925.33	\$ 79,925.33	1277
15,345.48		15,345.48		842,572.98	45.87			8,514,321.14	9,356,939.99	1278
\$	\$	\$ 15,345.48		\$ 842,572.98	\$ 45.87			\$ 8,594,246.47	\$ 9,436,865.32	1279
\$	\$	\$ 6,328,234.51		\$ 4,941,669.00	\$ 1,247.37				\$ 4,942,916.37	1280
1,492,777.17		1,492,777.17		50,000.00	273.39	427,000.00			477,273.39	1281
5,459.49		280,647.27								1282
\$	\$	\$ 7,826,471.17		\$ 4,991,669.00	\$ 1,520.76	\$ 427,000.00			\$ 5,420,189.76	1283
\$	\$	\$ 244,569.08								1284
1,666,255.45		1,666,255.45				11,315,000.00			11,315,000.00	1285
\$	\$	\$ 1,910,824.53				\$ 11,315,000.00			\$ 11,315,000.00	1286
\$	\$	\$ 367,963.60				\$ 35,297.59			\$ 35,297.59	1287
1,378,206.75		1,378,206.75		140,000.00	176.31	130,000.00		44.88	270,221.19	1288
\$	\$	\$ 1,746,170.35		\$ 140,000.00	\$ 176.31	\$ 165,297.59		\$ 44.88	\$ 305,518.78	1289
\$	\$	\$ 538.49			\$ 40.11			\$ 697,291.06	\$ 697,331.17	1290
16,084.58		16,175.85						178,182.36	178,182.36	1291
\$	\$	\$ 16,623.07		\$	\$ 40.11			\$ 875,473.42	\$ 875,513.53	1292
\$	\$	\$ 50,775.00				\$ 72,000.00			\$ 72,000.00	1293

RECEIPTS BY FUND, DEPARTMENT AND SOURCE

Line No.	Fund No.	Dept. and Div. No.	Entity and Source No.	SOURCE	Total Receipts	DIRECT REVENUE					
						FROM STATE TAXATION			AIDS AND		
						Fees	Licenses	Taxes	U.S. Government	Counties and Cities	
TRUST FUND (Continued)											
DEPARTMENT OF GENERAL SERVICES (Continued)											
Division of Bond Finance: (Continued)											
1294	2	728	0200	Revenue Bond Proceeds Trust Fund	\$ 1,876,359.81	\$	\$	\$	\$	\$	\$
1295				Total Division of Bond Finance	\$ 2,157,034.81	\$ 157,900.00	\$	\$	\$	\$	\$
Division of Communication:											
1296	2	729	0200	Communications Survey Trust Fund	\$ 26,386.00	\$	\$	\$	\$	\$	\$
1297	2	729	0300	Communications Working Capital Trust Fund	17,721,966.91						
1298				Total Division of Communication	\$ 17,748,352.91	\$	\$	\$	\$	\$	\$
1299				TOTAL DEPARTMENT OF GENERAL SERVICES	\$ 59,291,412.65	\$ 432,772.30	\$	\$ 1,079.62	\$	\$	\$
730-736 REVENUE, DEPARTMENT OF											
730 Office of the Executive Director and Division of Administration:											
1300	2	730	0100	Administration Trust Fund	\$ 1,967,105.64	\$	\$	\$	\$	\$	\$
1301	2	730	0200	Revenue Sharing Trust Fund for Counties	107,961,984.41						
1302	2	730	0300	Revenue Sharing Trust Fund for Municipalities	189,699,124.58						
1303	2	730	0500	Municipal Financial Assistance Trust Fund	22,725,026.78						
1304				Total Office of the Executive Director and Division of Administration	\$ 322,353,241.41	\$	\$	\$	\$	\$	\$
732 Division of Ad Valorem Tax:											
1305	2	732	0200	Intangible Tax Trust Fund	\$ 2,431,709.21	\$	\$	\$	\$	\$	\$
1306	2	732	0300	Local Government Exemption Trust Fund	90,296,192.51						
1307	2	732	0400	Property Assessment Loan Trust Fund	107,167.77						
1308				Total Division of Ad Valorem Tax	\$ 92,835,069.49	\$	\$	\$	\$	\$	\$
735 Division of Audits:											
1309	2	735	0100	Administrative Trust Fund	\$ 1,577,537.42	\$	\$	\$	\$	\$	\$
1310				Total Division of Audits	\$ 1,577,537.42	\$	\$	\$	\$	\$	\$
736 Division of Collection and Enforcement:											
1311	2	736	0100	Administrative Trust Fund	\$ 2,793,751.97	\$	\$	\$	\$	\$	\$
1312	2	736	0200	Local Option Tourist Development Trust Fund	15,407,622.55						
1313	2	736	0300	Intangible Tax Trust Fund	138,405,720.82			134,044,735.04			
1314	2	736	0400	Land Acquisition Clearing Trust Fund	8,134,458.30			8,071,229.76			
1315	2	736	0500	Severance Tax Solid Minerals Trust Fund	63,935,938.65			63,935,938.65			
1316	2	736	0600	Land Reclamation Trust Fund	1,492,966.19						
1317	2	736	0700	Non-Mandatory Land Reclamation Trust Fund	9,999,067.70						
1318	2	736	0800	Oil and Gas Tax Trust Fund	57,317,649.43			57,317,649.43			
1319	2	736	0900	2% Premium Tax Clearing Trust Fund	92,269,517.01			92,269,517.01			
1320	2	736	1100	Gas Tax Clearing Trust Fund	379,807,651.83			379,783,323.12			
1321	2	736	1200	Special Fuel Tax Clearing Trust Fund	37,350,383.18			37,350,383.18			
1322	2	736	1300	Agriculture and Commercial Fisherman Gasoline Tax Refunds Trust Fund	310,251.08						
1323	2	736	1400	Retail Dealers 2% Gas Tax Refunds Trust Fund	2,847,865.68						
1324	2	736	1500	City Transit System Gas and Special Fuel Tax Refunds Trust Fund	64,557.20						
1325	2	736	1500	Municipalities Gasoline and Special Fuel Tax Trust Fund	2,497,271.43						
1326	2	736	1700	Additional Gasoline Tax Pour-Over Trust Fund	51,029,116.61						
1327	2	736	1800	Security Deposit Trust Fund	278,800.00						
1328	2	736	1900	Special Fuel Security Deposit Trust Fund	26,879.44						
1329	2	736	2100	Documentary Stamp Tax Clearing Trust Fund	137,827,101.37			137,827,101.37			
1330				Total Division of Collection and Enforcement	\$ 1,001,796,610.44	\$	\$	\$ 910,599,877.56	\$	\$	\$
1331				TOTAL DEPARTMENT OF REVENUE	\$ 1,418,562,458.76	\$	\$	\$ 910,599,877.56	\$	\$	\$
740-747 NATURAL RESOURCES, DEPARTMENT OF											
740 Office of Executive Director and Division of Administration:											
1332	2	740	0100	Motor Boat Revolving Trust Fund	\$ 3,545,362.15	\$ 4,482.50	\$ 2,857,095.00	\$	\$	\$	\$
1333	2	740	0200	State Park Trust Fund	177,492.05						
1334	2	740	0300	Grants and Donations Trust Fund	80,219.91				65,271.84		
1335	2	740	0500	Administrative Trust Fund	191,108.30						
1336				Total Office of Executive Director and Division of Administration	\$ 3,994,182.41	\$ 4,482.50	\$ 2,857,095.00	\$	\$ 65,271.84	\$	\$
741 Division of State Lands:											
1337	2	741	0100	Conservation and Recreation Trust Fund	\$ 38,997,337.72	\$	\$	\$	\$	\$	\$
1338	2	741	0600	Environmentally Endangered Lands Trust Fund	3,673,615.28						
1339				Total Division of State Lands	\$ 42,670,953.00	\$	\$	\$	\$	\$	\$

RECEIPTS BY FUND, DEPARTMENT AND SOURCE

DONATIONS	OTHER DIRECT REVENUE		Total Direct Revenue	NON-OPERATING RECEIPTS						Total Non-Operating Receipts	Line No.
	Other	Miscellaneous		Interest	Service Charges to General Revenue	Transfers	Refunds	Sale of Investments	Sale of Revenue Certificates		
							\$ 834,359.81	\$ 1,042,000.00		\$ 1,876,359.81	1294
		\$ 50,775.00	\$ 208,675.00				\$ 906,359.81	\$ 1,042,000.00		\$ 1,948,359.81	1295
	\$ 26,386.00		\$ 26,386.00								1296
	16,481,966.91		16,481,966.91				1,240,000.00			1,240,000.00	1297
	\$ 16,508,352.91		\$ 16,508,352.91				\$ 1,240,000.00			\$ 1,240,000.00	1298
	\$ 28,151,413.53	\$ 74,700.00	\$ 28,659,965.45		\$ 5,974,241.98	\$ 1,783.05	\$ 14,143,657.40	\$ 1,042,000.00	\$ 9,469,764.77	\$ 30,631,447.20	1299
					\$ 1,962,193.00	\$ 4,912.64				\$ 1,967,105.64	1300
					107,961,984.41					107,961,984.41	1301
					189,699,124.58					189,699,124.58	1302
					22,722,756.88	2,269.90				22,725,026.78	1303
					\$ 322,346,058.87	\$ 7,182.54				\$ 322,353,241.41	1304
	\$ 747.31		\$ 747.31		\$ 2,430,961.90					\$ 2,430,961.90	1305
					90,296,192.51					90,296,192.51	1306
		7,982.85	7,982.85						99,184.92	99,184.92	1307
	\$ 747.31	\$ 7,982.85	\$ 8,730.16		\$ 92,727,154.41				\$ 99,184.92	\$ 92,826,339.33	1308
					\$ 1,575,836.00	\$ 1,701.42				\$ 1,577,537.42	1309
					\$ 1,575,836.00	\$ 1,701.42				\$ 1,577,537.42	1310
					\$ 2,790,992.00	\$ 2,759.97				\$ 2,793,751.97	1311
								15,407,622.55		15,407,622.55	1312
			134,044,735.04		4,360,738.55	247.23				4,360,985.78	1313
			8,071,229.76		63,228.54					63,228.54	1314
			63,935,938.65								1315
					1,492,986.19					1,492,986.19	1316
					9,999,087.70					9,999,087.70	1317
			57,317,649.43								1318
			92,269,517.01								1319
			379,783,323.12		24,328.71					24,328.71	1320
			37,350,383.18								1321
					310,251.08					310,251.08	1322
					2,847,723.23	142.45				2,847,865.68	1323
					64,557.20					64,557.20	1324
					2,462,725.85	34,545.58				2,497,271.43	1325
					51,029,116.61					51,029,116.61	1326
								278,800.00		278,800.00	1327
								26,879.44		26,879.44	1328
			137,827,101.37								1329
			\$ 910,599,877.56		\$ 75,445,735.66	\$ 37,695.23			\$ 15,713,301.99	\$ 91,196,732.88	1330
	\$ 747.31	\$ 7,982.85	\$ 910,606,607.72		\$ 492,094,784.94	\$ 46,579.19			\$ 15,812,486.91	\$ 507,953,851.04	1331
	\$ 12,449.30	\$ 18,838.63	\$ 2,892,865.43		\$ 144.00	\$ 24,237.44	\$ 500,000.00		\$ 128,115.28	\$ 652,496.72	1332
					177,492.05					177,492.05	1333
			65,271.84		14,844.07	304.00				14,948.07	1334
					191,108.30					191,108.30	1335
	\$ 12,449.30	\$ 18,838.63	\$ 2,958,137.27		\$ 383,388.42	\$ 24,541.44	\$ 500,000.00		\$ 128,115.28	\$ 1,036,045.14	1336
					\$ 38,997,337.72					\$ 38,997,337.72	1337
					101,750.00		3,571,865.28			3,673,615.28	1338
					\$ 39,099,087.72		\$ 3,571,865.28			\$ 42,670,953.00	1339

RECEIPTS BY FUND, DEPARTMENT AND SOURCE

Line No.	Fund No.	Dept. and Div. No.	Entity and Source No.	SOURCE	Total Receipts	DIRECT REVENUE				
						FROM STATE TAXATION			AIDS AND	
						Fees	Licenses	Taxes	U.S. Government	Counties and Cities
TRUST FUND (Continued)										
740-747 NATURAL RESOURCES, DEPARTMENT OF (Continued)										
742 Division of Marine Resources:										
1340	2	742	0300	Salt Water Products Promotion Trust Fund	\$ 341,023.53	\$	\$ 60,250.00	\$	\$ 204,325.81	\$
1341	2	742	0500	Marine Biological Research Trust Fund	385,631.73				305,631.73	
1342	2	742	0600	Beaches and Shores Operating Trust Fund	2,800.00					
1343	2	742	1000	Erosion Control Trust Fund	15,316,142.56					
1344				Total Division of Marine Resources	\$ 16,045,597.82	\$	\$ 60,250.00	\$	\$ 509,957.54	\$
745 Division of Recreation and Parks:										
1345	2	745	0100	Land Acquisition Trust Fund	\$ 43,931,318.57	\$	\$	\$	\$ 10,996,936.97	\$
1346	2	745	0300	State Park Trust Fund	14,547,846.40	3,083,846.18			21,514.91	
1347	2	745	0600	Environmentally Endangered Lands Trust Fund	1,987,042.25					
1348				Total Division of Recreation and Parks	\$ 60,466,207.22	\$ 3,083,846.18	\$	\$	\$ 11,018,451.88	\$
746 Division of Law Enforcement:										
1349	2	746	0100	Motorboat Revolving Trust Fund	\$ 2,911,387.83	\$ 8,544.50	\$ 1,155,581.10	\$	\$ 133,882.00	\$
1350	2	746	0200	Grants and Donations Trust Fund	79,071.25				48,546.25	
1351	2	746	0300	Salt Water Products Promotion Trust Fund	306,500.00					
1352	2	746	0900	Coastal Protection Trust Fund	5,829,751.98	74,720.00		5,747,114.91		
1353				Total Division of Law Enforcement	\$ 9,126,711.06	\$ 83,264.50	\$ 1,155,581.10	\$ 5,747,114.91	\$ 182,428.25	\$
747 Division of Resource Management:										
1354	2	747	0400	Aquatic Plant Control Trust Fund	\$ 7,114,379.14	\$	\$ 842,268.00	\$	\$ 3,175,047.74	\$
1355	2	747	0500	Reclamation Administration Trust Fund	458,871.00					
1356				Total Division of Resource Management	\$ 7,573,250.14	\$	\$ 842,268.00	\$	\$ 3,175,047.74	\$
1357				TOTAL DEPARTMENT OF NATURAL RESOURCES	\$ 139,876,901.65	\$ 3,171,593.18	\$ 4,915,194.10	\$ 5,747,114.91	\$ 14,951,157.25	\$
750 INTERNAL IMPROVEMENT TRUST FUND, BOARD OF TRUSTEES										
1358	2	750	0400	Interama Operations and Dissolution Trust Fund	\$ 21,726.57	\$	\$	\$	\$	\$
1359				TOTAL INTERNAL IMPROVEMENT TRUST FUND, BOARD OF TRUSTEES	\$ 21,726.57	\$	\$	\$	\$	\$
760-763 HIGHWAY SAFETY AND MOTOR VEHICLES, DEPARTMENT OF										
760 Office of the Executive Director and Division of Administrative Services:										
1360	2	760	0100	Kirkman Data Center—Working Capital Trust Fund	\$ 8,041,629.46	\$	\$	\$	\$	\$
1361	2	760	0200	Grants and Donations Trust Fund	683,693.60				63,693.60	
1362	2	760	0300	Revolving Trust Fund	712,010.60					
1363	2	760	0400	Security Deposits Trust Fund	216,350.00					
1364				Total Office of Executive Director and Division of Administrative Services	\$ 9,653,683.66	\$	\$	\$	\$ 63,693.60	\$
761 Division of the Florida Highway Patrol:										
1365	2	761	0200	Reimbursement Trust Fund	\$ 4,854,725.66	\$	\$	\$	\$	\$
1366	2	761	0300	Grants and Donations Trust Fund	1,847,647.03				1,826,836.03	
1367				Total Division of the Florida Highway Patrol	\$ 6,702,372.69	\$	\$	\$	\$ 1,826,836.03	\$
762 Division of Driver's Licenses:										
1368	2	762	0100	Accident Reports Trust Fund	\$ 6,058,714.09	\$ 6,057,380.88	\$	\$	\$	\$
1369	2	762	0200	Grants and Donations Trust Fund	315,492.85				315,492.85	
1370				Total Division of Driver's Licenses	\$ 6,374,206.94	\$ 6,057,380.88	\$	\$	\$ 315,492.85	\$
763 Division of Motor Vehicles:										
1371	2	763	0100	License Tax Collection Trust Fund	\$ 16,467,145.76	\$	\$ 16,337,829.81	\$	\$	\$
1372	2	763	0200	Grants and Donations Trust Fund	195,649.00				195,649.00	
1373				Total Division of Motor Vehicles	\$ 16,662,794.76	\$	\$ 16,337,829.81	\$	\$ 195,649.00	\$
1374				TOTAL DEPARTMENT OF HIGHWAY SAFETY AND MOTOR VEHICLES	\$ 39,393,058.05	\$ 6,057,380.88	\$ 16,337,829.81	\$	\$ 2,401,671.48	\$
770-774 GAME AND FRESH WATER FISH COMMISSION										
770 Division of Game and Fresh Water Fish Commission:										
1375	2	770	0100	State Game Trust Fund	\$ 1,043.37	\$	\$	\$	\$	\$
1376	2	770	0200	Endangered and Threatened Species Reward Trust Fund	10,582.00					
1377	2	770	0700	Land Acquisition Trust Fund	283,754.45					
1378	2	770	1100	State Game Trust Fund	14,384,212.91		8,472,310.40		2,375,300.77	
1379				Total Division of Game and Fresh Water Fish Commission	\$ 14,679,592.73	\$	\$ 8,472,310.40	\$	\$ 2,375,300.77	\$

RECEIPTS BY FUND, DEPARTMENT AND SOURCE

DONATIONS	OTHER DIRECT REVENUE		Total Direct Revenue	NON-OPERATING RECEIPTS						Total Non-Operating Receipts	Line No.
	Other	Miscellaneous		Interest	Service Charges to General Revenue	Transfers	Refunds	Sale of Investments	Sale of Revenue Certificates		
\$ 61,231.36	\$ 50.00		\$ 325,857.17			\$ 91.75	\$ 15,000.00		\$ 74.61	\$ 15,166.36	1340
50,000.00			355,631.73		30,000.00					30,000.00	1341
	300.00		300.00						2,500.00	2,500.00	1342
	650.00	40,923.50	41,573.50		5,950,301.00	52,462.34	9,271,805.72			15,274,569.06	1343
\$ 111,231.36	\$ 1,000.00	\$ 40,923.50	\$ 723,362.40		\$ 5,980,301.00	\$ 52,554.09	\$ 9,286,805.72		\$ 2,574.61	\$ 15,322,235.42	1344
	475.00	9,630.76	11,007,042.73	26,848,044.14	161,731.18	3,350,000.00		2,564,500.52	32,924,275.84	1345	
	785,621.66		3,890,982.75	10,304,874.00	21,446.74			330,542.91	10,656,863.65	1346	
						1,987,042.25			1,987,042.25	1347	
	786,096.66	9,630.76	14,896,025.48	37,152,918.14	183,177.92	5,337,042.25		2,895,043.43	45,568,181.74	1348	
	159,845.07	1,171.39	1,459,024.06	1,097,012.13	4,117.03	250,000.00		101,234.61	1,452,363.77	1349	
30,525.00			79,071.25							1350	
	7,907.07		5,829,741.98	160,000.00		120,000.00		26,500.00	306,500.00	1351	
				10.00					10.00	1352	
\$ 30,525.00	\$ 167,752.14	\$ 1,171.39	\$ 7,367,837.29	\$ 1,257,022.13	\$ 4,117.03	\$ 370,000.00		\$ 127,734.61	\$ 1,758,873.77	1353	
			4,017,315.74	2,960,000.00	137,063.40				3,097,063.40	1354	
				363,871.00		95,000.00			458,871.00	1355	
			4,017,315.74	3,323,871.00	137,063.40	95,000.00			3,555,934.40	1356	
\$ 141,756.36	\$ 967,298.10	\$ 70,564.28	\$ 29,964,678.18	\$ 87,196,588.41	\$ 401,453.88	\$ 19,160,713.25		\$ 3,153,467.93	\$ 109,912,223.47	1357	
								21,726.57	21,726.57	1358	
								21,726.57	21,726.57	1359	
			63,693.60	620,000.00	40,470.29			8,001,159.17	8,041,629.46	1360	
				620,000.00					620,000.00	1361	
					92,010.60				712,010.60	1362	
								216,350.00	216,350.00	1363	
			63,693.60	1,240,000.00	132,480.89			8,217,509.17	9,589,990.06	1364	
	4,854,708.80		4,854,708.80		16.86				16.86	1365	
			1,826,836.03	20,811.00					20,811.00	1366	
	4,854,708.80		6,681,544.83	20,811.00	16.86				20,827.86	1367	
			6,057,380.88		1,333.21				1,333.21	1368	
			315,492.85							1369	
			6,372,873.73		1,333.21				1,333.21	1370	
			16,337,629.81		129,315.95				129,315.95	1371	
			195,649.00							1372	
			16,533,478.81		129,315.95				129,315.95	1373	
	4,854,708.80		29,651,590.97	1,260,811.00	263,146.91			8,217,509.17	9,741,467.08	1374	
	1,043.37		1,043.37							1375	
	582.00		582.00	10,000.00					10,000.00	1376	
				283,754.45					283,754.45	1377	
137,992.07	819,674.57	16,730.85	11,822,008.46	1,659,014.79	51,791.55	571,188.61		280,209.50	2,562,204.45	1378	
\$ 137,992.07	\$ 821,299.94	\$ 16,730.85	\$ 11,823,633.83	\$ 1,952,789.24	\$ 51,791.55	\$ 571,188.61		\$ 280,209.50	\$ 2,855,958.90	1379	

RECEIPTS BY FUND, DEPARTMENT AND SOURCE

Line No.	Fund No.	Dept. and Div. No.	Entity and Source No.	SOURCE	Total Receipts	DIRECT REVENUE					
						FROM STATE TAXATION			AIDS AND		
						Fees	Licenses	Taxes	U.S. Government	Courties and Cities	
TRUST FUND (Continued)											
770-774 GAME AND FRESH WATER FISH COMMISSION (Continued)											
771 Office of the Executive Director and Division of Administrative Services:											
1380	2	771	0100	State Game Trust Fund	\$ 19.20	\$	\$	\$	\$	\$	
1381	2	771	0200	Endangered and Threatened Species Reward Trust Fund	10,000.00						
1382				Total Office of the Executive Director and Division of Administrative Services	\$ 10,019.20	\$	\$	\$	\$	\$	
1383				TOTAL GAME AND FRESH WATER FISH COMMISSION	\$ 14,689,611.93	\$	\$ 8,472,310.40	\$	\$ 2,375,300.77	\$	
780 PAROLE AND PROBATION COMMISSION											
1384	2	780	0300	Grants and Donations Trust Fund	\$ 15,407.00	\$	\$	\$	\$ 15,407.00	\$	
1385				TOTAL PAROLE AND PROBATION COMMISSION	\$ 15,407.00	\$	\$	\$	\$ 15,407.00	\$	
800-819 INSURANCE, DEPARTMENT OF AND TREASURY											
800 Office of Treasury and Division of Administrative Services:											
1386	2	800	0100	Insurance Commissioner's Regulatory Trust Fund	\$ 39,393,873.94	\$ 6,915,436.49	\$ 782,010.00	\$	\$ 106,613.03	\$	
1387				Total Office of Treasurer and Division of Administrative Services	\$ 39,393,873.94	\$ 6,915,436.49	\$ 782,010.00	\$	\$ 106,613.03	\$	
815 Division of Insurance Consumer Services:											
1388	2	815	0300	Agents and Solicitors County License Tax Trust Fund	\$ 703,996.50	\$	\$ 703,996.50	\$	\$	\$	
1389				Total Division of Insurance Consumer Services	\$ 703,996.50	\$	\$ 703,996.50	\$	\$	\$	
816 Division of Administration:											
1390	2	816	0100	Hospital Cost Containment Board Trust Fund	\$ 723,870.91	\$ 723,870.91	\$	\$	\$	\$	
1391				Total Division of Administration	\$ 723,870.91	\$ 723,870.91	\$	\$	\$	\$	
817 Division of State Fire Marshall:											
1392	2	817	0200	Fire College Publication Revolving Trust Fund	\$ 31,029.00	\$	\$	\$	\$	\$	
1393				Total Division of State Fire Marshall	\$ 31,029.00	\$	\$	\$	\$	\$	
818 Division of Risk Management:											
1394	2	818	0100	Casualty Insurance Trust Fund	\$ 14,684,129.39	\$	\$	\$	\$	\$	
1395	2	818	0200	Fire Insurance Trust Fund	1,788,842.94						
1396				Total Division of Risk Management	\$ 16,472,972.33	\$	\$	\$	\$	\$	
1397				TOTAL DEPARTMENT OF INSURANCE AND TREASURER	\$ 57,325,742.88	\$ 7,639,307.40	\$ 1,486,006.50	\$	\$ 106,613.03	\$	
900 REPLACEMENT TRUST FUNDS											
1398	2	900	0200	Department of General Services	\$ 50,000.00	\$	\$	\$	\$	\$	
1399	2	900	0300	Department of Citrus	762.11						
1400	2	900	0400	Department of Agriculture and Consumer Services	516.65						
1401	2	900	0500	Department of Highway Safety and Motor Vehicles	20,163.15						
Department of Education—											
1402	2	900	1200	Institute of Food and Agricultural Sciences	6,728.90						
1403	2	900	1500	University of Florida	2,559.93						
1404	2	900	1600	Florida State University	17,699.56						
1405	2	900	1700	Florida Agricultural and Mechanical University	212.50						
1406	2	900	1800	University of South Florida	4,847.03						
Department of Corrections—											
1407	2	900	2200	Apalachee Correctional Institute	10,500.00						
Department of Community Affairs—											
1408	2	900	2600	Division of Public Safety, Planning, and Assistance	1,231.09						
Department of Corrections—											
1409	2	900	3200	Broward Correctional Institute	3,944.22						
1410	2	900	3400	Department of Transportation	21,777.76						
1411	2	900	3500	Department of Health and Rehabilitative Services	1,731.84						
Department of Corrections—											
1412	2	900	3800	Lawley Correctional Institution	2,333.00						
1413	2	900	3900	Community Facilities and Road Prisons	20,980.00						
Department of Health and Rehabilitative Services—											
1414	2	900	4000	District 3	16,264.57						
1415	2	900	5100	Department of Labor and Employment Security	6,803.88						
Department of Corrections—											
1416	2	900	5500	Polk Correctional Institute	5,459.22						
Department of State and Secretary of State—											
1417	2	900	5600	Historic Pensacola Preservation Board	7,537.00						
Department of Health and Rehabilitative Services—											
1418	2	900	5700	District 5	909.00						
Department of Education—											
1419	2	900	6500	University of Central Florida	636.00						

RECEIPTS BY FUND, DEPARTMENT AND SOURCE

DONATIONS	OTHER DIRECT REVENUE			Total Direct Revenue	NON-OPERATING RECEIPTS						Total Non-Operating Receipts	Line No.
	Other	Miscellaneous	Interest		Service Charges to General Revenue	Transfers	Refunds	Sale of Investments	Sale of Revenue Certificates	Other Non-Operating Receipts		
	\$	\$	\$	\$	\$	\$	\$	\$	\$	\$	\$	1380
						10,000.00		19.20				1381
	\$	\$	\$	\$	\$	10,000.00	\$	19.20	\$	\$	10,019.20	1382
\$	137,992.07	\$ 821,299.94	\$ 16,730.65	\$ 11,823,633.83	\$	1,962,769.24	\$ 51,810.75	\$ 571,188.61	\$	\$ 280,209.50	\$ 2,865,978.10	1383
\$				15,407.00	\$		\$		\$			1384
\$				15,407.00	\$		\$		\$			1385
\$	621,686.59			8,425,746.11	\$	24,456,394.13	\$ 882,696.62	\$ 4,000,000.00	\$	\$ 1,629,037.08	\$ 30,968,127.83	1386
\$	621,686.59			8,425,746.11	\$	24,456,394.13	\$ 882,696.62	\$ 4,000,000.00	\$	\$ 1,629,037.08	\$ 30,968,127.83	1387
\$				703,996.50	\$		\$		\$			1388
\$				703,996.50	\$		\$		\$			1389
\$				723,870.91	\$		\$		\$			1390
\$				723,870.91	\$		\$		\$			1391
\$	31,029.00			31,029.00	\$		\$		\$			1392
\$	31,029.00			31,029.00	\$		\$		\$			1393
\$	156.00	\$ 1,535,337.67		1,535,337.67	\$	5,747.00	\$ 367,288.38	\$ 6,189,000.00	\$	\$ 6,592,503.34	\$ 13,148,791.72	1394
		132,952.50		133,108.50			25,850.04	637,750.00		986,367.40	1,655,734.44	1395
\$	156.00	\$ 1,668,290.17		1,668,446.17	\$	5,747.00	\$ 393,138.42	\$ 6,826,750.00	\$	\$ 7,578,890.74	\$ 14,804,526.16	1396
\$	652,871.59	\$ 1,668,290.17		11,553,088.69	\$	24,462,141.13	\$ 1,275,835.04	\$ 10,826,750.00	\$	\$ 9,207,927.82	\$ 45,772,653.99	1397
\$					\$				\$	50,000.00	\$ 50,000.00	1398
										762.11	762.11	1399
										516.65	516.65	1400
										20,163.15	20,163.15	1401
										6,728.90	6,728.90	1402
										2,559.93	2,559.93	1403
										17,699.56	17,699.56	1404
										212.50	212.50	1405
										4,847.03	4,847.03	1406
										10,500.00	10,500.00	1407
										1,231.09	1,231.09	1408
										8,944.22	8,944.22	1409
										21,777.76	21,777.76	1410
										1,731.84	1,731.84	1411
										2,333.00	2,333.00	1412
										20,980.00	20,980.00	1413
										16,264.57	16,264.57	1414
										6,803.88	6,803.88	1415
										5,459.22	5,459.22	1416
										7,537.00	7,537.00	1417
										909.00	909.00	1418
										636.00	636.00	1419

RECEIPTS BY FUND, DEPARTMENT AND SOURCE

Line No.	Fund No.	Dept. and Div. No.	Entity and Source No.	SOURCE	Total Receipts	DIRECT REVENUE					
						FROM STATE TAXATION			AIDS AND		
						Fees	Licenses	Taxes	U.S. Government	Counties and Cities	
TRUST FUND (Continued)											
REPLACEMENT TRUST FUNDS (Continued)											
1420	2	900	6600	Department of Corrections (Continued)— Zephyrhills Correctional Institution	\$ 4,801.44	\$	\$	\$	\$	\$	
1421	2	900	6900	Department of Natural Resources— Division of Marine Resources	968.63						
1422	2	900	7100	Division of Recreation and Parks	5,800.98						
1423	2	900	7600	Department of Corrections— Union Correctional Institute	49,273.03						
1424	2	900	7900	Department of Education— Florida International University	2,100.00						
1425	2	900	8000	Department of Corrections— Reception and Medical Center	8,585.20						
1426	2	900	8300	Department of Health and Rehabilitative Services— District 4	1,073.00						
1427	2	900	9100	Department of Corrections— Dade Correctional Institution	4,280.75						
1428	2	900	9200	Indian River Correctional Institution	20,687.55						
1429	2	900	9500	Department of Law Enforcement	18,074.45						
1430	2	900	9800	Department of Health and Rehabilitative Services— A.G. Holley Hospital, Lantana	239.99						
1431				TOTAL REPLACEMENT TRUST FUNDS	\$ 319,482.43	\$	\$	\$	\$	\$	
1432				SUBTOTAL TRUST FUND	\$ 9,400,026,557.16	\$ 98,985,378.04	\$ 198,689,120.90	\$ 1,680,892,368.00	\$ 1,611,482,794.08	\$ 24,052,581.60	
1433				12 Month Old Warrants Cancelled and Restored	\$ 1,046,620.83	\$	\$	\$	\$	\$	
1434				Prior Year Warrants Cancelled and Restored	† 2,012,327.64						
1435				TOTAL TRUST FUND	\$ 9,403,085,505.63	\$ 98,985,378.04	\$ 198,689,120.90	\$ 1,680,892,368.00	\$ 1,611,482,794.08	\$ 24,052,581.60	
WORKING CAPITAL FUND											
WORKING CAPITAL FUND											
1436	3	990	0200	Working Capital Fund	\$ 182,573,872.52	\$	\$	\$	\$	\$	
1437				SUBTOTAL WORKING CAPITAL FUND	\$ 182,573,872.52	\$	\$	\$	\$	\$	
1438				12 Month Old Warrants Cancelled and Restored	\$	\$	\$	\$	\$	\$	
1439				Prior Year Warrants Cancelled and Restored	\$	\$	\$	\$	\$	\$	
1440				TOTAL WORKING CAPITAL FUND	\$ 182,573,872.52	\$	\$	\$	\$	\$	
FEDERAL REVENUE SHARING FUND											
DEPARTMENT OF ADMINISTRATION OFFICE OF THE SECRETARY											
1441	4	510	0200	Federal Revenue Sharing Fund	\$ 138,213,472.00	\$	\$	\$	\$ 121,116,975.00	\$	
1442				SUBTOTAL FEDERAL REVENUE SHARING FUND	\$ 138,213,472.00	\$	\$	\$	\$ 121,116,975.00	\$	
1443				12 Month Old Warrants Cancelled and Restored	\$ 39.64	\$	\$	\$	\$	\$	
1444				Prior Year Warrants Cancelled and Restored	\$	\$	\$	\$	\$	\$	
1445				TOTAL FEDERAL REVENUE SHARING FUND	\$ 138,213,511.64	\$	\$	\$	\$	\$	
1446				TOTAL ALL FUNDS	\$13,482,005,456.00	\$133,024,391.05	\$282,411,325.60	\$4,752,940,344.98	\$1,732,599,769.08	\$24,052,840.73	

RECEIPTS BY FUND, DEPARTMENT AND SOURCE

DONATIONS	OTHER DIRECT REVENUE		Total Direct Revenue	NON-OPERATING RECEIPTS						Total Non-Operating Receipts	Line No.	
	Other	Miscellaneous		Interest	Service Charges to General Revenue	Transfers	Refunds	Sale of Investments	Sale of Revenue Certificates			Other Non-Operating Receipts
									4,801.44	4,801.44	1420	
									968.63	968.63	1421	
									5,800.98	5,800.98	1422	
									49,273.03	49,273.03	1423	
									2,100.00	2,100.00	1424	
									8,585.20	8,585.20	1425	
									1,073.00	1,073.00	1426	
									4,280.75	4,280.75	1427	
									20,687.55	20,687.55	1428	
									18,074.45	18,074.45	1429	
									239.99	239.99	1430	
									319,482.43	319,482.43	1431	
\$52,114,025.46	\$415,974,142.49	\$301,660,965.91	\$4,383,851,376.48	\$1,932,833,430.74	\$76,466,472.61	\$1,362,271,154.43	\$44,628,790.52	\$1,599,975,332.38	\$5,016,175,180.68		1432	
								\$1,046,620.83	\$1,046,620.83		1433	
								2,012,327.84	2,012,327.84		1434	
\$52,114,025.46	\$415,974,142.49	\$301,660,965.91	\$4,383,851,376.48	\$1,932,833,430.74	\$76,466,472.61	\$1,362,271,154.43	\$44,628,790.52	\$1,603,034,281.05	\$5,019,234,129.35		1435	
					\$182,573,872.52					\$182,573,872.52	1436	
					\$182,573,872.52					\$182,573,872.52	1437	
											1438	
											1439	
					\$182,573,872.52					\$182,573,872.52	1440	
			\$121,116,975.00				\$17,096,497.00			\$17,096,497.00	1441	
			\$121,116,975.00				\$17,096,497.00			\$17,096,497.00	1442	
								\$39.64		\$39.64	1443	
											1444	
			\$121,116,975.00				\$17,096,497.00		\$39.64	\$17,096,536.64	1445	
\$52,180,305.44	\$418,240,113.33	\$439,793,051.31	\$7,835,242,141.52	\$25,499,765.88	\$2,475,865,823.11	\$116,101,833.78	\$1,379,367,651.43	\$44,628,790.52	\$1,805,299,449.76	\$5,646,763,314.48		1446

REVENUE TO THE GENERAL REVENUE FUND BY MONTHS

Line No.	SOURCE	Authority	July	August	September	October
BUSINESS REGULATION, DEPARTMENT OF						
Division of Pari-Mutuel Wagering:						
1	5% Tax	550-551	\$ 1,483,746.97	\$ 2,903,872.48	\$ 1,205,836.34	\$ 3,043,470.61
2	Breaks	550-551	119,600.66	131,302.76	95,557.27	118,478.57
3	Additional Breaks (Chapter 29810)	550-551	46,549.96	49,326.28	44,214.22	52,099.94
4	Operating (Chapter 215.22)	215			376,367.98	249,890.35
5	Additional (Chapter 215.22)	215			183,288.45	145,814.00
6	Operating (Chapter 71-129)	550-551				
7	Additional (Chapter 71-129)	550-551				
8	.4% Tax		428,228.63	485,162.28	356,278.59	527,760.00
Division of Beverage:						
9	Beverage Tax	561-568	21,989,777.18	20,004,204.68	20,894,092.63	18,730,703.39
10	Beverage License	561-568		118,449.26		
11	Cigarette Tax	210	7,456,994.96	8,008,846.29	6,047,201.11	6,747,542.50
REVENUE, DEPARTMENT OF						
Division of Collection and Enforcement:						
12	Documentary Stamp Tax	201	13,141,343.36	13,351,003.66	11,418,208.60	16,432,376.43
13	2% Premium Tax	624				
14	Corporation Income Tax	220	35,567,236.51	9,139,022.12	18,160,388.19	49,017,868.44
15	Estate Tax	198	3,020,502.25	4,514,141.33	2,709,847.98	5,167,899.40
16	Sales and Use Tax	212	177,748,091.31	167,496,167.52	171,643,690.20	166,340,241.78
HIGHWAY SAFETY AND MOTOR VEHICLES, DEPARTMENT OF						
Division of Driver License:						
17	Driver Education Fees	233	62.00	67.00	125.00	591,106.01
18	Driver Examination Fees	322	375.00	355.00	731.00	1,434,613.87
19	Driver Licenses	322	182.50	194.50	356.00	1,670,568.42
20	Driver School Licenses	488	350.00	1,010.00	360.00	840.00
Division of Motor Vehicles:						
21	Mobile Home Inspection Fees	320				
22	Mobile Home Monitoring Inspection Fees	320				
23	Motor Vehicle Dealer Licenses	320	14,850.50	43,465.00	76,535.00	58,580.00
24	Auto Title and Lien Fees	319	54,448.55	66,388.32	1,500,666.87	678,985.43
25	Mobile Home Seal Fees	320	61,286.00	65,568.00	69,775.00	86,968.00
26	Motor Vehicle Licenses	320	(975.00)	1,463,032.15	(1,463,062.15)	504,640.89
27	Motor Vehicle Inspection Fees	325				
28	Mobile Home Licenses	320				39,383.73
ALL DEPARTMENTS						
29	Other Revenue		21,535,136.76	25,408,945.09	20,700,058.38	21,402,335.55
30	TOTAL REVENUE		<u>\$282,667,788.12</u>	<u>\$253,250,523.72</u>	<u>\$254,020,516.66</u>	<u>\$293,042,167.31</u>

REVENUE TO THE GENERAL REVENUE FUND BY MONTHS

November	December	January	February	March	April	May	June	Total	Line No.
\$ 1,768,970.68	\$ 1,314,146.94	\$ 5,362,529.33	\$ 6,306,517.41	\$ 6,169,289.34	\$ 5,434,033.34	\$ 4,087,231.24	\$ 2,060,287.69	\$ 41,139,932.37	1
43,966.47	96,224.10	554,252.97	545,668.40	475,737.22	506,231.92	334,545.17	99,980.21	3,121,545.72	2
20,847.47	42,733.76	65,416.14	61,740.97	99,512.07	55,656.76	75,852.48	38,635.45	652,385.52	3
			220,909.78			484,822.70		1,331,990.81	4
			125,639.47				238,961.22	693,703.14	5
						4,310,000.00		4,310,000.00	6
						5,600,000.00		5,600,000.00	7
209,497.05	380,410.45	571,824.01	782,838.11	1,207,862.75	776,710.65	840,940.95	388,995.39	6,956,508.86	8
23,182,201.30	26,335,776.15	30,816,599.91	21,608,922.44	23,961,281.12	26,615,815.40	25,569,213.12	23,299,855.31	283,008,442.63	9
78,971.77			5,599,939.22		633,879.60	193,506.15		6,624,746.00	10
4,273,508.10	11,047,653.18	7,295,936.58	8,143,309.77	3,186,070.76	12,363,597.25	4,048,025.63	10,330,559.70	88,949,245.83	11
6,549,368.66	(22,982,178.74)	40,850,861.14	13,697,827.52	11,747,788.11	12,880,172.83	14,203,184.52	13,016,510.00	144,306,466.09	12
16,000,000.00	16,000,000.00						28,000,000.00	60,000,000.00	13
12,333,540.96	21,696,173.25	45,141,895.78	14,871,592.85	16,714,010.05	60,830,240.16	47,475,916.92	40,456,971.18	371,404,856.41	14
3,746,418.62	6,664,822.69	4,812,498.25	4,763,188.11	6,202,333.66	4,966,269.63	4,561,782.04	18,780,362.74	69,910,066.70	15
175,618,736.52	182,699,412.41	222,083,364.56	188,708,248.44	195,203,695.23	174,104,306.35	208,651,687.62	221,816,055.91	2,252,113,697.85	16
128.00	606,474.50	266,945.00	287,490.00	424,362.00	360,821.00	369,379.00	1,046,439.21	3,953,398.72	17
484.00	1,420,203.50	636,328.50	665,594.50	920,285.50	804,347.50	830,512.00	2,550,665.74	9,264,496.11	18
354.00	1,692,062.95	755,588.00	804,250.00	1,167,553.20	998,705.92	1,026,150.54	3,003,428.35	11,119,394.38	19
770.00	440.00	1,592.00	1,458.50	310.00	200.00	450.50	660.00	8,441.00	20
1,170.53	2,360.43	2,189.78	834.82			2,072.88	512.24	9,140.68	21
							238,662.00	238,662.00	22
62,545.00	112,520.00	54,290.00	24,005.00	19,205.00	18,890.00	18,800.00	16,550.00	520,235.50	23
80,525.69	1,444,202.46	708,965.96	758,304.90	924,693.02	1,495,036.25	838,439.16	939,947.34	9,490,603.95	24
85,206.00	85,317.00	86,638.00	51,716.00	48,652.00	40,922.00	30,401.00	(128,290.00)	584,159.00	25
(504,855.89)	3,908,956.39	12,059,886.90	8,165,103.08	7,958,516.34	8,265,537.23	8,008,324.17	20,223,081.87	68,588,185.98	26
		189,574.40	167,318.00	1,578,726.40	222,179.00	144,855.00	311,354.20	2,594,007.00	27
		78,298.92	105,207.06		248,395.50	161,327.89	83,264.74	716,377.84	28
26,158,296.60	14,159,973.94	22,675,825.74	36,539,486.91	20,372,588.24	24,851,175.38	31,497,970.42	45,347,746.14	310,647,539.15	29
\$269,708,451.53	\$266,727,685.36	\$395,051,301.87	\$313,007,111.26	\$298,382,472.01	\$336,473,123.67	\$363,365,891.10	\$432,161,196.63	\$3,757,858,229.24	30

DISBURSEMENTS FROM THE GENERAL REVENUE FUND BY DEPARTMENT/DIVISION AND FUNCTION FOR THE FIVE-YEAR PERIOD JULY 1, 1975 THROUGH JUNE 30, 1980

Line No.	Dept. and Div. No.	DEPARTMENT/DIVISION AND FUNCTION	1975-76	1976-77	1977-78	1978-79	1979-80
GENERAL GOVERNMENT							
110-114 LEGISLATIVE BRANCH							
1	110	Legislature	\$ 16,751,070.96	\$ 18,967,196.75	\$ 20,060,464.31	\$ 20,675,122.90	\$ 23,896,120.81
2	114	Auditor General	6,956,494.74	7,656,128.18	8,613,308.65	9,459,979.04	10,184,074.13
210-265 JUDICIAL BRANCH							
3	210	Supreme Court	1,741,940.96	1,858,057.27	2,097,224.40	2,728,245.84	2,916,283.27
4	211	First District Court of Appeal	544,322.22	631,951.42	818,933.42	941,812.52	1,432,549.71
5	212	Second District Court of Appeal	588,078.69	663,191.04	896,259.26	995,676.41	1,164,265.40
6	213	Third District Court of Appeal	645,109.93	807,401.17	1,031,070.36	1,144,796.55	1,346,307.06
7	214	Fourth and Fifth District Court of Appeal	579,363.15	702,763.43	869,797.01	1,011,617.63	2,207,399.10
8	215	State Attorney Division	21,476,369.66	24,004,035.30	27,686,160.70	31,934,944.12	38,467,694.89
9	216	Public Defender Division	10,908,525.27	12,065,536.84	13,650,521.58	16,286,203.80	20,171,610.54
10	217	Administered Funds					7,355,990.79
11	261	Circuit Courts and Other Related Matters	20,779,400.54	22,205,869.98	23,784,042.08	26,502,338.40	25,109,878.56
12	262	Judicial Administrative Commission	206,910.14	237,243.53	255,863.34	317,547.57	348,613.35
13	263	County Courts	8,608,378.93	8,372,888.43	9,931,563.84	10,862,209.06	12,728,990.71
14	264	Judicial Qualifications Commission	49,495.75	67,487.20	64,303.98	90,928.92	97,148.01
15	265	Judicial Council	24,860.77	35,164.91	40,860.36	46,687.15	48,046.19
310-313 GOVERNOR, EXECUTIVE OFFICE OF THE							
16	310	General Office	1,133,005.33	1,265,075.20	1,384,232.66	1,588,764.14	9,413,636.02
17	311	Operation of the Governor's Mansion	118,796.16	134,662.55	136,898.95	195,556.88	189,507.29
18	312	Office of the Prosecution Coordination and the Council for the Prosecution of Organized Crime				168,796.47	124,452.42
19	313	Administered Funds					1,488,151.22
410 LEGAL AFFAIRS, DEPARTMENT OF AND ATTORNEY GENERAL							
20			3,155,271.50	3,157,293.61	3,436,807.86	3,730,540.76	5,307,205.03
420-435 AGRICULTURE AND CONSUMER SERVICES, DEPARTMENT OF AND COMMISSIONER OF AGRICULTURE							
21	420	Office of Commissioner and Division of Administration	1,728,058.34	1,828,764.85	2,126,932.68	2,111,551.13	2,621,769.11
440-444 BANKING AND FINANCE, DEPARTMENT OF AND COMPTROLLER							
22	440	Office of Comptroller and Division of Administration	582,357.05	567,065.29	569,688.57	658,816.00	869,068.53
23	441	Division of Accounting and Auditing	1,972,751.13	2,822,610.59	3,935,037.03	4,602,382.28	6,295,610.93
450-456 STATE, DEPARTMENT OF AND SECRETARY OF STATE							
24	450	Office of Secretary and Division of Administrative Services	1,336,220.66	1,432,629.88	1,475,761.55	1,807,319.63	2,543,777.96
25	451	Division of Elections	518,878.91	546,590.53	558,346.27	749,936.67	721,268.20
26	452	Division of Archives, History and Records Management	1,301,030.10	1,121,752.49	1,182,733.00	1,366,166.24	1,526,975.44
27	453	Division of Corporations	1,160,857.03	1,244,735.74	1,406,579.78	1,411,484.40	1,870,617.58
28	456	Division of Licensing	575,255.69	589,236.43	575,978.62	511,862.34	387,276.30
471-473 COMMERCE, DEPARTMENT OF							
29	471	Office of the Secretary and Administrative Services				266,534.55	621,350.37
510-519 ADMINISTRATION, DEPARTMENT OF							
30	510	Office of the Secretary	538,618.18	498,585.77	582,869.51	533,924.68	74,511.00
31	511	Division of Budget	1,389,187.43	1,484,510.32	1,646,395.01	1,907,158.88	
32	512	Division of Planning	2,782,931.70	2,225,881.76	2,263,858.58	2,360,643.27	
33	514	Division of Administrative Hearings	41,392.52	432,962.82	518,084.32	580,951.71	642,055.99
34	515	Division of Personnel				149,910.05	388,299.49
35	516	Division of Retirement					99,664.92
36	517	Division of Administered Funds	88,320.49	106,903.63	166,804.36	358,081.81	
37	518	Division of Commission on Human Relations					597,494.37
520-528 COMMUNITY AFFAIRS, DEPARTMENT OF							
38	520	Office of the Secretary	337,056.06	215,778.32	349,622.42	627,998.82	979,635.63
39	521	Division of Community Services	1,170,477.64	786,257.68	1,670,062.01	1,306,947.49	1,206,053.94
530-536 BUSINESS REGULATION, DEPARTMENT OF							
40	530	Office of Secretary	404,748.01	312,651.40	315,320.40	446,232.62	549,480.85
41	534	Division of Alcoholic Beverages and Tobacco	3,406,183.10	3,702,912.67	4,286,470.38	5,120,690.45	5,392,868.53
540-546 LABOR AND EMPLOYMENT SECURITY, DEPARTMENT OF							
42	540	Office of the Secretary and Administrative Services	1,411,393.16	941,593.55	1,280,513.98	1,112,958.13	1,061,604.26

**DISBURSEMENTS FROM THE GENERAL REVENUE FUND BY DEPARTMENT/DIVISION
AND FUNCTION FOR THE FIVE-YEAR PERIOD JULY 1, 1975 THROUGH JUNE 30, 1980**

Line No.	Dept. and Div. No.	DEPARTMENT/DIVISION AND FUNCTION	1975-76	1976-77	1977-78	1978-79	1979-80
GENERAL GOVERNMENT (Continued)							
43	580-583	PROFESSIONAL REGULATION, DEPARTMENT OF Office of the Secretary and Division of General Services	\$ 624,123.07	\$ 678,000.18	\$ 824,763.13	\$ 817,800.91	\$ 50,414.12
590-604 HEALTH AND REHABILITATIVE SERVICES, DEPARTMENT OF							
44	590	Office of Secretary and Division of Administrative Services	5,521,928.42				
45	590	Office of Assistant Secretary for Operations		10,208,139.16			
46	590	Service Delivery Management and Support Services			12,264,579.09	21,183,824.09	27,065,869.66
47	591	Division of Planning and Evaluation	1,519,064.18				
48	591	Division of District Administration		10,799,061.48	6,401,906.46	12,713,714.26	13,330,501.80
49	600	Office of the Secretary		450,478.37	581,072.78	1,457,030.36	1,805,118.17
50	601	Office of the Assistant Secretary for Administrative Services		6,968,301.19	6,441,515.95	11,540,152.67	12,833,540.26
51	602	Office of the Assistant Secretary for Programs		9,234,841.18	10,412,806.20	12,487,648.18	13,064,533.20
52	603	Office of the Assistant Secretary for Operations			11,721,881.06	15,050,912.30	17,809,866.32
53	630	LAW REVISION COUNCIL	79,219.18				
54	640	ETHICS, COMMISSION	88,832.53	146,039.29	182,023.20	217,060.23	227,738.15
55	710-714	LAW ENFORCEMENT, DEPARTMENT OF Office of the Executive Director and Division of Staff Services	3,178,878.16	6,668,547.71	3,933,264.97	4,558,200.45	4,560,208.94
720-729 GENERAL SERVICES, DEPARTMENT OF							
56	720	Office of the Executive Director and Division of Administration	811,420.85	930,966.24	1,110,730.85	1,344,781.42	1,458,593.82
57	721	Division of Security		341,494.36	814,760.83	1,044,265.72	1,209,237.13
58	722	Division of Purchasing	737,915.46	830,221.80	883,735.79	960,296.36	1,242,552.03
59	723	Division of Electronic Data Processing	5,184,612.83	5,034,880.42	2,474,257.55	618,891.28	597,474.61
60	724	Division of Building Construction and Property Management—Operating	1,856,869.39	4,892,071.86	4,939,897.00	5,374,929.00	4,991,669.00
61	725	Division of Building Construction and Property Management—Fixed Capital Outlay	31,717,420.55	18,098,571.14	18,008,268.42	14,014,008.69	10,195,434.79
62	726	Division of Motor Pool	464,443.73	102,211.49	1,427,681.63	726,175.88	1,196,748.13
63	728	Division of Bond Finance					37,408.82
64	729	Division of Communications	557,497.50	549,127.08	631,942.58	888,947.70	1,137,369.48
730-736 REVENUE, DEPARTMENT OF							
65	730	Office of the Executive Director and Division of Administration	19,660,473.86	19,323,567.90	25,647,405.96	1,541,624.03	1,819,564.96
66	731	Division of Miscellaneous Tax	815,093.70	603,498.84	602,374.31	346,200.75	
67	733	Division of Corporate, Estate and Intangible Tax	1,446,264.25	1,509,580.89	1,524,226.21	951,291.70	
68	734	Division of Sales and Use Tax	6,278,573.65	6,997,252.52	7,625,447.03	4,731,042.21	
69	735	Division of Audits				1,933,951.95	5,233,896.16
70	736	Division of Collection and Enforcement				2,607,914.00	6,025,941.45
760-763 HIGHWAY SAFETY AND MOTOR VEHICLES, DEPARTMENT OF							
71	760	Office of Executive Director and Division of Administrative Services	2,681,495.32	2,845,399.79	3,516,380.44	3,677,005.19	3,855,685.16
72	763	Division of Motor Vehicles	7,779,239.54	10,442,749.45	11,243,601.55	12,545,385.39	16,093,740.29
800-819 INSURANCE, DEPARTMENT OF AND TREASURER							
73	800	Office of Treasurer and Division of Administration	262,178.43	232,391.13	278,280.24	314,586.76	329,814.22
74	819	Division of Treasury	537,778.19	616,234.46	646,417.96	654,110.80	819,812.77
75	880	COMMISSIONERS FOR PROMOTION OF UNIFORMITY OF LEGISLATION IN THE UNITED STATES	12,918.63	13,075.46	14,943.62	14,685.36	15,651.41
76		TOTAL GENERAL GOVERNMENT	\$ 206,831,353.32	\$ 241,990,073.92	\$ 273,825,336.06	\$ 291,209,788.75	\$ 339,457,712.92
77		PERCENTAGE INCREASE OR DECREASE OVER PREVIOUS YEAR	9.27%	17.00%	13.16%	6.35%	16.57%
78		PERCENTAGE OF TOTAL DISBURSEMENT FROM GENERAL REVENUE FUND	8.89%	10.03%	10.40%	9.49%	9.09%
PROTECTION TO PERSONS AND PROPERTY							
79	420-435	AGRICULTURE AND CONSUMER SERVICES, DEPARTMENT OF AND COMMISSIONER OF AGRICULTURE					
79	435	Division of Consumer Services	\$ 294,110.00	\$ 302,748.75	\$ 365,945.02	\$ 480,261.03	\$ 465,487.12
440-444 BANKING AND FINANCE, DEPARTMENT OF AND COMPTROLLER							
80	443	Division of Finance	16,994.14				
81	444	Division of Securities	707,862.57	619,101.03	685,057.37	806,317.28	1,174,320.20

**DISBURSEMENTS FROM THE GENERAL REVENUE FUND BY DEPARTMENT/DIVISION
AND FUNCTION FOR THE FIVE-YEAR PERIOD JULY 1, 1975 THROUGH JUNE 30, 1980**

Line No.	Dept. and Div. No.	DEPARTMENT/DIVISION AND FUNCTION	1975-76	1976-77	1977-78	1978-79	1979-80
PROTECTION TO PERSONS AND PROPERTY (Continued)							
82	510-519 517	ADMINISTRATION, DEPARTMENT OF Division of Administered Funds	\$ 89,295.56	\$	\$	\$	\$
83	520-528 523	COMMUNITY AFFAIRS, DEPARTMENT OF Division of Disaster Preparedness	244,651.70	316,970.93	276,153.20	384,166.67
84	527	Division of Public Safety and Planning Assistance	1,076,917.06
85	528	Division of Local Resource Management	2,230,320.02
86	530-535 532	BUSINESS REGULATION, DEPARTMENT OF Division of Hotels and Restaurants	57,920.75
87	533	Division of Florida Land Sales and Condominiums	28,795.86	1,660.45
88	535	Division of General Regulation	128,316.34	141,714.03	176,169.59	162,278.11	109,672.09
89	820	MILITARY AFFAIRS, DEPARTMENT OF	1,420,135.66	1,457,349.22	1,843,798.40	2,021,652.38	4,387,676.87
90	710-714 712	LAW ENFORCEMENT, DEPARTMENT OF Division of Criminal Investigations	3,959,392.19	3,920,479.96	4,877,976.51	6,141,195.16	7,128,667.57
91	713	Division of Standards and Training	249,169.23	284,392.01	385,266.55	449,246.83	540,585.21
92	714	Division of Criminal Justice Information System	4,229,445.41	4,573,562.81	4,609,526.99	5,021,006.91	5,359,382.96
93	720-729 725	GENERAL SERVICES, DEPARTMENT OF Division of Building Construction and Property Management—Fixed Capital Outlay	2,543,507.62	2,059,756.67	327,747.30	581,002.94	1,973,882.92
94	760-763 761	HIGHWAY SAFETY AND MOTOR VEHICLES, DEPARTMENT OF Division of Florida Highway Patrol	24,731,339.89	26,779,454.13	29,269,265.42	32,237,220.60	34,449,799.58
95	762	Division of Driver's Licenses	6,759,431.13	10,014,696.21	9,903,953.57	10,129,680.69	12,347,357.81
96	800-819 801	INSURANCE, DEPARTMENT OF AND OF TREASURER Division of State Fire Marshal	289,074.35	286,624.52	348,095.71	15,786.45
97	805	Division of Insurance Consumer Services	25,235.48
98		TOTAL PROTECTION TO PERSONS AND PROPERTY	\$ 45,774,677.88	\$ 50,758,510.74	\$ 53,068,955.63	\$ 58,429,815.05	\$ 71,244,071.46
99		PERCENTAGE INCREASE OR DECREASE OVER PREVIOUS YEAR	(15.57%)	10.89%	4.55%	10.10%	21.93%
100		PERCENTAGE OF TOTAL DISBURSEMENT FROM GENERAL REVENUE FUND	1.97%	2.10%	2.02%	1.90%	1.91%
101	560	HOSPITALS, HEALTH AND SANITATION ENVIRONMENTAL REGULATION, DEPARTMENT OF	\$ 20,384,700.47	\$ 16,257,378.54	\$ 16,867,699.04	\$ 18,185,308.73	\$ 16,779,170.40
102	590-804 592	HEALTH AND REHABILITATIVE SERVICES, DEPARTMENT OF Division of Children's Medical Services	\$ 7,996,506.22	\$ 12,302,323.81	\$ 12,183,953.72	\$ 17,260,134.23	\$ 21,611,503.21
103	595	Division of Mental Health Services	77,799,075.95	89,169,127.08	104,606,896.55	117,433,021.50	140,438,743.82
104	596	Division of Retardation Services	57,525,767.97	62,256,333.03	66,976,762.26	74,412,024.49	89,621,517.27
105	599	Division of Health Services	36,539,063.42	22,699,325.38	28,706,339.04	27,094,633.53	34,474,733.38
106	720-729 725	GENERAL SERVICES, DEPARTMENT OF Division of Building Construction and Property Management—Fixed Capital Outlay	8,703,547.42	8,994,654.93	4,386,472.91	5,461,169.86	8,096,481.90
107		TOTAL HOSPITALS, HEALTH AND SANITATION	\$ 206,948,661.45	211,679,142.77	\$ 233,728,125.52	\$ 259,846,292.34	\$ 311,222,149.96
108		PERCENTAGE INCREASE OR DECREASE OVER PREVIOUS YEAR	1.35%	1.31%	10.42%	11.17%	19.77%
109		PERCENTAGE OF TOTAL DISBURSEMENT FROM GENERAL REVENUE FUND	8.96%	8.77%	8.88%	8.47%	8.34%
110	420-435 421	DEVELOPMENT AND CONSERVATION OF NATURAL RESOURCES AGRICULTURE AND CONSUMER SERVICES, DEPARTMENT OF AND COMMISSIONER OF AGRICULTURE Division of Inspection	\$ 1,164,215.54	\$ 1,740,799.23	\$ 2,900,146.36	\$ 3,351,616.49	\$ 4,339,717.27

**DISBURSEMENTS FROM THE GENERAL REVENUE FUND BY DEPARTMENT/DIVISION
AND FUNCTION FOR THE FIVE-YEAR PERIOD JULY 1, 1975 THROUGH JUNE 30, 1980**

Line No.	Dept. and Div. No.	DEPARTMENT/DIVISION AND FUNCTION	1975-76	1976-77	1977-78	1978-79	1979-80
DEVELOPMENT AND CONSERVATION OF NATURAL RESOURCES (Continued)							
420-435	AGRICULTURE AND CONSUMER SERVICES, DEPARTMENT OF AND COMMISSIONER OF AGRICULTURE (Continued)						
111	423	Division of Chemistry	\$ 557,987.32	\$ 470,157.50	\$ 670,622.15	\$ 866,292.53	\$ 826,326.89
112	424	Division of Dairy Industry	842,803.62	909,241.71	949,516.86	1,008,361.51	1,103,907.59
113	425	Division of Marketing	15,357.77	344,496.23	389,132.47	412,739.14	612,166.35
114	427	Division of Animal Industry	4,219,267.96	4,863,744.91	5,575,543.89	6,337,853.17	5,798,437.57
115	428	Division of Plant Industry	3,817,045.85	5,650,065.58	6,144,838.71	5,924,119.39	4,963,779.71
116	434	Division of Forestry	11,137,862.74	12,274,962.56	12,362,737.75	11,865,660.58	14,999,321.58
450-456	STATE, DEPARTMENT OF AND SECRETARY OF STATE						
117	455	Division of Cultural Affairs	912,473.13	878,176.92	1,044,934.64	2,165,105.36	2,336,085.05
471-473	COMMERCE, DEPARTMENT OF						
118	472	Division of Tourism				3,711,701.10	5,496,083.27
119	473	Division of Economic Development				2,802,182.20	3,400,076.00
481-499	EDUCATION, DEPARTMENT OF AND COMMISSIONER OF EDUCATION						
120	491	University of Florida	27,813,664.83	31,929,377.73	35,531,708.10	39,376,851.90	45,743,974.85
520-525	COMMUNITY AFFAIRS, DEPARTMENT OF						
121	525	Division of Technical Assistance	659,446.42	310,851.07	964,820.63	1,159,735.49	
540-544	LABOR AND EMPLOYMENT SECURITY, DEPARTMENT OF						
122	543	Division of Tourism	2,050,719.97	3,502,319.32	3,210,402.54	290,202.22	
123	544	Division of Economic Development	1,070,592.99	2,066,683.17	3,013,583.04	186,305.85	
124	660	FLORIDA ENERGY COMMITTEE	147,341.66				
720-729	GENERAL SERVICES, DEPARTMENT OF						
125	725	Division of Building Construction and Property Management—Fixed Capital Outlay	7,613,549.99	2,434,016.28	508,063.66	1,204,682.90	3,369,981.76
740-747	NATURAL RESOURCES, DEPARTMENT OF						
126	740	Office of Executive Director and					
		Division of Administrative Services	1,473,000.35	1,666,168.94	1,824,545.12	1,955,005.04	3,243,124.39
127	741	Division of State Lands	6,794.85				1,683,309.27
128	742	Division of Marine Resources	12,556,223.97	4,220,059.13	8,328,284.17	12,087,108.40	9,545,223.35
129	743	Division of Interior Resources	119,003.54				
130	744	Division of Game and Fresh Water Fish	3,534,720.46				
131	746	Division of Law Enforcement	1,973,846.24	4,091,826.07	4,328,357.92	5,244,735.35	6,626,406.57
132	747	Division of Resource Management	2,051,954.76	2,355,415.04	2,624,773.63	2,971,450.34	1,716,319.89
133	750	INTERNAL IMPROVEMENT TRUST FUND, BOARD OF TRUSTEES OF	17,088.48				
770-774	GAME AND FRESH WATER FISH COMMISSION						
134	770	Division of Game and Fresh Water Fish Commission		4,162,629.63	4,271,506.43	20,100.59	16,982.23
		Office of Executive Director and					
		Division of Administrative Services				441,061.06	482,493.93
135	771	Division of Administrative Services				441,061.06	482,493.93
136	772	Division of Law Enforcement				5,972,349.22	7,090,668.74
137	773	Division of Wildlife				182,525.10	197,572.03
137A	774	Division of Fisheries				64,064.00	
138		TOTAL DEVELOPMENT AND CONSERVATION OF NATURAL RESOURCES	\$ 83,754,962.44	\$ 83,870,791.02	\$ 94,643,518.07	\$ 109,601,808.93	\$ 123,590,958.89
139		PERCENTAGE INCREASE OR DECREASE OVER PREVIOUS YEAR	(21.33%)	.14%	12.84%	15.80%	12.76%
140		PERCENTAGE OF TOTAL DISBURSEMENT FROM GENERAL REVENUE FUND	3.60%	3.48%	3.60%	3.57%	3.31%

DISBURSEMENTS FROM THE GENERAL REVENUE FUND BY DEPARTMENT/DIVISION AND FUNCTION FOR THE FIVE-YEAR PERIOD JULY 1, 1975 THROUGH JUNE 30, 1980

Line No.	Dept. and Div. No.	DEPARTMENT/DIVISION AND FUNCTION	1975-76	1976-77	1977-78	1978-79	1979-80
HIGHWAYS*							
550-556 TRANSPORTATION, DEPARTMENT OF							
141	550	Office of the Secretary and Division of Administration	\$ 827,039.35	\$ 3,340,197.56	\$ 4,978,859.00	\$	\$
142	551	Division of Public Transportation Operations	316,557.94	4,187,059.37	5,545,084.95
143	553	Division of Road Operations	25,857,333.88	19,091,122.67
720-729 GENERAL SERVICES, DEPARTMENT OF							
725 Division of Building Construction and Property							
144		Management—Fixed Capital Outlay	25,954,945.00	11,344,729.00	38.43	2,523.00
145		TOTAL HIGHWAYS	\$ 52,639,318.23	\$ 14,684,926.56	\$ 5,295,416.94	\$ 4,187,097.80	\$ 24,638,730.62
146		PERCENTAGE INCREASE OR DECREASE OVER PREVIOUS YEAR	(56.16%)	(72.10%)	(63.94%)	(20.93%)	488.44%
147		PERCENTAGE OF TOTAL DISBURSEMENT FROM GENERAL REVENUE FUND	2.26%	.61%	.20%	.14%	.66%
PUBLIC WELFARE							
590-604 HEALTH AND REHABILITATIVE SERVICES, DEPARTMENT OF							
598 Division of Social and Economic Services:							
148		Administrative	\$ 38,543,618.00	30,302,845.19	31,288,981.26	\$ 36,246,205.31	\$ 40,142,304.46
149		Assistance Programs	143,554,124.00	162,347,227.30	176,995,349.83	196,251,179.29	215,043,887.47
150		TOTAL PUBLIC WELFARE (Division of Social and Economic Services)	\$ 182,097,742.00	\$ 192,650,072.49	\$ 208,284,331.09	\$ 232,497,384.60	\$ 255,186,185.93
PUBLIC WELFARE (Other)							
481-499 EDUCATION, DEPARTMENT OF AND COMMISSIONER OF EDUCATION							
151	483	Office of the Deputy Commissioner for Special Programs	\$ 596,387.96	\$ 2,253,221.83	\$	\$	\$
152	487	Office of Blind Services	240,722.105	2,828,957.95	3,174,466.21
520-525 COMMUNITY AFFAIRS, DEPARTMENT OF							
153	524	Division of Veteran's Affairs	650,933.82	708,674.49	768,107.76	808,671.31	857,637.97
540-544 LABOR AND EMPLOYMENT SECURITY, DEPARTMENT OF							
154	541	Division of Labor	638,634.48	666,140.48	786,609.09	848,137.35	832,343.52
155	542	Division of Employment Security	187,641.36	206,992.68	260,980.92	271,294.97	136,484.98
590-604 HEALTH AND REHABILITATIVE SERVICES, DEPARTMENT OF							
156	593	Division of Aging and Adult Services	1,893,612.49	3,440,994.92	3,750,651.24	7,122,550.21
157	595	Division of Mental Health Services	1,120,301.57
158	597	Division of Vocational Rehabilitative Services	924,108.08
159	600	Division of Aging	1,110,059.58
720-729 GENERAL SERVICES, DEPARTMENT OF							
725 Division of Building Construction and Property							
160		Management—Fixed Capital Outlay	5,922.19	402,965.10	278,263.01
161		TOTAL PUBLIC WELFARE	\$ 187,331,731.04	\$ 198,378,714.46	\$ 215,948,244.83	\$ 241,408,062.52	\$ 267,587,931.83
162		PERCENTAGE INCREASE OR DECREASE OVER PREVIOUS YEAR	18.09%	5.90%	8.86%	11.79%	10.84%
163		PERCENTAGE OF TOTAL DISBURSEMENT FROM GENERAL REVENUE FUND	8.05%	8.22%	8.20%	7.87%	7.17%
EDUCATION							
450-456 STATE, DEPARTMENT OF AND SECRETARY OF STATE							
164	454	Division of Library Services	\$ 1,951,175.03	\$ 2,155,198.88	\$ 3,279,486.78	\$ 4,958,559.97	\$ 4,304,728.42
165	455	Division of Cultural Affairs	497,186.00	455,398.00	678,887.30	1,275,217.56	1,618,057.69

*Loans to Department of Transportation for Advanced Interstate Construction.

**DISBURSEMENTS FROM THE GENERAL REVENUE FUND BY DEPARTMENT/DIVISION
AND FUNCTION FOR THE FIVE-YEAR PERIOD JULY 1, 1975 THROUGH JUNE 30, 1980**

Line No.	Dept. and Div. No.	DEPARTMENT/DIVISION AND FUNCTION	1975-76	1976-77	1977-78	1978-79	1978-80
EDUCATION (Continued)							
481-499	EDUCATION, DEPARTMENT OF AND COMMISSIONER OF EDUCATION						
166	481	Office of the Deputy Commissioner for Educational Management	\$ 1,239,503.87	\$ 3,799,439.94	\$ 5,008,129.00	\$ 7,148,414.63	\$ 32,502,461.71
167	482	Office of the Deputy Commissioner for Administration	1,740,459.52	1,862,529.68	2,506,742.41	2,708,120.81	3,321,229.86
168	483	Office of the Deputy Commissioner for Special Programs	9,028,663.58	10,788,915.41	12,252,179.27	13,006,357.67	17,580,376.08
169	484	Division of Public Schools	958,882,326.40	998,499,945.61	1,090,149,147.59	1,214,448,358.84	1,508,746,451.81
170	485	Division of Vocational Education	294,273.30	300,180.37	748,519.84	1,523,054.51	2,662,948.43
171	486	Division of Community Colleges	150,579,116.43	162,502,713.62	180,279,325.07	194,586,323.40	221,430,711.80
172	489	Florida School for the Deaf and Blind	4,774,367.68	5,357,405.14	5,840,594.14	6,540,763.70	7,269,206.24
173	490	Division of Universities, General Office	11,494,765.95	12,572,866.48	13,665,295.14	17,196,588.72	25,869,551.22
174	491	University of Florida	29,861,628.52	48,133,443.21	58,340,238.86	69,594,734.75	91,650,222.49
175	492	Florida State University	51,863,105.26	54,375,176.43	58,201,718.58	61,084,934.47	68,839,881.09
176	493	Florida Agricultural and Mechanical University	13,510,079.54	14,824,529.33	16,070,295.59	17,322,024.74	17,934,458.74
177	494	University of Central Florida	16,605,402.22	20,036,531.27	21,782,719.23	24,231,830.52	28,353,075.68
178	495	University of South Florida	45,196,333.06	31,615,449.42	34,559,501.82	40,794,027.37	47,875,029.82
179	496	Florida Atlantic University	15,204,875.71	17,184,772.82	17,813,864.79	18,478,613.68	20,423,810.01
180	497	University of West Florida	11,256,864.88	12,574,212.38	13,153,448.40	14,674,973.72	16,019,778.68
181	498	Florida International University	18,267,690.09	21,095,445.58	26,297,450.55	27,585,071.00	29,567,878.14
182	499	University of North Florida	8,554,713.13	9,355,885.73	10,109,160.53	10,933,759.12	12,006,067.37
580-583	PROFESSIONAL AND OCCUPATIONAL REGULATION, DEPARTMENT OF						
183	582	Division of Professions	14,000.00	9,000.00	4,000.00		
590-604	HEALTH AND REHABILITATIVE SERVICES, DEPARTMENT OF						
184	597	Division of Vocational Rehabilitative Services	5,389,106.78	5,221,136.98	4,725,945.72	4,935,244.33	6,448,360.28
720-729	GENERAL SERVICES, DEPARTMENT OF						
185	725	Division of Building Construction and Property Management—Fixed Capital Outlay	\$ 11,622,587.79	\$ 7,079,465.53	\$ 491,317.97	\$ 135,333.22	\$ 8,066,695.17
186		TOTAL EDUCATION	\$1,367,828,224.74	\$1,439,799,641.81	\$1,575,957,968.58	\$1,753,160,306.73	\$2,172,490,980.73
187		PERCENTAGE INCREASE OR DECREASE OVER PREVIOUS YEAR	(3.84%)	5.26%	9.46%	11.24%	23.92%
188		PERCENTAGE OF TOTAL DISBURSEMENT FROM GENERAL REVENUE FUND	58.79%	59.66%	59.87%	57.15%	58.18%
450-456	PARKS, MONUMENTS AND MEMORIALS, STATE, DEPARTMENT OF AND SECRETARY OF STATE						
189	455	Division of Cultural Affairs	\$ 233,194.00	\$ 86,074.55	\$ 139,815.00	\$ 306,776.89	\$ 5,172.18
720-729	GENERAL SERVICES, DEPARTMENT OF						
190	725	Division of Building Construction and Property Management—Fixed Capital Outlay	311,081.47	72,093.52	50,079.13	215,569.66	5,506.92
740-747	NATURAL RESOURCES, DEPARTMENT OF						
191	745	Division of Recreation and Parks			9,690,183.06	17,217,621.26	15,324,385.58
192		TOTAL PARKS, MONUMENTS AND MEMORIALS	\$ 544,275.47	\$ 158,168.07	\$ 9,880,077.19	\$ 17,739,967.81	\$ 15,335,064.68
193		PERCENTAGE INCREASE OR DECREASE OVER PREVIOUS YEAR	(94.56%)	(70.94%)	6146.57%	79.55%	(13.56%)
194		PERCENTAGE OF TOTAL DISBURSEMENT FROM GENERAL REVENUE FUND02%	.01%	.38%	.58%	.41%
590-604	CORRECTIONAL INSTITUTIONS, HEALTH AND REHABILITATIVE SERVICES, DEPARTMENT OF						
195	593	Division of Corrections	\$ (328.58)	\$	\$	\$	\$
196	594	Division of Youth Services	35,553,643.27	31,593,992.99	24,584,706.66	33,125,126.61	33,616,193.15

DISBURSEMENTS FROM THE GENERAL REVENUE FUND BY DEPARTMENT/DIVISION AND FUNCTION FOR THE FIVE-YEAR PERIOD JULY 1, 1975 THROUGH JUNE 30, 1980

Line No.	Dept. and Div. No.	DEPARTMENT/DIVISION AND FUNCTION	1975-76	1976-77	1977-78	1978-79	1979-80
700-706 CORRECTIONS, DEPARTMENT OF							
197	700	Office of the Secretary and Office of Management and Budget	\$ 68,704,683.65	\$ 15,286,637.93	\$ 14,662,773.19	\$ 14,429,451.39	\$ 12,550,897.72
198	701	Office of the Assistant Secretary for Programs		1,509,082.08	1,675,689.23	1,776,046.49	1,693,904.63
199	702	Office of the Assistant Secretary for Operations and Regional Administration		10,793,499.65	2,176,997.65	2,110,730.48	2,541,902.15
200	703	Major Institutions		56,889,213.53	64,952,427.90	98,202,428.20	109,111,977.59
201	704	Community Facilities and Road Prisons		6,980,741.16	8,703,348.90	9,958,823.46	10,760,542.58
202	705	Probation and Parole Services			13,784,873.37	15,156,134.32	16,865,002.52
203	706	Community Facilities and Road Prisons (Road Prisons)			350,545.27	11,961.33	
720-729 GENERAL SERVICES, DEPARTMENT OF							
204	725	Division of Building Construction and Property Management—Fixed Capital Outlay	11,563,446.68	11,770,064.34	10,662,106.55	2,862,909.54	5,904,533.93
205	780	PAROLE AND PROBATION COMMISSION	15,745,370.88	2,729,813.47	2,496,737.53	2,470,626.29	2,747,338.72
206		TOTAL CORRECTIONAL INSTITUTIONS	\$ 131,566,815.90	\$ 137,553,045.15	\$ 144,050,206.25	\$ 180,104,238.11	\$ 195,792,292.99
207		PERCENTAGE INCREASE OR DECREASE OVER PREVIOUS YEAR	6.14%	4.55%	4.72%	25.03%	8.71%
208		PERCENTAGE OF TOTAL DISBURSEMENT FROM GENERAL REVENUE FUND	5.66%	5.70%	5.47%	5.87%	5.24%
RETIREMENTS, PENSIONS AND RELIEF ACTS							
510-519 ADMINISTRATION, DEPARTMENT OF							
209	516	Division of Retirement	\$ 1,775,913.37	\$ 2,465,658.61	\$ 3,135,695.04	\$ 3,248,530.77	\$ 4,093,846.38
210	517	Division of Administered Funds				233,098.80	
211	850	RELIEF ACTS	65,626.83	100,623.65	58,441.00	93,750.00	268,802.75
212		TOTAL RETIREMENTS, PENSIONS AND RELIEF ACTS	\$ 1,841,540.20	\$ 2,566,282.26	\$ 3,194,136.04	\$ 3,575,379.57	\$ 4,362,649.13
213		PERCENTAGE INCREASE OR DECREASE OVER PREVIOUS YEAR	(41.02%)	39.36%	24.47%	11.94%	22.02%
214		PERCENTAGE OF TOTAL DISBURSEMENT FROM GENERAL REVENUE FUND	.08%	.11%	.12%	.12%	.12%
OTHER							
215	000	TRANSFER OF FUNDS UNDER SECTION 215.18	\$ 12,550,967.00*	\$ 6,532,240.72*	\$	\$ 127,526,599.00	\$ 182,573,872.52
440-444 BANKING AND FINANCE, DEPARTMENT OF AND COMPTROLLER							
216	441	Division of Accounting and Auditing: Refund of Overpayment of Taxes	26,937,110.94	25,191,386.74	22,171,677.87	20,104,425.02	24,854,767.94
217		Tax Certificate Fund	1,066.59				
218		Refunds Under Section 57.091	22,916.72	31,916.97	118,212.44	81,991.59	77,030.57
219		Payments for Revolving Funds	77,675.00	6,845.00	421,915.00	671,195.00	532,600.00
220		Cancellations and Restorations	25,073.00	15,848.01	37,695.39	41,557.62	73,642.51
221		TOTAL OTHER	\$ 39,614,809.25	\$ 31,778,237.44	\$ 22,749,500.70	\$ 148,425,768.23	\$ 208,111,913.54
222		PERCENTAGE INCREASE OR DECREASE OVER PREVIOUS YEAR	16.19%	(19.78%)	(28.41%)	552.44%	40.21%
223		PERCENTAGE OF TOTAL DISBURSEMENT FROM GENERAL REVENUE FUND	1.70%	1.31%	.86%	4.84%	5.57%
224		TOTAL DISBURSEMENTS FROM THE GENERAL REVENUE FUND	\$2,326,676,369.92	\$2,413,217,534.20	\$2,632,341,485.81	\$3,067,688,505.84	\$3,733,834,456.79
225		PERCENTAGE INCREASE OR DECREASE OVER PREVIOUS YEAR	(4.30%)	3.72%	9.08%	16.54%	21.71%

*This figure represents the total for the Department of Offender Rehabilitation, since it was not divided into divisions prior to 1976-77.

*Transferred to Working Capital Fund.

*Transferred to Working Capital Fund.



STATEMENT OF FUNCTIONAL DISBURSEMENTS BY DEPARTMENTS, APPROPRIATIONS, AND ACCOUNTS

Line No.	Fund No.	Dept. and Div. No.	Acct. No.	NAME OF APPROPRIATION OR ACCOUNT	Total Expenditures	OPERATING					
						General Government	Protection to Persons and Property	Hospitals, Health and Sanitation	Development & Conservation of Natural Resources	Highways	
TRANSFER OF FUNDS UNDER SECTION 215.18											
1	1	000	0312	Transfer	\$ 182,573,872.52						
2	2	000	0212	Transfer	76,697,435.00						
3				TOTAL TRANSFER OF FUNDS UNDER SECTION 215.18	\$ 259,271,307.52						
110-114 LEGISLATIVE BRANCH											
110 Legislature:											
Senate—											
4	1	110	0101	Salaries	\$ 4,573,263.73	\$ 4,573,263.73					
5	1	110	0102	Contingent	1,326.36	1,326.36					
6	1	110	0103	Other Personal Services	537,496.86	537,496.86					
7	1	110	0104	Expenses	1,639,646.47	1,639,646.47					
8	1	110	0106	Operating Capital Outlay	9,137.78	9,137.78					
9	1	110	0119	Lump Sum—Furnishing and Equipping New Capitol	33,128.33	33,128.33					
10	1	110	0199	Certifications Forward	71,687.74	71,687.74					
House of Representatives—											
11	1	110	0201	Salaries	8,109,828.72	8,109,828.72					
12	1	110	0202	Contingent	4,810.42	4,810.42					
13	1	110	0203	Other Personal Services	501,247.76	501,247.76					
14	1	110	0204	Expenses	3,370,203.99	3,370,203.99					
15	1	110	0206	Operating Capital Outlay	9,506.58	9,506.58					
16	1	110	0219	Lump Sum—Furnishing and Equipping New Capitol	222,335.72	222,335.72					
17	1	110	0299	Certifications Forward	148,019.84	148,019.84					
Joint Management Committee—											
18	1	110	0301	Salaries	1,923,894.73	1,923,894.73					
19	1	110	0303	Other Personal Services	122,677.78	122,677.78					
20	1	110	0304	Expenses	1,122,750.72	1,122,750.72					
21	1	110	0306	Operating Capital Outlay	14,145.15	14,145.15					
22	1	110	0399	Certifications Forward	305,547.16	305,547.16					
Joint Legislative Management Committee—											
23	1	110	0409	Education Fixed Capital Outlay Study	198,417.00	198,417.00					
Advisory Council on Intergovernmental Relations—											
24	1	110	0801	Salaries	131,145.72	131,145.72					
25	1	110	0803	Other Personal Services	16,695.50	16,695.50					
26	1	110	0804	Expenses	25,919.52	25,919.52					
27	1	110	0806	Operating Capital Outlay	2,216.54	2,216.54					
Office of Public Counsel—											
28	1	110	0901	Salaries	278,435.35	278,435.35					
29	1	110	0903	Other Personal Services	116,040.42	116,040.42					
30	1	110	0904	Expenses	66,462.58	66,462.58					
31	1	110	0906	Operating Capital Outlay	2,399.40	2,399.40					
32	1	110	0999	Certification Forward	5,247.73	5,247.73					
Legislative Statutory Committees—											
33	1	110	1101	Salaries	298,245.04	298,245.04					
34	1	110	1103	Other Personal Services	5,523.72	5,523.72					
35	1	110	1104	Expenses	13,192.08	13,192.08					
36	1	110	1108	Operating Capital Outlay	2,100.82	2,100.82					
37	1	110	1199	Certifications Forward	13,423.55	13,423.55					
Intergovernmental Personnel Administration Trust Fund—											
38	2	110	0203	Other Personal Services	4,287.70	4,287.70					
39	2	110	0204	Expenses	4,255.35	4,255.35					
40	2	110	0211	Refunds	2,070.87	2,070.87					
41	2	110	0299	Certifications Forward	4.71	4.71					
Advisory Council on Intergovernmental Relations Trust Fund—											
42	2	110	0803	Other Personal Services	33,907.34	33,907.34					
43	2	110	0812	Transfers	10,398.96	10,398.96					
44	2	110	0899	Certification Forward	29,294.09	29,294.09					
45				Total Legislature	\$ 23,982,339.83	\$ 23,969,870.00					
114 Auditor General:											
46	1	114	0101	Salaries	\$ 9,051,490.24	\$ 9,051,490.24					
47	1	114	0103	Other Personal Services	35,110.60	35,110.60					
48	1	114	0104	Expenses	733,554.79	733,554.79					
49	1	114	0106	Operating Capital Outlay	61,971.23	61,971.23					
50	1	114	0191	Data Processing Services	205,139.08	205,139.08					
51	1	114	0199	Certifications Forward	94,151.51	94,151.51					
Auditing Committee—											
52	1	114	0204	Expenses	2,656.68	2,656.68					
Federal Reimbursement Trust Fund—											
53	2	114	0201	Salaries	719,939.00	719,939.00					
54	2	114	0204	Expenses	141,779.00	141,779.00					
55	2	114	0212	Transfers	220,576.11	220,576.11					
56	2	114	0291	Data Processing Services	43,200.00	43,200.00					
57				Total Auditor General	\$ 11,309,568.24	\$ 11,088,992.13					
58				TOTAL LEGISLATIVE BRANCH	\$ 35,291,908.07	\$ 35,058,862.13					

STATEMENT OF FUNCTIONAL DISBURSEMENTS BY DEPARTMENTS, APPROPRIATIONS, AND ACCOUNTS

EXPENDITURES						NON-OPERATING EXPENDITURES					Line No.
Public Welfare	Education	Parks, Monuments & Memorials	Correctional Institutions	Retirements, Pensions and Relief Acts	Total Operating Expenditures	Aid to Cities, Counties and Others	Investments	County and Other Debt Service	Transfers, Refunds and Other Non-Operating	Total Non-Operating Expenditures	
\$	\$	\$	\$	\$	\$	\$	\$	\$	\$ 182,573,872.52	\$ 182,573,872.52	1
									76,697,435.00	76,697,435.00	2
\$	\$	\$	\$	\$	\$	\$	\$	\$	\$ 259,271,307.52	\$ 259,271,307.52	3
\$	\$	\$	\$	\$	\$ 4,573,263.73	\$	\$	\$	\$	\$	4
					1,326.36						5
					537,496.86						6
					1,639,646.47						7
					9,137.78						8
					33,128.33						9
					71,687.74						10
					8,109,828.72						11
					4,810.42						12
					501,247.76						13
					3,370,203.99						14
					9,506.58						15
					222,335.72						16
					148,019.84						17
					1,923,894.73						18
					122,677.78						19
					1,122,750.72						20
					14,145.15						21
					305,547.16						22
					198,417.00						23
					131,145.72						24
					16,695.50						25
					25,919.52						26
					2,216.54						27
					278,435.35						28
					116,040.42						29
					68,462.58						30
					2,399.40						31
					5,247.73						32
					298,245.04						33
					5,523.72						34
					13,192.08						35
					2,100.82						36
					13,423.55						37
					4,287.70						38
					4,255.35						39
					4.71				2,070.67	2,070.67	40
					33,907.34						42
					29,294.09				10,398.96	10,398.96	43
\$	\$	\$	\$	\$	\$ 23,969,870.00	\$	\$	\$	\$ 12,469.83	\$ 12,469.83	45
\$	\$	\$	\$	\$	\$ 9,051,490.24	\$	\$	\$	\$	\$	46
					35,110.60						47
					733,554.79						48
					61,971.23						49
					205,139.08						50
					94,151.51						51
					2,656.68						52
					719,939.00						53
					141,779.00						54
					43,200.00				220,576.11	220,576.11	55
\$	\$	\$	\$	\$	\$ 11,088,992.13	\$	\$	\$	\$ 220,576.11	\$ 220,576.11	57
\$	\$	\$	\$	\$	\$ 35,058,862.13	\$	\$	\$	\$ 233,045.94	\$ 233,045.94	58

STATEMENT OF FUNCTIONAL DISBURSEMENTS BY DEPARTMENTS, APPROPRIATIONS, AND ACCOUNTS

Line No.	Fund No.	Dept. and Div. No.	Acct. No.	NAME OF APPROPRIATION OR ACCOUNT	Total Expenditures	OPERATING				
						General Government	Protection to Persons and Property	Hospitals, Health and Sanitation	Development & Conservation of Natural Resources	Highways
		210-265		JUDICIAL BRANCH						
		210		Supreme Court:						
				Administrative—						
59	1	210	0101	Salaries	\$ 1,786,121.35	\$ 1,786,121.35	\$	\$	\$	\$
60	1	210	0103	Other Personal Services	68,269.78	68,269.78
61	1	210	0104	Expenses	426,348.89	426,348.89
62	1	210	0106	Operating Capital Outlay	204,587.51	204,587.51
63	1	210	0109	Special Projects From General Revenue	23,257.00	23,257.00
64	1	210	0118	Fixed Capital Outlay	3,005.56	3,005.56
65	1	210	0191	Data Processing Services	351,372.90	351,372.90
66	1	210	0199	Certifications Forward	53,320.28	53,320.28
				Grants and Donations Trust Fund—						
67	1	210	0201	Salaries	28,649.75	28,649.75
68	1	210	0203	Other Personal Services	284,596.04	284,596.04
69	1	210	0204	Expenses	225,389.78	225,389.78
70	1	210	0206	Operating Capital Outlay	3,263.18	3,263.18
71	1	210	0211	Refunds	12,886.23	12,886.23
72	1	210	0299	Certifications Forward	17,048.36	17,048.36
				Working Capital Trust Fund—						
73	1	210	0301	Salaries	164,207.73	164,207.73
74	1	210	0304	Expenses	443,158.58	443,158.58
75	1	210	0306	Operating Capital Outlay	15,954.33	15,954.33
76				Total Supreme Court	\$ 4,111,437.25	\$ 4,098,551.02	\$	\$	\$	\$
		211		First District Court of Appeal:						
				Administrative—						
77	1	211	0101	Salaries	\$ 1,210,062.97	\$ 1,210,062.97	\$	\$	\$	\$
78	1	211	0103	Other Personal Services	42,644.74	42,644.74
79	1	211	0104	Expenses	126,103.89	126,103.89
80	1	211	0106	Operating Capital Outlay	46,869.58	46,869.58
81	1	211	0199	Certifications Forward	6,868.22	6,868.22
82				Total First District Court of Appeal	\$ 1,432,549.40	\$ 1,432,549.40	\$	\$	\$	\$
		212		Second District Court of Appeal:						
				Administrative—						
83	1	212	0101	Salaries	\$ 1,042,114.00	\$ 1,042,114.00	\$	\$	\$	\$
84	1	212	0103	Other Personal Services	6,296.55	6,296.55
85	1	212	0104	Expenses	73,353.70	73,353.70
86	1	212	0106	Operating Capital Outlay	29,299.20	29,299.20
87	1	212	0199	Certifications Forward	13,222.26	13,222.26
88				Total Second District Court of Appeal	\$ 1,164,285.71	\$ 1,164,285.71	\$	\$	\$	\$
		213		Third District Court of Appeal:						
				Administrative—						
89	1	213	0101	Salaries	\$ 1,147,974.81	\$ 1,147,974.81	\$	\$	\$	\$
90	1	213	0103	Other Personal Services	10,042.07	10,042.07
91	1	213	0104	Expenses	114,806.49	114,806.49
92	1	213	0106	Operating Capital Outlay	41,990.60	41,990.60
93	1	213	0199	Certifications Forward	31,493.09	31,493.09
94				Total Third District Court of Appeal	\$ 1,346,307.06	\$ 1,346,307.06	\$	\$	\$	\$
		214		Fourth and Fifth District Courts of Appeal:						
				Fourth District, Administrative—						
95	1	214	0101	Salaries	\$ 1,065,323.76	\$ 1,065,323.76	\$	\$	\$	\$
96	1	214	0103	Other Personal Services	21,731.38	21,731.38
97	1	214	0104	Expenses	102,793.67	102,793.67
98	1	214	0106	Operating Capital Outlay	67,696.08	67,696.08
99	1	214	0199	Certifications Forward	26,886.26	26,886.26
				Fifth District, Administrative—						
100	1	214	0201	Salaries and Benefits	629,279.36	629,279.36
101	1	214	0203	Other Personal Services	425.07	425.07
102	1	214	0204	Expenses	98,041.89	98,041.89
103	1	214	0206	Operating Capital Outlay	195,221.63	195,221.63
104				Total Fourth and Fifth District Courts of Appeal	\$ 2,207,399.10	\$ 2,207,399.10	\$	\$	\$	\$
		215		State Attorney Division:						
				First Judicial Circuit—						
105	1	215	0101	Salaries	\$ 1,409,546.62	\$ 1,409,546.62	\$	\$	\$	\$
106	1	215	0103	Other Personal Services	27,511.51	27,511.51
107	1	215	0104	Expenses	146,298.33	146,298.33
108	1	215	0106	Operating Capital Outlay	38,097.43	38,097.43
109	1	215	0193	Salary Incentive Payment	3,040.48	3,040.48
110	1	215	0199	Certifications Forward	36,016.28	36,016.28
				Second Judicial Circuit—						
111	1	215	0201	Salaries	908,208.33	908,208.33
112	1	215	0203	Other Personal Services	12,055.48	12,055.48
113	1	215	0204	Expenses	102,487.03	102,487.03
114	1	215	0206	Operating Capital Outlay	22,287.39	22,287.39

**STATEMENT OF FUNCTIONAL DISBURSEMENTS
BY DEPARTMENTS, APPROPRIATIONS, AND ACCOUNTS**

EXPENDITURES					NON-OPERATING EXPENDITURES					Line No.	
Public Welfare	Education	Parks, Monuments & Memorials	Correctional Institutions	Retirements, Pensions and Relief Acts	Total Operating Expenditures	Aid to Cities, Counties and Others	Investments	County and Other Debt Service	Transfers, Refunds and Other Non-Operating		Total Non-Operating Expenditures
\$	\$	\$	\$	\$	\$ 1,786,121.35	\$	\$	\$	\$	\$	59
					68,269.78						60
					426,348.89						61
					204,587.51						62
					23,257.00						63
					3,005.56						64
					351,372.90						65
					53,320.28						66
					28,649.75						67
					284,596.04						68
					225,389.78						69
					3,263.18						70
									12,886.23	12,886.23	71
					17,048.36						72
					164,207.73						73
					443,158.58						74
					15,954.33						75
\$	\$	\$	\$	\$	\$ 4,096,551.02	\$	\$	\$	\$ 12,886.23	\$ 12,886.23	76
\$	\$	\$	\$	\$	\$ 1,210,062.97	\$	\$	\$	\$	\$	77
					42,644.74						78
					126,103.89						79
					46,869.58						80
					6,868.22						81
\$	\$	\$	\$	\$	\$ 1,432,549.40	\$	\$	\$	\$	\$	82
\$	\$	\$	\$	\$	\$ 1,042,114.00	\$	\$	\$	\$	\$	83
					6,296.55						84
					73,353.70						85
					29,299.20						86
					13,222.26						87
\$	\$	\$	\$	\$	\$ 1,164,285.71	\$	\$	\$	\$	\$	88
\$	\$	\$	\$	\$	\$ 1,147,974.81	\$	\$	\$	\$	\$	89
					10,042.07						90
					114,806.49						91
					41,990.60						92
					31,493.09						93
\$	\$	\$	\$	\$	\$ 1,346,307.06	\$	\$	\$	\$	\$	94
\$	\$	\$	\$	\$	\$ 1,065,323.76	\$	\$	\$	\$	\$	95
					21,731.38						96
					102,793.67						97
					67,696.08						98
					26,886.26						99
					629,279.36						100
					425.07						101
					98,041.89						102
					195,221.63						103
\$	\$	\$	\$	\$	\$ 2,207,399.10	\$	\$	\$	\$	\$	104
\$	\$	\$	\$	\$	\$ 1,409,546.62	\$	\$	\$	\$	\$	105
					27,511.51						106
					146,298.33						107
					38,097.43						108
					3,040.48						109
					36,016.28						110
					908,206.33						111
					12,055.48						112
					102,487.03						113
					22,287.39						114

**STATEMENT OF FUNCTIONAL DISBURSEMENTS
BY DEPARTMENTS, APPROPRIATIONS, AND ACCOUNTS**

Line No.	Fund No.	Dept. and Div. No.	Acct. No.	NAME OF APPROPRIATION OR ACCOUNT	Total Expenditures	OPERATING				
						General Government	Protection to Persons and Property	Hospitals, Health and Sanitation	Development & Conservation of Natural Resources	Highways
210-265 JUDICIAL BRANCH (Continued)										
215 State Attorney Division: (Continued)										
Second Judicial Circuit— (Continued)										
115	1	215	0293	Salary Incentive Payment	\$ 1,963.23	\$ 1,963.23	\$	\$	\$	\$
116	1	215	0299	Certifications Forward	12,785.91	12,785.91				
Third Judicial Circuit—										
117	1	215	0301	Salaries	614,291.15	614,291.15				
118	1	215	0303	Other Personal Services	4,553.97	4,553.97				
119	1	215	0304	Expenses	102,947.95	102,947.95				
120	1	215	0306	Operating Capital Outlay	80,727.68	80,727.68				
121	1	215	0393	Salary Incentive Payment	1,554.80	1,554.80				
122	1	215	0399	Certifications Forward	46,560.37	46,560.37				
Fourth Judicial Circuit—										
123	1	215	0401	Salaries	2,361,964.39	2,361,964.39				
124	1	215	0403	Other Personal Services	71,948.11	71,948.11				
125	1	215	0404	Expenses	285,320.17	285,320.17				
126	1	215	0406	Operating Capital Outlay	85,432.71	85,432.71				
127	1	215	0493	Salary Incentive Payment	4,748.99	4,748.99				
128	1	215	0499	Certifications Forward	10,115.96	10,115.96				
Fifth Judicial Circuit—										
129	1	215	0501	Salaries	1,043,209.51	1,043,209.51				
130	1	215	0503	Other Personal Services	1,584.56	1,584.56				
131	1	215	0504	Expenses	110,756.64	110,756.64				
132	1	215	0506	Operating Capital Outlay	108,434.67	108,434.67				
133	1	215	0593	Salary Incentive Payment	5,826.22	5,826.22				
134	1	215	0599	Certifications Forward	12,070.08	12,070.08				
Sixth Judicial Circuit—										
135	1	215	0601	Salaries	2,959,505.26	2,959,505.26				
136	1	215	0603	Other Personal Services	17,791.27	17,791.27				
137	1	215	0604	Expenses	192,587.54	192,587.54				
138	1	215	0606	Operating Capital Outlay	42,112.62	42,112.62				
139	1	215	0693	Salary Incentive Payment	5,348.59	5,348.59				
140	1	215	0699	Certifications Forward	74,878.54	74,878.54				
Seventh Judicial Circuit—										
141	1	215	0701	Salaries	1,296,531.50	1,296,531.50				
142	1	215	0703	Other Personal Services	54,199.59	54,199.59				
143	1	215	0704	Expenses	128,874.23	128,874.23				
144	1	215	0706	Operating Capital Outlay	20,205.46	20,205.46				
145	1	215	0793	Salary Incentive Payment	2,637.13	2,637.13				
146	1	215	0799	Certifications Forward	24,971.78	24,971.78				
Eighth Judicial Circuit—										
147	1	215	0801	Salaries	1,089,271.58	1,089,271.58				
148	1	215	0803	Other Personal Services	2,003.30	2,003.30				
149	1	215	0804	Expenses	116,676.67	116,676.67				
150	1	215	0806	Operating Capital Outlay	46,462.84	46,462.84				
151	1	215	0893	Salary Incentive Payment	3,656.12	3,656.12				
152	1	215	0899	Certifications Forward	2,420.76	2,420.76				
Ninth Judicial Circuit—										
153	1	215	0901	Salaries	1,840,784.53	1,840,784.53				
154	1	215	0903	Other Personal Services	21,279.96	21,279.96				
155	1	215	0904	Expenses	132,457.75	132,457.75				
156	1	215	0906	Operating Capital Outlay	21,070.02	21,070.02				
157	1	215	0993	Salary Incentive Payment	4,377.49	4,377.49				
158	1	215	0999	Certifications Forward	29,255.17	29,255.17				
Tenth Judicial Circuit—										
159	1	215	1001	Salaries	1,329,537.31	1,329,537.31				
160	1	215	1003	Other Personal Services	24,600.60	24,600.60				
161	1	215	1004	Expenses	70,852.93	70,852.93				
162	1	215	1006	Operating Capital Outlay	26,885.04	26,885.04				
163	1	215	1093	Salary Incentive Payment	3,096.10	3,096.10				
164	1	215	1099	Certifications Forward	9,461.78	9,461.78				
Eleventh Judicial Circuit—										
165	1	215	1101	Salaries	5,397,715.73	5,397,715.73				
166	1	215	1103	Other Personal Services	291,764.12	291,764.12				
167	1	215	1104	Expenses	673,849.15	673,849.15				
168	1	215	1106	Operating Capital Outlay	93,072.11	93,072.11				
169	1	215	1193	Salary Incentive Payment	4,052.99	4,052.99				
170	1	215	1199	Certifications Forward	9,130.30	9,130.30				
Twelfth Judicial Circuit—										
171	1	215	1201	Salaries	946,214.76	946,214.76				
172	1	215	1203	Other Personal Services	8,482.76	8,482.76				
173	1	215	1204	Expenses	109,478.40	109,478.40				
174	1	215	1206	Operating Capital Outlay	46,653.37	46,653.37				
175	1	215	1293	Salary Incentive Payment	2,997.29	2,997.29				
176	1	215	1299	Certifications Forward	4,441.45	4,441.45				
Thirteenth Judicial Circuit—										
177	1	215	1301	Salaries	2,015,517.26	2,015,517.26				
178	1	215	1303	Other Personal Services	68,047.21	68,047.21				
179	1	215	1304	Expenses	157,188.01	157,188.01				
180	1	215	1306	Operating Capital Outlay	25,565.08	25,565.08				
181	1	215	1393	Salary Incentive Payment	2,276.34	2,276.34				
182	1	215	1399	Certifications Forward	9,228.33	9,228.33				

**STATEMENT OF FUNCTIONAL DISBURSEMENTS
BY DEPARTMENTS, APPROPRIATIONS, AND ACCOUNTS**

EXPENDITURES						NON-OPERATING EXPENDITURES					Line No.
Public Welfare	Education	Parks, Monuments & Memorials	Correctional Institutions	Retirements, Pensions and Relief Acts	Total Operating Expenditures	Aid to Cities, Counties and Others	Investments	County and Other Debt Service	Transfers, Refunds and Other Non-Operating	Total Non-Operating Expenditures	
\$	\$	\$	\$	\$	\$ 1,963.23	\$	\$	\$	\$	\$	115
					12,785.91						116
					614,291.15						117
					4,553.97						118
					102,947.95						119
					80,727.68						120
					1,554.80						121
					46,560.37						122
					2,361,964.39						123
					71,948.11						124
					285,320.17						125
					85,432.71						126
					4,748.99						127
					10,115.96						128
					1,043,209.51						129
					1,584.56						130
					110,756.64						131
					108,434.67						132
					5,826.22						133
					12,070.08						134
					2,959,505.26						135
					17,791.27						136
					192,567.54						137
					42,112.62						138
					5,348.59						139
					74,878.54						140
					1,296,531.50						141
					54,199.59						142
					128,874.23						143
					20,205.46						144
					2,637.13						145
					24,971.78						146
					1,089,271.58						147
					2,003.30						148
					116,676.67						149
					46,462.84						150
					3,656.12						151
					2,420.76						152
					1,840,784.53						153
					21,279.96						154
					132,457.75						155
					21,070.02						156
					4,377.49						157
					29,255.17						158
					1,329,537.31						159
					24,600.60						160
					70,852.93						161
					26,885.04						162
					3,096.10						163
					9,461.78						164
					5,397,715.73						165
					291,764.12						166
					673,849.15						167
					93,072.11						168
					4,052.99						169
					9,130.30						170
					946,214.76						171
					8,482.76						172
					109,478.40						173
					46,653.37						174
					2,997.29						175
					4,441.45						176
					2,015,517.26						177
					68,047.21						178
					157,188.01						179
					25,565.08						180
					2,276.34						181
					9,228.33						182

**STATEMENT OF FUNCTIONAL DISBURSEMENTS
BY DEPARTMENTS, APPROPRIATIONS, AND ACCOUNTS**

Line No.	Fund No.	Dept. and Div. No.	Acct. No.	NAME OF APPROPRIATION OR ACCOUNT	Total Expenditures	OPERATING					
						General Government	Protection to Persons and Property	Hospitals, Health and Sanitation	Development & Conservation of Natural Resources	Highways	
210-265 JUDICIAL BRANCH (Continued)											
215 State Attorney Division: (Continued)											
Fourteenth Judicial Circuit—											
183	1	215	1401	Salaries	\$ 882,096.36	\$ 882,096.36	\$	\$	\$	\$	
184	1	215	1403	Other Personal Services	3,571.73	3,571.73					
185	1	215	1404	Expenses	178,441.79	178,441.79					
186	1	215	1406	Operating Capital Outlay	25,839.40	25,839.40					
187	1	215	1493	Salary Incentive Payment	2,934.33	2,934.33					
188	1	215	1499	Certification Forward	72,915.12	72,915.12					
Fifteenth Judicial Circuit—											
189	1	215	1501	Salaries	1,735,945.13	1,735,945.13					
190	1	215	1503	Other Personal Services	45,205.00	45,205.00					
191	1	215	1504	Expenses	207,996.64	207,996.64					
192	1	215	1506	Operating Capital Outlay	76,903.12	76,903.12					
193	1	215	1593	Salary Incentive Payment	3,703.73	3,703.73					
194	1	215	1599	Certifications Forward	11,067.64	11,067.64					
Sixteenth Judicial Circuit—											
195	1	215	1601	Salaries	479,053.33	479,053.33					
196	1	215	1603	Other Personal Services	4,040.73	4,040.73					
197	1	215	1604	Expenses	43,336.80	43,336.80					
198	1	215	1606	Operating Capital Outlay	2,004.24	2,004.24					
199	1	215	1693	Salary Incentive Payment	397.96	397.96					
200	1	215	1699	Certifications Forward	666.70	666.70					
Seventeenth Judicial Circuit—											
201	1	215	1701	Salaries	3,228,302.52	3,228,302.52					
202	1	215	1703	Other Personal Services	46,035.48	46,035.48					
203	1	215	1704	Expenses	223,778.36	223,778.36					
204	1	215	1706	Operating Capital Outlay	32,991.57	32,991.57					
205	1	215	1793	Salary Incentive Payment	4,467.73	4,467.73					
206	1	215	1799	Certifications Forward	180,651.18	180,651.18					
Eighteenth Judicial Circuit—											
207	1	215	1801	Salaries	1,340,108.88	1,340,108.88					
208	1	215	1803	Other Personal Services	7,757.93	7,757.93					
209	1	215	1804	Expenses	137,403.63	137,403.63					
210	1	215	1806	Operating Capital Outlay	84,026.25	84,026.25					
211	1	215	1893	Salary Incentive Payment	3,820.41	3,820.41					
212	1	215	1899	Certifications Forward	37,558.47	37,558.47					
Nineteenth Judicial Circuit—											
213	1	215	1901	Salaries	845,881.75	845,881.75					
214	1	215	1903	Other Personal Services	17,895.66	17,895.66					
215	1	215	1904	Expenses	113,108.69	113,108.69					
216	1	215	1906	Operating Capital Outlay	23,761.41	23,761.41					
217	1	215	1993	Salary Incentive Payment	1,268.24	1,268.24					
218	1	215	1999	Certifications Forward	3,704.31	3,704.31					
Twentieth Judicial Circuit—											
219	1	215	2001	Salaries	1,087,863.59	1,087,863.59					
220	1	215	2003	Other Personal Services	23,523.29	23,523.29					
221	1	215	2004	Expenses	73,674.64	73,674.64					
222	1	215	2006	Operating Capital Outlay	31,822.80	31,822.80					
223	1	215	2093	Salary Incentive Payment	3,916.03	3,916.03					
224	1	215	2099	Certifications Forward	6,438.25	6,438.25					
Third Judicial Circuit—Child Support Trust Fund—											
225	2	215	0306	Operating Capital Outlay	292.65	292.65					
Fourth Judicial Circuit—Child Support Trust Fund—											
226	2	215	0401	Salaries	43,960.85	43,960.85					
227	2	215	0404	Expenses	2,903.72	2,903.72					
228	2	215	0499	Certifications Forward	10,582.99	10,582.99					
Fifth Judicial Circuit—Child Support Trust Fund—											
229	2	215	0501	Salaries	52,598.14	52,598.14					
230	2	215	0504	Expenses	5,595.48	5,595.48					
Sixth Judicial Circuit—Child Support Trust Fund—											
231	2	215	0601	Salaries	160,450.32	160,450.32					
232	2	215	0603	Other Personal Services	3,100.00	3,100.00					
233	2	215	0604	Expenses	7,856.52	7,856.52					
234	2	215	0612	Transfers	8,029.00						
235	2	215	0692	Salaries	2.40						
236	2	215	0699	Certifications Forward	226.36	226.36					
Eighth Judicial Circuit—Child Support Trust Fund—											
237	2	215	0801	Salaries	12,719.97	12,719.97					
238	2	215	0804	Expenses	2,155.14	2,155.14					
239	2	215	0899	Certifications Forward	1,733.41	1,733.41					
Ninth Judicial Circuit—Child Support Trust Fund—											
240	2	215	0901	Salaries	27,523.82	27,523.82					
241	2	215	0904	Expenses	2,281.76	2,281.76					
242	2	215	0999	Certifications Forward	2,776.23	2,776.23					
Eleventh Judicial Circuit—Child Support Trust Fund—											
243	2	215	1101	Salaries	105,803.48	105,803.48					
244	2	215	1104	Expenses	8,640.55	8,640.55					
Fifteenth Judicial Circuit—Child Support Trust Fund—											
245	2	215	1501	Salaries	9,050.24	9,050.24					
246	2	215	1504	Expenses	812.47	812.47					
247	2	215	1506	Operating Capital Outlay	6,430.45	6,430.45					
248	2	215	1599	Salaries	6,512.17	6,512.17					

**STATEMENT OF FUNCTIONAL DISBURSEMENTS
BY DEPARTMENTS, APPROPRIATIONS, AND ACCOUNTS**

EXPENDITURES						NON-OPERATING EXPENDITURES					Line No.
Public Welfare	Education	Parks, Monuments & Memorials	Correctional Institutions	Retirements, Pensions and Relief Acts	Total Operating Expenditures	Aid to Cities, Counties and Others	Investments	County and Other Debt Service	Transfers, Refunds and Other Non-Operating	Total Non-Operating Expenditures	
\$	\$	\$	\$	\$	\$	\$	\$	\$	\$	\$	183
					882,096.36						184
					3,571.73						185
					178,441.79						186
					25,839.40						187
					2,934.33						188
					72,915.12						189
					1,735,945.13						190
					45,205.00						191
					207,996.64						192
					76,903.12						193
					3,703.73						194
					11,067.64						195
					479,053.33						196
					4,040.73						197
					43,336.80						198
					2,004.24						199
					397.96						200
					666.70						201
					3,228,302.52						202
					46,035.48						203
					223,778.36						204
					32,991.57						205
					4,467.73						206
					180,651.18						207
					1,340,108.88						208
					7,757.93						209
					137,403.63						210
					84,026.25						211
					3,820.41						212
					37,558.47						213
					845,881.75						214
					17,895.66						215
					113,108.69						216
					23,761.41						217
					1,268.24						218
					3,704.31						219
					1,087,863.59						220
					23,523.29						221
					73,674.64						222
					31,822.80						223
					3,916.03						224
					6,438.25						225
					292.65						226
					43,960.85						227
					2,903.72						228
					10,582.99						229
					52,598.14						230
					5,595.48						231
					160,450.32						232
					3,100.00						233
					7,856.52						234
								8,029.00	8,029.00		235
								2.40	2.40		236
					226.36						237
					12,719.97						238
					2,155.14						239
					1,733.41						240
					27,523.82						241
					2,281.76						242
					2,776.23						243
					105,803.48						244
					8,640.55						245
					9,050.24						246
					812.47						247
					6,430.45						248
					6,512.17						248

STATEMENT OF FUNCTIONAL DISBURSEMENTS BY DEPARTMENTS, APPROPRIATIONS, AND ACCOUNTS

Line No.	Fund No.	Dept. and Div. No.	Acct. No.	NAME OF APPROPRIATION OR ACCOUNT	Total Expenditures	OPERATING				
						General Government	Protection to Persons and Property	Hospitals, Health and Sanitation	Development & Conservation of Natural Resources	Highways
		210-265	JUDICIAL BRANCH (Continued)							
		215	State Attorney Division: (Continued)							
			Sixteenth Judicial Circuit—Child Support Trust Fund—							
249	2	215	1601	Salaries	\$ 8,005.76	\$ 8,005.76	\$	\$	\$	\$
250	2	215	1604	Expenses	18,740.16	18,740.16
251	2	215	1699	Certifications Forward	6,753.75	6,753.75
			Nineteenth Judicial Circuit—Child Support Trust Fund—							
252	2	215	1999	Certifications Forward	995.23	995.23
			Twentieth Judicial Circuit—Child Support Trust Fund—							
253	2	215	2001	Salaries	39,786.00	39,786.00
254	2	215	2004	Expenses	2,657.08	2,657.08
255	2	215	2099	Certifications Forward	6,042.87	6,042.87
			Sixth Judicial Circuit—Grants and Donations Trust Fund—							
256	2	215	2101	Salaries	113,246.29	113,246.29
257	2	215	2104	Expenses	7,049.87	7,049.87
258	2	215	2106	Operating Capital Outlay	733.50	733.50
259	2	215	2199	Certifications Forward	32,669.82	32,669.82
			Eleventh Judicial Circuit—Grants and Donations Trust Fund—							
260	2	215	2301	Salaries	181,998.76	181,998.76
261	2	215	2303	Other Personal Services	37,828.18	37,828.18
262	2	215	2304	Expenses	3,801.79	3,801.79
263	2	215	2306	Operating Capital Outlay	11,657.00	11,657.00
264	2	215	2399	Certifications Forward	12,022.35	12,022.35
			Ninth Judicial Circuit—Grants and Donations Trust Fund—							
265	2	215	2401	Salaries	110,484.35	110,484.35
266	2	215	2404	Expenses	29,649.51	29,649.51
267	2	215	2406	Operating Capital Outlay	5,929.15	5,929.15
268	2	215	2499	Certification Forward	3,819.13	3,819.13
			Fourth Judicial Circuit—Grants and Donations Trust Fund—							
269	2	215	2601	Salaries	155,776.50	155,776.50
270	2	215	2604	Expenses	4,946.31	4,946.31
271	2	215	2699	Certifications Forward	207.84	207.84
			Second Judicial Circuit—Grants and Donations Trust Fund—							
272	2	215	2701	Salaries	26,382.68	26,382.68
273	2	215	2703	Other Personal Services	4,675.50	4,675.50
274	2	215	2704	Expenses	3,070.16	3,070.16
275	2	215	2706	Operating Capital Outlay	4,853.76	4,853.76
276	2	215	2799	Certifications Forward	1,956.94	1,956.94
			Eighteenth Judicial Circuit—Grants and Donations Trust Fund—							
277	2	215	2801	Salaries	68,708.72	68,708.72
278	2	215	2804	Expenses	6,115.21	6,115.21
279	2	215	2806	Operating Capital Outlay	1,145.63	1,145.63
280	2	215	2899	Certifications Forward	5,334.00	5,334.00
			Seventh Judicial Circuit—Grants and Donations Trust Fund—							
281	2	215	2901	Salaries	45,116.00	45,116.00
282	2	215	2904	Expenses	5,677.33	5,677.33
283	2	215	2906	Operating Capital Outlay	3,140.79	3,140.79
			Seventeenth Judicial Circuit—Grants and Donations Trust Fund—							
284	2	215	3001	Salaries	34,764.27	34,764.27
285	2	215	3004	Expenses	4,966.76	4,966.76
286	2	215	3006	Operating Capital Outlay	3,992.17	3,992.17
			First Judicial Circuit—Grants and Donations Trust Fund—							
287	2	215	3101	Salaries	48,574.71	48,574.71
288	2	215	3104	Expenses	4,745.31	4,745.31
289	2	215	3106	Operating Capital Outlay	5,144.81	5,144.81
290	Total State Attorney Division				\$ 40,022,898.96	\$ 40,014,867.56	\$	\$	\$	\$
		216	Public Defender Division:							
			First Judicial Circuit—							
291	1	216	0101	Salaries	\$ 834,833.23	\$ 834,833.23	\$	\$	\$	\$
292	1	216	0103	Other Personal Services	11,935.73	11,935.73
293	1	216	0104	Expenses	75,597.74	75,597.74
294	1	216	0106	Operating Capital Outlay	10,770.46	10,770.46
295	1	216	0199	Certifications Forward	3,359.11	3,359.11
			Second Judicial Circuit—							
296	1	216	0201	Salaries	726,249.52	726,249.52
297	1	216	0203	Other Personal Services	78,050.34	78,050.34
298	1	216	0204	Expenses	150,221.71	150,221.71
299	1	216	0206	Operating Capital Outlay	11,159.20	11,159.20
300	1	216	0299	Certifications Forward	229.21	229.21
			Third Judicial Circuit—							
301	1	216	0301	Salaries	346,796.97	346,796.97
302	1	216	0303	Other Personal Services	352.00	352.00
303	1	216	0304	Expenses	39,859.35	39,859.35
304	1	216	0306	Operating Capital Outlay	3,443.07	3,443.07
305	1	216	0399	Certifications Forward	4,459.82	4,459.82
			Fourth Judicial Circuit—							
306	1	216	0401	Salaries	1,357,913.39	1,357,913.39
307	1	216	0403	Other Personal Services	12,897.88	12,897.88
308	1	216	0404	Expenses	101,425.09	101,425.09
309	1	216	0406	Operating Capital Outlay	22,052.21	22,052.21
310	1	216	0499	Certifications Forward	10,219.22	10,219.22

**STATEMENT OF FUNCTIONAL DISBURSEMENTS
BY DEPARTMENTS, APPROPRIATIONS, AND ACCOUNTS**

EXPENDITURES						NON-OPERATING EXPENDITURES					Line No.
Public Welfare	Education	Parks, Monuments & Memorials	Correctional Institutions	Retirements, Pensions and Relief Acts	Total Operating Expenditures	Aid to Cities, Counties and Others	Investments	County and Other Debt Service	Transfers, Refunds and Other Non-Operating	Total Non-Operating Expenditures	
\$	\$	\$	\$	\$	\$ 8,005.76	\$	\$	\$	\$	\$	249
					18,740.16						250
					6,753.75						251
					995.23						252
					39,786.00						253
					2,657.08						254
					6,042.87						255
					113,246.29						256
					7,049.87						257
					733.50						258
					32,669.82						259
					181,996.76						260
					37,828.18						261
					3,801.79						262
					11,657.00						263
					12,022.35						264
					110,484.35						265
					29,649.51						266
					5,929.15						267
					3,819.13						268
					155,776.50						269
					4,946.31						270
					207.84						271
					26,382.66						272
					4,675.50						273
					3,070.16						274
					4,853.76						275
					1,956.94						276
					68,706.72						277
					6,115.21						278
					1,145.63						279
					5,334.00						280
					45,116.00						281
					5,677.33						282
					3,140.79						283
					34,764.27						284
					4,966.76						285
					3,992.17						286
					48,574.71						287
					4,745.31						288
					5,144.81						289
\$	\$	\$	\$	\$	\$ 40,014,867.56	\$	\$	\$	\$ 8,031.40	\$ 8,031.40	290
\$	\$	\$	\$	\$	\$ 834,833.23	\$	\$	\$	\$	\$	291
					11,935.73						292
					75,597.74						293
					10,770.46						294
					3,359.11						295
					726,249.52						296
					78,050.34						297
					150,221.71						298
					11,159.20						299
					229.21						300
					346,796.97						301
					352.00						302
					39,859.35						303
					3,443.07						304
					4,459.82						305
					1,357,913.39						306
					12,897.88						307
					101,425.09						308
					22,052.21						309
					10,219.22						310

STATEMENT OF FUNCTIONAL DISBURSEMENTS BY DEPARTMENTS, APPROPRIATIONS, AND ACCOUNTS

Line No.	Fund No.	Dept. and Div. No.	Acct. No.	NAME OF APPROPRIATION OR ACCOUNT	Total Expenditures	OPERATING				
						General Government	Protection to Persons and Property	Hospitals, Health and Sanitation	Development & Conservation of Natural Resources	Highways
		210-265	JUDICIAL BRANCH (Continued)							
		216	Public Defender Division: (Continued)							
			Fifth Judicial Circuit—							
311	1	216	0501	Salaries	\$ 497,972.91	\$ 497,972.91	\$	\$	\$	\$
312	1	216	0503	Other Personal Services	7,079.60	7,079.60
313	1	216	0504	Expenses	43,239.14	43,239.14
314	1	216	0506	Operating Capital Outlay	22,862.97	22,862.97
315	1	216	0599	Certifications Forward	5,245.04	5,245.04
			Sixth Judicial Circuit—							
316	1	216	0601	Salaries	1,184,981.09	1,184,981.09
317	1	216	0603	Other Personal Services	47,417.20	47,417.20
318	1	216	0604	Expenses	106,526.31	106,526.31
319	1	216	0606	Operating Capital Outlay	24,729.84	24,729.84
320	1	216	0699	Certifications Forward	1,387.04	1,387.04
			Seventh Judicial Circuit—							
321	1	216	0701	Salaries	882,490.63	882,490.63
322	1	216	0704	Expenses	57,963.29	57,963.29
323	1	216	0706	Operating Capital Outlay	20,564.66	20,564.66
324	1	216	0799	Operating Capital Outlay	4,731.84	4,731.84
			Eighth Judicial Circuit—							
325	1	216	0801	Salaries	575,805.95	575,805.95
326	1	216	0803	Other Personal Services	17,032.10	17,032.10
327	1	216	0804	Expenses	59,704.54	59,704.54
328	1	216	0806	Operating Capital Outlay	16,501.88	16,501.88
329	1	216	0699	Certifications Forward	4,274.78	4,274.78
			Ninth Judicial Circuit—							
330	1	216	0901	Salaries	804,653.56	804,653.56
331	1	216	0903	Other Personal Services	2,644.80	2,644.80
332	1	216	0904	Expenses	51,142.31	51,142.31
333	1	216	0906	Operating Capital Outlay	16,873.37	16,873.37
334	1	216	0999	Certifications Forward	51,467.42	51,467.42
			Tenth Judicial Circuit—							
335	1	216	1001	Salaries	905,955.95	905,955.95
336	1	216	1003	Other Personal Services	9,235.88	9,235.88
337	1	216	1004	Expenses	66,079.19	66,079.19
338	1	216	1006	Operating Capital Outlay	17,225.78	17,225.78
339	1	216	1099	Certifications Forward	13,143.06	13,143.06
			Eleventh Judicial Circuit—							
340	1	216	1101	Salaries	2,649,932.93	2,649,932.93
341	1	216	1103	Other Personal Services	183,025.74	183,025.74
342	1	216	1104	Expenses	245,649.20	245,649.20
343	1	216	1106	Operating Capital Outlay	29,142.87	29,142.87
344	1	216	1199	Certifications Forward	20,999.07	20,999.07
			Twelfth Judicial Circuit—							
345	1	216	1201	Salaries	619,088.49	619,088.49
346	1	216	1203	Other Personal Services	18,662.59	18,662.59
347	1	216	1204	Expenses	50,056.29	50,056.29
348	1	216	1206	Operating Capital Outlay	16,953.81	16,953.81
349	1	216	1209	Certifications Forward	5,980.67	5,980.67
			Thirteenth Judicial Circuit—							
350	1	216	1301	Salaries	1,061,224.82	1,061,224.82
351	1	216	1303	Other Personal Services	19,384.95	19,384.95
352	1	216	1304	Expenses	106,459.40	106,459.40
353	1	216	1306	Operating Capital Outlay	5,480.82	5,480.82
354	1	216	1399	Certifications Forward	47,144.16	47,144.16
			Fourteenth Judicial Circuit—							
355	1	216	1401	Salaries	415,901.03	415,901.03
356	1	216	1403	Other Personal Services	2,355.00	2,355.00
357	1	216	1404	Expenses	89,375.86	89,375.86
358	1	216	1406	Operating Capital Outlay	4,114.51	4,114.51
359	1	216	1499	Certifications Forward	6,088.53	6,088.53
			Fifteenth Judicial Circuit—							
360	1	216	1501	Salaries	1,045,747.81	1,045,747.81
361	1	216	1503	Other Personal Services	46,900.48	46,900.48
362	1	216	1504	Expenses	102,289.80	102,289.80
363	1	216	1506	Operating Capital Outlay	13,978.59	13,978.59
364	1	216	1599	Certifications Forward	6,427.17	6,427.17
			Sixteenth Judicial Circuit—							
365	1	216	1601	Salaries	378,468.47	378,468.47
366	1	216	1603	Other Personal Services	13,245.97	13,245.97
367	1	216	1604	Expenses	56,054.00	56,054.00
368	1	216	1606	Operating Capital Outlay	18,671.77	18,671.77
369	1	216	1699	Certifications Forward	22,177.40	22,177.40
			Seventeenth Judicial Circuit—							
370	1	216	1701	Salaries	1,215,809.10	1,215,809.10
371	1	216	1703	Other Personal Services	52,188.08	52,188.08
372	1	216	1704	Expenses	122,160.64	122,160.64
373	1	216	1706	Operating Capital Outlay	15,060.82	15,060.82
374	1	216	1799	Certifications Forward	45,256.60	45,256.60
			Eighteenth Judicial Circuit—							
375	1	216	1801	Salaries	622,014.72	622,014.72
376	1	216	1803	Other Personal Services	14,346.08	14,346.08
377	1	216	1804	Expenses	61,994.70	61,994.70

**STATEMENT OF FUNCTIONAL DISBURSEMENTS
BY DEPARTMENTS, APPROPRIATIONS, AND ACCOUNTS**

EXPENDITURES						NON-OPERATING EXPENDITURES					Line No.
Public Welfare	Education	Parks, Monuments & Memorials	Correctional Institutions	Retirements, Pensions and Relief Acts	Total Operating Expenditures	Aid to Cities, Counties and Others	Investments	County and Other Debt Service	Transfers, Refunds and Other Non-Operating	Total Non-Operating Expenditures	
\$	\$	\$	\$	\$	\$ 497,972.91	\$	\$	\$	\$	\$	311
					7,079.60						312
					43,239.14						313
					22,862.97						314
					5,245.04						315
					1,184,981.09						316
					47,417.20						317
					106,526.31						318
					24,729.84						319
					1,387.04						320
					882,490.63						321
					57,963.29						322
					20,564.66						323
					4,731.84						324
					575,805.95						325
					17,032.10						326
					59,704.54						327
					16,501.88						328
					4,274.78						329
					804,653.56						330
					2,644.80						331
					51,142.31						332
					16,873.37						333
					51,467.42						334
					905,955.95						335
					9,235.88						336
					66,079.19						337
					17,225.78						338
					13,143.06						339
					2,849,932.93						340
					183,025.74						341
					245,649.20						342
					29,142.87						343
					20,999.07						344
					619,088.49						345
					18,662.59						346
					50,056.29						347
					16,953.81						348
					5,980.67						349
					1,061,224.82						350
					19,364.95						351
					106,459.40						352
					5,480.62						353
					47,144.16						354
					415,901.03						355
					2,355.00						356
					89,375.86						357
					4,114.51						358
					6,088.53						359
					1,045,747.81						360
					46,900.48						361
					102,289.80						362
					13,978.59						363
					6,427.17						364
					378,468.47						365
					13,245.97						366
					56,054.00						367
					18,671.77						368
					22,177.40						369
					1,215,809.10						370
					52,186.08						371
					122,160.64						372
					15,060.82						373
					45,256.60						374
					622,014.72						375
					14,346.08						376
					61,994.70						377

STATEMENT OF FUNCTIONAL DISBURSEMENTS BY DEPARTMENTS, APPROPRIATIONS, AND ACCOUNTS

Line No.	Fund No.	Dept. and Div. No.	Acct. No.	NAME OF APPROPRIATION OR ACCOUNT	Total Expenditures	OPERATING				
						General Government	Protection to Persons and Property	Hospitals, Health and Sanitation	Development & Conservation of Natural Resources	Highways
		210-265		JUDICIAL BRANCH (Continued)						
		216		Public Defender Division: (Continued)						
				Eighteenth Judicial Circuit— (Continued)						
378	1	216	1806	Operating Capital Outlay	\$ 26,187.09	\$ 26,187.09				
379	1	216	1899	Certifications Forward	7,531.97	7,531.97				
				Nineteenth Judicial Circuit—						
380	1	216	1901	Salaries	389,179.25	389,179.25				
381	1	216	1903	Other Personal Services	3,505.00	3,505.00				
382	1	216	1904	Expenses	48,344.76	48,344.76				
383	1	216	1906	Operating Capital Outlay	14,499.30	14,499.30				
384	1	216	1999	Certifications Forward	649.02	649.02				
				Twentieth Judicial Circuit—						
385	1	216	2001	Salaries	628,470.80	628,470.80				
386	1	216	2003	Other Personal Services	22,338.20	22,338.20				
387	1	216	2004	Expenses	46,310.31	46,310.31				
388	1	216	2006	Operating Capital Outlay	7,775.44	7,775.44				
389	1	216	2099	Certifications Forward	4,267.28	4,267.28				
				Sixth Judicial Circuit—Grants and Donations Trust Fund—						
390	2	216	0601	Salaries	8,029.00	8,029.00				
391	2	216	0603	Other Personal Services	40,819.20	40,819.20				
392	2	216	0699	Expenses	13,896.32	13,896.32				
				Sixteenth Judicial Circuit—Grants and Donations Trust Fund—						
393	2	216	1803	Other Personal Services	3,824.21	3,824.21				
394				Total Public Defender Division	\$ 20,238,179.27	\$ 20,238,179.27				
		217		Administered Funds:						
395	1	217	0110	Payment to Jurors and Witnesses	\$ 6,009,582.77	\$ 6,009,582.77				
396	1	217	0120	Meals and Lodging for Jurors	185,254.01	185,254.01				
397	1	217	0121	Compensation to Retired Judges	128,900.00	128,900.00				
398	1	217	0122	Compensation and Expenses of Court Reports	673,508.28	673,508.28				
399	1	217	0123	Printing Reports	106,329.00	106,329.00				
400	1	217	0124	Judicial Nominating Commission—Expenses	11,624.45	11,624.45				
401	1	217	0125	Statewide Grand Jury Expenses	82,692.34	82,692.34				
402	1	217	0126	State Attorneys on Executive Consignments	51,908.18	51,908.18				
403	1	217	0128	Law Intern Program	106,191.76	106,191.76				
404				Total Administered Funds	\$ 7,355,990.79	\$ 7,355,990.79				
		261		Circuit Courts and Other Related Matters:						
405	1	261	0101	Salaries	\$ 22,359,984.29	\$ 22,359,984.29				
406	1	261	0104	Expenses	406,535.78	406,535.78				
407	1	261	0199	Certifications Forward	2,343,358.49	2,343,358.49				
408				Total Circuit Courts and Other Related Matters	\$ 25,109,878.56	\$ 25,109,878.56				
		262		Judicial Administrative Commission:						
409	1	262	0101	Salaries	\$ 307,280.65	\$ 307,280.65				
410	1	262	0103	Other Personal Services	1,248.55	1,248.55				
411	1	262	0104	Expenses	31,430.59	31,430.59				
412	1	262	0106	Operating Capital Outlay	7,074.00	7,074.00				
413	1	262	0199	Certifications Forward	1,579.56	1,579.56				
414				Total Judicial Administrative Commission	\$ 348,613.35	\$ 348,613.35				
		263		County Courts:						
415	1	263	0101	Salaries	\$ 12,606,024.44	\$ 12,606,024.44				
416	1	263	0104	Expenses	81,233.33	81,233.33				
417	1	263	0110	Lump Sum—Additional Salaries for County Court Judges	26,932.15	26,932.15				
418	1	263	0199	Certifications Forward	14,800.79	14,800.79				
419				Total County Courts	\$ 12,728,990.71	\$ 12,728,990.71				
		264		Judicial Qualifications Commission:						
420	1	264	0101	Salaries	\$ 14,742.72	\$ 14,742.72				
421	1	264	0103	Other Personal Services	49,490.68	49,490.68				
422	1	264	0104	Expenses	22,878.67	22,878.67				
423	1	264	0199	Certifications Forward	10,035.94	10,035.94				
424				Total Judicial Qualification Commission	\$ 97,148.01	\$ 97,148.01				
		265		Judicial Council:						
425	1	265	0101	Salaries	\$ 44,231.92	\$ 44,231.92				
426	1	265	0103	Other Personal Services	48.75	48.75				
427	1	265	0104	Expenses	3,763.74	3,763.74				
428	1	265	0199	Certifications Forward	1.78	1.78				
429				Total Judicial Council	\$ 48,046.19	\$ 48,046.19				
430				TOTAL JUDICIAL BRANCH	\$ 116,211,724.36	\$ 116,190,806.73				

**STATEMENT OF FUNCTIONAL DISBURSEMENTS
BY DEPARTMENTS, APPROPRIATIONS, AND ACCOUNTS**

EXPENDITURES						NON-OPERATING EXPENDITURES					Line No.
Public Welfare	Education	Parks, Monuments & Memorials	Correctional Institutions	Retirements, Pensions and Relief Acts	Total Operating Expenditures	Aid to Cities, Counties and Others	Investments	County and Other Debt Service	Transfers, Refunds and Other Non-Operating	Total Non-Operating Expenditures	
\$	\$	\$	\$	\$	\$ 26,187.09	\$	\$	\$	\$	\$	378
					7,531.97						379
					389,179.25						380
					3,505.00						381
					48,344.76						382
					14,499.30						383
					649.02						384
					628,470.80						385
					22,338.20						386
					46,310.31						387
					7,775.44						388
					4,267.28						389
					8,029.00						390
					40,819.20						391
					13,896.32						392
					3,824.21						393
\$	\$	\$	\$	\$	\$ 20,238,179.27	\$	\$	\$	\$	\$	394
\$	\$	\$	\$	\$	\$ 6,009,582.77	\$	\$	\$	\$	\$	395
					185,254.01						396
					128,900.00						397
					673,508.28						398
					106,329.00						399
					11,624.45						400
					82,692.34						401
					51,908.18						402
					106,191.76						403
\$	\$	\$	\$	\$	\$ 7,355,990.79	\$	\$	\$	\$	\$	404
\$	\$	\$	\$	\$	\$ 22,359,984.29	\$	\$	\$	\$	\$	405
					406,535.78						406
					2,343,358.49						407
\$	\$	\$	\$	\$	\$ 25,109,878.56	\$	\$	\$	\$	\$	408
\$	\$	\$	\$	\$	\$ 307,280.65	\$	\$	\$	\$	\$	409
					1,248.55						410
					31,430.59						411
					7,074.00						412
					1,579.56						413
\$	\$	\$	\$	\$	\$ 348,613.35	\$	\$	\$	\$	\$	414
\$	\$	\$	\$	\$	\$ 12,606,024.44	\$	\$	\$	\$	\$	415
					81,233.33						416
					26,932.15						417
					14,800.79						418
\$	\$	\$	\$	\$	\$ 12,728,990.71	\$	\$	\$	\$	\$	419
\$	\$	\$	\$	\$	\$ 14,742.72	\$	\$	\$	\$	\$	420
					49,490.68						421
					22,878.67						422
					10,035.94						423
\$	\$	\$	\$	\$	\$ 97,148.01	\$	\$	\$	\$	\$	424
\$	\$	\$	\$	\$	\$ 44,231.92	\$	\$	\$	\$	\$	425
					48.75						426
					3,763.74						427
					1.78						428
\$	\$	\$	\$	\$	\$ 48,046.19	\$	\$	\$	\$	\$	429
\$	\$	\$	\$	\$	\$ 116,190,806.73	\$	\$	\$ 20,917.63	\$	\$ 20,917.63	430

STATEMENT OF FUNCTIONAL DISBURSEMENTS BY DEPARTMENTS, APPROPRIATIONS, AND ACCOUNTS

Line No.	Fund No.	Dept. and Div. No.	Acct. No.	NAME OF APPROPRIATION OR ACCOUNT	Total Expenditures	OPERATING				
						General Government	Protection to Persons and Property	Hospitals, Health and Sanitation	Development & Conservation of Natural Resources	Highways
310-313 GOVERNOR, EXECUTIVE OFFICE OF THE										
310 General Office:										
431	1	310	0101	Salaries	\$ 4,703,747.28	\$ 4,703,747.28	\$	\$	\$	\$
432	1	310	0103	Other Personal Services	181,238.38	181,238.38
433	1	310	0104	Expenses	883,518.46	883,518.46
434	1	310	0106	Operating Capital Outlay	44,716.10	44,716.10
435	1	310	0107	Contingent—Discretionary	11,928.92	11,928.92
	1	310	0110	Special Categories—Municipal and County Population—						
436				Estimates	52,171.50	52,171.50
437	1	310	0121	Special Categories—Indices Studies to Enhance						
				Economic Forecasting	26,295.99	26,295.99
438	1	310	0129	Special Categories—National Governor's Conference	40,650.00	40,650.00
	1	310	0131	Aid to Local Government—Commission on						
				Spanish Speaking Poliuace	157,408.00
440	1	310	0159	Special Categories—Council on Indian Affairs	65,000.00	65,000.00
441	1	310	0179	Lump Sum—Reorganization	98,753.99	98,753.99
442	1	310	0189	Lump Sum—Housing	2,800,000.00	2,800,000.00
443	1	310	0191	Data Processing Services	10,149.23	10,149.23
444	1	310	0199	Certifications Forward	338,058.17	338,058.17
				Washington Office—Grants and Donations Trust Fund—						
445	2	310	0601	Salaries	941,579.61	941,579.61
446	2	310	0603	Other Personal Services	742,598.00	742,598.00
447	2	310	0604	Expenses	400,955.97	400,955.97
448	2	310	0606	Operating Capital Outlay	4,805.14	4,805.14
449	2	310	0612	Transfers	83,472.45
450	2	310	0630	Aid to Local Government—Emergency Shelter	702,837.57
451	2	310	0691	Data Processing Services	6,101.32	6,101.32
452	2	310	0696	Certifications Forward—Aid to Local Government	1,360.00
453	2	310	0699	Certification Forward	56,783.02	56,783.02
				Prosecution Coordination Office—Grants and Donations						
				Trust Fund—						
454	2	310	0701	Salaries	3,741.04	3,741.04
455	2	310	0703	Other Personal Services	125,917.06	125,917.06
456	2	310	0704	Expenses	284.75	284.75
457	2	310	0706	Operating Capital Outlay	5,147.59	5,147.59
458	2	310	0799	Certifications Forward89	.89
				State Federal Relations Trust Fund—						
459	2	310	1401	Salaries	252,437.84	252,437.84
460	2	310	1403	Other Personal Services	8,117.84	8,117.84
461	2	310	1404	Expenses	48,219.05	48,219.05
462	2	310	1406	Operating Capital Outlay	550.31	550.31
463	2	310	1412	Transfers	1,351,474.22
464	2	310	1491	Data Processing Services	2,568.92	2,568.92
465	2	310	1499	Certifications Forward	5,613.10	5,613.10
				Farm Worker's Housing Assistance Trust Fund—						
				Aid to Local Government—Farm Worker's Housing						
				Assistance Grants	151,057.75
466				Total General Office	\$ 14,309,259.46	\$ 11,861,649.47	\$	\$	\$	\$
467										
				311 Operation of Governor's Mansion:						
468	1	311	0201	Salaries	\$ 103,432.79	\$ 103,432.79	\$	\$	\$	\$
469	1	311	0203	Other Personal Services	677.63	677.63
470	1	311	0204	Expenses	75,891.86	75,891.86
471	1	311	0206	Operating Capital Outlay	6,582.26	6,582.26
472	1	311	0299	Certifications Forward	2,922.75	2,922.75
473				Total Operation of Governor's Mansion	\$ 189,507.29	\$ 189,507.29	\$	\$	\$	\$
				312 Office of Prosecution Coordination and the Council for the						
				Prosecution of Organized Crime:						
474	1	312	0101	Salaries	\$ 103,693.57	\$ 103,693.57	\$	\$	\$	\$
475	1	312	0103	Other Personal Services	8,179.40	8,179.40
476	1	312	0104	Expenses	12,008.32	12,008.32
477	1	312	0199	Certifications Forward	571.13	571.13
478				Total Office of the Prosecution Coordination and the						
				Council for the Prosecution of Organized Crime	\$ 124,452.42	\$ 124,452.42	\$	\$	\$	\$
				313 Administered Funds:						
479	1	313	2410	Commission on Interstate Cooperation	\$ 69,100.00	\$ 69,100.00	\$	\$	\$	\$
480	1	313	2420	National Committee on Uniform Traffic Codes and Laws	1,000.00	1,000.00
481	1	313	2460	Florida Land and Water Adjudicatory Commission	1,595.00	1,595.00
482	1	313	2480	Transfer to Dade County Telephone Service Watts Line	65,000.00	65,000.00
483	1	313	2490	Tampa Port Authority	36,250.00	36,250.00
484	1	313	2520	Reimburse J. Taylor, Jr.—Attorney Fees	10,197.00	10,197.00
485	1	313	2530	Reimburse Commissioners King, Messer and Josey	5,009.22	5,009.22
486	1	313	2650	Minimum Retirement Benefits	1,300,000.00	1,300,000.00
487				Total Administered Funds	\$ 1,488,151.22	\$ 1,488,151.22	\$	\$	\$	\$
488				TOTAL EXECUTIVE OFFICE OF THE GOVERNOR	\$ 16,111,370.39	\$ 13,663,780.40	\$	\$	\$	\$

**STATEMENT OF FUNCTIONAL DISBURSEMENTS
BY DEPARTMENTS, APPROPRIATIONS, AND ACCOUNTS**

EXPENDITURES						NON-OPERATING EXPENDITURES					Line No.
Public Welfare	Education	Parks, Monuments & Memorials	Correctional Institutions	Retirements, Pensions and Relief Acts	Total Operating Expenditures	Aid to Cities, Counties and Others	Investments	County and Other Debt Service	Transfers, Refunds and Other Non-Operating	Total Non-Operating Expenditures	
\$	\$	\$	\$	\$	\$ 4,703,747.28	\$	\$	\$	\$	\$	431
					181,238.38						432
					883,518.46						433
					44,716.10						434
					11,928.92						435
					52,171.50						436
					26,295.99						437
					40,650.00						438
									157,408.00	157,408.00	439
					65,000.00						440
					98,753.99						441
					2,800,000.00						442
					10,149.23						443
					338,058.17						444
					941,579.81						445
					742,598.00						446
					400,955.97						447
					4,805.14						448
									83,472.45	83,472.45	449
									702,837.57	702,837.57	450
											451
									1,360.00	1,360.00	452
					56,783.02						453
					3,741.04						454
					125,917.06						455
					284.75						456
					5,147.59						457
					.89						458
					252,437.84						459
					8,117.84						460
					48,219.05						461
					550.31						462
									1,351,474.22	1,351,474.22	463
					2,568.92						464
					5,613.10						465
									151,057.75	151,057.75	466
\$	\$	\$	\$	\$	\$ 11,861,849.47	\$	\$	\$	\$ 2,447,809.99	\$ 2,447,809.99	467
\$	\$	\$	\$	\$	\$ 103,432.79	\$	\$	\$	\$	\$	468
					677.83						469
					75,891.86						470
					6,582.26						471
					2,922.75						472
\$	\$	\$	\$	\$	\$ 189,507.29	\$	\$	\$	\$	\$	473
\$	\$	\$	\$	\$	\$ 103,693.57	\$	\$	\$	\$	\$	474
					8,179.40						475
					12,008.32						476
					571.13						477
\$	\$	\$	\$	\$	\$ 124,452.42	\$	\$	\$	\$	\$	478
\$	\$	\$	\$	\$	\$ 69,100.00	\$	\$	\$	\$	\$	479
					1,000.00						480
					1,595.00						481
					65,000.00						482
					36,250.00						483
					10,197.00						484
					5,009.22						485
					1,300,000.00						486
\$	\$	\$	\$	\$	\$ 1,488,151.22	\$	\$	\$	\$	\$	487
\$	\$	\$	\$	\$	\$ 13,663,760.40	\$	\$	\$	\$ 2,447,809.99	\$ 2,447,809.99	488

**STATEMENT OF FUNCTIONAL DISBURSEMENTS
BY DEPARTMENTS, APPROPRIATIONS, AND ACCOUNTS**

Line No.	Fund No.	Dept. and Div. No.	Acct. No.	NAME OF APPROPRIATION OR ACCOUNT	Total Expenditures	OPERATING					
						General Government	Protection to Persons and Property	Hospitals, Health and Sanitation	Development & Conservation of Natural Resources	Highways	
LEGAL AFFAIRS, DEPARTMENT OF AND ATTORNEY GENERAL											
489	1	410	0101	Salaries	\$ 3,568,794.89	\$ 3,568,794.89					
490	1	410	0103	Other Personal Services	37,605.60	37,605.60					
491	1	410	0104	Expenses	479,882.53	479,882.53					
492	1	410	0106	Operating Capital Outlay	262,456.40	262,456.40					
493	1	410	0110	Special Categories—Transfer to Legal Services Trust Fund	828,172.00						
494	1	410	0199	Certifications Forward	130,293.61	130,293.61					
Legal Services Trust Fund—											
495	2	410	0101	Salaries	235,465.69	235,465.69					
496	2	410	0104	Expenses	17,087.15	17,087.15					
497	2	410	0106	Operating Capital Outlay	5,032.98	5,032.98					
498	2	410	0110	Special Categories—Antitrust Investigation	295,671.27	295,671.27					
Grants and Donations Trust Fund—											
499	2	410	0403	Other Personal Services	152,233.96	152,233.96					
500	2	410	0404	Expenses	24,963.28	24,963.28					
501	2	410	0406	Operating Capital Outlay	20,762.53	20,762.53					
502	2	410	0411	Refunds	10,840.14						
503	2	410	0412	Transfers	7,599.31						
504	2	410	0492	Reissues	22.70						
505	2	410	0499	Certifications Forward	10,932.88	10,932.88					
Consumer Trust Fund—											
506	2	410	0510	Special Categories—Consumer Restitution	27,306.20	27,306.20					
507	2	410	0592	Reissue of 12 Month Old Warrants	372.79						
508				TOTAL DEPARTMENT OF LEGAL AFFAIRS AND ATTORNEY GENERAL	\$ 6,115,495.91	\$ 5,266,488.97					
420-435 AGRICULTURE AND CONSUMER SERVICES, DEPARTMENT OF AND COMMISSIONER OF AGRICULTURE											
Office of the Commissioner and Division of Administration:											
509	1	420	0101	Salaries	\$ 1,296,978.01	\$ 1,296,978.01					
510	1	420	0103	Other Personal Services	12,741.95	12,741.95					
511	1	420	0104	Expenses	357,055.31	357,055.31					
512	1	420	0106	Operating Capital Outlay	39,829.06	39,829.06					
513	1	420	0109	Special Categories—Soil Survey and Watershed Plan	414,972.91	414,972.91					
514	1	420	0110	Special Categories—Promotional Awards	109,998.00	109,998.00					
515	1	420	0120	Special Categories—Construction Grants for Agricultural and Livestock Exhibit Buildings	100,000.00						
516	1	420	0191	Data Processing Services	110,210.09	110,210.09					
517	1	420	0199	Certifications Forward	179,983.78	179,983.78					
Administrative Trust Fund—											
518	2	420	0101	Salaries	1,437,492.96	1,437,492.96					
519	2	420	0103	Other Personal Services	42,639.96	42,639.96					
520	2	420	0104	Expenses	402,508.88	402,508.88					
521	2	420	0106	Operating Capital Outlay	35,266.82	35,266.82					
522	2	420	0110	Special Categories—Promotional Awards	109,997.83	109,997.83					
523	2	420	0112	Transfers	492.58						
524	2	420	0191	Data Processing Services	140,267.43	140,267.43					
525	2	420	0199	Certifications Forward	117,834.41	117,834.41					
Harness Horse Racing Trust Fund—											
526	2	420	0204	Expenses	3,222.70					3,222.70	
527	2	420	0210	Special Categories—Promotional Awards	190,223.35					190,223.35	
528	2	420	0250	Investments	40,000.00						
529	2	420	0299	Certifications Forward	900.00					900.00	
Quarter Horse Racing Promotion Trust Fund—											
530	2	420	1204	Expenses	4,106.25					4,106.25	
531	2	420	1210	Special Categories—Promotional Awards	85,247.75					85,247.75	
532	2	420	1250	Investments	100,000.00						
533	2	420	1290	Certifications Forward	9,112.50					9,112.50	
Florida State Fair Authority—1975 Project Construction Trust Fund—											
534	2	420	1506	Fixed Capital Outlay	11,907.00					11,907.00	
535				Total Office of the Commissioner and Division of Administration	\$ 5,352,989.53	\$ 4,807,777.40				\$ 304,719.55	
421 Division of Inspection:											
536	1	421	0101	Salaries	\$ 3,601,131.10					\$ 3,601,131.10	
537	1	421	0103	Other Personal Services	3,174.37					3,174.37	
538	1	421	0104	Expenses	451,328.42					451,328.42	
539	1	421	0106	Operating Capital Outlay	117,458.31					117,458.31	
540	1	421	0191	Data Processing Services	83,106.71					83,106.71	
541	1	421	0193	Salary Incentive Payment	6,473.81					6,473.81	
542	1	421	0199	Certifications Forward	77,042.55					77,042.55	
General Inspection Trust Fund—											
543	2	421	0101	Salaries	1,414,672.94					1,414,672.94	
544	2	421	0103	Other Personal Services	1,784.65					1,784.65	
545	2	421	0104	Expenses	537,267.62					537,267.62	
546	2	421	0106	Operating Capital Outlay	48,765.86					48,765.86	
547	2	421	0111	Refunds	45,473.06						
548	2	421	0112	Transfers	409,355.63						
549	2	421	0147	Special Categories—Contingent U.S.D.A. Grading Services	65,268.48					65,268.48	
550	2	421	0191	Data Processing Services	77,668.99					77,668.99	

**STATEMENT OF FUNCTIONAL DISBURSEMENTS
BY DEPARTMENTS, APPROPRIATIONS, AND ACCOUNTS**

EXPENDITURES						NON-OPERATING EXPENDITURES					Line No.
Public Welfare	Education	Parks, Monuments & Memorials	Correctional Institutions	Retirements, Pensions and Relief Acts	Total Operating Expenditures	Aid to Cities, Counties and Others	Investments	County and Other Debt Service	Transfers, Refunds and Other Non-Operating	Total Non-Operating Expenditures	
\$	\$	\$	\$	\$	\$ 3,568,794.89	\$	\$	\$	\$	\$	489
					37,605.60						490
					479,882.53						491
					262,456.40						492
					130,293.61				828,172.00	828,172.00	493
					235,465.69						494
					17,087.15						495
					5,032.98						496
					295,671.27						497
					152,233.96						498
					24,963.28						499
					20,762.53						500
									10,840.14	10,840.14	501
									7,599.31	7,599.31	502
									22.70	22.70	503
					10,932.88						504
					27,306.20						505
									372.79	372.79	506
\$	\$	\$	\$	\$	\$ 5,268,488.97	\$	\$	\$	\$ 847,006.94	\$ 847,006.94	507
\$	\$	\$	\$	\$	\$ 1,296,978.01	\$	\$	\$	\$	\$	508
					12,741.95						509
					357,055.31						510
					39,829.06						511
					414,972.91						512
					109,996.00						513
									100,000.00	100,000.00	514
					110,210.09						515
					179,983.78						516
					1,437,492.96						517
					42,639.96						518
					402,508.88						519
					35,266.82						520
					109,997.83						521
									492.58	492.58	522
					140,267.43						523
					117,834.41						524
					3,222.70						525
					190,223.35						526
							40,000.00			40,000.00	527
					900.00						528
					4,106.25						529
					85,247.75						530
							100,000.00			100,000.00	531
					9,112.50						532
											533
					11,907.00						534
\$	\$	\$	\$	\$	\$ 5,112,496.95	\$	\$ 140,000.00	\$	\$ 100,492.58	\$ 240,492.58	535
\$	\$	\$	\$	\$	\$ 3,601,131.10	\$	\$	\$	\$	\$	536
					3,174.37						537
					451,328.42						538
					117,458.31						539
					83,108.71						540
					6,473.81						541
					77,042.55						542
					1,414,672.94						543
					1,784.85						544
					537,267.62						545
					48,765.86						546
									45,473.06	45,473.06	547
									409,355.63	409,355.63	548
					65,268.48						549
					77,668.99						550

**STATEMENT OF FUNCTIONAL DISBURSEMENTS
BY DEPARTMENTS, APPROPRIATIONS, AND ACCOUNTS**

Line No.	Fund No.	Dept. and Div. No.	Acct. No.	NAME OF APPROPRIATION OR ACCOUNT	Total Expenditures	OPERATING				
						General Government	Protection to Persons and Property	Hospitals, Health and Sanitation	Development & Conservation of Natural Resources	Highways
420-435 AGRICULTURE AND CONSUMER SERVICES, DEPARTMENT OF AND COMMISSIONER OF AGRICULTURE (Continued)										
421 Division of Inspections: (Continued)										
General Inspection Trust Fund— (Continued)										
551	2	421	0192	Reissues	\$ 615.09	\$	\$	\$	\$	\$
552	2	421	0194	Service Charge to General Revenue	35,851.79					
553	2	421	0199	Certifications Forward	136,969.63				136,969.63	
554	Total Division of Inspection				\$ 7,113,411.01	\$	\$	\$	\$ 6,622,115.44	\$
422 Division of Standards:										
General Inspection Trust Fund—										
555	2	422	0101	Salaries	\$ 1,959,904.97	\$	\$	\$	\$ 1,959,904.97	\$
556	2	422	0103	Other Personal Services	17,749.71				17,749.71	
557	2	422	0104	Expenses	829,003.49				829,003.49	
558	2	422	0106	Operating Capital Outlay	135,229.17				135,229.17	
559	2	422	0111	Refunds	3,653.65					
560	2	422	0112	Transfers	262,583.00					
561	2	422	0191	Data Processing Services	77,196.78				77,196.78	
562	2	422	0194	Service Charge to General Revenue	89,279.16					
563	2	422	0199	Certifications Forward	245,541.80				245,541.80	
564	Total Division of Standards				\$ 3,620,141.73	\$	\$	\$	\$ 3,264,625.92	\$
423 Division of Chemistry:										
565	1	423	0101	Salaries	\$ 564,484.92	\$	\$	\$	\$ 564,484.92	\$
566	1	423	0103	Other Personal Services	13,914.12				13,914.12	
567	1	423	0104	Expenses	156,658.84				156,658.84	
568	1	423	0106	Operating Capital Outlay	56,969.65				56,969.65	
569	1	423	0191	Data Processing Services	11,059.04				11,059.04	
570	1	423	0199	Certifications Forward	23,240.32				23,240.32	
General Inspection Trust Fund—										
571	2	423	0101	Salaries	1,119,426.21				1,119,426.21	
572	2	423	0103	Other Personal Services	54,242.05				54,242.05	
573	2	423	0104	Expenses	322,637.68				322,637.68	
574	2	423	0106	Operating Capital Outlay	185,418.40				185,418.40	
575	2	423	0111	Refunds	16.00					
576	2	423	0112	Transfers	125,042.00					
577	2	423	0191	Data Processing Services	19,971.48				19,971.48	
578	2	423	0194	Service Charge to General Revenue Fund	1,897.21					
579	2	423	0199	Certifications Forward	112,839.29				112,839.29	
580	Total Division of Chemistry				\$ 2,767,817.21	\$	\$	\$	\$ 2,640,862.00	\$
424 Division of Dairy Industry:										
581	1	424	0101	Salaries	\$ 835,178.05	\$	\$	\$	\$ 835,178.05	\$
582	1	424	0103	Other Personal Services	11,700.10				11,700.10	
583	1	424	0104	Expenses	215,226.76				215,226.76	
584	1	424	0106	Operating Capital Outlay	11,007.83				11,007.83	
585	1	424	0199	Certifications Forward	30,794.85				30,794.85	
586	Total Division of Dairy Industry				\$ 1,103,907.59	\$	\$	\$	\$ 1,103,907.59	\$
425 Division of Marketing:										
587	1	425	0101	Salaries	\$ 226,279.58	\$	\$	\$	\$ 226,279.58	\$
588	1	425	0103	Other Personal Services	17,454.70				17,454.70	
589	1	425	0104	Expenses	176,276.63				176,276.63	
590	1	425	0106	Operating Capital Outlay	4,000.84				4,000.84	
591	1	425	0110	Special Categories—Les Florales Internationales De Montreal	145,481.22				145,481.22	
592	1	425	0191	Data Processing Services	9,112.76				9,112.76	
593	1	425	0199	Certifications Forward	33,560.62				33,560.62	
General Inspection Trust Fund—										
594	2	425	0101	Salaries	1,537,618.80				1,537,618.80	
595	2	425	0103	Other Personal Services	20,620.74				20,620.74	
596	2	425	0104	Expenses	786,636.76				786,636.76	
597	2	425	0106	Operating Capital Outlay	12,923.90				12,923.90	
598	2	425	0111	Refunds	138,823.81					
599	2	425	0112	Transfers	395,163.66					
600	2	425	0191	Data Processing Services	1,190.57				1,190.57	
601	2	425	0194	Service Charge to General Revenue Fund	25,260.39					
602	2	425	0199	Certifications Forward	71,830.34				71,830.34	
603	Total Division of Marketing				\$ 3,602,255.32	\$	\$	\$	\$ 3,042,987.46	\$
426 Division of Fruit and Vegetable Inspection:										
General Inspection Trust Fund—										
604	2	426	0101	Salaries	\$ 1,425,707.71	\$	\$	\$	\$ 1,425,707.71	\$
605	2	426	0103	Other Personal Services	74,078.94				74,078.94	
606	2	426	0104	Expenses	144,638.01				144,638.01	
607	2	426	0106	Operating Capital Outlay	13,008.12				13,008.12	
608	2	426	0112	Transfers	131,298.00					
609	2	426	0194	Service Charge to General Revenue Fund	24,249.72					

**STATEMENT OF FUNCTIONAL DISBURSEMENTS
BY DEPARTMENTS, APPROPRIATIONS, AND ACCOUNTS**

EXPENDITURES						NON-OPERATING EXPENDITURES					Line No.
Public Welfare	Education	Parks, Monuments & Memorials	Correctional Institutions	Retirements, Pensions and Relief Acts	Total Operating Expenditures	Aid to Cities, Counties and Others	Investments	County and Other Debt Service	Transfers, Refunds and Other Non-Operating	Total Non-Operating Expenditures	
\$	\$	\$	\$	\$	\$	\$	\$	\$	615.09	615.09	551
									35,851.79	35,851.79	552
					136,969.63						553
\$	\$	\$	\$	\$	\$ 6,622,115.44	\$	\$	\$	\$ 491,295.57	\$ 491,295.57	554
\$	\$	\$	\$	\$	\$ 1,959,904.97	\$	\$	\$	\$	\$	555
					17,749.71						556
					829,003.49						557
					135,229.17						558
									3,653.65	3,653.65	559
									262,583.00	262,583.00	560
					77,196.78						561
									89,279.16	89,279.16	562
					245,541.80						563
\$	\$	\$	\$	\$	\$ 3,264,625.92	\$	\$	\$	\$ 355,515.81	\$ 355,515.81	564
\$	\$	\$	\$	\$	\$ 564,484.92	\$	\$	\$	\$	\$	565
					13,914.12						566
					156,658.84						567
					56,989.65						568
					11,059.04						569
					23,240.32						570
					1,119,426.21						571
					54,242.05						572
					322,637.68						573
					185,418.40						574
									16.00	16.00	575
									125,042.00	125,042.00	576
					19,971.48						577
									1,897.21	1,897.21	578
					112,839.29						579
\$	\$	\$	\$	\$	\$ 2,640,862.00	\$	\$	\$	\$ 126,955.21	\$ 126,955.21	580
\$	\$	\$	\$	\$	\$ 835,178.05	\$	\$	\$	\$	\$	581
					11,700.10						582
					215,226.76						583
					11,007.83						584
					30,794.85						585
\$	\$	\$	\$	\$	\$ 1,103,907.59	\$	\$	\$	\$	\$	586
\$	\$	\$	\$	\$	\$ 226,279.58	\$	\$	\$	\$	\$	587
					17,454.70						588
					176,276.63						589
					4,000.84						590
					145,481.22						591
					9,112.76						592
					33,560.62						593
					1,537,618.80						594
					20,620.74						595
					786,636.76						596
					12,923.90						597
									138,823.81	138,823.81	598
									395,163.66	395,163.66	599
											600
									25,280.39	25,280.39	601
					71,830.34						602
\$	\$	\$	\$	\$	\$ 3,042,987.46	\$	\$	\$	\$ 559,267.66	\$ 559,267.66	603
\$	\$	\$	\$	\$	\$ 1,425,707.71	\$	\$	\$	\$	\$	604
					74,078.94						605
					144,638.01						606
					13,008.12						607
									131,298.00	131,298.00	608
									24,249.72	24,249.72	609

**STATEMENT OF FUNCTIONAL DISBURSEMENTS
BY DEPARTMENTS, APPROPRIATIONS, AND ACCOUNTS**

Line No.	Fund No.	Dept. and Div. No.	Acct. No.	NAME OF APPROPRIATION OR ACCOUNT	Total Expenditures	OPERATING				
						General Government	Protection to Persons and Property	Hospitals, Health and Sanitation	Development & Conservation of Natural Resources	Highways
		420-435		AGRICULTURE AND CONSUMER SERVICES, DEPARTMENT OF AND COMMISSIONER OF AGRICULTURE (Continued)						
			426	Division of Fruit and Vegetable Inspection: (Continued)						
				General Inspection Trust Fund— (Continued)						
610	2	426	0199	Certifications Forward	\$ 381,693.73	\$	\$	\$	\$ 381,693.73	\$
611				Total Division of Fruit and Vegetable Inspection	\$ 2,194,674.23	\$	\$	\$	\$ 2,039,126.51	\$
			427	Division of Animal Industry:						
612	1	427	0101	Salaries	\$ 3,708,824.20	\$	\$	\$	\$ 3,708,824.20	\$
613	1	427	0103	Other Personal Services	22,815.85				22,815.85	
614	1	427	0104	Expenses	733,997.33				733,997.33	
615	1	427	0106	Operating Capital Outlay	49,024.88				49,024.88	
616	1	427	0110	Special Categories—Payment of Indemnities	955,800.00				955,800.00	
617	1	427	0191	Data Processing Services	3,974.33				3,974.33	
618	1	427	0193	Salary Incentive Payment	1,628.99				1,628.99	
619	1	427	0199	Certifications Forward	322,371.99				322,371.99	
				General Inspection Trust Fund—						
620	2	427	0101	Salaries	2,072,368.31				2,072,368.31	
621	2	427	0103	Other Personal Services	48,001.25				48,001.25	
622	2	427	0104	Expenses	599,922.61				599,922.61	
623	2	427	0106	Operating Capital Outlay	84,248.28				84,248.28	
624	2	427	0112	Transfers	151,441.56					
625	2	427	0191	Data Processing Services	22,929.47				22,929.47	
626	2	427	0199	Certifications Forward	125,831.00				125,831.00	
627				Total Division of Animal Industry	\$ 8,903,180.05	\$	\$	\$	\$ 8,751,738.49	\$
			428	Division of Plant Industry:						
628	1	428	0101	Salaries	\$ 3,306,953.09	\$	\$	\$	\$ 3,306,953.09	\$
629	1	48	0103	Other Personal Services	4,208.75				4,208.75	
630	1	428	0104	Expenses	866,136.28				866,136.28	
631	1	428	0106	Operating Capital Outlay	72,514.06				72,514.06	
632	1	428	0120	Special Categories—Blackfly Control Program	413,272.31				413,272.31	
633	1	428	0121	Special Categories—Apian Indemnities	25,179.00				25,179.00	
634	1	428	0191	Data Processing Services	3,191.02				3,191.02	
635	1	428	0199	Certifications Forward	272,325.20				272,325.20	
				Nursery Inspection Trust Fund—						
636	2	428	0501	Salaries	367,101.95				367,101.95	
637	2	428	0503	Other Personal Services	111,350.45				111,350.45	
638	2	428	0504	Expenses	197,923.51				197,923.51	
639	2	428	0510	Special Categories—Blackfly Control Program	372,324.19				372,324.19	
640	2	428	0511	Refunds	1,692.40					
641	2	428	0512	Transfers	55,292.43					
				FCO—Quarantine Greenhouse Doyle Conner Complex, Gainesville	3,024.82				3,024.82	
642				Service Charge to General Revenue Fund	13,127.53					
643	2	428	0594	Certifications Forward	43,420.39				43,420.39	
644	2	428	0599	Fire Ant Control Inspection Trust Fund—						
645	2	428	0650	Investments	400,000.00					
646	2	428	0699	Certifications Forward	2,708.96				2,708.96	
				Lethal Yellowing Revolving Trust Fund—						
647	2	428	0704	Expenses	24,000.00				24,000.00	
648	2	428	0799	Certifications Forward	32,700.00				32,700.00	
649				Total Division of Plant Industry	\$ 6,588,446.34	\$	\$	\$	\$ 6,118,333.98	\$
			429	Division of Fruit and Vegetable Inspection:						
				Citrus Inspection Trust Fund—						
650	2	429	0101	Salaries	\$ 4,699,440.99	\$	\$	\$	\$ 4,699,440.99	\$
651	2	429	0103	Other Personal Services	28,410.67				28,410.67	
652	2	429	0104	Expenses	798,235.03				798,235.03	
653	2	429	0106	Operating Capital Outlay	17,548.02				17,548.02	
654	2	429	0108	FCO—Renovation of Florida Citrus Building, Winter Haven	2,025.82				2,025.82	
655	2	429	0111	Refunds	265.00					
656	2	429	0112	Transfers	406,125.76					
657	2	429	0118	FCO—Renovation of Nora Mayo Hall, Florida Citrus Building	14,591.50				14,591.50	
658	2	429	0141	Payments to U.S. Treasurer	3,650,267.67					
659	2	429	0150	Investments	750,000.00					
660	2	429	0160	Special Categories—Automated Testing Equipment	1,201,042.50				1,201,042.50	
661	2	429	0191	Data Processing Services	100,636.64				100,636.64	
662	2	429	0199	Certifications Forward	189,310.92				189,310.92	
				Division of Marketing—Citrus Inspection Trust Fund—						
663	2	429	0201	Salaries	422,836.61				422,836.61	
664	2	429	0203	Other Personal Services	40,090.19				40,090.19	
665	2	429	0204	Expenses	202,381.01				202,381.01	
666	2	429	0206	Operating Capital Outlay	8,236.46				8,236.46	
667	2	429	0212	Transfers	43,197.00					
668	2	429	0299	Certifications Forward	12,287.39				12,287.39	
669				Total Division of Fruit and Vegetable Inspection	\$ 12,586,929.16	\$	\$	\$	\$ 7,737,073.75	\$
			431	Division of Marketing:						
670	2	431	0118	FCO—Market Improvements	\$ 143,180.73	\$	\$	\$	\$ 143,180.73	\$
671	2	431	0128	Lump Sum—Market Improvement	107,504.37				107,504.37	

**STATEMENT OF FUNCTIONAL DISBURSEMENTS
BY DEPARTMENTS, APPROPRIATIONS, AND ACCOUNTS**

EXPENDITURES						NON-OPERATING EXPENDITURES					Line No.
Public Welfare	Education	Parks, Monuments & Memorials	Correctional Institutions	Retirements, Pensions and Relief Acts	Total Operating Expenditures	Aid to Cities, Counties and Others	Investments	County and Other Debt Service	Transfers, Refunds and Other Non-Operating	Total Non-Operating Expenditures	
\$	\$	\$	\$	\$	\$ 381,693.73	\$	\$	\$	\$	\$	610
\$	\$	\$	\$	\$	\$ 2,039,126.51	\$	\$	\$	\$ 155,547.72	\$ 155,547.72	611
\$	\$	\$	\$	\$	\$ 3,708,824.20	\$	\$	\$	\$	\$	612
					22,815.85						613
					733,997.33						614
					49,024.88						615
					955,800.00						616
					3,974.33						617
					1,628.99						618
					322,371.99						619
					2,072,368.31						620
					48,001.25						621
					599,922.61						622
					84,248.28						623
									151,441.56	151,441.56	624
					22,929.47						625
					125,831.00						626
\$	\$	\$	\$	\$	\$ 8,751,738.49	\$	\$	\$	\$ 151,441.56	\$ 151,441.56	627
\$	\$	\$	\$	\$	\$ 3,306,953.09	\$	\$	\$	\$	\$	628
					4,208.75						629
					866,136.28						630
					72,514.06						631
					413,272.31						632
					25,179.00						633
					3,191.02						634
					272,325.20						635
					367,101.95						636
					111,350.45						637
					197,923.51						638
					372,324.19						639
									1,692.40	1,692.40	640
									55,292.43	55,292.43	641
					3,024.82						642
					43,420.39				13,127.53	13,127.53	643
											644
							400,000.00			400,000.00	645
					2,708.96						646
					24,000.00						647
					32,700.00						648
\$	\$	\$	\$	\$	\$ 6,118,333.98	\$	\$ 400,000.00	\$	\$ 70,112.36	\$ 470,112.36	649
\$	\$	\$	\$	\$	\$ 4,699,440.99	\$	\$	\$	\$	\$	650
					28,410.67						651
					798,235.03						652
					17,548.02						653
					2,025.82						654
									265.00	265.00	655
					14,591.50				406,125.76	406,125.76	656
									3,650,267.67	3,650,267.67	657
							750,000.00			750,000.00	658
					1,201,042.50						659
					100,836.64						660
					189,310.92						661
					422,836.61						662
					40,090.19						663
					202,381.01						664
					8,236.46						665
									43,197.00	43,197.00	666
					12,287.39						667
\$	\$	\$	\$	\$	\$ 7,737,073.75	\$	\$ 750,000.00	\$	\$ 4,099,855.43	\$ 4,849,855.43	668
\$	\$	\$	\$	\$	\$ 143,180.73	\$	\$	\$	\$	\$	670
					107,504.37						671

STATEMENT OF FUNCTIONAL DISBURSEMENTS BY DEPARTMENTS, APPROPRIATIONS, AND ACCOUNTS

Line No.	Fund No.	Dept. and Div. No.	Acct. No.	NAME OF APPROPRIATION OR ACCOUNT	Total Expenditures	OPERATING				
						General Government	Protection to Persons and Property	Hospitals, Health and Sanitation	Development & Conservation of Natural Resources	Highways
420-435 AGRICULTURE AND CONSUMER SERVICES, DEPARTMENT OF AND COMMISSIONER OF AGRICULTURE (Continued)										
Division of Marketing: (Continued)										
672	2	431	0138	Fixed Capital Outlay—Lump Sum Market Improvements	\$ 252,055.00				\$ 252,055.00	
673				Total Division of Marketing	\$ 502,740.10				\$ 502,740.10	
Division of Forestry:										
674	1	434	0101	Salaries	\$ 11,418,546.27				\$ 11,418,546.27	
675	1	434	0103	Other Personal Services	96,157.43				96,157.43	
676	1	434	0104	Expenses	2,280,662.33				2,280,662.33	
677	1	434	0106	Operating Capital Outlay	513,476.59				513,476.59	
678	1	434	0121	Special Categories—Forest Research	50,000.00				50,000.00	
679	1	434	0138	FCO—Recreation Facilities for Withlacoochee State Park	4,546.13				4,546.13	
680	1	434	0148	FCO—Security Fence at Sawmill—Withlacoochee	255.20				255.20	
681	1	434	0158	FCO—Improve Facilities at Tillis Hill Recreational Area	804.72				804.72	
682	1	434	0166	FCO—Relocation of Tower—Flagler County	4,644.29				4,644.29	
683	1	434	0191	Data Processing Services	27,962.78				27,962.78	
684	1	434	0193	Salary Incentive Payment	6,034.95				6,034.95	
685	1	434	0199	Certifications Forward	595,210.89				595,210.89	
Incidental Trust Fund—										
686	2	434	0801	Salaries	2,987,310.08				2,987,310.08	
687	2	434	0803	Other Personal Services	607,135.77				607,135.77	
688	2	434	0804	Expenses	1,333,043.55				1,333,043.55	
689	2	434	0806	Operating Capital Outlay	643,204.45				643,204.45	
690	2	434	0808	Fixed Capital Outlay	52,597.68				52,597.68	
691	2	434	0811	Refunds	35,851.16				35,851.16	
692	2	434	0812	Transfers	625,371.55				625,371.55	
693	2	434	0828	Fixed Capital Outlay—Vehicle Maintenance Shop—Perry	18,385.55				18,385.55	
694	2	434	0830	Aid to Local Government—State Forest Receipt Distribution	670,312.77				670,312.77	
695	2	434	0838	Fixed Capital Outlay—Renovation of District Shop—Gainesville	21,361.71				21,361.71	
696	2	434	0845	Forestry Research	25,000.00				25,000.00	
697	2	434	0851	Payment of Debt Service	340,499.68				340,499.68	
698	2	434	0858	FCO—Pavilion Coldwater Recreational Area						
				Blackwater River State Park	11,176.00				11,176.00	
699	2	434	0866	FCO—Development and Improvement of Recreational Facilities—Blackwater	112,526.82				112,526.82	
700	2	434	0878	FCO—Addition to Vehicle Maintenance Shop	31,125.89				31,125.89	
701	2	434	0888	FCO—Extension of Dining Facility—Coldwater Recreation Area	7,105.32				7,105.32	
702	2	434	0892	Reissues	2,125.00				2,125.00	
703	2	434	0896	FCO—Restrooms Bone Creek Recreation Area	1,745.57				1,745.57	
704	2	434	0899	Certifications Forward	938,649.82				938,649.82	
Security Deposits Trust Fund—										
705	2	434	1011	Refunds	376,464.09				376,464.09	
706				Total Division of Forestry	\$ 23,839,313.84				\$ 21,788,689.59	
Division of Consumer Services:										
707	1	435	0101	Salaries	\$ 363,666.62		\$ 363,666.62			
708	1	435	0103	Other Personal Services	4,463.53		4,463.53			
709	1	435	0104	Expenses	80,614.49		80,614.49			
710	1	435	0106	Operating Capital Outlay	1,801.67		1,801.67			
711	1	435	0199	Certifications Forward	14,940.81		14,940.81			
General Inspection Trust Fund—										
712	2	435	0103	Other Personal Services	5,942.99		5,942.99			
713	2	435	0104	Expenses	30,618.28		30,618.28			
714	2	435	0106	Operating Capital Outlay	1,263.29		1,263.29			
715	2	435	0111	Refunds	3,638.27				3,638.27	
716	2	435	0199	Certifications Forward	1,146.06		1,146.06			
717				Total Division of Consumer Services	\$ 508,096.01		\$ 504,457.74			
718				TOTAL DEPARTMENT OF AGRICULTURE AND CONSUMER SERVICES AND COMMISSIONER OF AGRICULTURE	\$ 78,683,902.14	\$ 4,807,777.40	\$ 504,457.74		\$ 63,916,920.38	
440-444 BANKING AND FINANCE, DEPARTMENT OF AND COMPTROLLER										
Office of the Comptroller and Division of Administration:										
719	1	440	0101	Salaries	\$ 751,607.00	\$ 751,607.00				
720	1	440	0104	Expenses	87,084.00		87,084.00			
721	1	440	0106	Operating Capital Outlay	13,463.53		13,463.53			
722	1	440	0110	Special Categories—Reimbursement of Pompano Beach	15,000.00		15,000.00			
723	1	440	0191	Data Processing Services	1,914.00		1,914.00			
Administrative Trust Fund—										
724	2	440	0101	Salaries	463,131.81	463,131.81				
725	2	440	0103	Other Personal Services	2,733.00		2,733.00			
726	2	440	0104	Expenses	120,827.38		120,827.38			
727	2	440	0191	Data Processing Services	3,862.27		3,862.27			
728	2	440	0199	Certifications Forward	10,266.84		10,266.84			
729				Total Division of Administration	\$ 1,469,891.83	\$ 1,469,891.83				
Division of Accounting and Auditing:										
730	1	441	0101	Salaries	\$ 2,282,818.95	\$ 2,282,818.95				

**STATEMENT OF FUNCTIONAL DISBURSEMENTS
BY DEPARTMENTS, APPROPRIATIONS, AND ACCOUNTS**

EXPENDITURES						NON-OPERATING EXPENDITURES					Line No.
Public Welfare	Education	Parks, Monuments & Memorials	Correctional Institutions	Retirements, Pensions and Relief Acts	Total Operating Expenditures	Aid to Cities, Counties and Others	Investments	County and Other Debt Service	Transfers, Refunds and Other Non-Operating	Total Non-Operating Expenditures	
					\$ 252,055.00						672
					\$ 502,740.10						673
					\$ 11,418,546.27						674
					96,157.43						675
					2,280,662.33						676
					513,476.59						677
					50,000.00						678
					4,546.13						679
					255.20						680
					804.72						681
					4,644.29						682
					27,982.78						683
					6,034.95						684
					595,210.89						685
					2,987,310.08						686
					607,135.77						687
					1,333,043.55						688
					643,204.45						689
					52,597.68						690
									35,851.16	35,851.16	691
									625,371.55	625,371.55	692
					18,385.55						693
									670,312.77	670,312.77	694
					21,361.71						695
					25,000.00						696
								340,499.68		340,499.68	697
					11,176.00						698
					112,526.82						699
					31,125.89						700
					7,105.32						701
									2,125.00	2,125.00	702
					1,745.57						703
					938,649.62						704
									376,464.09	376,464.09	705
					\$ 21,788,689.59			\$ 340,499.68	\$ 1,710,124.57	\$ 2,050,624.25	706
					\$ 363,666.62						707
					4,463.53						708
					80,614.49						709
					1,801.67						710
					14,940.81						711
					5,942.99						712
					30,618.28						713
					1,263.29						714
									3,638.27	3,638.27	715
					1,146.06						716
					\$ 504,457.74				\$ 3,638.27	\$ 3,638.27	717
					\$ 69,229,155.52		\$ 1,290,000.00	\$ 340,499.68	\$ 7,824,246.94	\$ 9,454,748.62	718
					\$ 751,607.00						719
					87,084.00						720
					13,463.53						721
					15,000.00						722
					1,914.00						723
					463,131.81						724
					2,733.00						725
					120,827.38						726
					3,862.27						727
					10,268.84						728
					\$ 1,469,891.83						729
					\$ 2,282,818.95						730

**STATEMENT OF FUNCTIONAL DISBURSEMENTS
BY DEPARTMENTS, APPROPRIATIONS, AND ACCOUNTS**

Line No.	Fund No.	Dept. and Div. No.	Acct. No.	NAME OF APPROPRIATION OR ACCOUNT	Total Expenditures	OPERATING				
						General Government	Protection to Persons and Property	Hospitals, Health and Sanitation	Development & Conservation of Natural Resources	Highways
440-444 BANKING AND FINANCE, DEPARTMENT OF AND COMPTROLLER (Continued)										
Division of Accounting and Auditing: (Continued)										
731	1	441	0103	Other Personal Services	\$ 40,094.10	\$ 40,094.10				
732	1	441	0104	Expenses	411,184.98	411,184.98				
733	1	441	0106	Operating Capital Outlay	14,803.70	14,803.70				
734	1	441	0191	Data Processing Services	3,140,121.34	3,140,121.34				
735	1	441	0199	Certifications Forward	406,587.86	406,587.86				
Refunds of Overpayment of Taxes—										
736	1	441	0211	Refunds	24,854,767.94					
Reimbursement for Court Costs—										
737	1	441	0411	Refunds	77,030.57					
Payments for Revolving Funds—										
738	1	441	0504	Expenses	532,600.00					
Cancellation and Restorations—										
739	1	441	0692	Reissues	73,642.51					
Florida National Forest Trust Fund—										
740	2	441	0130	Aid to Local Governments	1,327,595.42					
741	2	441	0150	Purchase of Investments	875,000.00					
Flood Control Trust Fund—										
742	2	441	0230	Aid to Local Governments	7,686.56					
Salary Clearing Trust Fund—										
743	2	441	0311	Refunds	3,210,232.22					
Collector of Internal Revenue Clearing Trust Fund—										
744	2	441	0411	Refunds	996,109.47					
745	2	441	0444	Payments to Depositories	208,512,114.12					
Federal Tax Levy Clearing Trust Fund—										
746	2	441	0711	Refunds	4,217.88					
747	2	441	0747	Payments to I.R.S.	145,586.04					
Bargaining Agent Deduction Clearing Trust Fund—										
748	2	441	0847	Special Categories—Payments to Bargaining Agents	1,100,717.15	1,100,717.15				
Charitable Contribution Clearing Trust Fund—										
749	2	441	0947	Special Categories—Payments to Charitable Organizations	21,456.26	21,456.26				
Insurance Clearing Trust Fund—										
750	2	441	1047	Special Categories—Payment to Insurers	1,247,705.56	1,247,705.56				
751	Total Division of Accounting and Auditing				\$ 249,282,072.65	\$ 8,665,489.92				
442 Division of Banking:										
Bank and Trust Company Trust Fund—										
752	2	442	0101	Salaries	\$ 2,223,521.43	\$ 2,223,521.43				
753	2	442	0103	Other Personal Services	14,466.64	14,466.64				
754	2	444	0104	Expenses	610,565.57	610,565.57				
755	2	442	0106	Operating Capital Outlay	14,040.00	14,040.00				
756	2	442	0111	Refunds	3,008.40					
757	2	442	0112	Transfers	405,742.00					
758	2	442	0150	Investments	2,100,000.00					
759	2	442	0199	Certifications Forward	27,018.18	27,018.18				
760	Total Division of Banking				\$ 5,396,362.22	\$ 2,889,611.82				
443 Division of Finance:										
Regulatory Trust Fund—										
761	2	443	0101	Salaries	\$ 1,042,642.30	\$ 1,042,642.30				
762	2	443	0103	Other Personal Services	9,677.87	9,677.87				
763	2	443	0104	Expenses	264,285.38	264,285.38				
764	2	443	0106	Operating Capital Outlay	2,670.78	2,670.78				
765	2	443	0111	Refunds	21,116.00					
766	2	443	0112	Transfers	173,843.00					
767	2	443	0150	Investments	400,000.00					
768	2	443	0191	Data Processing Services	8,204.01	8,204.01				
769	2	443	0199	Certifications Forward	15,068.68	15,068.68				
Abandoned Property Trust Fund—										
770	2	443	0211	Refunds	451,468.62					
771	2	443	0212	Transfers	105,339.12					
772	2	443	0292	Reissues	21,920.50					
Mortgage Brokers Guaranty Trust Fund—										
773	2	443	0310	Special Categories—Claims	7,682.34	7,682.34				
774	2	443	0311	Refunds	5,000.00					
775	2	443	0350	Purchase of Investments	180,000.00					
776	Total Division of Finance				\$ 2,708,918.60	\$ 1,350,231.36				
444 Division of Securities:										
777	1	444	0101	Salaries	\$ 824,466.57	\$ 824,466.57				
778	1	444	0103	Other Personal Services	58,038.98	58,038.98				
779	1	444	0104	Expenses	218,961.85	218,961.85				
780	1	444	0106	Operating Capital Outlay	2,134.18	2,134.18				
781	1	444	0191	Data Processing Services	54,238.00	54,238.00				
782	1	444	0199	Certifications Forward	16,480.62	16,480.62				
Grants and Donations Trust Fund—										
783	2	444	0203	Other Personal Services	7,459.57	7,459.57				
784	2	444	0212	Transfers	34,792.00					

**STATEMENT OF FUNCTIONAL DISBURSEMENTS
BY DEPARTMENTS, APPROPRIATIONS, AND ACCOUNTS**

EXPENDITURES						NON-OPERATING EXPENDITURES					Line No.
Public Welfare	Education	Parks, Monuments & Memorials	Correctional Institutions	Retirements, Pensions and Relief Acts	Total Operating Expenditures	Aid to Cities, Counties and Others	Investments	County and Other Debt Service	Transfers, Refunds and Other Non-Operating	Total Non-Operating Expenditures	
					\$ 40,094.10						731
					411,184.98						732
					14,803.70						733
					3,140,121.34						734
					406,587.86						735
									24,854,767.94	24,854,767.94	736
									77,030.57	77,030.57	737
									532,600.00	532,600.00	738
									73,642.51	73,642.51	739
						1,327,595.42				1,327,595.42	740
							875,000.00			875,000.00	741
							7,686.56			7,686.56	742
									3,210,232.22	3,210,232.22	743
									996,109.47	996,109.47	744
									208,512,114.12	208,512,114.12	745
									4,217.88	4,217.88	746
									145,586.04	145,586.04	747
					1,100,717.15						748
					21,456.28						749
					1,247,705.56						750
					\$ 8,665,489.92	\$ 1,335,281.96	\$ 875,000.00		\$ 238,406,300.75	\$ 240,616,582.73	751
					\$ 2,223,521.43						752
					14,466.64						753
					610,565.57						754
					14,040.00						755
									3,008.40	3,008.40	756
									405,742.00	405,742.00	757
							2,100,000.00			2,100,000.00	758
					27,018.18						759
					\$ 2,889,611.82		\$ 2,100,000.00		\$ 408,750.40	\$ 2,508,750.40	760
					\$ 1,042,642.30						761
					9,677.87						762
					264,285.38						763
					2,670.78						764
									21,116.00	21,116.00	765
									173,843.00	173,843.00	766
							400,000.00			400,000.00	767
					8,204.01						768
					15,066.68						769
									451,468.62	451,468.62	770
									105,339.12	105,339.12	771
									21,920.50	21,920.50	772
					7,682.34						773
									5,000.00	5,000.00	774
							180,000.00			180,000.00	775
					\$ 1,350,231.36		\$ 580,000.00		\$ 778,887.24	\$ 1,358,687.24	776
					\$ 824,466.57						777
					58,038.98						778
					218,961.85						779
					2,134.18						780
					54,238.00						781
					16,480.62						782
					7,459.57						783
									34,792.00	34,792.00	784

**STATEMENT OF FUNCTIONAL DISBURSEMENTS
BY DEPARTMENTS, APPROPRIATIONS, AND ACCOUNTS**

Line No.	Fund No.	Dept. and Div. No.	Acct. No.	NAME OF APPROPRIATION OR ACCOUNT	Total Expenditures	OPERATING				
						General Government	Protection to Persons and Property	Hospitals, Health and Sanitation	Development & Conservation of Natural Resources	Highways
440-444 BANKING AND FINANCE, DEPARTMENT OF AND COMPTROLLER (Continued)										
444 Division of Securities: (Continued)										
Grants and Donations Trust Fund—(Continued)—										
785	2	444	0299	Certifications Forward	\$ 12,675.07	\$	\$ 12,675.07	\$	\$	\$
Securities Guaranty Trust Fund—										
786	2	444	0311	Refunds	2,410.00
787	2	444	0350	Purchase of Investments	120,000.00
788	Total Division of Securities				\$ 1,351,656.84	\$	\$ 1,194,454.84	\$	\$	\$
789	TOTAL DEPARTMENT OF BANKING AND FINANCE AND COMPTROLLER				\$ 260,210,902.14	\$ 10,135,381.75	\$ 5,434,298.02	\$	\$	\$
450-456 STATE, DEPARTMENT OF AND SECRETARY OF STATE										
450 Office of the Secretary and Division of Administrative Services:										
790	1	450	0101	Salaries	\$ 2,002,249.54	\$ 2,002,249.54	\$	\$	\$	\$
791	1	450	0104	Expenses	449,894.11	449,894.11
792	1	450	0106	Operating Capital Outlay	42,107.84	42,107.84
793	1	450	0191	Data Processing Services	2,478.82	2,478.82
794	1	450	0199	Certifications Forward	47,047.65	47,047.65
Flag Trust Fund—										
795	2	450	0204	Expenses	1,222.56	1,222.56
796	2	450	0211	Refunds	10.08
Florida Folk Life Trust Fund—										
797	2	450	0303	Other Personal Services	35,463.33	35,463.33
798	2	450	0304	Expenses	138,578.38	138,578.38
799	2	450	0305	FAP—Payment of Scholarship	3,000.00	3,000.00
800	2	450	0306	Operating Capital Outlay	206.42	206.42
801	2	450	0311	Refunds	1,380.56
802	Total Office of the Secretary and Division of Administrative Services				\$ 2,723,641.29	\$ 2,722,250.65	\$	\$	\$	\$
451 Division of Elections:										
803	1	451	0101	Salaries	\$ 367,753.52	\$ 367,753.52	\$	\$	\$	\$
804	1	451	0103	Other Personal Services	3,284.56	3,284.56
805	1	451	0104	Expenses	101,218.43	101,218.43
806	1	451	0106	Operating Capital Outlay	6,890.94	6,890.94
807	1	451	0110	Special Categories—Elections Investigations and Hearings	29,659.43	29,659.43
808	1	451	0130	Aid to Local Government—Special Elections	191,804.45
809	1	451	0199	Certifications Forward	20,656.67	20,656.67
Publications Revolving Trust Fund—										
810	2	451	0101	Salaries	54,990.95	54,990.95
811	2	451	0103	Other Personal Services	6,557.93	6,557.93
812	2	451	0104	Expenses	222,069.61	222,069.61
813	2	451	0106	Operating Capital Outlay	7,520.63	7,520.63
814	2	451	0111	Refunds	1,064.85
815	2	451	0199	Certifications Forward	42,388.50	42,388.50
816	Total Division of Elections				\$ 1,055,860.47	\$ 862,991.37	\$	\$	\$	\$
452 Division of Archives, History and Record Management:										
817	1	452	0101	Salaries	\$ 1,046,559.81	\$ 1,046,559.81	\$	\$	\$	\$
818	1	452	0103	Other Personal Services	39,007.00	39,007.00
819	1	452	0104	Expenses	163,597.59	163,597.59
820	1	452	0106	Operating Capital Outlay	36,919.84	36,919.84
821	1	452	0148	FCO—Jacksonville Museum of Arts and Sciences	50,000.00	50,000.00
822	1	452	0188	FCO—Aid to Local Government—Southern Historical Museum	75,000.00	75,000.00
823	1	452	0191	Data Processing Services	27,413.10	27,413.10
824	1	452	0196	Certifications Forward—Aid to Local Government	60,000.00
825	1	452	0199	Certifications Forward	28,478.10	28,478.10
Operating Trust Fund—										
826	2	452	0101	Salaries	185,737.00	185,737.00
827	2	452	0103	Other Personal Services	213,685.78	213,685.78
828	2	452	0104	Expenses	134,994.00	134,994.00
829	2	452	0106	Operating Capital Outlay	8,421.45	8,421.45
830	2	452	0111	Refunds	4.70
831	2	452	0112	Transfers	62,075.16
832	2	452	0130	Aid to Local Government	542,869.20
833	2	452	0199	Certifications Forward	25,513.27	25,513.27
Microfilm Revolving Trust Fund—										
834	2	452	0201	Salaries	71,617.86	71,617.86
835	2	452	0203	Other Personal Services	323,854.29	323,854.29
836	2	452	0204	Expenses	214,222.05	214,222.05
837	2	452	0206	Operating Capital Outlay	30,440.04	30,440.04
838	2	452	0299	Certifications Forward	70,387.57	70,387.57
839	Total Division of Archives, History, and Records Management				\$ 3,410,797.81	\$ 2,745,848.75	\$	\$	\$	\$

**STATEMENT OF FUNCTIONAL DISBURSEMENTS
BY DEPARTMENTS, APPROPRIATIONS, AND ACCOUNTS**

EXPENDITURES						NON-OPERATING EXPENDITURES					Line No.
Public Welfare	Education	Parks, Monuments & Memorials	Correctional Institutions	Retirements, Pensions and Relief Acts	Total Operating Expenditures	Aid to Cities, Counties and Others	Investments	County and Other Debt Service	Transfers, Refunds and Other Non-Operating	Total Non-Operating Expenditures	
\$	\$	\$	\$	\$	\$ 12,675.07	\$	\$	\$	\$	\$	785
									2,410.00	2,410.00	786
							120,000.00			120,000.00	787
\$	\$	\$	\$	\$	\$ 1,194,454.84	\$	\$ 120,000.00	\$	\$ 37,202.00	\$ 157,202.00	788
\$	\$	\$	\$	\$	\$ 15,569,679.77	\$ 1,335,281.98	\$ 3,675,000.00	\$	\$ 239,630,940.39	\$ 244,641,222.37	789
\$	\$	\$	\$	\$	\$ 2,002,249.54	\$	\$	\$	\$	\$	790
					449,894.11						791
					42,107.84						792
					2,478.82						793
					47,047.65						794
					1,222.56						795
									10.08	10.08	796
					35,463.33						797
					138,578.38						798
					3,000.00						799
					206.42						800
									1,380.56	1,380.56	801
\$	\$	\$	\$	\$	\$ 2,722,250.65	\$	\$	\$	\$ 1,390.64	\$ 1,390.64	802
\$	\$	\$	\$	\$	\$ 367,753.52	\$	\$	\$	\$	\$	803
					3,284.56						804
					101,218.43						805
					6,690.94						806
					29,659.43						807
					20,656.87				191,804.45	191,804.45	808
					54,990.95						809
					6,557.93						810
					222,069.61						811
					7,520.63						812
					42,388.50				1,064.65	1,064.65	813
											814
\$	\$	\$	\$	\$	\$ 862,991.37	\$	\$	\$	\$ 192,869.10	\$ 192,869.10	815
\$	\$	\$	\$	\$	\$ 1,046,559.81	\$	\$	\$	\$	\$	816
					39,007.00						817
					163,597.59						818
					36,919.84						819
					50,000.00						820
					75,000.00						821
					27,413.10						822
					28,478.10				60,000.00	60,000.00	823
					185,737.00						824
					213,685.78						825
					134,994.00						826
					8,421.45						827
									4.70	4.70	828
									62,075.16	62,075.16	829
									542,869.20	542,869.20	830
					25,513.27						831
					71,617.86						832
					323,854.29						833
					214,222.05						834
					30,440.04						835
					70,387.57						836
\$	\$	\$	\$	\$	\$ 2,745,848.75	\$	\$	\$	\$ 664,949.06	\$ 664,949.06	837

**STATEMENT OF FUNCTIONAL DISBURSEMENTS
BY DEPARTMENTS, APPROPRIATIONS, AND ACCOUNTS**

Line No.	Fund No.	Dept. and Div. No.	Acct. No.	NAME OF APPROPRIATION OR ACCOUNT	Total Expenditures	OPERATING				
						General Government	Protection to Persons and Property	Hospitals, Health and Sanitation	Development & Conservation of Natural Resources	Highways
		450-456		STATE, DEPARTMENT OF AND SECRETARY OF STATE (Continued)						
		453		Division of Corporations:						
840	1	453	0101	Salaries	\$ 953,502.33	\$ 953,502.33				
841	1	453	0103	Other Personal Services	33,950.02	33,950.02				
842	1	453	0104	Expenses	246,350.14	246,350.14				
843	1	453	0106	Operating Capital Outlay	77,581.44	77,581.44				
844	1	453	0191	Data Processing Services	505,856.89	505,856.89				
845	1	453	0199	Certifications Forward	53,376.76	53,376.76				
846				Total Division of Corporations	\$ 1,870,617.58	\$ 1,870,617.58				
		454		Division of Library Services:						
847	1	454	0101	Salaries	\$ 675,043.12					
848	1	454	0103	Other Personal Services	15,916.62					
849	1	454	0104	Expenses	85,040.60					
850	1	454	0106	Operating Capital Outlay	55,797.50					
851	1	454	0130	Aid to Local Government—Library Grants	3,251,692.00					
852	1	454	0135	Aid to Local Government—Construction Grants	1,216.29					
853	1	454	0136	Aid to Local Government—Construction Grants	153,860.00					
854	1	454	0137	Aid to Local Government—Construction Grants	60,000.00					
855	1	454	0199	Certifications Forward	6,182.29					
				Libraries Services Trust Fund—						
856	2	454	0101	Salaries	59,067.39					
857	2	454	0103	Other Personal Services	300.00					
858	2	454	0104	Expenses	49,942.88					
859	2	454	0106	Operating Capital Outlay	205,145.68					
860	2	454	0112	Transfers	337,209.00					
861	2	454	0130	Aid to Local Government—Library Grants	1,028,305.90					
862	2	454	0196	Certifications Forward—Aid to Local Government	524,571.56					
863	2	454	0199	Certifications Forward	113,467.57					
864				Total Division of Library Services	\$ 6,622,738.40					
		455		Division of Cultural Affairs:						
				Office of Division Director—						
865	1	455	0101	Salaries	\$ 101,161.81			\$ 101,161.81		
866	1	455	0104	Expenses	32,491.16			32,491.16		
867	1	455	0106	Operating Capital Outlay	1,812.49			1,812.49		
868	1	455	0130	Aid to Local Government—Art Grants	1,376,426.43					
869	1	455	0196	Certifications Forward—Aid to Local Governments	60,979.41					
870	1	455	0199	Certifications Forward	4,660.62			4,660.62		
				Historic Pensacola Preservation—						
871	1	455	0401	Salaries	232,147.82			232,147.82		
872	1	455	0499	Certifications Forward	4,658.31			4,658.31		
				Historic St. Augustine Preservation—						
873	1	455	0501	Salaries	311,543.89			311,543.89		
874	1	455	0599	Certifications Forward	7,649.69			7,649.69		
				Ringling Museum of Art—						
875	1	455	0601	Salaries	907,867.60					
876	1	455	0603	Other Personal Services	17,761.17					
877	1	455	0604	Expenses	186,353.24					
878	1	455	0606	Operating Capital Outlay	2,206.89					
879	1	455	0610	Special Categories—Restoration and Conservation of Artworks	34,826.85					
880	1	455	0699	Certifications Forward	22,791.94					
				Stephen Foster Memorial—						
881	1	455	0799	Certifications Forward	5,172.16					
				Asolo State Theatre—						
882	1	455	0804	Expenses	446,250.00					
				Historic Tallahassee Preservation Board—						
883	1	455	0901	Salaries	65,477.59			65,477.59		
884	1	455	0904	Expenses	13,988.83			13,988.83		
885	1	455	0906	Operating Capital Outlay	1,299.00			1,299.00		
886	1	455	0999	Certifications Forward	681.58			681.58		
				Historic Key West Preservation Board—						
887	1	455	1001	Salaries	31,749.51			31,749.51		
				Historic Tampa/Hillsborough County—Preservation Board—						
888	1	455	1101	Salaries	57,510.79			57,510.79		
				Historic Boca Raton Preservation Board—						
889	1	455	1201	Salaries	13,569.47			13,569.47		
				Historic Broward County Preservation Board—						
890	1	455	1309	Lump Sum	8,966.24			8,966.24		
891	1	455	1399	Certifications Forward	9,308.41			9,308.41		
				Fine Arts Council Trust Fund—						
892	2	455	0101	Salaries	59,079.17			59,079.17		
893	2	455	0103	Other Personal Services	11,477.88			11,477.88		
894	2	455	0104	Expenses	48,200.22			48,200.22		
895	2	455	0106	Operating Capital Outlay	1,245.00			1,245.00		
896	2	455	0111	Refunds	21,683.74					
897	2	455	0130	Aid to Local Government—Fine Arts	370,683.00					
898	2	455	0196	Certifications Forward—Aid to Local Government	56,670.40					
899	2	455	0199	Certifications Forward	3,016.37			3,016.37		

**STATEMENT OF FUNCTIONAL DISBURSEMENTS
BY DEPARTMENTS, APPROPRIATIONS, AND ACCOUNTS**

EXPENDITURES						NON-OPERATING EXPENDITURES					Line No.
Public Welfare	Education	Parks, Monuments & Memorials	Correctional Institutions	Retirements, Pensions and Relief Acts	Total Operating Expenditures	Aid to Cities, Counties and Others	Investments	County and Other Debt Service	Transfers, Refunds and Other Non-Operating	Total Non-Operating Expenditures	
\$	\$	\$	\$	\$	\$ 953,502.33	\$	\$	\$	\$	\$	840
					33,950.02						841
					246,350.14						842
					77,581.44						843
					505,856.89						844
					53,376.76						845
\$	\$	\$	\$	\$	\$ 1,870,617.58	\$	\$	\$	\$	\$	846
\$	\$ 675,043.12	\$	\$	\$	\$ 675,043.12	\$	\$	\$	\$	\$	847
	15,916.62				15,916.62						848
	85,040.60				85,040.60						849
	55,797.50				55,797.50						850
						3,251,692.00				3,251,692.00	851
						1,216.29				1,216.29	852
						153,860.00				153,860.00	853
						60,000.00				60,000.00	854
	8,162.29				8,162.29						855
	59,067.39				59,067.39						856
	300.00				300.00						857
	49,942.88				49,942.88						858
	205,145.68				205,145.68						859
								337,209.00		337,209.00	860
						1,028,305.90				1,028,305.90	861
						524,571.56				524,571.56	862
	113,467.57				113,467.57						863
\$	\$ 1,265,883.65	\$	\$	\$	\$ 1,265,883.65	\$ 5,019,645.75	\$	\$	\$ 337,209.00	\$ 5,356,854.75	864
\$	\$	\$	\$	\$	\$ 101,161.81	\$	\$	\$	\$	\$	865
					32,491.16						866
					1,812.49						867
								1,376,428.43		1,376,428.43	868
								60,979.41		60,979.41	869
					4,660.82						870
					232,147.82						871
					4,658.31						872
					311,543.89						873
					7,649.69						874
	907,867.60				907,867.60						875
	17,761.17				17,761.17						876
	186,353.24				186,353.24						877
	2,206.89				2,206.89						878
	34,826.85				34,826.85						879
	22,791.94				22,791.94						880
		5,172.18			5,172.18						881
	446,250.00				446,250.00						882
					65,477.59						883
					13,988.83						884
					1,299.00						885
					681.58						886
					31,749.51						887
					57,510.79						888
					13,589.47						889
					8,966.24						890
					9,308.41						891
					59,079.17						892
					11,477.88						893
					48,200.22						894
					1,245.00						895
								21,683.74		21,683.74	896
								370,683.00		370,683.00	897
								56,670.40		56,670.40	898
					3,016.37						899

**STATEMENT OF FUNCTIONAL DISBURSEMENTS
BY DEPARTMENTS, APPROPRIATIONS, AND ACCOUNTS**

Line No.	Fund No.	Dept. and Div. No.	Acct. No.	NAME OF APPROPRIATION OR ACCOUNT	Total Expenditures	OPERATING				
						General Government	Protection to Persons and Property	Hospitals, Health and Sanitation	Development & Conservation of Natural Resources	Highways
		450-456	STATE, DEPARTMENT OF AND SECRETARY OF STATE (Continued)							
		455	Division of Cultural Affairs: (Continued)							
			Historic Pensacola Preservation—Operating Trust Fund—							
900	2	455	0203	Other Personal Services	\$ 20,265.02				\$ 20,265.02	
901	2	455	0204	Expenses	69,584.74				69,584.74	
902	2	455	0206	Operating Capital Outlay	10,902.25				10,902.25	
903	2	455	0208	Fixed Capital Outlay	7,300.36				7,300.36	
904	2	455	0218	FCO—Air Conditioning of Transportation Museum	4,557.00				4,557.00	
905	2	455	0299	Certifications Forward	4,746.15				4,746.15	
			Ringling Museum of Art—Incidental Trust Fund—							
906	2	455	0301	Salaries	188,531.28					
907	2	455	0303	Other Personal Services	103,678.57					
908	2	455	0304	Expenses	586,156.34					
909	2	455	0306	Operating Capital Outlay	46,157.02					
910	2	455	0311	Refunds	10,400.25					
911	2	455	0392	Reissues	9.00					
912	2	455	0399	Certifications Forward	65,494.76					
			Ringling Museum of Art—Investment Trust Fund—							
913	2	455	0403	Other Personal Services	20,813.42					
914	2	455	0406	Operating Capital Outlay	77,229.35					
915	2	455	0499	Certifications Forward	6,634.16					
			Historic St. Augustine Preservation—Operating Trust Fund—							
916	2	455	0501	Salaries	23,432.00				23,432.00	
917	2	455	0503	Other Personal Services	123,330.04				123,330.04	
918	2	455	0504	Expenses	105,337.70				105,337.70	
919	2	455	0506	Operating Capital Outlay	9,822.42				9,822.42	
920	2	455	0506	Fixed Capital Outlay	89,815.79				89,815.79	
921	2	455	0511	Refunds	5,226.24					
922	2	455	0599	Certifications Forward	15,865.70				15,865.70	
			Stephen Foster Memorial—Operating Trust Fund—							
923	2	455	0612	Transfers	55,154.00					
924	2	455	0692	Reissues	75.00					
925	2	455	0699	Certifications Forward	11,883.71					
			Historic Tallahassee Preservation—Operating Trust Fund—							
926	2	455	0903	Other Personal Services	9,817.35				9,817.35	
927	2	455	0904	Expenses	11,837.52				11,837.52	
928	2	455	0906	Operating Capital Outlay	968.24				968.24	
929	2	455	0908	Fixed Capital Outlay	443.74				443.74	
930	2	455	0912	Transfers	178.56					
931	2	455	0999	Certifications Forward	2,589.75				2,589.75	
			Historic Key West Preservation—Operating Trust Fund—							
932	2	455	1003	Other Personal Services	12,970.84				12,970.84	
933	2	455	1004	Expenses	17,110.89				17,110.89	
934	2	455	1006	Operating Capital Outlay	530.28				530.28	
935	2	455	1099	Certifications Forward	844.00				844.00	
			Historic Tampa/Hillsborough County Preservation—Operating Trust Fund—							
936	2	455	1103	Other Personal Services	41,345.32				41,345.32	
937	2	455	1104	Expenses	24,051.45				24,051.45	
938	2	455	1106	Operating Capital Outlay	779.60				779.60	
939	2	455	1199	Certifications Forward	5,288.75				5,288.75	
			Historic Boca Raton Preservation Board—Operating Trust Fund—							
940	2	455	1203	Other Personal Services	702.28				702.28	
941	2	455	1204	Expenses	1,265.70				1,265.70	
			Grants and Donations Trust Fund—							
942	2	455	1310	Special Categories—Emergency School Aid Act	96,863.83					
943					Total Division of Cultural Affairs	\$ 6,423,581.07			\$ 1,637,220.73	
		456	Division of Licensing:							
944	1	456	0101	Salaries	\$ 256,871.05	\$ 256,871.05				
945	1	456	0104	Expenses	121,572.10	121,572.10				
946	1	456	0106	Operating Capital Outlay	2,654.73	2,654.73				
947	1	456	0199	Certifications Forward	6,178.42	6,178.42				
			Private Investigative Agency Licensing Law—Trust Fund—							
948	2	456	0104	Expenses	37,430.54	37,430.54				
949	2	456	0106	Operating Capital Outlay	459.27	459.27				
950	2	456	0111	Refunds	260.00					
951	2	456	0112	Transfers	8,809.37					
952	2	456	0199	Certifications Forward	3,436.54	3,436.54				
953					Total Division of Licensing	\$ 437,672.02	\$ 428,602.65			
954					TOTAL DEPARTMENT OF STATE AND SECRETARY OF STATE	\$ 22,544,908.64	\$ 8,630,311.00		\$ 1,637,220.73	
		471-473	COMMERCE, DEPARTMENT OF							
		471	Office of the Secretary and Administrative Services:							
955	1	471	0101	Salaries	\$ 511,704.24	\$ 511,704.24				
956	1	471	0103	Other Personal Services	4,112.30	4,112.30				
957	1	471	0104	Expenses	78,055.19	78,055.19				
958	1	471	0106	Operating Capital Outlay	18,973.49	18,973.49				

**STATEMENT OF FUNCTIONAL DISBURSEMENTS
BY DEPARTMENTS, APPROPRIATIONS, AND ACCOUNTS**

EXPENDITURES						NON-OPERATING EXPENDITURES					Line No.
Public Welfare	Education	Parks, Monuments & Memorials	Correctional Institutions	Retirements, Pensions and Relief Acts	Total Operating Expenditures	Aid to Cities, Counties and Others	Investments	County and Other Debt Service	Transfers, Refunds and Other Non-Operating	Total Non-Operating Expenditures	
					\$ 20,265.02						900
					69,584.74						901
					10,902.25						902
					7,300.36						903
					4,557.00						904
					4,746.15						905
	188,531.28				188,531.28						906
	103,878.57				103,878.57						907
	586,156.34				586,156.34						908
	46,157.02				46,157.02						909
									10,400.25	10,400.25	910
									9.00	9.00	911
	65,494.76				65,494.76						912
	20,813.42				20,813.42						913
	77,229.35				77,229.35						914
	6,634.16				6,634.16						915
					23,432.00						916
					123,330.04						917
					105,337.70						918
					9,822.42						919
					89,815.79						920
					15,865.70				5,226.24	5,226.24	921
											922
									55,154.00	55,154.00	923
									75.00	75.00	924
		11,883.71			11,883.71						925
					9,817.35						926
					11,837.52						927
					968.24						928
					443.74						929
					2,589.75				178.56	178.56	930
											931
					12,970.84						932
					17,110.89						933
					530.28						934
					844.00						935
					41,345.32						936
					24,051.45						937
					779.60						938
					5,286.75						939
					702.28						940
					1,265.70						941
						96,863.83				96,863.83	942
\$	\$ 2,712,952.59	\$ 17,055.89	\$	\$	\$ 4,367,229.21	\$ 96,863.83	\$	\$	\$ 1,957,488.03	\$ 2,056,351.86	943
					256,871.05						944
					121,572.10						945
					2,654.73						946
					6,178.42						947
					37,430.54						948
					459.27						949
									260.00	260.00	950
									8,809.37	8,809.37	951
					3,436.54						952
\$	\$	\$	\$	\$	\$ 428,602.65	\$	\$	\$	\$ 9,069.37	\$ 9,069.37	953
\$	\$ 3,978,836.24	\$ 17,055.89	\$	\$	\$ 14,263,423.86	\$ 5,118,509.58	\$	\$	\$ 3,162,975.20	\$ 8,281,484.78	954
					511,704.24						955
					4,112.30						956
					78,055.19						957
					18,973.49						958

STATEMENT OF FUNCTIONAL DISBURSEMENTS BY DEPARTMENTS, APPROPRIATIONS, AND ACCOUNTS

Line No.	Fund No.	Dept. and Div. No.	Acct. No.	NAME OF APPROPRIATION OR ACCOUNT	Total Expenditures	OPERATING				
						General Government	Protection to Persons and Property	Hospitals, Health and Sanitation	Development & Conservation of Natural Resources	Highways
471-473 COMMERCE, DEPARTMENT OF (Continued)										
Office of the Secretary and Administrative Services: (Continued)										
959	1	471	0199	Certifications Forward	\$ 10,505.15	\$ 10,505.15	\$	\$	\$	\$
960	2	471	0101	Administrative Trust Fund—Salaries	3,000.00	3,000.00				
961				Total Office of the Secretary and Administrative Services	\$ 624,350.37	\$ 624,350.37	\$	\$	\$	\$
Division of Tourism:										
962	1	472	0101	Salaries	\$ 1,240,159.75				\$ 1,240,159.75	\$
963	1	472	0103	Other Personal Services	155,102.47				155,102.47	
964	1	472	0104	Expenses	551,487.03				551,487.03	
965	1	472	0106	Operating Capital Outlay	32,481.39				32,481.39	
966	1	472	0120	Special Categories—Paid Advertising	2,418,455.71				2,418,455.71	
967	1	472	0140	Special Categories—Advertising Pamphlets and Materials	317,140.27				317,140.27	
968	1	472	0160	Special Categories—Promotion	340,355.75				340,355.75	
969	1	472	0199	Certifications Forward	440,900.90				440,900.90	
Grants and Donations Trust Fund—										
	2	472	0108	FCO—Solar Energy Heating and Cooling Systems for Welcome Centers	7,814.37				7,814.37	
970										
971	2	472	0111	Refunds	8,055.97					
972	2	472	0199	Certifications Forward	2,746.28				2,746.28	
973				Total Division of Tourism	\$ 5,514,699.89	\$	\$	\$	\$ 5,506,643.92	\$
Division of Economic Development:										
974	1	473	0101	Salaries	\$ 1,422,102.02				\$ 1,422,102.02	\$
975	1	473	0103	Other Personal Services	228,578.39				228,578.39	
976	1	473	0104	Expenses	717,221.02				717,221.02	
977	1	473	0106	Operating Capital Outlay	21,014.60				21,014.60	
978	1	473	0120	Paid Advertising and Promotion	495,844.42				495,844.42	
979	1	473	0199	Certifications Forward	515,315.55				515,315.55	
Grants and Donations Trust Fund—										
980	2	473	0101	Salaries	283,249.14				283,249.14	
981	2	473	0103	Other Personal Services	29,129.50				29,129.50	
982	2	473	0104	Expenses	19,626.67				19,626.67	
983	2	473	0106	Operating Capital Outlay	1,316.71				1,316.71	
984	2	473	0111	Refunds	482.00					
985	2	473	0112	Transfers	31,391.08					
986	2	473	0199	Certifications Forward	1,384.16				1,384.16	
987				Total Division of Economic Development	\$ 3,766,655.26	\$	\$	\$	\$ 3,734,782.18	\$
988				TOTAL DEPARTMENT OF COMMERCE	\$ 9,905,705.52	\$ 624,350.37	\$	\$	\$ 9,241,426.10	\$
481-499 EDUCATION, DEPARTMENT OF AND COMMISSIONER OF EDUCATION										
Office of the Deputy Commissioner for Educational Management:										
989	1	481	0101	Salaries	\$ 1,141,728.65				\$	\$
990	1	481	0103	Other Personal Services	81,310.48					
991	1	481	0104	Expenses	390,613.63					
992	1	481	0106	Operating Capital Outlay	3,166.54					
993	1	481	0120	Special Categories—Educational Resources—Computer Project	345,408.47					
994	1	481	0121	Special Categories—State Universities Technical Assistance	45,793.01					
995	1	481	0122	Special Categories—Uniform Coordinated System of Vocational Education	39,137.00					
996	1	481	0123	Special Categories—Auxiliary Learning Aids for Post-Secondary Handicapped Students	38,465.09					
997	1	481	0124	Special Categories—Migrant Education Programs	1,987,566.83					
998	1	481	0125	Special Categories—Post-Secondary Education Evaluation and Long Range Planning	200,000.00					
999	1	481	0126	Special Categories—Higher Education—Equality of Access and Opportunity	284,000.00					
1000	1	481	0126	FCO—Special School Maintenance	21,800,000.00					
1001	1	481	0130	Aid to Local Government—Community Instructional Services	5,111,970.00					
1002	1	481	0190	Special Categories—Florida Council on Economic Education	200,000.00					
1003	1	481	0199	Certifications Forward	749,335.04					
1004	1	481	0210	Special Categories—Mission and Role of Florida School for the Deaf and Blind	25,684.99					
1005	1	481	0230	Special Categories—Education Index Project	58,282.00					
Facilities Construction Administrative Trust Fund—										
1006	2	481	0201	Salaries	1,074,337.50					
1007	2	481	0203	Other Personal Services	15,853.09					
1008	2	481	0204	Expenses	164,575.13					
1009	2	481	0206	Operating Capital Outlay	7,486.37					
1010	2	481	0210	Special Categories—Energy Effectiveness and Efficiency Study	45,000.00					
1011	2	481	0211	Refunds	4,450.00					
1012	2	481	0212	Transfers	33,405.62					
1013	2	481	0250	Investments	500,000.00					
1014	2	481	0299	Certifications Forward	49,217.89					
Educational Media and Technology Trust Fund—										
1015	2	481	1212	Transfers	13,177.50					
1016	2	481	1250	Investments	19,000.00					

**STATEMENT OF FUNCTIONAL DISBURSEMENTS
BY DEPARTMENTS, APPROPRIATIONS, AND ACCOUNTS**

EXPENDITURES						NON-OPERATING EXPENDITURES					Line No.
Public Welfare	Education	Parks, Monuments & Memorials	Correctional Institutions	Retirements, Pensions and Relief Acts	Total Operating Expenditures	Aid to Cities, Counties and Others	Investments	County and Other Debt Service	Transfers, Refunds and Other Non-Operating	Total Non-Operating Expenditures	
\$	\$	\$	\$	\$	\$ 10,505.15	\$	\$	\$	\$	\$	959
					3,000.00						960
\$	\$	\$	\$	\$	\$ 624,350.37	\$	\$	\$	\$	\$	961
\$	\$	\$	\$	\$	\$ 1,240,159.75	\$	\$	\$	\$	\$	962
					155,102.47						963
					551,487.03						964
					32,481.39						965
					2,418,455.71						966
					317,140.27						967
					340,355.75						968
					440,900.90						969
					7,814.37						970
					2,746.28				8,055.97	8,055.97	971
\$	\$	\$	\$	\$	\$ 5,506,643.92	\$	\$	\$	\$ 8,055.97	\$ 8,055.97	972
\$	\$	\$	\$	\$	\$ 5,506,643.92	\$	\$	\$	\$ 8,055.97	\$ 8,055.97	973
\$	\$	\$	\$	\$	\$ 1,422,102.02	\$	\$	\$	\$	\$	974
					228,578.39						975
					717,221.02						976
					21,014.60						977
					495,844.42						978
					515,315.55						979
					283,249.14						980
					29,129.50						981
					19,626.67						982
					1,316.71						983
									482.00	482.00	984
									31,391.08	31,391.08	985
					1,384.16						986
\$	\$	\$	\$	\$	\$ 3,734,782.16	\$	\$	\$	\$ 31,873.08	\$ 31,873.08	987
\$	\$	\$	\$	\$	\$ 9,865,776.47	\$	\$	\$	\$ 39,929.05	\$ 39,929.05	988
\$	\$ 1,141,728.65	\$	\$	\$	\$ 1,141,728.65	\$	\$	\$	\$	\$	989
	81,310.46				81,310.46						990
	390,613.63				390,613.63						991
	3,166.54				3,166.54						992
	345,408.47				345,408.47						993
	45,793.01				45,793.01						994
	39,137.00				39,137.00						995
	38,465.09				38,465.09						996
	1,987,566.83				1,987,566.83						997
	200,000.00				200,000.00						998
	284,000.00				284,000.00						999
	21,800,000.00				21,800,000.00						1000
	200,000.00				200,000.00				5,111,970.00	5,111,970.00	1001
	749,335.04				749,335.04						1002
	25,684.99				25,684.99						1003
	58,282.00				58,282.00						1004
	1,074,337.50				1,074,337.50						1005
	15,853.09				15,853.09						1006
	164,575.13				164,575.13						1007
	7,486.37				7,486.37						1008
	45,000.00				45,000.00						1009
									4,450.00	4,450.00	1010
									33,405.62	33,405.62	1011
							500,000.00			500,000.00	1012
	49,217.89				49,217.89						1013
									13,177.50	13,177.50	1014
							19,000.00			19,000.00	1015
											1016

**STATEMENT OF FUNCTIONAL DISBURSEMENTS
BY DEPARTMENTS, APPROPRIATIONS, AND ACCOUNTS**

Line No.	Fund No.	Dept. and Div No.	Acct. No.	NAME OF APPROPRIATION OR ACCOUNT	Total Expenditures	OPERATING					
						General Government	Protection to Persons and Property	Hospitals, Health and Sanitation	Development & Conservation of Natural Resources	Highways	
		481-499	EDUCATION, DEPARTMENT OF AND COMMISSIONER OF EDUCATION (Continued)								
		481	Office of the Deputy Commissioner for Educational Management: (Continued)								
			Educational Aids Trust Fund—								
1017	2	481	1601	Salaries	\$ 37,638.04	\$	\$	\$	\$	\$	
1018	2	481	1603	Other Personal Services	95,195.59	
1019	2	481	1604	Expenses	34,287.82	
1020	2	481	1612	Transfers	4,238.00	
1021	2	481	1699	Certifications Forward	56,570.99	
			Public Education Capital Outlay and Debt Service Trust Fund—								
1022	2	481	2408	Capital Outlay—Distribution to Junior Colleges	37,622,567.00	
1023	2	481	2410	Revenue Bonds—Fiscal Agents and Other Charges	50,000.00	
1024	2	481	2412	Transfers	596,335.00	
1025	2	481	2418	FCO—To Board of Regents of the State University System	47,011,791.00	
1026	2	481	2428	FCO—Distribution to Area Vocational Schools	12,471,010.67	
1027	2	481	2438	FCO—Distribution to District School Boards	122,269,780.00	
1028	2	481	2448	FCO—Distribution to School for the Deaf and Blind	402,087.24	
1029	2	481	2450	SBA—Investments	81,000,000.00	
1030	2	481	2466	FCO—Community Education Facilities	841,000.00	
1031	2	481	2478	FCO—To the State Board of Education for Public Broadcasting	2,444,393.74	
			Public Education Capital Outlay and Debt Service Trust Fund—								
1032	2	481	2508	Special Facility Construction	11,298,061.00	
1033	2	481	2538	WPBT—Miami	198,510.80	
1034	2	481	2558	Verle A. Pope Memorial Complex—Deaf and Blind School	1,685,715.04	
				Distribution to State Board of Education for							
				Master Plans for Branches	69,773.00	
1036	2	481	2578	Distribution to State Board of Education for Television Programs	91,167.70	
1037	2	481	2606	Division of Community Colleges—Library Books	570,059.00	
1038	2	481	2638	Board of Regents Capitol Improvement Fee	2,815,917.00	
1039	2	481	2658	To the School Board of Hardee	225,000.00	
			School District and Junior College District Capital Outlay and Debt Service Trust Fund—								
1040	2	481	3012	Transfers	969,936.63	
				Aid to Local Governments—School Districts and							
				Community Colleges	18,737,919.85	
1042	2	481	3050	Purchase of Investments	57,434,383.64	
1043	2	481	3064	Distribution to Districts	2,057,530.82	
			Total Office of the Deputy Commissioner for Educational Management			\$ 435,519,834.38	\$	\$	\$	\$	\$
			Office of the Deputy Commissioner for Administration:								
1045	1	482	0101	Salaries	\$ 1,835,492.90	\$	\$	\$	\$	\$	
1046	1	482	0103	Other Personal Services	20,105.41	
1047	1	482	0104	Expenses	414,099.01	
1048	1	482	0106	Operating Capital Outlay	33,607.08	
				Special Categories—Management Information System	
1049	1	482	0110	Enhancement Plan	259,379.40	
1050	1	482	0120	Special Categories—Litigation Expense	7,619.58	
1051	1	482	0191	Data Processing Services	720,735.50	
1052	1	482	0199	Certifications Forward	30,190.98	
			Knott Data Center—Working Capital Trust Fund—								
1053	2	482	1001	Salaries	837,826.66	837,826.66	
1054	2	482	1003	Other Personal Services	3,112.74	3,112.74	
1055	2	482	1004	Expenses	350,807.89	350,807.89	
1056	2	482	1006	Operating Capital Outlay	20,071.17	20,071.17	
1057	2	482	1099	Certifications Forward	22,389.74	22,389.74	
			Educational Aids Trust Fund—								
1058	2	482	1603	Other Personal Services	43,173.13	
1059	2	482	1691	Data Processing Service	480,461.25	
1060	2	482	1699	Certifications Forward	102,556.52	
			Total Office of the Deputy Commissioner for Administration			\$ 5,181,628.96	\$ 1,234,208.20	\$	\$	\$	\$
			Office of the Deputy Commissioner for Special Programs:								
1062	1	483	0101	Salaries	\$ 857,923.78	\$	\$	\$	\$	\$	
1063	1	483	0103	Other Personal Services	116,233.97	
1064	1	483	0104	Expenses	502,478.63	
1065	1	483	0106	Operating Capital Outlay	108,527.01	
1066	1	483	0199	Certifications Forward	63,253.40	
1067	1	483	0210	Special Categories—Public Broadcasting	4,180,041.42	
1068	1	483	0220	Special Categories—Instructional Television—Program Acquisition	167,207.00	
1069	1	483	0221	Special Categories—Public Broadcasting Programming Study	5,000.00	
1070	1	483	0222	Special Categories—Community Colleges Student Competencies	50,175.93	
1071	1	483	0223	Special Categories—Alternative Models	43,750.00	
1072	1	483	0224	Special Categories—Capital Technical Center	149,455.77	
1073	1	483	0225	Financial Assistance Payments—Seminole Indian Scholars	1,150.00	
1074	1	483	0235	Financial Assistance Payments—Exceptional Child Scholarship	57,507.00	
1075	1	483	0240	Special Categories—Development of Teacher Competency Test	173,577.01	
1076	1	483	0245	Financial Assistance Payments—Children of Deceased Veterans	33,240.75	
1077	1	483	0255	Financial Assistance Payments—Florida Student Assistance Grants	7,578,161.42	

**STATEMENT OF FUNCTIONAL DISBURSEMENTS
BY DEPARTMENTS, APPROPRIATIONS, AND ACCOUNTS**

EXPENDITURES						NON-OPERATING EXPENDITURES					Line No.
Public Welfare	Education	Parks, Monuments & Memorials	Correctional Institutions	Retirements, Pensions and Relief Acts	Total Operating Expenditures	Aid to Cities, Counties and Others	Investments	County and Other Debt Service	Transfers, Refunds and Other Non-Operating	Total Non-Operating Expenditures	
\$	\$ 37,638.04	\$	\$	\$	\$ 37,638.04	\$	\$	\$	\$	\$	1017
	95,195.59				95,195.59						1018
	34,287.82				34,287.82						1019
	56,570.99				56,570.99				4,238.00	4,238.00	1020
											1021
						37,622,567.00				37,622,567.00	1022
	50,000.00				50,000.00						1023
									596,335.00	596,335.00	1024
									47,011,791.00	47,011,791.00	1025
						12,471,010.67				12,471,010.67	1026
						122,269,780.00				122,269,780.00	1027
						402,087.24				402,087.24	1028
							81,000,000.00			81,000,000.00	1029
							841,000.00			841,000.00	1030
	2,444,393.74				2,444,393.74						1031
	11,298,061.00				11,298,061.00						1032
	198,510.80				198,510.80						1033
	1,685,715.04				1,685,715.04						1034
	69,773.00				69,773.00						1035
	91,167.70				91,167.70						1036
	570,059.00				570,059.00						1037
	225,000.00				225,000.00				2,815,917.00	2,815,917.00	1038
											1039
									969,936.63	969,936.63	1040
									18,737,919.85	18,737,919.85	1041
							57,434,383.64			57,434,383.64	1042
						2,057,530.82				2,057,530.82	1043
\$	\$ 45,603,334.41	\$	\$	\$	\$ 45,603,334.41	\$ 175,663,975.73	\$ 138,953,383.64	\$	\$ 75,299,140.60	\$ 389,916,499.97	1044
\$	\$ 1,835,492.90	\$	\$	\$	\$ 1,835,492.90	\$	\$	\$	\$	\$	1045
	20,105.41				20,105.41						1046
	414,099.01				414,099.01						1047
	33,607.08				33,607.08						1048
	259,379.40				259,379.40						1049
	7,619.58				7,619.58						1050
	720,735.50				720,735.50						1051
	30,190.98				30,190.98						1052
						637,826.66					1053
						3,112.74					1054
						350,807.89					1055
						20,071.17					1056
						22,389.74					1057
	43,173.13				43,173.13						1058
	480,461.25				480,461.25						1059
	102,556.52				102,556.52						1060
\$	\$ 3,947,420.76	\$	\$	\$	\$ 5,181,828.96	\$	\$	\$	\$	\$	1061
\$	\$ 857,923.78	\$	\$	\$	\$ 857,923.78	\$	\$	\$	\$	\$	1062
	116,233.97				116,233.97						1063
	502,478.63				502,478.63						1064
	108,527.01				108,527.01						1065
	63,253.40				63,253.40						1066
	4,180,041.42				4,180,041.42						1067
	167,207.00				167,207.00						1068
	5,000.00				5,000.00						1069
	50,175.93				50,175.93						1070
	43,750.00				43,750.00						1071
	149,455.77				149,455.77						1072
	1,150.00				1,150.00						1073
	57,507.00				57,507.00						1074
	173,577.01				173,577.01						1075
	33,240.75				33,240.75						1076
	7,578,161.42				7,578,161.42						1077

**STATEMENT OF FUNCTIONAL DISBURSEMENTS
BY DEPARTMENTS, APPROPRIATIONS, AND ACCOUNTS**

Line No.	Fund No.	Dept. and Div. No.	Acct. No.	NAME OF APPROPRIATION OR ACCOUNT	Total Expenditures	OPERATING				
						General Government	Protection to Persons and Property	Hospitals, Health and Sanitation	Development & Conservation of Natural Resources	Highways
		481-499		EDUCATION, DEPARTMENT OF AND COMMISSIONER OF EDUCATION (Continued)						
		483		Office of the Deputy Commissioner for Special Programs: (Continued)						
		483	0255	Financial Assistance Payments—Tuition Assistance—						
1078	1	483	0255	Private Post-Secondary	\$ 2,394,329.25	\$	\$	\$	\$	\$
1079	1	483	0296	Certifications Forward—Instructional Television Equipment	94,464.15
1080	1	483	0299	Certifications Forward	461,060.50
		483	0418	Blind Services—Vocational Rehabilitative Services—						
1081	1	483	0418	FCO—Instructional Television Equipment Grants	191,995.57
1082	1	483	0428	FCO—Public Broadcasting Equipment Matching Grants	55,000.00
1083	1	483	0438	FCO—Public Broadcasting—Prior Year's Equipment Grants	114,568.52
1084	1	483	0448	FCO—Public Broadcasting—Satellite Uplink for Radio	166,275.00
1085	1	483	0458	FCO—Public Broadcasting WKGC-FM Panama City	15,000.00
		483	0312	Student Loan Guaranty Reserve Fund—						
1086	2	483	0312	Transfers	213,413.15
		483	0401	Student Financial Trust Fund—						
1087	2	483	0401	Salaries	474,483.68
1088	2	483	0403	Other Personal Services	13,510.25
1089	2	483	0404	Expenses	270,482.43
1090	2	483	0406	Operating Capital Outlay	3,709.69
1091	2	483	0411	Refunds	2,003,364.97
1092	2	483	0412	Transfers	811,295.26
1093	2	483	0450	Investments	760,000.00
1094	2	483	0499	Certifications Forward	6,608.22
		483	0511	Florida Insured Student Loans Trust Fund—						
1095	2	483	0511	Refunds	27,480.02
1096	2	483	0550	Investments	33,447.51
		483	0601	Speech Pathology and Audiology Trust Fund—						
1097	2	483	0601	Salaries	3,154.08
1098	2	483	0604	Expenses	4,233.08
1099	2	483	0611	Refunds	85.00
1100	2	483	0650	Investments	5,000.00
1101	2	483	0692	Reissue of 12 Month Old Warrants	42.54
		483	0701	Educational Certification and Service Trust Fund—						
1102	2	483	0701	Salaries	337,705.05
1103	2	483	0703	Other Personal Services	22,464.79
1104	2	483	0704	Expenses	64,460.55
1105	2	483	0711	Refunds	14,938.50
1106	2	483	0750	Investments	50,000.00
1107	2	483	0792	Reissues	24.00
1108	2	483	0794	Service Charge to General Revenue	19,584.32
1109	2	483	0799	Certifications Forward	10,089.14
		483	1601	Educational Aids Trust Fund—						
1110	2	483	1601	Salaries	65,489.72
1111	2	483	1603	Other Personal Services	300.00
1112	2	483	1604	Expenses	54,779.59
1113	2	483	1605	Financial Assistance Payments—Florida Student Assistance Grants	2,366,398.00
1114	2	483	1612	Transfers	12,196.00
1115	2	483	1620	Special Categories—Teacher Education Advisory Council	7,169.87
1116	2	483	1699	Certifications Forward	439.06
		483	2805	Exconfederate Soldiers and Sailors Endowment Trust Fund—						
1117	2	483	2805	FAP—Confederate Memorial Scholarships	600.00
1118	2	483	2850	Purchase of Investments	29,000.00
1119				Total Office of the Deputy Commissioner for Special Programs	\$ 25,266,324.55	\$	\$	\$	\$	\$
		484		Division of Public Schools:						
1120	1	484	0101	Salaries	\$ 3,360,855.01	\$	\$	\$	\$	\$
1121	1	484	0103	Other Personal Services	61,830.80
1122	1	484	0104	Expenses	547,228.02
1123	1	484	0106	Operating Capital Outlay	20,704.50
1124	1	484	0120	Instructional Materials—Management	99,160.97
1125	1	484	0122	Special Categories—Florida Bar—Contract	27,250.00
1126	1	484	0124	Special Categories—Florida Academy for School Leaders	20,086.44
1127	1	484	0130	Aid to Local Government—Florida Education Finance Program	1,341,408,547.00
1128	1	484	0140	Assessment and Evaluation	427,056.77
1129	1	484	0170	Special Categories—Management Information System Council	39,327.08
1130	1	484	0190	Special Categories—Resource Materials for the Hearing Impaired	37,179.00
1131	1	484	0196	Certifications Forward—Aid to Local Government	973,138.29
1132	1	484	0198	Certifications Forward—Aid to Local Government	50,014.66
1133	1	484	0199	Certification Forward	614,094.24
1134	1	484	0210	Special Categories—Visually Handicapped Resources	119,801.44
1135	1	484	0220	Special Categories—Public Schools Common Software Applications	85,780.00
1136	1	484	0430	Student Transportation	55,307,178.00
1137	1	484	0530	Diagnostic and Resource Centers	409,025.79
1138	1	484	0730	Community School Program	2,028,719.30
1139	1	484	0830	State School Lunch Program	7,126,617.00
1140	1	484	0930	Aid to Local Government Educational Improvement Grants	408,000.00
1141	1	484	1030	Comprehensive Health Education Program	1,082,494.00
1142	1	484	1130	Instructional Materials	24,636,147.86
1143	1	484	1230	Aid to Local Government—District Environmental Education Program	304,716.00

**STATEMENT OF FUNCTIONAL DISBURSEMENTS
BY DEPARTMENTS, APPROPRIATIONS, AND ACCOUNTS**

EXPENDITURES						NON-OPERATING EXPENDITURES					Line No.
Public Welfare	Education	Parks, Monuments & Memorials	Correctional Institutions	Retirements, Pensions and Relief Acts	Total Operating Expenditures	Aid to Cities, Counties and Others	Investments	County and Other Debt Service	Transfers, Refunds and Other Non-Operating	Total Non-Operating Expenditures	
\$	\$ 2,394,329.25	\$	\$	\$	\$ 2,394,329.25	\$	\$	\$	\$ 94,464.15	\$ 94,464.15	1078
	461,060.50				461,060.50						1079
	191,995.57				191,995.57						1080
	55,000.00				55,000.00						1081
	114,568.52				114,568.52						1082
	166,275.00				166,275.00						1083
	15,000.00				15,000.00						1084
									213,413.15	213,413.15	1085
	474,483.68				474,483.68						1086
	13,510.25				13,510.25						1087
	270,482.43				270,482.43						1088
	3,709.69				3,709.69						1089
									2,003,364.97	2,003,364.97	1090
									811,295.26	811,295.26	1091
							760,000.00			760,000.00	1092
	6,608.22				6,608.22						1093
									27,480.02	27,480.02	1094
							33,447.51			33,447.51	1095
	3,154.08				3,154.08						1096
	4,233.08				4,233.08						1097
									85.00	85.00	1098
							5,000.00			5,000.00	1099
									42.54	42.54	1100
	337,705.05				337,705.05						1101
	22,464.79				22,464.79						1102
	64,460.55				64,460.55						1103
									14,938.50	14,938.50	1104
							50,000.00			50,000.00	1105
									24.00	24.00	1106
	10,089.14				10,089.14				19,584.32	19,584.32	1107
	65,489.72				65,489.72						1108
	300.00				300.00						1109
	54,779.59				54,779.59						1110
	2,366,398.00				2,366,398.00						1111
	7,169.87				7,169.87				12,196.00	12,196.00	1112
	439.06				439.06						1113
	600.00				600.00						1114
							29,000.00			29,000.00	1115
\$	\$ 21,191,989.13	\$	\$	\$	\$ 21,191,989.13	\$	\$ 877,447.51	\$	\$ 3,196,887.91	\$ 4,074,335.42	1116
\$	\$ 3,360,855.01	\$	\$	\$	\$ 3,360,855.01	\$	\$	\$	\$	\$	1117
	61,630.80				61,630.80						1118
	547,228.02				547,228.02						1119
	20,704.50				20,704.50						1120
	99,160.97				99,160.97						1121
	27,250.00				27,250.00						1122
	20,086.44				20,086.44						1123
	427,056.77				427,056.77		1,341,408,547.00			1,341,408,547.00	1124
	39,327.08				39,327.08						1125
	37,179.00				37,179.00						1126
							973,138.29			973,138.29	1127
							50,014.66			50,014.66	1128
	614,094.24				614,094.24						1129
							119,801.44			119,801.44	1130
							85,780.00			85,780.00	1131
							55,307,176.00			55,307,176.00	1132
							409,025.79			409,025.79	1133
							2,028,719.30			2,028,719.30	1134
							7,126,617.00			7,126,617.00	1135
							408,000.00			408,000.00	1136
							1,082,494.00			1,082,494.00	1137
							24,636,147.86			24,636,147.86	1138
							304,716.00			304,716.00	1139

STATEMENT OF FUNCTIONAL DISBURSEMENTS BY DEPARTMENTS, APPROPRIATIONS, AND ACCOUNTS

Line No.	Fund No.	Dept. and Div. No.	Acct. No.	NAME OF APPROPRIATION OR ACCOUNT	Total Expenditures	OPERATING				
						General Government	Protection to Persons and Property	Hospitals, Health and Sanitation	Development & Conservation of Natural Resources	Highways
		481-499	EDUCATION, DEPARTMENT OF AND COMMISSIONER OF EDUCATION (Continued)							
			Division of Public Schools: (Continued)							
1144	1	484	1430	Aid to Local Government—Student Development Services	\$ 17,842,175.00					
	1	484	1730	Aid to Local Government—State Compensatory Education Supplement	28,302,000.00					
1148	1	484	1830	Aid to Local Government—School Volunteer Program	262,780.56					
1147	1	484	1930	Aid to Local Government—Law Education Program	160,200.00					
1148	1	484	2030	Aid to Local Government—Grades K-3 Improvement Program	22,984,346.08					
			Educational Aids Trust Fund—							
1149	2	484	1601	Salaries	977,629.46					
1150	2	484	1603	Other Personal Services	113,555.56					
1151	2	484	1604	Expenses	598,996.30					
1152	2	484	1606	Operating Capital Outlay	4,771.20					
1153	2	484	1611	Refunds	29.00					
1154	2	484	1612	Transfers	283,051.85					
1155	2	484	1620	Special Categories—School Volunteer Advisory Council	25,865.93					
1156	2	484	1623	Special Categories—Visually Handicapped Resources	36,631.00					
1157	2	484	1630	Aid to Local Government	135,747,179.33					
1158	2	484	1640	Special Categories—Student Assessment and Evaluation	116,791.41					
1159	2	484	1670	Special Categories—State Science Fair	5,000.00					
1160	2	484	1692	Reissues	92.50					
1161	2	484	1699	Certifications Forward	623,485.71					
			Food and Nutrition Services Trust Fund—							
1162	2	484	1701	Salaries	370,133.61					
1163	2	484	1703	Other Personal Services	158,819.15					
1164	2	484	1704	Expenses	170,028.08					
1165	2	484	1706	Operating Capital Outlay	2,137.37					
1166	2	484	1711	Refunds	1,574.00					
1167	2	484	1712	Transfers	126,414.52					
1168	2	484	1730	Aid to Local Government—School Lunch Program	129,643,955.12					
1169	2	484	1792	Reissues	2,403.00					
1170	2	484	1799	Certifications Forward	65,707.19					
			Principle State School Trust Fund—							
1171	2	484	2611	Refunds	159,756.46					
1172	2	484	2630	Aid to Local Government—Florida Educational Finance Program	1,000,000.00					
1173	2	484	2650	Investments	3,555,000.00					
			Interest State School Trust Fund—							
1174	2	484	2730	Aid to Local Government—Florida Educational Finance Program	1,000,000.00					
1175	2	484	2750	Investments	355,000.00					
			Textbook Bid Trust Fund—							
1176	2	484	2911	Refunds	125,000.00					
1177	4	484	0118	FCO—K-12 Construction Program	7,882.73					
1178	4	484	0130	Aid to Local Government—Florida Educational Finance Program	70,200,000.00					
1179					Total Division of Public Schools	\$ 1,854,223,342.29				
		485	Division of Vocational Education:							
1180	1	485	0101	Salaries	\$ 1,331,032.03					
1181	1	485	0103	Other Personal Services	25,925.02					
1182	1	485	0104	Expenses	529,832.61					
1183	1	485	0106	Operating Capital Outlay	14,610.00					
1184	1	485	0110	Special Categories—Vocational Management Information System	61,359.52					
1185	1	485	0129	Special Categories—Industry Services	649,020.49					
1186	1	485	0199	Certifications Forward	31,168.78					
			Educational Aids Trust Fund—							
1187	2	485	1601	Salaries	1,328,582.23					
1188	2	485	1603	Other Personal Services	27,499.00					
1189	2	485	1604	Expenses	512,716.63					
1190	2	485	1606	Operating Capital Outlay	12,560.44					
1191	2	485	1610	Special Categories—Vocational Management Information System	101,444.02					
1192	2	485	1611	Refunds	14,373.85					
1193	2	485	1612	Transfers	537,936.49					
1194	2	485	1620	Special Categories—Industry Services	9,904.21					
1195	2	485	1624	Special Categories—Vocational Contracts and Special Projects	617,926.04					
1196	2	485	1630	Aid to Local Government—Federal Flow-Through Funds	32,222,641.17					
1197	2	485	1696	Certifications Forward—Aid to Local Government	49,000.00					
1198	2	485	1699	Certifications Forward	219,310.77					
1199					Total Division of Vocational Education	\$ 38,316,843.28				
		486	Division of Community Colleges:							
1200	1	486	0101	Salaries	\$ 740,020.67					
1201	1	486	0103	Other Personal Services	7,627.38					
1202	1	486	0104	Expenses	209,583.69					
1203	1	486	0106	Operating Capital Outlay	5,091.97					
1204	1	486	0120	Special Categories—Community Colleges Software Applications	101,559.00					
1205	1	486	0130	Aid to Local Government—Community College Program Fund	220,270,213.00					
1206	1	486	0199	Certifications Forward	96,616.09					
			Student Financial Aid Trust Fund—							
1207	2	486	0110	Special Categories—Student Financial Aid—Data Processing	113,688.00					
			Junior College Conference Trust Fund—							
1208	2	486	1199	Certifications Forward	907.50					

**STATEMENT OF FUNCTIONAL DISBURSEMENTS
BY DEPARTMENTS, APPROPRIATIONS, AND ACCOUNTS**

EXPENDITURES						NON-OPERATING EXPENDITURES					Line No.
Public Welfare	Education	Parks, Monuments & Memorials	Correctional Institutions	Retirements, Pensions and Relief Acts	Total Operating Expenditures	Aid to Cities, Counties and Others	Investments	County and Other Debt Service	Transfers, Refunds and Other Non-Operating	Total Non-Operating Expenditures	
\$	\$	\$	\$	\$	\$	\$ 17,842,175.00	\$	\$	\$	\$ 17,842,175.00	1144
						28,302,000.00				28,302,000.00	1145
						262,780.56				262,780.56	1146
						160,200.00				160,200.00	1147
						22,984,346.08				22,984,346.08	1148
	977,629.46				977,629.46						1149
	113,555.56				113,555.56						1150
	598,996.30				598,996.30						1151
	4,771.20				4,771.20						1152
									29.00	29.00	1153
									283,051.85	283,051.85	1154
	25,865.93				25,865.93						1155
	36,631.00				36,631.00						1156
						135,747,179.33				135,747,179.33	1157
	116,791.41				116,791.41						1158
	5,000.00				5,000.00						1159
									92.50	92.50	1160
	623,485.71				623,485.71						1161
											1162
	370,133.61				370,133.61						1163
	158,819.15				158,819.15						1164
	170,028.08				170,028.08						1165
	2,137.37				2,137.37						1166
									1,574.00	1,574.00	1167
									126,414.52	126,414.52	1168
									129,643,955.12	129,643,955.12	1169
									2,403.00	2,403.00	1170
	65,707.19				65,707.19						1171
						1,000,000.00			159,756.46	159,756.46	1172
							3,555,000.00			3,555,000.00	1173
						1,000,000.00				1,000,000.00	1174
							355,000.00			355,000.00	1175
									125,000.00	125,000.00	1176
	7,882.73				7,882.73						1177
						70,200,000.00				70,200,000.00	1178
\$	\$ 8,532,207.53	\$	\$	\$	\$ 8,532,207.53	\$ 1,711,438,858.31	\$ 3,910,000.00	\$	\$ 130,342,276.45	\$ 1,845,691,134.76	1179
\$	\$ 1,331,032.03	\$	\$	\$	\$ 1,331,032.03	\$	\$	\$	\$	\$	1180
	25,925.02				25,925.02						1181
	529,832.61				529,832.61						1182
	14,610.00				14,610.00						1183
	81,359.52				81,359.52						1184
	649,020.49				649,020.49						1185
	31,168.76				31,168.76						1186
											1187
	1,328,582.23				1,328,582.23						1188
	27,499.00				27,499.00						1189
	512,716.63				512,716.63						1190
	12,560.44				12,560.44						1191
	101,444.02				101,444.02						1192
									14,373.85	14,373.85	1193
									537,936.49	537,936.49	1194
	9,904.21				9,904.21						1195
	617,926.04				617,926.04						1196
						32,222,641.17				32,222,641.17	1197
									49,000.00	49,000.00	1198
	219,310.77				219,310.77						1199
\$	\$ 5,492,891.77	\$	\$	\$	\$ 5,492,891.77	\$ 32,222,641.17	\$	\$	\$ 601,310.34	\$ 32,823,951.51	1200
\$	\$ 740,020.67	\$	\$	\$	\$ 740,020.67	\$	\$	\$	\$	\$	1201
	7,627.38				7,627.38						1202
	209,583.69				209,583.69						1203
	5,091.97				5,091.97						1204
	101,559.00				101,559.00						1205
						220,270,213.00				220,270,213.00	1206
	96,616.09				96,616.09						1207
											1208
	113,688.00				113,688.00						1209
											1210
	907.50				907.50						1211

STATEMENT OF FUNCTIONAL DISBURSEMENTS BY DEPARTMENTS, APPROPRIATIONS, AND ACCOUNTS

Line No.	Fund No.	Dept. and Div. No.	Acct. No.	NAME OF APPROPRIATION OR ACCOUNT	Total Expenditures	OPERATING					
						General Government	Protection to Persons and Property	Hospitals, Health and Sanitation	Development & Conservation of Natural Resources	Highways	
		481-499	EDUCATION, DEPARTMENT OF AND COMMISSIONER OF EDUCATION (Continued)								
		486	Division of Community Colleges:								
			Educational Aids Trust Fund—								
1209	2	486	1603	Other Personal Services	\$ 7,835.18						
1210	2	486	1604	Expenses	571.01						
1211	2	486	1699	Certifications Forward	20,000.00						
1212				Total Division of Community Colleges	\$ 221,573,713.49						
		487	Division of Blind Services:								
			Salaries								
1213	1	487	0101	Salaries	\$ 1,261,057.41						
1214	1	487	0103	Other Personal Services	17,900.57						
1215	1	487	0104	Expenses	405,617.63						
1216	1	487	0106	Operating Capital Outlay	25,696.23						
1217	1	487	0109	Lump Sum—Vending Stands	202,912.64						
1218	1	487	0110	Special Categories—Client Services—Vocational	1,024,474.65						
1219	1	487	0118	FCO—Florida Regional Library	2,102.00						
1220	1	487	0140	Special Categories—Client Services—Medical and Social	194,683.06						
1221	1	487	0191	Data Processing Service	8,930.73						
1222	1	487	0199	Certifications Forward	30,711.29						
			Grants and Donations Trust Fund—								
1223	2	487	0101	Salaries	40,685.85						
1224	2	487	0103	Other Personal Services	63,009.35						
1225	2	487	0104	Expenses	46,149.01						
1226	2	487	0106	Operating Capital Outlay	17,138.78						
1227	2	487	0112	Transfers	1,500.00						
1228	2	487	0130	Other Grants	66,794.67						
1229	2	487	0199	Certifications Forward	17,508.61						
			U.S. Trust Fund—								
1230	2	487	0201	Salaries	267,005.93						
1231	2	487	0203	Other Personal Services	11,515.54						
1232	2	487	0204	Expenses	130,179.95						
1233	2	487	0206	Operating Capital Outlay	654.22						
1234	2	487	0210	Special Categories—Vending Stand Equipment and Supplies	146,812.93						
1235	2	487	0299	Certification Forward	75,848.02						
			Federal Rehabilitation Trust Fund—								
1236	2	487	0301	Salaries	2,318,311.60						
1237	2	487	0303	Other Personal Services	16,228.14						
1238	2	487	0304	Expenses	515,938.16						
1239	2	487	0306	Operating Capital Outlay	8,654.80						
1240	2	487	0307	Food Products	12,277.72						
1241	2	487	0310	Special Categories—Client Services—Vocational	1,394,192.94						
1242	2	487	0391	Data Processing Service	54,109.50						
1243	2	487	0399	Certifications Forward	234,242.15						
			Federal Aid Trust Fund—								
1244	2	487	0410	Special Categories—Client Services—Medical and Social	1,366,995.02						
1245	2	487	0499	Certifications Forward	85,489.54						
			Training and Operating Trust Fund—								
1246	2	487	0510	Special Categories—Vending Stand Equipment and Supplies	161,308.33						
			Workshop and Facilities Trust Fund—								
1247	2	487	0708	Fixed Capital Outlay	3,000.00						
1248	2	487	0730	Aid to Local Government—Community Rehabilitative Facilities	538,056.93						
1249	2	487	0796	Certifications Forward—Aid to Local Governments	37,755.58						
			Construction Trust Fund—								
1250	2	487	0808	Fixed Capital Outlay	10,268.00						
1251				Total Division of Blind Services	\$ 10,836,097.48						
		488	Division of Projects, Contracts and Grants:								
			Projects, Contracts and Grants Trust Fund—								
1252	2	488	0101	Salaries	\$ 2,316,356.06						
1253	2	488	0103	Other Personal Services	205,522.61						
1254	2	488	0104	Expenses	1,213,048.05						
1255	2	488	0106	Operating Capital Outlay	16,306.93						
1256	2	488	0112	Transfers	330,755.46						
1257	2	488	0130	Aid to Local Government—Projects, Contracts and Grants	1,405,684.72						
1258	2	488	0196	Certifications Forward—Aid to Local Governments	158,152.71						
1259	2	488	0199	Certifications Forward	128,955.50						
1260				Total Division of Projects, Contracts and Grants	\$ 5,774,782.04						
		489	Florida School for the Deaf and Blind:								
1261	1	489	0101	Salaries	\$ 5,399,411.14						
1262	1	489	0103	Other Personal Services	74,534.68						
1263	1	489	0104	Expenses	980,608.35						
1264	1	489	0106	Operating Capital Outlay	252,042.20						
1265	1	489	0107	Food Products	236,923.50						
1266	1	489	0110	Special Categories—Tallahassee Deaf/Blind Program	58,487.08						
1267	1	489	0120	Special Categories—Teacher Education	3,265.33						
1268	1	489	0160	Special Categories—Students Home on Weekends Program	139,678.91						
1269	1	489	0199	Certifications Forward	124,255.05						

**STATEMENT OF FUNCTIONAL DISBURSEMENTS
BY DEPARTMENTS, APPROPRIATIONS, AND ACCOUNTS**

EXPENDITURES						NON-OPERATING EXPENDITURES					Line No.
Public Welfare	Education	Parks, Monuments & Memorials	Correctional Institutions	Retirements, Pensions and Relief Acts	Total Operating Expenditures	Aid to Cities, Counties and Others	Investments	County and Other Debt Service	Transfers, Refunds and Other Non-Operating	Total Non-Operating Expenditures	
\$	\$ 7,835.18	\$	\$	\$	\$ 7,835.18	\$	\$	\$	\$	\$	1209
	571.01				571.01						1210
	20,000.00				20,000.00						1211
\$	\$ 1,303,500.49	\$	\$	\$	\$ 1,303,500.49	\$ 220,270,213.00	\$	\$	\$	\$ 220,270,213.00	1212
\$ 1,261,057.41					\$ 1,261,057.41						1213
17,900.57					17,900.57						1214
405,817.83					405,817.83						1215
25,896.23					25,896.23						1216
202,912.64					202,912.64						1217
1,024,474.65					1,024,474.65						1218
2,102.00					2,102.00						1219
194,863.06					194,863.06						1220
8,930.73					8,930.73						1221
30,711.29					30,711.29						1222
40,885.85					40,885.85						1223
63,009.35					63,009.35						1224
46,149.01					46,149.01						1225
17,138.78					17,138.78						1226
									1,500.00	1,500.00	1227
									66,794.67	66,794.67	1228
17,508.61					17,508.61						1229
267,005.93					267,005.93						1230
11,515.54					11,515.54						1231
130,179.95					130,179.95						1232
854.22					854.22						1233
146,812.93					146,812.93						1234
75,848.02					75,848.02						1235
	2,318,311.60				2,318,311.60						1236
	16,228.14				16,228.14						1237
	515,938.16				515,938.16						1238
	8,854.80				8,854.80						1239
	32,277.72				32,277.72						1240
	1,394,192.94				1,394,192.94						1241
	54,109.50				54,109.50						1242
	234,242.15				234,242.15						1243
1,366,995.02					1,366,995.02						1244
85,489.54					85,489.54						1245
	161,308.33				161,308.33						1246
	3,000.00				3,000.00						1247
						538,056.93				538,056.93	1248
						37,755.58				37,755.58	1249
10,268.00					10,268.00						1250
\$ 5,453,728.96	\$ 4,738,263.34	\$	\$	\$	\$ 10,191,990.30	\$ 575,812.51	\$	\$	\$ 68,294.67	\$ 644,107.18	1251
\$	\$ 2,316,356.06	\$	\$	\$	\$ 2,316,356.06	\$	\$	\$	\$	\$	1252
	205,522.61				205,522.61						1253
	1,213,048.05				1,213,048.05						1254
	16,306.93				16,306.93						1255
									330,755.46	330,755.46	1256
									1,405,684.72	1,405,684.72	1257
									158,152.71	158,152.71	1258
	128,955.50				128,955.50						1259
\$	\$ 3,880,189.15	\$	\$	\$	\$ 3,880,189.15	\$	\$	\$	\$ 1,894,592.89	\$ 1,894,592.89	1260
\$	\$ 5,399,411.14	\$	\$	\$	\$ 5,399,411.14	\$	\$	\$	\$	\$	1261
	74,534.68				74,534.68						1262
	980,608.35				980,608.35						1263
	252,042.20				252,042.20						1264
	236,923.50				236,923.50						1265
	58,487.08				58,487.08						1266
	3,265.33				3,265.33						1267
	139,678.91				139,678.91						1268
	124,255.05				124,255.05						1269

**STATEMENT OF FUNCTIONAL DISBURSEMENTS
BY DEPARTMENTS, APPROPRIATIONS, AND ACCOUNTS**

Line No.	Fund No.	Dept. and Div. No.	Acct. No.	NAME OF APPROPRIATION OR ACCOUNT	Total Expenditures	OPERATING				
						General Government	Protection to Persons and Property	Hospitals, Health and Sanitation	Development & Conservation of Natural Resources	Highways
		481-499		EDUCATION, DEPARTMENT OF AND COMMISSIONER OF EDUCATION (Continued)						
		489		Florida School for the Deaf and Blind: (Continued)						
				Grants and Donations Trust Fund—						
1270	2	489	0101	Salaries	\$ 773,546.32	\$	\$	\$	\$	\$
1271	2	489	0103	Other Personal Services	73,310.59
1272	2	489	0104	Expenses	113,327.88
1273	2	489	0106	Operating Capital Outlay	94,849.87
1274	2	489	0107	Food Products	79,500.00
1275	2	489	0111	Refunds	773.66
1276	2	489	0199	Certifications Forward	19,075.36
				Construction Trust Fund—						
1277	2	489	0208	Fixed Capital Outlay	885,169.03
1278				Total Florida School for the Deaf and Blind	\$ 9,308,758.97	\$	\$	\$	\$	\$
		490		Division of Universities:						
				General Office—						
1279	1	490	0101	Salaries	\$ 3,799,123.50	\$	\$	\$	\$	\$
1280	1	490	0103	Other Personal Services	252,399.85
1281	1	490	0104	Expenses	916,876.37
1282	1	490	0106	Operating Capital Outlay	7,545.03
1283	1	490	0120	Special Categories—Nursing Program University of Miami	72,335.00
1284	1	490	0121	Special Categories—Social Work Contract—Barry College	56,689.20
1285	1	490	0199	Certifications Forward	120,317.66
				Regional Education—						
1286	1	490	0610	Special Categories	850,700.00
				University of Miami—						
1287	1	490	0810	Special Categories—First Accredited Medical School	6,196,760.00
				Educational and General Activities—						
1288	1	490	1220	Special Categories—Eminent Scholar SUS	10,000,000.00
				Community Hospital Education Program—						
1289	1	490	1501	Salaries	48,310.39
1290	1	490	1503	Other Personal Services	1,366.56
1291	1	490	1504	Expenses	15,109.96
1292	1	490	1506	Operating Capital Outlay	35.00
1293	1	490	1510	Special Categories	3,531,045.50
1294	1	490	1599	Certifications Forward	937.20
				Grants and Donations Trust Fund—						
1295	2	490	0101	Salaries	22,525.70
1296	2	490	0103	Other Personal Services	5,405.95
1297	2	490	0104	Expenses	3,553.33
1298	2	490	0111	Refunds	64,627.44
1299	2	490	0112	Transfers	35,007.48
1300	2	490	0142	Special Categories—Distribution to Universities	360,404.95
1301	2	490	0150	Investments	11,610.00
1302	2	490	0199	Certifications Forward	34,748.08
				Facilities Construction Administration Trust Fund—						
1303	2	490	0201	Salaries	216,606.71
1304	2	490	0203	Other Personal Services	9,853.88
1305	2	490	0204	Expenses	21,893.93
1306	2	490	0206	Operating Capital Outlay	778.28
1307	2	490	0299	Certifications Forward	1,904.97
				Racing Scholarship Trust Fund—						
1308	2	490	0342	Distribution to Universities	595,347.20
1309	2	490	0350	Investments	559,404.82
				Principle to American Legion Trust Fund—						
1310	2	490	0712	Transfers	1,905.00
				Building Fee Trust Fund—						
1311	2	490	0850	Investments	4,090,824.91
				SUS Student Health Centers Insurance Trust Fund—						
1312	2	490	1004	Expenses	539.60
				Student Financial Aid Fee Trust Fund—						
1313	2	490	1142	Distribution to Universities	212,775.31
				Capital Improvement Fees Trust Fund—						
1314	2	490	1240	Investments	4,728,121.26
				Phosphate Research Trust Fund—						
1315	2	490	1401	Salaries	62,598.14
1316	2	490	1403	Other Personal Services	3,525.30
1317	2	490	1404	Expenses	40,475.99
1318	2	490	1406	Operating Capital Outlay	34,317.97
1319	2	490	1450	Purchase of Investments	2,900,000.00
1320	2	490	1499	Certifications Forward	1,155.34
				Operations Trust Fund—						
1321	2	490	1503	Other Personal Services	23,020.40
1322	2	490	1504	Expenses	13,878.39
1323	2	490	1506	Operating Capital Outlay	6,545.66
1324	2	490	1599	Certifications Forward	6,369.74
				Agricultural College Trust Fund—						
1325	2	490	1612	Transfers	7,750.00
				Interest of Seminary Trust Fund—						
1326	2	490	1812	Transfers	8,116.18

**STATEMENT OF FUNCTIONAL DISBURSEMENTS
BY DEPARTMENTS, APPROPRIATIONS, AND ACCOUNTS**

EXPENDITURES						NON-OPERATING EXPENDITURES					Line No.
Public Welfare	Education	Parks, Monuments & Memorials	Correctional Institutions	Retirements, Pensions and Relief Acts	Total Operating Expenditures	Aid to Cities, Counties and Others	Investments	County and Other Debt Service	Transfers, Refunds and Other Non-Operating	Total Non-Operating Expenditures	
\$	\$ 773,546.32	\$	\$	\$	\$ 773,546.32	\$	\$	\$	\$	\$	1270
	73,310.59				73,310.59						1271
	113,327.88				113,327.88						1272
	94,849.87				94,849.87						1273
	79,500.00				79,500.00						1274
	19,075.36				19,075.36				773.68	773.68	1275
											1276
	885,169.03				885,169.03						1277
\$	\$ 9,307,985.29	\$	\$	\$	\$ 9,307,985.29	\$	\$	\$	\$ 773.68	\$ 773.68	1278
\$	\$ 3,799,123.50	\$	\$	\$	\$ 3,799,123.50	\$	\$	\$	\$	\$	1279
	252,399.85				252,399.85						1280
	916,876.37				916,876.37						1281
	7,545.03				7,545.03						1282
	72,335.00				72,335.00						1283
	56,689.20				56,689.20						1284
	120,317.66				120,317.66						1285
											1286
	850,700.00				850,700.00						1286
											1287
	6,196,760.00				6,196,760.00						1287
									10,000,000.00	10,000,000.00	1288
											1289
	48,310.39				48,310.39						1289
	1,366.56				1,366.56						1290
	15,109.96				15,109.96						1291
	35.00				35.00						1292
	3,531,045.50				3,531,045.50						1293
	937.20				937.20						1294
											1295
	22,525.70				22,525.70						1295
	5,405.95				5,405.95						1296
	3,553.33				3,553.33						1297
									64,627.44	64,627.44	1298
									35,007.48	35,007.48	1299
	360,404.95				360,404.95						1300
							11,610.00			11,610.00	1301
	34,748.08				34,748.08						1302
											1303
	216,606.71				216,606.71						1303
	9,853.88				9,853.88						1304
	21,693.93				21,693.93						1305
	778.28				778.28						1306
	1,904.97				1,904.97						1307
											1308
	595,347.20				595,347.20		559,404.82			559,404.82	1309
									1,905.00	1,905.00	1310
							4,090,824.91			4,090,824.91	1311
											1312
	539.60				539.60						1312
											1313
	212,775.31				212,775.31						1313
							4,728,121.26			4,728,121.26	1314
											1315
	62,598.14				62,598.14						1315
	3,525.30				3,525.30						1316
	40,475.99				40,475.99						1317
	34,317.97				34,317.97						1318
							2,900,000.00			2,900,000.00	1319
	1,155.34				1,155.34						1320
											1321
	23,020.40				23,020.40						1321
	13,878.39				13,878.39						1322
	6,545.66				6,545.66						1323
	6,369.74				6,369.74						1324
									7,750.00	7,750.00	1325
									8,116.18	8,116.18	1326

**STATEMENT OF FUNCTIONAL DISBURSEMENTS
BY DEPARTMENTS, APPROPRIATIONS, AND ACCOUNTS**

Line No.	Fund No.	Dept. and Div. No.	Acct. No.	NAME OF APPROPRIATION OR ACCOUNT	Total Expenditures	OPERATING				
						General Government	Protection to Persons and Property	Hospitals, Health and Sanitation	Development & Conservation of Natural Resources	Highways
		481-499		EDUCATION, DEPARTMENT OF AND COMMISSIONER OF EDUCATION (Continued)						
		490		Division of Universities: (Continued)						
				Eminent Scholars Trust Fund—						
1327	2	490	1950	Purchase of Investments	\$ 10,000,000.00	\$	\$	\$	\$	\$
				State University System Construction Trust Fund—						
1328	2	490	4006	Fixed Capital Outlay	42,186,400.22
1329	2	490	4092	Reissue of 12 Month Old Warrants	146.83
				Grants and Donations Trust Fund—						
1330	2	490	8012	Transfers	10,000,000.00
				University of Florida—Incidental Trust Fund—						
1331	2	490	9101	Salaries	38,833,054.00
				University of South Florida—Incidental Trust Fund—						
1332	2	490	9501	Salaries	20,000,000.00
1333				Total Division of Universities	\$ 160,974,544.18	\$	\$	\$	\$	\$
		491		University of Florida:						
				Educational and General—						
1334	1	491	0101	Salaries	\$ 16,555,030.46	\$	\$	\$	\$	\$
1335	1	491	0103	Other Personal Services	8,188,149.58
1336	1	491	0104	Expenses	15,040,719.49
1337	1	491	0106	Operating Capital Outlay	1,929,981.17
1338	1	491	0108	Fixed Capital Outlay	1,863,877.03
1339	1	491	0110	Special Categories—Star Program	304,950.00
1340	1	491	0193	Salary Incentive Payment	41,438.42
1341	1	491	0199	Certifications Forward	3,855,597.78
				Health Center—Educational and General—						
1342	1	491	0201	Salaries	21,088,236.58
1343	1	491	0203	Other Personal Services	1,063,889.97
1344	1	491	0204	Expenses	4,549,388.03
1345	1	491	0206	Operating Capital Outlay	1,645,066.85
1346	1	491	0299	Certifications Forward	1,351,188.30
				Engineering and Industrial Experiment Station—						
1347	1	491	0301	Salaries	712,167.00
1348	1	491	0303	Other Personal Services	197,083.00
1349	1	491	0304	Expenses	530,950.00
1350	1	491	0306	Operating Capital Outlay	68,900.00
				Institute of Food and Agricultural Sciences—						
1351	1	491	0501	Salaries	34,748,103.22	34,748,103.22
1352	1	491	0503	Other Personal Services	2,097,681.78	2,097,681.78
1353	1	491	0504	Expenses	6,217,751.77	6,217,751.77
1354	1	491	0506	Operating Capital Outlay	1,123,936.64	1,123,936.64
1355	1	491	0518	FCO—Aquatic Weed Research Building	65,779.10	65,779.10
1356	1	491	0599	Certifications Forward	1,490,722.34	1,490,722.34
				Teaching Hospital and Allied Clinics—						
1357	1	491	0601	Salaries	3,320,104.00
1358	1	491	0603	Other Personal Services	633,197.00
1359	1	491	0604	Expenses	2,568,038.00
1360	1	491	0606	Operating Capital Outlay	728,431.00
1361	1	491	0699	Certifications Forward	142,404.16
				College of Veterinary Medicine—						
1362	1	491	0701	Salaries	3,801,720.48
1363	1	491	0703	Other Personal Services	331,842.41
1364	1	491	0704	Expenses	729,000.53
1365	1	491	0706	Operating Capital Outlay	155,272.65
1366	1	491	0799	Certifications Forward	233,778.60
				Auxiliary Trust Fund—						
1367	2	491	0201	Salaries	7,605,492.56
1368	2	491	0203	Other Personal Services	941,042.10
1369	2	491	0204	Expenses	11,499,929.13
1370	2	491	0206	Operating Capital Outlay	1,612,469.42
1371	2	491	0208	Fixed Capital Outlay	119,823.30
1372	2	491	0212	Transfers	308,222.37
1373	2	491	0250	Investments	1,000,000.00
1374	2	491	0251	Payment of Debt Service	184,005.94
1375	2	491	0292	Reissues	1,058.89
				Extension Incidental Trust Fund—						
1376	2	491	0301	Salaries	317,183.47
1377	2	491	0303	Other Personal Services	368,463.05
1378	2	491	0304	Expenses	702,871.02
1379	2	491	0306	Operating Capital Outlay	9,561.21
1380	2	491	0350	Investments	100,000.00
				Health Center—Liability Insurance Trust Fund—						
1381	2	491	0401	Salaries	53,898.57
1382	2	491	0403	Other Personal Services	100,673.32
1383	2	491	0404	Expenses	868,143.55
1384	2	491	0406	Operating Capital Outlay	256.41
1385	2	491	0450	Investments	845,000.00
1386	2	491	0499	Certifications Forward	19,476.81
				Working Capital Trust Fund—						
1387	2	491	0601	Salaries	3,060,313.43
1388	2	491	0603	Other Personal Services	44,175.73

**STATEMENT OF FUNCTIONAL DISBURSEMENTS
BY DEPARTMENTS, APPROPRIATIONS, AND ACCOUNTS**

EXPENDITURES						NON-OPERATING EXPENDITURES					Line No.
Public Welfare	Education	Parks, Monuments & Memorials	Correctional Institutions	Retirements, Pensions and Relief Acts	Total Operating Expenditures	Aid to Cities, Counties and Others	Investments	County and Other Debt Service	Transfers, Refunds and Other Non-Operating	Total Non-Operating Expenditures	
\$	\$	\$	\$	\$	\$	\$	\$ 10,000,000.00	\$	\$	\$ 10,000,000.00	1327
	42,186,400.22				42,186,400.22				146.83	146.83	1328
											1329
									10,000,000.00	10,000,000.00	1330
	38,833,054.00				38,833,054.00						1331
	20,000,000.00				20,000,000.00						1332
\$	\$118,567,030.26	\$	\$	\$	\$ 118,567,030.26	\$	\$ 22,289,960.99	\$	\$ 20,117,552.93	\$ 42,407,513.92	1333
\$	\$ 16,555,030.46	\$	\$	\$	\$ 16,555,030.46	\$	\$	\$	\$	\$	1334
	8,188,149.58				8,188,149.58						1335
	15,040,719.49				15,040,719.49						1336
	1,929,981.17				1,929,981.17						1337
	1,863,877.03				1,863,877.03						1338
	304,950.00				304,950.00						1339
	41,438.42				41,438.42						1340
	3,855,597.78				3,855,597.78						1341
	21,088,236.58				21,088,236.58						1342
	1,063,689.97				1,063,689.97						1343
	4,549,388.03				4,549,388.03						1344
	1,645,086.85				1,645,086.85						1345
	1,351,188.30				1,351,188.30						1346
	712,167.00				712,167.00						1347
	197,083.00				197,083.00						1348
	530,950.00				530,950.00						1349
	68,900.00				68,900.00						1350
					34,748,103.22						1351
					2,097,681.78						1352
					6,217,751.77						1353
					1,123,936.64						1354
					65,779.10						1355
					1,490,722.34						1356
	3,320,104.00				3,320,104.00						1357
	633,197.00				633,197.00						1358
	2,588,038.00				2,588,038.00						1359
	728,431.00				728,431.00						1360
	142,404.16				142,404.16						1361
	3,801,720.48				3,801,720.48						1362
	331,842.41				331,842.41						1363
	729,000.53				729,000.53						1364
	155,272.65				155,272.65						1365
	233,778.60				233,778.60						1366
	7,605,492.56				7,605,492.56						1367
	941,042.10				941,042.10						1368
	11,499,929.13				11,499,929.13						1369
	1,612,469.42				1,612,469.42						1370
	119,823.30				119,823.30						1371
							1,000,000.00		308,222.37	308,222.37	1372
								184,005.94		184,005.94	1374
									1,058.89	1,058.89	1375
	317,183.47				317,183.47						1376
	368,463.05				368,463.05						1377
	702,871.02				702,871.02						1378
	9,561.21				9,561.21						1379
							100,000.00			100,000.00	1380
	53,896.57				53,896.57						1381
	100,673.32				100,673.32						1382
	868,143.55				868,143.55						1383
	258.41				258.41						1384
							845,000.00			845,000.00	1385
	19,476.81				19,476.81						1386
	3,060,313.43				3,060,313.43						1387
	44,175.73				44,175.73						1388

**STATEMENT OF FUNCTIONAL DISBURSEMENTS
BY DEPARTMENTS, APPROPRIATIONS, AND ACCOUNTS**

Line No.	Fund No.	Dept. and Div. No.	Acct. No.	NAME OF APPROPRIATION OR ACCOUNT	Total Expenditures	OPERATING				
						General Government	Protection to Persons and Property	Hospitals, Health and Sanitation	Development & Conservation of Natural Resources	Highways
			481-499	EDUCATION, DEPARTMENT OF AND COMMISSIONER OF EDUCATION (Continued)						
			491	University of Florida: (Continued)						
				Working Capital Trust Fund— (Continued)						
1389	2	491	0604	Expenses	\$ 5,597,335.73					
1390	2	491	0606	Operating Capital Outlay	69,385.83					
				Sponsored Research Development Trust Fund—						
1391	2	491	0801	Salaries	11,037,617.02					
1392	2	491	0803	Other Personal Services	6,442,771.68					
1393	2	491	0804	Expenses	16,830,536.11					
1394	2	491	0806	Operating Capital Outlay	2,445,753.29					
1395	2	491	0808	Fixed Capital Outlay	179,184.12					
1396	2	491	0812	Transfers	1,179,803.68					
1397	2	491	0850	Investments	2,095,831.13					
1398	2	491	0892	Reissues	465.42					
				Engineering Industrial Experiment Station—Research Contracts—						
1399	2	491	0901	Salaries	3,642,999.09					
1400	2	491	0903	Other Personal Services	1,798,809.82					
1401	2	491	0904	Expenses	2,080,130.19					
1402	2	491	0906	Operating Capital Outlay	619,915.54					
				School of Veterinary Medicine—Operation and Maintenance Trust Fund—						
1403	2	491	1003	Other Personal Services	93,959.96					
1404	2	491	1004	Expenses	608,113.71					
1405	2	491	1099	Certifications Forward	81,663.34					
				Health Center—Incidental Trust Fund—						
1406	2	491	1201	Salaries	310,000.00					
1407	2	491	1204	Expenses	500,000.00					
1408	2	491	1299	Certifications Forward	44,175.40					
				Health Center—Grants and Donations Trust Fund—						
1409	2	491	1301	Salaries	7,716,220.15					
1410	2	491	1303	Other Personal Services	1,703,368.56					
1411	2	491	1304	Expenses	1,895,135.88					
1412	2	491	1306	Operating Capital Outlay	666,441.03					
1413	2	491	1308	Fixed Capital Outlay	48,233.40					
1414	2	491	1312	Transfers	220,000.00					
1415	2	491	1318	Library Book Acquisitions	2,511,802.02					
1416	2	491	1350	Investments	1,105,281.44					
1417	2	491	1392	Reissues	43.82					
				Teaching Hospital and Allied Clinics—Operation and Maintenance—						
1418	2	491	1401	Salaries	18,307,372.69					
1419	2	491	1403	Other Personal Services	3,940,180.49					
1420	2	491	1404	Expenses	13,466,831.68					
1421	2	491	1406	Operating Capital Outlay	340,978.02					
1422	2	491	1408	Fixed Capital Outlay	393,250.95					
1423	2	491	1411	Refunds	47,337.00					
1424	2	491	1412	Transfers	204,790.47					
1425	2	491	1492	Reissues	25.10					
1426	2	491	1499	Certifications Forward	1,948,559.14					
				Dormitory Revenue Certificates 1948—Issue—						
				Interest and Sinking Trust Fund—						
1427	2	491	1711	Refunds	410.57					
1428	2	491	1712	Transfers	4,076.97					
1429	2	491	1750	Investments	1,254.23					
1430	2	491	1751	Payment of Debt Service	215,611.60					
				Revenue Trust Fund—						
1431	2	491	1812	Transfers	1,506,961.37					
				Operation and Maintenance Trust Fund—						
1432	2	491	1901	Salaries	818,461.98					
1433	2	491	1903	Other Personal Services	240,273.06					
1434	2	491	1904	Expenses	569,736.40					
1435	2	491	1906	Operating Capital Outlay	50,469.55					
1436	2	491	1908	Fixed Capital Outlay	12,323.80					
1437	2	491	1912	Transfers	246,922.57					
				Repairs and Replacement Trust Fund—						
1438	2	491	2004	Expenses	85,616.74					
1439	2	491	2006	Operating Capital Outlay	19,800.00					
1440	2	491	2050	Investments	9,595.64					
				Dormitory Revenue Certificates 1954 Issue—						
				Repairs and Replacement Trust Fund—						
1441	2	491	2104	Expenses	2,586.01					
1442	2	491	2150	Investments	19,704.36					
				Interest and Sinking Trust Fund—						
1443	2	491	2250	Investments	34,779.57					
1444	2	491	2251	Payment of Debt Service	45,088.00					
				Dormitory Revenue Certificates 1955 Issue—						
				Interest and Sinking Trust Fund—						
1445	2	491	2350	Investments	14,401.89					
1446	2	491	2351	Payment of Debt Service	27,994.80					
				Repairs and Replacement Trust Fund—						
1447	2	491	2404	Expenses	5,854.96					
1448	2	491	2450	Investments	9,946.10					

**STATEMENT OF FUNCTIONAL DISBURSEMENTS
BY DEPARTMENTS, APPROPRIATIONS, AND ACCOUNTS**

EXPENDITURES						NON-OPERATING EXPENDITURES					Line No.
Public Welfare	Education	Parks, Monuments & Memorials	Correctional Institutions	Retirements, Pensions and Relief Acts	Total Operating Expenditures	Aid to Cities, Counties and Others	Investments	County and Other Debt Service	Transfers, Refunds and Other Non-Operating	Total Non-Operating Expenditures	
\$	\$ 5,597,335.73	\$	\$	\$	\$ 5,597,335.73	\$	\$	\$	\$	\$	1389
	69,385.83				69,385.83						1390
	11,037,617.02				11,037,617.02						1391
	6,442,771.68				6,442,771.68						1392
	16,830,536.11				16,830,536.11						1393
	2,445,753.29				2,445,753.29						1394
	179,184.12				179,184.12						1395
									1,179,803.68	1,179,803.68	1396
							2,095,831.13			2,095,831.13	1397
									465.42	465.42	1398
	3,642,999.09				3,642,999.09						1399
	1,798,809.82				1,798,809.82						1400
	2,080,130.19				2,080,130.19						1401
	619,915.54				619,915.54						1402
	93,959.96				93,959.96						1403
	608,113.71				608,113.71						1404
	81,663.34				81,663.34						1405
	310,000.00				310,000.00						1406
	500,000.00				500,000.00						1407
	44,175.40				44,175.40						1408
	7,716,220.15				7,716,220.15						1409
	1,703,368.56				1,703,368.56						1410
	1,895,135.88				1,895,135.88						1411
	666,441.03				666,441.03						1412
	48,233.40				48,233.40						1413
	2,511,802.02				2,511,802.02				220,000.00	220,000.00	1414
							1,105,281.44			1,105,281.44	1415
									43.82	43.82	1416
											1417
	18,307,372.69				18,307,372.69						1418
	3,940,180.49				3,940,180.49						1419
	13,466,831.68				13,466,831.68						1420
	340,978.02				340,978.02						1421
	393,250.95				393,250.95						1422
									47,337.00	47,337.00	1423
									204,790.47	204,790.47	1424
	1,948,559.14				1,948,559.14				25.10	25.10	1425
											1426
									410.57	410.57	1427
									4,076.97	4,076.97	1428
							1,254.23			1,254.23	1429
								215,611.60		215,611.60	1430
									1,608,961.37	1,608,961.37	1431
	818,461.98				818,461.98						1432
	240,273.06				240,273.06						1433
	589,736.40				589,736.40						1434
	50,469.55				50,469.55						1435
	12,323.80				12,323.80						1436
									246,922.57	246,922.57	1437
	85,616.74				85,616.74						1438
	19,800.00				19,800.00						1439
							9,595.64			9,595.64	1440
	2,586.01				2,586.01						1441
							19,704.36			19,704.36	1442
							34,779.57			34,779.57	1443
								45,088.00		45,088.00	1444
							14,401.89			14,401.89	1445
								27,994.80		27,994.80	1446
	5,854.96				5,854.96						1447
							9,946.10			9,946.10	1448

**STATEMENT OF FUNCTIONAL DISBURSEMENTS
BY DEPARTMENTS, APPROPRIATIONS, AND ACCOUNTS**

Line No.	Fund No.	Dept. and Div. No.	Acct. No.	NAME OF APPROPRIATION OR ACCOUNT	Total Expenditures	OPERATING				
						General Government	Protection to Persons and Property	Hospitals, Health and Sanitation	Development & Conservation of Natural Resources	Highways
		481-499		EDUCATION, DEPARTMENT OF AND COMMISSIONER OF EDUCATION (Continued)						
		491		University of Florida: (Continued)						
				Laboratory School Revenue Certificates—						
				Reserve Maintenance Trust Fund—						
1449	2	491	2504	Expenses	\$ 8,987.20					
1450	2	491	2506	Operating Capital Outlay	21,409.05					
1451	2	491	2550	Investments	4,779.04					
				Interest and Sinking Trust Fund—						
1452	2	491	2650	Investments	34,867.90					
1453	2	491	2651	Payment of Debt Service	27,635.00					
				Housing System Revenue Certificate 1959 Issue—						
				Revenue Trust Fund—						
1454	2	491	2701	Salaries	1,582,364.06					
1455	2	491	2703	Other Personal Services	430,995.07					
1456	2	491	2704	Expenses	1,311,709.80					
1457	2	491	2706	Operating Capital Outlay	140,242.07					
1458	2	491	2712	Transfers	640,982.29					
1459	2	491	2750	Investments	400,000.00					
				Interest and Sinking Fund Trust Fund—						
1460	2	491	2812	Transfers	100,000.00					
1461	2	491	2850	Investments	389,355.61					
1462	2	491	2851	Payment of Debt Service	643,797.51					
				Building Maintenance and Equipment Reserve Trust Fund—						
1463	2	491	2904	Expenses	125,134.95					
1464	2	491	2906	Operating Capital Outlay	44,550.00					
1465	2	491	2906	Fixed Capital Outlay	171.85					
				Dormitory Revenue Certificate 1962 Issue—						
				Interest and Sinking Fund Trust Fund—						
1466	2	491	3150	Investments	24,017.00					
1467	2	491	3151	Payment of Debt Service	21,155.76					
				Repairs and Replacement Trust Fund—						
1468	2	491	3204	Expenses	2,022.84					
				Apartment Revenue Certificate of 1964—						
				Interest and Sinking Trust Fund—						
1469	2	491	3350	Investments	1,178.96					
1470	2	491	3351	Payment of Debt Service	81,900.00					
				Repairs and Replacement Trust Fund—						
1471	2	491	3450	Investments	11,906.31					
				Revenue Trust Fund—						
1472	2	491	3501	Salaries	70,152.90					
1473	2	491	3503	Other Personal Services	10,853.35					
1474	2	491	3504	Expenses	133,786.57					
1475	2	491	3506	Operating Capital Outlay	356.81					
1476	2	491	3512	Transfers	98,517.34					
				Institute of Food and Agricultural Sciences—						
				Extension Service Incidental Trust Fund—						
1477	2	491	3803	Other Personal Services	22,640.82				22,640.82	
1478	2	491	3804	Expenses	188,708.80				188,708.80	
1479	2	491	3806	Operating Capital Outlay	8,561.53				8,561.53	
1480	2	491	3892	Reissues	187.50					
1481	2	491	3899	Certifications Forward	24,611.24				24,611.24	
				Extension Service Federal Grants Trust Fund—						
1482	2	491	3901	Salaries	1,312,504.40				1,312,504.40	
1483	2	491	3903	Other Personal Services	51,833.64				51,833.64	
1484	2	491	3904	Expenses	275,140.84				275,140.84	
1485	2	491	3906	Operating Capital Outlay	16,558.55				16,558.55	
1486	2	491	3999	Certifications Forward	30,939.44				30,939.44	
				Experiment Station Incidental Trust Fund—						
1487	2	491	4004	Expenses	1,800,000.00				1,800,000.00	
1488	2	491	4099	Certifications Forward	44,039.10				44,039.10	
				Experiment Station Grants and Donations Trust Fund—						
1489	2	491	4101	Salaries	5,773,230.57				5,773,230.57	
1490	2	491	4103	Other Personal Services	2,360,956.48				2,360,956.48	
1491	2	491	4104	Expenses	3,187,749.85				3,187,749.85	
1492	2	491	4106	Operating Capital Outlay	770,197.60				770,197.60	
1493	2	491	4108	Fixed Capital Outlay	73,552.27				73,552.27	
1494	2	491	4112	Transfers	14,980.65					
1495	2	491	4192	Reissues	122.50					
1496	2	491	4199	Certifications Forward	37,439.02				37,439.02	
				Experiment Station Federal Grants Trust Fund—						
1497	2	491	4201	Salaries	1,072,398.91				1,072,398.91	
1498	2	491	4203	Other Personal Services	168,412.81				168,412.81	
1499	2	491	4204	Expenses	371,264.12				371,264.12	
1500	2	491	4206	Operating Capital Outlay	190,836.74				190,836.74	
1501	2	491	4292	Reissues	106.40					
1502	2	491	4299	Certifications Forward	119,205.86				119,205.86	
				Housing Revenue Certificates of 1971—						
				Interest and Sinking Trust Fund—						
1503	2	491	4350	Investments	6,950.82					
1504	2	491	4351	Payment of Debt Services	12,706.00					
				Housing System Revenue Trust Fund of 1974—						
1505	2	491	4612	Transfers	331,031.85					
1506	2	491	4651	Payment of Debt Service	117,000.00					

**STATEMENT OF FUNCTIONAL DISBURSEMENTS
BY DEPARTMENTS, APPROPRIATIONS, AND ACCOUNTS**

EXPENDITURES						NON-OPERATING EXPENDITURES					Line No.
Public Welfare	Education	Parks, Monuments & Memorials	Correctional Institutions	Retirements, Pensions and Relief Acts	Total Operating Expenditures	Aid to Cities, Counties and Others	Investments	County and Other Debt Service	Transfers, Refunds and Other Non-Operating	Total Non-Operating Expenditures	
	\$ 6,987.20				\$ 6,987.20						1449
	21,409.05				21,409.05						1450
							4,779.04			4,779.04	1451
							34,867.90			34,867.90	1452
								27,635.00		27,635.00	1453
	1,562,364.06				1,562,364.06						1454
	430,995.07				430,995.07						1455
	1,311,709.80				1,311,709.80						1456
	140,242.07				140,242.07						1457
									840,982.29	840,982.29	1458
							400,000.00			400,000.00	1459
									100,000.00	100,000.00	1460
							369,355.61			369,355.61	1461
								643,797.51		643,797.51	1462
	125,134.95				125,134.95						1463
	44,550.00				44,550.00						1464
	171.85				171.85						1465
							24,017.00			24,017.00	1466
								21,155.76		21,155.76	1467
	2,022.84				2,022.84						1468
							1,178.96			1,178.96	1469
								81,900.00		81,900.00	1470
							11,906.31			11,906.31	1471
	70,152.90				70,152.90						1472
	10,853.35				10,853.35						1473
	133,786.57				133,786.57						1474
	356.81				356.81						1475
									98,517.34	98,517.34	1476
					22,640.82						1477
					188,708.80						1478
					8,561.53						1479
					24,611.24				187.50	187.50	1480
					1,312,504.40						1482
					51,833.64						1483
					275,140.84						1484
					16,558.55						1485
					30,939.44						1486
					1,800,000.00						1487
					44,039.10						1488
					5,773,230.57						1489
					2,360,956.48						1490
					3,167,749.65						1491
					770,197.60						1492
					73,552.27						1493
									14,980.65	14,980.65	1494
									122.50	122.50	1495
					37,439.02						1496
					1,072,396.91						1497
					168,412.81						1498
					371,264.12						1499
					190,836.74						1500
					119,205.86				106.40	106.40	1501
							6,950.82			6,950.82	1503
								12,706.00		12,706.00	1504
									331,031.85	331,031.85	1505
								117,000.00		117,000.00	1506

**STATEMENT OF FUNCTIONAL DISBURSEMENTS
BY DEPARTMENTS, APPROPRIATIONS, AND ACCOUNTS**

Line No.	Fund No.	Dept. and Div. No.	Acct. No.	NAME OF APPROPRIATION OR ACCOUNT	Total Expenditures	OPERATING				
						General Government	Protection to Persons and Property	Hospitals, Health and Sanitation	Development & Conservation of Natural Resources	Highways
		481-499		EDUCATION, DEPARTMENT OF AND COMMISSIONER OF EDUCATION (Continued)						
		491		University of Florida: (Continued)						
				Law Review Trust Fund—						
1507	2	491	4704	Expenses	\$ 24,698.68	\$	\$	\$	\$	\$
1506	2	491	4750	Investments	5,000.00
				Uniform Payroll Trust Fund—						
1509	2	491	5011	Refunds	29,679.74
1510	2	491	5092	Reissues	1,678.72
1511				Total University of Florida	\$ 306,020,187.18	\$	\$	\$	\$ 63,624,757.24	\$
		492		Florida State University:						
				Educational and General—						
1512	1	492	0101	Salaries	\$ 48,342,459.72	\$	\$	\$	\$	\$
1513	1	492	0103	Other Personal Services	5,425,015.85
1514	1	492	0104	Expenses	10,758,001.04
1515	1	492	0106	Operating Capital Outlay	1,493,042.34
1516	1	492	0108	Fixed Capital Outlay	2,060,052.08
1517	1	492	0110	Special Categories—Star	250,000.00
1518	1	492	0193	Salary Incentive Payment	32,023.61
1519	1	492	0199	Certifications Forward	479,286.45
				Working Capital Trust Fund—						
1520	2	492	0201	Salaries	1,603,777.66
1521	2	492	0203	Other Personal Services	27,163.09
1522	2	492	0204	Expenses	1,021,455.97
1523	2	492	0206	Operating Capital Outlay	67,840.84
1524	2	492	0212	Transfers	105,910.00
				Auxiliary Trust Fund—						
1525	2	492	0301	Salaries	5,876,452.99
1526	2	492	0303	Other Personal Services	993,455.35
1527	2	492	0304	Expenses	8,085,413.98
1528	2	492	0306	Operating Capital Outlay	775,686.42
1529	2	492	0308	Fixed Capital Outlay	127,200.50
1530	2	492	0312	Transfers	12,000.00
1531	2	492	0350	Investments	300,000.00
1532	2	492	0399	Certifications Forward	502,831.82
				Grants and Donations Trust Fund—						
1533	2	492	0518	Library Book Acquisitions	2,092,278.75
1534	2	492	0592	Reissues	397.69
				Continuing Education Extension Incidental Trust Fund—						
1535	2	492	0901	Salaries	487,270.93
1536	2	492	0903	Other Personal Services	254,435.13
1537	2	492	0904	Expenses	331,825.58
1538	2	492	0906	Operating Capital Outlay	20,667.46
1539	2	492	0950	Investments	50,000.00
				Revenue Certificates Series 1950—						
				Interest and Sinking Trust Fund—						
1540	2	492	1450	Investments	14,960.74
1541	2	492	1451	Payment of Debt Service	145,659.00
				Infirmary Revenue Certificates of 1964—						
				Revenue Trust Fund—						
1542	2	492	1551	Payment of Debt Service	22,480.63
				Revenue Certificates of 1950—						
				Repairs and Replacement Trust Fund—						
1543	2	492	1808	Fixed Capital Outlay	8,551.26
1544	2	492	1812	Transfers	232,594.08
1545	2	492	1850	Investments	193,587.81
				Demonstration School Revenue Certificates—						
				Interest and Sinking Trust Fund—						
1546	2	492	2050	Investments	6,289.40
1547	2	492	2051	Payment of Debt Service	39,893.95
				Dormitory Revenue Certificates of 1954—						
				Interest and Sinking Trust Fund—						
1548	2	492	2350	Investments	121.25
1549	2	492	2351	Payment of Debt Service	13,687.50
				Repairs and Replacement Trust Funds—						
1550	2	492	2450	Investments	116.13
				Dormitory Revenue Certificates of 1956—						
				Repairs and Replacement Trust Funds—						
1551	2	492	2650	Investments	250.25
				Interest and Sinking Trust Funds—						
1552	2	492	2751	Payment of Debt Service	7,280.00
				Dormitory Revenue Certificates of 1957—						
				Repairs and Replacement Trust Fund—						
1553	2	492	2906	Operating Capital Outlay	25,155.32
1554	2	492	2950	Investments	668.53
				Interest and Sinking Trust Fund—						
1555	2	492	3050	Investments	95,962.50
1556	2	492	3051	Payment of Debt Service	92,311.25
				Apartment Revenue Certificates of 1959—						
				Interest and Sinking Trust Fund—						
1557	2	492	3450	Investments	25,373.00

**STATEMENT OF FUNCTIONAL DISBURSEMENTS
BY DEPARTMENTS, APPROPRIATIONS, AND ACCOUNTS**

EXPENDITURES						NON-OPERATING EXPENDITURES					Line No.
Public Welfare	Education	Parks, Monuments & Memorials	Correctional Institutions	Retirements, Pensions and Relief Acts	Total Operating Expenditures	Aid to Cities, Counties and Others	Investments	County and Other Debt Service	Transfers, Refunds and Other Non-Operating	Total Non-Operating Expenditures	
\$	\$ 24,698.68	\$	\$	\$	\$ 24,698.68	\$	\$	\$	\$	\$	1507
							5,000.00			5,000.00	1508
									29,679.74	29,679.74	1509
									1,678.72	1,678.72	1510
\$	\$229,985,280.11	\$	\$	\$	\$ 293,610,037.35	\$	\$ 6,093,850.00	\$ 1,376,894.61	\$ 4,939,405.22	\$ 12,410,149.83	1511
\$	\$ 48,342,459.72	\$	\$	\$	\$ 48,342,459.72	\$	\$	\$	\$	\$	1512
	5,425,015.85				5,425,015.85						1513
	10,758,001.04				10,758,001.04						1514
	1,493,042.34				1,493,042.34						1515
	2,060,052.08				2,060,052.08						1516
	250,000.00				250,000.00						1517
	32,023.61				32,023.61						1518
	479,286.45				479,286.45						1519
	1,603,777.66				1,603,777.66						1520
	27,163.09				27,163.09						1521
	1,021,455.97				1,021,455.97						1522
	67,840.84				67,840.84						1523
									105,910.00	105,910.00	1524
	5,876,452.99				5,876,452.99						1525
	993,455.35				993,455.35						1526
	8,085,413.98				8,085,413.98						1527
	775,686.42				775,686.42						1528
	127,200.50				127,200.50						1529
									12,000.00	12,000.00	1530
							300,000.00			300,000.00	1531
	502,831.82				502,831.82						1532
	2,092,278.75				2,092,278.75						1533
									397.69	397.69	1534
	487,270.93				487,270.93						1535
	254,435.13				254,435.13						1536
	331,825.58				331,825.58						1537
	20,667.46				20,667.46						1538
							50,000.00			50,000.00	1539
											1540
							14,960.74			14,960.74	1540
								145,659.00		145,659.00	1541
											1542
								22,480.63		22,480.63	1542
	8,551.26				8,551.26						1543
									232,594.08	232,594.08	1544
							193,587.81			193,587.81	1545
											1546
							6,289.40			6,289.40	1546
								39,893.95		39,893.95	1547
											1548
							121.25			121.25	1548
								13,687.50		13,687.50	1549
											1550
							116.13			116.13	1550
											1551
							250.25			250.25	1551
								7,280.00		7,280.00	1552
											1553
	25,155.32				25,155.32						1553
							668.53			668.53	1554
											1555
							95,962.50			95,962.50	1555
								92,311.25		92,311.25	1556
											1557
							25,373.00			25,373.00	1557

**STATEMENT OF FUNCTIONAL DISBURSEMENTS
BY DEPARTMENTS, APPROPRIATIONS, AND ACCOUNTS**

Line No.	Fund No.	Dept. and Div. No.	Acct. No.	NAME OF APPROPRIATION OR ACCOUNT	Total Expenditures	OPERATING				
						General Government	Protection to Persons and Property	Hospitals, Health and Sanitation	Development & Conservation of Natural Resources	Highways
			481-499	EDUCATION, DEPARTMENT OF AND COMMISSIONER OF EDUCATION (Continued)						
			492	Florida State University: (Continued)						
				Apartment Revenue Certificates of 1959— (Continued)						
				Interest and Sinking Trust Fund— (Continued)						
1558	2	492	3451	Payment of Debt Service	\$ 83,665.00	\$	\$	\$	\$	\$
				Apartment Revenue Certificates of 1961—						
				Interest and Sinking Trust Fund—						
1559	2	492	3750	Investments	11,000.00					
1560	2	492	3751	Payment of Debt Service	72,710.00					
				Repairs and Replacement Trust Fund—						
1561	2	492	4006	Operating Capital Outlay	1,924.28					
				Dormitory Revenue Certificate of 1963—						
				Revenue Trust Fund—						
1562	2	492	4206	Operating Capital Outlay	59,764.00					
1563	2	492	4251	Payment of Debt Service	81,796.76					
				Apartment Revenue Certificate of 1963—						
				Revenue Trust Fund—						
1564	2	492	4406	Operating Capital Outlay	14,414.13					
1565	2	492	4450	Investments	14,000.00					
1566	2	492	4451	Payment of Debt Service	176,670.00					
				Sponsored Research Development Trust Fund—						
1567	2	492	4501	Salaries	7,460,731.98					
1568	2	492	4503	Other Personal Services	6,258,137.80					
1569	2	492	4504	Expenses	5,312,053.61					
1570	2	492	4506	Operating Capital Outlay	1,604,324.05					
1571	2	492	4506	Fixed capital Outlay	68,162.32					
1572	2	492	4512	Transfers	15,180.67					
				Revenue Certificates of 1969—						
				Revenue Trust Fund—						
1573	2	492	4750	Investments	7,980.00					
1574	2	492	4751	Payment of Debt Service	85,075.00					
				Athletic Field House Improvements—						
1575	2	492	4808	Fixed capital Outlay	4,211.36					
				Uniform Payroll Trust Fund—						
1576	2	492	5011	Refunds	17,964.01					
1577	2	492	5092	Reissues	595.34					
1578				Total Florida State University	\$ 113,851,250.16	\$	\$	\$	\$	\$
			493	Florida Agricultural and Mechanical University:						
				Educational and General—						
1579	1	493	0101	Salaries	\$ 13,412,876.77	\$	\$	\$	\$	\$
1580	1	493	0103	Other Personal Services	963,627.15					
1581	1	493	0104	Expenses	2,341,174.25					
1582	1	493	0106	Operating Capital Outlay	396,442.65					
1583	1	493	0108	Fixed Capital Outlay	271,611.37					
1584	1	493	0193	Salary Incentive Payment	6,537.30					
1585	1	493	0199	Certifications Forward	522,189.25					
				Auxiliary Trust Fund—						
1586	2	493	0201	Salaries	557,990.28					
1587	2	493	0203	Other Personal Services	30,977.98					
1588	2	493	0204	Expenses	730,866.86					
1589	2	493	0206	Operating Capital Outlay	19,280.30					
1590	2	493	0212	Transfers	40,067.00					
				Continuing Education Extension Incidental Trust Fund—						
1591	2	493	0303	Other Personal Services	3,312.83					
1592	2	493	0304	Expenses	17,986.97					
				Grants and Donations Trust Fund—						
1593	2	493	0401	Salaries	2,916,466.44					
1594	2	493	0403	Other Personal Services	1,831,472.62					
1595	2	493	0404	Expenses	1,429,004.67					
1596	2	493	0406	Operating Capital Outlay	267,390.71					
1597	2	493	0411	Refunds	6,309.19					
1598	2	493	0412	Transfers	186,078.18					
1599	2	493	0418	Library Book Acquisitions	438,404.00					
1600	2	493	0492	Reissues	242.94					
				Dormitory Revenue Certificates of 1952—						
				Revenue Trust Fund—						
1601	2	493	0912	Transfers	280,500.00					
				Operation and Maintenance Trust Fund—						
1602	2	493	1001	Salaries	82,243.59					
1603	2	493	1003	Other Personal Services	37,512.66					
1604	2	493	1004	Expenses	162,101.37					
				Interest and Sinking Trust Fund—						
1605	2	493	1151	Payment of Debt Service	33,994.90					
				Repairs and Replacement Trust Fund—						
1606	2	493	1250	Investments	23,677.19					
				Apartment Revenue Certificates of 1963—						
				Revenue Trust Fund—						
1607	2	493	1401	Salaries	21,396.40					
1608	2	493	1403	Other Personal Services	1,577.46					
1609	2	493	1404	Expenses	36,222.29					

**STATEMENT OF FUNCTIONAL DISBURSEMENTS
BY DEPARTMENTS, APPROPRIATIONS, AND ACCOUNTS**

EXPENDITURES						NON-OPERATING EXPENDITURES					Line No.
Public Welfare	Education	Parks, Monuments & Memorials	Correctional Institutions	Retirements, Pensions and Relief Acts	Total Operating Expenditures	Aid to Cities, Counties and Others	Investments	County and Other Debt Service	Transfers, Refunds and Other Non-Operating	Total Non-Operating Expenditures	
								\$ 83,665.00		\$ 83,665.00	1558
							11,000.00			11,000.00	1559
								72,710.00		72,710.00	1560
	1,924.28				1,924.28						1561
	59,764.00				59,764.00						1562
								81,798.76		81,798.76	1563
	14,414.13				14,414.13						1564
							14,000.00			14,000.00	1565
								176,670.00		176,670.00	1566
	7,460,731.98				7,460,731.98						1567
	6,258,137.80				6,258,137.80						1568
	5,312,053.61				5,312,053.61						1569
	1,604,324.05				1,604,324.05						1570
	68,162.32				68,162.32						1571
									15,180.67	15,180.67	1572
							7,980.00			7,980.00	1573
								85,075.00		85,075.00	1574
	4,211.36				4,211.36						1575
									17,964.01	17,964.01	1576
									595.34	595.34	1577
\$	\$111,925,067.67	\$	\$	\$	\$ 111,925,067.67	\$	\$ 720,309.61	\$ 821,231.09	\$ 384,641.79	\$ 1,926,182.49	1578
\$	\$ 13,412,876.77	\$	\$	\$	\$ 13,412,876.77	\$	\$	\$	\$	\$	1579
	983,627.15				983,627.15						1580
	2,341,174.25				2,341,174.25						1581
	396,442.65				396,442.65						1582
	271,611.37				271,611.37						1583
	6,537.30				6,537.30						1584
	522,189.25				522,189.25						1585
	557,990.28				557,990.28						1586
	30,977.96				30,977.96						1587
	730,866.86				730,866.86						1588
	19,280.30				19,280.30						1589
									40,067.00	40,067.00	1590
	3,312.83				3,312.83						1591
	17,986.97				17,986.97						1592
	2,916,466.44				2,916,466.44						1593
	1,831,472.62				1,831,472.62						1594
	1,429,004.87				1,429,004.87						1595
	267,390.71				267,390.71						1596
									6,309.19	6,309.19	1597
									186,078.18	186,078.18	1598
	438,404.00				438,404.00						1599
									242.94	242.94	1600
									280,500.00	280,500.00	1601
	82,243.59				82,243.59						1602
	37,512.66				37,512.66						1603
	162,101.37				162,101.37						1604
								33,994.90		33,994.90	1605
							23,677.19			23,677.19	1606
	21,396.40				21,396.40						1607
	1,577.46				1,577.46						1608
	36,222.29				36,222.29						1609

**STATEMENT OF FUNCTIONAL DISBURSEMENTS
BY DEPARTMENTS, APPROPRIATIONS, AND ACCOUNTS**

Line No.	Fund No.	Dept. and Div. No.	Acct. No.	NAME OF APPROPRIATION OR ACCOUNT	Total Expenditures	OPERATING				
						General Government	Protection to Persons and Property	Hospitals, Health and Sanitation	Development & Conservation of Natural Resources	Highways
		481-499		EDUCATION, DEPARTMENT OF AND COMMISSIONER OF EDUCATION (Continued)						
			493	Florida Agricultural and Mechanical University: (Continued)						
				Apartment Revenue Certificates of 1963— (Continued)						
				Revenue Trust Fund— (Continued)						
1610	2	493	1406	Operating Capital Outlay	\$ 13,420.00	\$	\$	\$	\$	\$
1611	2	493	1412	Transfers	18,000.00					
				Dormitory Revenue Certificate of 1964—						
				Revenue Trust Fund—						
1612	2	493	1601	Salaries	77,618.40					
1613	2	493	1603	Other Personal Services	26,347.17					
1614	2	493	1604	Expenses	165,293.48					
1615	2	493	1612	Transfers	36,000.00					
				Hospital—						
				Interest and Sinking Trust Fund—						
1616	2	493	1712	Transfers	8,299.61					
1617	2	493	1751	Payment of Debt Service	22,677.50					
				Operation and Maintenance Trust Fund—						
1618	2	493	1812	Transfers	20,921.88					
				Housing Revenue Certificates of 1969—						
				Revenue Trust Fund—						
1619	2	493	2201	Salaries	32,214.92					
1620	2	493	2204	Expenses	86,997.15					
1621	2	493	2206	Operating Capital Outlay	4,841.00					
1622	2	493	2212	Transfers	10,000.00					
1623	2	493	2250	Investments	74,938.74					
				Apartment Revenue Certificate of 1963—						
				Interest and Sinking Trust Fund—						
1624	2	493	2450	Investments	47,300.00					
1625	2	493	2451	Payment of Debt Service	21,592.50					
				Dormitory Revenue Certificate of 1964—						
				Interest and Sinking Fund—						
1626	2	493	2550	Investments	89,180.00					
1627	2	493	2551	Payment of Debt Service	40,643.73					
				Mobile Home Unit Trust Fund—						
1628	2	493	2612	Transfers	47,500.00					
				Sponsored Research Development Trust Fund—						
1629	2	493	2701	Salaries	83,488.98					
1630	2	493	2703	Other Personal Services	19,554.11					
1631	2	493	2704	Expenses	49,701.26					
1632	2	493	2706	Operating Capital Outlay	18,783.83					
1633	2	493	2712	Transfers	78,177.38					
				Apartment Revenue Certificates of 1963—						
				Repairs and Replacement Trust Fund—						
1634	2	493	3050	Investments	8,298.60					
				Dormitory Revenue Certificate of 1964—						
				Repairs and Replacement Trust Fund—						
1635	2	493	3150	Investments	13,900.00					
				Housing Revenue Certificate of 1969—						
				Interest and Sinking Trust Fund—						
1636	2	493	3250	Investments	39,516.90					
1637	2	493	3251	Payment of Debt Service	16,375.00					
1638				Total Florida Agricultural and Mechanical University	\$ 28,261,117.91	\$	\$	\$	\$	\$
			494	University of Central Florida:						
				Educational and General—						
1639	1	494	0101	Salaries	\$ 19,233,458.23	\$	\$	\$	\$	\$
1640	1	494	0103	Other Personal Services	1,945,955.55					
1641	1	494	0104	Expenses	4,057,613.71					
1642	1	494	0106	Operating Capital Outlay	1,050,444.53					
1643	1	494	0108	Fixed Capital Outlay	901,581.04					
1644	1	494	0110	Special Categories—Star	123,300.00					
1645	1	494	0193	Salary Incentive Payment	12,445.64					
1646	1	494	0199	Certifications Forward	1,028,276.98					
				Grants and Donations Trust Fund—						
1647	2	494	0201	Salaries	1,687,389.41					
1648	2	494	0203	Other Personal Services	1,503,701.52					
1649	2	494	0204	Expenses	1,925,737.88					
1650	2	494	0206	Operating Capital Outlay	167,198.17					
1651	2	494	0208	Fixed Capital Outlay	7,303.14					
1652	2	494	0212	Transfers	157,120.64					
1653	2	494	0218	Library Book Acquisitions	796,864.04					
				Auxiliary Trust Fund—						
1654	2	494	0301	Salaries	964,547.35					
1655	2	494	0303	Other Personal Services	121,552.19					
1656	2	494	0304	Expenses	2,366,260.24					
1657	2	494	0306	Operating Capital Outlay	89,519.07					
1658	2	494	0350	Investments	416,984.53					
				Extension Incidental Trust Fund—						
1659	2	494	0401	Salaries	240,730.36					
1660	2	494	0403	Other Personal Services	102,813.75					
1661	2	494	0404	Expenses	235,575.27					

**STATEMENT OF FUNCTIONAL DISBURSEMENTS
BY DEPARTMENTS, APPROPRIATIONS, AND ACCOUNTS**

EXPENDITURES						NON-OPERATING EXPENDITURES					Line No.
Public Welfare	Education	Parks, Monuments & Memorials	Correctional Institutions	Retirements, Pensions and Relief Acts	Total Operating Expenditures	Aid to Cities, Counties and Others	Investments	County and Other Debt Service	Transfers, Refunds and Other Non-Operating	Total Non-Operating Expenditures	
	\$ 13,420.00				\$ 13,420.00				18,000.00	18,000.00	1610
											1611
	77,618.40				77,618.40						1612
	26,347.17				26,347.17						1613
	165,293.48				165,293.48						1614
									36,000.00	36,000.00	1615
									8,299.61	8,299.61	1616
								22,677.50		22,677.50	1617
									20,921.88	20,921.88	1618
	32,214.92				32,214.92						1619
	86,997.15				86,997.15						1620
	4,841.00				4,841.00						1621
									10,000.00	10,000.00	1622
							74,938.74			74,938.74	1623
							47,300.00			47,300.00	1624
								21,592.50		21,592.50	1625
							89,180.00			89,180.00	1626
								40,643.73		40,643.73	1627
									47,500.00	47,500.00	1628
	83,488.98				83,488.98						1629
	19,554.11				19,554.11						1630
	49,701.26				49,701.26						1631
	18,783.83				18,783.83						1632
									78,177.38	78,177.38	1633
							8,298.60			8,298.60	1634
							13,900.00			13,900.00	1635
							39,516.90			39,516.90	1636
								16,375.00		16,375.00	1637
	\$ 27,096,926.67				\$ 27,096,926.67		\$ 296,811.43	\$ 135,283.63	\$ 732,096.18	\$ 1,164,191.24	1638
											1639
	\$ 19,233,458.23				\$ 19,233,458.23						1640
	1,945,955.55				1,945,955.55						1641
	4,057,613.71				4,057,613.71						1642
	1,050,444.53				1,050,444.53						1643
	901,581.04				901,581.04						1644
	123,300.00				123,300.00						1645
	12,445.64				12,445.64						1646
	1,028,276.98				1,028,276.98						1647
	1,687,389.41				1,687,389.41						1648
	1,503,701.52				1,503,701.52						1649
	1,925,737.88				1,925,737.88						1650
	167,198.17				167,198.17						1651
	7,303.14				7,303.14						1652
	796,864.04				796,864.04				157,120.64	157,120.64	1653
	964,547.35				964,547.35						1654
	121,552.19				121,552.19						1655
	2,366,260.24				2,366,260.24						1656
	89,519.07				89,519.07						1657
							416,984.53			416,984.53	1658
	240,730.36				240,730.36						1659
	102,813.75				102,813.75						1660
	235,575.27				235,575.27						1661

**STATEMENT OF FUNCTIONAL DISBURSEMENTS
BY DEPARTMENTS, APPROPRIATIONS, AND ACCOUNTS**

Line No.	Fund No.	Dept. and Div. No.	Acct. No.	NAME OF APPROPRIATION OR ACCOUNT	Total Expenditures	OPERATING				
						General Government	Protection to Persons and Property	Hospitals, Health and Sanitation	Development & Conservation of Natural Resources	Highways
		481-499		EDUCATION, DEPARTMENT OF AND COMMISSIONER OF EDUCATION (Continued)						
			494	University of Central Florida: (Continued)						
				Extension Incidental Trust Fund— (Continued)						
1662	2	494	0406	Operating Capital Outlay	\$ 5,129.80					
				Dormitory Revenue Certificates of 1967—						
				Revenue Trust Fund—						
1663	2	494	0501	Salaries	96,601.66					
1664	2	494	0503	Other Personal Services	20,630.50					
1665	2	494	0504	Expenses	123,760.09					
1666	2	494	0550	Investments	154,086.53					
1667	2	494	0551	Payment of Debt Service	69,350.00					
				Solar Energy Center Testing Trust Fund—						
1668	2	494	0601	Salaries	12,293.80					
1669	2	494	0604	Expenses	12,956.36					
1670	2	494	0606	Operating Capital Outlay	1,051.30					
				Sponsored Research Development Trust Fund—						
1671	2	494	0701	Salaries	24,615.91					
1672	2	494	0703	Other Personal Services	1,943.39					
1673	2	494	0704	Expenses	17,012.36					
1674	2	494	0706	Operating Capital Outlay	2,659.51					
1675	2	494	0712	Transfers	55,949.23					
1676				Total University of Central Florida	\$ 39,734,415.68					
			495	University of South Florida:						
				Educational and General—						
1677	1	495	0101	Salaries	\$ 19,565,746.49					
1678	1	495	0103	Other Personal Services	2,984,164.97					
1679	1	495	0104	Expenses	7,672,147.82					
1680	1	495	0106	Operating Capital Outlay	947,211.37					
1681	1	495	0108	Fixed Capital Outlay	757,463.18					
1682	1	495	0110	Special Categories—Star	173,250.00					
1683	1	495	0193	Salary Incentive Payment	35,003.48					
1684	1	495	0199	Certifications Forward	1,572,044.79					
				Medical Center—						
1685	1	495	0201	Salaries	10,346,478.18					
1686	1	495	0203	Other Personal Services	718,162.46					
1687	1	495	0204	Expenses	1,790,127.95					
1688	1	495	0206	Operating Capital Outlay	632,195.12					
1689	1	495	0293	Salary Incentive Payment	4,701.63					
1690	1	495	0299	Certifications Forward	676,332.38					
				Working Capital Trust Fund—						
1691	2	495	0201	Salaries	621,643.95					
1692	2	495	0203	Other Personal Services	975.30					
1693	2	495	0204	Expenses	730,846.03					
1694	2	495	0206	Operating Capital Outlay	439.62					
				Auxiliary Trust Fund—						
1695	2	495	0301	Salaries	3,714,633.94					
1696	2	495	0303	Other Personal Services	677,875.04					
1697	2	495	0304	Expenses	4,385,590.15					
1698	2	495	0306	Operating Capital Outlay	131,951.39					
1699	2	495	0312	Transfers	206,428.00					
1700	2	495	0350	Investments	1,550,000.00					
1701	2	495	0392	Reissues	86.53					
				Continuing Education Program Extension Incidental Trust Fund—						
1702	2	495	0501	Salaries	200,589.98					
1703	2	495	0503	Other Personal Services	252,488.19					
1704	2	495	0504	Expenses	229,369.90					
1705	2	495	0506	Operating Capital Outlay	4,303.34					
1706	2	495	0592	Reissues	55.31					
				Grants and Donations Trust Fund—						
1707	2	495	0601	Salaries	4,233,047.74					
1708	2	495	0603	Other Personal Services	2,258,152.69					
1709	2	495	0604	Expenses	1,818,816.10					
1710	2	495	0606	Operating Capital Outlay	928,538.59					
1711	2	495	0612	Transfers	953,871.97					
1712	2	495	0618	Library Book Acquisitions	1,484,321.68					
1713	2	495	0650	Investments	100,000.00					
1714	2	495	0692	Reissues	846.08					
				Dormitory Revenue Certificates of 1959—						
				Operation and Maintenance Trust Fund—						
1715	2	495	0704	Expenses	111,345.56					
1716	2	495	0706	Operating Capital Outlay	2,439.14					
1717	2	495	0712	Transfers	222,360.52					
				Interest and Sinking Trust Fund—						
1718	2	495	0850	Investments	27,400.00					
1719	2	495	0851	Payment of Debt Service	53,300.00					
				Building Maintenance Reserve Trust Fund—						
1720	2	495	0904	Expenses	275.98					
				Dormitory Revenue Certificates of 1960—						
				Operation and Maintenance Trust Fund—						
1721	2	495	1004	Expenses	105,215.94					

**STATEMENT OF FUNCTIONAL DISBURSEMENTS
BY DEPARTMENTS, APPROPRIATIONS, AND ACCOUNTS**

EXPENDITURES						NON-OPERATING EXPENDITURES					Line No.
Public Welfare	Education	Parks, Monuments & Memorials	Correctional Institutions	Retirements, Pensions and Relief Acts	Total Operating Expenditures	Aid to Cities, Counties and Others	Investments	County and Other Debt Service	Transfers, Refunds and Other Non-Operating	Total Non-Operating Expenditures	
\$	\$ 5,129.80	\$	\$	\$	\$ 5,129.80	\$	\$	\$	\$	\$	1662
	96,601.66				96,601.66						1663
	20,630.50				20,630.50						1664
	123,760.09				123,760.09						1665
							154,088.53			154,088.53	1666
								69,350.00		69,350.00	1667
	12,293.80				12,293.80						1668
	12,956.36				12,956.36						1669
	1,051.30				1,051.30						1670
	24,615.91				24,615.91						1671
	1,943.39				1,943.39						1672
	17,012.36				17,012.36						1673
	2,659.51				2,659.51						1674
									55,949.23	55,949.23	1675
\$	\$ 38,880,922.75	\$	\$	\$	\$ 38,880,922.75	\$	\$ 571,073.06	\$ 69,350.00	\$ 213,069.87	\$ 853,492.93	1676
\$	\$ 19,565,746.49	\$	\$	\$	\$ 19,565,746.49	\$	\$	\$	\$	\$	1677
	2,984,164.97				2,984,164.97						1678
	7,672,147.82				7,672,147.82						1679
	947,211.37				947,211.37						1680
	757,463.18				757,463.18						1681
									173,250.00	173,250.00	1682
	35,003.48				35,003.48						1683
	1,572,044.79				1,572,044.79						1684
	10,346,478.18				10,346,478.18						1685
	718,162.46				718,162.46						1686
	1,790,127.95				1,790,127.95						1687
	632,195.12				632,195.12						1688
	4,701.63				4,701.63						1689
	676,332.38				676,332.38						1690
	621,643.95				621,643.95						1691
	975.30				975.30						1692
	730,846.03				730,846.03						1693
	439.62				439.62						1694
	3,714,633.94				3,714,633.94						1695
	677,875.04				677,875.04						1696
	4,385,590.15				4,385,590.15						1697
	131,951.39				131,951.39						1698
									206,428.00	206,428.00	1699
							1,550,000.00			1,550,000.00	1700
									86.53	86.53	1701
	200,589.96				200,589.96						1702
	252,488.19				252,488.19						1703
	229,369.90				229,369.90						1704
	4,303.34				4,303.34						1705
									55.31	55.31	1706
	4,233,047.74				4,233,047.74						1707
	2,258,152.69				2,258,152.69						1708
	1,818,816.10				1,818,816.10						1709
	926,538.59				926,538.59						1710
	1,484,321.88				1,484,321.88				953,871.97	953,871.97	1711
							100,000.00			100,000.00	1712
									846.08	846.08	1713
											1714
	111,345.56				111,345.56						1715
	2,439.14				2,439.14						1716
									222,360.52	222,360.52	1717
							27,400.00			27,400.00	1718
								53,300.00		53,300.00	1719
	275.96				275.96						1720
	105,215.94				105,215.94						1721

**STATEMENT OF FUNCTIONAL DISBURSEMENTS
BY DEPARTMENTS, APPROPRIATIONS, AND ACCOUNTS**

Line No.	Fund No.	Dept. and Div. No.	Acct. No.	NAME OF APPROPRIATION OR ACCOUNT	Total Expenditures	OPERATING				
						General Government	Protection to Persons and Property	Hospitals, Health and Sanitation	Development & Conservation of Natural Resources	Highways
		481-499		EDUCATION, DEPARTMENT OF AND COMMISSIONER OF EDUCATION (Continued)						
		495		University of South Florida: (Continued)						
				Dormitory Revenue Certificates of 1960— (Continued)						
				Operation and Maintenance Trust Fund— (Continued)						
1722	2	495	1006	Operating Capital Outlay	\$ 287.00	\$	\$	\$	\$	\$
1723	2	495	1012	Transfers	222,741.84					
				Interest and Sinking Trust Fund—						
1724	2	495	1150	Investments	35,000.00					
1725	2	495	1151	Payment of Debt Service	65,601.20					
				Maintenance and Equipment Reserve Trust Fund—						
1726	2	495	1204	Expenses	2,912.02					
				Dormitory Revenue Certificates of 1961—						
				Revenue Trust Fund—						
1727	2	495	1304	Expenses	150,055.19					
1728	2	495	1306	Operating Capital Outlay	17,107.61					
1729	2	495	1312	Transfers	308,881.92					
				Interest and Sinking Trust Fund—						
1730	2	495	1450	Investments	55,900.00					
1731	2	495	1451	Payment of Debt Service	112,747.80					
				Dormitory Revenue Certificate of 1962—						
				Revenue Trust Fund—						
1732	2	495	1504	Expenses	189,495.28					
1733	2	495	1506	Operating Capital Outlay	338.90					
1734	2	495	1512	Transfers	369,547.12					
				Dormitory Dining and Auxiliary Revenue Certificates of 1965—						
				Revenue Trust Fund—						
1735	2	495	1704	Expenses	243,603.22					
1736	2	495	1706	Operating Capital Outlay	2,118.70					
1737	2	495	1712	Transfers	469,468.60					
				Interest and Sinking Fund—						
1738	2	495	1850	Investments	62,600.00					
1739	2	495	1851	Payment of Debt Service	145,050.00					
				Sponsored Research Development Trust Fund—						
1740	2	495	1901	Salaries	333,936.90					
1741	2	495	1903	Other Personal Services	29,302.08					
1742	2	495	1904	Expenses	112,549.54					
1743	2	495	1906	Operating Capital Outlay	26,578.85					
				Dormitory Revenue Certificates of 1962—						
				Interest and Sinking Trust Fund—						
1744	2	495	2250	Investments	54,000.00					
1745	2	495	2251	Payment of Debt Service	102,425.00					
				Medical Center—						
				Professional Liability Self-Insurance Trust Fund—						
1746	2	495	2303	Other Personal Services	6,706.20					
1747	2	495	2304	Expenses	216,077.17					
1748	2	495	2350	Investments	150,000.00					
				Operations and Maintenance Trust Fund—						
1749	2	495	2403	Other Personal Services	47,580.71					
1750	2	495	2404	Expenses	585,279.42					
1751	2	495	2406	Operating Capital Outlay	72,120.04					
1752	2	495	2499	Certifications Forward	212,029.34					
1753				Total University of South Florida	\$ 77,284,282.13	\$	\$	\$	\$	\$
		496		Florida Atlantic University:						
				Educational and General—						
1754	1	496	0101	Salaries	\$ 15,422,753.98	\$	\$	\$	\$	\$
1755	1	496	0103	Other Personal Services	918,931.66					
1756	1	496	0104	Expenses	2,334,568.79					
1757	1	496	0106	Operating Capital Outlay	418,064.11					
1758	1	496	0108	Fixed Capital Outlay	706,210.79					
1759	1	496	0110	Special Categories—Star	74,500.00					
1760	1	496	0193	Salary Incentive Payment	10,406.16					
1761	1	496	0199	Certifications Forward	540,372.52					
				Grants and Donations Trust Fund—						
1762	2	496	0201	Salaries	758,832.57					
1763	2	496	0203	Other Personal Services	824,240.03					
1764	2	496	0204	Expenses	383,009.42					
1765	2	496	0206	Operating Capital Outlay	58,186.38					
1766	2	496	0211	Refunds	1,246.55					
1767	2	496	0212	Transfers	144,034.83					
1768	2	496	0218	Library Book Acquisitions	591,078.35					
1769	2	496	0250	Investments	478,423.79					
1770	2	496	0292	Reissues	20.75					
				Auxiliary Trust Fund—						
1771	2	496	0301	Salaries	683,302.01					
1772	2	496	0303	Other Personal Services	243,248.12					
1773	2	496	0304	Expenses	1,656,937.69					
1774	2	496	0306	Operating Capital Outlay	109,766.94					
1775	2	496	0312	Transfers	175,630.00					
1776	2	496	0350	Investments	1,099,393.04					
1777	2	496	0392	Reissues	164.50					

**STATEMENT OF FUNCTIONAL DISBURSEMENTS
BY DEPARTMENTS, APPROPRIATIONS, AND ACCOUNTS**

EXPENDITURES						NON-OPERATING EXPENDITURES					Line No.
Public Welfare	Education	Parks, Monuments & Memorials	Correctional Institutions	Retirements, Pensions and Relief Acts	Total Operating Expenditures	Aid to Cities, Counties and Others	Investments	County and Other Debt Service	Transfers, Refunds and Other Non-Operating	Total Non-Operating Expenditures	
	\$ 287.00				\$ 287.00						1722
									222,741.84	222,741.84	1723
							35,000.00			35,000.00	1724
								65,601.20		65,601.20	1725
	2,912.02				2,912.02						1726
	150,055.19				150,055.19						1727
	17,107.61				17,107.61						1728
									308,881.92	308,881.92	1729
							55,900.00			55,900.00	1730
								112,747.80		112,747.80	1731
	189,495.28				189,495.28						1732
	338.90				338.90						1733
									369,547.12	369,547.12	1734
	243,603.22				243,603.22						1735
	2,118.70				2,118.70						1736
									469,468.60	469,468.60	1737
							62,600.00			62,600.00	1738
								145,050.00		145,050.00	1739
	333,936.90				333,936.90						1740
	29,302.06				29,302.06						1741
	112,549.54				112,549.54						1742
	26,578.85				26,578.85						1743
							54,000.00			54,000.00	1744
								102,425.00		102,425.00	1745
	6,708.20				6,708.20						1746
	216,077.17				216,077.17						1747
							150,000.00			150,000.00	1748
	47,580.71				47,580.71						1749
	585,279.42				585,279.42						1750
	72,120.04				72,120.04						1751
	212,029.34				212,029.34						1752
\$	\$ 71,842,720.24	\$	\$	\$	\$ 71,842,720.24	\$	\$ 2,034,900.00	\$ 479,124.00	\$ 2,927,537.89	\$ 5,441,561.89	1753
\$	\$ 15,422,753.98	\$	\$	\$	\$ 15,422,753.98	\$	\$	\$	\$	\$	1754
	916,931.66				916,931.66						1755
	2,334,568.79				2,334,568.79						1756
	418,064.11				418,064.11						1757
	706,210.79				706,210.79						1758
	74,500.00				74,500.00						1759
	10,408.16				10,408.16						1760
	540,372.52				540,372.52						1761
	758,832.57				758,832.57						1762
	824,240.03				824,240.03						1763
	383,009.42				383,009.42						1764
	58,186.38				58,186.38						1765
									1,246.55	1,246.55	1766
									144,034.83	144,034.83	1767
	591,078.35				591,078.35						1768
							478,423.79			478,423.79	1769
									20.75	20.75	1770
	683,302.01				683,302.01						1771
	243,248.12				243,248.12						1772
	1,656,937.89				1,656,937.89						1773
	109,766.94				109,766.94						1774
									175,630.00	175,630.00	1775
							1,099,393.04			1,099,393.04	1776
									164.50	164.50	1777

**STATEMENT OF FUNCTIONAL DISBURSEMENTS
BY DEPARTMENTS, APPROPRIATIONS, AND ACCOUNTS**

Line No	Fund No	Dept and Div No	Acct No	NAME OF APPROPRIATION OR ACCOUNT	Total Expenditures	OPERATING				
						General Government	Protection to Persons and Property	Hospitals, Health and Sanitation	Development & Conservation of Natural Resources	Highways
		481-499	EDUCATION, DEPARTMENT OF AND COMMISSIONER OF EDUCATION (Continued)							
		496	Florida Atlantic University: (Continued)							
		Continuing Education Program Extension Incidental Trust Fund—								
1778	2	496	0401	Salaries	\$ 384,752.77	\$	\$	\$	\$	\$
1779	2	496	0403	Other Personal Services	113,622.21					
1780	2	496	0404	Expenses	205,369.77					
1781	2	496	0406	Operating Capital Outlay	1,932.14					
1782	2	496	0411	Refunds	799.33					
1783	2	496	0450	Investments	149,420.73					
		Dormitory Revenue Certificates of 1964—								
		Revenue Trust Fund—								
1784	2	496	0804	Expenses	94.29					
1785	2	496	0850	Investments	214,754.17					
1786	2	496	0851	Payment of Debt Service	46,230.00					
		Revenue Certificates of 1966-A Issue—								
		Revenue Trust Fund—								
1787	2	496	0904	Expenses	68.94					
1788	2	496	0950	Investments	169,286.77					
1789	2	496	0951	Payment of Debt Service	52,800.00					
		Revenue Certificates of 1966-B Issue—								
		Revenue Trust Fund—								
1790	2	496	1004	Expenses	84.36					
1791	2	496	1050	Investments	211,615.56					
1792	2	496	1051	Payment of Debt Service	46,600.00					
		Sponsored Research Development Trust Fund—								
1793	2	496	1301	Salaries	14,702.92					
1794	2	496	1303	Other Personal Services	5,179.50					
1795	2	496	1304	Expenses	6,959.62					
1796	2	496	1350	Investments	99,109.58					
1797	Total Florida Atlantic University				\$ 29,354,707.64	\$	\$	\$	\$	\$
		497	University of West Florida:							
		Educational and General—								
1798	1	497	0101	Salaries	\$ 11,797,488.41	\$	\$	\$	\$	\$
1799	1	497	0103	Other Personal Services	801,637.22					
1800	1	497	0104	Expenses	2,228,499.24					
1801	1	497	0106	Operating Capital Outlay	376,422.26					
1802	1	497	0108	Fixed Capital Outlay	354,335.23					
1803	1	497	0110	Special Categories—Star	14,000.00					
1804	1	497	0193	Salary Incentive Payment	9,318.13					
1805	1	497	0199	Certifications Forward	438,078.19					
		Grants and Donations Trust Fund—								
1806	2	497	0201	Salaries	120,797.89					
1807	2	497	0203	Other Personal Services	287,434.59					
1808	2	497	0204	Expenses	9,918.20					
1809	2	497	0206	Operating Capital Outlay	137.50					
1810	2	497	0212	Transfers	10,000.00					
1811	2	497	0218	Library Book Acquisitions	628,602.55					
1812	2	497	0292	Reissues	124.45					
		Auxiliary Trust Fund—								
1813	2	497	0301	Salaries	236,833.76					
1814	2	497	0303	Other Personal Services	38,879.28					
1815	2	497	0304	Expenses	834,443.13					
1816	2	497	0306	Operating Capital Outlay	42,205.77					
1817	2	497	0308	Fixed Capital Outlay	18,011.55					
1818	2	497	0350	Investments	153,190.20					
1819	2	497	0351	Payment of Debt Service	11,400.00					
1820	2	497	0392	Reissues	1,546.00					
		Continuing Education Program Extension Incidental Trust Fund—								
1821	2	497	0401	Salaries	57,734.13					
1822	2	497	0403	Other Personal Services	53,230.08					
1823	2	497	0404	Expenses	71,195.27					
1824	2	497	0406	Operating Capital Outlay	146.28					
1825	2	497	0412	Transfers	5,545.39					
		Dormitory Revenue Certificates of 1966—								
		Revenue Trust Fund—								
1826	2	497	0601	Salaries	74,265.40					
1827	2	497	0603	Other Personal Services	19,922.73					
1828	2	497	0604	Expenses	142,410.42					
1829	2	497	0606	Operating Capital Outlay	3,186.89					
1830	2	497	0650	Investments	69,647.73					
1831	2	497	0651	Payment of Debt Service	75,250.00					
		Dormitory Revenue Certificates of 1972—								
		Revenue Trust Fund—								
1832	2	497	0701	Salaries	75,544.30					
1833	2	497	0703	Other Personal Services	22,999.94					
1834	2	497	0704	Expenses	104,672.39					
1835	2	497	0706	Operating Capital Outlay	8,034.90					
1836	2	497	0750	Investments	29,852.76					
1837	2	497	0751	Payment of Debt Service	136,223.55					

**STATEMENT OF FUNCTIONAL DISBURSEMENTS
BY DEPARTMENTS, APPROPRIATIONS, AND ACCOUNTS**

EXPENDITURES						NON-OPERATING EXPENDITURES					Line No.
Public Welfare	Education	Parks, Monuments & Memorials	Correctional Institutions	Retirements, Pensions and Relief Acts	Total Operating Expenditures	Aid to Cities, Counties and Others	Investments	County and Other Debt Service	Transfers, Refunds and Other Non-Operating	Total Non-Operating Expenditures	
\$	\$ 384,752.77	\$	\$	\$	\$ 384,752.77	\$	\$	\$	\$	\$	1778
	113,622.21				113,622.21						1779
	205,369.77				205,369.77						1780
	1,932.14				1,932.14						1781
									799.33	799.33	1782
							149,420.73			149,420.73	1783
	94.29				94.29						1784
							214,754.17			214,754.17	1785
								46,230.00		46,230.00	1786
	68.94				68.94						1787
							169,286.77			169,286.77	1788
								52,800.00		52,800.00	1789
	84.36				84.36						1790
							211,615.56			211,615.56	1791
								46,600.00		46,600.00	1792
	14,702.92				14,702.92						1793
	5,179.50				5,179.50						1794
	6,959.62				6,959.62						1795
							99,109.58			99,109.58	1796
\$	\$ 26,465,178.04	\$	\$	\$	\$ 26,465,178.04	\$	\$ 2,422,003.64	\$ 145,630.00	\$ 321,895.96	\$ 2,889,529.60	1797
\$	\$ 11,797,488.41	\$	\$	\$	\$ 11,797,488.41	\$	\$	\$	\$	\$	1798
	801,637.22				801,637.22						1799
	2,228,499.24				2,228,499.24						1800
	376,422.26				376,422.26						1801
	354,335.23				354,335.23						1802
	14,000.00				14,000.00						1803
	9,318.13				9,318.13						1804
	438,078.19				438,078.19						1805
	120,797.89				120,797.89						1806
	287,434.59				287,434.59						1807
	9,918.20				9,918.20						1808
	137.50				137.50						1809
	628,602.55				628,602.55				10,000.00	10,000.00	1810
									124.45	124.45	1811
	236,833.76				236,833.76						1812
	38,879.28				38,879.28						1813
	834,443.13				834,443.13						1814
	42,205.77				42,205.77						1815
	18,011.55				18,011.55						1816
							153,190.20			153,190.20	1817
								11,400.00		11,400.00	1818
									1,546.00	1,546.00	1819
	57,734.13				57,734.13						1820
	53,230.08				53,230.08						1821
	71,195.27				71,195.27						1822
	146.28				146.28						1823
									5,545.39	5,545.39	1824
	74,265.40				74,265.40						1825
	19,922.73				19,922.73						1826
	142,410.42				142,410.42						1827
	3,186.89				3,186.89						1828
							69,647.73			69,647.73	1829
								75,250.00		75,250.00	1830
	75,544.30				75,544.30						1831
	22,999.94				22,999.94						1832
	104,672.39				104,672.39						1833
	8,034.90				8,034.90						1834
							29,852.76			29,852.76	1835
								136,223.55		136,223.55	1836

**STATEMENT OF FUNCTIONAL DISBURSEMENTS
BY DEPARTMENTS, APPROPRIATIONS, AND ACCOUNTS**

Line No.	Fund No.	Dept. and Div. No.	Acct. No.	NAME OF APPROPRIATION OR ACCOUNT	Total Expenditures	OPERATING					
						General Government	Protection to Persons and Property	Hospitals, Health and Sanitation	Development & Conservation of Natural Resources	Highways	
		481-499	EDUCATION, DEPARTMENT OF AND COMMISSIONER OF EDUCATION (Continued)								
		497	University of West Florida: (Continued)								
			Sponsored Research Development Trust Fund--								
1838	2	497	0801	Salaries	\$ 1,729,356.77						
1839	2	497	0803	Other Personal Services	1,319,677.23						
1840	2	497	0804	Expenses	1,080,247.63						
1841	2	497	0806	Operating Capital Outlay	122,543.57						
1842	2	497	0812	Transfers	15,318.45						
1843	2	497	0892	Reissues	24.95						
			Uniform Payroll Trust Fund--								
1844	2	497	5011	Refunds	5,393.69						
1845	2	497	5092	Reissues	32.00						
1846	Total University of West Florida				\$ 23,635,760.00						
		498	Florida International University:								
			Educational and General--								
1847	1	498	0101	Salaries	\$ 21,643,158.15						
1848	1	498	0103	Other Personal Services	1,519,702.91						
1849	1	498	0104	Expenses	4,572,549.93						
1850	1	498	0106	Operating Capital Outlay	354,662.23						
1851	1	498	0108	Fixed Capital Outlay	541,326.19						
1852	1	498	0110	Special Categories--Star	60,000.00						
1853	1	498	0193	Salary Incentive Payment	22,626.35						
1854	1	498	0199	Certifications Forward	853,852.38						
			Extension Incidental Trust Fund--								
1855	2	498	0201	Salaries	106,911.60						
1856	2	498	0203	Other Personal Services	338,813.92						
1857	2	498	0204	Expenses	229,420.44						
1858	2	498	0206	Operating Capital Outlay	134,315.18						
1859	2	498	0211	Refunds	30,476.75						
1860	2	498	0250	Investments	357,000.00						
			Grants and Donations Trust Fund--								
1861	2	498	0301	Salaries	1,835,352.59						
1862	2	498	0303	Other Personal Services	1,061,520.54						
1863	2	498	0304	Expenses	719,998.92						
1864	2	498	0306	Operating Capital Outlay	51,183.50						
1865	2	498	0311	Refunds	42,936.67						
1866	2	498	0318	Library Book Acquisitions	997,885.85						
1867	2	498	0392	Reissues	371.00						
			Auxiliary Trust Fund--								
1868	2	498	0501	Salaries	623,204.97						
1869	2	498	0503	Other Personal Services	79,637.99						
1870	2	498	0504	Expenses	991,854.82						
1871	2	498	0506	Operating Capital Outlay	358,571.13						
1872	2	498	0511	Refunds	15.50						
1873	2	498	0512	Transfers	114,497.61						
1874	2	498	0550	Investments	430,000.00						
			Sponsored Research Development Trust Fund--								
1875	2	498	0803	Other Personal Services	7,727.88						
1876	2	498	0804	Expenses	36,028.30						
1877	2	498	0806	Operating Capital Outlay	1,497.13						
1878	Total Florida International University				\$ 38,117,900.43						
		499	University of North Florida:								
			Educational and General--								
1879	1	499	0101	Salaries	\$ 9,266,304.06						
1880	1	499	0103	Other Personal Services	589,631.01						
1881	1	499	0104	Expenses	1,520,188.29						
1882	1	499	0106	Operating Capital Outlay	123,875.67						
1883	1	499	0108	Fixed Capital Outlay	382,111.04						
1884	1	499	0193	Salary Incentive Payment	9,601.26						
1885	1	499	0199	Certifications Forward	114,356.04						
			Extension Incidental Trust Fund--								
1886	2	499	0201	Salaries	79,809.40						
1887	2	499	0203	Other Personal Services	55,604.62						
1888	2	499	0204	Expenses	65,465.65						
1889	2	499	0206	Operating Capital Outlay	3,542.77						
			Auxiliary Trust Fund--								
1890	2	499	0301	Salaries	152,428.35						
1891	2	499	0303	Other Personal Services	22,209.24						
1892	2	499	0304	Expenses	608,085.97						
1893	2	499	0306	Operating Capital Outlay	6,236.92						
1894	2	499	0392	Reissues	384.38						
			Grants and Donations Trust Fund--								
1895	2	499	0401	Salaries	697,303.83						
1896	2	499	0403	Other Personal Services	316,000.21						
1897	2	499	0404	Expenses	310,886.16						
1898	2	499	0406	Operating Capital Outlay	8,221.62						
1899	2	499	0412	Transfers	55,505.55						
1900	2	499	0418	Library Book Acquisitions	433,207.11						
1901	2	499	0492	Reissues	77.67						

**STATEMENT OF FUNCTIONAL DISBURSEMENTS
BY DEPARTMENTS, APPROPRIATIONS, AND ACCOUNTS**

EXPENDITURES						NON-OPERATING EXPENDITURES					Line No.
Public Welfare	Education	Parks, Monuments & Memorials	Correctional Institutions	Retirements, Pensions and Relief Acts	Total Operating Expenditures	Aid to Cities, Counties and Others	Investments	County and Other Debt Service	Transfers, Refunds and Other Non-Operating	Total Non-Operating Expenditures	
\$	\$ 1,729,356.77	\$	\$	\$	\$ 1,729,356.77	\$	\$	\$	\$	\$	1838
	1,319,677.23				1,319,677.23						1839
	1,080,247.63				1,080,247.63						1840
	122,543.57				122,543.57						1841
									15,318.45	15,318.45	1842
									24.95	24.95	1843
									5,393.69	5,393.69	1844
									32.00	32.00	1845
\$	\$ 23,122,210.83	\$	\$	\$	\$ 23,122,210.83	\$	\$ 252,690.69	\$ 222,873.55	\$ 37,964.93	\$ 513,549.17	1846
\$	\$ 21,643,158.15	\$	\$	\$	\$ 21,643,158.15	\$	\$	\$	\$	\$	1847
	1,519,702.91				1,519,702.91						1848
	4,572,549.93				4,572,549.93						1849
	354,662.23				354,662.23						1850
	541,326.19				541,326.19						1851
	60,000.00				60,000.00						1852
	22,626.35				22,626.35						1853
	853,852.38				853,852.38						1854
											1855
	106,911.60				106,911.60						1855
	338,813.92				338,813.92						1856
	229,420.44				229,420.44						1857
	134,315.16				134,315.16						1858
									30,476.75	30,476.75	1859
							357,000.00			357,000.00	1860
											1861
	1,835,352.59				1,835,352.59						1861
	1,061,520.54				1,061,520.54						1862
	719,998.92				719,998.92						1863
	51,183.50				51,183.50						1864
									42,936.67	42,936.67	1865
	997,885.85				997,885.85						1866
									371.00	371.00	1867
											1868
	623,204.97				623,204.97						1868
	79,637.99				79,637.99						1869
	991,654.82				991,654.82						1870
	359,571.13				359,571.13						1871
									15.50	15.50	1872
									114,497.61	114,497.61	1873
							430,000.00			430,000.00	1874
											1875
	7,727.88				7,727.88						1875
	36,028.30				36,028.30						1876
	1,497.13				1,497.13						1877
\$	\$ 37,142,602.90	\$	\$	\$	\$ 37,142,602.90	\$	\$ 787,000.00	\$	\$ 188,297.53	\$ 975,297.53	1878
\$	\$ 9,266,304.06	\$	\$	\$	\$ 9,266,304.06	\$	\$	\$	\$	\$	1879
	589,631.01				589,631.01						1880
	1,520,188.29				1,520,188.29						1881
	123,875.67				123,875.67						1882
	382,111.04				382,111.04						1883
	9,601.26				9,601.26						1884
	114,356.04				114,356.04						1885
											1886
	79,809.40				79,809.40						1886
	55,604.62				55,604.62						1887
	65,465.65				65,465.65						1888
	3,542.77				3,542.77						1889
											1890
	152,428.35				152,428.35						1890
	22,209.24				22,209.24						1891
	606,085.97				606,085.97						1892
	6,236.92				6,236.92						1893
									384.38	384.38	1894
											1895
	697,303.83				697,303.83						1895
	316,000.21				316,000.21						1896
	310,886.16				310,886.16						1897
	8,221.62				8,221.62						1898
									55,505.55	55,505.55	1899
	433,207.11				433,207.11						1900
									77.67	77.67	1901

STATEMENT OF FUNCTIONAL DISBURSEMENTS BY DEPARTMENTS, APPROPRIATIONS, AND ACCOUNTS

Line No.	Fund No.	Dept. and Div. No.	Acct. No.	NAME OF APPROPRIATION OR ACCOUNT	Total Expenditures	OPERATING					
						General Government	Protection to Persons and Property	Hospitals, Health and Sanitation	Development & Conservation of Natural Resources	Highways	
481-499 EDUCATION, DEPARTMENT OF AND COMMISSIONER OF EDUCATION (Continued)											
499 University of North Florida: (Continued)											
Sponsored Research Development Trust Fund—											
1902	2	499	0801	Salaries	\$ 9,730.17						
1903	2	499	0803	Other Personal Services	6,145.21						
1904	2	499	0804	Expenses	76,256.67						
1905	2	499	0805	Operating Capital Outlay	674.40						
1906				Total University of North Florida	\$ 14,913,843.27						
TOTAL DEPARTMENT OF EDUCATION AND COMMISSIONER OF EDUCATION						\$ 3,438,149,334.02	\$ 1,234,208.20			\$ 63,624,757.24	
510-519 ADMINISTRATION, DEPARTMENT OF											
510 Office of the Secretary:											
1908	1	510	0101	Salaries	\$ 64,636.00	\$ 64,636.00					
1909	1	510	0104	Expenses	9,204.00	9,204.00					
1910	1	510	0106	Operating Capital Outlay	671.00	671.00					
Administrative Trust Fund—											
1911	2	510	0101	Salaries	805,667.49	805,667.49					
1912	2	510	0103	Other Personal Services	75,101.29	75,101.29					
1913	2	510	0104	Expenses	245,446.77	245,446.77					
1914	2	510	0106	Operating Capital Outlay	12,777.36	12,777.36					
1915	2	510	0112	Transfers	26,446.22						
1916	2	510	0199	Certifications Forward	6,816.77	6,816.77					
Grants and Donations Trust Fund—											
1917	2	510	0312	Transfers	46,588.89						
Federal Revenue Sharing Fund—											
1918	4	510	0250	Investments	68,316,841.90						
1919				Total Office of the Secretary	\$ 69,610,197.69	\$ 1,220,320.68					
511 Division of Budget:											
Public Works Employment Act Trust Fund—											
1920	2	511	0212	Transfers	\$ 122.84						
1921				Total Division of Budget	\$ 122.84						
512 Division of State Planning:											
State Planning Trust Fund—											
1922	2	512	0111	Refunds	\$ 10,389.00						
1923	2	512	0112	Transfers	150,425.33						
Governor's Highway Safety Commission Trust Fund—											
1924	2	512	0212	Transfers	100,000.00						
Governor's Council on Criminal Justice Trust Fund—											
1925	2	512	0312	Transfers	147,773.61						
Block Grant Matching Trust Fund—											
1926	2	512	0412	Transfers	2,901,076.64						
State-Federal Relations Trust Fund—											
1927	2	512	0612	Transfers	1,431,949.20						
1928				Total Division of State Planning	\$ 4,741,613.78						
513 Division of State Planning:											
Advocacy Commission for the Developmentally Disabled Trust Fund—											
1929	2	513	0112	Transfers	\$ 19,439.91						
1930				Total Division of State Planning	\$ 19,439.91						
514 Division of Administrative Hearings:											
1931	1	514	0101	Salaries	\$ 528,765.76	\$ 528,765.76					
1932	1	514	0103	Other Personal Services	3,783.21	3,783.21					
1933	1	514	0104	Expenses	99,085.95	99,085.95					
1934	1	514	0106	Operating Capital Outlay	337.58	337.58					
1935	1	514	0199	Certifications Forward	10,083.49	10,083.49					
Administrative Trust Fund—											
1936	2	514	0101	Salaries	61,506.02	61,506.02					
1937	2	514	0103	Other Personal Services	1,082.38	1,082.38					
1938	2	514	0104	Expenses	15,110.50	15,110.50					
1939	2	514	0106	Operating Capital Outlay	883.52	883.52					
1940				Total Division of Administrative Hearings	\$ 720,638.41	\$ 720,638.41					
515 Division of Personnel:											
Special Categories—Personnel Enhancements—											
1941	1	515	0120	Data Processing Services	\$ 275,219.28	\$ 275,219.28					
1942	1	515	0199	Certifications Forward	113,080.21	113,080.21					
State Personnel System Trust Fund—											
1943	2	515	0101	Salaries	664,920.49	664,920.49					
1944	2	515	0103	Other Personal Services	10,917.03	10,917.03					
1945	2	515	0104	Expenses	136,706.73	136,706.73					
1946	2	515	0106	Operating Capital Outlay	2,098.39	2,098.39					
1947	2	515	0111	Refunds	238.00						

**STATEMENT OF FUNCTIONAL DISBURSEMENTS
BY DEPARTMENTS, APPROPRIATIONS, AND ACCOUNTS**

EXPENDITURES						NON-OPERATING EXPENDITURES					Line No
Public Welfare	Education	Parks, Monuments & Memorials	Correctional Institutions	Retirements, Pensions and Relief Acts	Total Operating Expenditures	Aid to Cities, Counties and Others	Investments	County and Other Debt Service	Transfers, Refunds and Other Non-Operating	Total Non-Operating Expenditures	
\$	9,730.17				9,730.17						1902
	6,145.21				6,145.21						1903
	76,256.67				76,256.67						1904
	674.40				674.40						1905
\$	14,857,875.67				14,857,875.67				55,967.60	55,967.60	1906
\$	5,453,726.96	803,883,597.01			874,196,289.41	\$2,140,171,500.72	\$ 179,209,430.57	\$ 3,250,386.88	\$ 241,321,726.44	\$2,563,953,044.61	1907
\$					64,636.00						1908
					9,204.00						1909
					671.00						1910
					805,667.49						1911
					75,101.29						1912
					245,446.77						1913
					12,777.36						1914
					8,816.77				26,446.22	26,446.22	1915
											1916
									46,588.89	46,588.89	1917
							68,316,841.90			68,316,841.90	1918
\$					1,220,320.68		68,316,841.90		73,035.11	68,389,877.01	1919
\$									122.84	122.84	1920
\$									122.84	122.84	1921
\$									10,389.00	10,389.00	1922
									150,425.33	150,425.33	1923
									100,000.00	100,000.00	1924
									147,773.61	147,773.61	1925
									2,901,076.64	2,901,076.64	1926
									1,431,949.20	1,431,949.20	1927
\$									4,741,613.78	4,741,613.78	1928
\$									19,439.91	19,439.91	1929
\$									19,439.91	19,439.91	1930
\$					528,765.76						1931
					3,783.21						1932
					99,085.95						1933
					337.58						1934
					10,083.41						1935
					61,506.02						1936
					1,082.38						1937
					15,110.50						1938
					883.52						1939
\$					720,638.41						1940
\$					275,219.28						1941
					113,080.21						1942
					664,920.49						1943
					10,917.03						1944
					136,706.73						1945
					2,098.39						1946
									238.00	238.00	1947

**STATEMENT OF FUNCTIONAL DISBURSEMENTS
BY DEPARTMENTS, APPROPRIATIONS, AND ACCOUNTS**

Line No.	Fund No.	Dept. and Div. No.	Acct. No.	NAME OF APPROPRIATION OR ACCOUNT	Total Expenditures	OPERATING				
						General Government	Protection to Persons and Property	Hospitals, Health and Sanitation	Development & Conservation of Natural Resources	Highways
510-519 ADMINISTRATION, DEPARTMENT OF (Continued)										
Division of Personnel: (Continued)										
1948	2	515	0112	Transfers	\$ 3,085,862.90	\$	\$	\$	\$	\$
1949	2	515	0150	Investments	400,000.00					
1950	2	515	0199	Certifications Forward	162,020.87	162,020.87				
Grants and Donations Trust Fund—										
1951	2	515	0201	Salaries	62,738.27	62,738.27				
1952	2	515	0203	Other Personal Services	16,042.36	16,042.36				
1953	2	515	0204	Expenses	10,080.83	10,080.83				
1954	2	515	0206	Operating Capital Outlay	660.19	660.19				
1955	2	515	0212	Transfers	219,955.00					
1956	2	515	0230	Aid to Local Government—Intergovernmental Personnel Grants	354,515.00					
1957	2	515	0299	Certifications Forward	810.31	810.31				
State Employees Life Insurance Trust Fund—										
1958	2	515	0310	Special Categories—Employer/Employee Adjustments	3,646.04	3,646.04				
1959	2	515	0311	Refunds	545,689.13					
1960	2	515	0328	Payment of Premiums	1,630,657.73	1,630,657.73				
1961	2	515	0350	Investments	1,300,000.00					
State Employee's Savings Bonds Trust Fund—										
1962	2	515	0411	Refunds	65,565.98					
1963	2	515	0426	Adjustments	8,138.89					
1964	2	515	0426	Purchase of Bonds	2,296,518.75					
1965	2	515	0450	Investments	1,000,000.00					
1966	2	515	0492	Reissues	38.75					
State Employees Health Insurance Trust Fund—										
1967	2	515	0501	Salaries	257,399.52	257,399.52				
1968	2	515	0503	Other Personal Services	1,617,226.19	1,617,226.19				
1969	2	515	0504	Expenses	39,578.96	39,578.96				
1970	2	515	0506	Operating Capital Outlay	1,497.91	1,497.91				
1971	2	515	0510	Special Categories—Employer/Employee Adjustments	111,048.69	111,048.69				
1972	2	515	0511	Refunds	317,958.81					
1973	2	515	0547	Special Categories—Transfer to Barnett Bank	37,900,000.00	37,900,000.00				
1974	2	515	0550	Purchase of Investments	39,450,000.00					
1975	2	515	0591	Data Processing Services	87,285.11	87,285.11				
1976	2	515	0599	Certifications Forward	122,809.24	122,809.24				
1977				Total Division of Personnel	\$ 92,270,925.56	\$ 43,226,444.35	\$	\$	\$	\$
Division of Retirement:										
1978	1	516	0101	Salaries	\$ 60,450.68	\$ 60,450.68	\$	\$	\$	\$
1979	1	516	0104	Expenses	28,591.22	28,591.22				
1980	1	516	0106	Operating Capital Outlay	10,623.02	10,623.02				
1981	1	516	0110	Special Categories—Elected State Officers Retirement Matching	61,108.56					
Teachers Special Pensions—										
1982	1	516	0447	Pensions and Benefits	90,063.00					
State Officers and Employees—										
1983	1	516	0547	Pensions and Benefits	1,660,807.83					
Disability Benefits to Justices and Judges—										
1984	1	516	0647	Pensions and Benefits	70,439.40					
Confederate Pensions—										
1985	1	516	0747	Pensions and Benefits	14,623.92					
Special Pensions and Relief Act—										
1986	1	516	0847	Pensions and Benefits	15,242.52					
Minimum Benefits Adjustment—										
1987	1	516	0942	Pension and Benefits	1,898,492.75					
Florida National Guard—										
1988	1	516	1047	Pensions and Benefits	283,068.40					
Retirement System Trust Fund—										
1989	2	516	0111	Refunds	14,072,194.54					
1990	2	516	0112	Transfers	6,500,000.00					
1991	2	516	0126	Adjustments to Retirement Deductions	10,930.03					
1992	2	516	0127	Adjustments to Matching Deductions	500,739.53					
1993	2	516	0142	Member Benefits	198,864,244.36					
1994	2	516	0150	Investments	759,908,000.00					
1995	2	516	0192	Reissues	43,525.93					
Operating Trust Fund—										
1996	2	516	0201	Salaries	2,772,619.74	2,772,619.74				
1997	2	516	0203	Other Personal Services	98,828.86	98,828.86				
1998	2	516	0204	Expenses	947,318.16	947,318.16				
1999	2	516	0206	Operating Capital Outlay	32,345.12	32,345.12				
2000	2	516	0212	Transfers	334,875.00					
2001	2	516	0291	Data Processing Services	606,879.23	606,879.23				
2002	2	516	0299	Certifications Forward	295,565.79	295,565.79				
Social Security Contribution Trust Fund—										
2003	2	516	0412	Transfers	12,998.58					
Social Security Administration Trust Fund—										
2004	2	516	0511	Refunds	516,936.63					
2005	2	516	0512	Transfers	12,356.69					
2006	2	516	0526	Adjustments to Employee Contributions	296,005.64					
2007	2	516	0527	Adjustments to Matching Contributions	296,025.33					
2008	2	516	0541	Payments to U.S. Treasurer	609,650,752.37					
2009	2	516	0550	Investments	633,283,000.00					
2010	2	516	0592	Reissues	103.52					

**STATEMENT OF FUNCTIONAL DISBURSEMENTS
BY DEPARTMENTS, APPROPRIATIONS, AND ACCOUNTS**

EXPENDITURES						NON-OPERATING EXPENDITURES					Line No.
Public Welfare	Education	Parks, Monuments & Memorials	Correctional Institutions	Retirements, Pensions and Relief Acts	Total Operating Expenditures	Aid to Cities, Counties and Others	Investments	County and Other Debt Service	Transfers, Refunds and Other Non-Operating	Total Non-Operating Expenditures	
\$	\$	\$	\$	\$	\$	\$	\$	\$	\$ 3,085,862.90	\$ 3,085,862.90	1948
					162,020.87		400,000.00			400,000.00	1949
					62,738.27						1951
					16,042.36						1952
					10,080.83						1953
					660.19						1954
									219,955.00	219,955.00	1955
					810.31				354,515.00	354,515.00	1956
											1957
					3,646.04						1958
									545,689.13	545,689.13	1959
					1,630,657.73						1960
							1,300,000.00			1,300,000.00	1961
									65,565.98	65,565.98	1962
									8,138.89	8,138.89	1963
									2,296,518.75	2,296,518.75	1964
							1,000,000.00			1,000,000.00	1965
									38.75	38.75	1966
					257,399.52						1967
					1,617,226.19						1968
					39,578.96						1969
					1,497.91						1970
					111,048.69						1971
									317,958.81	317,958.81	1972
					37,900,000.00						1973
							39,450,000.00			39,450,000.00	1974
					87,285.11						1975
					122,809.24						1976
\$	\$	\$	\$	\$	\$ 43,226,444.35	\$	\$ 42,150,000.00	\$	\$ 6,894,481.21	\$ 49,044,481.21	1977
\$	\$	\$	\$	\$	\$ 60,450.68	\$	\$	\$	\$	\$	1978
					28,591.22						1979
					10,623.02						1980
				61,108.56	61,108.56						1981
				90,063.00	90,063.00						1982
				1,660,807.83	1,660,807.83						1983
				70,439.40	70,439.40						1984
				14,623.92	14,623.92						1985
				15,242.52	15,242.52						1986
									1,898,492.75	1,898,492.75	1987
				283,068.40	283,068.40						1988
									14,072,194.54	14,072,194.54	1989
									6,500,000.00	6,500,000.00	1990
									10,930.03	10,930.03	1991
									500,739.53	500,739.53	1992
				198,864,244.36	198,864,244.36						1993
							759,908,000.00			759,908,000.00	1994
									43,525.93	43,525.93	1995
					2,772,619.74						1996
					98,828.66						1997
					947,318.16						1998
					32,345.12						1999
									334,875.00	334,875.00	2000
					606,879.23						2001
					295,565.79						2002
									12,998.58	12,998.58	2003
									516,936.63	516,936.63	2004
									12,356.69	12,356.69	2005
									296,005.64	296,005.64	2006
									296,025.33	296,025.33	2007
									609,650,752.37	609,650,752.37	2008
							633,283,000.00			633,283,000.00	2009
									103.52	103.52	2010

**STATEMENT OF FUNCTIONAL DISBURSEMENTS
BY DEPARTMENTS, APPROPRIATIONS, AND ACCOUNTS**

Line No.	Fund No.	Dept. and Div. No.	Acct. No.	NAME OF APPROPRIATION OR ACCOUNT	Total Expenditures	OPERATING				
						General Government	Protection to Persons and Property	Hospitals, Health and Sanitation	Development & Conservation of Natural Resources	Highways
510-519 ADMINISTRATION, DEPARTMENT OF (Continued)										
Division of Retirement: (Continued)										
Survivor's Benefits Trust Fund—										
2011	2	516	0642	Survivor's Benefits	\$ 3,051,986.75	\$	\$	\$	\$	\$
2012	2	516	0650	Investments	530,615.95
2013	2	516	0692	Reissues	1,463.00
2014				Total Division of Retirement	\$ 2,236,833,822.05	\$ 4,853,221.82	\$	\$	\$	\$
Commission on Human Relations:										
2015	1	518	0101	Salaries	\$ 429,925.32	\$ 429,925.32	\$	\$	\$	\$
2016	1	518	0103	Other Personal Services	733.50	733.50
2017	1	518	0104	Expenses	119,515.04	119,515.04
2018	1	518	0106	Operating Capital Outlay	76.46	76.46
2019	1	518	0199	Certifications Forward	47,244.05	47,244.05
Grants and Donations Trust Fund—										
2020	2	518	0101	Salaries	104,134.48	104,134.48
2021	2	518	0103	Other Personal Services	2,776.00	2,776.00
2022	2	518	0104	Expenses	48,709.91	48,709.91
2023	2	518	0106	Operating Capital Outlay	39,064.91	39,064.91
2024	2	518	0112	Transfers	13,444.54
2025	2	518	0199	Certifications Forward	10,344.87	10,344.87
2026				Total Commission on Human Relations	\$ 815,969.08	\$ 802,524.54	\$	\$	\$	\$
Human Resource management:										
State Personnel System Trust Fund—										
2027	2	519	0101	Salaries	\$ 1,303,593.65	\$ 1,303,593.65	\$	\$	\$	\$
2028	2	519	0103	Other Personal Services	9,250.36	9,250.36
2029	2	519	0104	Expenses	151,283.39	151,283.39
2030	2	519	0106	Operating Capital Outlay	6,363.36	6,363.36
2031	2	519	0191	Data Processing Services	767,663.69	767,663.69
2032				Total Human Resource Management	\$ 2,238,154.45	\$ 2,238,154.45	\$	\$	\$	\$
2033				TOTAL DEPARTMENT OF ADMINISTRATION	\$ 2,407,250,883.77	\$ 53,061,304.25	\$	\$	\$	\$
520-528 COMMUNITY AFFAIRS, DEPARTMENT OF										
Office of the Secretary:										
2034	1	520	0101	Salaries	\$ 456,292.10	\$ 456,292.10	\$	\$	\$	\$
2035	1	520	0103	Other Personal Services	12,500.00	12,500.00
2036	1	520	0104	Expenses	10,843.79	10,843.79
2037	1	520	0130	Aid to Local Government—Regional Planning Council	499,999.94
Administrative Trust Fund—										
2038	2	520	0101	Salaries	244,565.76	244,565.76
2039	2	520	0103	Other Personal Services	12,286.26	12,286.26
2040	2	520	0104	Expenses	110,186.48	110,186.48
2041	2	520	0106	Operating Capital Outlay	3,777.35	3,777.35
2042	2	520	0111	Refunds	1,096.76
2043	2	520	0112	Transfers	14,302.34
2044	2	520	0199	Certifications Forward	9,121.43	9,121.43
Commission on Human Relations—Grants and Donation Trust Fund—										
2045	2	520	0212	Transfers	4,530.47
Florida state Prime Sponsor Trust Fund—										
2046	2	520	0401	Salaries	442,823.32	442,823.32
2047	2	520	0403	Other Personal Services	43,134.64	43,134.64
2048	2	520	0404	Expenses	165,213.25	165,213.25
2049	2	520	0406	Operating Capital Outlay	208.00	208.00
2050	2	520	0411	Refunds	2,198.40
2051	2	520	0412	Transfer	628,127.09
2052	2	520	0430	Aid to Local Government—Manpower Training and Employment	13,031,147.02
2053	2	520	0491	Data Processing Services	15,860.12	15,860.12
2054	2	520	0496	Certifications Forward—Aid to Local Government	2,903,993.71
2055	2	520	0499	Certifications Forward	566,364.38	566,364.38
2056				Total Office of the Secretary	\$ 19,178,572.61	\$ 2,093,176.88	\$	\$	\$	\$
Division of Community Services:										
2057	1	521	0101	Salaries	\$ 152,335.05	\$ 152,335.05	\$	\$	\$	\$
2058	1	521	0104	Expenses	51,196.57	51,196.57
2059	1	521	0106	Operating Capital Outlay	184.50	184.50
2060	1	521	0132	Aid to Local Government—Transfer to Community Services Trust Fund	1,000,000.00
2061	1	521	0199	Certifications Forward	2,337.82	2,337.82
Neighborhood Youth Corps Trust Fund—										
2062	2	521	0112	Transfers	2,466.89
Economic Opportunity Trust Fund—										
2063	2	521	0201	Salaries	138,508.60	138,508.60
2064	2	521	0203	Other Personal Services	166,380.31	166,380.31
2065	2	521	0204	Expenses	102,695.96	102,695.96
2066	2	521	0206	Operating Capital Outlay	8,930.05	8,930.05
2067	2	521	0210	Special Categories—Emergency Assistance Payments	3,751,564.57	3,751,564.57

**STATEMENT OF FUNCTIONAL DISBURSEMENTS
BY DEPARTMENTS, APPROPRIATIONS, AND ACCOUNTS**

EXPENDITURES						NON-OPERATING EXPENDITURES					Line No.
Public Welfare	Education	Parks, Monuments & Memorials	Correctional Institutions	Retirements, Pensions and Relief Acts	Total Operating Expenditures	Aid to Cities, Counties and Others	Investments	County and Other Debt Service	Transfers, Refunds and Other Non-Operating	Total Non-Operating Expenditures	
\$	\$	\$	\$	\$ 3,051,986.75	\$ 3,051,986.75	\$	\$	\$	\$	\$	2011
							530,615.95			530,615.95	2012
									1,463.00	1,463.00	2013
\$	\$	\$	\$	\$204,111,584.74	\$ 208,964,806.56	\$	\$1,393,721,615.95	\$	\$ 634,147,399.54	\$2,027,869,015.49	2014
\$	\$	\$	\$	\$	\$ 429,925.32	\$	\$	\$	\$	\$	2015
					733.50						2016
					119,515.04						2017
					76.46						2018
					47,244.05						2019
					104,134.48						2020
					2,776.00						2021
					48,709.91						2022
					39,064.91						2023
					10,344.87				13,444.54	13,444.54	2024
\$	\$	\$	\$	\$	\$ 802,524.54	\$	\$	\$	\$ 13,444.54	\$ 13,444.54	2025
\$	\$	\$	\$	\$	\$ 1,303,593.65	\$	\$	\$	\$	\$	2027
					9,250.36						2028
					151,283.39						2029
					6,363.36						2030
					767,663.69						2031
\$	\$	\$	\$	\$	\$ 2,238,154.45	\$	\$	\$	\$	\$	2032
\$	\$	\$	\$	\$204,111,584.74	\$ 257,172,888.99	\$	\$1,504,188,457.85	\$	\$ 645,889,536.93	\$2,150,077,994.78	2033
\$	\$	\$	\$	\$	\$ 456,292.10	\$	\$	\$	\$	\$	2034
					12,500.00						2035
					10,843.79						2036
									499,999.94	499,999.94	2037
					244,565.76						2038
					12,286.26						2039
					110,186.48						2040
					3,777.35						2041
									1,096.76	1,096.76	2042
									14,302.34	14,302.34	2043
					9,121.43						2044
									4,530.47	4,530.47	2045
					442,823.32						2046
					43,134.64						2047
					165,213.25						2048
					208.00						2049
									2,198.40	2,198.40	2050
									628,127.09	628,127.09	2051
									13,031,147.02	13,031,147.02	2052
					15,860.12						2053
									2,903,993.71	2,903,993.71	2054
					566,364.38						2055
\$	\$	\$	\$	\$	\$ 2,093,176.88	\$	\$	\$	\$ 17,085,395.73	\$ 17,085,395.73	2056
\$	\$	\$	\$	\$	\$ 152,335.05	\$	\$	\$	\$	\$	2057
					51,196.57						2058
					184.50						2059
									1,000,000.00	1,000,000.00	2060
					2,337.82						2061
									2,466.89	2,466.89	2062
					138,508.60						2063
					166,380.31						2064
					102,695.96						2065
					8,930.05						2066
					3,751,564.57						2067

**STATEMENT OF FUNCTIONAL DISBURSEMENTS
BY DEPARTMENTS, APPROPRIATIONS, AND ACCOUNTS**

Line No.	Fund No.	Dept. and Div. No.	Acct. No.	NAME OF APPROPRIATION OR ACCOUNT	Total Expenditures	OPERATING				
						General Government	Protection to Persons and Property	Hospitals, Health and Sanitation	Development & Conservation of Natural Resources	Highways
		520-528		COMMUNITY AFFAIRS, DEPARTMENT OF (Continued)						
		521		Division of Community Services: (Continued)						
				Economic Opportunity Trust Fund— (Continued)						
2068	2	521	0211	Refunds	\$ 26,000.00	\$	\$	\$	\$	\$
2069	2	521	0212	Transfers	33,563.56
2070	2	521	0230	Aid to Local Government—Special Projects Grants	789,701.72
2071	2	521	0291	Data Processing Services	26,097.08	26,097.08
2072	2	521	0296	Certifications Forward—Aid to Local Governments	10,082.00
				Community Services Trust Fund—						
2073	2	521	0330	Aid to Local Government—Grants to Counties	739,188.00
2074	2	521	0396	Certifications Forward—Aid to Local Government	75,419.75
				Migrant Labor Trust Fund—						
2075	2	521	0412	Transfers	632.75
2076				Total Division of Community Services	\$ 7,057,285.20	\$ 4,400,230.51	\$	\$	\$	\$
		523		Division of Disaster Preparedness:						
				U.S. Contributions Trust Fund—						
2077	2	523	0112	Transfers	\$ 1,202.71	\$	\$	\$	\$	\$
				Personnel and Administration Trust Fund—						
2078	2	523	0312	Transfers	25,409.86
				Radiological Equipment Facility Trust Fund—						
2079	2	523	0512	Transfers	3,449.17
				Community Shelter Planning Program Trust Fund—						
2080	2	523	0612	Transfers	2,467.62
				Disaster Planning Trust Fund—						
2081	2	523	0712	Transfers	6,528.73
2082				Total Division of Disaster Preparedness	\$ 39,058.09	\$	\$	\$	\$	\$
		524		Division of Veterans Affairs:						
2083	1	524	0101	Salaries	\$ 794,202.50	\$	\$	\$	\$	\$
2084	1	524	0104	Expenses	54,351.92
2085	1	524	0106	Operating Capital Outlay	8,471.00
2086	1	524	0199	Certifications Forward	612.55
				State Approval Agency Trust Fund—						
2087	2	524	0101	Salaries	238,307.91
2088	2	524	0103	Other Personal Services	1,408.00
2089	2	524	0104	Expenses	91,427.31
2090	2	524	0106	Operating Capital Outlay	1,397.64
2091	2	524	0199	Certifications Forward	4,708.76
2092				Total Division of Veterans Affairs	\$ 1,194,887.59	\$	\$	\$	\$	\$
		525		Division of Technical Assistance:						
				Urban Planning Assistance Revolving Trust Fund—						
2093	2	525	0112	Transfers	\$ 21,888.35	\$	\$	\$	\$	\$
				Community Development Trust Fund—						
2094	2	525	0312	Transfers	500,996.27
				Revolving Rural Land Acquisition and Site Development Assistance—						
2095	2	525	0412	Transfers	7,204.73
				Factory-Built Housing Trust Fund—						
2096	2	525	0512	Transfers	16,536.99
				Housing Assistance Trust Fund—						
2097	2	525	0612	Transfers	114,502.84
2098				Total Division of Technical Assistance	\$ 661,129.18	\$	\$	\$	\$	\$
		527		Division of Public Safety:						
2099	1	527	0101	Salaries	\$ 556,713.93	\$	\$ 556,713.93	\$	\$	\$
2100	1	527	0103	Other Personal Services	14,952.33	14,952.33
2101	1	527	0104	Expenses	142,520.40	142,520.40
2102	1	527	0106	Operating Capital Outlay	10,811.22	10,811.22
2103	1	527	0110	Special Categories—Payments to Florida Wing of C.A.D.	50,000.00	50,000.00
2104	1	527	0120	Special Categories—Undocumented Alien Response	249,467.56	249,467.56
2105	1	527	0191	Data Processing Services	335.96	335.96
2106	1	527	0199	Certifications Forward	52,115.88	52,115.88
				U.S. Contributions Trust Fund—						
2107	2	527	0103	Other Personal Service	83,005.85	83,005.85
2108	2	527	0104	Expenses	25,132.21	25,132.21
2109	2	527	0108	FCO—West Florida Emergency Operating Center	2,326.70	2,326.70
2110	2	527	0111	Refunds	74,733.91
2111	2	527	0112	Transfers	4,283.36
2112	2	527	0199	Certifications Forward	187.37	187.37
				Disaster Relief U.S. Trust Fund—						
2113	2	527	0230	Aid to Local Government—Disaster Relief Payment	1,600,869.00
				Personnel and Administrative Trust Fund—						
2114	2	527	0301	Salaries	233,202.98	233,202.98
2115	2	527	0303	Other Personal Services	2,382.74	2,382.74
2116	2	527	0304	Expense	80,955.38	80,955.38
2117	2	527	0306	Operating Capital Outlay	4,723.59	4,723.59
2118	2	527	0311	Refunds	30.65
2119	2	527	0312	Transfers	37,560.21

**STATEMENT OF FUNCTIONAL DISBURSEMENTS
BY DEPARTMENTS, APPROPRIATIONS, AND ACCOUNTS**

EXPENDITURES						NON-OPERATING EXPENDITURES					Line No.
Public Welfare	Education	Parks, Monuments & Memorials	Correctional Institutions	Retirements, Pensions and Relief Acts	Total Operating Expenditures	Aid to Cities, Counties and Others	Investments	County and Other Debt Service	Transfers, Refunds and Other Non-Operating	Total Non-Operating Expenditures	
									\$ 26,000.00	\$ 26,000.00	2068
									33,563.58	33,563.58	2069
									769,701.72	769,701.72	2070
					26,097.08						2071
									10,082.00	10,082.00	2072
						739,188.00				739,188.00	2073
									75,419.75	75,419.75	2074
									632.75	632.75	2075
					\$ 4,400,230.51	\$ 739,188.00			\$ 1,917,866.69	\$ 2,657,054.69	2076
									\$ 1,202.71	\$ 1,202.71	2077
									25,409.86	25,409.86	2078
									3,449.17	3,449.17	2079
									2,467.62	2,467.62	2080
									6,528.73	6,528.73	2081
									\$ 39,058.09	\$ 39,058.09	2082
\$ 794,202.50					\$ 794,202.50						2083
54,351.92					54,351.92						2084
8,471.00					8,471.00						2085
612.55					612.55						2086
238,307.91					238,307.91						2087
1,408.00					1,408.00						2088
91,427.31					91,427.31						2089
1,397.64					1,397.64						2090
4,708.76					4,708.76						2091
\$ 1,194,887.59					\$ 1,194,887.59						2092
									\$ 21,888.35	\$ 21,888.35	2093
									500,996.27	500,996.27	2094
									7,204.73	7,204.73	2095
									16,536.99	16,536.99	2096
									114,502.84	114,502.84	2097
									\$ 661,129.18	\$ 661,129.18	2098
					\$ 556,713.93						2099
					14,952.33						2100
					142,520.40						2101
					10,811.22						2102
					50,000.00						2103
					249,467.56						2104
					335.96						2105
					52,115.68						2106
					83,005.85						2107
					25,132.21						2108
					2,326.70						2109
									74,733.91	74,733.91	2110
									4,283.36	4,283.36	2111
					187.37						2112
									1,800,869.00	1,800,869.00	2113
					233,202.96						2114
					2,382.74						2115
					80,955.38						2116
					4,723.59						2117
									30.65	30.65	2118
									37,560.21	37,560.21	2119

**STATEMENT OF FUNCTIONAL DISBURSEMENTS
BY DEPARTMENTS, APPROPRIATIONS, AND ACCOUNTS**

Line No.	Fund No.	Dept. and Div. No.	Acct. No.	NAME OF APPROPRIATION OR ACCOUNT	Total Expenditures	OPERATING				
						General Government	Protection to Persons and Property	Hospitals, Health and Sanitation	Development & Conservation of Natural Resources	Highways
520-528 COMMUNITY AFFAIRS, DEPARTMENT OF (Continued)										
527 Division of Public Safety: (Continued)										
Personnel and Administrative Trust Fund— (Continued)										
2120	2	527	0330	Aid to Local Government—Disaster Preparedness Planning	\$ 668,394.68	\$	\$	\$	\$	\$
2121	2	527	0396	Certifications Forward—Aid to Local Governments	187,779.88					
2122	2	527	0399	Certifications Forward	8,586.27		8,586.27			
Governor's Highway Safety Commission Trust Fund—										
2123	2	527	0401	Salaries	196,531.86		196,531.86			
2124	2	527	0403	Other Personal Services	28,931.22		28,931.22			
2125	2	527	0404	Expenses	103,356.34		103,356.34			
2126	2	527	0406	Operating Capital Outlay	6.00		6.00			
2127	2	527	0412	Transfers	26,100.11					
2128	2	527	0430	Aid to Local Government—Highway Safety Grants	6,916,003.39					
2129	2	527	0491	Data Processing Services	8.00		8.00			
2130	2	527	0496	Certifications Forward—Aid to Local Government	133,578.27					
2131	2	527	0499	Certifications Forward	53,496.57		53,496.57			
Radiological Equipment Facility Trust Fund—										
2132	2	527	0501	Salaries	75,369.23		75,369.23			
2133	2	527	0504	Expenses	16,979.78		16,979.78			
2134	2	527	0506	Operating Capital Outlay	375.00		375.00			
2135	2	527	0512	Transfer	11,246.12					
2136	2	527	0599	Certifications Forward	553.32		553.32			
Community Shelter Planning Program—										
2137	2	527	0601	Salaries	85,419.23		85,419.23			
2138	2	527	0604	Salaries	21,298.29		21,298.29			
2139	2	527	0606	Operating Capital Outlay	827.27		827.27			
2140	2	527	0611	Refunds	2,243.37					
2141	2	527	0612	Transfers	13,297.47					
2142	2	527	0699	Certifications Forward	231.30		231.30			
Disaster Planning Trust Fund—										
2143	2	527	0701	Salaries	13,518.54		13,518.54			
2144	2	527	0703	Other Personal Services	890.62		890.62			
2145	2	527	0704	Expenses	6,915.00		6,915.00			
2146	2	527	0712	Transfers	2,968.83					
2147	2	527	0799	Certifications Forward	385.33		385.33			
Governor's Council on Criminal Justice Trust Fund—										
2148	2	527	0601	Salaries	781,944.64		781,944.64			
2149	2	527	0603	Other Personal Services	76,563.06		76,563.06			
2150	2	527	0604	Expenses	154,821.85		154,821.85			
2151	2	527	0606	Operating Capital Outlay	1,057.06		1,057.06			
2152	2	527	0611	Refunds	12,863.67					
2153	2	527	0612	Transfers	78,850.58					
2154	2	527	0630	Aid to Local Government—Local Enforcement Assistance Act	20,781,319.44					
2155	2	527	0691	Data Processing Services	4,058.77		4,058.77			
2156	2	527	0699	Certifications Forward	110,384.42		110,384.42			
Block Grant Matching Trust Fund—										
2157	2	527	0912	Transfers	87,498.00					
2158	2	527	0930	Aid to Local Government—LEAA Local Buy-In	411,823.57					
2159				Total Division of Public Safety	\$ 34,302,767.38	\$	\$ 3,251,322.87	\$	\$	\$
Local Resource Management:										
2160	1	528	0101	Salaries	\$ 870,964.37	\$	\$ 870,964.37	\$	\$	\$
2161	1	528	0103	Other Personal Services	57,212.29		57,212.29			
2162	1	528	0104	Expenses	177,071.98		177,071.98			
2163	1	528	0106	Operating Capital Outlay	2,899.44		2,899.44			
2164	1	528	0109	Lump Sum—Transfer to Neighborhood Housing Services						
2164				Grant Fund	500,000.00					
2165	1	528	0130	Aid to Local Government—Comprehensive Planning Act	525,216.10					
2166	1	528	0191	Data Processing	10,459.93		10,459.93			
2167	1	528	0196	Certifications Forward—Aid to Local Government	58,980.70					
2168	1	528	0199	Certifications Forward	27,515.21		27,515.21			
Urban Planning Assistance—Revolving Trust Fund—										
2169	2	528	0101	Salaries	210,746.78		210,746.78			
2170	2	528	0103	Other Personal Services	54,426.04		54,426.04			
2171	2	528	0104	Expenses	63,113.90		63,113.90			
2172	2	528	0112	Transfers	69,983.22					
2173	2	528	0130	Aid to Local Government—Planning and Management Assistance	121,021.45					
2174	2	528	0191	Data Processing Services	2,829.95		2,829.95			
2175	2	528	0196	Certification Forward—Aid to Local Government	215,047.67					
2176	2	528	0199	Certifications Forward	1,974.76		1,974.76			
State Planning Trust Fund—										
2177	2	528	0201	Salaries	33,435.44		33,435.44			
2178	2	528	0203	Other Personal Services	21,958.04		21,958.04			
2179	2	528	0204	Expenses	14,205.73		14,205.73			
2180	2	528	0212	Transfers	5,987.60					
2181	2	528	0231	Coastal Energy Impact Grants	177,864.64					
2182	2	528	0296	Certifications Forward—Aid to Local Government	36,659.31					
2183	2	528	0299	Certifications Forward	483.99		483.99			
Community Development Trust Fund—										
2184	2	528	0301	Salaries	56,494.42		56,494.42			
2185	2	528	0303	Other Personal Services	282,277.96		282,277.96			
2186	2	528	0304	Expenses	122,781.68		122,781.68			

**STATEMENT OF FUNCTIONAL DISBURSEMENTS
BY DEPARTMENTS, APPROPRIATIONS, AND ACCOUNTS**

EXPENDITURES						NON-OPERATING EXPENDITURES					Line No.
Public Welfare	Education	Parks, Monuments & Memorials	Correctional Institutions	Retirements, Pensions and Relief Acts	Total Operating Expenditures	Aid to Cities, Counties and Others	Investments	County and Other Debt Service	Transfers, Refunds and Other Non-Operating	Total Non-Operating Expenditures	
\$	\$	\$	\$	\$	\$	\$	\$	\$	668,394.68	\$ 668,394.68	2120
									187,779.88	187,779.88	2121
					8,566.27						2122
					196,531.86						2123
					28,931.22						2124
					103,356.34						2125
					6.00						2126
									26,100.11	26,100.11	2127
					8.00				6,916,003.39	6,916,003.39	2128
											2129
					53,496.57				133,578.27	133,578.27	2130
											2131
					75,369.23						2132
					16,979.78						2133
					375.00						2134
									11,246.12	11,246.12	2135
					553.32						2136
					85,419.23						2137
					21,298.29						2138
					827.27						2139
									2,243.37	2,243.37	2140
									13,297.47	13,297.47	2141
					231.30						2142
					13,518.54						2143
					890.82						2144
					6,915.00						2145
									2,968.83	2,968.83	2146
					385.33						2147
					781,944.84						2148
					76,563.06						2149
					154,821.85						2150
					1,057.06						2151
									12,863.67	12,863.67	2152
									78,850.58	78,850.58	2153
									20,781,319.44	20,781,319.44	2154
					4,058.77						2155
					110,384.42						2156
									87,498.00	87,498.00	2157
									411,823.57	411,823.57	2158
\$	\$	\$	\$	\$	\$ 3,251,322.87	\$	\$	\$	\$ 31,051,444.51	\$ 31,051,444.51	2159
\$	\$	\$	\$	\$	\$ 870,964.37	\$	\$	\$	\$	\$	2160
					57,212.29						2161
					177,071.96						2162
					2,899.44						2163
									500,000.00	500,000.00	2164
									525,216.10	525,216.10	2165
					10,459.93						2166
					27,515.21				58,980.70	58,980.70	2167
											2168
					210,746.78						2169
					54,426.04						2170
					63,113.90						2171
									69,983.22	69,983.22	2172
									121,021.45	121,021.45	2173
					2,829.95						2174
					1,974.76				215,047.67	215,047.67	2175
											2176
					33,435.44						2177
					21,958.04						2178
					14,205.73						2179
									5,987.60	5,987.60	2180
									177,864.64	177,864.64	2181
									36,659.31	36,659.31	2182
					483.99						2183
					56,494.42						2184
					282,277.96						2185
					122,781.68						2186

**STATEMENT OF FUNCTIONAL DISBURSEMENTS
BY DEPARTMENTS, APPROPRIATIONS, AND ACCOUNTS**

Line No.	Fund No.	Dept. and Div. No.	Acct. No.	NAME OF APPROPRIATION OR ACCOUNT	Total Expenditures	OPERATING					
						General Government	Protection to Persons and Property	Hospitals, Health and Sanitation	Development & Conservation of Natural Resources	Highways	
520-528 COMMUNITY AFFAIRS, DEPARTMENT OF (Continued)											
Local Resource Management: (Continued)											
Community Development Trust Fund— (Continued)											
2187	2	528	0306	Operating Capital Outlay	\$ 3,842.07	\$	\$ 3,842.07	\$	\$	\$	
2188	2	528	0310	Special Categories—Rental Payments	116,138.59		116,138.59				
2189	2	528	0311	Refunds	45,513.60						
2190	2	528	0312	Transfers	331,572.20						
2191	2	528	0399	Certifications Forward	6,306.85		6,306.85				
Revolving Land Acquisition and Site Development Trust Fund—											
2192	2	528	0401	Salaries	32,089.22		32,089.22				
2193	2	528	0403	Other Personal Services	1,769.84		1,769.84				
2194	2	528	0404	Expenses	7,515.84		7,515.84				
2195	2	528	0412	Transfers	152,812.86						
2196	2	528	0430	Aid to Local Government—Site Development	124,585.80						
2197	2	528	0499	Certifications Forward	617.14		617.14				
Factory Built Housing Trust Fund—											
2198	2	528	0501	Salaries	22,380.06		22,380.06				
2199	2	528	0503	Other Personal Services	113,347.25		113,347.25				
2200	2	528	0504	Expenses	8,990.12		8,990.12				
2201	2	528	0511	Refunds	21.00						
2202	2	528	0512	Transfers	3,510.47						
Housing Assistance Trust Fund—											
2203	2	528	0601	Salaries	32,475.35		32,475.35				
2204	2	528	0603	Other Personal Services	9,398.43		9,398.43				
2205	2	528	0604	Examples	19,540.20		19,540.20				
2206	2	528	0606	Operating Capital Outlay	578.71		578.71				
2207	2	528	0610	Special Categories—Rental Payments	459,392.90		459,392.90				
2208	2	528	0611	Refund	51,301.13						
2209	2	528	0612	Transfers	6,503.20						
2210	2	528	0699	Certifications Forward	3,714.48		3,714.48				
2211				Total Local Resource Management	\$ 5,275,529.91	\$	\$ 2,848,948.96	\$	\$	\$	
2212				TOTAL DEPARTMENT OF COMMUNITY AFFAIRS	\$ 67,709,229.96	\$ 6,493,407.39	\$ 6,100,271.83	\$	\$	\$	
530-536 BUSINESS REGULATION, DEPARTMENT OF											
Office of Secretary:											
2213	1	530	0101	Salaries	\$ 507,310.00	\$ 507,310.00	\$	\$	\$	\$	
2214	1	530	0104	Expenses	2,623.00	2,623.00					
2215	1	530	0199	Certifications Forward	39,547.85	39,547.85					
Administrative Trust Fund—											
2216	2	530	0101	Salaries	307,520.77	307,520.77					
2217	2	530	0103	Other Personal Services	25,308.85	25,308.85					
2218	2	530	0104	Expenses	187,059.65	187,059.65					
2219	2	530	0106	Operating Capital Outlay	11,444.97	11,444.97					
2220	2	530	0112	Transfers	9,197.40						
2221	2	530	0191	Data Processing Services	2,918.22	2,918.22					
2222	2	530	0192	Reissues	713.41						
2223	2	530	0199	Certifications Forward	17,659.41	17,659.41					
2224				Total Office of Secretary	\$ 1,111,303.53	\$ 1,101,392.72	\$	\$	\$	\$	
531 Division of Pari-Mutuel Wagering:											
Operating Trust Fund—											
2225	2	531	0101	Salaries	\$ 905,164.26	\$ 905,164.26	\$	\$	\$	\$	
2226	2	531	0103	Other Personal Services	915,237.13	915,237.13					
2227	2	531	0104	Expenses	325,827.08	325,827.08					
2228	2	531	0106	Operating Capital Outlay	21,704.96	21,704.96					
2229	2	531	0108	FCO—Improvement to Laboratory—Miami	2,325.00	2,325.00					
2230	2	531	0111	Refunds	215.00						
2231	2	531	0112	Transfers	243,338.00						
2232	2	531	0113	Transfers to General Revenue Fund	4,310,000.00						
2233	2	531	0130	Aid to Local Government—Counties	21,038,000.00						
2234	2	531	0194	Service Charge to General Revenue Fund	1,331,990.81						
2235	2	531	0196	Certifications Forward—Aid to Local Governments	18,000.00						
2236	2	531	0199	Certifications Forward	279,259.50	279,259.50					
Additional Harness and Dog Track Tax Trust Fund—											
2237	2	531	0213	Transfers to General Revenue Fund	5,600,000.00						
2238	2	531	0230	Aid to Local Government—Counties	8,877,500.00						
2239	2	531	0294	Service Charge to General Revenue Fund	693,703.14						
2240				Total Division of Pari-Mutuel Wagering	\$ 44,562,264.88	\$ 2,449,517.93	\$	\$	\$	\$	
532 Division of Hotels and Restaurants:											
Hotel and Restaurant Trust Fund—											
2241	2	532	0101	Salaries	\$ 1,657,853.86	\$ 1,657,853.86	\$	\$	\$	\$	
2242	2	532	0103	Other Personal Services	19,122.02	19,122.02					
2243	2	532	0104	Expenses	377,734.87	377,734.87					
2244	2	532	0106	Operating Capital Outlay	37,968.48	37,968.48					
2245	2	532	0110	Industry Education Program	68,276.00						
2246	2	532	0111	Refunds	8,601.20						
2247	2	532	0112	Transfers	206,715.00						

**STATEMENT OF FUNCTIONAL DISBURSEMENTS
BY DEPARTMENTS, APPROPRIATIONS, AND ACCOUNTS**

EXPENDITURES						NON-OPERATING EXPENDITURES					Line No.
Public Welfare	Education	Parks, Monuments & Memorials	Correctional Institutions	Retirements, Pensions and Relief Acts	Total Operating Expenditures	Aid to Cities, Counties and Others	Investments	County and Other Debt Service	Transfers, Refunds and Other Non-Operating	Total Non-Operating Expenditures	
					3,842.07						2187
					116,138.59						2188
									45,513.60	45,513.60	2189
									331,572.20	331,572.20	2190
					6,306.85						2191
					32,089.22						2192
					1,769.84						2193
					7,515.84						2194
									152,812.86	152,812.86	2195
									124,585.80	124,585.80	2196
					617.14						2197
					22,380.06						2198
					113,347.25						2199
					8,990.12						2200
									21.00	21.00	2201
									3,510.47	3,510.47	2202
					32,475.35						2203
					9,398.43						2204
					19,540.20						2205
					578.71						2206
					459,392.90						2207
									51,301.13	51,301.13	2208
									6,503.20	6,503.20	2209
					3,714.48						2210
					2,848,948.96				2,426,580.95	2,426,580.95	2211
\$ 1,194,887.59					13,788,566.81	739,188.00			53,181,475.15	53,920,663.15	2212
					507,310.00						2213
					2,623.00						2214
					39,547.85						2215
					307,520.77						2216
					25,308.85						2217
					187,059.65						2218
					11,444.97						2219
									9,197.40	9,197.40	2220
					2,918.22						2221
									713.41	713.41	2222
					17,659.41						2223
					1,101,392.72				9,910.81	9,910.81	2224
					905,164.26						2225
					915,237.13						2226
					325,827.08						2227
					21,704.96						2228
					2,325.00						2229
									215.00	215.00	2230
									243,338.00	243,338.00	2231
									4,310,000.00	4,310,000.00	2232
						21,038,000.00				21,038,000.00	2233
									1,331,990.81	1,331,990.81	2234
						18,000.00				18,000.00	2235
					279,259.50						2236
									5,600,000.00	5,600,000.00	2237
						8,877,500.00				8,877,500.00	2238
									693,703.14	693,703.14	2239
					2,449,517.93	29,933,500.00			12,179,246.95	42,112,746.95	2240
					1,857,853.86						2241
					19,122.02						2242
					377,734.87						2243
					37,968.48						2244
									68,276.00	68,276.00	2245
									8,601.20	8,601.20	2246
									206,715.00	206,715.00	2247

**STATEMENT OF FUNCTIONAL DISBURSEMENTS
BY DEPARTMENTS, APPROPRIATIONS, AND ACCOUNTS**

Line No.	Fund No.	Dept. and Div. No.	Acct. No.	NAME OF APPROPRIATION OR ACCOUNT	Total Expenditures	OPERATING				
						General Government	Protection to Persons and Property	Hospitals, Health and Sanitation	Development & Conservation of Natural Resources	Highways
520-528 BUSINESS REGULATION, DEPARTMENT OF (Continued)										
532 Division of Hotels and Restaurants: (Continued)										
Hotel and Restaurant Trust Fund— (Continued)										
2248	2	532	0150	Investments	\$ 145,000.00					
2249	2	532	0191	Data Processing Services	190,603.00		190,603.00			
2250	2	532	0192	Reissues	141.39					
2251	2	532	0194	Service Charge to General Revenue	99,599.34					
2252	2	532	0199	Certifications Forward	98,421.80		98,421.80			
2253				Total Division of Hotels and Restaurants	\$ 2,910,036.96		\$ 2,381,704.03			
533 Division of Florida Land Sales and Condominiums:										
Florida Land Sales Trust Fund—										
2254	2	533	0101	Salaries	\$ 818,518.86		\$ 818,518.86			
2255	2	533	0103	Other Personal Services	223,887.79		223,887.79			
2256	2	533	0104	Expenses	342,272.15		342,272.15			
2257	2	533	0106	Operating Capital Outlay	20,455.40		20,455.40			
2258	2	533	0111	Refunds	39,944.64					
2259	2	533	0112	Transfers	136,950.00					
2260	2	533	0150	Investments	375,000.00					
2261	2	533	0191	Data Processing Services	3,487.79		3,487.79			
2262	2	533	0199	Certifications Forward	25,965.59		25,965.59			
2263				Total Division of Florida Land Sales	\$ 1,986,482.22		\$ 1,434,587.58			
534 Division of Alcoholic Beverages and Tobacco:										
2264	1	534	0101	Salaries	\$ 3,791,932.95	\$ 3,791,932.95				
2265	1	534	0103	Other Personal Services	15,092.64	15,092.64				
2266	1	534	0104	Expenses	1,050,928.67	1,050,928.67				
2267	1	534	0106	Operating Capital Outlay	183,893.93	183,893.93				
2268	1	534	0191	Data Processing Services	96,422.46	96,422.46				
2269	1	534	0193	Salary Incentive Payment	114,757.05	114,757.05				
2270	1	534	0199	Certifications Forward	139,840.83	139,840.83				
Cigarette Tax Collection Trust Fund—										
2271	2	534	0111	Refunds	1,944,893.39					
2272	2	534	0112	Transfers	136,328,978.43					
2273	2	534	0113	Distribution to General Revenue Fund	79,000,000.00					
2274	2	534	0141	Distribution to Municipal Financial Assistance Trust Fund	22,722,756.88					
2275	2	534	0192	Reissues	9,989.65					
2276	2	534	0194	4 Percent Service Charge to General Revenue Fund	9,949,245.83					
Beverage License Trust Fund—										
2277	2	534	0204	Expenses	43,920.29	43,920.29				
2278	2	534	0211	Refunds	9,455.50					
2279	2	534	0213	Distribution to General Revenue Fund	6,624,746.00					
Aid to Local Government—Beverage Licenses to										
Cities and Counties					7,178,464.50					
2280	2	534	0292	Reissues	11.40					
2282				Total Division of Alcoholic Beverages and Tobacco	\$ 269,205,330.40	\$ 5,436,788.82				
535 Division of General Regulations:										
2283	1	535	0101	Salaries	\$ 81,488.49	\$ 81,488.49				
2284	1	535	0103	Other Personal Services	534.64	534.64				
2285	1	535	0104	Expenses	25,098.54	25,098.54				
2286	1	535	0199	Certifications Forward	2,550.42	2,550.42				
Yacht and Ship Brokers Trust Fund—										
2287	2	535	0112	Transfers	119,605.24					
2288	2	535	0199	Certifications Forward	4,611.99				4,611.99	
Certified Shorthand Reporters Trust Fund—										
2289	2	535	0212	Transfers	4,345.62					
2290				Total Division of General Regulations	\$ 238,234.94		\$ 109,672.09		\$ 4,611.99	
536 State Mobile Home Tenant-Landlord Commission:										
State Mobile Home Tenant-Landlord Trust Fund—										
2291	2	536	0112	Transfers	\$.10					
2292				Total State Mobile Home Tenant-Landlord Commission	\$.10					
2293				TOTAL DEPARTMENT OF BUSINESS REGULATION	\$ 320,013,653.03	\$ 8,967,699.47	\$ 3,925,963.70		\$ 4,611.99	
540-546 LABOR AND EMPLOYMENT SECURITY, DEPARTMENT OF										
540 Office of the Secretary and Administrative Commission Services:										
2294	1	540	0101	Salaries	\$ 34,585.75	\$ 34,585.75				
2295	1	540	0104	Expenses	16,324.80	16,324.80				
2296	1	540	0106	Operating Capital Outlay	3,262.97	3,262.97				
2297	1	540	0199	Certifications Forward	2,221.52	2,221.52				
Public Employees Relations Commission—										
2298	1	540	0901	Salaries	762,225.36	762,225.36				
2299	1	540	0903	Other Personal Services	42,351.27	42,351.27				
2300	1	540	0904	Expenses	150,875.72	150,875.72				
2301	1	540	0904	Operating Capital Outlay	34,773.56	34,773.56				
2302	1	540	0999	Certifications Forward	14,983.31	14,983.31				

**STATEMENT OF FUNCTIONAL DISBURSEMENTS
BY DEPARTMENTS, APPROPRIATIONS, AND ACCOUNTS**

EXPENDITURES						NON-OPERATING EXPENDITURES					Line No.
Public Welfare	Education	Parks, Monuments & Memorials	Correctional Institutions	Retirements, Pensions and Relief Acts	Total Operating Expenditures	Aid to Cities, Counties and Others	Investments	County and Other Debt Service	Transfers, Refunds and Other Non-Operating	Total Non-Operating Expenditures	
\$	\$	\$	\$	\$	\$	\$	\$ 145,000.00	\$	\$	\$ 145,000.00	2248
					190,603.00						2249
									141.39	141.39	2250
									99,599.34	99,599.34	2251
					98,421.80						2252
\$	\$	\$	\$	\$	\$ 2,381,704.03	\$	\$ 145,000.00	\$	\$ 383,332.93	\$ 528,332.93	2253
\$	\$	\$	\$	\$	\$ 818,518.86	\$	\$	\$	\$	\$	2254
					223,887.79						2255
					342,272.15						2256
					20,455.40						2257
									39,944.64	39,944.64	2258
									136,950.00	136,950.00	2259
							375,000.00			375,000.00	2260
					3,487.79						2261
					25,965.59						2262
\$	\$	\$	\$	\$	\$ 1,434,587.58	\$	\$ 375,000.00	\$	\$ 176,894.64	\$ 551,894.64	2263
\$	\$	\$	\$	\$	\$ 3,791,932.95	\$	\$	\$	\$	\$	2264
					15,092.64						2265
					1,050,928.67						2266
					183,893.93						2267
					96,422.46						2268
					114,757.05						2269
					139,840.83						2270
									1,944,893.39	1,944,893.39	2271
									136,328,978.43	136,328,978.43	2272
									79,000,000.00	79,000,000.00	2273
									22,722,756.88	22,722,756.88	2274
									9,989.65	9,989.65	2275
									9,949,245.83	9,949,245.83	2276
					43,920.29						2277
									9,455.50	9,455.50	2278
									6,624,746.00	6,624,746.00	2279
									7,178,464.50	7,178,464.50	2280
									11.40	11.40	2281
\$	\$	\$	\$	\$	\$ 5,436,788.82	\$	\$	\$	\$ 263,768,541.58	\$ 263,768,541.58	2282
\$	\$	\$	\$	\$	\$ 81,488.49	\$	\$	\$	\$	\$	2283
					534.64						2284
					25,098.54						2285
					2,550.42						2286
									119,605.24	119,605.24	2287
					4,611.99						2288
									4,345.62	4,345.62	2289
\$	\$	\$	\$	\$	\$ 114,284.06	\$	\$	\$	\$ 123,950.86	\$ 123,950.86	2290
\$	\$	\$	\$	\$	\$	\$	\$	\$	\$.10	\$.10	2291
\$	\$	\$	\$	\$	\$	\$	\$	\$	\$.10	\$.10	2292
\$	\$	\$	\$	\$	\$ 12,918,275.16	\$ 29,933,500.00	\$ 520,000.00	\$	\$ 276,641,677.87	\$ 307,095,377.87	2293
\$	\$	\$	\$	\$	\$ 34,585.75	\$	\$	\$	\$	\$	2294
					16,324.80						2295
					3,262.97						2296
					2,221.52						2297
					762,225.36						2298
					42,351.27						2299
					150,875.72						2300
					34,773.56						2301
					14,983.31						2302

STATEMENT OF FUNCTIONAL DISBURSEMENTS BY DEPARTMENTS, APPROPRIATIONS, AND ACCOUNTS

Line No.	Fund No.	Dept and Div. No.	Acct. No.	NAME OF APPROPRIATION OR ACCOUNT	Total Expenditures	OPERATING					
						General Government	Protection to Persons and Property	Hospitals, Health and Sanitation	Development & Conservation of Natural Resources	Highways	
		540-546	LABOR AND EMPLOYMENT SECURITY, DEPARTMENT OF (Continued)								
		540	Office of the Secretary and Administrative Services: (Continued)								
			Administrative Trust Fund—								
2303	2	540	0101	Salaries	\$ 2,643,707.86	\$ 2,643,707.86					
2304	2	540	0103	Other Personal Services	40,914.40	40,914.40					
2305	2	540	0104	Expenses	636,585.22	636,585.22					
2306	2	540	0106	Operating Capital Outlay	28,302.64	28,302.64					
2307	2	540	0112	Transfers	243,234.94						
2308	2	540	0191	Data Processing Services	135,682.04	135,682.04					
2309	2	540	0199	Certifications Forward	46,139.59	46,139.59					
			Special Employment Security Trust Fund—								
2310	2	540	0204	Expenses	268,159.90						
2311	2	540	0212	Transfers	94,760.00						
2312	2	540	0250	Investments	800,000.00						
2313	2	540	0294	Service Charge to General Revenue	40,242.00						
2314	2	540	0299	Certifications Forward	168,906.72						
			Revolving Trust Fund—								
2315	2	540	0301	Salaries	437,042.50						
2316	2	540	0303	Other Personal Services	77,930.79						
2317	2	540	0304	Expenses	888,753.86						
2318	2	540	0306	Operating Capital Outlay	5,807.35						
2319	2	540	0311	Refunds	1,020.00						
2320	2	540	0351	Payment of Debt Services	94,522.00						
2321	2	540	0399	Certifications Forward	42,927.58						
			Caldwell Data Center—Working Capital Trust Fund—								
2322	2	540	0401	Salaries	2,157,178.03						
2323	2	540	0403	Other Personal Services	6,771.77						
2324	2	540	0404	Expenses	964,124.45						
2325	2	540	0406	Operating Capital Outlay	409,539.98						
2326	2	540	0412	Transfers	5,441.27						
2327	2	540	0499	Certifications Forward	21,910.29						
			Workmen Compensation Disability Trust Fund—								
2328	2	540	0601	Salaries	136,488.99						
2329	2	540	0603	Other Personal Services	2,897.46						
2330	2	540	0604	Expenses	33,434.33						
2331	2	540	0606	Operating Capital Outlay	2,780.09						
2332	2	540	0610	Special Categories—Reimbursement of Employers	11,080,276.61						
2333	2	540	0611	Refunds	46,824.15						
2334	2	540	0612	Transfers	7,768.97						
2335	2	540	0650	Investments	8,000,000.00						
2336	2	540	0692	Reissues	3,750.00						
2337	2	540	0694	Service Charge to General Revenue Fund	772,314.29						
2338	2	540	0699	Certifications Forward	109,034.02						
			Industrial Relations Commission Trust Fund—								
2339	2	540	0701	Salaries	163,035.17						
2340	2	540	0703	Other Personal Services	1,417.50						
2341	2	540	0704	Expenses	47,746.15						
2342	2	540	0712	Transfers	8,952.55						
2343	2	540	0799	Certifications Forward	12,926.63						
			Public Employees Relations Commission Trust Fund—								
2344	2	540	0912	Transfers	207,438.06						
			Employment Security Administration Trust Fund—								
2345	2	540	1001	Salaries	425,312.99	425,312.99					
2346	2	540	1003	Other Personal Services	23,514.50	23,514.50					
2347	2	540	1004	Expenses	69,835.41	69,835.41					
2348	2	540	1006	Operating Capital Outlay	3,834.38	3,834.38					
2349	2	540	1012	Transfers	27,148.26						
2350	2	540	1099	Certifications Forward	1,866.83	1,866.83					
			Worker's Compensation Administration Trust Fund—								
2351	2	540	1101	Salaries	1,741,876.32	1,741,876.32					
2352	2	540	1103	Other Personal Services	27,827.62	27,827.62					
2353	2	540	1104	Expenses	502,444.48	502,444.48					
2354	2	540	1106	Operating Capital Outlay	29,249.27	29,249.27					
2355	2	540	1112	Transfers	27,898.27						
2356					Total Office of the Secretary and Administrative Services	\$ 34,839,102.74	\$ 7,418,697.81				
		541	Division of Labor:								
2357	1	541	0101	Salaries	\$ 637,341.22						
2358	1	541	0103	Other Personal Services	6,085.39						
2359	1	541	0104	Expenses	174,728.67						
2360	1	541	0106	Operating Capital Outlay	3,307.95						
2361	1	541	0191	Data Processing Services	5,487.14						
2362	1	541	0199	Certifications Forward	5,393.15						
			Workmen's Compensation Administration Trust Fund—								
2363	2	541	0101	Salaries	402,402.32						
2364	2	541	0103	Other Personal Services	26,913.30						
2365	2	541	0104	Expenses	87,631.70						
2366	2	541	0111	Refunds	754.45						
2367	2	541	0112	Transfers	4,128,282.70						
2368	2	541	0145	Financial Assistance Payments—Supplemental U.C. Payments	169,775.69						
2369	2	541	0191	Data Processing Services	1,868.03						

**STATEMENT OF FUNCTIONAL DISBURSEMENTS
BY DEPARTMENTS, APPROPRIATIONS, AND ACCOUNTS**

EXPENDITURES						NON-OPERATING EXPENDITURES					Line No.
Public Welfare	Education	Parks, Monuments & Memorials	Correctional Institutions	Retirements, Pensions and Relief Acts	Total Operating Expenditures	Aid to Cities, Counties and Others	Investments	County and Other Debt Service	Transfers, Refunds and Other Non-Operating	Total Non-Operating Expenditures	
					\$ 2,643,707.86						2303
					40,914.40						2304
					636,585.22						2305
					28,302.64						2306
									243,234.94	243,234.94	2307
					135,682.04						2308
					46,139.59						2309
288,159.90					288,159.90						2310
							800,000.00		94,760.00	94,760.00	2311
									40,242.00	40,242.00	2312
168,906.72					168,906.72						2313
											2314
437,042.50					437,042.50						2315
77,930.79					77,930.79						2316
888,753.86					888,753.86						2317
5,807.35					5,807.35						2318
									1,020.00	1,020.00	2319
42,927.58					42,927.58			94,522.00		94,522.00	2320
											2321
2,157,178.03					2,157,178.03						2322
6,771.77					6,771.77						2323
964,124.45					964,124.45						2324
409,539.96					409,539.96						2325
									5,441.27	5,441.27	2326
21,910.29					21,910.29						2327
136,488.99					136,488.99						2328
2,897.46					2,897.46						2329
33,434.33					33,434.33						2330
2,780.09					2,780.09						2331
11,080,276.61					11,080,276.61						2332
									46,824.15	46,824.15	2333
									7,768.97	7,768.97	2334
							8,000,000.00			8,000,000.00	2335
									3,750.00	3,750.00	2336
									772,314.29	772,314.29	2337
109,034.02					109,034.02						2338
163,035.17					163,035.17						2339
1,417.50					1,417.50						2340
47,746.15					47,746.15				8,952.55	8,952.55	2341
12,926.63					12,926.63						2342
											2343
									207,438.06	207,438.06	2344
											2345
					425,312.99						2346
					23,514.50						2347
					69,835.41						2348
					3,834.38						2349
									27,148.26	27,148.26	2350
					1,866.83						2351
					1,741,876.32						2352
					27,827.62						2353
					502,444.48						2354
					29,249.27						2355
									27,898.27	27,898.27	2356
\$ 17,039,090.17					\$ 24,457,787.98		\$ 8,800,000.00	\$ 94,522.00	\$ 1,486,792.76	\$ 10,381,314.76	2356
											2357
\$ 637,341.22					\$ 637,341.22						2358
6,085.39					6,085.39						2359
174,728.67					174,728.67						2360
3,307.95					3,307.95						2361
5,487.14					5,487.14						2362
5,393.15					5,393.15						2363
402,402.32					402,402.32						2364
26,913.30					26,913.30						2365
87,631.70					87,631.70						2366
									754.45	754.45	2367
									4,128,282.70	4,128,282.70	2368
169,775.69					169,775.69						2369
1,868.03					1,868.03						2369

**STATEMENT OF FUNCTIONAL DISBURSEMENTS
BY DEPARTMENTS, APPROPRIATIONS, AND ACCOUNTS**

Line No.	Fund No.	Dept. and Div. No.	Acct. No.	NAME OF APPROPRIATION OR ACCOUNT	Total Expenditures	OPERATING				
						General Government	Protection to Persons and Property	Hospitals, Health and Sanitation	Development & Conservation of Natural Resources	Highways
		540-546		LABOR AND EMPLOYMENT SECURITY, DEPARTMENT OF (Continued)						
			541	Division of Labor: (Continued)						
				Workmen's Compensation Administration Trust Fund— (Continued)						
2370	2	541	0192	Reissues	\$ 321.27	\$	\$	\$	\$	\$
2371	2	541	0199	Certifications Forward	65,610.77
				Grants and Donations Trust Fund—						
2372	2	541	0401	Salaries	42,805.61
2373	2	541	0403	Other Personal Services	7,463.03
2374	2	541	0404	Expenses	9,517.58
2375	2	541	0411	Refunds	127,850.80
2376	2	541	0412	Transfers	9,771.56
2377	2	541	0491	Data Processing Services	3,628.62
2378	2	541	0499	Certifications Forward	53,769.09
2379				Total Division of Labor	\$ 5,970,710.04	\$	\$	\$	\$	\$
			542	Division of Employment Security:						
2380	1	542	0101	Salaries	\$ 116,017.00	\$	\$	\$	\$	\$
2381	1	542	0104	Expenses	19,612.00
2382	1	542	0106	Operating Capital Outlay	518.00
2383	1	542	0199	Certifications Forward	337.98
				Grants and Donations Trust Fund—						
2384	2	542	0203	Other Personal Services	1,602,040.71
2385	2	542	0210	Special Categories—Public Service Employment Grants	2,046,477.73
2386	2	542	0211	Refunds	210,689.83
2387	2	542	0212	Transfers	900,121.86
2388	2	542	0215	FAP—Allowances—CETA	1,095,051.99
2389	2	542	0225	Special Categories—Payment to Employees/CETA Trainees	769,274.20
2390	2	542	0299	Certifications Forward	205,267.72
				Employment Security Administration Trust Fund—						
2391	2	542	0301	Salaries	35,084,382.02
2392	2	542	0303	Other Personal Services	2,333,482.95
2393	2	542	0304	Expenses	7,339,884.93
2394	2	542	0306	Operating Capital Outlay	142,265.75
2395	2	542	0308	Fixed Capital Outlay—Paring Lot Cocoa	1,399.50
2396	2	542	0311	Refunds	254,296.45
2397	2	542	0312	Transfers	3,942,535.76
				Financial Assistance Payments—Trade Readjustment						
2398				Allowances	3,040,889.00
2399	2	542	0391	Data Processing Service	2,814,552.80
2400	2	542	0392	Reissues	277.13
2401	2	542	0394	Service Charge to General Revenue Fund	581.06
2402	2	542	0399	Certifications Forward	803,242.97
				Unemployment Compensation Benefit Trust Fund—						
2403				Financial Assistance Payments—Unemployment						
				Compensation Benefits	152,821,826.30
2404	2	542	1011	Refunds	4,657.84
2405	2	542	1092	Reissues	2,471.00
				Unemployment Compensation Clearing Trust Fund—						
2406	2	542	1111	Refunds	5,105,433.37
2407	2	542	1112	Transfers	1,081,050.11
2408	2	542	1141	Payments to U.S. Treasurer	285,950,000.00
2409	2	542	1192	Reissues	48.37
				Work Incentive Benefits Trust Fund—						
2410	2	542	1510	Special Categories—Contract Services	230,888.00
2411	2	542	1515	FAP—Incentive Payments	97,155.76
2412	2	542	1520	Special Categories—Public Service Employment Payments	147,132.48
2413	2	542	1592	Reissues	363.00
2414	2	542	1599	Certifications Forward	3,294.42
				Crew Chief Registration Trust Fund—						
2415	2	542	1601	Salaries	128,596.64
2416	2	542	1604	Expenses	22,772.00
2417	2	542	1606	Operating Capital Outlay	402.65
2418	2	542	1611	Refunds	125.00
2419	2	542	1612	Transfers	7,343.00
2420	2	542	1699	Certifications Forward	11,286.81
2421				Total Division of Employment Security	\$ 508,338,046.09	\$	\$	\$	\$	\$
			543	Division of Tourism:						
				Grants and Donations Trust Fund—						
2422	2	543	0112	Transfers	\$ 5,168.86	\$	\$	\$	\$	\$
2423				Total Division of Tourism	\$ 5,168.86	\$	\$	\$	\$	\$
			545	Division of Worker's Compensation:						
				Worker's Compensation Administrative Trust Fund—						
2424	2	545	0101	Salaries	\$ 4,351,816.83	\$	\$	\$	\$	\$
2425	2	545	0103	Other Personal Services	661,587.68
2426	2	545	0104	Expenses	1,397,493.88
2427	2	545	0106	Operating Capital Outlay	226,270.85
2428	2	545	0111	Refunds	52,567.99

**STATEMENT OF FUNCTIONAL DISBURSEMENTS
BY DEPARTMENTS, APPROPRIATIONS, AND ACCOUNTS**

EXPENDITURES						NON-OPERATING EXPENDITURES					Line No.
Public Welfare	Education	Parks, Monuments & Memorials	Correctional Institutions	Retirements, Pensions and Relief Acts	Total Operating Expenditures	Aid to Cities, Counties and Others	Investments	County and Other Debt Service	Transfers, Refunds and Other Non-Operating	Total Non-Operating Expenditures	
\$	\$	\$	\$	\$	\$	\$	\$	\$	321.27	321.27	2370
65,610.77					65,610.77						2371
42,805.61					42,805.61						2372
7,463.03					7,463.03						2373
9,517.58					9,517.58						2374
									127,850.80	127,850.80	2375
									9,771.56	9,771.56	2376
3,628.62					3,628.62						2377
53,769.09					53,769.09						2378
\$ 1,703,729.26	\$	\$	\$	\$	\$ 1,703,729.26	\$	\$	\$	4,266,980.78	4,266,980.78	2379
\$ 116,017.00	\$	\$	\$	\$	\$ 116,017.00	\$	\$	\$			2380
19,612.00					19,612.00						2381
518.00					518.00						2382
337.98					337.98						2383
1,602,040.71					1,602,040.71						2384
2,046,477.73					2,046,477.73						2385
									210,689.83	210,689.83	2386
									900,121.86	900,121.86	2387
1,095,051.99					1,095,051.99						2388
769,274.20					769,274.20						2389
205,267.72					205,267.72						2390
35,084,382.02					35,084,382.02						2391
2,333,482.95					2,333,482.95						2392
7,339,884.93					7,339,884.93						2393
142,265.75					142,265.75						2394
1,399.50					1,399.50						2395
									254,296.45	254,296.45	2396
									3,942,535.76	3,942,535.76	2397
3,040,889.00					3,040,889.00						2398
2,814,552.80					2,814,552.80						2399
									277.13	277.13	2400
									581.06	581.06	2401
803,242.97					803,242.97						2402
152,821,826.30					152,821,826.30						2403
									4,657.84	4,657.84	2404
									2,471.00	2,471.00	2405
									5,105,433.37	5,105,433.37	2406
									1,081,050.11	1,081,050.11	2407
									285,950,000.00	285,950,000.00	2408
									48.37	48.37	2409
230,888.00					230,888.00						2410
97,155.76					97,155.76						2411
147,132.48					147,132.48						2412
3,294.42					3,294.42				363.00	363.00	2413
											2414
128,596.64					128,596.64						2415
22,772.00					22,772.00						2416
402.65					402.65						2417
									125.00	125.00	2418
									7,343.00	7,343.00	2419
11,286.81					11,286.81						2420
\$210,878,052.31	\$	\$	\$	\$	\$ 210,878,052.31	\$	\$	\$	297,459,993.78	297,459,993.78	2421
\$	\$	\$	\$	\$	\$	\$	\$	\$	5,168.86	5,168.86	2422
\$	\$	\$	\$	\$	\$	\$	\$	\$	5,168.86	5,168.86	2423
\$ 4,351,816.83	\$	\$	\$	\$	\$ 4,351,816.83	\$	\$	\$			2424
661,587.68					661,587.68						2425
1,397,493.88					1,397,493.88						2426
226,270.85					226,270.85						2427
									52,567.99	52,567.99	2428

STATEMENT OF FUNCTIONAL DISBURSEMENTS BY DEPARTMENTS, APPROPRIATIONS, AND ACCOUNTS

Line No.	Fund No.	Dept and Div. No.	Acct. No.	NAME OF APPROPRIATION OR ACCOUNT	Total Expenditures	OPERATING					
						General Government	Protection to Persons and Property	Hospitals, Health and Sanitation	Development & Conservation of Natural Resources	Highways	
		540-546	LABOR AND EMPLOYMENT SECURITY, DEPARTMENT OF (Continued)								
		545	Division of Worker's Compensation: (Continued)								
			Worker's Compensation Administrative Trust Fund— (Continued)								
2429	2	545	0112	Transfers	\$ 3,380,259.98						
2430	2	545	0145	FAP—Supplemental Compensation Benefits	2,223,562.12						
2431	2	545	0150	Purchase of Investments	2,000,000.00						
2432	2	545	0191	Data Processing Services	418,542.38						
2433	2	545	0194	Service Charge to General Revenue Fund	571,649.56						
			Grants and Donations Trust Fund—								
2434	2	545	0401	Salaries	324,223.09						
2435	2	545	0404	Expenses	33,183.27						
2436	2	545	0406	Operating Capital Outlay	101.37						
2437	2	545	0412	Transfers	21,963.30						
2438				Total Division of Worker's Compensation	\$ 15,663,222.30						
		546	Division of Employment and Training:								
			Florida State Prime Sponsor Trust Fund—								
2439	2	546	0101	Salaries	\$ 1,359,666.90						
2440	2	546	0103	Other Personal Services	215,792.53						
2441	2	546	0104	Expenses	503,414.97						
2442	2	546	0106	Operating Capital Outlay	36,697.42						
2443	2	546	0111	Refunds	25.00						
2444	2	546	0112	Transfers	452,432.08						
2445	2	546	0130	Aid to Local Government—Distribution to Counties	35,966,390.88						
2446	2	546	0191	Data Processing Services	156,105.60						
2447				Total Division of Employment and Training	\$ 38,690,525.38						
			TOTAL DEPARTMENT OF LABOR AND EMPLOYMENT SECURITY			\$ 603,506,775.41	\$ 7,418,697.81				
		550-557	TRANSPORTATION, DEPARTMENT OF								
		550	Office of Secretary and Division of Administration:								
			Working Capital Trust Fund—								
2449	2	550	0101	Salaries	\$ 9,637,692.49					\$ 9,637,692.49	
2450	2	550	0103	Other Personal Services	246,869.41					246,869.41	
2451	2	550	0104	Expenses	4,359,264.54					4,359,264.54	
2452	2	550	0106	Operating Capital Outlay	106,757.87					106,757.87	
2453	2	550	0108	FCO—Acquisition and Renovation—First District							
				Office Complex, Bartow	14,906.27					14,906.27	
2454	2	550	0111	Refunds	243,493.35						
2455	2	550	0114	Special Categories—Centralized Support Services	124,906.35						
2456	2	550	0118	FCO—Replacement of Air Conditioning—Deland District Office	298.00					298.00	
2457	2	550	0128	FCO—Supplemental Renovation of District Office, Bartow	10,000.00					10,000.00	
2458	2	550	0148	FCO—Acquisition of Parking Lot, Chipley	67,067.96					67,067.96	
2459	2	550	0160	Special Categories—Consultant Fees	576,515.68					576,515.68	
2460	2	550	0191	Data Processing Services	2,950,000.00						
2461	2	550	0192	Reissues	169,043.04						
2462	2	550	0194	Service Charge to General Revenue	167,250.56						
2463	2	550	0199	Certifications Forward	520,250.91					520,250.91	
2464				Total Office of Secretary and Division of Administration	\$ 19,194,316.43					\$ 15,539,623.13	
		551	Division of Public Transportation Operations:								
2465	1	551	0108	Fixed Capital Outlay	\$ 5,545,084.95					\$ 5,545,084.95	
2466				Total Division of Public Transportation Operations	\$ 5,545,084.95					\$ 5,545,084.95	
		552	Division of Planning and Programming:								
			Working Capital Trust Fund—								
2467	2	552	0101	Salaries	\$ 4,603,979.42					\$ 4,603,979.42	
2468	2	552	0103	Other Personal Services	49,583.74					49,583.74	
2469	2	552	0104	Expenses	302,918.69					302,918.69	
2470	2	552	0106	Operating Capital Outlay	28,312.78					28,312.78	
2471	2	552	0114	Special Categories—Centralized Support Services	130,825.76						
2472	2	552	0130	Aid to Local Government—Transportation Matching Grants	1,361,809.29						
2473	2	552	0140	Aid to Local Government—Corridor Advisory Board	40,000.00						
2474	2	552	0160	Special Categories—Engineering and Planning Consultants	490,583.69					490,583.69	
2475	2	552	0199	Certifications Forward	318,928.99					318,928.99	
2476				Total Division of Planning and Programming	\$ 7,326,942.36					\$ 5,794,307.31	
		553	Division of Road Operations:								
2477	1	553	0108	FCO—State Road Projects (78-80) Supplements	\$ 19,091,122.67					\$ 19,091,122.67	
			Working Capital Trust Fund—								
2478	2	553	0101	Salaries	104,219,691.86					104,219,691.86	
2479	2	553	0102	Overtime	1,656,966.06					1,656,966.06	
2480	2	553	0103	Other Personal Services	1,507,702.57					1,507,702.57	
2481	2	553	0104	Expenses	8,974,114.43					8,974,114.43	
2482	2	553	0105	Special Categories—Right of Way O.P.S. Fees	2,646,399.25					2,646,399.25	
2483	2	553	0106	Operating Capital Outlay	752,240.88					752,240.88	
2484	2	553	0108	Buildings and Improvements	9,907.08					9,907.08	

**STATEMENT OF FUNCTIONAL DISBURSEMENTS
BY DEPARTMENTS, APPROPRIATIONS, AND ACCOUNTS**

EXPENDITURES						NON-OPERATING EXPENDITURES					Line No.
Public Welfare	Education	Parks, Monuments & Memorials	Correctional Institutions	Retirements, Pensions and Relief Acts	Total Operating Expenditures	Aid to Cities, Counties and Others	Investments	County and Other Debt Service	Transfers, Refunds and Other Non-Operating	Total Non-Operating Expenditures	
\$ 2,223,562.12					\$ 2,223,562.12				\$ 3,380,259.98	\$ 3,380,259.98	2429
418,542.38					418,542.38		2,000,000.00			2,000,000.00	2430
									571,649.56	571,649.56	2431
324,223.09					324,223.09						2432
33,183.27					33,183.27						2433
101.37					101.37						2434
									21,963.30	21,963.30	2435
\$ 9,636,781.47					\$ 9,636,781.47		\$ 2,000,000.00		\$ 4,026,440.83	\$ 6,026,440.83	2436
\$ 1,359,666.90					\$ 1,359,666.90						2437
215,792.53					215,792.53						2438
503,414.97					503,414.97						2439
36,697.42					36,697.42						2440
									25.00	25.00	2441
									452,432.08	452,432.08	2442
156,105.60					156,105.60	35,966,390.88				35,966,390.88	2443
\$ 2,271,677.42					\$ 2,271,677.42	\$ 35,966,390.88			\$ 452,457.09	\$ 36,418,847.96	2444
\$241,529,330.63					\$ 248,948,028.44	\$ 35,966,390.88	\$ 10,800,000.00	\$ 94,522.00	\$ 307,697,834.09	\$ 354,558,748.97	2445
					\$ 9,637,692.49						2446
					246,869.41						2447
					4,359,264.54						2448
					106,757.67						2449
					14,906.27						2450
									243,493.35	243,493.35	2451
									124,906.35	124,906.35	2452
					298.00						2453
					10,000.00						2454
					67,067.96						2455
					576,515.68						2456
									2,950,000.00	2,950,000.00	2457
									169,043.04	169,043.04	2458
									167,250.56	167,250.56	2459
					520,250.91						2460
					\$ 15,539,623.13				\$ 3,654,693.30	\$ 3,654,693.30	2461
					\$ 5,545,084.95						2462
					\$ 5,545,084.95						2463
					\$ 4,603,979.42						2464
					49,583.74						2465
					302,918.69						2466
					28,312.76						2467
									130,825.76	130,825.76	2468
									1,361,809.29	1,361,809.29	2469
									40,000.00	40,000.00	2470
					490,583.69						2471
					318,928.99						2472
					\$ 5,794,307.31				\$ 1,532,635.05	\$ 1,532,635.05	2473
					\$ 19,091,122.67						2474
					104,219,691.86						2475
					1,656,966.06						2476
					1,507,702.57						2477
					8,974,114.43						2478
					2,646,399.25						2479
					752,240.88						2480
					9,907.06						2481

**STATEMENT OF FUNCTIONAL DISBURSEMENTS
BY DEPARTMENTS, APPROPRIATIONS, AND ACCOUNTS**

Line No.	Fund No.	Dept. and Div. No.	Acct. No.	NAME OF APPROPRIATION OR ACCOUNT	Total Expenditures	OPERATING				
						General Government	Protection to Persons and Property	Hospitals, Health and Sanitation	Development & Conservation of Natural Resources	Highways
		550-557		TRANSPORTATION, DEPARTMENT OF (Continued)						
		553		Division of Road Operations: (Continued)						
				Working Capital Trust Fund— (Continued)						
2485	2	553	0114	Special Categories—Centralized Support Service	\$ 25,800,000.00					\$
2486	2	553	0118	FCO—Maintenance Facilities—South Miami	415,771.13					415,771.13
2487	2	553	0120	Special Categories—Transportation Materials and Equipment	4,992,295.19					4,992,295.19
2488	2	553	0128	FCO—Equipment Repair Shop—Pensacola	112.59					112.59
2489	2	553	0138	FCO—Public Works Project	15,214.98					15,214.98
2490	2	553	0139	Special Appropriation Program	29,202,565.35					29,202,565.35
2491	2	553	0140	Special Categories—Florida Highway Patrol	4,784,213.70					4,784,213.70
2492	2	553	0141	Special Categories—Road Advertising Payments	40,345.48					40,345.48
2493	2	553	0142	Special Categories—Right of Way Land Acquisition	51,826,655.49					51,826,655.49
2494	2	553	0143	Special Categories—Interstate Roads Construction Contracts	208,780,294.54					208,780,294.54
2495	2	553	0144	Special Categories—Keys Bridges Construction Contracts	43,906,192.43					43,906,192.43
2496	2	553	0145	Special Categories—Bridge Rehabilitation Construction Contracts	36,256,676.49					36,256,676.49
2497	2	553	0146	Special Categories—Resurfacing Road Construction Contracts	29,263,688.70					29,263,688.70
2498	2	553	0147	Special Categories—Traffic Operations Construction Contracts	2,169,322.56					2,169,322.56
2499	2	553	0148	FCO—Maintenance Complex—Phase II—Orlando	159,595.04					159,595.04
2500	2	553	0149	Special Categories—Other Federal Aid Road Construction Contracts	111,808,979.46					111,808,979.46
2501	2	553	0151	Payment of Debt Service	88,877.50					88,877.50
2502	2	553	0153	Special Categories—Other State 100% Road Construction Contracts	30,680,332.79					30,680,332.79
2503	2	553	0160	Special Categories—Consultant Fees	2,548,222.20					2,548,222.20
2504	2	553	0161	Special Categories—Consultants Covenant to Complete	741,279.61					741,279.61
2505	2	553	0163	Special Categories—Interstate Design Consultants	1,966,193.80					1,966,193.80
2506	2	553	0165	Special Categories—Bridge Design Consultants	630,286.66					630,286.66
2507	2	553	0166	Special Categories—Traffic Operation Consultants	1,956,094.38					1,956,094.38
2508	2	553	0167	Special Categories—State 100% Design Consultants	38,205.09					38,205.09
2509	2	553	0168	FCO—Expansion of Test Pit—Gainesville	4,596.25					4,596.25
2510	2	553	0169	Special Categories—Interstate CEI Consultants	408,291.74					408,291.74
2511	2	553	0170	Special Categories—Contracts Services with DOC—Routine	5,112,528.73					5,112,528.73
2512	2	553	0172	Special Categories—Keys Bridges Consultant	1,824,551.64					1,824,551.64
2513	2	553	0198	FCO—Renovation of Carpenter and Sign Shop—Gainesville	412.02					412.02
2514	2	553	0199	Certifications Forward	11,588,092.20					11,588,092.20
				Working Capital Trust Fund—						
2515	2	553	0248	Fixed Capital Outlay—Testing Facilities—Gainesville	1,461.10					1,461.10
2516	2	553	0258	FCO—Crew Rooms and Gas House—Dade City	28,450.21					28,450.21
2517	2	553	0268	FCO—Institutional Paving	1,009,337.23					1,009,337.23
				FCO—Acquisition, Planning, Maintenance, and Construction—Leesburg	562.50					562.50
				Working Capital Trust Fund—						
2519	2	553	0308	FCO—Storage Building and Radio Repair Shop—Ft. Myers	1,499.21					1,499.21
				FCO—Security Fencing of Maintenance Yards—Milton and Defuniak Springs	12,359.40					12,359.40
2520	2	553	0338	Fixed Capital Outlay—Security Fencing of Structure—Orlando	9,496.00					9,496.00
				Primary Trust Fund—						
2522	2	553	0511	Refunds	4,033,435.18					4,033,435.18
2523	2	553	0512	Transfers	2,408,410.00					2,408,410.00
2524	2	553	0516	Regular Reimbursements to Working Capital Trust Fund	592,700,000.00					592,700,000.00
2525	2	553	0547	Special Categories—Transfers to Public Transportation Trust Fund	10,656,367.00					10,656,367.00
2526	2	553	0550	Investments	46,500,000.00					46,500,000.00
2527	2	553	0557	Repayment to Advanced Interstate Construction Trust Fund	30,000,000.00					30,000,000.00
				Secondary Trust Fund—						
2528	2	553	0611	Refunds	168,519.08					168,519.08
2529	2	553	0616	Reimbursement to Working Capital Trust Fund	17,202,614.70					17,202,614.70
2530	2	553	0650	Investments	8,591,627.24					8,591,627.24
				Suwanee County Project Construction Trust Fund—						
2531	2	553	0716	Reimbursement to Working Capital Trust Fund	999.25					999.25
				Holmes County Project Construction Trust Fund—						
2532	2	553	0810	Payment to Holmes County for Construction Costs	953,430.55					953,430.55
				Columbia County Project Construction Trust Fund—						
2533	2	553	1516	Reimbursement to Working Capital Trust Fund	58,210.63					58,210.63
				Bradford County Project Construction Trust Fund—						
2534	2	553	1610	Special Categories—Payments to Bradford County for Road Construction	602,241.49					602,241.49
2535	2	553	1650	Purchase of Investments	695,100.00					695,100.00
				Wakulla County Project Construction Trust Fund #81—						
2536	2	553	2616	Reimbursement to Working Capital Trust Fund	21,667.09					21,667.09
				Alachua County Project Construction Trust Fund—						
2537	2	553	2816	Reimbursement to Working Capital Trust Fund	464,368.01					464,368.01
				Collier County Project Construction Trust Fund—						
2538	2	553	3210	Special Categories—Payments for Road Construction Costs	320,094.16					320,094.16
2539	2	553	3250	Purchase of Investments	9,063,377.36					9,063,377.36
				Escambia County Project Construction Trust Fund #84—						
2540	2	553	3310	Special Categories—Payment for Road Construction Costs	1,533,204.98					1,533,204.98
2541	2	553	3350	Investments	9,279,107.01					9,279,107.01
				Pinellas County Construction Trust—						
2542	2	553	3410	Payments for Road Construction Costs	2,235,971.42					2,235,971.42
2543	2	553	3450	Investments	15,208,390.50					15,208,390.50
				Gulf County Project Construction Trust Fund #83—						
2544	2	553	3650	Investments	2,126,644.42					2,126,644.42
				Liberty County Project Construction Trust Fund #82—						
2545	2	553	3750	Investments	1,754,977.29					1,754,977.29

**STATEMENT OF FUNCTIONAL DISBURSEMENTS
BY DEPARTMENTS, APPROPRIATIONS, AND ACCOUNTS**

EXPENDITURES						NON-OPERATING EXPENDITURES					Line No.
Public Welfare	Education	Parks, Monuments & Memorials	Correctional Institutions	Retirements, Pensions and Relief Acts	Total Operating Expenditures	Aid to Cities, Counties and Others	Investments	County and Other Debt Service	Transfers, Refunds and Other Non-Operating	Total Non-Operating Expenditures	
					415,771.13				25,800,000.00	25,800,000.00	2485
					4,992,295.19						2486
					112.59						2487
					15,214.98						2488
					29,202,565.35						2489
					4,784,213.70						2490
					40,345.48						2491
					51,826,655.49						2492
					208,780,294.54						2493
					43,906,192.43						2494
					36,256,676.49						2495
					29,263,688.70						2496
					2,169,322.56						2497
					159,595.04						2498
					111,808,979.46						2499
					30,680,332.79			88,877.50		88,877.50	2500
					2,548,222.20						2501
					741,279.61						2502
					1,966,193.80						2503
					630,286.66						2504
					1,956,094.39						2505
					38,205.09						2506
					4,596.25						2507
					408,291.74						2508
					5,112,528.73						2509
					1,824,551.64						2510
					412.02						2511
					11,588,092.20						2512
					1,481.10						2513
					28,450.21						2514
					1,009,337.23						2515
					562.50						2516
					1,499.21						2517
					12,359.40						2518
					9,496.00						2519
									4,033,435.18	4,033,435.18	2520
									2,408,410.00	2,408,410.00	2521
									592,700,000.00	592,700,000.00	2522
									10,656,367.00	10,656,367.00	2523
							46,500,000.00		46,500,000.00	46,500,000.00	2524
									30,000,000.00	30,000,000.00	2525
									168,519.08	168,519.08	2526
									17,202,614.70	17,202,614.70	2527
							8,591,627.24		8,591,627.24	8,591,627.24	2528
									999.25	999.25	2529
					953,430.55						2530
									58,210.63	58,210.63	2531
					602,241.49						2532
							695,100.00			695,100.00	2533
									21,667.09	21,667.09	2534
									464,366.01	464,366.01	2535
					320,094.16						2536
							9,063,377.36			9,063,377.36	2537
					1,533,204.98						2538
							9,279,107.01			9,279,107.01	2539
					2,235,971.42						2540
							15,208,390.50			15,208,390.50	2541
							2,126,644.42			2,126,644.42	2542
							1,754,977.29			1,754,977.29	2543

STATEMENT OF FUNCTIONAL DISBURSEMENTS BY DEPARTMENTS, APPROPRIATIONS, AND ACCOUNTS

Line No.	Fund No.	Dept. and Div. No.	Acct. No.	NAME OF APPROPRIATION OR ACCOUNT	Total Expenditures	OPERATING				
						General Government	Protection to Persons and Property	Hospitals, Health and Sanitation	Development & Conservation of Natural Resources	Highways
550-557 TRANSPORTATION, DEPARTMENT OF (Continued)										
553 Division of Road Operations: (Continued)										
2546	2	553	3850	Hernando County Project Construction Trust Fund #81— Investments	\$ 3,000,000.00					
2547	2	553	3950	Madison County Project Construction Trust Fund #81— Investments	2,000,000.00					
2548	2	553	6716	Lafayette County Project Construction Trust Fund #81— Reimbursement to Working Capital Trust Fund	4,255.69					
2549	2	553	6916	Lee County Project Construction Trust Fund #82— Reimbursement to Working Capital Trust Fund	905,959.54					
2550	2	553	7104	Hillsborough County 1979 Project Construction Trust Fund— Administrative Expenses	37,725.98					37,725.98
2551	2	553	7105	Right of Way Acquisition Costs	246,031.54					246,031.54
2552	2	553	7108	Construction Engineering	2,212,623.38					2,212,623.38
2553	2	553	7109	Land Costs	19,139,118.98					19,139,118.98
2554	2	553	7110	Construction Contracts	17,845,437.87					17,845,437.87
2555	2	553	7112	Expense Transfers	300,000.00					
2556	2	553	8016	Escambia County Project Construction Trust Fund #83— Reimbursement to Working Capital Trust Fund	1,321,938.59					
2557	2	553	8116	Manatee County Project Construction Trust Fund— Reimbursement to Working Capital Trust Fund	8,720.63					
2558	2	553	8750	Okaloosa County Project Construction Trust Fund— Investments	2,922.86					
2559	2	553	9016	Okeechobee County Project Construction Trust Fund #81— Reimbursement to Working Capital Trust Fund	325.83					
2560	2	553	9416	Oscola County Project Construction Trust Fund #82— Reimbursement to Working Capital Trust Fund	5.00					
2561	2	553	9516	Palm Beach County Project Construction Trust Fund #83— Reimbursement to Working Capital Trust Fund	9,271,660.62					
2562	2	553	9650	Palm Beach County Project Construction Trust Fund #1— Investments	6,393.20					
2563	2	553	9816	Pasco County Project Construction Trust Fund— Reimbursement to Working Capital Trust	1,383.69					
2564	2	554	0116	Pinellas County Project Construction Trust Fund— Reimbursement to Working Capital Trust Fund	180.07					
2565	2	554	0150	Investments	647.57					
2566	2	554	0208	Advanced Interstate Construction Trust Fund— FCO—State Road Projects (78-80) Supplement	7,124,031.89					7,124,031.89
2567	2	554	0216	Reimbursement to Working Capital Trust Fund	45,000,000.00					
2568	2	554	0217	Special Categories—Interstate Matching	11,267,846.00					
2569	2	554	0247	Loans to Primary Trust Fund (AGA 7-12-79)	30,000,000.00					
2570	2	554	1316	Putnam County Project Construction Trust Fund— Reimbursement to Working Capital Trust Fund	7.00					
2571	2	554	2616	Seminole County Project Construction Trust Fund— Reimbursement to Working Capital Trust Fund	699.33					
2572	2	554	2650	Investments	19,320.74					
2573	2	554	2816	Seminole County Project Construction Trust Fund #2— Reimbursement to Working Capital Trust Fund	327.47					
2574	2	554	3716	Volusia County Project Construction Trust Fund— Reimbursement to Working Capital Trust Fund	272.29					
2575	2	554	4716	Dade County 1970 Expressway Project Construction Trust Fund— Reimbursement to Working Capital Trust	3,856.00					
2576	2	554	4750	Investments	75,148.10					
2577	2	554	4912	Palm Beach County Project Construction Trust Fund #82— Transfers	371,169.80					
2578	2	554	5010	Jacksonville Transportation Authority 1977 Project— Special Categories—Part I, Project Cost	6,533,956.70					6,533,956.70
2579	2	554	5316	Walton County Project Construction Trust Fund #82— Reimbursement to Working Capital Trust Fund	622,284.47					
2580	2	554	5350	Purchase of Investments	1,256.26					
2581				Total Division of Road Operations	\$ 1,660,835,474.65					\$ 779,626,189.64
555 Burns Data Center:										
Working Capital Trust Fund—										
2582	2	555	0201	Salaries	\$ 1,115,372.17					\$ 1,115,372.17
2583	2	555	0203	Other Personal Services	3,747.90					3,747.90
2584	2	555	0204	Expenses	1,587,073.67					1,587,073.67
2585	2	555	0206	Operating Capital Outlay	165,691.28					165,691.28
2586	2	555	0214	Special Categories—Central Support Services	2,347.75					
2587	2	555	0299	Certifications Forward	52,867.65					52,867.65
2588				Total Burns Data Center	\$ 2,927,100.42					\$ 2,924,752.67
556 Centralized Mobile Equipment and Warehouse Operations:										
Working Capital Trust Fund—										
2589	2	556	0101	Salaries	\$ 4,256,990.95					\$ 4,256,990.95
2590	2	556	0103	Other Personal Services	443.50					443.50
2591	2	556	0104	Expenses	10,084,284.57					10,084,284.57
2592	2	556	0106	Operating Capital Outlay	2,734,684.89					2,734,684.89
2593	2	556	0111	Refunds	76,288.61					
2594	2	556	0117	Special Categories—Risk Management Insurance	373,732.00					373,732.00
2595	2	556	0120	Special Categories—Transportation Materials and Equipment	6,423,857.45					6,423,857.45

**STATEMENT OF FUNCTIONAL DISBURSEMENTS
BY DEPARTMENTS, APPROPRIATIONS, AND ACCOUNTS**

EXPENDITURES						NON-OPERATING EXPENDITURES					Line No.
Public Welfare	Education	Parks, Monuments & Memorials	Correctional Institutions	Retirements, Pensions and Relief Acts	Total Operating Expenditures	Aid to Cities, Counties and Others	Investments	County and Other Debt Service	Transfers, Refunds and Other Non-Operating	Total Non-Operating Expenditures	
\$	\$	\$	\$	\$	\$	\$	\$ 3,000,000.00	\$	\$	\$ 3,000,000.00	2546
							2,000,000.00			2,000,000.00	2547
								4,255.69		4,255.69	2548
								905,959.54		905,959.54	2549
					37,725.98						2550
					246,031.54						2551
					2,212,623.38						2552
					19,139,118.98						2553
					17,845,437.87						2554
								300,000.00		300,000.00	2555
								1,321,938.59		1,321,938.59	2556
								8,720.63		8,720.63	2557
							2,922.86			2,922.86	2558
								325.83		325.83	2559
								5.00		5.00	2560
								9,271,660.62		9,271,660.62	2561
							6,393.20			6,393.20	2562
								1,393.69		1,393.69	2563
								180.07		180.07	2564
							647.57			647.57	2565
					7,124,031.89						2566
								45,000,000.00		45,000,000.00	2567
								11,267,848.00		11,267,848.00	2568
								30,000,000.00		30,000,000.00	2569
								7.00		7.00	2570
								699.33		699.33	2571
							19,320.74			19,320.74	2572
								327.47		327.47	2573
								272.29		272.29	2574
								3,858.00		3,858.00	2575
							75,148.10			75,148.10	2576
								371,189.80		371,189.80	2577
					6,533,956.70						2578
								622,284.47		622,284.47	2579
							1,256.26			1,256.26	2580
\$	\$	\$	\$	\$	\$ 779,826,189.64	\$	\$ 98,324,912.55	\$ 88,877.50	\$ 782,595,494.96	\$ 881,009,285.01	2581
\$	\$	\$	\$	\$	\$ 1,115,372.17	\$	\$	\$	\$	\$	2582
					3,747.90						2583
					1,587,073.67						2584
					165,891.28						2585
								2,347.75		2,347.75	2586
					52,867.65						2587
\$	\$	\$	\$	\$	\$ 2,924,752.67	\$	\$	\$	\$ 2,347.75	\$ 2,347.75	2588
\$	\$	\$	\$	\$	\$ 4,256,990.95	\$	\$	\$	\$	\$	2589
					443.50						2590
					10,084,284.57						2591
					2,734,684.89						2592
								76,288.61		76,288.61	2593
					373,732.00						2594
					6,423,857.45						2595

**STATEMENT OF FUNCTIONAL DISBURSEMENTS
BY DEPARTMENTS, APPROPRIATIONS, AND ACCOUNTS**

Line No.	Fund No.	Dept. and Div. No.	Acct. No.	NAME OF APPROPRIATION OR ACCOUNT	Total Expenditures	OPERATING				
						General Government	Protection to Persons and Property	Hospitals, Health and Sanitation	Development & Conservation of Natural Resources	Highways
		550-557		TRANSPORTATION, DEPARTMENT OF (Continued)						
		556		Centralized Mobile Equipment and Warehouse Operations: (Continued)						
				Working Capital Trust Fund— (Continued)						
2596	2	556	0192	Reissues	\$ 31.10					\$
2597	2	556	0199	Certifications Forward	\$ 4,461,945.82					\$ 4,461,945.82
2598				Total Centralized Mobile Equipment and Warehouse Operations	\$ 28,412,258.89					\$ 28,335,939.18
		557		Division of Public Transportation Operations:						
				Public Transportation Operation Trust Fund—						
2599	2	557	0101	Salaries	\$ 1,785,202.13					\$ 1,785,202.13
2600	2	557	0104	Expenses	205,013.09					205,013.09
2601	2	557	0106	Operating Capital Outlay	7,287.85					7,287.85
2602	2	557	0110	Special Categories—Public Transportation Fleet	1,425,370.75					1,425,370.75
2603	2	557	0114	Centralized Support Services	34,478.86					
2604	2	557	0130	Aid to Local Government—Mass Transit Matching Grants	7,584,619.19					
2605	2	557	0160	Special Categories—Engineering Consultants	146,573.44					146,573.44
2606	2	557	0190	Aid to Local Government—Public Transportation Structures	489,388.59					
2607	2	557	0199	Certifications Forward	743,195.93					743,195.93
2608				Total Division of Public Transportation Operation	\$ 12,401,129.63					\$ 4,312,642.99
2609				TOTAL DEPARTMENT OF TRANSPORTATION	\$ 1,736,642,307.33					\$842,278,539.87
		560		ENVIRONMENTAL REGULATION, DEPARTMENT OF						
2610	1	560	0101	Salaries	\$ 8,360,087.11			\$ 8,360,087.11		
2611	1	560	0103	Other Personal Services	87,537.96			87,537.96		
2612	1	560	0104	Expenses	2,013,965.53			2,013,965.53		
2613	1	560	0106	Operating Capital Outlay	287,877.25			287,877.25		
2614	1	560	0128	FCC—Aid to Water Management Districts	219,136.83			219,136.83		
2615	1	560	0130	Aid to Local Government—Aid to Water Management Districts	1,680,000.00					
2616	1	560	0131	Aid to Local Government—Aid to Kiasimnee River Council	500,000.00					
2617				Aid to Local Government—Aid to Water Management Districts—Operations	1,861,100.00					
2618	1	560	0160	Special Categories—Water Resource Management	10,000.00			10,000.00		
2619	1	560	0188	Water Resource Management	666,291.06			666,291.06		
2620	1	560	0191	Data Processing Services	416,949.96			416,949.96		
2621	1	560	0196	Certifications Forward—Aid to Local Government	137,500.00					
2622	1	560	0199	Certifications Forward	538,724.70			538,724.70		
				Operating Trust Fund—						
2623	2	560	0101	Salaries	3,140,490.86			3,140,490.86		
2624	2	560	0103	Other Personal Services	661,660.56			661,660.56		
2625	2	560	0104	Expenses	524,728.91			524,728.91		
2626	2	560	0106	Operating Capital Outlay	359,408.89			359,408.89		
2627	2	560	0111	Refunds	80,307.97					
2628	2	560	0191	Data Processing Services	3,152.28			3,152.28		
2629	2	560	0199	Certifications Forward	407,584.37			407,584.37		
				License and Permitting Trust Fund—						
2630	2	560	0204	Expenses	12,600.00					12,600.00
2631	2	560	0211	Refunds	25.00					
				Pollution Recovery Trust Fund—						
2632	2	560	0312	Transfers	137,584.26					
2633	2	560	0350	Purchase of Investments	200,000.00					
2634	2	560	0399	Certifications Forward	37,000.00			37,000.00		
				Project Construction Trust Fund—						
2635	2	560	0407	Loan for Facility Construction and Improvements	14,924,392.60			14,924,392.60		
2636	2	560	0414	Payments to SBA	9,696,291.28					
				Grants and Donations Trust Fund—						
2637	2	560	0803	Other Personal Services	58,144.08					58,144.08
2638	2	560	0804	Expenses	11,599.14					11,599.14
2639	2	560	0806	Operating Capital Outlay	339.01					339.01
2640	2	560	0891	Data Processing Services	1,889.26					1,889.26
2641	2	560	0896	Certifications Forward—Aid to Local Governments	3,333.20					
2642	2	560	0899	Certifications Forward	38,419.83					38,419.83
				U.S. Cooperative Trust Fund—						
2643	2	560	0999	Certifications Forward	24,500.00					24,500.00
				Coastal Zone Management Trust Fund—						
2644	2	560	1001	Salaries	84,174.41					84,174.41
2645	2	560	1003	Other Personal Services	92,847.46					92,847.46
2646	2	560	1004	Expenses	12,128.45					12,128.45
2647	2	560	1006	Operating Capital Outlay	3,354.31					3,354.31
2648	2	560	1091	Data Processing Services	807.08					807.08
2649	2	560	1099	Certifications Forward	37,474.26					37,474.26
				Water Resources Restoration and Preservation Trust Fund—						
2650	2	560	1101	Salaries	135,052.02			135,052.02		
2651	2	560	1104	Expenses	32,540.22			32,540.22		
2652	2	560	1180	Special Categories—Water Resource Management	62,387.71			62,387.71		
2653	2	560	1199	Certifications Forward	111,881.97			111,881.97		
2654				TOTAL DEPARTMENT OF ENVIRONMENTAL REGULATION	\$ 47,675,269.59			\$ 33,000,850.59	\$ 378,277.29	\$

**STATEMENT OF FUNCTIONAL DISBURSEMENTS
BY DEPARTMENTS, APPROPRIATIONS, AND ACCOUNTS**

EXPENDITURES						NON-OPERATING EXPENDITURES					Line No.
Public Welfare	Education	Parks, Monuments & Memorials	Correctional Institutions	Retirements, Pensions and Relief Acts	Total Operating Expenditures	Aid to Cities, Counties and Others	Investments	County and Other Debt Service	Transfers, Refunds and Other Non-Operating	Total Non-Operating Expenditures	
					\$ 4,461,945.82				\$ 31.10	\$ 31.10	2596
											2597
					\$ 28,335,939.18				\$ 76,319.71	\$ 76,319.71	2598
					\$ 1,785,202.13						2599
					205,013.09						2600
					7,287.65						2601
					1,425,370.75						2602
									34,478.86	34,478.86	2603
					146,573.44				7,584,619.19	7,584,619.19	2604
											2605
					743,195.93				469,388.59	469,388.59	2606
											2607
					\$ 4,312,642.99				\$ 8,088,486.64	\$ 8,088,486.64	2608
					\$ 842,278,539.87		\$ 98,324,912.55	\$ 88,877.50	\$ 795,949,977.41	\$ 894,363,767.46	2609
					\$ 8,360,067.11						2610
					87,537.96						2611
					2,013,965.53						2612
					287,877.25						2613
					219,136.83						2614
									1,680,000.00	1,680,000.00	2615
									500,000.00	500,000.00	2616
									1,861,100.00	1,861,100.00	2617
					10,000.00						2618
					666,291.06						2619
					416,949.96						2620
									137,500.00	137,500.00	2621
					538,724.70						2622
					3,140,490.86						2623
					661,660.56						2624
					524,728.91						2625
					359,408.69						2626
									80,307.97	80,307.97	2627
					3,152.28						2628
					407,584.37						2629
											2630
					12,600.00				25.00	25.00	2631
									137,584.26	137,584.26	2632
							200,000.00			200,000.00	2633
					37,000.00						2634
					14,924,392.60						2635
									9,696,291.28	9,696,291.28	2636
					58,144.08						2637
					11,599.14						2638
					339.01						2639
					1,889.26						2640
									3,333.20	3,333.20	2641
					38,419.83						2642
											2643
					24,500.00						2644
					84,174.41						2645
					92,847.46						2646
					12,128.45						2647
					3,354.31						2648
					807.08						2649
					37,474.26						2650
					135,052.02						2651
					32,540.22						2652
					62,387.71						2653
					111,881.97						2654
					\$ 33,379,127.88		\$ 200,000.00		\$ 14,096,141.71	\$ 14,296,141.71	2654

**STATEMENT OF FUNCTIONAL DISBURSEMENTS
BY DEPARTMENTS, APPROPRIATIONS, AND ACCOUNTS**

Line No.	Fund No.	Dept. and Div. No.	Acct. No.	NAME OF APPROPRIATION OR ACCOUNT	Total Expenditures	OPERATING				
						General Government	Protection to Persons and Property	Hospitals, Health and Sanitation	Development & Conservation of Natural Resources	Highways
570 CITRUS, DEPARTMENT OF										
Citrus Advertising Trust Fund—										
2655	2	570	0101	Salaries	\$ 3,891,591.09	\$	\$	\$	\$ 3,891,591.09	\$
2656	2	570	0103	Other Personal Services	134,452.81				134,452.81	
2657	2	570	0104	Expenses	24,314,048.08				24,314,048.08	
2658	2	570	0106	Operating Capital Outlay	84,647.49				84,647.49	
2659	2	570	0110	Special Categories—Advertising Rebates	388,854.60				388,854.60	
2660	2	570	0111	Refunds	808.39					
2661	2	570	0150	Investments	8,500,000.00					
2662	2	570	0191	Data Processing Services	8,837.48				8,837.48	
2663	2	570	0192	Reissues	589.55					
2664	2	570	0194	Transfers to General Revenue	370,668.13					
2665	2	570	0199	Certifications Forward	3,134,607.85				3,134,607.85	
2666	TOTAL DEPARTMENT OF CITRUS				\$ 40,828,905.45	\$	\$	\$	\$ 31,957,039.38	\$
580-583 PROFESSIONAL REGULATION, DEPARTMENT OF										
Office of the Secretary and Division of General Services:										
2667	1	580	0199	Certifications Forward	\$ 50,414.12	\$ 50,414.12	\$	\$	\$	\$
Professional Regulation Trust Fund—										
2668	2	580	0101	Salaries	5,133,040.77	5,133,040.77				
2669	2	580	0103	Other Personal Services	3,093,671.90	3,093,671.90				
2670	2	580	0104	Expenses	3,312,659.07	3,312,659.07				
2671	2	580	0105	Financial Assistance Payments	45,317.00	45,317.00				
2672	2	580	0106	Operating Capital Outlay	175,507.24	175,507.24				
2673	2	580	0111	Refunds	90,096.20					
2674	2	580	0112	Transfers	327,982.36					
2675	2	580	0115	Special Categories—Continuing Education	17,054.45	17,054.45				
2676	2	580	0150	Purchase of Investments	4,200,000.00					
2677	2	580	0191	Data Processing Services	460,325.60	460,325.60				
2678	2	580	0192	Reissues of 12 Months Old Warrants	1,312.02					
2679	2	580	0194	Service Charge to General Revenue Fund	449,071.69					
2680	2	580	0199	Certifications Forward	950,476.22	950,476.22				
Administrative Trust Fund—										
2681	2	580	0312	Transfers	75,050.43					
2682	Total Office of the Secretary and Division of General Services				\$ 18,381,959.07	\$ 13,238,466.37	\$	\$	\$	\$
581 Division of Consolidated Regulatory Boards:										
Regulation Trust Fund—										
2683	2	581	0112	Transfers	\$ 340,645.19	\$	\$	\$	\$	\$
2684	Total Consolidated Regulatory Board				\$ 340,645.19	\$	\$	\$	\$	\$
582 Division of Professions:										
Board of Accountancy—Operating Trust Fund—										
2685	2	582	0112	Transfers	\$ 288,836.69	\$	\$	\$	\$	\$
Board of Architecture—Operating Trust Fund—										
2686	2	582	0212	Transfers	59,781.39					
Board of Podiatry—Operating Trust Fund—										
2687	2	582	0512	Transfers	24,393.64					
Board of Chiropractic Examiners—Operating Trust Fund—										
2688	2	582	0612	Transfers	34,669.46					
Board of Dentistry—Operating Trust Fund—										
2689	2	582	0712	Transfers	33,576.25					
Board of Professional Engineers and Land Surveyors—										
Operating Trust Fund—										
2690	2	582	0812	Transfers	496,813.14					
Board of Funeral Directors and Embalmers—Operating Trust Fund—										
2691	2	582	1012	Transfers	30,414.54					
Board of Registration for Foresters—Operating Trust Fund—										
2692	2	582	1112	Transfers	7,762.91					
Board of Medical Examiners—Operating Trust Fund—										
2693	2	582	1212	Transfers	365,308.62					
Board of Nursing—Operating Trust Fund—										
2694	2	582	1412	Transfers	190,008.53					
Examiners of Nursing Home Administrators—Operating Trust Fund—										
2695	2	582	1512	Transfers	42,845.07					
Board of Optometry—Operating Trust Fund—										
2696	2	582	1612	Transfers	74,463.67					
Board of Osteopathic Examiners—Operating Trust Fund—										
2697	2	582	1712	Transfers	24,395.12					
Board of Pharmacy—Operating Trust Fund—										
2698	2	582	1812	Transfers	266,111.39					
Board of Veterinary Medicine—Operating Trust Fund—										
2699	2	582	1912	Transfers	44,410.50					
Board of Examiners of Psychology—Operating Trust Fund—										
2700	2	582	2112	Transfers	11,553.36					
Board of Landscape Architects—Operating Trust Fund—										
2701	2	582	2212	Transfers	13,836.75					
2702	Total Division of Professions				\$ 2,009,181.03	\$	\$	\$	\$	\$

**STATEMENT OF FUNCTIONAL DISBURSEMENTS
BY DEPARTMENTS, APPROPRIATIONS, AND ACCOUNTS**

EXPENDITURES						NON-OPERATING EXPENDITURES					Line No.
Public Welfare	Education	Parks, Monuments & Memorials	Correctional Institutions	Retirements, Pensions and Relief Acts	Total Operating Expenditures	Aid to Cities, Counties and Others	Investments	County and Other Debt Service	Transfers, Refunds and Other Non-Operating	Total Non-Operating Expenditures	
\$	\$	\$	\$	\$	\$ 3,891,591.09	\$	\$	\$	\$	\$	2655
					134,452.81						2656
					24,314,048.08						2657
					84,647.49						2658
					388,854.60						2659
									608.39	608.39	2660
							8,500,000.00			8,500,000.00	2661
					8,837.46						2662
									589.55	589.55	2663
									370,668.13	370,668.13	2664
					3,134,607.85						2665
\$	\$	\$	\$	\$	\$ 31,957,039.38	\$	\$ 8,500,000.00	\$	\$ 371,866.07	\$ 8,871,866.07	2666
\$	\$	\$	\$	\$	\$ 50,414.12	\$	\$	\$	\$	\$	2667
					5,133,040.77						2668
					3,093,671.90						2669
					3,312,659.07						2670
					45,317.00						2671
					175,507.24						2672
									90,096.20	90,096.20	2673
									327,962.36	327,962.36	2674
					17,054.45						2675
							4,200,000.00			4,200,000.00	2676
					460,325.60						2677
									1,312.02	1,312.02	2678
									449,071.69	449,071.69	2679
					950,476.22						2680
									75,050.43	75,050.43	2681
\$	\$	\$	\$	\$	\$ 13,238,466.37	\$	\$ 4,200,000.00	\$	\$ 943,492.70	\$ 5,143,492.70	2682
\$	\$	\$	\$	\$	\$	\$	\$	\$	\$ 340,645.19	\$ 340,645.19	2683
\$	\$	\$	\$	\$	\$	\$	\$	\$	\$ 340,645.19	\$ 340,645.19	2684
\$	\$	\$	\$	\$	\$	\$	\$	\$	\$ 288,836.69	\$ 288,836.69	2685
									59,781.39	59,781.39	2686
									24,393.64	24,393.64	2687
									34,669.46	34,669.46	2688
									33,576.25	33,576.25	2689
									496,813.14	496,813.14	2690
									30,414.54	30,414.54	2691
									7,762.91	7,762.91	2692
									365,308.62	365,308.62	2693
									190,008.53	190,008.53	2694
									42,845.07	42,845.07	2695
									74,463.67	74,463.67	2696
									24,395.12	24,395.12	2697
									266,111.39	266,111.39	2698
									44,410.50	44,410.50	2699
									11,553.36	11,553.36	2700
									13,836.75	13,836.75	2701
\$	\$	\$	\$	\$	\$	\$	\$	\$	\$ 2,009,181.03	\$ 2,009,181.03	2702

**STATEMENT OF FUNCTIONAL DISBURSEMENTS
BY DEPARTMENTS, APPROPRIATIONS, AND ACCOUNTS**

Line No.	Fund No.	Dept. and Div. No.	Acct. No.	NAME OF APPROPRIATION OR ACCOUNT	Total Expenditures	OPERATING				
						General Government	Protection to Persons and Property	Hospitals, Health and Sanitation	Development & Conservation of Natural Resources	Highways
580-583 PROFESSIONAL REGULATION, DEPARTMENT OF (Continued)										
583 Division of Occupations:										
2703	2	583	0412	Board of Naturopathic Examiners—Operating Trust Fund— Transfers	\$ 4,577.11	\$	\$	\$	\$	\$
2704	2	583	0512	Board of Dispensing Opticians—Operating Trust Fund— Transfers	38,058.67					
2705	2	583	0612	Florida Real Estate Commission—Operating Trust Fund— Transfers	503,824.04					
2706	2	583	0712	Florida Real Estate Commission—Recovery Trust Fund— Transfers	10,075.40					
2707	2	583	0812	Sanitarians Registration Board—Operating Trust Fund— Transfers	58.00					
2708	2	583	0912	Construction Industry Licensing Board—Operating Trust Fund— Transfers	1,435,580.28					
2709	2	583	1112	Electrical Contractors Licensing Board—Operating Trust Fund— Transfers	32,627.62					
2710				Total Division of Occupations	\$ 2,024,801.12	\$	\$	\$	\$	\$
2711				TOTAL DEPARTMENT OF PROFESSIONAL REGULATION	\$ 22,756,586.41	\$ 13,238,466.37	\$	\$	\$	\$
590-604 HEALTH AND REHABILITATIVE SERVICES, DEPARTMENT OF										
590 Service Delivery Management and Support Services:										
Control—										
2712	1	590	0099	Certifications Forward	\$ 42,563.80	\$ 42,563.80	\$	\$	\$	\$
District I—										
2713	1	590	0101	Salaries	1,204,990.62	1,204,990.62				
2714	1	590	0104	Expense	234,375.30	234,375.30				
2715	1	590	0106	Capital Outlay—Operating	11,215.46	11,215.46				
2716	1	590	0124	Special Categories—Transportation of Runaways	625.35	625.35				
2717	1	590	0142	Special Categories—Emergency Shelter Care for Children	24,497.03	24,497.03				
2718	1	590	0199	Certifications Forward	60,530.94	60,530.94				
District II—										
2719	1	590	0201	Salaries	1,739,621.71	1,739,621.71				
2720	1	590	0203	Other Personal Services	870.00	870.00				
2721	1	590	0204	Expense	323,695.94	323,695.94				
2722	1	590	0206	Capital Outlay—Operating	4,935.83	4,935.83				
2723	1	590	0224	Special Categories—Transportation of Runaways	3,056.10	3,056.10				
2724	1	590	0240	Aid to Local Government—Transportation Services	44,625.00					
2725	1	590	0242	Special Categories—Emergency Shelter Care for Children	18,169.53	18,169.53				
2726	1	590	0299	Certifications Forward	65,205.42	65,205.42				
District III—										
2727	1	590	0301	Salaries	1,768,777.72	1,768,777.72				
2728	1	590	0304	Expense	347,044.22	347,044.22				
2729	1	590	0306	Operating Capital Outlay	23,509.94	23,509.94				
2730	1	590	0324	Special Categories—Transportation Service	5,477.37	5,477.37				
2731	1	590	0342	Special Categories—Emergency Shelter Care for Children	38,297.51	38,297.51				
2732	1	590	0399	Certifications Forward	81,477.15	81,477.15				
District IV—										
2733	1	590	0401	Salaries	2,662,714.70	2,662,714.70				
2734	1	590	0404	Expense	448,068.99	448,068.99				
2735	1	590	0406	Operating Capital Outlay	10,635.20	10,635.20				
2736	1	590	0424	Special Categories—Transportation of Runaways	7,570.65	7,570.65				
2737	1	590	0442	Special Categories—Emergency Shelter Care for Children	103,792.75	103,792.75				
2738	1	590	0499	Certifications Forward	57,389.52	57,389.52				
District V—										
2739	1	590	0501	Salaries	1,796,339.06	1,796,339.06				
2740	1	590	0503	Other Personal Services	1,726.22	1,726.22				
2741	1	590	0504	Expense	333,414.28	333,414.28				
2742	1	590	0506	Operating Capital Outlay	27,871.00	27,871.00				
2743	1	590	0524	Special Categories—Transportation of Runaways	6,056.91	6,056.91				
2744	1	590	0542	Special Categories—Emergency Shelter Care for Children	60,736.65	60,736.65				
2745	1	590	0599	Certifications Forward	61,494.00	61,494.00				
District VI—										
2746	1	590	0601	Salaries	2,191,303.85	2,191,303.85				
2747	1	590	0603	Other Personal Services	2,175.84	2,175.84				
2748	1	590	0604	Expense	307,757.77	307,757.77				
2749	1	590	0606	Operating Capital Outlay	26,556.50	26,556.50				
2750	1	590	0624	Special Categories—Transportation of Runaways	1,366.98	1,366.98				
2751	1	590	0642	Special Categories—Emergency Shelter for Children	77,160.06	77,160.06				
2752	1	590	0699	Certifications Forward	96,258.40	96,258.40				
District VII—										
2753	1	590	0701	Salaries	1,748,313.85	1,748,313.85				
2754	1	590	0703	Other Personal Services	100.00	100.00				
2755	1	590	0704	Expenses	365,258.04	365,258.04				
2756	1	590	0706	Operating Capital Outlay	11,193.74	11,193.74				
2757	1	590	0724	Special Categories—Transportation of Runaways	3,362.31	3,362.31				
2758	1	590	0742	Special Categories—Emergency Shelter Care for Children	46,762.55	46,762.55				
2759	1	590	0799	Certifications Forward	88,071.55	88,071.55				
District VIII—										
2760	1	590	0801	Salaries	2,039,798.50	2,039,798.50				
2761	1	590	0804	Expense	447,420.87	447,420.87				

**STATEMENT OF FUNCTIONAL DISBURSEMENTS
BY DEPARTMENTS, APPROPRIATIONS, AND ACCOUNTS**

EXPENDITURES						NON-OPERATING EXPENDITURES					Line No.
Public Welfare	Education	Parks, Monuments & Memorials	Correctional Institutions	Retirements, Pensions and Relief Acts	Total Operating Expenditures	Aid to Cities, Counties and Others	Investments	County and Other Debt Service	Transfers, Refunds and Other Non-Operating	Total Non-Operating Expenditures	
\$	\$	\$	\$	\$	\$	\$	\$	\$	4,577.11	\$ 4,577.11	2703
									38,058.67	38,058.67	2704
									503,824.04	503,824.04	2705
									10,075.40	10,075.40	2706
									58.00	58.00	2707
									1,435,580.28	1,435,580.28	2708
									32,627.62	32,627.62	2709
\$	\$	\$	\$	\$	\$	\$	\$	\$	2,024,801.12	\$ 2,024,801.12	2710
\$	\$	\$	\$	\$	\$ 13,238,466.37	\$	\$ 4,200,000.00	\$	5,318,120.04	\$ 9,518,120.04	2711
\$	\$	\$	\$	\$	\$ 42,563.80	\$	\$	\$			2712
					1,204,990.62						2713
					234,375.30						2714
					11,215.46						2715
					625.35						2716
					24,497.03						2717
					60,530.94						2718
					1,739,621.71						2719
					870.00						2720
					323,695.94						2721
					4,935.83						2722
					3,056.10						2723
					18,169.53				44,625.00	44,625.00	2724
					65,205.42						2725
					1,768,777.72						2726
					347,044.22						2727
					23,509.94						2728
					5,477.37						2729
					38,297.51						2730
					81,477.15						2731
					2,662,714.70						2732
					448,068.99						2733
					10,635.20						2734
					7,570.65						2735
					103,792.75						2736
					57,389.52						2737
					1,796,339.06						2738
					1,726.22						2739
					333,414.28						2740
					27,871.00						2741
					6,056.91						2742
					60,736.65						2743
					61,494.00						2744
					2,191,303.85						2745
					2,175.84						2746
					307,757.77						2747
					26,556.50						2748
					1,366.98						2749
					77,160.06						2750
					96,258.40						2751
					1,748,313.85						2752
					100.00						2753
					365,258.04						2754
					11,193.74						2755
					3,362.31						2756
					46,762.55						2757
					88,071.55						2758
					2,039,798.50						2759
					447,420.87						2760
											2761

**STATEMENT OF FUNCTIONAL DISBURSEMENTS
BY DEPARTMENTS, APPROPRIATIONS, AND ACCOUNTS**

Line No.	Fund No.	Dept. and Div. No.	Acct. No.	NAME OF APPROPRIATION OR ACCOUNT	Total Expenditures	OPERATING				
						General Government	Protection to Persons and Property	Hospitals, Health and Sanitation	Development & Conservation of Natural Resources	Highways
		590-604		HEALTH AND REHABILITATIVE SERVICES, DEPARTMENT OF (Continued)						
			590	Service Delivery Management and Support Services: (Continued)						
				District VIII— (Continued)						
				District IX—						
2762	1	590	0806	Operating Capital Outlay	\$ 11,248.54	\$ 11,248.54				
2763	1	590	0810	Special Categories—Purchased Client Services	1,166.10	1,166.10				
2764	1	590	0824	Special Categories—Transportation of Runaways	8,433.82	8,433.82				
2765	1	590	0842	Special Categories—Emergency Shelter Care for Children	34,840.59	34,840.59				
2766	1	590	0899	Certifications Forward	60,438.51	60,438.51				
				District IX—						
2767	1	590	0901	Salaries	1,615,453.51	1,615,453.51				
2768	1	590	0903	Other Personal Services	2,634.67	2,634.67				
2769	1	590	0904	Expense	392,417.01	392,417.01				
2770	1	590	0906	Operating Capital Outlay	9,956.94	9,956.94				
2771	1	590	0907	Food Products	7,992.56	7,992.56				
2772	1	590	0910	Special Categories—Purchased Client Services	6,951.08	6,951.08				
2773	1	590	0924	Special Categories—Transportation of Runaways	3,759.35	3,759.35				
				Special Categories—Emergency Shelter Care for Children						
2774				for Children	40,386.88	40,386.88				
2775	1	590	0999	Certifications Forward	65,595.43	65,595.43				
				District X—						
2776	1	590	1001	Salaries	1,794,201.81	1,794,201.81				
2777	1	590	1003	Other Personal Services	7,437.29	7,437.29				
2778	1	590	1004	Expense	347,448.20	347,448.20				
2779	1	590	1006	Operating Capital Outlay	21,379.46	21,379.46				
2780	1	590	1010	Special Categories—Purchased Client Services	8,877.60	8,877.60				
2781	1	590	1024	Special Categories—Transportation of Runaways	8,728.25	8,728.25				
2782	1	590	1042	Special Categories—Emergency Shelter Care for Children	46,516.72	46,516.72				
2783	1	590	1099	Certifications Forward	82,529.50	82,529.50				
				District XI—						
2784	1	590	1101	Salaries	2,609,535.32	2,609,535.32				
2785	1	590	1103	Other Personal Services	33,967.20	33,967.20				
2786	1	590	1104	Expense	581,292.21	581,292.21				
2787	1	590	1106	Operating Capital Outlay	5,578.37	5,578.37				
2788	1	590	1110	Special Categories—Purchased Client Services	26,900.00	26,900.00				
2789	1	590	1124	Special Categories—Transportation of Runaways	5,838.07	5,838.07				
2790	1	590	1142	Special Categories—Emergency Shelter Care for Children	54,808.93	54,808.93				
2791	1	590	1191	Certifications Forward	95,303.06	95,303.06				
				Control—						
				Administrative Trust Fund—						
2792	2	590	1011	Refunds	14,498.83					
2793	2	590	1012	Transfers	4,449.51					
2794	2	590	1099	Certified Forwards	(31,262.41)	(31,262.41)				
				District I—						
				Administrative Trust Fund—						
2795	2	590	1101	Salaries	272,542.32	272,542.32				
2796	2	590	1103	Other Personal Services	5,180.06	5,180.06				
2797	2	590	1104	Expenses	31,508.64	31,508.64				
				District II—						
				Administrative Trust Fund—						
2798	2	590	1201	Salaries	352,947.55	352,947.55				
2799	2	590	1203	Other Personal Services	17,545.07	17,545.07				
2800	2	590	1204	Expenses	39,594.14	39,594.14				
2801	2	590	1206	Operating Capital	30.77	30.77				
				District III—						
				Administrative Trust Fund—						
2802	2	590	1301	Salaries	312,167.83	312,167.83				
2803	2	590	1303	Other Personal Services	16,453.13	16,453.13				
2804	2	590	1304	Expenses	44,459.60	44,459.60				
				District IV—						
				Administrative Trust Fund—						
2805	2	590	1401	Salaries	496,792.92	496,792.92				
2806	2	590	1403	Other Personal Services	40,265.03	40,265.03				
2807	2	590	1404	Expenses	85,885.69	85,885.69				
				District V—						
				Administrative Trust Fund—						
2808	2	590	1501	Salaries	354,647.16	354,647.16				
2809	2	590	1503	Other Personal Services	8,862.28	8,862.28				
2810	2	590	1504	Expenses	42,767.52	42,767.52				
				District V—						
				Administrative Trust Fund—						
2811	2	590	1506	Operating Capital Outlay	320.96	320.96				
				District VI—						
				Administrative Trust Fund—						
2812	2	590	1601	Salaries	409,195.20	409,195.20				
2813	2	590	1604	Expenses	42,397.94	42,397.94				
2814	2	590	1606	Operating Capital Outlay	2,429.29	2,429.29				
				District VII—						
				Administrative Trust Fund—						
2815	2	590	1701	Salaries	328,299.00	328,299.00				
2816	2	590	1703	Other Personal Services	31,011.50	31,011.50				
2817	2	590	1704	Expenses	45,278.22	45,278.22				

**STATEMENT OF FUNCTIONAL DISBURSEMENTS
BY DEPARTMENTS, APPROPRIATIONS, AND ACCOUNTS**

EXPENDITURES						NON-OPERATING EXPENDITURES					Line No.
Public Welfare	Education	Parks, Monuments & Memorials	Correctional Institutions	Retirements, Pensions and Relief Acts	Total Operating Expenditures	Aid to Cities, Counties and Others	Investments	County and Other Debt Service	Transfers, Refunds and Other Non-Operating	Total Non-Operating Expenditures	
					\$ 11,248.54						2762
					1,166.10						2763
					8,433.82						2764
					34,840.59						2765
					60,438.51						2766
					1,615,453.51						2767
					2,634.67						2768
					392,417.01						2769
					9,956.94						2770
					7,992.56						2771
					6,951.08						2772
					3,759.35						2773
					40,386.88						2774
					65,595.43						2775
					1,794,201.81						2776
					7,437.29						2777
					347,448.20						2778
					21,379.46						2779
					8,877.60						2780
					8,728.25						2781
					46,516.72						2782
					82,529.50						2783
					2,609,535.32						2784
					33,987.20						2785
					581,292.21						2786
					5,578.37						2787
					26,900.00						2788
					5,838.07						2789
					54,608.93						2790
					95,303.06						2791
									14,498.83	14,498.83	2792
									4,449.51	4,449.51	2793
					(31,262.41)						2794
					272,542.32						2795
					5,180.06						2796
					31,508.64						2797
					352,947.55						2798
					17,545.07						2799
					39,594.14						2800
					30.77						2801
					312,167.83						2802
					16,453.13						2803
					44,459.60						2804
					496,792.92						2805
					40,265.03						2806
					85,885.69						2807
					354,647.16						2808
					8,862.28						2809
					42,767.52						2810
					320.96						2811
					409,195.20						2812
					42,397.94						2813
					2,429.29						2814
					328,299.00						2815
					31,011.50						2816
					45,278.22						2817

**STATEMENT OF FUNCTIONAL DISBURSEMENTS
BY DEPARTMENTS, APPROPRIATIONS, AND ACCOUNTS**

Line No.	Fund No.	Dept and Div. No.	Acct. No.	NAME OF APPROPRIATION OR ACCOUNT	Total Expenditures	OPERATING				
						General Government	Protection to Persons and Property	Hospitals, Health and Sanitation	Development & Conservation of Natural Resources	Highways
		590-604		HEALTH AND REHABILITATIVE SERVICES, DEPARTMENT OF (Continued)						
		590		Service Delivery Management and Support Services: (Continued)						
				District VIII—						
				Administrative Trust Fund—						
2818	2	590	1801	Salaries	\$ 415,548.17	\$ 415,548.17	\$	\$	\$	\$
2819	2	590	1803	Other Personal Services	28,282.63	28,282.63
2820	2	590	1804	Expenses	271,258.16	271,258.16
2821	2	590	1806	Operating Capital Outlay	599.25	599.25
				District IX—						
				Administrative Trust Fund—						
2822	2	590	1901	Salaries	337,587.73	337,587.73
2823	2	590	1903	Other Personal Services	843.21	843.21
2824	2	590	1904	Expenses	48,556.01	48,556.01
2825	2	590	1906	Operating Capital Outlay	154.45	154.45
				District X—						
				Administrative Trust Fund—						
2826	2	590	2001	Salaries	351,304.43	351,304.43
2827	2	590	2003	Other Personal Services	119,670.15	119,670.15
2828	2	590	2004	Expenses	53,971.26	53,971.26
2829	2	590	2006	Operating Capital Outlay	372.54	372.54
				District XI—						
				Administrative Trust Fund—						
2830	2	590	2101	Salaries	516,838.50	516,838.50
2831	2	590	2103	Other Personal Services	22,483.79	22,483.79
2832	2	590	2104	Expenses	125,524.94	125,524.94
				Control—						
				Federal Aid Trust Fund—						
2833	2	590	8512	Transfers	506,755.61
2834	2	590	8599	Certifications Forward	457,221.24	457,221.24
				District I—						
				Federal Aid Trust Fund—						
2835	2	590	8601	Salaries	193,759.48	193,759.48
2836	2	590	8603	Other Personal Services	133,874.23	133,874.23
2837	2	590	8604	Expenses	14,250.30	14,250.30
2838	2	590	8642	Special Categories—Emergency Shelter Care for Children	82,857.38	82,857.38
				District II—						
				Federal Aid Trust Fund—						
2839	2	590	8701	Salaries	207,362.14	207,362.14
2840	2	590	8703	Other Personal Services	56,878.05	56,878.05
2841	2	590	8704	Expenses	12,090.19	12,090.19
2842	2	590	8742	Special Categories—Emergency Shelter Care for Children	54,134.96	54,134.96
				District III—						
				Federal Aid Trust Fund—						
2843	2	590	8801	Salaries	232,359.50	232,359.50
2844	2	590	8803	Other Personal Services	47,404.88	47,404.88
2845	2	590	8804	Expenses	17,470.43	17,470.43
2846	2	590	8842	Special Categories—Emergency Shelter Care for Children	114,891.00	114,891.00
				District IV—						
				Federal Aid Trust Fund—						
2847	2	590	8901	Salaries	486,625.06	486,625.06
2848	2	590	8903	Other Personal Services	158,564.18	158,564.18
2849	2	590	8904	Expenses	23,102.07	23,102.07
2850	2	590	8942	Special Categories—Emergency Shelter Care for Children	311,377.83	311,377.83
				District V—						
				Federal Aid Trust Fund—						
2851	2	590	9001	Salaries	294,918.76	294,918.76
2852	2	590	9004	Expenses	17,753.37	17,753.37
2853	2	590	9042	Special Categories—Emergency Shelter Care for Children	179,721.83	179,721.83
				District VI—						
				Federal Aid Trust Fund—						
2854	2	590	9101	Salaries	323,938.19	323,938.19
2855	2	590	9103	Other Personal Services	25,731.00	25,731.00
2856	2	590	9104	Expenses	14,281.54	14,281.54
2857	2	590	9142	Special Categories—Emergency Shelter Care for Children	231,245.69	231,245.69
				District VII—						
				Federal Aid Trust Fund—						
2858	2	590	9201	Salaries	268,728.98	268,728.98
2859	2	590	9203	Other Personal Services	166,974.13	166,974.13
2860	2	590	9204	Expenses	21,746.60	21,746.60
2861	2	590	9242	Special Categories—Emergency Shelter Care for Children	140,286.63	140,286.63
				District VIII—						
				Federal Aid Trust Fund—						
2862	2	590	9301	Salaries	307,189.93	307,189.93
2863	2	590	9303	Other Personal Services	8,734.50	8,734.50
2864	2	590	9304	Expenses	29,668.58	29,668.58
2865	2	590	9342	Special Categories—Emergency Shelter Care for Children	104,735.07	104,735.07
				District IX—						
				Federal Aid Trust Fund—						
2866	2	590	9401	Salaries	298,666.60	298,666.60
2867	2	590	9403	Other Personal Services	14,069.00	14,069.00
2868	2	590	9404	Expenses	17,521.34	17,521.34
2869	2	590	9442	Special Categories—Emergency Shelter Care for Children	121,160.36	121,160.36

**STATEMENT OF FUNCTIONAL DISBURSEMENTS
BY DEPARTMENTS, APPROPRIATIONS, AND ACCOUNTS**

EXPENDITURES						NON-OPERATING EXPENDITURES					Line No.
Public Welfare	Education	Parks, Monuments & Memorials	Correctional Institutions	Retirements, Pensions and Relief Acts	Total Operating Expenditures	Aid to Cities, Counties and Others	Investments	County and Other Debt Service	Transfers, Refunds and Other Non-Operating	Total Non-Operating Expenditures	
\$	\$	\$	\$	\$	\$	\$	\$	\$	\$	\$	2818
					415,548.17						2819
					28,282.63						2820
					271,258.16						2821
					599.25						2822
					337,587.73						2823
					643.21						2824
					48,556.01						2825
					154.45						2826
					351,304.43						2827
					119,670.15						2828
					53,971.26						2829
					372.54						2830
					516,838.50						2831
					22,463.79						2832
					125,524.94						2833
					457,221.24				506,755.61	506,755.61	2834
					193,759.48						2835
					133,874.23						2836
					14,250.30						2837
					82,857.38						2838
					207,362.14						2839
					56,878.05						2840
					12,090.19						2841
					54,134.96						2842
					232,359.50						2843
					47,404.88						2844
					17,470.43						2845
					114,891.00						2846
					466,625.06						2847
					158,564.18						2848
					23,102.07						2849
					311,377.83						2850
					294,918.76						2851
					17,753.37						2852
					179,721.83						2853
					323,938.19						2854
					25,731.00						2855
					14,281.54						2856
					231,245.69						2857
					268,728.98						2858
					166,974.13						2859
					21,746.60						2860
					140,286.63						2861
					307,189.93						2862
					8,734.50						2863
					29,668.58						2864
					104,735.07						2865
					298,666.60						2866
					14,069.00						2867
					17,521.34						2868
					121,160.36						2869

STATEMENT OF FUNCTIONAL DISBURSEMENTS BY DEPARTMENTS, APPROPRIATIONS, AND ACCOUNTS

Line No.	Fund No.	Dept. and Div. No.	Acct. No.	NAME OF APPROPRIATION OR ACCOUNT	Total Expenditures	OPERATING				
						General Government	Protection to Persons and Property	Hospitals, Health and Sanitation	Development & Conservation of Natural Resources	Highways
		590-604		HEALTH AND REHABILITATIVE SERVICES, DEPARTMENT OF (Continued)						
		590		Service Delivery Management and Support Services: (Continued)						
				District X—						
				Federal Aid Trust Fund—						
2870	2	590	9501	Salaries	\$ 274,970.52	\$ 274,970.52	\$	\$	\$	\$
2871	2	590	9503	Other Personal Services	126,493.68	126,493.68
2872	2	590	9504	Expenses	16,531.70	16,531.70
2873	2	590	9542	Special Categories—Emergency Shelter Care for Children	112,304.09	112,304.09
				District XI—						
				Federal Aid Trust Fund—						
2874	2	590	9601	Salaries	560,455.87	560,455.87
2875	2	590	9604	Expenses	26,641.13	26,641.13
2876	2	590	9642	Special Categories—Emergency Shelter Care for Children	164,426.17	164,426.17
2877				Total Service Delivery Management and Support Services	\$ 39,286,786.42	\$ 38,716,457.47	\$	\$	\$	\$
				District Administration:						
				District I—						
2878	1	591	0101	Salaries	\$ 626,075.65	\$ 626,075.65	\$	\$	\$	\$
2879	1	591	0104	Expenses	122,627.15	122,627.15
2880	1	591	0106	Operating Capital Outlay	16,453.09	16,453.09
2881	1	591	0120	Special Categories—Citizen Advocacy Committee	4,913.31	4,913.31
2882	1	591	0199	Certifications Forward	17,126.70	17,126.70
				District II—						
2883	1	591	0201	Salaries	865,417.37	865,417.37
2884	1	591	0203	Other Personal Services	1,170.45	1,170.45
2885	1	591	0204	Expenses	147,697.13	147,697.13
2886	1	591	0206	Operating Capital Outlay	6,927.87	6,927.87
2887	1	591	0220	Special Categories—Citizen Advocacy Committee	5,144.69	5,144.69
2888	1	591	0299	Certifications Forward	43,368.46	43,368.46
				District III—						
2889	1	591	0301	Salaries	820,333.29	820,333.29
2890	1	591	0304	Expenses	175,310.96	175,310.96
2891	1	591	0306	Operating Capital Outlay	11,831.28	11,831.28
2892	1	591	0320	Special Categories—Citizen Advocacy Committee	3,225.99	3,225.99
2893	1	591	0399	Certifications Forward	50,623.52	50,623.52
				District IV—						
2894	1	591	0401	Salaries	1,654,098.90	1,654,098.90
2895	1	591	0403	Other Personal Services	24,107.49	24,107.49
2896	1	591	0404	Expenses	444,574.31	444,574.31
2897	1	591	0406	Operating Capital Outlay	11,079.54	11,079.54
2898	1	591	0420	Special Categories—Citizen Advocacy Committee	9,073.71	9,073.71
2899	1	591	0499	Certifications Forward	39,397.87	39,397.87
				District V—						
2900	1	591	0501	Salaries	819,449.22	819,449.22
2901	1	591	0503	Other Personal Services	19,349.67	19,349.67
2902	1	591	0504	Expenses	134,431.29	134,431.29
2903	1	591	0506	Operating Capital Outlay	11,734.84	11,734.84
2904	1	591	0520	Special Categories—Citizen Advocacy Committee	3,487.59	3,487.59
2905	1	591	0599	Certifications Forward	14,081.16	14,081.16
				District VI—						
2906	1	591	0601	Salaries	1,057,174.74	1,057,174.74
2907	1	591	0603	Other Personal Services	43,718.48	43,718.48
2908	1	591	0604	Expenses	267,050.11	267,050.11
2909	1	591	0606	Operating Capital Outlay	11,468.21	11,468.21
2910	1	591	0620	Special Categories—Citizen Advocacy Committee	4,800.00	4,800.00
2911	1	591	0699	Certifications Forward	112,189.06	112,189.06
				District VII—						
2912	1	591	0701	Salaries	977,530.05	977,530.05
2913	1	591	0704	Expenses	236,573.31	236,573.31
2914	1	591	0706	Operating Capital Outlay	11,685.12	11,685.12
2915	1	591	0720	Special Categories—Citizen Advocacy Committee	7,534.39	7,534.39
2916	1	591	0799	Certifications Forward	22,243.78	22,243.78
				District VIII—						
2917	1	591	0801	Salaries	788,598.19	788,598.19
2918	1	591	0804	Expenses	213,422.39	213,422.39
2919	1	591	0806	Operating Capital Outlay	11,425.59	11,425.59
2920	1	591	0820	Special Categories—Citizen Advocacy Committee	7,487.06	7,487.06
2921	1	591	0899	Certifications Forward	13,564.67	13,564.67
				District IX—						
2922	1	591	0901	Salaries	777,500.58	777,500.58
2923	1	591	0904	Expenses	194,976.83	194,976.83
2924	1	591	0904	Operating Capital Outlay	8,758.47	8,758.47
2925	1	591	0920	Special Categories—Citizen Advocacy Committee	3,200.87	3,200.87
2926	1	591	0999	Certifications Forward	13,751.94	13,751.94
				District X—						
2927	1	591	1001	Salaries	819,585.08	819,585.08
2928	1	591	1004	Expenses	144,574.71	144,574.71
2929	1	591	1006	Operating Capital Outlay	11,418.83	11,418.83
2930	1	591	1010	Special Categories—Purchased Client Services	70,000.00	70,000.00
2931	1	591	1020	Special Categories—Citizen Advocacy Committee	2,432.00	2,432.00
2932	1	591	1099	Certifications Forward	29,073.00	29,073.00

**STATEMENT OF FUNCTIONAL DISBURSEMENTS
BY DEPARTMENTS, APPROPRIATIONS, AND ACCOUNTS**

EXPENDITURES						NON-OPERATING EXPENDITURES					Line No.
Public Welfare	Education	Parks, Monuments & Memorials	Correctional Institutions	Retirements, Pensions and Relief Acts	Total Operating Expenditures	Aid to Cities, Counties and Others	Investments	County and Other Debt Service	Transfers, Refunds and Other Non-Operating	Total Non-Operating Expenditures	
					\$ 274,970.52						2870
					126,493.68						2871
					16,531.70						2872
					112,304.09						2873
					560,455.87						2874
					26,641.13						2875
					164,426.17						2876
					<u>\$ 38,716,457.47</u>				\$ 570,328.95	\$ 570,328.95	2877
					626,075.65						2878
					122,627.15						2879
					16,453.09						2880
					4,913.31						2881
					17,126.70						2882
					865,417.37						2883
					1,170.45						2884
					147,697.13						2885
					6,927.87						2886
					5,144.69						2887
					43,368.46						2888
					820,333.29						2889
					175,310.96						2890
					11,831.28						2891
					3,225.99						2892
					50,623.52						2893
					1,654,098.90						2894
					24,107.49						2895
					444,574.31						2896
					11,079.54						2897
					9,073.71						2898
					39,397.87						2899
					819,449.22						2900
					19,349.67						2901
					134,431.29						2902
					11,734.84						2903
					3,487.59						2904
					14,081.16						2905
					1,057,174.74						2906
					43,718.48						2907
					267,050.11						2908
					11,468.21						2909
					4,800.00						2910
					112,189.06						2911
					977,530.05						2912
					236,573.31						2913
					11,685.12						2914
					7,534.39						2915
					22,243.78						2916
					788,596.19						2917
					213,422.39						2918
					11,425.59						2919
					7,487.06						2920
					13,564.67						2921
					777,500.56						2922
					194,976.83						2923
					8,758.47						2924
					3,200.87						2925
					13,751.94						2926
					819,585.08						2927
					144,574.71						2928
					11,418.83						2929
					70,000.00						2930
					2,432.00						2931
					29,073.00						2932

STATEMENT OF FUNCTIONAL DISBURSEMENTS BY DEPARTMENTS, APPROPRIATIONS, AND ACCOUNTS

Line No.	Fund No.	Dept. and Div. No.	Acct. No.	NAME OF APPROPRIATION OR ACCOUNT	Total Expenditures	OPERATING				
						General Government	Protection to Persons and Property	Hospitals, Health and Sanitation	Development & Conservation of Natural Resources	Highways
590-604 HEALTH AND REHABILITATIVE SERVICES.										
DEPARTMENT OF (Continued)										
District Administration: (Continued)										
District XI—										
				Salaries	\$ 1,111,020.93	\$ 1,111,020.93	\$	\$	\$	\$
2933	1	591	1101	Expenses	216,692.73	216,692.73				
2934	1	591	1104	Operating Capital Outlay	5,628.24	5,628.24				
2935	1	591	1106	Special Categories—Citizen Advocacy Committee	1,639.80	1,639.80				
2936	1	591	1120	Certifications Forward	30,670.14	30,670.14				
2937	1	591	1199	Control—						
Grants and Donations Trust Fund—										
				Expenses	200,000.00	200,000.00				
2938	2	591	1004	Refunds	3,716.00					
2939	2	591	1011	Transfers	745,650.00					
2940	2	591	1012	District I—						
Grants and Donations Trust Fund—										
				Salaries	140,207.58	140,207.58				
2941	2	591	1101	Other Personal Services	2,034.35	2,034.35				
2942	2	591	1103	Expenses	36,021.69	36,021.69				
2943	2	591	1104	Certifications Forward	133.73	133.73				
2944	2	591	1199	District II—						
Grants and Donations Trust Fund—										
				Salaries	203,716.54	203,716.54				
2945	2	591	1201	Other Personal Services	6,020.60	6,020.60				
2946	2	591	1203	Expenses	38,135.06	38,135.06				
2947	2	591	1204	Certifications Forward	7,112.82	7,112.82				
2948	2	591	1299	District III—						
Grants and Donations Trust Fund—										
				Salaries	182,956.62	182,956.62				
2949	2	591	1301	Other Personal Services	5,391.52	5,391.52				
2950	2	591	1303	Expenses	52,481.60	52,481.60				
2951	2	591	1304	Certifications Forward	27,697.23	27,697.23				
2952	2	591	1399	District IV—						
Grants and Donations Trust Fund—										
				Salaries	386,016.16	386,016.16				
2953	2	591	1401	Other Personal Services	5,024.09	5,024.09				
2954	2	591	1403	Expenses	120,533.39	120,533.39				
2955	2	591	1404	Certifications Forward	30,962.20	30,962.20				
2956	2	591	1499	District V—						
Grants and Donations Trust Fund—										
				Salaries	183,701.12	183,701.12				
2957	2	591	1501	Other Personal Services	23,239.59	23,239.59				
2958	2	591	1503	Expenses	40,270.28	40,270.28				
2959	2	591	1504	Certifications Forward	13,717.76	13,717.76				
2960	2	591	1599	District VI—						
Grants and Donations Trust Fund—										
				Salaries	236,217.01	236,217.01				
2961	2	591	1601	Other Personal Services	2,065.00	2,065.00				
2962	2	591	1603	Expenses	73,431.07	73,431.07				
2963	2	591	1604	Certifications Forward	8,841.55	8,841.55				
2964	2	591	1699	District VII—						
Grants and Donations Trust Fund—										
				Salaries	226,379.08	226,379.08				
2965	2	591	1701	Other Personal Services	9,853.98	9,853.98				
2966	2	591	1703	Expenses	69,706.66	69,706.66				
2967	2	591	1704	Operating Capital Only	899.75	899.75				
2968	2	591	1706	Certifications Forward	8,390.25	8,390.25				
2969	2	591	1799	District VIII—						
Grants and Donations Trust Fund—										
				Salaries	183,792.84	183,792.84				
2970	2	591	1801	Other Personal Services	2,580.20	2,580.20				
2971	2	591	1803	Expenses	56,500.81	56,500.81				
2972	2	591	1804	Operating Capital Outlay	98.04	98.04				
2973	2	591	1806	Certifications Forward	8,638.53	8,638.53				
2974	2	591	1899	District IX—						
Grants and Donations Trust Fund—										
				Salaries	182,907.20	182,907.20				
2975	2	591	1901	Expense	50,787.66	50,787.66				
2976	2	591	1904	Certifications Forward	711.66	711.66				
2977	2	591	1999	District X—						
Grants and Donations Trust Fund—										
				Salaries	184,233.80	184,233.80				
2978	2	591	2001	Other Personal Services	109,176.35	109,176.35				
2979	2	591	2003	Expenses	47,521.87	47,521.87				
2980	2	591	2004	Certifications Forward	9,154.96	9,154.96				
2981	2	591	2099	District XI—						
Grants and Donations Trust Fund—										
				Salaries	262,694.64	262,694.64				
2982	2	591	2101	Other Personal Services	26,767.09	26,767.09				
2983	2	591	2103	Expenses	63,134.72	63,134.72				
2984	2	591	2104	Certifications Forward	10,909.09	10,909.09				
2985	2	591	2199							

**STATEMENT OF FUNCTIONAL DISBURSEMENTS
BY DEPARTMENTS, APPROPRIATIONS, AND ACCOUNTS**

EXPENDITURES						NON-OPERATING EXPENDITURES					Line No.
Public Welfare	Education	Parks, Monuments & Memorials	Correctional Institutions	Retirements, Pensions and Relief Acts	Total Operating Expenditures	Aid to Cities, Counties and Others	Investments	County and Other Debt Service	Transfers Refunds and Other Non-Operating	Total Non-Operating Expenditures	
\$	\$	\$	\$	\$	\$ 1,111,020.93	\$	\$	\$	\$	\$	2933
					216,692.73						2934
					5,628.24						2935
					1,639.80						2936
					30,670.14						2937
					200,000.00						2938
								3,716.00		3,716.00	2939
								745,650.00		745,650.00	2940
					140,207.58						2941
					2,034.35						2942
					36,021.69						2943
					133.73						2944
					203,716.54						2945
					6,020.60						2946
					38,135.06						2947
					7,112.82						2948
					182,956.62						2949
					5,391.52						2950
					52,481.60						2951
					27,697.23						2952
					386,016.16						2953
					5,024.09						2954
					120,533.39						2955
					30,962.20						2956
					183,701.12						2957
					23,239.59						2958
					40,270.28						2959
					13,717.76						2960
					236,217.01						2961
					2,065.00						2962
					73,431.07						2963
					8,841.55						2964
					226,379.08						2965
					9,853.98						2966
					69,706.66						2967
					899.75						2968
					8,390.25						2969
					183,792.84						2970
					2,580.20						2971
					56,500.81						2972
					98.04						2973
					8,638.53						2974
					182,907.20						2975
					50,787.66						2976
					711.66						2977
					184,233.80						2978
					109,176.35						2979
					47,521.87						2980
					9,154.96						2981
					262,694.64						2982
					26,767.09						2983
					63,134.72						2984
					10,909.09						2985

**STATEMENT OF FUNCTIONAL DISBURSEMENTS
BY DEPARTMENTS, APPROPRIATIONS, AND ACCOUNTS**

Line No.	Fund No.	Dept. and Div. No.	Acct. No.	NAME OF APPROPRIATION OR ACCOUNT	Total Expenditures	OPERATING				
						General Government	Protection to Persons and Property	Hospitals, Health and Sanitation	Development & Conservation of Natural Resources	Highways
		590-804		HEALTH AND REHABILITATIVE SERVICES, DEPARTMENT OF (Continued)						
			591	District Administration: (Continued)						
				District I—						
				Operation and Maintenance Trust Fund—						
2986	2	591	5601	Salaries	\$ 14,945.05	\$ 14,945.05				
2987	2	591	5604	Expenses	315.00	315.00				
2988	2	591	5699	Certifications Forward	335.18	335.18				
				District II—						
				Operation and Maintenance Trust Fund—						
2989	2	591	5701	Salaries	39,616.14	39,616.14				
2990	2	591	5704	Expenses	1,242.46	1,242.46				
2991	2	591	5799	Certifications Forward	851.29	851.29				
				District III—						
				Operation and Maintenance Trust Fund—						
2992	2	591	5801	Salaries	31,498.32	31,498.32				
2993	2	591	5804	Expenses	637.98	637.98				
				District IV—						
				Operation and Maintenance Trust Fund—						
2994	2	591	5901	Salaries	21,418.01	21,418.01				
2995	2	591	5904	Expenses	291.68	291.68				
2996	2	591	5999	Certifications Forward	308.33	308.33				
				District V—						
				Operation and Maintenance Trust Fund—						
2997	2	591	6001	Salaries	16,671.62	16,671.62				
2998	2	591	6004	Expenses	239.74	239.74				
2999	2	591	6099	Certifications Forward	1,053.80	1,053.80				
				District VI—						
				Operation and Maintenance Trust Fund—						
3000	2	591	6101	Salaries	16,092.74	16,092.74				
3001	2	591	6104	Expenses	40.00	40.00				
3002	2	591	6199	Certifications Forward	1,017.83	1,017.83				
				District VII—						
				Operation and Maintenance Trust Fund—						
3003	2	591	6201	Salaries	23,342.14	23,342.14				
3004	2	591	6204	Expenses	19.04	19.04				
3005	2	591	6299	Certifications Forward	1,409.75	1,409.75				
				District VIII—						
				Operation and Maintenance Trust Fund—						
3006	2	591	6301	Salaries	30,376.60	30,376.60				
3007	2	591	6304	Expenses	880.27	880.27				
3008	2	591	6399	Certifications Forward	825.56	825.56				
				District IX—						
				Operation and Maintenance Trust Fund—						
3009	2	591	6401	Salaries	14,987.76	14,987.76				
3010	2	591	6404	Expenses	166.11	166.11				
3011	2	591	6499	Certifications Forward	948.14	948.14				
				District X—						
				Operation and Maintenance Trust Fund—						
3012	2	591	6501	Salaries	27,835.89	27,835.89				
3013	2	591	6504	Expenses	596.28	596.28				
3014	2	591	6599	Certifications Forward	1,058.01	1,058.01				
				District XI—						
				Operation and Maintenance Trust Fund—						
3015	2	591	6601	Salaries	25,896.17	25,896.17				
3016	2	591	6604	Expenses	630.00	630.00				
3017	2	591	6699	Certifications Forward	605.13	605.13				
				District VII—						
				Federal Aid Trust Fund—						
3018	2	591	9208	Fixed Capital Outlay	383,498.38	383,498.38				
3019				Total District of Administration	\$ 18,280,285.94	\$ 17,530,919.94				
		592		Division of Children's Medical Services:						
				Control—						
3020	1	592	0099	Certifications Forward	\$ 20,307.69	\$	\$ 20,307.69			
				District I—						
3021	1	592	0101	Salaries	33,053.91		33,053.91			
3022	1	592	0103	Other Personal Services	4,499.20		4,499.20			
3023	1	592	0104	Expense	7,166.05		7,166.05			
3024	1	592	0106	Operating Capital Outlay	3,265.45		3,265.45			
3025	1	592	0110	Special Categories—Purchase Client Services	567,061.30		567,061.30			
3026	1	592	0131	Aid to Local Government—Perinatal Program	800,275.00					
3027	1	592	0160	Special Education—Cystic Fibrosis	117.75		117.75			
3028	1	592	0196	Certifications Forward—Aid to Local Government	86,112.00					
3029	1	592	0199	Certifications Forward	54,254.01		54,254.01			
				District II—						
3030	1	592	0201	Salaries	51,894.81		51,894.81			
3031	1	592	0203	Other Personal Services	16,613.07		16,613.07			
3032	1	592	0204	Expense	5,701.42		5,701.42			
3033	1	592	0206	Operating Capital Outlay	2,016.85		2,016.85			
3034	1	592	0210	Special Categories—Purchased Client Services	1,066,909.63		1,066,909.63			
3035	1	592	0299	Certifications Forward	32,289.41		32,289.41			

**STATEMENT OF FUNCTIONAL DISBURSEMENTS
BY DEPARTMENTS, APPROPRIATIONS, AND ACCOUNTS**

EXPENDITURES						NON-OPERATING EXPENDITURES					Line No.
Public Welfare	Education	Parks, Monuments & Memorials	Correctional Institutions	Retirements, Pensions and Relief Acts	Total Operating Expenditures	Aid to Cities, Counties and Others	Investments	County and Other Debt Service	Transfers, Refunds and Other Non-Operating	Total Non-Operating Expenditures	
					\$ 14,945.05						2986
					315.00						2987
					335.18						2988
					39,616.14						2989
					1,242.46						2990
					851.29						2991
					31,498.32						2992
					637.98						2993
					21,418.01						2994
					291.68						2995
					308.33						2996
					16,671.62						2997
					239.74						2998
					1,053.80						2999
					16,092.74						3000
					40.00						3001
					1,017.83						3002
					23,342.14						3003
					19.04						3004
					1,409.75						3005
					30,376.60						3006
					880.27						3007
					825.56						3008
					14,967.76						3009
					166.11						3010
					948.14						3011
					27,835.89						3012
					596.28						3013
					1,058.01						3014
					25,896.17						3015
					630.00						3016
					605.13						3017
					383,498.38						3018
\$	\$	\$	\$	\$	\$ 17,530,919.94	\$	\$	\$	\$ 749,366.00	\$ 749,366.00	3019
\$	\$	\$	\$	\$	\$ 20,307.69	\$	\$	\$	\$	\$	3020
					33,053.91						3021
					4,499.20						3022
					7,166.05						3023
					3,265.45						3024
					567,061.30						3025
									800,275.00	800,275.00	3026
					117.75						3027
									86,112.00	86,112.00	3028
					54,254.01						3029
					51,894.81						3030
					16,613.07						3031
					5,701.42						3032
					2,016.85						3033
					1,066,909.63						3034
					32,289.41						3035

**STATEMENT OF FUNCTIONAL DISBURSEMENTS
BY DEPARTMENTS, APPROPRIATIONS, AND ACCOUNTS**

Line No.	Fund No.	Dept. and Div. No.	Acct. No.	NAME OF APPROPRIATION OR ACCOUNT	Total Expenditures	OPERATING				
						General Government	Protection to Persons and Property	Hospitals, Health and Sanitation	Development & Conservation of Natural Resources	Highways
		590-804	HEALTH AND REHABILITATIVE SERVICES, DEPARTMENT OF (Continued)							
		592	Division of Children's Medical Services: (Continued)							
			District III—							
3036	1	592	0301	Salaries	\$ 70,017.01			\$ 70,017.01		
3037	1	592	0303	Other Personal Services	3,819.37			3,819.37		
3038	1	592	0304	Expense	8,805.27			8,805.27		
3039	1	592	0306	Operating Capital Outlay	2,459.97			2,459.97		
3040	1	592	0310	Special Categories—Purchase Client Services	1,667,589.08			1,667,589.08		
3041	1	592	0320	Special Categories—Kidney Disease Program	341,970.00			341,970.00		
3042	1	592	0325	Special Categories—Regional Genetics Program	111,150.00			111,150.00		
3043	1	592	0331	Aid to Local Government Perinatal Care	846,394.85					
3044	1	592	0360	Special Education—Cystic Fibrosis	1,231.18			1,231.18		
3045	1	592	0396	Certifications Forward—Aid to Local Government	164,408.25					
3046	1	592	0399	Certifications Forward	191,728.59			191,728.59		
			District IV—							
3047	1	592	0401	Salaries	56,275.16			56,275.16		
3048	1	592	0403	Other Personal Services	6,679.52			6,679.52		
3049	1	592	0404	Expenses	8,782.08			8,782.08		
3050	1	592	0406	Operating Capital Outlay	3,034.47			3,034.47		
3051	1	592	0410	Special Categories—Purchase Client Services	982,037.14			982,037.14		
3052	1	592	0431	Aid to Local Government—Perinatal Programs	491,432.00					
3053	1	592	0480	Special Education—Cystic Fibrosis	16,857.72			16,857.72		
3054	1	592	0470	Special Categories—Medical Services for Abused and Neglected Children	265,678.25			265,678.25		
3055	1	592	0496	Certifications Forward—Aid to Local Government	43,594.00					
3056	1	592	0499	Certifications Forward	146,964.33			146,964.33		
			District V—							
3057	1	592	0501	Salaries	54,726.15			54,726.15		
3058	1	592	0503	Other Personal Services	4,074.35			4,074.35		
3059	1	592	0504	Expenses	7,488.94			7,488.94		
3060	1	592	0506	Operating Capital Outlay	2,395.16			2,395.16		
3061	1	592	0510	Special Categories—Purchase Client Services	1,225,512.14			1,225,512.14		
3062	1	592	0521	Special Categories—Rheumatic Fever	70,590.05			70,590.05		
3063	1	592	0531	Aid to Local Government—Perinatal Programs	828,190.51					
3064	1	592	0560	Special Education—Cystic Fibrosis	16,474.55			16,474.55		
3065	1	592	0570	Special Categories—Medical Services for Abused and Neglected Children	123,932.53			123,932.53		
3066	1	592	0596	Certifications Forward—Aid to Local Government	94,810.00					
3067	1	592	0599	Certifications Forward	85,890.16			85,890.16		
			District VI—							
3068	1	592	0601	Salaries	40,005.73			40,005.73		
3069	1	592	0603	Other Personal Services	2,669.98			2,669.98		
3070	1	592	0604	Expenses	4,043.10			4,043.10		
3071	1	592	0606	Operating Capital Outlay	3,376.43			3,376.43		
3072	1	592	0610	Special Categories—Purchase Client Services	825,087.17			825,087.17		
3073	1	592	0625	Special Categories—Regional Genetic Program	82,970.36			82,970.36		
3074	1	592	0631	Aid to Local Government—Perinatal Intensive Care Program	617,330.00					
3075	1	592	0670	Special Categories—Medical Services for Abused and Neglected Children	125,595.19			125,595.19		
3076	1	592	0696	Certifications Forward—Aid to Local Government	12,188.39					
3077	1	592	0699	Certifications Forward	117,328.60			117,328.60		
			District VII—							
3078	1	592	0701	Salaries	67,539.85			67,539.85		
3079	1	592	0703	Other Personal Services	9,089.49			9,089.49		
3080	1	592	0704	Expenses	17,431.87			17,431.87		
3081	1	592	0706	Operating Capital Outlay	12,374.03			12,374.03		
3082	1	592	0710	Special Categories—Purchase Client Services	881,513.78			881,513.78		
3083	1	592	0731	Aid to Local Government Perinatal Programs	889,438.00					
3084	1	592	0770	Special Categories—Medical Services for Abused and Neglected Children	71,892.00			71,892.00		
3085	1	592	0796	Certifications Forward—Aid to Local Government	179,294.66					
3086	1	592	0799	Certifications Forward	138,165.28			138,165.28		
			District VIII—							
3087	1	592	0801	Salaries	71,260.64			71,260.64		
3088	1	592	0803	Other Personal Services	28,523.55			28,523.55		
3089	1	592	0804	Expenses	13,056.19			13,056.19		
3090	1	592	0806	Operating Capital Outlay	2,193.39			2,193.39		
3091	1	592	0810	Special Categories—Purchase Client Services	1,280,036.45			1,280,036.45		
			District IX—							
3092	1	592	0901	Salaries	34,740.52			34,740.52		
3093	1	592	0903	Other Personal Services	2,625.69			2,625.69		
3094	1	592	0904	Expenses	5,770.24			5,770.24		
3095	1	592	0906	Operating Capital Outlay	3,243.80			3,243.80		
3096	1	592	0910	Special Categories—Purchase Client Services	968,180.27			968,180.27		
3097	1	592	0931	Aid to Local Government Perinatal Program	252,563.25					
3098	1	592	0960	Special Education—Cystic Fibrosis	906.95			906.95		
3099	1	592	0996	Certifications Forward—Aid to Local Government	141,606.00					
3100	1	592	0999	Certifications Forward	16,486.78			16,486.78		
			District X—							
3101	1	592	1001	Salaries	17,363.85			17,363.85		
3102	1	592	1004	Expenses	3,018.53			3,018.53		
3103	1	592	1006	Operating Capital Outlay	312.00			312.00		

**STATEMENT OF FUNCTIONAL DISBURSEMENTS
BY DEPARTMENTS, APPROPRIATIONS, AND ACCOUNTS**

EXPENDITURES						NON-OPERATING EXPENDITURES					Line No.
Public Welfare	Education	Parks, Monuments & Memorials	Correctional Institutions	Retirements, Pensions and Relief Acts	Total Operating Expenditures	Aid to Cities, Counties and Others	Investments	County and Other Debt Service	Transfers, Refunds and Other Non-Operating	Total Non-Operating Expenditures	
\$	\$	\$	\$	\$	\$ 70,017.01	\$	\$	\$	\$	\$	3036
					3,819.37						3037
					8,805.27						3038
					2,459.97						3039
					1,667,589.08						3040
					341,970.00						3041
					111,150.00						3042
									846,394.85	846,394.85	3043
					1,231.18						3044
									164,408.25	164,408.25	3045
					191,728.59						3046
					56,275.16						3047
					6,679.52						3048
					8,782.08						3049
					3,034.47						3050
					982,037.14						3051
									491,432.00	491,432.00	3052
					16,857.72						3053
					265,678.25						3054
									43,594.00	43,594.00	3055
					146,964.33						3056
					54,726.15						3057
					4,074.35						3058
					7,488.94						3059
					2,395.16						3060
					1,225,512.14						3061
					70,590.05						3062
									828,190.51	828,190.51	3063
					16,474.55						3064
					123,932.53						3065
									94,810.00	94,810.00	3066
					85,890.16						3067
					40,005.73						3068
					2,669.98						3069
					4,043.10						3070
					3,376.43						3071
					825,087.17						3072
					62,970.36						3073
									617,330.00	617,330.00	3074
					125,595.19						3075
									12,188.39	12,188.39	3076
					117,328.60						3077
					67,539.85						3078
					9,089.49						3079
					17,431.87						3080
					12,374.03						3081
					881,513.78						3082
									889,438.00	889,438.00	3083
					71,892.00						3084
									179,294.66	179,294.66	3085
					138,165.28						3086
					71,280.64						3087
					28,523.55						3088
					13,056.19						3089
					2,193.39						3090
					1,280,036.45						3091
					34,740.52						3092
					2,625.69						3093
					5,770.24						3094
					3,243.80						3095
					968,180.27						3096
									252,563.25	252,563.25	3097
					906.95						3098
									141,606.00	141,606.00	3099
					16,486.78						3100
					17,363.85						3101
					3,018.53						3102
					312.00						3103

**STATEMENT OF FUNCTIONAL DISBURSEMENTS
BY DEPARTMENTS, APPROPRIATIONS, AND ACCOUNTS**

Line No.	Fund No.	Dept. and Div. No.	Acct. No.	NAME OF APPROPRIATION OR ACCOUNT	Total Expenditures	OPERATING				
						General Government	Protection to Persons and Property	Hospitals, Health and Sanitation	Development & Conservation of Natural Resources	Highways
590-604				HEALTH AND REHABILITATIVE SERVICES, DEPARTMENT OF (Continued)						
592				Division of Children's Medical Services: (Continued)						
				District X— (Continued)						
3104	1	592	1010	Special Categories—Purchase Client Services	\$ 552,990.64			\$ 552,990.64		
3105	1	592	1099	Certifications Forward	17,198.39			17,198.39		
				District XI—						
3106	1	592	1101	Salaries	67,012.10			67,012.10		
3107	1	592	1104	Expenses	9,056.63			9,056.63		
3108	1	592	1106	Operating Capital Outlay	821.63			821.63		
3109	1	592	1110	Special Categories—Purchase Client Services	1,448,272.04			1,448,272.04		
3110	1	592	1120	Special Categories—Kidney Disease Program for Children	39,087.48			39,087.48		
3111	1	592	1125	Special Categories—Regional Genetic Program	69,938.75			69,938.75		
3112	1	592	1131	Aid to Local Government—Perinatal Program	641,260.96					
3113	1	592	1132	Aid to Local Government—Sickle Cell Education and Screening	35,682.50					
3114	1	592	1160	Special Education—Cystic Fibrosis	438.00			438.00		
				Special Categories—Medical Services for Abused and Neglected Children	343,104.15			343,104.15		
3116	1	592	1196	Certifications Forward—Aid to Local Government	457,407.00					
3117	1	592	1199	Certifications Forward	313,500.60			313,500.60		
				Control—						
				Donations Trust Fund—						
3118	2	592	1011	Refunds	1,648.97					
3119	2	592	1099	Certifications Forward	111,565.41			111,565.41		
				District I—						
				Donations Trust Fund—						
3120	2	592	1110	Special Categories—Purchased Client Services	22,418.85			22,418.85		
				District II—						
				Donations Trust Fund—						
3121	2	592	1210	Special Categories—Purchased Client Services	71,044.08			71,044.08		
				District III—						
				Donations Trust Fund—						
3122	2	592	1310	Special Categories—Purchased Client Services	103,270.87			103,270.87		
				District IV—						
				Donations Trust Fund—						
3123	2	592	1410	Special Categories—Purchased Client Services	70,444.29			70,444.29		
				District V—						
				Donations Trust Fund—						
3124	2	592	1510	Special Categories—Purchased Client Services	84,836.23			84,836.23		
				District VI—						
				Donations Trust Fund—						
3125	2	592	1610	Special Categories—Purchased Client Services	16,605.70			16,605.70		
				District VII—						
				Donations Trust Fund—						
3126	2	592	1710	Special Categories—Purchased Client Services	61,650.09			61,650.09		
				District VIII—						
				Donations Trust Fund—						
3127	2	592	1803	Other Personal Services	957.61			957.61		
3128	2	592	1804	Special Categories—Purchased Client Services	83,742.41			83,742.41		
				District IX—						
				Donations Trust Fund—						
3129	2	592	1910	Special Categories—Purchased Client Services	57,145.48			57,145.48		
				District X—						
				Donations Trust Fund—						
3130	2	592	2003	Other Personal Services	758.50			758.50		
3131	2	592	2010	Special Categories—Purchased Client Services	1,841.27			1,841.27		
				District XI—						
				Donations Trust Fund—						
3132	2	592	2110	Special Categories—Purchased Client Services	92,547.85			92,547.85		
				District II—						
				United States Trust Fund—						
3133	2	592	2601	Salaries	7,748.53			7,748.53		
3134	2	592	2604	Expenses	12,931.38			12,931.38		
3135	2	592	2610	Special Categories—Purchased Client Services	133,262.38			133,262.38		
3136	2	592	2699	Certifications Forward	8,987.28			8,987.28		
				District II—						
				United States Trust Fund—						
3137	2	592	2701	Salaries	20,527.81			20,527.81		
3138	2	592	2704	Expenses	488.88			488.88		
3139	2	592	2710	Special Categories—Purchased Client Services	296,724.25			296,724.25		
3140	2	592	2799	Certifications Forward	81,850.12			81,850.12		
				District III—						
				United States Trust Fund—						
3141	2	592	2801	Salaries	21,280.74			21,280.74		
3142	2	592	2804	Expenses	3,122.06			3,122.06		
3143	2	592	2810	Special Categories—Purchased Client Services	360,777.48			360,777.48		
3144	2	592	2825	Special Categories—Regional Genetics Program	19,875.00			19,875.00		
3145	2	592	2899	Certifications Forward	324,310.14			324,310.14		
				District IV—						
				United States Trust Fund—						
3146	2	592	2901	Salaries	19,180.30			19,180.30		
3147	2	592	2904	Expenses	12,543.00			12,543.00		
3148	2	592	2910	Special Categories—Purchased Client Services	250,075.40			250,075.40		

**STATEMENT OF FUNCTIONAL DISBURSEMENTS
BY DEPARTMENTS, APPROPRIATIONS, AND ACCOUNTS**

EXPENDITURES						NON-OPERATING EXPENDITURES					Line No.
Public Welfare	Education	Parks, Monuments & Memorials	Correctional Institutions	Retirements, Pensions and Relief Acts	Total Operating Expenditures	Aid to Cities, Counties and Others	Investments	County and Other Debt Service	Transfers, Refunds and Other Non-Operating	Total Non-Operating Expenditures	
					\$ 552,990.64						3104
					17,198.39						3105
					67,012.10						3106
					9,056.63						3107
					821.63						3108
					1,448,272.04						3109
					39,087.48						3110
					69,938.75						3111
									641,260.96	641,260.96	3112
									35,662.50	35,662.50	3113
					438.00						3114
					343,104.15						3115
									457,407.00	457,407.00	3116
					313,500.60						3117
									1,648.97	1,648.97	3118
					111,565.41						3119
											3120
					22,418.85						3120
					71,044.08						3121
											3122
					103,270.87						3122
											3123
					70,444.29						3123
											3124
					84,836.23						3124
											3125
					16,805.70						3125
											3126
					61,650.09						3126
											3127
					957.61						3127
					83,742.41						3128
											3129
					57,145.48						3129
											3130
					758.50						3130
					1,841.27						3131
											3132
					92,547.85						3132
											3133
					7,748.53						3133
					12,931.38						3134
					133,262.38						3135
					8,987.28						3136
											3137
					20,527.81						3137
					488.88						3138
					296,724.25						3139
					81,850.12						3140
											3141
					21,280.74						3141
					3,122.06						3142
					360,777.48						3143
					19,875.00						3144
					324,310.14						3145
											3146
					19,180.30						3146
					12,543.00						3147
					250,075.40						3148

STATEMENT OF FUNCTIONAL DISBURSEMENTS BY DEPARTMENTS, APPROPRIATIONS, AND ACCOUNTS

Line No.	Fund No.	Dept. and Div. No.	Acct. No.	NAME OF APPROPRIATION OR ACCOUNT	Total Expenditures	OPERATING				
						General Government	Protection to Persons and Property	Hospitals, Health and Sanitation	Development & Conservation of Natural Resources	Highways
			590-804	HEALTH AND REHABILITATIVE SERVICES,						
				DEPARTMENT OF (Continued)						
			592	Division of Children's Medical Services: (Continued)						
				District IV— (Continued)						
				United States Trust Fund— (Continued)						
3149	2	592	2999	Certifications Forward	\$ 126,393.48			\$ 126,393.48		
				District V—						
				United States Trust Fund—						
3150	2	592	3001	Salaries	14,945.55			14,945.55		
3151	2	592	3004	Expenses	313.90			313.90		
3152	2	592	3010	Special Categories—Purchased Client Services	294,056.01			294,056.01		
3153	2	592	3099	Certifications Forward	79,112.83			79,112.83		
				District VI—						
				United States Trust Fund—						
3154	2	592	3101	Salaries	7,139.00			7,139.00		
3155	2	592	3110	Special Categories—Purchased Client Services	168,565.81			168,565.81		
3156	2	592	3125	Special Categories—Regional Genetics Program	21,002.20			21,002.20		
3157	2	592	3199	Certifications Forward	87,016.59			87,016.59		
				District VII—						
				United States Trust Fund—						
3158	2	592	3201	Salaries	13,372.05			13,372.05		
3159	2	592	3204	Expenses	46.92			46.92		
3160	2	592	3210	Special Categories—Purchased Client Services	187,975.03			187,975.03		
3161	2	592	3299	Certifications Forward	13,153.37			13,153.37		
				District VIII—						
				United States Trust Fund—						
3162	2	592	3301	Salaries	27,428.21			27,428.21		
3163	2	592	3304	Expenses	2,462.46			2,462.46		
3164	2	592	3310	Special Categories—Purchased Client Services	297,287.60			297,287.60		
3165	2	592	3399	Certifications Forward	132,145.48			132,145.48		
				District IX—						
				United States Trust Fund—						
3166	2	592	3401	Salaries	17,056.84			17,056.84		
3167	2	592	3404	Expenses	5,964.75			5,964.75		
3168	2	592	3410	Special Categories—Purchased Client Services	207,807.48			207,807.48		
3169	2	592	3499	Certifications Forward	197,773.88			197,773.88		
				District X—						
				United States Trust Fund—						
3170	2	592	3501	Salaries	20,561.77			20,561.77		
3171	2	592	3504	Expenses	1,249.52			1,249.52		
3172	2	592	3510	Special Categories—Purchased Client Services	93,246.44			93,246.44		
3173	2	592	3599	Certifications Forward	50,741.06			50,741.06		
				District XI—						
				United States Trust Fund—						
3174	2	592	3601	Salaries	25,172.48			25,172.48		
3175	2	592	3604	Expenses	1,656.11			1,656.11		
3176	2	592	3610	Special Categories—Purchased Client Services	290,618.81			290,618.81		
3177	2	592	3625	Special Categories—Regional Genetics Program	13,885.00			13,885.00		
3178	2	592	3699	Certifications Forward	80,838.77			80,838.77		
				Control—						
				Federal Aid Trust Fund Title XX—						
3179	2	592	8512	Transfers	28,999.06					
3180	2	592	8592	Reissues	27.44					
3181	2	592	8599	Certifications Forward	75,986.59			75,986.59		
				District I—						
				Federal Aid Trust Fund Title XX—						
3182	2	592	8601	Salaries	149,376.21			149,376.21		
3183	2	592	8603	Other Personal Services	10,000.00			10,000.00		
3184	2	592	8604	Expenses	45,680.31			45,680.31		
				District II—						
				Federal Aid Trust Fund Title XX—						
3185	2	592	8701	Salaries	239,167.20			239,167.20		
3186	2	592	8703	Other Personal Services	2,999.43			2,999.43		
3187	2	592	8704	Expenses	48,636.39			48,636.39		
				District III—						
				Federal Aid Trust Fund Title XX—						
3188	2	592	8801	Salaries	267,629.75			267,629.75		
3189	2	592	8803	Other Personal Services	17,816.66			17,816.66		
3190	2	592	8804	Expenses	53,121.39			53,121.39		
				District IV—						
				Federal Aid Trust Fund Title XX—						
3191	2	592	8901	Salaries	219,775.47			219,775.47		
3192	2	592	8903	Other Personal Services	21,550.08			21,550.08		
3193	2	592	8904	Expenses	42,421.29			42,421.29		
				District V—						
				Federal Aid Trust Fund Title XX—						
3194	2	592	9001	Salaries	217,652.06			217,652.06		
3195	2	592	9003	Other Personal Services	7,312.48			7,312.48		
3196	2	592	9004	Expenses	51,379.89			51,379.89		
				District VI—						
				Federal Aid Trust Fund Title XX—						
3197	2	592	9101	Salaries	159,395.42			159,395.42		
3198	2	592	9103	Other Personal Services	9,811.29			9,811.29		

**STATEMENT OF FUNCTIONAL DISBURSEMENTS
BY DEPARTMENTS, APPROPRIATIONS, AND ACCOUNTS**

EXPENDITURES						NON-OPERATING EXPENDITURES					Line No.
Public Welfare	Education	Parks, Monuments & Memorials	Correctional Institutions	Retirements, Pensions and Relief Acts	Total Operating Expenditures	Aid to Cities, Counties and Others	Investments	County and Other Debt Service	Transfers, Refunds and Other Non-Operating	Total Non-Operating Expenditures	
\$	\$	\$	\$	\$	\$ 126,393.48	\$	\$	\$	\$	\$	3149
					14,945.55						3150
					313.90						3151
					294,056.01						3152
					79,112.83						3153
					7,139.00						3154
					168,565.81						3155
					21,002.20						3156
					87,016.59						3157
					13,372.05						3158
					46.92						3159
					187,975.03						3160
					13,153.37						3161
					27,428.21						3162
					2,462.46						3163
					297,287.60						3164
					132,145.48						3165
					17,056.84						3166
					5,964.75						3167
					207,807.48						3168
					197,773.88						3169
					20,561.77						3170
					1,249.52						3171
					93,246.44						3172
					50,741.06						3173
					25,172.48						3174
					1,656.11						3175
					290,618.81						3176
					13,885.00						3177
					80,638.77						3178
									28,999.06	28,999.06	3179
									27.44	27.44	3180
					75,986.59						3181
					149,376.21						3182
					10,000.00						3183
					45,680.31						3184
					239,167.20						3185
					2,999.43						3186
					48,638.39						3187
					267,629.75						3188
					17,816.66						3189
					53,121.39						3190
					219,775.47						3191
					21,550.08						3192
					42,421.29						3193
					217,652.06						3194
					7,312.48						3195
					51,379.89						3196
					159,395.42						3197
					9,811.29						3198

**STATEMENT OF FUNCTIONAL DISBURSEMENTS
BY DEPARTMENTS, APPROPRIATIONS, AND ACCOUNTS**

Line No.	Fund No.	Dept. and Div. No.	Acct. No.	NAME OF APPROPRIATION OR ACCOUNT	Total Expenditures	OPERATING				
						General Government	Protection to Persons and Property	Hospitals, Health and Sanitation	Development & Conservation of Natural Resources	Highways
		590-604		HEALTH AND REHABILITATIVE SERVICES, DEPARTMENT OF (Continued) Division of Children's Medical Services: (Continued) District VI—(Continued) Federal Aid Trust Fund Title XX— (Continued)						
3199	2	592	9104	Expenses	\$ 15,666.65	\$	\$	\$ 15,666.65	\$	\$
				District VII— Federal Aid Trust Fund Title XX—						
3200	2	592	9201	Salaries	177,674.28			177,674.28		
3201	2	592	9203	Other Personal Services	10,588.91			10,588.91		
3202	2	592	9204	Expenses	51,587.06			51,587.06		
				District VIII— Federal Aid Trust Fund Title XX—						
3203	2	592	9301	Salaries	284,156.48			284,156.48		
3204	2	592	9304	Expenses	65,381.76			65,381.76		
				District IX— Federal Aid Trust Fund Title XX—						
3205	2	592	9401	Salaries	137,198.79			137,198.79		
3206	2	592	9403	Other Personal Services	9,993.54			9,993.54		
3207	2	592	9404	Expenses	40,981.98			40,981.98		
				District X— Federal Aid Trust Fund Title XX—						
3208	2	592	9501	Salaries	69,134.06			69,134.06		
3209	2	592	9503	Other Personal Services	10,000.00			10,000.00		
3210	2	592	9504	Expenses	25,040.56			25,040.56		
				District XI— Federal Aid Trust Fund Title XX—						
3211	2	592	9601	Salaries	275,741.27			275,741.27		
3212	2	592	9603	Other Personal Services	14,741.66			14,741.66		
3213	2	592	9604	Expenses	48,035.98			48,035.98		
3214				Total Division of Children's Medical Services	\$ 29,349,316.36	\$	\$	\$ 22,736,673.52	\$	\$
		593		Division of Aging and Adult Services: Control—						
3215	1	593	0099	Certifications Forward	\$ 79,432.54	\$	\$	\$	\$	\$
				District I—						
3216	1	593	0101	Salaries	103,237.05					
3217	1	593	0103	Other Personal Services	1,575.00					
3218	1	593	0104	Expenses	18,737.83					
3219	1	593	0106	Operating Capital Outlay	870.90					
3220	1	593	0110	Special Categories—Local Services Program	12,417.06					
3221	1	593	0120	Special Categories—Temporary Emergency Shelter	1,726.97					
3222	1	593	0130	Aid to Local Government—Community Services	30,812.00					
				Special Categories—Community Care for the Elderly— Home Placement	60,171.37					
3223	1	593	0170	Special Categories—Community Care for the Elderly	55,175.34					
				District II—						
3225	1	593	0201	Salaries	199,110.56					
3226	1	593	0203	Other Personal Services	1,349.81					
3227	1	593	0204	Expenses	42,340.76					
3228	1	593	0206	Operating Capital Outlay	815.07					
3229	1	593	0210	Special Categories—Local Services Program	23,747.11					
3230	1	593	0220	Special Categories—Temporary Emergency Shelter	1,009.18					
3231	1	593	0230	Aid to Local Government—Commodity Services	27,798.94					
				Special Categories—Community Care for the Elderly— Home Placement	255,913.51					
3232	1	593	0270	Special Categories—Community Care for the Elderly	42,421.48					
				District III—						
3234	1	593	0301	Salaries	236,076.90					
3235	1	593	0303	Other Personal Services	4,136.85					
3236	1	593	0304	Expenses	60,712.01					
3237	1	593	0306	Operating Capital Outlay	2,021.82					
3238	1	593	0310	Special Categories—Local Services Program	51,000.00					
3239	1	593	0320	Special Categories—Temporary Emergency Shelter	2,000.56					
3240	1	593	0330	Aid to Local Government—Community Services	31,718.63					
				Special Categories—Community Care for the Elderly— Home Placement	104,668.01					
3241	1	593	0370	Special Categories—Community Care for the Elderly	175,510.84					
				District IV—						
3243	1	593	0401	Salaries	308,972.75					
3244	1	593	0403	Other Personal Services	4,724.20					
3245	1	593	0404	Expenses	82,427.91					
3246	1	593	0406	Operating Capital Outlay	2,222.05					
3247	1	593	0410	Special Categories—Local Services Program	42,587.34					
3248	1	593	0420	Special Categories—Temporary Emergency Shelter	3,999.02					
3249	1	593	0430	Aid to Local Government—Community Services	36,907.57					
3250	1	593	0431	Aid to Local Government—Displaced Homemakers Program	78,995.31					
				Special Categories—Community Care for the Elderly— Home Placement	236,511.85					
3251	1	593	0470	Special Categories—Community Care for the Elderly	101,230.12					
3253	1	593	0496	Certifications Forward—Aid to Local Government	13,682.19					

**STATEMENT OF FUNCTIONAL DISBURSEMENTS
BY DEPARTMENTS, APPROPRIATIONS, AND ACCOUNTS**

EXPENDITURES						NON-OPERATING EXPENDITURES					Line No.
Public Welfare	Education	Parks, Monuments & Memorials	Correctional Institutions	Retirements, Pensions and Relief Acts	Total Operating Expenditures	Aid to Cities, Counties and Others	Investments	County and Other Debt Service	Transfers, Refunds and Other Non-Operating	Total Non-Operating Expenditures	
					\$ 15,666.65						\$ 3199
					177,674.28						3200
					10,588.91						3201
					51,567.06						3202
					284,156.48						3203
					65,381.76						3204
					137,198.79						3205
					9,993.54						3206
					40,981.98						3207
					69,134.06						3208
					10,000.00						3209
					25,040.56						3210
					275,741.27						3211
					14,741.66						3212
					48,035.98						3213
					\$ 22,736,673.52				\$ 6,612,642.84	\$ 6,612,642.84	3214
					\$ 79,432.54						\$ 3215
					103,237.05						3216
					1,575.00						3217
					18,737.83						3218
					870.90						3219
					12,417.06						3220
					1,726.97						3221
									30,812.00	30,812.00	3222
					60,171.37						3223
					55,175.34						3224
					199,110.58						3225
					1,349.61						3226
					42,340.76						3227
					815.07						3228
					23,747.11						3229
					1,009.18						3230
									27,798.94	27,798.94	3231
					255,913.51						3232
					42,421.48						3233
					236,076.90						3234
					4,136.85						3235
					60,712.01						3236
					2,021.82						3237
					51,000.00						3238
					2,000.56						3239
									31,718.63	31,718.63	3240
					104,668.01						3241
					175,510.64						3242
					308,972.75						3243
					4,724.20						3244
					82,427.91						3245
					2,222.05						3246
					42,587.34						3247
					3,999.02						3248
									36,907.57	36,907.57	3249
									78,995.31	78,995.31	3250
					236,511.85						3251
					101,230.12						3252
									13,682.19	13,682.19	3253

STATEMENT OF FUNCTIONAL DISBURSEMENTS BY DEPARTMENTS, APPROPRIATIONS, AND ACCOUNTS

Line No.	Fund No.	Dept. and Div. No.	Acct. No.	NAME OF APPROPRIATION OR ACCOUNT	Total Expenditures	OPERATING				
						General Government	Protection to Persons and Property	Hospitals. Health and Sanitation	Development & Conservation of Natural Resources	Highways
590-604				HEALTH AND REHABILITATIVE SERVICES, DEPARTMENT OF (Continued)						
593				Division of Aging and Adult's Services: (Continued)						
				District V—						
3254	1	593	0501	Salaries	\$ 149,065.67	\$	\$	\$	\$	\$
3255	1	593	0503	Other Personal Services	2,113.05					
3256	1	593	0504	Expenses	37,153.71					
3257	1	593	0506	Operating Capital Outlay	2,520.34					
3258	1	593	0510	Special Categories—Local Services Program	50,041.85					
3259	1	593	0520	Special Categories—Temporary Emergency Shelter	2,772.31					
3260	1	593	0530	Aid to Local Government—Community Services	40,825.95					
3261	1	593	0531	Aid to Local Government—Displaced Homemakers Program	45,264.05					
				Special Categories—Community Care for the Elderly— Home Placement	55,716.21					
3263	1	593	0570	Special Categories—Community Care for the Elderly	59,700.12					
3264	1	593	0596	Certifications Forward—Aid to Local Government	3,589.56					
				District VI—						
3265	1	593	0601	Salaries	251,332.86					
3266	1	593	0603	Other Personal Services	1,134.84					
3267	1	593	0604	Expenses	40,748.02					
3268	1	593	0606	Operating Capital Outlay	2,248.50					
3269	1	593	0610	Special Categories—Local Services Program	83,635.30					
3270	1	593	0620	Special Categories—Temporary Emergency Shelter	3,674.25					
3271	1	593	0630	Aid to Local Government—Community Services	31,279.81					
3272	1	593	0631	Aid to Local Government—Displaced Homemakers Program	88,321.49					
				Special Categories—Community Care for the Elderly— Home Placement	93,411.92					
3274	1	593	0670	Special Categories—Community Care for the Elderly	18,392.36					
3275	1	593	0696	Certifications Forward—Aid to Local Government	11,419.21					
				District VII—						
3276	1	593	0701	Salaries	150,762.84					
3277	1	593	0703	Other Personal Services	1,435.86					
3278	1	593	0704	Expenses	36,607.93					
3279	1	593	0706	Operating Capital Outlay	2,130.01					
3280	1	593	0710	Special Categories—Local Services Program	31,502.81					
3281	1	593	0720	Special Categories—Temporary Emergency Shelter	1,346.49					
3282	1	593	0730	Aid to Local Government—Community Services	29,159.93					
3283	1	593	0731	Aid to Local Government—Displaced Homemakers Program	56,292.74					
				Special Categories—Community Care for the Elderly— Home Placement	64,180.41					
3285	1	593	0770	Special Categories—Community Care for the Elderly	62,229.87					
3286	1	593	0796	Certifications Forward—Aid to Local Government	21,737.89					
				District VIII—						
3287	1	593	0801	Salaries	198,249.20					
3288	1	593	0803	Other Personal Services	1,746.40					
3289	1	593	0804	Expenses	62,446.36					
3290	1	593	0806	Operating Capital Outlay	1,836.90					
3291	1	593	0810	Special Categories—Local Services Program	61,066.04					
3292	1	593	0820	Special Categories—Temporary Emergency Shelter	2,316.36					
3293	1	593	0830	Aid to Local Government—Community Services	44,002.91					
3294	1	593	0831	Aid to Local Government—Displaced Homemakers Program	27,904.24					
				Special Categories—Community Care for the Elderly— Home Placement	71,169.72					
3296	1	593	0870	Special Categories—Community Care for the Elderly	168,229.30					
				District IX—						
3297	1	593	0901	Salaries	127,023.05					
3298	1	593	0903	Other Personal Services	1,305.77					
3299	1	593	0904	Expenses	38,266.70					
3300	1	593	0906	Operating Capital Outlay	1,089.78					
3301	1	593	0910	Special Categories—Local Services Program	39,647.06					
3302	1	593	0920	Special Categories—Temporary Emergency Shelter	2,270.42					
3303	1	593	0930	Aid to Local Government—Community Services	41,831.86					
				Special Categories—Community Care for the Elderly— Home Placement	40,146.93					
3305	1	593	0970	Special Categories—Community Care for the Elderly	90,501.31					
				District X—						
3306	1	593	1001	Salaries	134,995.38					
3307	1	593	1003	Other Personal Services	2,135.00					
3308	1	593	1004	Expenses	32,239.28					
3309	1	593	1006	Operating Capital Outlay	1,978.29					
3310	1	593	1010	Special Categories—Local Services Program	38,339.91					
3311	1	593	1020	Special Categories—Temporary Emergency Shelter	964.13					
3312	1	593	1030	Aid to Local Government—Community Services	43,306.96					
3313	1	593	1031	Aid to Local Government—Displaced Homemakers Program	2,953.17					
				Special Categories—Community Care for the Elderly— Home Placement	60,183.65					
3315	1	593	1070	Special Categories—Community Care for the Elderly	122,317.67					
3316	1	593	1096	Certifications Forward—Aid to Local Government	2,431.00					
				District XI—						
3317	1	593	1101	Salaries	322,444.84					
3318	1	593	1103	Other Personal Services	922.80					
3319	1	593	1104	Expenses	65,075.99					
3320	1	593	1106	Operating Capital Outlay	1,859.37					

**STATEMENT OF FUNCTIONAL DISBURSEMENTS
BY DEPARTMENTS, APPROPRIATIONS, AND ACCOUNTS**

EXPENDITURES						NON-OPERATING EXPENDITURES						Line No.
Public Welfare	Education	Parks, Monuments & Memorials	Correctional Institutions	Retirements, Pensions and Relief Acts	Total Operating Expenditures	Aid to Cities, Counties and Others	Investments	County and Other Debt Service	Transfers, Refunds and Other Non-Operating	Total Non-Operating Expenditures		
\$ 149,065.67	\$.	\$.	\$.	\$.	\$ 149,065.67	\$.	\$.	\$.	\$.	\$.	3254	
2,113.05					2,113.05						3255	
37,153.71					37,153.71						3256	
2,520.34					2,520.34						3257	
50,041.85					50,041.85						3258	
2,772.31					2,772.31						3259	
									40,825.95	40,825.95	3260	
									45,264.05	45,264.05	3261	
55,716.21					55,716.21						3262	
59,700.12					59,700.12						3263	
									3,589.56	3,589.56	3264	
251,332.88					251,332.88						3265	
1,134.84					1,134.84						3266	
40,748.02					40,748.02						3267	
2,248.50					2,248.50						3268	
83,635.30					83,635.30						3269	
3,674.25					3,674.25						3270	
									31,279.81	31,279.81	3271	
									88,321.49	88,321.49	3272	
93,411.92					93,411.92						3273	
18,392.38					18,392.38						3274	
									11,419.21	11,419.21	3275	
150,762.84					150,762.84						3276	
1,435.86					1,435.86						3277	
36,607.93					36,607.93						3278	
2,130.01					2,130.01						3279	
31,502.81					31,502.81						3280	
1,346.49					1,346.49						3281	
									29,159.93	29,159.93	3282	
									56,292.74	56,292.74	3283	
64,180.41					64,180.41						3284	
62,229.87					62,229.87						3285	
									21,737.89	21,737.89	3286	
198,249.20					198,249.20						3287	
1,746.40					1,746.40						3288	
62,446.38					62,446.38						3289	
1,838.90					1,838.90						3290	
61,066.04					61,066.04						3291	
2,316.36					2,316.36						3292	
									44,002.91	44,002.91	3293	
									27,904.24	27,904.24	3294	
71,169.72					71,169.72						3295	
168,229.30					168,229.30						3296	
127,023.05					127,023.05						3297	
1,305.77					1,305.77						3298	
36,266.70					36,266.70						3299	
1,089.78					1,089.78						3300	
39,647.06					39,647.06						3301	
2,270.42					2,270.42						3302	
									41,831.86	41,831.86	3303	
40,146.93					40,146.93						3304	
90,501.31					90,501.31						3305	
134,995.38					134,995.38						3306	
2,135.00					2,135.00						3307	
32,239.28					32,239.28						3308	
1,978.29					1,978.29						3309	
38,339.91					38,339.91						3310	
964.13					964.13						3311	
									43,306.96	43,306.96	3312	
									2,953.17	2,953.17	3313	
60,183.65					60,183.65						3314	
122,317.67					122,317.67						3315	
									2,431.00	2,431.00	3316	
322,444.84					322,444.84						3317	
922.80					922.80						3318	
65,075.99					65,075.99						3319	
1,859.37					1,859.37						3320	

STATEMENT OF FUNCTIONAL DISBURSEMENTS BY DEPARTMENTS, APPROPRIATIONS, AND ACCOUNTS

Line No.	Fund No.	Dept. and Div. No.	Acct. No.	NAME OF APPROPRIATION OR ACCOUNT	Total Expenditures	OPERATING				
						General Government	Protection to Persons and Property	Hospitals, Health and Sanitation	Development & Conservation of Natural Resources	Highways
		590-604		HEALTH AND REHABILITATIVE SERVICES, DEPARTMENT OF (Continued)						
		593		Division of Aging and Adult's Services: (Continued)						
				District XI—(Continued)						
3321	1	593	1110	Special Categories—Local Services Program	\$ 187,706.54	\$	\$	\$	\$	\$
3322	1	593	1120	Special Categories—Temporary Emergency Shelter	5,747.49					
3323	1	593	1130	Aid to Local Government—Community Services	48,104.22					
3324	1	593	1131	Aid to Local Government—Displaced Homemakers Program	57,391.61					
		593	1160	Special Categories—Community Care for the Elderly—						
				Home Placement	551,793.00					
3325				Special Categories—Community Care for the Elderly	332,102.69					
3326	1	593	1170	Certifications Forward—Aid to Local Government	17,988.66					
3327	1	593	1196	Control—						
				Federal Grants Trust Fund—						
				Refunds	4,561.93					
3328	2	593	1011	Certifications Forward	5,711.96					
3329	2	593	1099	District I—						
				Federal Grants Trust Fund—						
				Aid to Local Government—Community Services	841,402.26					
3330	2	593	1130	Certification Forward—Aid to Local Government	1,574.30					
3331	2	593	1196	District II—						
				Federal Grants Trust Fund—						
				Aid to Local Government Community Services	1,203,212.95					
3332	2	593	1230	Certification Forward—Aid to Local Government	17,783.43					
3333	2	593	1296	District III—						
				Federal Grants Trust Fund—						
				Expenses	589.66					
3334	2	593	1304	Aid to Local Government Community Services	1,509,333.03					
3335	2	593	1330	Special Categories—CETA Personal Service	10,138.54					
3336	2	593	1371	Certification Forward—Aid to Local Government	379,316.65					
3337	2	593	1396	District IV—						
				Federal Grants Trust Fund—						
				Aid to Local Government Community Services	2,737,190.19					
3338	2	593	1430	Certification Forward—Aid to Local Government	77,536.99					
3339	2	593	1496	District V—						
				Federal Grants Trust Fund—						
				Expenses	1,072.86					
3340	2	593	1504	Aid to Local Government Community Services	3,196,409.01					
3341	2	593	1530	Special Categories—CETA Personal Service	20,372.87					
3342	2	593	1530	Certification Forward—Aid to Local Government	775,399.78					
3343	2	593	1596	District VI—						
				Federal Grants Trust Fund—						
				Aid to Local Government Community Services	2,084,013.50					
3344	2	593	1630	Certification Forward—Aid to Local Government	4,721.51					
3345	2	593	1696	District VII—						
				Federal Grants Trust Fund—						
				Expenses	2,353.00					
3346	2	593	1704	Aid to Local Government Community Services	1,644,638.87					
3347	2	593	1730	Special Categories—CETA Personal Service	38,206.39					
3348	2	593	1771	Certification Forward—Aid to Local Government	64,025.08					
3349	2	593	1796	District VIII—						
				Federal Grants Trust Fund—						
				Aid to Local Government Community Services	2,798,809.18					
3350	2	593	1830	Special Categories—CETA Personal Service	4,923.45					
3351	2	593	1871	Certification Forward—Aid to Local Government	57,863.53					
3352	2	593	1896	District IX—						
				Federal Grants Trust Fund—						
				Aid to Local Government Community Services	2,078,245.29					
3353	2	593	1930	Certifications Forward—Aid to Local Government	467,850.63					
3354	2	593	1966	District X—						
				Federal Grants Trust Fund—						
				Expenses	858.61					
3355	2	593	2004	Aid to Local Government Community Services	2,774,159.56					
3356	2	593	2030	Special Categories—CETA Personal Service	14,184.76					
3357	2	593	2071	Certification Forward—Aid to Local Government	222,483.93					
3358	2	593	2096	District XI—						
				Federal Grants Trust Fund—						
				Expenses	305.19					
3359	2	593	2104	Aid to Local Government Community Services	5,391,057.66					
3360	2	593	2130	District XII—						
				Federal Grants Trust Fund—						
				Aid to Local Government Community Services	32,260.00					
3361	2	593	2230	Control—						
				Licensure Fees Trust Fund—						
				Certificate Forward	(398.92)					
3362	2	593	4099	District I—						
				Licensure Fees Trust Fund—						
				Salaries	1,289.28					
3363	2	593	4101	Expenses	271.68					
3364	2	593	4104	District II—						
				Licensure Fees Trust Fund—						
				Salaries	449.31					
3365	2	593	4201	Expenses	246.09					
3366	2	593	4204							

**STATEMENT OF FUNCTIONAL DISBURSEMENTS
BY DEPARTMENTS, APPROPRIATIONS, AND ACCOUNTS**

EXPENDITURES						NON-OPERATING EXPENDITURES					Line No.
Public Welfare	Education	Parks, Monuments & Memorials	Correctional Institutions	Retirements, Pensions and Relief Acts	Total Operating Expenditures	Aid to Cities, Counties and Others	Investments	County and Other Debt Service	Transfers, Refunds and Other Non-Operating	Total Non-Operating Expenditures	
\$ 187,706.54					\$ 187,706.54						3321
5,747.49					5,747.49						3322
									48,104.22	48,104.22	3323
									57,391.61	57,391.61	3324
551,793.00					551,793.00						3325
332,102.69					332,102.69						3326
									17,988.66	17,988.66	3327
									4,561.93	4,561.93	3328
5,711.96					5,711.96						3329
									841,402.26	841,402.26	3330
									1,574.30	1,574.30	3331
									1,203,212.95	1,203,212.95	3332
									17,763.43	17,763.43	3333
589.66					589.66						3334
									1,509,333.03	1,509,333.03	3335
10,138.54					10,138.54						3336
									379,316.65	379,316.65	3337
									2,737,190.19	2,737,190.19	3338
									77,536.99	77,536.99	3339
1,072.86					1,072.86						3340
									3,196,409.01	3,196,409.01	3341
20,372.87					20,372.87						3342
									775,399.78	775,399.78	3343
									2,084,013.50	2,084,013.50	3344
									4,721.51	4,721.51	3345
2,353.00					2,353.00						3346
									1,644,638.87	1,644,638.87	3347
38,206.39					38,206.39						3348
									64,025.08	64,025.08	3349
									2,798,809.18	2,798,809.18	3350
4,923.45					4,923.45						3351
									57,863.53	57,863.53	3352
									2,078,245.29	2,078,245.29	3353
									467,850.63	467,850.63	3354
858.61					858.61						3355
									2,774,159.56	2,774,159.56	3356
14,184.76					14,184.76						3357
									222,483.93	222,483.93	3358
305.19					305.19						3359
									5,391,057.66	5,391,057.66	3360
									32,260.00	32,260.00	3361
(398.92)					(398.92)						3362
1,289.28					1,289.28						3363
271.68					271.68						3364
449.31					449.31						3365
246.09					246.09						3366

STATEMENT OF FUNCTIONAL DISBURSEMENTS BY DEPARTMENTS, APPROPRIATIONS, AND ACCOUNTS

Line No.	Fund No.	Dept. and Div. No.	Acct. No.	NAME OF APPROPRIATION OR ACCOUNT	Total Expenditures	OPERATING				
						General Government	Protection to Persons and Property	Hospitals, Health and Sanitation	Development & Conservation of Natural Resources	Highways
		590-604	HEALTH AND REHABILITATIVE SERVICES, DEPARTMENT OF (Continued)							
		593	Division of Aging and Adult's Services: (Continued)							
			District III—							
			Licensure Fees Trust Fund—							
3367	2	593	4301	Salaries	\$ 1,662.67	\$	\$	\$	\$	\$
3368	2	593	4304	Expenses	340.00
			District IV—							
			Licensure Fees Trust Fund—							
3369	2	593	4401	Salaries	3,302.41
3370	2	593	4404	Expenses	794.15
			District V—							
			Licensure Fees Trust Fund—							
3371	2	593	4501	Salaries	2,974.55
3372	2	593	4504	Expenses	648.69
			District VI—							
			Licensure Fees Trust Fund—							
3373	2	593	4604	Expenses	138.12
			District VII—							
			Licensure Fees Trust Fund—							
3374	2	593	4704	Expenses	36.56
			District VIII—							
			Licensure Fees Trust Fund—							
3375	2	593	4801	Salaries	3,506.00
3376	2	593	4804	Expenses	719.00
			District IX—							
			Licensure Fees Trust Fund—							
3377	2	593	4901	Salaries	2,484.14
3378	2	593	4904	Expenses	574.39
			District X—							
			Licensure Fees Trust Fund—							
3379	2	593	5001	Salaries	1,054.12
3380	2	593	5004	Expenses	713.99
			District XI—							
			Licensure Fees Trust Fund—							
3381	2	593	5101	Salaries	43.85
			District I—							
			Operation and Maintenance Trust Fund—							
3382	2	593	5610	Special Categories—Local Service Program	14,007.99
3383	2	593	5899	Certifications Forward	2,610.99
			District II—							
			Operation and Maintenance Trust Fund—							
3384	2	593	5710	Special Categories—Local Service Program	15,783.71
			District III—							
			Operation and Maintenance Trust Fund—							
3385	2	593	5810	Special Categories—Local Service Program	26,149.48
3386	2	593	5899	Certifications Forward	2,004.46
			District IV—							
			Operation and Maintenance Trust Fund—							
3387	2	593	5910	Special Categories—Local Service Program	15,816.23
3388	2	593	5999	Certifications Forward	12,463.04
			District V—							
			Operation and Maintenance Trust Fund—							
3389	2	593	6010	Special Categories—Local Service Program	33,361.20
3390	2	593	6099	Certifications Forward	3,456.45
			District VI—							
			Operation and Maintenance Trust Fund—							
3391	2	593	6110	Special Categories—Local Service Program	10,222.99
			District VII—							
			Operation and Maintenance Trust Fund—							
3392	2	593	6210	Special Categories—Local Service Program	20,844.24
3393	2	593	6299	Certifications Forward	147.61
			District VIII—							
			Operation and Maintenance Trust Fund—							
3394	2	593	6310	Special Categories—Local Service Program	34,205.20
3395	2	593	6399	Certifications Forward	1,826.52
			District IX—							
			Operation and Maintenance Trust Fund—							
3396	2	593	6410	Special Categories—Local Service Program	24,392.50
3397	2	593	6499	Certifications Forward	5,606.23
			District X—							
			Operation and Maintenance Trust Fund—							
3398	2	593	6510	Special Categories—Local Service Program	8,514.43
3399	2	593	6599	Certifications Forward	1,447.08
			District XI—							
			Operation and Maintenance Trust Fund—							
3400	2	593	6610	Special Categories—Local Service Program	107,802.99
3401	2	593	6699	Certifications Forward	19,958.77
			District I—							
			Marriage License Fees Trust Fund—							
3402	2	593	7130	Aid to Local Government—Spouse Abuse Program	31,256.00
3403	2	593	7196	Certifications Forward—Aid to Local Government	6,162.00

STATEMENT OF FUNCTIONAL DISBURSEMENTS BY DEPARTMENTS, APPROPRIATIONS, AND ACCOUNTS

EXPENDITURES						NON-OPERATING EXPENDITURES					Line No.
Public Welfare	Education	Parks, Monuments & Memorials	Correctional Institutions	Retirements, Pensions and Relief Acts	Total Operating Expenditures	Aid to Cities, Counties and Others	Investments	County and Other Debt Service	Transfers, Refunds and Other Non-Operating	Total Non-Operating Expenditures	
\$ 1,662.67					\$ 1,662.67						3367
340.00					340.00						3368
3,302.41					3,302.41						3369
794.15					794.15						3370
2,974.55					2,974.55						3371
648.69					648.69						3372
138.12					138.12						3373
36.56					36.56						3374
3,506.00					3,506.00						3375
719.00					719.00						3376
2,484.14					2,484.14						3377
574.39					574.39						3378
1,054.12					1,054.12						3379
713.99					713.99						3380
43.85					43.85						3381
14,007.99					14,007.99						3382
2,610.99					2,610.99						3383
15,783.71					15,783.71						3384
26,149.48					26,149.48						3385
2,004.46					2,004.46						3386
15,816.23					15,816.23						3387
12,463.04					12,463.04						3388
33,361.20					33,361.20						3389
3,456.45					3,456.45						3390
10,222.99					10,222.99						3391
20,844.24					20,844.24						3392
147.61					147.61						3393
34,205.20					34,205.20						3394
1,826.52					1,826.52						3395
24,392.50					24,392.50						3396
5,606.23					5,606.23						3397
8,514.43					8,514.43						3398
1,447.08					1,447.08						3399
107,802.99					107,802.99						3400
19,958.77					19,958.77						3401
									31,256.00	31,256.00	3402
									6,162.00	6,162.00	3403

**STATEMENT OF FUNCTIONAL DISBURSEMENTS
BY DEPARTMENTS, APPROPRIATIONS, AND ACCOUNTS**

Line No.	Fund No.	Dept. and Div. No.	Acct. No.	NAME OF APPROPRIATION OR ACCOUNT	Total Expenditures	OPERATING				
						General Government	Protection to Persons and Property	Hospitals, Health and Sanitation	Development & Conservation of Natural Resources	Highways
		590-604		HEALTH AND REHABILITATIVE SERVICES. DEPARTMENT OF (Continued)						
		593		Division of Aging and Adult's Services: (Continued)						
				District II—						
				Marriage License Fees Trust Fund—						
*3404	2	593	7230	Aid to Local Government—Spouse Abuse Program	\$ 28,285.92	\$	\$	\$	\$	\$
				District III—						
				Marriage License Fees Trust Fund—						
3405	2	593	7330	Aid to Local Government—Spouse Abuse Program	29,457.97
				District IV—						
				Marriage License Fees Trust Fund—						
3406	2	593	7430	Aid to Local Government—Spouse Abuse Program	39,587.61
				District V—						
				Marriage License Fees Trust Fund—						
3407	2	593	7530	Aid to Local Government—Spouse Abuse Program	38,247.02
3408	2	593	7596	Certifications Forward—Aid to Local Government	15,112.00
				District VI—						
				Marriage License Fees Trust Fund—						
3409	2	593	7630	Aid to Local Government—Spouse Abuse Program	37,536.18
				District VII—						
				Marriage License Fees Trust Fund—						
3410	2	593	7730	Aid to Local Government—Spouse Abuse Program	32,473.37
3411	2	593	7796	Certifications Forward—Aid to Local Government	11,052.88
				District VIII—						
				Marriage License Fees Trust Fund—						
3412	2	593	7830	Aid to Local Government—Spouse Abuse Program	29,693.00
3413	2	593	7896	Certifications Forward—Aid to Local Government	10,266.00
				District IX—						
				Marriage License Fees Trust Fund—						
3414	2	593	7930	Aid to Local Government—Spouse Abuse Program	23,106.59
				District X—						
				Marriage License Fees Trust Fund—						
3415	2	593	8030	Aid to Local Government—Spouse Abuse Program	35,173.19
3416	2	593	8096	Certifications Forward—Aid to Local Government	11,895.52
				District XI—						
				Marriage License Fees Trust Fund—						
3417	2	593	8130	Aid to Local Government—Spouse Abuse Program	10,808.89
				Control—						
				Federal Aid Trust Fund Title XX—						
3418	2	593	8512	Transfers	218,790.33
3419	2	593	8592	Reissues	13.04
				District I—						
				Federal Aid Trust Fund Title XX—						
3420	2	593	8601	Salaries	206,327.97
3421	2	593	8604	Expenses	32,079.34
3422	2	593	8610	Special Categories—Local Service Program	115,020.32
3423	2	593	8620	Special Categories—Temporary Emergency Shelter	5,202.75
3424	2	593	8670	Special Categories—Community Care for the Elderly	25,173.14
3425	2	593	8670	Certifications Forward	16,220.29
				District II—						
				Federal Aid Trust Fund Title XX—						
3426	2	593	8701	Salaries	423,256.91
3427	2	593	8704	Expenses	61,034.21
3428	2	593	8710	Special Categories—Local Service Program	121,407.15
3429	2	593	8720	Special Categories—Temporary Emergency Shelter	3,027.71
3430	2	593	8770	Special Categories—Community Care for the Elderly	19,354.34
3431	2	593	8799	Certifications Forward	13.31
				District III—						
				Federal Aid Trust Fund Title XX—						
3432	2	593	8801	Salaries	435,221.22
3433	2	593	8804	Expenses	81,243.66
3434	2	593	8810	Special Categories—Local Service Program	272,472.64
3435	2	593	8820	Special Categories—Temporary Emergency Shelter	6,002.07
3436	2	593	8870	Special Categories—Community Care for the Elderly	80,074.93
3437	2	593	8899	Certifications Forward	53,151.38
				District IV—						
				Federal Aid Trust Fund Title XX—						
3438	2	593	8901	Salaries	618,832.04
3439	2	593	8904	Expenses	108,440.89
3440	2	593	8910	Special Categories—Local Service Program	212,913.35
3441	2	593	8920	Special Categories—Temporary Emergency Shelter	11,997.12
3442	2	593	8790	Special Categories—Community Care for the Elderly	30,518.78
3443	2	593	8999	Certifications Forward	7,139.60
				District V—						
				Federal Aid Trust Fund Title XX—						
3444	2	593	9001	Salaries	333,642.26
3445	2	593	9004	Expenses	51,414.84
3446	2	593	9010	Special Categories—Local Service Program	252,208.83
3447	2	593	9020	Special Categories—Temporary Emergency Shelter	7,959.70
3448	2	593	9070	Special Categories—Community Care for the Elderly	27,237.55
3449	2	593	9099	Certifications Forward	38,238.47

**STATEMENT OF FUNCTIONAL DISBURSEMENTS
BY DEPARTMENTS, APPROPRIATIONS, AND ACCOUNTS**

EXPENDITURES						NON-OPERATING EXPENDITURES					Line No.
Public Welfare	Education	Parks, Monuments & Memorials	Correctional Institutions	Retirements, Pensions and Relief Acts	Total Operating Expenditures	Aid to Cities, Counties and Others	Investments	County and Other Debt Service	Transfers, Refunds and Other Non-Operating	Total Non-Operating Expenditures	
									28,285.92	28,285.92	3404
									29,457.97	29,457.97	3405
									39,587.61	39,587.61	3406
									38,247.02	38,247.02	3407
									15,112.00	15,112.00	3408
									37,536.18	37,536.18	3409
									32,473.37	32,473.37	3410
									11,052.88	11,052.88	3411
									29,693.00	29,693.00	3412
									10,266.00	10,266.00	3413
									23,106.59	23,106.59	3414
									35,173.19	35,173.19	3415
									11,895.52	11,895.52	3416
									10,808.89	10,808.89	3417
									218,790.33	218,790.33	3418
									13.04	13.04	3419
206,327.97					206,327.97						3420
32,079.34					32,079.34						3421
115,020.32					115,020.32						3422
5,202.75					5,202.75						3423
25,173.14					25,173.14						3424
16,220.29					16,220.29						3425
423,256.91					423,256.91						3426
61,034.21					61,034.21						3427
121,407.15					121,407.15						3428
3,027.71					3,027.71						3429
19,354.34					19,354.34						3430
13.31					13.31						3431
435,221.22					435,221.22						3432
81,243.68					81,243.68						3433
272,472.64					272,472.64						3434
6,002.07					6,002.07						3435
80,074.93					80,074.93						3436
53,151.38					53,151.38						3437
618,832.04					618,832.04						3438
108,440.89					108,440.89						3439
212,913.35					212,913.35						3440
11,997.12					11,997.12						3441
30,518.78					30,518.78						3442
7,139.60					7,139.60						3443
333,642.26					333,642.26						3444
51,414.84					51,414.84						3445
252,208.83					252,208.83						3446
7,959.70					7,959.70						3447
27,237.55					27,237.55						3448
38,238.47					38,238.47						3449

**STATEMENT OF FUNCTIONAL DISBURSEMENTS
BY DEPARTMENTS, APPROPRIATIONS, AND ACCOUNTS**

Line No.	Fund No.	Dept. and Div. No.	Acct. No.	NAME OF APPROPRIATION OR ACCOUNT	Total Expenditures	OPERATING				
						General Government	Protection to Persons and Property	Hospitals, Health and Sanitation	Development & Conservation of Natural Resources	Highways
		590-604		HEALTH AND REHABILITATIVE SERVICES, DEPARTMENT OF (Continued)						
		593		Division of Aging and Adult's Services: (Continued)						
				District VI—						
				Federal Aid Trust Fund Title XX—						
	3450	2	593 9101	Salaries	\$ 455,554.69	\$	\$	\$	\$	\$
	3451	2	593 9104	Expenses	60,452.86					
	3452	2	593 9110	Special Categories—Local Service Program	422,495.40					
	3453	2	593 9120	Special Categories—Temporary Emergency Shelter	10,972.77					
	3454	2	593 9170	Special Categories—Community Care for the Elderly	8,391.32					
	3455	2	593 9199	Certifications Forward	83,610.87					
				District VII—						
				Federal Aid Trust Fund Title XX—						
	3456	2	593 9201	Salaries	321,153.47					
	3457	2	593 9204	Expenses	54,388.28					
	3458	2	593 9210	Special Categories—Local Service Program	158,959.66					
	3459	2	593 9220	Special Categories—Temporary Emergency Shelter	4,039.52					
	3460	2	593 9270	Special Categories—Community Care for the Elderly	28,391.72					
	3461	2	593 9299	Certifications Forward	33,147.14					
				District VIII—						
				Federal Aid Trust Fund Title XX—						
	3462	2	593 9301	Salaries	390,144.44					
	3463	2	593 9304	Expenses	91,083.45					
	3464	2	593 9310	Special Categories—Local Service Program	305,317.33					
	3465	2	593 9320	Special Categories—Temporary Emergency Shelter	6,949.27					
	3466	2	593 9370	Special Categories—Community Care for the Elderly	76,752.89					
	3467	2	593 9399	Certifications Forward	48,197.77					
				District IX—						
				Federal Aid Trust Fund Title XX—						
	3468	2	593 9401	Salaries	276,893.07					
	3469	2	593 9404	Expenses	46,696.32					
	3470	2	593 9410	Special Categories—Local Service Program	210,983.95					
	3471	2	593 9420	Special Categories—Temporary Emergency Shelter	5,581.44					
	3472	2	593 9470	Special Categories—Community Care for the Elderly	41,290.27					
	3473	2	593 9499	Certifications Forward	45,016.26					
				District X—						
				Federal Aid Trust Fund Title XX—						
	3474	2	593 9501	Salaries	310,463.83					
	3475	2	593 9504	Expenses	51,734.08					
	3476	2	593 9510	Special Categories—Local Service Program	190,119.01					
	3477	2	593 9520	Special Categories—Temporary Emergency Shelter	2,892.45					
	3478	2	593 9570	Special Categories—Community Care for the Elderly	32,959.63					
	3479	2	593 9599	Certifications Forward	52,609.51					
				District XI—						
				Federal Aid Trust Fund Title XX—						
	3480	2	593 9601	Salaries	823,583.78					
	3481	2	593 9604	Expenses	92,178.13					
	3482	2	593 9610	Special Categories—Local Service Program	1,300,780.47					
	3483	2	593 9620	Special Categories—Temporary Emergency Shelter	15,842.51					
	3484	2	593 9670	Special Categories—Community Care for the Elderly	24,711.89					
	3485	2	593 9699	Certifications Forward	297,999.21					
	3486			Total Division of Aging and Adult Services	\$ 46,616,651.71	\$	\$	\$	\$	\$
		594		Division of Youth Services:						
				Control—						
	3487	1	594 0099	Certifications Forward	\$ 641,970.04	\$	\$	\$	\$	\$
				District I—						
	3488	1	594 0101	Salaries	547,406.99					
	3489	1	594 0103	Other Personal Services	7,363.27					
	3490	1	594 0104	Expenses	225,368.44					
	3491	1	594 0106	Operating Capital Outlay	26,268.84					
	3492	1	594 0107	Food Products	35,679.34					
	3493	1	594 0110	Special Categories—Contracted Services	5,053.61					
	3494	1	594 0120	Special Categories—Operation Involvement	171,127.00					
				District II—						
	3495	1	594 0201	Salaries	748,203.63					
	3496	1	594 0203	Other Personal Services	4,971.64					
	3497	1	594 0204	Expenses	224,930.29					
	3498	1	594 0206	Operating Capital Outlay	34,242.24					
	3499	1	594 0207	Food Products	51,210.54					
	3500	1	594 0210	Special Categories—Contracted Services	6,060.04					
	3501	1	594 0220	Special Categories—Operation Involvement	62,733.00					
				District III—						
	3502	1	594 0301	Salaries	703,191.67					
	3503	1	594 0303	Other Personal Services	9,048.67					
	3504	1	594 0304	Expenses	212,958.79					
	3505	1	594 0306	Operating Capital Outlay	31,801.85					
	3506	1	594 0307	Food Products	20,988.69					
	3507	1	594 0310	Special Categories—Contracted Services	181,102.19					
				District IV—						
	3508	1	594 0401	Salaries	1,775,147.08					
	3509	1	594 0403	Other Personal Services	22,565.52					

**STATEMENT OF FUNCTIONAL DISBURSEMENTS
BY DEPARTMENTS, APPROPRIATIONS, AND ACCOUNTS**

EXPENDITURES						NON-OPERATING EXPENDITURES					Line No.
Public Welfare	Education	Parks, Monuments & Memorials	Correctional Institutions	Retirements, Pensions and Relief Acts	Total Operating Expenditures	Aid to Cities, Counties and Others	Investments	County and Other Debt Service	Transfers, Refunds and Other Non-Operating	Total Non-Operating Expenditures	
\$ 455,554.89					\$ 455,554.89						3450
60,452.86					60,452.86						3451
422,495.40					422,495.40						3452
10,972.77					10,972.77						3453
8,391.32					8,391.32						3454
83,610.87					83,610.87						3455
321,153.47					321,153.47						3456
54,388.28					54,388.28						3457
158,959.66					158,959.66						3458
4,039.52					4,039.52						3459
28,391.72					28,391.72						3460
33,147.14					33,147.14						3461
390,144.44					390,144.44						3462
91,083.45					91,083.45						3463
305,317.33					305,317.33						3464
6,949.27					6,949.27						3465
76,752.89					76,752.89						3466
48,197.77					48,197.77						3467
276,893.07					276,893.07						3468
48,696.32					48,696.32						3469
210,983.95					210,983.95						3470
5,581.44					5,581.44						3471
41,290.27					41,290.27						3472
45,016.26					45,016.26						3473
310,463.63					310,463.63						3474
51,734.08					51,734.08						3475
190,119.01					190,119.01						3476
2,892.45					2,892.45						3477
32,959.83					32,959.83						3478
52,609.51					52,609.51						3479
823,583.78					823,583.78						3480
92,178.13					92,178.13						3481
1,300,780.47					1,300,780.47						3482
15,842.51					15,842.51						3483
24,711.89					24,711.89						3484
297,999.21					297,999.21						3485
\$ 16,810,185.04					\$ 16,810,185.04				\$ 29,806,466.67	\$ 29,806,466.67	3486
			\$ 641,970.04		\$ 641,970.04						3487
			547,406.99		547,406.99						3488
			7,363.27		7,363.27						3489
			225,368.44		225,368.44						3490
			26,268.84		26,268.84						3491
			35,679.34		35,679.34						3492
			5,053.61		5,053.61						3493
			171,127.00		171,127.00						3494
			748,203.63		748,203.63						3495
			4,971.64		4,971.64						3496
			224,930.29		224,930.29						3497
			34,242.24		34,242.24						3498
			51,210.54		51,210.54						3499
			6,060.04		6,060.04						3500
			62,733.00		62,733.00						3501
			703,191.67		703,191.67						3502
			9,048.67		9,048.67						3503
			212,958.79		212,958.79						3504
			31,801.85		31,801.85						3505
			20,988.69		20,988.69						3506
			181,102.19		181,102.19						3507
			1,775,147.08		1,775,147.08						3508
			22,565.52		22,565.52						3509

**STATEMENT OF FUNCTIONAL DISBURSEMENTS
BY DEPARTMENTS, APPROPRIATIONS, AND ACCOUNTS**

Line No.	Fund No.	Dept. and Div. No.	Acct. No.	NAME OF APPROPRIATION OR ACCOUNT	Total Expenditures	OPERATING				
						General Government	Protection to Persons and Property	Hospitals, Health and Sanitation	Development & Conservation of Natural Resources	Highways
		590-804		HEALTH AND REHABILITATIVE SERVICES,						
				DEPARTMENT OF (Continued)						
		594		Division of Youth Services: (Continued)						
				District IV—(Continued)						
3510	1	594	0404	Expenses	\$ 639,625.11	\$	\$	\$	\$	\$
3511	1	594	0406	Operating Capital Outlay	43,699.76					
3512	1	594	0407	Food Products	146,710.75					
3513	1	594	0410	Special Categories—Contracted Services	42,602.20					
				District V—						
3514	1	594	0501	Salaries	1,085,465.19					
3515	1	594	0503	Other Personal Services	1,119.30					
3516	1	594	0504	Expenses	274,365.09					
3517	1	594	0506	Operating Capital Outlay	44,479.72					
3518	1	594	0507	Food Products	57,237.91					
3519	1	594	0510	Special Categories—Contracted Services	400,083.00					
				District VI—						
3520	1	594	0601	Salaries	1,303,878.88					
3521	1	594	0603	Other Personal Services	14,184.40					
3522	1	594	0604	Expenses	369,205.82					
3523	1	594	0606	Operating Capital Outlay	36,130.31					
3524	1	594	0607	Food Products	89,869.15					
3525	1	594	0610	Special Categories—Contracted Services	21,685.20					
				District VII—						
3526	1	594	0701	Salaries	1,417,015.40					
3527	1	594	0703	Other Personal Services	8,054.70					
3528	1	594	0704	Expenses	469,274.44					
3529	1	594	0706	Operating Capital Outlay	53,089.40					
3530	1	594	0707	Food Products	83,119.75					
3531	1	594	0710	Special Categories—Contracted Services	1,766.37					
				District VIII—						
3532	1	594	0801	Salaries	1,408,784.73					
3533	1	594	0803	Other Personal Services	4,474.51					
3534	1	594	0804	Expenses	354,600.20					
3535	1	594	0806	Operating Capital Outlay	35,806.69					
3536	1	594	0807	Food Products	35,813.01					
3537	1	594	0810	Special Categories—Contracted Services	7,260.24					
				District IX—						
3538	1	594	0901	Salaries	1,094,969.34					
3539	1	594	0903	Other Personal Services	44,703.73					
3540	1	594	0904	Expenses	396,322.89					
3541	1	594	0906	Operating Capital Outlay	35,005.13					
3542	1	594	0907	Food Products	72,429.66					
3543	1	594	0910	Special Categories—Contracted Services	2,154.11					
				District X—						
3544	1	594	1001	Salaries	1,025,465.16					
3545	1	594	1003	Other Personal Services	3,384.30					
3546	1	594	1004	Expenses	346,751.21					
3547	1	594	1006	Operating Capital Outlay	36,434.77					
3548	1	594	1007	Food Products	61,103.97					
3549	1	594	1010	Special Categories—Contracted Services	5,248.00					
				District XI—						
3550	1	594	1101	Salaries	2,069,730.39					
3551	1	594	1103	Other Personal Services	67,311.28					
3552	1	594	1104	Expenses	847,102.84					
3553	1	594	1106	Operating Capital Outlay	34,146.70					
3554	1	594	1107	Food Products	114,883.23					
3555	1	594	1110	Special Categories—Contracted Services	243,105.39					
				District XII—						
3556	1	594	1210	Special Categories—Contracted Services	1,278,662.00					
				Control—Institutions—						
3557	1	594	2099	Certifications Forward	228,043.00					
				Dozier School for Boys—Institutions—						
3558	1	594	2201	Salaries	2,137,888.26					
3559	1	594	2203	Other Personal Services	17,658.92					
3560	1	594	2204	Expenses	515,836.35					
3561	1	594	2206	Operating Capital Outlay	39,061.81					
3562	1	594	2207	Food Products	130,740.46					
				Jacksonville Youth Development Center—Institutions—						
3563	1	594	2301	Salaries	393,282.16					
3564	1	594	2303	Other Personal Services	6,000.00					
3565	1	594	2304	Expenses	71,480.36					
3566	1	594	2306	Operating Capital Outlay	5,938.04					
3567	1	594	2307	Food Products	34,361.70					
				Florida School for Boys—Institutions—						
3568	1	594	2401	Salaries	2,115,127.62					
3569	1	594	2403	Other Personal Services	37,191.73					
3570	1	594	2404	Expenses	528,863.71					
3571	1	594	2406	Operating Capital Outlay	48,469.29					
3572	1	594	2407	Food Products	187,405.89					
				Alice D. McPherson School for Girls—Institutions—						
3573	1	594	2501	Salaries	1,193,483.69					
3574	1	594	2503	Other Personal Services	18,971.00					
3575	1	594	2504	Expenses	395,275.31					

**STATEMENT OF FUNCTIONAL DISBURSEMENTS
BY DEPARTMENTS, APPROPRIATIONS, AND ACCOUNTS**

EXPENDITURES						NON-OPERATING EXPENDITURES					Line No.
Public Welfare	Education	Parks, Monuments & Memorials	Correctional Institutions	Retirements, Pensions and Relief Acts	Total Operating Expenditures	Aid to Cities, Counties and Others	Investments	County and Other Debt Service	Transfers, Refunds and Other Non-Operating	Total Non-Operating Expenditures	
\$	\$	\$	\$ 639,825.11	\$	\$ 639,825.11	\$	\$	\$	\$	\$	3510
			43,699.76		43,699.76						3511
			146,710.75		146,710.75						3512
			42,602.20		42,602.20						3513
			1,085,465.19		1,085,465.19						3514
			1,119.30		1,119.30						3515
			274,365.09		274,365.09						3516
			44,479.72		44,479.72						3517
			57,237.91		57,237.91						3518
			400,083.00		400,083.00						3519
			1,303,878.88		1,303,878.88						3520
			14,184.40		14,184.40						3521
			369,205.82		369,205.82						3522
			36,130.31		36,130.31						3523
			89,869.15		89,869.15						3524
			21,685.20		21,685.20						3525
			1,417,015.40		1,417,015.40						3526
			6,054.70		6,054.70						3527
			469,274.44		469,274.44						3528
			53,089.40		53,089.40						3529
			83,119.75		83,119.75						3530
			1,766.37		1,766.37						3531
			1,408,784.73		1,408,784.73						3532
			4,474.51		4,474.51						3533
			354,600.20		354,600.20						3534
			35,806.69		35,806.69						3535
			35,813.01		35,813.01						3536
			7,260.24		7,260.24						3537
			1,094,969.34		1,094,969.34						3538
			44,703.73		44,703.73						3539
			396,322.89		396,322.89						3540
			35,005.13		35,005.13						3541
			72,429.68		72,429.68						3542
			2,154.11		2,154.11						3543
			1,025,465.16		1,025,465.16						3544
			3,384.30		3,384.30						3545
			346,751.21		346,751.21						3546
			36,434.77		36,434.77						3547
			61,103.97		61,103.97						3548
			5,248.00		5,248.00						3549
			2,069,730.39		2,069,730.39						3550
			67,311.28		67,311.28						3551
			847,102.84		847,102.84						3552
			34,146.70		34,146.70						3553
			114,883.23		114,883.23						3554
			243,105.39		243,105.39						3555
			1,278,662.00		1,278,662.00						3556
			228,043.00		228,043.00						3557
			2,137,888.26		2,137,888.26						3558
			17,658.92		17,658.92						3559
			515,836.35		515,836.35						3560
			39,061.81		39,061.81						3561
			130,740.46		130,740.46						3562
			393,282.16		393,282.16						3563
			6,000.00		6,000.00						3564
			71,480.36		71,480.36						3565
			5,938.04		5,938.04						3566
			34,361.70		34,361.70						3567
			2,115,127.82		2,115,127.82						3568
			37,191.73		37,191.73						3569
			528,863.71		528,863.71						3570
			48,469.29		48,469.29						3571
			187,405.89		187,405.89						3572
			1,193,483.89		1,193,483.89						3573
			18,971.00		18,971.00						3574
			395,275.31		395,275.31						3575

**STATEMENT OF FUNCTIONAL DISBURSEMENTS
BY DEPARTMENTS, APPROPRIATIONS, AND ACCOUNTS**

Line No.	Fund No.	Dept. and Div. No.	Acct No	NAME OF APPROPRIATION OR ACCOUNT	Total Expenditures	OPERATING					
						General Government	Protection to Persons and Property	Hospitals, Health and Sanitation	Development & Conservation of Natural Resources	Highways	
		590-604	HEALTH AND REHABILITATIVE SERVICES, DEPARTMENT OF (Continued)								
		594	Division of Youth Services: (Continued)								
				Alice D. McPherson School for Girls—Institutions—(Continued)							
3576	1	594	2506	Operating Capital Outlay	\$ 24,869.71	\$	\$	\$	\$	\$	
3577	1	594	2507	Food Product	43,722.32						
				Lancaster Youth Development Center—Institutions—							
3578	1	594	2601	Salaries	10,770.78						
				Jacksonville Youth Development Center—Institutions—							
3579	1	594	2958	Equipment Replacement Youth Training Schools	4,858.38						
				Florida School for Boys—Institutions—							
3580	1	594	3058	Equipment Replacement Youth Training Schools	60,690.96						
				Alice D. McPherson School for Girls—Institutions—							
3581	1	594	3158	Equipment Replacement Youth Training Schools	18,046.57						
				Dozier School for Boys—Institutions—							
3582	1	594	3358	Equipment Replacement Youth Training Schools	5,787.88						
3583	1	594	4108	FCO—Juvenile Detention Center—Jacksonville	113,149.70						
3584	1	594	4116	FCO—Detention Center West Palm Beach	21,564.92						
3585	1	594	4128	FCO—Detention Center—Orlando	34,308.63						
3586	1	594	4138	FCO—Juvenile Detention Center—Pinellas	40,613.10						
3587	1	594	4148	FCO—Juvenile Detention Center—Tampa	79,831.58						
3588	1	594	4158	FCO—Planning Construction and Development	1,899.34						
3589	1	594	4178	FCO—Planning Detention Center—Broward County	1,312,179.34						
3590	1	594	4188	FCO—Juvenile Detention Center—Lee County	30,125.28						
3591	1	594	4198	FCO—Juvenile Detention Center—Polk County	689,927.15						
3592	1	594	4208	FCO—Polk Start Center	22,221.76						
3593	1	594	4238	FCO—Renovation of Locking System	40,360.97						
3594	1	594	5006	FCO—Reappropriation Lee Detention Center	980,476.36						
				Federal Aid Trust Fund—							
3595	2	594	0212	Transfers	6,163.07						
				Grants and Donations Trust Fund—							
3596	2	594	0312	Transfers	226,487.79						
				Control—							
				Grants and Donations Trust Fund—							
3597	2	594	2511	Refunds	48,017.96						
3598	2	594	2512	Transfers	1,530,740.00						
3599	2	594	2599	Certifications Forward	181,549.41						
				District I—							
				Grants and Donations Trust Fund—							
3600	2	594	2601	Salaries	77,071.15						
3601	2	594	2604	Expenses	6,932.00						
3602	2	594	2607	Food Products	20,838.39						
3603	2	594	2610	Special Categories—Contracted Services	17,385.96						
				District II—							
				Grants and Donations Trust Fund—							
3604	2	594	2701	Salaries	70,208.49						
3605	2	594	2703	Other Personal Services	372.00						
3606	2	594	2704	Expenses	10,231.84						
3607	2	594	2706	Operating Capital Outlay	2,693.66						
3608	2	594	2707	Food Products	18,617.45						
3609	2	594	2710	Special Categories—Contracted Services	132,829.44						
3610	2	594	2771	Special Categories—CETA Personal Service	55,905.16						
				District III—							
				Grants and Donations Trust Fund—							
3611	2	594	2801	Salaries	109,273.27						
3612	2	594	2803	Other Personal Services	2,212.21						
3613	2	594	2804	Expenses	11,920.19						
3614	2	594	2806	Operating Capital Outlay	4,814.32						
3615	2	594	2807	Food Products	19,410.01						
3616	2	594	2810	Special Categories—Contracted Services	301,600.36						
3617	2	594	2871	Special Categories—CETA Personal Services	65,312.33						
				District IV—							
				Grants and Donations Trust Fund—							
3618	2	594	2901	Salaries	44,434.86						
3619	2	594	2906	Expenses	9,350.79						
3620	2	594	2907	Operating Capital Outlay	7,524.96						
3621	2	594	2907	Food Products	46,004.16						
3622	2	594	2910	Special Categories—Contracted Services	287,780.01						
3623	2	594	2971	Special Categories—CETA Personal Services	19,575.25						
				District V—							
				Grants and Donations Trust Fund—							
3624	2	594	3001	Salaries	134,932.88						
3625	2	594	3004	Expenses	28,289.82						
3626	2	594	3006	Operating Capital Outlay	7,536.03						
3627	2	594	3007	Food Products	26,635.19						
3628	2	594	3010	Special Categories—Contracted Services	77,630.12						
3629	2	594	3071	Special Categories—CETA Personal Services	129,790.97						
				District VI—							
				Grants and Donations Trust Fund—							
3630	2	594	3101	Salaries	262,668.72						
3631	2	594	3104	Expenses	27,547.84						
3632	2	594	3106	Operating Capital Outlay	5,792.47						
3633	2	594	3107	Food Products	47,666.75						
3634	2	594	3110	Special Categories—Contracted Services	170,179.41						

**STATEMENT OF FUNCTIONAL DISBURSEMENTS
BY DEPARTMENTS, APPROPRIATIONS, AND ACCOUNTS**

EXPENDITURES						NON-OPERATING EXPENDITURES					Line No.
Public Welfare	Education	Parks, Monuments & Memorials	Correctional Institutions	Retirements, Pensions and Relief Acts	Total Operating Expenditures	Aid to Cities, Counties and Others	Investments	County and Other Debt Service	Transfers Refunds and Other Non-Operating	Total Non-Operating Expenditures	
\$	\$	\$	\$ 24,869.71	\$	\$ 24,869.71	\$	\$	\$	\$	\$	3576
			43,722.32		43,722.32						3577
			10,770.78		10,770.78						3578
			4,858.38		4,858.38						3579
			60,690.96		60,690.96						3580
			18,046.57		18,046.57						3581
			5,787.88		5,787.88						3582
			113,149.70		113,149.70						3583
			21,564.92		21,564.92						3584
			34,308.63		34,308.63						3585
			40,613.10		40,613.10						3586
			79,831.58		79,831.58						3587
			1,899.34		1,899.34						3588
			1,312,179.34		1,312,179.34						3589
			30,125.28		30,125.28						3590
			689,927.15		689,927.15						3591
			22,221.76		22,221.76						3592
			40,360.97		40,360.97						3593
			980,476.36		980,476.36						3594
								6,163.07		6,163.07	3595
								226,487.79		226,487.79	3596
								48,017.96		48,017.96	3597
								1,530,740.00		1,530,740.00	3598
			181,549.41		181,549.41						3599
			77,071.15		77,071.15						3600
			6,932.00		6,932.00						3601
			20,838.39		20,838.39						3602
			17,385.96		17,385.96						3603
			70,208.49		70,208.49						3604
			372.00		372.00						3605
			10,231.84		10,231.84						3606
			2,693.66		2,693.66						3607
			18,617.45		18,617.45						3608
			132,829.44		132,829.44						3609
			55,905.16		55,905.16						3610
			109,273.27		109,273.27						3611
			2,212.21		2,212.21						3612
			11,920.19		11,920.19						3613
			4,814.32		4,814.32						3614
			19,410.01		19,410.01						3615
			301,600.36		301,600.36						3616
			65,312.33		65,312.33						3617
			44,434.86		44,434.86						3618
			9,350.79		9,350.79						3619
			7,524.96		7,524.96						3620
			46,004.16		46,004.16						3621
			287,780.01		287,780.01						3622
			19,575.25		19,575.25						3623
			134,932.88		134,932.88						3624
			28,289.82		28,289.82						3625
			7,536.03		7,536.03						3626
			26,635.19		26,635.19						3627
			77,630.12		77,630.12						3628
			129,790.97		129,790.97						3629
			262,668.72		262,668.72						3630
			27,547.84		27,547.84						3631
			5,792.47		5,792.47						3632
			47,666.75		47,666.75						3633
			170,179.41		170,179.41						3634

**STATEMENT OF FUNCTIONAL DISBURSEMENTS
BY DEPARTMENTS, APPROPRIATIONS, AND ACCOUNTS**

Line No.	Fund No.	Dept. and Div. No.	Acct. No.	NAME OF APPROPRIATION OR ACCOUNT	Total Expenditures	OPERATING				
						General Government	Protection to Persons and Property	Hospitals, Health and Sanitation	Development & Conservation of Natural Resources	Highways
		590-604	HEALTH AND REHABILITATIVE SERVICES, DEPARTMENT OF (Continued)							
		594	Division of Youth Services: (Continued)							
		District VII—								
		Grants and Donations Trust Fund—								
3635	2	594	3201	Salaries	\$ 8,532.72	\$	\$	\$	\$	\$
3636	2	594	3203	Other Personal Services	297.60					
3637	2	594	3204	Expenses	1,896.57					
3638	2	594	3206	Operating Capital Outlay	1,616.50					
3639	2	594	3207	Food Products	40,308.38					
3640	2	594	3210	Special Categories—Contracted Services	159,468.94					
3641	2	594	3271	Special Categories—CETA Personal Services	118,675.12					
		District VIII—								
		Grants and Donations Trust Fund—								
3642	2	594	3301	Salaries	191,177.79					
3643	2	594	3304	Expenses	25,748.01					
3644	2	594	3306	Operating Capital Outlay	403.57					
3645	2	594	3307	Food Products	54,188.69					
3646	2	594	3310	Special Categories—Contracted Services	72,044.26					
3647	2	594	3371	Special Categories—CETA Personal Services	87,035.72					
		District IX—								
		Grants and Donations Trust Fund—								
3648	2	594	3401	Salaries	32,670.67					
3649	2	594	3403	Other Personal Services	10,443.10					
3650	2	594	3404	Expenses	13,240.05					
3651	2	594	3406	Operating Capital Outlay	4,182.64					
3652	2	594	3407	Food Products	61,970.37					
3653	2	594	3410	Special Categories—Contracted Services	13,201.71					
3654	2	594	3471	Special Categories—CETA Personal Services	8,112.25					
		District X—								
		Grants and Donations Trust Fund—								
3655	2	594	3501	Salaries	110,022.17					
3656	2	594	3504	Expenses	17,829.24					
3657	2	594	3507	Food Products	28,180.71					
3658	2	594	3510	Special Categories—Contracted Services	62,422.70					
3659	2	594	3571	Special Categories—CETA Personal Services	216,084.79					
		District XI—								
		Grants and Donations Trust Fund—								
3660	2	594	3601	Salaries	207,958.45					
3661	2	594	3604	Expenses	19,828.39					
3662	2	594	3607	Food Products	77,067.99					
3663	2	594	3610	Special Categories—Contracted Services	64,575.49					
3664	2	594	3671	Special Categories—CETA Personal Services	79,488.75					
		District XII—								
		Grants and Donations Trust Fund—								
3665	2	594	3710	Special Categories—Contracted Services	32,330.19					
		Control—Institutions—								
		Grants and Donations Trust Fund—								
3666	2	594	4011	Refunds	358.29					
		Dozier School for Boys—Institutions—								
		Grants and Donations Trust Fund—								
3667	2	594	4201	Salaries	112,501.82					
3668	2	594	4204	Expenses	6,234.23					
3669	2	594	4206	Operating Capital Outlay	13,101.42					
3670	2	594	4207	Food Products	60,327.24					
3671	2	594	4299	Certifications Forward	10,969.11					
		Jacksonville Youth Development Center—Institutions—								
		Grants and Donations Trust Fund—								
3672	2	594	4307	Food Products	12,570.14					
		Florida School for Boys—Institutions—								
		Grants and Donations Trust Fund—								
3673	2	594	4401	Salaries	240,461.14					
3674	2	594	4404	Expenses	4,418.54					
3675	2	594	4406	Operating Capital Outlay	2,662.49					
3676	2	594	4407	Food Products	85,047.37					
3677	2	594	4499	Certifications Forward	28,088.58					
		Alice D. McPherson School for Girls—Institutions—								
		Grants and Donations Trust Fund—								
3678	2	594	4501	Salaries	64,936.49					
3679	2	594	4504	Expenses	10,951.41					
3680	2	594	4506	Operating Capital Outlay	7,325.31					
3681	2	594	4507	Food Products	35,249.00					
3682	2	594	4571	Special Categories—CETA Personal Services	96,214.37					
3683	2	594	4599	Certifications Forward	28,231.87					
		Lancaster Youth Development Center—Institutions—								
		Grants and Donations Trust Fund—								
3684	2	594	4699	Certifications Forward	1,537.64					
		Control—								
		Federal Aid Trust Fund—								
3685	2	594	7012	Transfers	257,235.47					
		Dozier School for Boys—Institutions—								
		Federal Aid Trust Fund—								
3686	2	594	7201	Salaries	974,747.89					

**STATEMENT OF FUNCTIONAL DISBURSEMENTS
BY DEPARTMENTS, APPROPRIATIONS, AND ACCOUNTS**

EXPENDITURES						NON-OPERATING EXPENDITURES					Line No.
Public Welfare	Education	Parks, Monuments & Memorials	Correctional Institutions	Retirements, Pensions and Relief Acts	Total Operating Expenditures	Aid to Cities, Counties and Others	Investments	County and Other Debt Service	Transfers, Refunds and Other Non-Operating	Total Non-Operating Expenditures	
\$	\$	\$	\$	\$	\$	\$	\$	\$	\$	\$	3635
			8,532.72		8,532.72						3636
			297.60		297.60						3637
			1,896.57		1,896.57						3638
			1,616.50		1,616.50						3639
			40,308.38		40,308.38						3640
			159,468.94		159,468.94						3641
			118,675.12		118,675.12						3642
			191,177.79		191,177.79						3643
			25,748.01		25,748.01						3644
			403.57		403.57						3645
			54,188.69		54,188.69						3646
			72,044.26		72,044.26						3647
			87,035.72		87,035.72						3648
			32,670.67		32,670.67						3649
			10,443.10		10,443.10						3650
			13,240.05		13,240.05						3651
			4,182.64		4,182.64						3652
			61,970.37		61,970.37						3653
			13,201.71		13,201.71						3654
			8,112.25		8,112.25						3655
			110,022.17		110,022.17						3656
			17,829.24		17,829.24						3657
			28,180.71		28,180.71						3658
			62,422.70		62,422.70						3659
			216,084.79		216,084.79						3660
			207,958.45		207,958.45						3661
			19,828.39		19,828.39						3662
			77,067.99		77,067.99						3663
			64,575.49		64,575.49						3664
			79,488.75		79,488.75						3665
			32,330.19		32,330.19						3666
									358.29	358.29	3667
			112,501.82		112,501.82						3668
			6,234.23		6,234.23						3669
			13,101.42		13,101.42						3670
			60,327.24		60,327.24						3671
			10,969.11		10,969.11						3672
			12,570.14		12,570.14						3673
			240,461.14		240,461.14						3674
			4,418.54		4,418.54						3675
			2,662.49		2,662.49						3676
			85,047.37		85,047.37						3677
			28,088.58		28,088.58						3678
			64,936.49		64,936.49						3679
			10,951.41		10,951.41						3680
			7,325.31		7,325.31						3681
			35,249.00		35,249.00						3682
			96,214.37		96,214.37						3683
			28,231.87		28,231.87						3684
			1,537.64		1,537.64						3685
									257,235.47	257,235.47	3686
			974,747.89		974,747.89						3688

**STATEMENT OF FUNCTIONAL DISBURSEMENTS
BY DEPARTMENTS, APPROPRIATIONS, AND ACCOUNTS**

Line No.	Fund No.	Dept. and Div. No.	Acct. No.	NAME OF APPROPRIATION OR ACCOUNT	Total Expenditures	OPERATING				
						General Government	Protection to Persons and Property	Hospitals, Health and Sanitation	Development & Conservation of Natural Resources	Highways
		590-604		HEALTH AND REHABILITATIVE SERVICES, DEPARTMENT OF (Continued)						
		594		Division of Youth Services: (Continued)						
				Florida School for Boys—Institutions— Federal Aid Trust Fund—						
3687	2	594	7401	Salaries	\$ 1,078,419.14					
3688	2	594	7499	Certifications Forward	3,518.06					
				Alice D. McPherson School for Girls—Institutions— Federal Aid Trust Fund—						
3689	2	594	7501	Salaries	567,912.45					
				Control— Federal Aid Trust Fund Title XX—						
3690	2	594	8512	Transfers	164,185.41					
3691	2	594	8592	Reissues	66.33					
3692	2	594	8599	Certifications Forward	160,517.77					
				District I— Federal Aid Trust Fund Title XX—						
3693	2	594	8601	Salaries	335,326.80					
3694	2	594	8604	Expenses	39,973.42					
3695	2	594	8699	Certifications Forward	11,856.20					
				District II— Federal Aid Trust Fund Title XX—						
3696	2	594	8701	Salaries	406,341.81					
3697	2	594	8704	Expenses	67,274.31					
3698	2	594	8799	Certifications Forward	17,136.80					
				District III— Federal Aid Trust Fund Title XX—						
3699	2	594	8801	Salaries	332,225.86					
3700	2	594	8804	Expenses	29,238.79					
3701	2	594	8899	Certifications—Forward	97,764.06					
				District IV— Federal Aid Trust Fund Title XX—						
3702	2	594	8901	Salaries	765,768.01					
3703	2	594	8904	Expenses	168,616.15					
				District V— Federal Aid Trust Fund Title XX—						
3704	2	594	9001	Salaries	402,632.61					
3705	2	594	9004	Expenses	25,420.37					
3706	2	594	9099	Certifications Forward	378.18					
				District VI— Federal Aid Trust Fund Title XX—						
3707	2	594	9101	Salaries	731,172.14					
3708	2	594	9104	Expenses	70,463.90					
3709	2	594	9199	Certifications Forward	35,897.76					
				District VII— Federal Aid Trust Fund Title XX—						
3710	2	594	9201	Salaries	562,561.54					
3711	2	594	9204	Expenses	52,235.42					
3712	2	594	9299	Certifications Forward	446.27					
				District VIII— Federal Aid Trust Fund Title XX—						
3713	2	594	9301	Salaries	506,975.55					
3714	2	594	9304	Expenses	77,345.58					
3715	2	594	9399	Certifications Forward	13,852.35					
				District IX— Federal Aid Trust Fund Title XX—						
3716	2	594	9401	Salaries	438,124.96					
3717	2	594	9404	Expenses	66,380.51					
3718	2	594	9499	Certifications Forward	52,748.64					
				District X— Federal Aid Trust Fund Title XX—						
3719	2	594	9501	Salaries	480,027.93					
3720	2	594	9504	Expenses	63,757.67					
3721	2	594	9599	Certifications Forward	21,908.62					
				District XI— Federal Aid Trust Fund Title XX—						
3722	2	594	9601	Salaries	877,427.02					
3723	2	594	9604	Expenses	138,164.29					
3724	2	594	9699	Certifications Forward	44,400.31					
3725				Total Division of Youth Services	\$ 50,652,756.18	\$	\$	\$	\$	\$
		595		Division of Mental Health Services:						
				District I—						
3726	1	595	0129	Lump Sum—District Priority Projects	\$ 34,733.00	\$	\$	\$ 34,733.00	\$	\$
3727	1	595	0130	Aid to Local Governmental Health Services	765,274.00					
		595	0131	Aid to Local Government—Purchase Client Services— Drug Abuse	44,885.00					
3728										
3729	1	595	0132	Aid to Local Government Community Alcoholic Services	283,077.00					
		595	0133	Aid to Local Government—Purchased Client Services— Adolescents and Children	8,737.50					
3730										
3731	1	595	0134	Aid to Local Government—Purchased Client Services	288,504.11					
3732	1	595	0137	Aid to Local Government—Community Drug Abuse Services	161,735.69					

**STATEMENT OF FUNCTIONAL DISBURSEMENTS
BY DEPARTMENTS, APPROPRIATIONS, AND ACCOUNTS**

EXPENDITURES						NON-OPERATING EXPENDITURES					Line No.
Public Welfare	Education	Parks, Monuments & Memorials	Correctional Institutions	Retirements, Pensions and Relief Acts	Total Operating Expenditures	Aid to Cities, Counties and Others	Investments	County and Other Debt Service	Transfers, Refunds and Other Non-Operating	Total Non-Operating Expenditures	
\$	\$	\$	\$ 1,078,419.14	\$	\$ 1,078,419.14	\$	\$	\$	\$	\$	3687
			3,518.06		3,518.06						3688
			567,912.45		567,912.45						3689
									164,185.41	164,185.41	3690
									66.33	66.33	3691
			160,517.77		160,517.77						3692
			335,326.80		335,326.80						3693
			39,973.42		39,973.42						3694
			11,856.20		11,856.20						3695
			406,341.81		406,341.81						3696
			67,274.31		67,274.31						3697
			17,136.80		17,136.80						3698
			332,225.86		332,225.86						3699
			29,238.79		29,238.79						3700
			97,764.06		97,764.06						3701
			765,768.01		765,768.01						3702
			168,616.15		168,616.15						3703
			402,632.61		402,632.61						3704
			25,420.37		25,420.37						3705
			378.18		378.18						3706
			731,172.14		731,172.14						3707
			70,463.90		70,463.90						3708
			35,897.76		35,897.76						3709
			562,561.54		562,561.54						3710
			52,235.42		52,235.42						3711
			446.27		446.27						3712
			506,975.55		506,975.55						3713
			77,345.58		77,345.58						3714
			13,852.35		13,852.35						3715
			438,124.96		438,124.96						3716
			66,380.51		66,380.51						3717
			52,748.64		52,748.64						3718
			480,027.93		480,027.93						3719
			63,757.67		63,757.67						3720
			21,908.62		21,908.62						3721
			877,427.02		877,427.02						3722
			138,164.29		138,164.29						3723
			44,400.31		44,400.31						3724
\$	\$	\$	\$ 48,419,501.86	\$	\$ 48,419,501.86	\$	\$	\$	\$ 2,233,254.32	\$ 2,233,254.32	3725
\$	\$	\$	\$	\$	\$ 34,733.00	\$	\$	\$	\$	\$	3726
									765,274.00	765,274.00	3727
									44,885.00	44,885.00	3728
									283,077.00	283,077.00	3729
									8,737.50	8,737.50	3730
									288,504.11	288,504.11	3731
									161,735.69	161,735.69	3732

**STATEMENT OF FUNCTIONAL DISBURSEMENTS
BY DEPARTMENTS, APPROPRIATIONS, AND ACCOUNTS**

Line No.	Fund No.	Dept. and Div. No.	Acct. No.	NAME OF APPROPRIATION OR ACCOUNT	Total Expenditures	OPERATING				
						General Government	Protection to Persons and Property	Hospitals, Health and Sanitation	Development & Conservation of Natural Resources	Highways
590-604 HEALTH AND REHABILITATIVE SERVICES.										
DEPARTMENT OF (Continued)										
595 Division of Mental Health Services: (Continued)										
District I— (Continued)										
3733	1	595	0196	Certifications Forward—Aid to Local Government	\$ 101,986.47	\$	\$	\$	\$	\$
District II—										
3734	1	595	0229	Lump Sum—District Priority Projects	37,949.78			37,949.78		
3735	1	595	0230	Aid to Local Government—Mental Health Services	919,386.59					
	1	595	0231	Aid to Local Government—Purchase Client Services— Drug Abuse	40,194.00					
3736	1	595	0232	Aid to Local Government—Community Alcoholic Services	177,727.82					
3737	1	595	0233	Aid to Local Government—Purchased Client Services— Adolescents and Children	16,375.50					
3739	1	595	0234	Aid to Local Government—Purchased Client Services	922,384.59					
3740	1	595	0234	Aid to Local Government—Indigent Psychiatric Medication Program	923,187.42					
3741	1	595	0237	Aid to Local Government—Community Drug Abuse Service	129,034.30					
3742	1	595	0239	Aid to Local Government—Community Health Services—Children	134,032.50					
3743	1	595	0296	Certifications Forward—Aid to Local Government	245,065.06					
District III—										
3744	1	595	0329	Lump Sum—District Priority Projects	32,666.17			32,666.17		
3745	1	595	0330	Aid to Local Government—Community Health Services	939,256.00					
	1	595	0331	Aid to Local Government—Purchase Client Services— Drug Abuse	8,055.00					
3746	1	595	0332	Aid to Local Government—Community Alcoholic Services	213,929.00					
3747	1	595	0333	Aid to Local Government—Purchased Client Services— Adolescents and Children	19,695.00					
3749	1	595	0334	Aid to Local Government—Purchased Client Services	663,059.52					
3750	1	595	0337	Aid to Local Government—Community Drug Abuse Services	161,306.80					
3751	1	595	0339	Aid to Local Government—Community Health Services—Children	174,778.50					
3752	1	595	0396	Certifications Forward—Aid to Local Government	166,515.54					
District IV—										
3753	1	595	0429	Lump Sum—District Priority Projects	76,875.00			76,875.00		
3754	1	595	0430	Aid to Local Government—Mental Health Services	1,634,904.03					
	1	595	0431	Aid to Local Government—Purchase Client Services— Drug Abuse	26,120.00					
3755	1	595	0432	Aid to Local Government—Community Alcoholic Services	661,918.15					
3756	1	595	0433	Aid to Local Government—Purchased Client Services— Adolescents and Children	98,943.42					
3758	1	595	0434	Aid to Local Government—Purchased Client Services	1,375,843.69					
3759	1	595	0437	Aid to Local Government—Community Drug Abuse Services	449,961.11					
3760	1	595	0496	Certifications Forward—Aid to Local Government	501,035.55					
District V—										
3761	1	595	0529	Lump Sum—District Priority Projects	39,112.00			39,112.00		
3762	1	595	0530	Aid to Local Government—Community Health Services	1,387,490.31					
	1	595	0531	Aid to Local Government—Purchase Client Services— Drug Abuse	42,307.34					
3763	1	595	0532	Aid to Local Government—Community Alcoholic Services	306,160.00					
3764	1	595	0533	Aid to Local Government—Purchased Client Services— Adolescents and Children	18,286.35					
3766	1	595	0534	Aid to Local Government—Purchased Client Services	1,253,467.69					
3767	1	595	0537	Aid to Local Government—Community Drug Abuse Services	164,857.31					
3768	1	595	0596	Certifications Forward—Aid to Local Government	399,384.53					
District VI—										
3769	1	595	0629	Lump Sum—District Priority Projects	111,667.50			111,667.50		
3770	1	595	0630	Aid to Local Government—Community Mental Health Services	1,120,513.95					
	1	595	0631	Aid to Local Government—Purchase Client Services— Drug Abuse	28,716.00					
3771	1	595	0632	Aid to Local Government—Community Alcoholic Services	576,462.68					
3773	1	595	0634	Aid to Local Government—Purchased Client Services	1,416,346.55					
3774	1	595	0637	Aid to Local Government—Community Drug Abuse Services	138,643.75					
3775	1	595	0696	Certifications Forward—Aid to Local Government	239,105.86					
District VII—										
3776	1	595	0729	Lump Sum—District Priority Projects	49,681.00			49,681.00		
3777	1	595	0730	Aid to Local Government—Community Mental Health Services	1,046,335.58					
	1	595	0731	Aid to Local Government—Purchase Client Services— Drug Abuse	68,296.00					
3778	1	595	0732	Aid to Local Government—Community Alcoholic Services	298,143.61					
3779	1	595	0733	Aid to Local Government—Purchased Client Services— Adolescents and Children	2,553.63					
3781	1	595	0734	Aid to Local Government—Purchased Client Services	1,323,179.48					
3782	1	595	0737	Aid to Local Government—Community Drug Abuse Services	186,862.45					
3783	1	595	0796	Certifications Forward—Aid to Local Government	406,087.91					
District VIII—										
3784	1	595	0829	Lump Sum—District Priority Projects	41,419.96			41,419.96		
3785	1	595	0830	Aid to Local Government—Mental Health Services	1,257,916.37					
	1	595	0831	Aid to Local Government—Purchase Client Services— Drug Abuse	6,405.00					
3786	1	595	0832	Aid to Local Government—Community Alcoholic Services	298,774.25					
3787	1	595	0833	Aid to Local Government—Purchased Client Services— Adolescents and Children	25,380.00					
3788	1	595	0834	Aid to Local Government—Purchased Client Services	1,309,655.35					
3790	1	595	0837	Aid to Local Government—Community Drug Abuse Services	119,644.43					

**STATEMENT OF FUNCTIONAL DISBURSEMENTS
BY DEPARTMENTS, APPROPRIATIONS, AND ACCOUNTS**

EXPENDITURES						NON-OPERATING EXPENDITURES					Line No.
Public Welfare	Education	Parks, Monuments & Memorials	Correctional Institutions	Retirements, Pensions and Relief Acts	Total Operating Expenditures	Aid to Cities, Counties and Others	Investments	County and Other Debt Service	Transfers, Refunds and Other Non-Operating	Total Non-Operating Expenditures	
									101,986.47	101,986.47	3733
					37,949.76						3734
									919,386.59	919,386.59	3735
									40,194.00	40,194.00	3736
									177,727.82	177,727.82	3737
									16,375.50	16,375.50	3738
									922,384.59	922,384.59	3739
									923,187.42	923,187.42	3740
									129,034.30	129,034.30	3741
									134,032.50	134,032.50	3742
									245,065.06	245,065.06	3743
					32,666.17						3744
									939,256.00	939,256.00	3745
									8,055.00	8,055.00	3746
									213,929.00	213,929.00	3747
									19,695.00	19,695.00	3748
									663,059.52	663,059.52	3749
									161,306.80	161,306.80	3750
									174,778.50	174,778.50	3751
									166,515.54	166,515.54	3752
					76,875.00						3753
									1,634,904.03	1,634,904.03	3754
									26,120.00	26,120.00	3755
									661,918.15	661,918.15	3756
									98,943.42	98,943.42	3757
									1,375,843.69	1,375,843.69	3758
									449,961.11	449,961.11	3759
									501,035.55	501,035.55	3760
					39,112.00						3761
									1,387,490.31	1,387,490.31	3762
									42,307.34	42,307.34	3763
									306,160.00	306,160.00	3764
									18,286.35	18,286.35	3765
									1,253,467.69	1,253,467.69	3766
									164,857.31	164,857.31	3767
									399,384.53	399,384.53	3768
					111,667.50						3769
									1,120,513.95	1,120,513.95	3770
									28,716.00	28,716.00	3771
									576,462.68	576,462.68	3772
									1,416,346.55	1,416,346.55	3773
									138,643.75	138,643.75	3774
									239,105.86	239,105.86	3775
					49,681.00						3776
									1,046,335.58	1,046,335.58	3777
									68,296.00	68,296.00	3778
									298,143.61	298,143.61	3779
									2,553.63	2,553.63	3780
									1,323,179.48	1,323,179.48	3781
									186,862.45	186,862.45	3782
									408,087.91	408,087.91	3783
					41,419.96						3784
									1,257,916.37	1,257,916.37	3785
									6,405.00	6,405.00	3786
									298,774.25	298,774.25	3787
									25,380.00	25,380.00	3788
									1,309,655.35	1,309,655.35	3789
									119,644.43	119,644.43	3790

STATEMENT OF FUNCTIONAL DISBURSEMENTS BY DEPARTMENTS, APPROPRIATIONS, AND ACCOUNTS

Line No.	Fund No.	Dept. and Div. No.	Acct. No.	NAME OF APPROPRIATION OR ACCOUNT	Total Expenditures	OPERATING				
						General Government	Protection to Persons and Property	Hospitals, Health and Sanitation	Development & Conservation of Natural Resources	Highways
590-604 HEALTH AND REHABILITATIVE SERVICES, DEPARTMENT OF (Continued) Division of Mental Health Services: (Continued)										
District VIII— (Continued)										
3791	1	595	0839	Aid to Local Government—Community Health Services	\$ 50,457.00					
3792	1	595	0896	Certifications Forward—Aid to Local Government	276,373.58					
District IX—										
3793	1	595	0903	Other Personal Services	104,760.40			104,760.40		
3794	1	595	0904	Expenses	6,398.18			6,398.18		
3795	1	595	0906	Operating Capital Outlay	170.92			170.92		
3796	1	595	0907	Food Products	1,950.50			1,950.50		
3797	1	595	0929	Lump Sum—District Priority Projects	18,277.88			18,277.88		
3798	1	595	0930	Aid to Local Government—Community Mental Health Services	1,933,353.29					
			0931	Aid to Local Government—Purchase Client Services— Drug Abuse	27,740.00					
3799	1	595	0932	Aid to Local Government—Community Alcoholic Services	267,680.00					
			9833	Aid to Local Government—Purchased Client Services— Adolescents and Children	63,826.37					
3801	1	595	0934	Aid to Local Government—Purchased Client Services	917,299.64					
3803	1	595	0937	Aid to Local Government—Community Drug Abuse Services	86,846.00					
3804	1	595	0996	Certifications Forward—Aid to Local Government	282,950.45					
3805	1	595	0999	Certifications Forward	3,023.16			3,023.16		
District X—										
3806	1	595	1029	Lump Sum—District Priority Projects	5,400.00			5,400.00		
3807	1	595	1030	Aid to Local Government—Community Mental Health Services	830,640.00					
			1031	Aid to Local Government—Purchase Client Services— Drug Abuse	31,320.00					
3808	1	595	1032	Aid to Local Government—Community Alcoholic Services	328,619.00					
3809	1	595	1033	Aid to Local Government—Purchased Client Services— Adolescents and Children	108,270.00					
3810	1	595	1034	Aid to Local Government—Purchased Client Services	1,063,752.64					
3811	1	595	1034	Aid to Local Government—Community Drug Abuse Services	175,494.96					
3812	1	595	1037	Certifications Forward—Aid to Local Government	482,482.72					
3813	1	595	1096	Lump Sum—District Priority Projects	99,906.06			99,906.06		
District XI—										
3814	1	595	1129	Aid to Local Government—Community Mental Health Services	1,425,273.76					
3815	1	595	1131	Aid to Local Government—Purchase Client Services— Drug Abuse	217,992.14					
3816	1	595	1132	Aid to Local Government—Community Alcoholic Services	604,446.46					
3817	1	595	1133	Aid to Local Government—Purchased Client Services— Adolescents and Children	172,790.09					
3818	1	595	1134	Aid to Local Government—Purchased Client Services	1,607,861.05					
3820	1	595	1137	Aid to Local Government—Community Drug Abuse Services	209,928.17					
3821	1	595	1139	Aid to Local Government—Community Health Services—Children	655,003.00					
3822	1	595	1196	Certifications Forward—Aid to Local Government	386,747.75					
Control—Institutions—										
3823	1	595	2048	FCO—Equipment for Evaluation Center	190.45			190.45		
3824	1	595	2058	FCO—Improvement to Forensic Facility—SFS Hospital	22,342.03			22,342.03		
3825	1	595	2068	FCO—Compensation of Renovation—Forensic Unit SFS Hospital	43,512.48			43,512.48		
3826	1	595	2078	FCO—Building for Forensic Units—SFS Hospital	431,514.49			431,514.49		
3827	1	595	2099	Certifications Forward	265,116.61			265,116.61		
Santa Rosa—Institutions—										
3828	1	595	2135	Aid to Local Government	462,261.79					
Mental Health Institute—Institutions—										
3829	1	595	2201	Salaries	4,761,058.36			4,761,058.36		
3830	1	595	2203	Other Personal Services	166,051.00			166,051.00		
3831	1	595	2204	Expenses	901,862.05			901,862.05		
3832	1	595	2206	Operating Capital Outlay	36,216.15			36,216.15		
3833	1	595	2207	Food Products	79,005.41			79,005.41		
3834	1	595	2299	Certifications Forward	134,192.27			134,192.27		
Florida State Hospital—Institutions—										
3835	1	595	2301	Salaries	27,198,744.78			27,198,744.78		
3836	1	595	2303	Other Personal Services	356,274.81			356,274.81		
3837	1	595	2304	Expenses	6,180,584.45			6,180,584.45		
3838	1	595	2306	Operating Capital Outlay	57,421.53			57,421.53		
3839	1	595	2307	Food Products	1,221,672.35			1,221,672.35		
3840	1	595	2388	Equipment Replacement	175,322.02			175,322.02		
3841	1	595	2399	Certifications Forward	933,107.28			933,107.28		
G. Pierce Wood Memorial Hospital—Institutions—										
3842	1	595	2401	Salaries	9,255,721.22			9,255,721.22		
3843	1	595	2403	Other Personal Services	173,810.44			173,810.44		
3844	1	595	2404	Expenses	2,473,723.85			2,473,723.85		
3845	1	595	2406	Operating Capital Outlay	91,452.18			91,452.18		
3846	1	595	2407	Food Products	758,810.50			758,810.50		
3847	1	595	2488	Equipment Replacement	188,695.09			188,695.09		
3848	1	595	2499	Certifications Forward	381,529.35			381,529.35		
Northeast Florida State Hospital—Institutions—										
3849	1	595	2501	Salaries	11,168,526.24			11,168,526.24		
3850	1	595	2503	Other Personal Services	128,404.12			128,404.12		
3851	1	595	2504	Expense	2,348,737.30			2,348,737.30		
3852	1	595	2506	Operating Capital Outlay	83,805.96			83,805.96		
3853	1	595	2507	Food Products	727,049.03			727,049.03		

**STATEMENT OF FUNCTIONAL DISBURSEMENTS
BY DEPARTMENTS, APPROPRIATIONS, AND ACCOUNTS**

EXPENDITURES						NON-OPERATING EXPENDITURES					Line No.
Public Welfare	Education	Parks, Monuments & Memorials	Correctional Institutions	Retirements, Pensions and Relief Acts	Total Operating Expenditures	Aid to Cities, Counties and Others	Investments	County and Other Debt Service	Transfers, Refunds and Other Non-Operating	Total Non-Operating Expenditures	
\$	\$	\$	\$	\$	\$	\$	\$	\$	\$ 50,457.00	\$ 50,457.00	3791
								\$ 276,373.58	\$ 276,373.58		3792
					104,760.40						3793
					6,398.18						3794
					170.92						3795
					1,950.50						3796
					18,277.88						3797
									1,933,353.29	1,933,353.29	3798
									27,740.00	27,740.00	3799
									267,680.00	267,680.00	3800
									63,826.37	63,826.37	3801
									917,299.64	917,299.64	3802
									86,846.00	86,846.00	3803
									282,950.45	282,950.45	3804
					3,023.16						3805
					5,400.00						3806
									830,640.00	830,640.00	3807
									31,320.00	31,320.00	3808
									328,619.00	328,619.00	3809
									108,270.00	108,270.00	3810
									1,063,752.64	1,063,752.64	3811
									175,494.96	175,494.96	3812
									482,482.72	482,482.72	3813
					99,906.06						3814
									1,425,273.76	1,425,273.76	3815
									217,992.14	217,992.14	3816
									604,446.46	604,446.46	3817
									172,790.09	172,790.09	3818
									1,607,861.05	1,607,861.05	3819
									209,928.17	209,928.17	3820
									655,003.00	655,003.00	3821
									386,747.75	386,747.75	3822
					190.45						3823
					22,342.03						3824
					43,512.48						3825
					431,514.49						3826
					265,116.61						3827
									462,261.79	462,261.79	3828
					4,761,058.36						3829
					166,051.00						3830
					901,862.05						3831
					36,216.15						3832
					79,005.41						3833
					134,192.27						3834
					27,198,744.78						3835
					356,274.81						3836
					6,180,584.45						3837
					57,421.53						3838
					1,221,672.35						3839
					175,322.02						3840
					933,107.28						3841
					9,255,721.22						3842
					173,810.44						3843
					2,473,723.85						3844
					91,452.18						3845
					758,810.50						3846
					188,695.09						3847
					381,529.35						3848
					11,168,526.24						3849
					128,404.12						3850
					2,348,737.30						3851
					83,805.96						3852
					727,049.03						3853

**STATEMENT OF FUNCTIONAL DISBURSEMENTS
BY DEPARTMENTS, APPROPRIATIONS, AND ACCOUNTS**

Line No.	Fund No.	Dept. and Div. No.	Acct. No.	NAME OF APPROPRIATION OR ACCOUNT	Total Expenditures	OPERATING				
						General Government	Protection to Persons and Property	Hospitals, Health and Sanitation	Development & Conservation of Natural Resources	Highways
		590-604		HEALTH AND REHABILITATIVE SERVICES, DEPARTMENT OF (Continued)						
		595		Division of Mental Health Services: (Continued)						
				Northeast Florida State Hospital—Institutions— (Continued)						
3854	1	595	2588	Equipment Replacement	\$ 132,624.31	\$	\$	\$ 132,624.31	\$	\$
3855	1	595	2599	Certifications Forward	367,554.90	367,554.90
				South Florida State Hospital—Institutions—						
3856	1	595	2801	Salaries	18,175,140.43	18,175,140.43
3857	1	595	2803	Other Personal Services	310,338.61	310,338.61
3858	1	595	2804	Expense	3,445,483.97	3,445,483.97
3859	1	595	2806	Operating Capital Outlay	42,707.77	42,707.77
3860	1	595	2807	Food Products	725,308.15	725,308.15
3861	1	595	2888	Equipment Replacement	230,853.89	230,853.89
3862	1	595	2699	Certifications Forward	783,796.00	783,796.00
				North Florida Evaluation Treatment Center—Institutions—						
3863	1	595	2701	Salaries	4,371,952.65	4,371,952.65
3864	1	595	2703	Other Personal Services	23,325.60	23,325.60
3865	1	595	2704	Expenses	624,019.88	624,019.88
3866	1	595	2706	Operating Capital Outlay	22,643.92	22,643.92
3867	1	595	2707	Food Products	137,742.30	137,742.30
3868	1	595	2799	Certifications Forward	156,847.54	156,847.54
				Florida Alcoholism Treatment Center—Institutions—						
3869	1	595	2801	Salaries	689,111.97	689,111.97
3870	1	595	2803	Other Personal Services	38,856.47	38,856.47
3871	1	595	2804	Expenses	178,506.21	178,506.21
3872	1	595	2806	Operating Capital Outlay	14,187.10	14,187.10
3873	1	595	2807	Food Products	48,085.81	48,085.81
3874	1	595	2899	Certifications Forward	63,062.17	63,062.17
				Florida State Hospital—						
3875	1	595	3008	FCO—Replacement of Equipment Patient Areas, FSH	18,001.49	18,001.49
				Institutions—						
3876	1	595	3418	Fixed Capital Outlay	51,569.87	51,569.87
				Institutions—						
3877	1	595	3818	Fixed Capital Outlay	1,848.06	1,848.06
				Youth Services—						
3878	1	595	4018	Fixed Capital Outlay	7,434.56	7,434.56
				Grants and Donations Trust Fund—Control—						
3879	2	595	0412	Transfers	233,592.88	233,592.88
				Federal Aid Trust Fund Title XX—Control—						
3880	2	595	1012	Transfers	374,150.60	374,150.60
3881	2	595	1099	Certifications Forward	129,851.70	129,851.70
				Mental Health Institute—						
				Federal Aid Trust Fund Title XX—						
3882	2	595	1201	Salaries	15,881.02	15,881.02
3883	2	595	1203	Other Personal Services	43,222.87	43,222.87
3884	2	595	1204	Expenses	10,972.32	10,972.32
3885	2	595	1206	Operating Capital Outlay	3,600.00	3,600.00
				Florida State Hospital—Institutions—						
				Federal Aid Trust Fund Title XX—						
3886	2	595	1301	Salaries	364,958.72	364,958.72
3887	2	595	1304	Expenses	711,201.45	711,201.45
				Federal Aid Trust Fund Title XX—						
3888	2	595	1401	Salaries	459,868.22	459,868.22
				Northeast Florida State Hospital—Institutions—						
				Federal Aid Trust Fund Title XX—						
3889	2	595	1501	Salaries	213,576.00	213,576.00
				Florida State Hospital—Institutions—						
				Federal Aid Trust Fund Title XX—						
3890	2	595	1601	Salaries	347,912.92	347,912.92
				Florida Alcoholism Treatment Center—Institutions—						
				Federal Aid Trust Fund Title XX—						
3891	2	595	1801	Salaries	456,045.33	456,045.33
				Controls—						
				Grants and Donations Trust Fund—						
3892	2	595	2011	Refunds	49,004.30	49,004.30
3893	2	595	2012	Transfers	87.12	87.12
3894	2	595	2092	Reissues	174.96	174.96
				Mental Health Institute—						
				Grants and Donations Trust Fund—						
3895	2	595	2201	Salaries	155,941.68	155,941.68
3896	2	595	2203	Other Personal Services	18,201.84	18,201.84
3897	2	595	2204	Expenses	16,974.52	16,974.52
3898	2	595	2206	Operating Capital Outlay	3,857.51	3,857.51
3899	2	595	2207	Food Products	26,928.66	26,928.66
3900	2	595	2299	Certifications Forward	22,914.94	22,914.94
				Florida State Hospital—Institutions—						
				Grants and Donations Trust Fund—						
3901	2	595	2301	Salaries	100,103.07	100,103.07
3902	2	595	2303	Other Personal Services	2,576.07	2,576.07
3903	2	595	2304	Expenses	1,094.56	1,094.56
3904	2	595	2306	Operating Capital Outlay	20,100.88	20,100.88
3905	2	595	2399	Certifications Forward	15,915.09	15,915.09
				G. Pierce Wood Memorial Hospital—Institutions—						
				Grants and Donations Trust Fund—						
3906	2	595	2401	Salaries	47,176.08	47,176.08
3907	2	595	2404	Expenses	1,526.80	1,526.80

**STATEMENT OF FUNCTIONAL DISBURSEMENTS
BY DEPARTMENTS, APPROPRIATIONS, AND ACCOUNTS**

EXPENDITURES						NON-OPERATING EXPENDITURES					Line No.
Public Welfare	Education	Parks, Monuments & Memorials	Correctional Institutions	Retirements, Pensions and Relief Acts	Total Operating Expenditures	Aid to Cities, Counties and Others	Investments	County and Other Debt Service	Transfers, Refunds and Other Non-Operating	Total Non-Operating Expenditures	
\$	\$	\$	\$	\$	\$ 132,624.31	\$	\$	\$	\$	\$	3854
					367,554.90						3855
					18,175,140.43						3856
					310,338.61						3857
					3,445,483.97						3858
					42,707.77						3859
					725,308.15						3860
					230,853.89						3861
					783,796.00						3862
					4,371,952.85						3863
					23,325.60						3864
					624,019.68						3865
					22,643.92						3866
					137,742.30						3867
					156,847.54						3868
					689,111.97						3869
					38,856.47						3870
					178,506.21						3871
					14,187.10						3872
					48,085.81						3873
					63,062.17						3874
					18,001.49						3875
					51,569.87						3876
					1,848.06						3877
					7,434.56						3878
									233,592.88	233,592.88	3879
									374,150.60	374,150.60	3880
					129,851.70						3881
					15,881.02						3882
					43,222.87						3883
					10,972.32						3884
					3,600.00						3885
					364,958.72						3886
					711,201.45						3887
					459,868.22						3888
					213,576.00						3889
					347,912.92						3890
					456,045.33						3891
									49,004.30	49,004.30	3892
									87.12	87.12	3893
									174.96	174.96	3894
					155,941.88						3895
					18,201.84						3896
					16,974.52						3897
					3,857.51						3898
					26,928.66						3899
					22,914.94						3900
					100,103.07						3901
					2,576.07						3902
					1,094.56						3903
					20,100.88						3904
					15,915.09						3905
					47,176.08						3906
					1,526.80						3907

STATEMENT OF FUNCTIONAL DISBURSEMENTS BY DEPARTMENTS, APPROPRIATIONS, AND ACCOUNTS

Line No.	Fund No.	Dept. and Div. No.	Acct. No.	NAME OF APPROPRIATION OR ACCOUNT	Total Expenditures	OPERATING				
						General Government	Protection to Persons and Property	Hospitals, Health and Sanitation	Development & Conservation of Natural Resources	Highways
			590-604	HEALTH AND REHABILITATIVE SERVICES, DEPARTMENT OF (Continued)						
			595	Division of Mental Health Services: (Continued) G. Pierce Wood Memorial Hospital—Institutions— (Continued)						
				Grants and Donations Trust Fund— (Continued)						
3908	2	595	2406	Operating Capital Outlay	\$ 6,710.95	\$	\$	\$ 6,710.95	\$	\$
3909	2	595	2499	Certifications Forward	24,958.50			24,958.50		
				Northeast Florida State Hospital—Institutions— Grants and Donations Trust Fund—						
3910	2	595	2501	Salaries	44,834.58			44,834.58		
3911	2	595	2504	Expenses	429.73			429.73		
3912	2	595	2506	Operating Capital Outlay	751.25			751.25		
3913	2	595	2599	Certifications Forward	9,197.06			9,197.06		
				South Florida State Hospital—Institutions— Grants and Donations Trust Fund—						
3914	2	595	2601	Salaries	61,487.59			61,487.59		
3915	2	595	2603	Other Personal Services	287,615.54			287,615.54		
3916	2	595	2604	Expenses	93,407.09			93,407.09		
3917	2	595	2606	Operating Capital Outlay	22,164.61			22,164.61		
3918	2	595	2607	Food Products	138,030.99			138,030.99		
3919	2	595	2699	Certifications Forward	47,837.08			47,837.08		
				North Florida Evaluation Treatment Center—Institutions— Grants and Donations Trust Fund—						
3920	2	595	2701	Salaries	12,568.08			12,568.08		
3921	2	595	2704	Expenses	1,782.47			1,782.47		
3922	2	595	2706	Other Personal Services	2,894.79			2,894.79		
3923	2	595	2799	Certifications Forward	15,718.59			15,718.59		
				Florida Alcoholism Treatment Center—Institutions— Grants and Donations Trust Fund—						
3924	2	595	2801	Salaries	25,425.55			25,425.55		
3925	2	595	2803	Other Personal Services	2,000.00			2,000.00		
3926	2	595	2804	Expenses	7,091.66			7,091.66		
3927	2	595	2899	Certifications Forward	1,519.07			1,519.07		
				Control— Operations and Maintenance Trust Fund—						
3928	2	595	3011	Refunds	56,208.46					
3929	2	595	3012	Transfers	2,145,429.73					
				Santa Rosa Geriatric Unit— Operations and Maintenance Trust Fund—						
3930	2	595	3135	Aid to Local Government—Community Residential Services	1,008,299.21					
				Mental Health Institute— Operations and Maintenance Trust Fund—						
3931	2	595	3201	Salaries	15,410.12			15,410.12		
				Florida State Hospital—Institutions— Operations and Maintenance Trust Fund—						
3932	2	595	3301	Salaries	4,133,734.99			4,133,734.99		
3933	2	595	3399	Certifications Forward	201,193.46			201,193.46		
				G. Pierce Wood Memorial Hospital—Institutions— Operations and Maintenance Trust Fund—						
3934	2	595	3401	Salaries	1,677,536.13			1,677,536.13		
				Northeast Florida State Hospital—Institutions— Operations and Maintenance Trust Fund—						
3935	2	595	3501	Salaries	1,485,523.00			1,485,523.00		
3936	2	595	3504	Expenses	149,882.69			149,882.69		
3937	2	595	3599	Certifications Forward	56,736.71			56,736.71		
				South Florida State Hospital—Institutions— Operations and Maintenance Trust Fund—						
3938	2	595	3601	Salaries	1,531,972.56			1,531,972.56		
3939	2	595	3699	Certifications Forward	55,210.14			55,210.14		
				North Florida Evaluation Treatment Center—Institutions— Operations and Maintenance Trust Fund—						
3940	2	595	3701	Salaries	12,036.95			12,036.95		
				Florida Alcoholism Treatment Center—Institutions— Operations and Maintenance Trust Fund—						
3941	2	595	3801	Salaries	15,459.29			15,459.29		
				Control— Drug Abuse Trust Fund—						
3942	2	595	4096	Certifications Forward—Aid to Local Government	726,525.13					
				District I— Drug Abuse Trust Fund—						
3943	2	595	4137	Aid to Local Government—Community Drug Abuse Services	111,888.26					
				District II— Drug Abuse Trust Fund—						
3944	2	595	4237	Aid to Local Government—Community Drug Abuse Services	255,626.70					
				District III— Drug Abuse Trust Fund—						
3945	2	595	4337	Aid to Local Government—Community Drug Abuse Services	124,821.00					
				District IV— Drug Abuse Trust Fund—						
3946	2	595	4437	Aid to Local Government—Community Drug Abuse Services	102,171.42					
				District V— Drug Abuse Trust Fund—						
3947	2	595	4537	Aid to Local Government—Community Drug Abuse Services	124,850.60					

**STATEMENT OF FUNCTIONAL DISBURSEMENTS
BY DEPARTMENTS, APPROPRIATIONS, AND ACCOUNTS**

EXPENDITURES						NON-OPERATING EXPENDITURES					Line No.
Public Welfare	Education	Parks, Monuments & Memorials	Correctional Institutions	Retirements, Pensions and Relief Acts	Total Operating Expenditures	Aid to Cities, Counties and Others	Investments	County and Other Debt Service	Transfers, Refunds and Other Non-Operating	Total Non-Operating Expenditures	
\$	\$	\$	\$	\$	\$ 6,710.95	\$	\$	\$	\$	\$	3908
					24,958.50						3909
					44,834.58						3910
					429.73						3911
					751.25						3912
					9,197.06						3913
					61,487.59						3914
					287,615.54						3915
					93,407.09						3916
					22,164.61						3917
					138,030.99						3918
					47,837.08						3919
					12,568.08						3920
					1,782.47						3921
					2,894.79						3922
					15,718.59						3923
					25,425.55						3924
					2,000.00						3925
					7,091.66						3926
					1,519.07						3927
									56,208.46	56,208.46	3928
									2,145,429.73	2,145,429.73	3929
									1,008,299.21	1,008,299.21	3930
					15,410.12						3931
					4,133,734.99						3932
					201,193.46						3933
					1,677,536.13						3934
					1,485,523.00						3935
					149,882.69						3936
					56,736.71						3937
					1,531,972.56						3938
					55,210.14						3939
					12,036.95						3940
					15,459.29						3941
									726,525.13	726,525.13	3942
									111,888.26	111,888.26	3943
									255,626.70	255,626.70	3944
									124,821.00	124,821.00	3945
									102,171.42	102,171.42	3946
									124,650.60	124,650.60	3947

STATEMENT OF FUNCTIONAL DISBURSEMENTS BY DEPARTMENTS, APPROPRIATIONS, AND ACCOUNTS

Line No.	Fund No.	Dept. and Div. No.	Acct. No.	NAME OF APPROPRIATION OR ACCOUNT	Total Expenditures	OPERATING				
						General Government	Protection to Persons and Property	Hospitals, Health and Sanitation	Development & Conservation of Natural Resources	Highways
		590-804		HEALTH AND REHABILITATIVE SERVICES, DEPARTMENT OF (Continued)						
		595		Division of Mental Health Services: (Continued)						
				District VI—						
				Drug Abuse Trust Fund—						
3948	2	595	4637	Aid to Local Government—Community Drug Abuse Services	\$ 288,781.36	\$	\$	\$	\$	\$
				District VII—						
				Drug Abuse Trust Fund—						
3949	2	595	4737	Aid to Local Government—Community Drug Abuse Services	684,667.43
				District VIII—						
				Drug Abuse Trust Fund—						
3950	2	595	4837	Aid to Local Government—Community Drug Abuse Services	262,398.11
				District IX—						
				Drug Abuse Trust Fund—						
3951	2	595	4937	Aid to Local Government—Community Drug Abuse Services	163,544.05
				District X—						
				Drug Abuse Trust Fund—						
3952	2	595	5037	Aid to Local Government—Community Drug Abuse Services	358,211.67
				District XI—						
				Drug Abuse Trust Fund—						
3953	2	595	5137	Aid to Local Government—Community Drug Abuse Services	2,992,519.75
				Control—						
				Operations and Maintenance Trust Fund—						
3954	2	595	5512	Transfers	118,370.00
				Control—						
				Grants and Donations Trust Fund—						
3955	2	595	7011	Refunds	131.78
				District I—						
				Grants and Donations Trust Fund—						
3956	2	595	7132	Aid to Local Government—Community Alcoholic Services	184,242.53
				District II—						
				Grants and Donations Trust Fund—						
3957	2	595	7232	Aid to Local Government—Community Alcoholic Services	120,363.06
3958	2	595	7236	Aid to Local Government—Indigent Psychiatry Drug Program	299,692.24
3959	2	595	7296	Certifications Forward—Aid to Local Government	58,160.38
				District III—						
				Grants and Donations Trust Fund—						
3960	2	595	7332	Aid to Local Government—Community Alcoholic Services	137,735.00
				District IV—						
				Grants and Donations Trust Fund—						
3961	2	595	7432	Aid to Local Government—Community Alcoholic Services	221,403.18
				District V—						
				Grants and Donations Trust Fund—						
3962	2	595	7532	Aid to Local Government—Community Alcoholic Services	197,114.00
				District VI—						
				Grants and Donations Trust Fund—						
3963	2	595	7632	Aid to Local Government—Community Alcoholic Services	173,895.42
				District VII—						
				Grants and Donations Trust Fund—						
3964	2	595	7732	Aid to Local Government—Community Alcoholic Services	191,994.73
				District VIII—						
				Grants and Donations Trust Fund—						
3965	2	595	7832	Aid to Local Government—Community Alcoholic Services	192,360.00
				District IX—						
				Grants and Donations Trust Fund—						
3966	2	595	7932	Aid to Local Government—Community Alcoholic Services	172,339.00
				District X—						
				Grants and Donations Trust Fund—						
3967	2	595	8032	Aid to Local Government—Community Alcoholic Services	211,574.00
				District XI—						
				Grants and Donations Trust Fund—						
3968	2	595	8132	Aid to Local Government—Community Alcoholic Services	270,683.32
3969	2	595	8196	Certifications Forward—Aid to Local Government	4,249.50
				Control—						
				Federal Aid Trust Fund Title XX—						
3970	2	595	8512	Transfers	23,309.12
				District I—						
				Federal Aid Trust Fund Title XX—						
3971	2	595	8630	Aid to Local Government—Community Mental Health Services	819,530.93
3972	2	595	8632	Aid to Local Government—Community Alcoholic Services	425,008.49
				District II—						
				Federal Aid Trust Fund Title XX—						
3973	2	595	8730	Aid to Local Government—Community Mental Health Services	1,054,893.41
3974	2	595	8732	Aid to Local Government—Community Alcoholic Services	389,727.00
				District III—						
				Federal Aid Trust Fund Title XX—						
3975	2	595	8830	Aid to Local Government—Community Mental Health Services	1,065,368.75
3976	2	595	8832	Aid to Local Government—Community Alcoholic Services	440,035.25
				District IV—						
				Federal Aid Trust Fund Title XX—						
3977	2	595	8930	Aid to Local Government—Community Mental Health Services	1,790,924.39
3978	2	595	8932	Aid to Local Government—Community Alcoholic Services	697,143.25
3979	2	595	8996	Certifications Forward—Aid to Local Government	354.19

**STATEMENT OF FUNCTIONAL DISBURSEMENTS
BY DEPARTMENTS, APPROPRIATIONS, AND ACCOUNTS**

EXPENDITURES						NON-OPERATING EXPENDITURES					Line No.
Public Welfare	Education	Parks, Monuments & Memorials	Correctional Institutions	Retirements, Pensions and Relief Acts	Total Operating Expenditures	Aid to Cities, Counties and Others	Investments	County and Other Debt Service	Transfers, Refunds and Other Non-Operating	Total Non-Operating Expenditures	
									288,781.36	288,781.36	3948
									684,667.43	684,667.43	3949
									282,398.11	282,398.11	3950
									163,544.05	163,544.05	3951
									358,211.67	358,211.67	3952
									2,992,519.75	2,992,519.75	3953
									118,370.00	118,370.00	3954
									131.78	131.78	3955
									184,242.53	184,242.53	3956
									120,363.06	120,363.06	3957
									299,692.24	299,692.24	3958
									58,160.38	58,160.38	3959
									137,735.00	137,735.00	3960
									221,403.18	221,403.18	3961
									197,114.00	197,114.00	3962
									173,895.42	173,895.42	3963
									191,994.73	191,994.73	3964
									192,360.00	192,360.00	3965
									172,339.00	172,339.00	3966
									211,574.00	211,574.00	3967
									270,683.32	270,683.32	3968
									4,249.50	4,249.50	3969
									23,309.12	23,309.12	3970
									819,530.93	819,530.93	3971
									425,008.49	425,008.49	3972
									1,054,893.41	1,054,893.41	3973
									389,727.00	389,727.00	3974
									1,085,368.75	1,085,368.75	3975
									440,035.25	440,035.25	3976
									1,790,924.39	1,790,924.39	3977
									697,143.25	697,143.25	3978
									354.19	354.19	3979

**STATEMENT OF FUNCTIONAL DISBURSEMENTS
BY DEPARTMENTS, APPROPRIATIONS, AND ACCOUNTS**

Line No.	Fund No.	Dept. and Div. No.	Acct. No.	NAME OF APPROPRIATION OR ACCOUNT	Total Expenditures	OPERATING				
						General Government	Protection to Persons and Property	Hospitals, Health and Sanitation	Development & Conservation of Natural Resources	Highways
590-804 HEALTH AND REHABILITATIVE SERVICES, DEPARTMENT OF (Continued)										
595 Division of Mental Health Services: (Continued)										
District V—										
Federal Aid Trust Fund Title XX—										
3980	2	595	9030	Aid to Local Government—Community Mental Health Services	\$ 1,021,039.81					
3981	2	595	9032	Aid to Local Government—Community Alcoholic Services	629,749.00					
District VI—										
Federal Aid Trust Fund Title XX—										
3982	2	595	9130	Aid to Local Government—Community Mental Health Services	1,322,822.05					
3983	2	595	9132	Aid to Local Government—Community Alcoholic Services	555,465.90					
District VII—										
Federal Aid Trust Fund Title XX—										
3984	2	595	9230	Aid to Local Government—Community Mental Health Services	1,204,332.42					
3985	2	595	9232	Aid to Local Government—Community Alcoholic Services	613,279.66					
District VIII—										
Federal Aid Trust Fund Title XX—										
3986	2	595	9330	Aid to Local Government—Community Mental Health Services	1,526,932.63					
3987	2	595	9332	Aid to Local Government—Community Alcoholic Services	614,559.00					
District IX—										
Federal Aid Trust Fund Title XX—										
3988	2	595	9430	Aid to Local Government—Community Mental Health Services	1,265,373.71					
3989	2	595	9432	Aid to Local Government—Community Alcoholic Services	550,597.00					
District X—										
Federal Aid Trust Fund Title XX—										
3990	2	595	9530	Aid to Local Government—Community Mental Health Services	1,061,288.00					
3991	2	595	9532	Aid to Local Government—Community Alcoholic Services	675,944.00					
District XI—										
Federal Aid Trust Fund Title XX—										
3992	2	595	9630	Aid to Local Government—Community Mental Health Services	1,878,524.84					
3993	2	595	9631	Aid to Local Government—Purchased Client Services	45,315.86					
3994	2	595	9631	Aid to Local Government—Community Alcoholic Services	955,311.35					
3995	2	595	9696	Certifications Forward—Aid to Local Government	8,930.29					
3996				Total Division of Mental Health Services	\$ 187,063,088.47	\$	\$	\$115,400,972.19	\$	\$
596 Division of Retardation Services:										
Control—										
3997	1	596	0021	Special Categories—Start Up Funds—Group Homes	\$ 80,000.00	\$	\$	\$ 80,000.00	\$	\$
3998	1	596	0031	Aid to Local Government—Community Retardation Services	106,468.00					
3999	1	596	0050	Special Categories—Start Up Funds	450,000.00			450,000.00		
4000	1	596	0080	Special Categories—Interim Care Facility	1,838,166.63			1,838,166.63		
4001	1	596	0090	Special Categories—Contracted Casework Services	233,777.00			233,777.00		
District I—										
4002	1	596	0101	Salaries	168,188.66			168,188.66		
4003	1	596	0103	Other Personal Services	221.44			221.44		
4004	1	596	0104	Expenses	41,427.31			41,427.31		
4005	1	596	0106	Operating Capital Outlay	2,456.57			2,456.57		
4006	1	596	0110	Special Categories—Community Residential Services	351,213.83			351,213.83		
4007	1	596	0120	Purchased Client Services	413,896.16			413,896.16		
4008	1	596	0130	Aid to Local Government—Community Retardation Services	40,813.50					
4009	1	596	0140	Special Categories—Developmental Disabilities	72,719.40			72,719.40		
4010	1	596	0199	Certifications Forward	108,685.97			108,685.97		
District II—										
4011	1	596	0201	Salaries	329,688.10			329,688.10		
4012	1	596	0203	Other Personal Services	7,508.25			7,508.25		
4013	1	596	0204	Expenses	89,235.21			89,235.21		
4014	1	596	0206	Operating Capital Outlay	19,769.62			19,769.62		
4015	1	596	0210	Special Categories—Community Residential Services	1,158,717.86			1,158,717.86		
4016	1	596	0220	Purchased Client Services	449,424.08			449,424.08		
4017	1	596	0230	Aid to Local Government—Community Retardation Services	60,818.25					
4018	1	596	0240	Special Categories—Developmental Disabilities	87,759.33			87,759.33		
4019	1	596	0270	Special Categories—Involuntary Admissions Hearings	6,434.00			6,434.00		
4020	1	596	0296	Certifications Forward—Aid to Local Government	2,179.75					
4021	1	596	0299	Certifications Forward	113,276.15			113,276.15		
District III—										
4022	1	596	0301	Salaries	219,649.20			219,649.20		
4023	1	596	0304	Expenses	47,734.13			47,734.13		
4024	1	596	0306	Operating Capital Outlay	4,130.80			4,130.80		
4025	1	596	0310	Special Categories—Community Residential Services	1,734,970.17			1,734,970.17		
4026	1	596	0320	Purchased Client Services	311,101.87			311,101.87		
4027	1	596	0330	Aid to Local Government—Community Retardation Services	14,120.03					
4028	1	596	0340	Special Categories—Developmental Disabilities	68,702.51			68,702.51		
4029	1	596	0399	Certifications Forward	80,690.78			80,690.78		
District IV—										
4030	1	596	0401	Salaries	476,292.13			476,292.13		
4031	1	596	0403	Other Personal Services	1,905.00			1,905.00		
4032	1	596	0404	Expenses	105,261.17			105,261.17		
4033	1	596	0406	Operating Capital Outlay	16,517.94			16,517.94		
4034	1	596	0407	Food Products	12,729.12			12,729.12		
4035	1	596	0410	Special Categories—Community Residential Services	1,059,707.43			1,059,707.43		
4036	1	596	0410	Purchased Client Services	378,327.09			378,327.09		
4037	1	596	0430	Aid to Local Government—Community Retardation Services	84,443.46					

**STATEMENT OF FUNCTIONAL DISBURSEMENTS
BY DEPARTMENTS, APPROPRIATIONS, AND ACCOUNTS**

EXPENDITURES						NON-OPERATING EXPENDITURES					Line No.
Public Welfare	Education	Parks, Monuments & Memorials	Correctional Institutions	Retirements, Pensions and Relief Acts	Total Operating Expenditures	Aid to Cities, Counties and Others	Investments	County and Other Debt Service	Transfers, Refunds and Other Non-Operating	Total Non-Operating Expenditures	
\$	\$	\$	\$	\$	\$	\$	\$	\$	1,021,039.81	1,021,039.81	3980
									629,749.00	629,749.00	3981
									1,322,822.05	1,322,822.05	3982
									555,465.90	555,465.90	3983
									1,204,332.42	1,204,332.42	3984
									613,279.66	613,279.66	3985
									1,526,932.63	1,526,932.63	3986
									614,559.00	614,559.00	3987
									1,265,373.71	1,265,373.71	3988
									550,597.00	550,597.00	3989
									1,061,288.00	1,061,288.00	3990
									675,944.00	675,944.00	3991
									1,878,524.84	1,878,524.84	3992
									45,315.86	45,315.86	3993
									955,311.35	955,311.35	3994
									8,930.29	8,930.29	3995
\$	\$	\$	\$	\$	\$ 115,400,972.19	\$	\$	\$	71,662,116.28	71,662,116.28	3996
\$	\$	\$	\$	\$	80,000.00	\$	\$	\$			3997
									106,468.00	106,468.00	3998
					450,000.00						3999
					1,838,168.63						4000
					233,777.00						4001
					168,188.66						4002
					221.44						4003
					41,427.31						4004
					2,456.57						4005
					351,213.83						4006
					413,896.16						4007
									40,813.50	40,813.50	4008
					72,719.40						4009
					108,685.97						4010
					329,688.10						4011
					7,508.25						4012
					89,235.21						4013
					19,789.62						4014
					1,158,717.86						4015
					449,424.08						4016
									60,818.25	60,818.25	4017
					87,759.33						4018
					6,434.00						4019
									2,179.75	2,179.75	4020
					113,276.15						4021
					219,649.20						4022
					47,734.13						4023
					4,130.80						4024
					1,734,970.17						4025
					311,101.87						4026
									14,120.03	14,120.03	4027
					68,702.51						4028
					80,690.78						4029
					476,292.13						4030
					1,905.00						4031
					105,261.17						4032
					16,517.94						4033
					12,729.12						4034
					1,059,707.43						4035
					378,327.09						4036
									84,443.46	84,443.46	4037

**STATEMENT OF FUNCTIONAL DISBURSEMENTS
BY DEPARTMENTS, APPROPRIATIONS, AND ACCOUNTS**

Line No.	Fund No.	Dept. and Div. No.	Acct. No.	NAME OF APPROPRIATION OR ACCOUNT	Total Expenditures	OPERATING				
						General Government	Protection to Persons and Property	Hospitals-Health and Sanitation	Development & Conservation of Natural Resources	Highways
		590-604			HEALTH AND REHABILITATIVE SERVICES,					
		596			DEPARTMENT OF (Continued)					
		596			Division of Retardation Services: (Continued)					
					District IV— (Continued)					
4038	1	596	0440	Special Categories—Developmental Disabilities	\$ 135,284.79			\$ 135,284.79		
4039	1	596	0499	Certifications Forward	147,174.20			147,174.20		
					District V—					
4040	1	596	0501	Salaries	361,998.17			361,998.17		
4041	1	596	0503	Other Personal Services	11,211.68			11,211.68		
4042	1	596	0504	Expenses	71,556.00			71,556.00		
4043	1	596	0506	Operating Capital Outlay	12,549.21			12,549.21		
4044	1	596	0507	Food Products	8,351.65			8,351.65		
4045	1	596	0510	Special Categories—Community Residential Services	834,208.38			834,208.38		
4046	1	596	0520	Purchased Client Services	438,041.47			438,041.47		
4047	1	596	0530	Aid to Local Government—Community Retardation Services	98,435.94					
4048	1	596	0540	Special Categories—Developmental Disabilities	89,079.17			89,079.17		
4049	1	596	0599	Certifications Forward	168,344.37			168,344.37		
					District VI—					
4050	1	596	0601	Salaries	158,980.56			158,980.56		
4051	1	596	0604	Expenses	32,136.30			32,136.30		
4042	1	596	0606	Operating Capital Outlay	1,506.68			1,506.68		
4053	1	596	0610	Special Categories—Community Residential Services	1,912,858.83			1,912,858.83		
4054	1	596	0620	Purchased Client Services	430,807.61			430,807.61		
4055	1	596	0630	Aid to Local Government—Community Retardation Services	83,160.87					
4056	1	596	0640	Special Categories—Developmental Disabilities	105,372.17			105,372.17		
4057	1	596	0699	Certifications Forward	159,827.32			159,827.32		
					District VII—					
4058	1	596	0701	Salaries	156,433.07			156,433.07		
4059	1	596	0704	Expenses	41,529.59			41,529.59		
4060	1	596	0706	Operating Capital Outlay	1,705.49			1,705.49		
4061	1	596	0710	Special Categories—Community Residential Services	1,214,026.56			1,214,026.56		
4062	1	596	0720	Purchased Client Services	440,468.10			440,468.10		
4063	1	596	0730	Aid to Local Government—Community Retardation Services	85,056.36					
4064	1	596	0740	Special Categories—Developmental Disabilities	115,847.14			115,847.14		
4065	1	596	0770	Special Categories—Involuntary Admissions Hearings	22,293.00			22,293.00		
4066	1	596	0796	Certifications Forward—Aid to Local Government	14,400.00					
4067	1	596	0799	Certifications Forward	62,895.02			62,895.02		
					District VIII—					
4068	1	596	0801	Salaries	223,469.64			223,469.64		
4069	1	596	0804	Expenses	65,128.87			65,128.87		
4070	1	596	0806	Operating Capital Outlay	2,723.59			2,723.59		
4071	1	596	0810	Special Categories—Community Residential Services	1,568,967.71			1,568,967.71		
4072	1	596	0820	Purchased Client Services	371,447.17			371,447.17		
4073	1	596	0830	Aid to Local Government—Community Retardation Services	87,674.78					
4074	1	596	0840	Special Categories—Developmental Disabilities	98,113.73			98,113.73		
4075	1	596	0870	Special Categories—Involuntary Admissions Hearings	6,300.00			6,300.00		
4076	1	596	0896	Certifications Forward—Aid to Local Government	7,500.00					
4077	1	596	0899	Certifications Forward	142,594.89			142,594.89		
					District IX—					
4078	1	596	0901	Salaries	225,940.13			225,940.13		
4079	1	596	0903	Other Personal Services	2,659.23			2,659.23		
4080	1	596	0904	Expenses	48,866.73			48,866.73		
4081	1	596	0906	Operating Capital Outlay	3,768.36			3,768.36		
4082	1	596	0910	Special Categories—Community Residential Services	474,204.50			474,204.50		
4083	1	596	0920	Purchased Client Services	433,617.16			433,617.16		
4084	1	596	0930	Aid to Local Government—Community Retardation Services	87,900.00					
4085	1	596	0940	Special Categories—Developmental Disabilities	259,775.55			259,775.55		
4086	1	596	0999	Certifications Forward	102,988.78			102,988.78		
					District X—					
4087	1	596	1001	Salaries	173,652.47			173,652.47		
4088	1	596	1004	Expenses	41,924.63			41,924.63		
4089	1	596	1006	Operating Capital Outlay	3,576.69			3,576.69		
4090	1	596	1010	Special Categories—Community Residential Services	1,444,366.28			1,444,366.28		
4091	1	596	1020	Purchased Client Services	482,629.09			482,629.09		
4092	1	596	1030	Aid to Local Government—Community Retardation Services	100,954.52					
4093	1	596	1040	Special Categories—Developmental Disabilities	179,832.42			179,832.42		
4094	1	596	1099	Certifications Forward	51,002.59			51,002.59		
					District XI—					
4095	1	596	1101	Salaries	172,983.02			172,983.02		
4096	1	596	1104	Expenses	64,298.26			64,298.26		
4097	1	596	1106	Operating Capital Outlay	1,843.98			1,843.98		
4098	1	596	1110	Special Categories—Community Residential Services	4,419,842.25			4,419,842.25		
4099	1	596	1120	Purchased Client Services	704,082.89			704,082.89		
4100	1	596	1130	Aid to Local Government—Community Retardation Services	169,261.68					
4101	1	596	1140	Special Categories—Developmental Disabilities	189,632.77			189,632.77		
4102	1	596	1199	Certifications Forward	143,893.48			143,893.48		
					District XII—					
4103	1	596	1230	Aid to Local Government—Community Retardation Services	64,584.35					
4104	1	596	1299	Certifications Forward	23,130.00			23,130.00		
					Sunland Gainesville—Institutions—					
4105	1	596	2201	Salaries	9,757,560.96			9,757,560.96		
4106	1	596	2203	Other Personal Services	744,996.80			744,996.80		
4107	1	596	2204	Expenses	2,140,735.51			2,140,735.51		

STATEMENT OF FUNCTIONAL DISBURSEMENTS BY DEPARTMENTS, APPROPRIATIONS, AND ACCOUNTS

EXPENDITURES						NON-OPERATING EXPENDITURES					Line No.
Public Welfare	Education	Parks, Monuments & Memorials	Correctional Institutions	Retirements, Pensions and Relief Acts	Total Operating Expenditures	Aid to Cities, Counties and Others	Investments	County and Other Debt Service	Transfers, Refunds and Other Non-Operating	Total Non-Operating Expenditures	
\$	\$	\$	\$	\$	\$ 135,284.79	\$	\$	\$	\$	\$	4038
					147,174.20						4039
					361,998.17						4040
					11,211.68						4041
					71,556.00						4042
					12,549.21						4043
					8,351.65						4044
					834,208.38						4045
					438,041.47						4046
					89,079.17				98,435.94	98,435.94	4047
					168,344.37						4048
					158,980.56						4049
					32,136.30						4050
					1,506.68						4051
					1,912,858.83						4052
					430,807.61						4053
					105,372.17				83,160.87	83,160.87	4054
					159,827.32						4055
					156,433.07						4056
					41,529.59						4057
					1,705.49						4058
					1,214,026.56						4059
					440,468.10						4060
					115,847.14				85,056.36	85,056.36	4061
					22,293.00						4062
					62,895.02				14,400.00	14,400.00	4063
					223,469.64						4064
					65,128.87						4065
					2,723.59						4066
					1,568,967.71						4067
					371,447.17				87,674.78	87,674.78	4068
					98,113.73						4069
					6,300.00						4070
					142,594.89				7,500.00	7,500.00	4071
					225,940.13						4072
					2,659.23						4073
					48,866.73						4074
					3,768.36						4075
					474,204.50						4076
					433,617.16						4077
					259,775.55				87,900.00	87,900.00	4078
					102,988.78						4079
					173,652.47						4080
					41,924.63						4081
					3,576.69						4082
					1,444,366.28						4083
					482,629.09						4084
					179,832.42				100,954.52	100,954.52	4085
					51,002.59						4086
					172,963.02						4087
					64,298.26						4088
					1,843.98						4089
					4,419,842.25						4090
					704,082.89						4091
					189,632.77				169,261.68	169,261.68	4092
					143,893.48						4093
					23,130.00				64,584.35	64,584.35	4094
					9,757,560.96						4095
					744,996.80						4096
					2,140,735.51						4097

**STATEMENT OF FUNCTIONAL DISBURSEMENTS
BY DEPARTMENTS, APPROPRIATIONS, AND ACCOUNTS**

Line No.	Fund No.	Dept. and Div. No.	Acct. No.	NAME OF APPROPRIATION OR ACCOUNT	Total Expenditures	OPERATING				
						General Government	Protection to Persons and Property	Hospitals, Health and Sanitation	Development & Conservation of Natural Resources	Highways
590-604 HEALTH AND REHABILITATIVE SERVICES, DEPARTMENT OF (Continued)										
596 Division of Retardation Services: (Continued)										
Sunland Gainesville—Institutions— (Continued)										
4108	1	596	2206	Operating Capital Outlay	\$ 144,316.65			\$ 144,316.65		
4109	1	596	2207	Food Products	511,294.79			511,294.79		
4110	1	596	2299	Certifications Forward	761,449.27			761,449.27		
Sunland Ft. Myers—Institutions—										
4111	1	596	2301	Salaries	5,729,302.97			5,729,302.97		
4112	1	596	2303	Other Personal Services	145,438.12			145,438.12		
4113	1	596	2304	Expenses	1,330,692.62			1,330,692.62		
4114	1	596	2306	Operating Capital Outlay	102,064.22			102,064.22		
4115	1	596	2307	Food Products	244,896.06			244,896.06		
4116	1	596	2399	Certifications Forward	359,996.07			359,996.07		
Sunland Orlando—Institutions—										
4117	1	596	2401	Salaries	8,402,003.67			8,402,003.67		
4118	1	596	2403	Other Personal Services	45,274.62			45,274.62		
4119	1	596	2404	Expenses	1,549,200.59			1,549,200.59		
4120	1	596	2406	Operating Capital Outlay	56,221.58			56,221.58		
4121	1	596	2407	Food Products	202,111.75			202,111.75		
4122	1	596	2499	Certifications Forward	272,913.58			272,913.58		
Sunland Marianna—Institutions—										
4123	1	596	2501	Salaries	5,885,344.00			5,885,344.00		
4124	1	596	2503	Other Personal Services	130,099.97			130,099.97		
4125	1	596	2504	Expenses	1,290,470.36			1,290,470.36		
4126	1	596	2506	Operating Capital Outlay	127,562.13			127,562.13		
4127	1	596	2507	Food Products	357,606.58			357,606.58		
4128	1	596	2599	Certifications Forward	250,991.79			250,991.79		
Sunland Miami—Institutions—										
4129	1	596	2601	Salaries	7,119,791.81			7,119,791.81		
4130	1	596	2603	Other Personal Services	402,329.67			402,329.67		
4131	1	596	2604	Expenses	1,787,908.72			1,787,908.72		
4132	1	596	2606	Operating Capital Outlay	130,729.37			130,729.37		
4133	1	596	2607	Food Products	264,018.89			264,018.89		
4134	1	596	2699	Certifications Forward	292,232.77			292,232.77		
Sunland Tallahassee—Institutions—										
4135	1	596	2701	Salaries	4,917,474.72			4,917,474.72		
4136	1	596	2703	Other Personal Services	126,248.07			126,248.07		
4137	1	596	2704	Expenses	996,201.58			996,201.58		
4138	1	596	2706	Operating Capital Outlay	76,569.61			76,569.61		
4139	1	596	2707	Food Products	90,818.73			90,818.73		
4140	1	596	2799	Certifications Forward	286,251.13			286,251.13		
Retarded Defended Offender Program—										
4141	1	596	2901	Salaries	456,845.38			456,845.38		
4142	1	596	2903	Other Personal Services	13,185.48			13,185.48		
4143	1	596	2904	Expenses	90,411.56			90,411.56		
4144	1	596	2906	Operating Capital Outlay	4,337.64			4,337.64		
4145	1	596	2907	Food Products	13,140.81			13,140.81		
4146	1	596	2999	Certifications Forward	85,963.17			85,963.17		
Control—										
4147	1	596	3238	FCO—Warehouse Equipment—Sunland Orlando	14,133.99			14,133.99		
4148	1	596	3268	FCO—New Laundry Equipment—Sunland Orlando	117,469.10			117,469.10		
District I—FCO—										
4149	1	596	3328	Santa Rosa Recreational Park for Handicapped	54,759.06			54,759.06		
District IV—FCO—										
4150	1	596	3378	Recreational Parks for Handicapped—Duval	2,141.54			2,141.54		
District II—FCO—										
4151	1	596	3418	Non-Ambulatory Replacement Facilities—Tallahassee	65,620.23			65,620.23		
District III—FCO—										
4152	1	596	3458	Equipment Replacement Center—Gainesville	210,383.12			210,383.12		
District VIII—FCO—										
4153	1	596	3558	Equipment Replacement Sunland Center—Ft. Myers	121,944.22			121,944.22		
District IV—FCO—										
4154	1	596	3618	Non-Ambulatory—Replacement Facilities—Jacksonville	53,138.00			53,138.00		
District VII—FCO—										
4155	1	596	3658	Equipment Replacement Sunland Center—Orlando	137,609.63			137,609.63		
District II—FCO—										
4156	1	596	3758	Equipment Replacement Centers	52,539.51			52,539.51		
District XI—FCO—										
4157	1	596	3818	Non-Ambulatory Replacement Facilities	250.00			250.00		
4158	1	596	3858	Equipment Replacement Sunland Center—Miami	94,897.90			94,897.90		
District VII—FCO—										
4159	1	596	3918	Non-Ambulatory Replacement Facilities—Orlando	67,371.82			67,371.82		
4160	1	596	3958	Equipment Replacement Facilities	50,247.10			50,247.10		
4161	1	596	4008	FCO—Renovation of Cottages for Sunland Centers	93,984.00			93,984.00		
4162	1	596	4308	Fixed Capital Outlay	34,546.29			34,546.29		
4163	1	596	5008	FCO—Stepping Stone Park—Gainesville Sunland Centers	43,674.20			43,674.20		
Control—Institutions—										
Federal Aid Trust Fund—										
4164	2	596	0412	Transfers	42.44					
Control—										
Grants and Donations Trust Fund—										
4165	2	596	1011	Refunds	10,387.00					

STATEMENT OF FUNCTIONAL DISBURSEMENTS BY DEPARTMENTS, APPROPRIATIONS, AND ACCOUNTS

EXPENDITURES						NON-OPERATING EXPENDITURES					Line No.
Public Welfare	Education	Parks, Monuments & Memorials	Correctional Institutions	Retirements, Pensions and Relief Acts	Total Operating Expenditures	Aid to Cities, Counties and Others	Investments	County and Other Debt Service	Transfers, Refunds and Other Non-Operating	Total Non-Operating Expenditures	
					\$ 144,316.65						4108
					511,294.79						4109
					761,449.27						4110
					5,729,302.97						4111
					145,438.12						4112
					1,330,692.62						4113
					102,064.22						4114
					244,896.06						4115
					359,996.07						4116
					8,402,003.67						4117
					45,274.62						4118
					1,549,200.59						4119
					56,221.58						4120
					202,111.75						4121
					272,913.58						4122
					5,885,344.00						4123
					130,099.97						4124
					1,290,470.36						4125
					127,562.13						4126
					357,606.58						4127
					250,991.79						4128
					7,119,791.81						4129
					402,329.67						4130
					1,787,908.72						4131
					130,729.37						4132
					264,018.89						4133
					292,232.77						4134
					4,917,474.72						4135
					126,248.07						4136
					996,201.58						4137
					76,569.61						4138
					90,818.73						4139
					286,251.13						4140
					456,845.38						4141
					13,185.48						4142
					90,411.56						4143
					4,337.64						4144
					13,140.81						4145
					85,963.17						4146
					14,133.99						4147
					117,469.10						4148
					54,759.06						4149
					2,141.54						4150
					65,620.23						4151
					210,383.12						4152
					121,944.22						4153
					53,138.00						4154
					137,609.63						4155
					52,539.51						4156
					250.00						4157
					94,897.90						4158
					67,371.82						4159
					50,247.10						4160
					93,964.00						4161
					34,546.29						4162
					43,674.20						4163
									42.44	42.44	4164
									10,387.00	10,387.00	4165

STATEMENT OF FUNCTIONAL DISBURSEMENTS BY DEPARTMENTS, APPROPRIATIONS, AND ACCOUNTS

Line No.	Fund No.	Dept. and Div. No.	Acct. No.	NAME OF APPROPRIATION OR ACCOUNT	Total Expenditures	OPERATING				
						General Government	Protection to Persons and Property	Hospitals, Health and Sanitation	Development & Conservation of Natural Resources	Highways
		590-604		HEALTH AND REHABILITATIVE SERVICES,						
				DEPARTMENT OF (Continued)						
		596		Division of Retardation Services: (Continued)						
				Control— (Continued)						
				Grants and Donations Trust Fund— (Continued)						
4166	2	596	1012	Transfers	\$ 29,880.00	\$	\$	\$	\$	\$
				Sunland—Gainesville—						
				Grants and Donations Trust Fund—						
4167	2	596	1201	Salaries	173,068.81			173,068.81		
4168	2	596	1204	Expenses	14,321.00			14,321.00		
4169	2	596	1207	Food Products	103,469.63			103,469.63		
4170	2	596	1299	Certifications Forward	93,475.20			93,475.20		
				Sunland—Ft. Myers—						
				Grants and Donations Trust Fund—						
4171	2	596	1301	Salaries	129,685.49			129,685.49		
4172	2	596	1303	Other Personal Services	117,958.34			117,958.34		
4173	2	596	1304	Expenses	1,764.18			1,764.18		
4174	2	596	1306	Operating Capital Outlay	22,692.16			22,692.16		
4175	2	596	1307	Food Products	118,073.21			118,073.21		
4176	2	596	1399	Certifications Forward	25,029.93			25,029.93		
				Sunland—Orlando—						
				Grants and Donations Trust Fund—						
4177	2	596	1401	Salaries	160,165.03			160,165.03		
4178	2	596	1403	Other Personal Services	2,387.46			2,387.46		
4179	2	596	1404	Expenses	1,936.58			1,936.58		
4180	2	596	1406	Operating Capital Outlay	31,184.89			31,184.89		
4181	2	596	1407	Food Products	307,893.37			307,893.37		
4182	2	596	1499	Certifications Forward	27,219.84			27,219.84		
				Sunland—Marianna—						
				Grants and Donations Trust Fund—						
4183	2	596	1501	Salaries	100,212.46			100,212.46		
4184	2	596	1503	Other Personal Services	6,476.90			6,476.90		
4185	2	596	1504	Expenses	34,098.33			34,098.33		
4186	2	596	1506	Operating Capital Outlay	15,138.31			15,138.31		
4187	2	596	1507	Food Products	110,775.31			110,775.31		
4188	2	596	1599	Certifications Forward	51,135.83			51,135.83		
				Sunland—Miami—						
				Grants and Donations Trust Fund—						
4189	2	596	1601	Salaries	153,147.33			153,147.33		
4190	2	596	1603	Other Personal Services	16,720.20			16,720.20		
4191	2	596	1604	Expenses	2,919.79			2,919.79		
4192	2	596	1607	Food Products	96,629.04			96,629.04		
4193	2	596	1699	Certifications Forward	7,094.23			7,094.23		
				Sunland—Tallahassee—						
				Grants and Donations Trust Fund—						
4194	2	596	1701	Salaries	139,028.65			139,028.65		
4195	2	596	1704	Expenses	1,335.37			1,335.37		
4196	2	596	1706	Operating Capital Outlay	1,342.49			1,342.49		
4197	2	596	1707	Food Products	153,017.53			153,017.53		
4198	2	596	1799	Certifications Forward	20,814.16			20,814.16		
				Grants and Donations Trust Fund—						
				Retarded Delinquent Offender Program—						
4199	2	596	1806	Operating Capital Outlay	1,407.20			1,407.20		
				Control—						
				Operation and Maintenance Trust Fund—						
4200	2	596	2011	Refunds	2,221.37					
				Sunland—Gainesville—						
				Operation and Maintenance Trust Fund—						
4201	2	596	2201	Salaries	2,149,609.64			2,149,609.64		
4202	2	596	2203	Other Personal Services	4,429.40			4,429.40		
4203	2	596	2204	Expenses	45,203.15			45,203.15		
4204	2	596	2206	Operating Capital Outlay	34,414.73			34,414.73		
4205	2	596	2299	Certifications Forward	3,790.47			3,790.47		
				Sunland—Ft. Myers—						
				Operation and Maintenance Trust Fund—						
4206	2	596	2301	Salaries	700,055.23			700,055.23		
4207	2	596	2303	Other Personal Services	14,571.67			14,571.67		
4208	2	596	2304	Expenses	45,533.19			45,533.19		
4209	2	596	2306	Operating Capital Outlay	409.41			409.41		
4210	2	596	2399	Certifications Forward	14,140.73			14,140.73		
				Sunland—Orlando—						
				Operation and Maintenance Trust Fund—						
4211	2	596	2401	Salaries	351,768.10			351,768.10		
4212	2	596	2499	Certifications Forward	15,516.21			15,516.21		
				Sunland—Marianna—						
				Operation and Maintenance Trust Fund—						
4213	2	596	2501	Salaries	1,229,629.49			1,229,629.49		
4214	2	596	2503	Other Personal Services	16,715.76			16,715.76		
4215	2	596	2504	Expenses	94,224.87			94,224.87		
4216	2	596	2506	Operating Capital Outlay	45,910.34			45,910.34		
4217	2	596	2599	Certifications Forward	48,198.20			48,198.20		
				Sunland—Miami—						
				Operation and Maintenance Trust Fund—						
4218	2	596	2601	Salaries	795,606.87			795,606.87		
4219	2	596	2603	Other Personal Services	15,200.66			15,200.66		

**STATEMENT OF FUNCTIONAL DISBURSEMENTS
BY DEPARTMENTS, APPROPRIATIONS, AND ACCOUNTS**

EXPENDITURES						NON-OPERATING EXPENDITURES					Line No.
Public Welfare	Education	Parks, Monuments & Memorials	Correctional Institutions	Retirements, Pensions and Relief Acts	Total Operating Expenditures	Aid to Cities, Counties and Others	Investments	County and Other Debt Service	Transfers, Refunds and Other Non-Operating	Total Non-Operating Expenditures	
\$	\$	\$	\$	\$	\$	\$	\$	\$	\$ 29,880.00	\$ 29,880.00	4166
					173,068.81						4167
					14,321.00						4168
					103,469.63						4169
					93,475.20						4170
					129,685.49						4171
					117,958.34						4172
					1,764.18						4173
					22,692.16						4174
					118,073.21						4175
					25,029.93						4176
					160,165.03						4177
					2,387.46						4178
					1,936.58						4179
					31,184.89						4180
					307,893.37						4181
					27,219.84						4182
					100,212.46						4183
					6,476.90						4184
					34,098.33						4185
					15,138.31						4186
					110,775.31						4187
					51,135.83						4188
					153,147.33						4189
					16,720.20						4190
					2,919.79						4191
					96,629.04						4192
					7,094.23						4193
					139,028.65						4194
					1,335.37						4195
					1,342.49						4196
					153,017.53						4197
					20,814.16						4198
					1,407.20						4199
									2,221.37	2,221.37	4200
					2,149,609.64						4201
					4,429.40						4202
					45,203.15						4203
					34,414.73						4204
					3,790.47						4205
					700,055.23						4206
					14,571.67						4207
					45,533.19						4208
					409.41						4209
					14,140.73						4210
					351,768.10						4211
					15,518.21						4212
					1,229,629.49						4213
					16,715.76						4214
					94,224.87						4215
					45,910.34						4216
					48,198.20						4217
					795,606.87						4218
					15,200.66						4219

STATEMENT OF FUNCTIONAL DISBURSEMENTS BY DEPARTMENTS, APPROPRIATIONS, AND ACCOUNTS

Line No.	Fund No.	Dept. and Div. No.	Acct. No.	NAME OF APPROPRIATION OR ACCOUNT	Total Expenditures	OPERATING				
						General Government	Protection to Persons and Property	Hospitals, Health and Sanitation	Development & Conservation of Natural Resources	Highways
590-604 HEALTH AND REHABILITATIVE SERVICES, DEPARTMENT OF (Continued)										
596 Division of Retardation Services: (Continued)										
Sunland—Miami— (Continued)										
Operation and Maintenance Trust Fund— (Continued)										
4220	2	596	2604	Expenses	\$ 64,087.10			\$ 64,087.10		
4221	2	596	2606	Operating Capital Outlay	16,626.55			16,626.55		
Sunland—Tallahassee—										
Operation and Maintenance Trust Fund—										
4222	2	596	2701	Salaries	530,801.82			530,801.82		
4223	2	596	2704	Expenses	3,947.00			3,947.00		
4224	2	596	2706	Operating Capital Outlay	4,783.08			4,783.08		
4225	2	596	2799	Certifications Forward	14,829.32			14,829.32		
Control—										
Federal Aid Trust Fund Title XX—										
4226	2	596	3012	Transfers	416,695.75					
Sunland—Gainesville—										
Federal Aid Trust Fund Title XX—										
4227	2	596	3201	Salaries	3,459,663.29			3,459,663.29		
Sunland—Ft. Myers—										
Federal Aid Trust Fund Title XX—										
4228	2	596	3301	Salaries	754,351.61			754,351.61		
4229	2	596	3399	Certifications Forward	9,700.64			9,700.64		
Sunland—Orlando—										
Federal Aid Trust Fund Title XX—										
4230	2	596	3401	Salaries	1,653,594.22			1,653,594.22		
4231	2	596	3499	Certifications Forward	108,461.57			108,461.57		
Sunland—Marianna—										
Federal Aid Trust Fund Title XX—										
4232	2	596	3501	Salaries	557,247.96			557,247.96		
4233	2	596	3504	Expenses	6,335.22			6,335.22		
4234	2	596	3599	Certifications Forward	19,608.93			19,608.93		
Sunland—Miami—										
Federal Aid Trust Fund Title XX—										
4235	2	596	3601	Salaries	849,046.06			849,046.06		
Sunland—Tallahassee—										
Federal Aid Trust Fund Title XX—										
4236	2	596	3701	Salaries	954,970.47			954,970.47		
4237	2	596	3799	Certifications Forward	34,978.65			34,978.65		
Control—										
Grants and Donations Trust Fund—										
4238	2	596	4011	Refunds	3,425.37					
District I—										
Grants and Donations Trust Fund—										
4239	2	596	4101	Salaries	26,744.45			26,744.45		
4240	2	596	4103	Other Personal Services	500.00			500.00		
4241	2	596	4104	Expenses	3,647.35			3,647.35		
4242	2	596	4106	Operating Capital Outlay	460.00			460.00		
4243	2	596	4199	Certifications Forward	729.02			729.02		
District II—										
Grants and Donations Trust Fund—										
4244	2	596	4201	Salaries	12,080.07			12,080.07		
4245	2	596	4203	Other Personal Services	20,150.37			20,150.37		
4246	2	596	4204	Expenses	4,391.20			4,391.20		
4247	2	596	4206	Operating Capital Outlay	234.83			234.83		
4248	2	596	4230	Aid to Local Government—Community Retardation Services	118,356.50					
District III—										
Grants and Donations Trust Fund—										
4249	2	596	4303	Other Personal Services	28,273.94			28,273.94		
4250	2	596	4304	Expenses	734.92			734.92		
4251	2	596	4330	Aid to Local Government—Community Retardation Services	226,689.87					
4252	2	596	4396	Certifications Forward—Aid to Local Government	3,690.25					
4253	2	596	4399	Certifications Forward	1,825.55			1,825.55		
District IV—										
Grants and Donations Trust Fund—										
4254	2	596	4401	Salaries	9,599.86			9,599.86		
4255	2	596	4404	Expenses	33,398.30			33,398.30		
4256	2	596	4430	Aid to Local Government—Community Retardation Services	2,962.50					
4257	2	596	4499	Certifications Forward	1,901.60			1,901.60		
District V—										
Grants and Donations Trust Fund—										
4258	2	596	4501	Salaries	34,288.73			34,288.73		
4259	2	596	4503	Other Personal Services	24,635.22			24,635.22		
4260	2	596	4504	Expenses	3,529.86			3,529.86		
4261	2	596	4506	Operating Capital Outlay	1,938.30			1,938.30		
4262	2	596	4530	Aid to Local Government—Community Retardation Services	17,917.10					
4263	2	596	4599	Certifications Forward	4,825.76			4,825.76		
District VI—										
Grants and Donations Trust Fund—										
4264	2	596	4601	Salaries	111,839.10			111,839.10		
4265	2	596	4603	Other Personal Services	2,432.86			2,432.86		
4266	2	596	4604	Expenses	6,297.35			6,297.35		

**STATEMENT OF FUNCTIONAL DISBURSEMENTS
BY DEPARTMENTS, APPROPRIATIONS, AND ACCOUNTS**

EXPENDITURES						NON-OPERATING EXPENDITURES					Line No.
Public Welfare	Education	Parks, Monuments & Memorials	Correctional Institutions	Retirements, Pensions and Relief Acts	Total Operating Expenditures	Aid to Cities, Counties and Others	Investments	County and Other Debt Service	Transfers, Refunds and Other Non-Operating	Total Non-Operating Expenditures	
					\$ 64,087.10						4220
					16,626.55						4221
					530,801.82						4222
					3,947.00						4223
					4,783.08						4224
					14,829.32						4225
									416,695.75	416,695.75	4226
					3,459,663.29						4227
					754,351.61						4228
					9,700.64						4229
					1,653,594.22						4230
					108,461.57						4231
					557,247.96						4232
					6,335.22						4233
					19,608.93						4234
					849,046.06						4235
					954,970.47						4236
					34,978.65						4237
									3,425.37	3,425.37	4238
					26,744.45						4239
					500.00						4240
					3,647.35						4241
					460.00						4242
					729.02						4243
					12,080.07						4244
					20,150.37						4245
					4,391.20						4246
					234.83						4247
									118,356.50	118,356.50	4248
					28,273.94						4249
					734.92						4250
									226,689.87	226,689.87	4251
									3,690.25	3,690.25	4252
					1,825.55						4253
					9,599.86						4254
					33,398.30						4255
					1,901.60				2,962.50	2,962.50	4256
											4257
					34,288.73						4258
					24,635.22						4259
					3,529.86						4260
					1,938.30						4261
									17,917.10	17,917.10	4262
					4,825.76						4263
					111,839.10						4264
					2,432.86						4265
					6,297.35						4266

**STATEMENT OF FUNCTIONAL DISBURSEMENTS
BY DEPARTMENTS, APPROPRIATIONS, AND ACCOUNTS**

Line No.	Fund No.	Dept. and Div. No.	Acct. No.	NAME OF APPROPRIATION OR ACCOUNT	Total Expenditures	OPERATING				
						General Government	Protection to Persons and Property	Hospitals, Health and Sanitation	Development & Conservation of Natural Resources	Highways
590-604				HEALTH AND REHABILITATIVE SERVICES, DEPARTMENT OF (Continued)						
596				Division of Retardation Services: (Continued)						
				District VI— (Continued)						
4267	2	596	4630	Aid to Local Government—Community Retardation Services	\$ 20,783.25	\$	\$	\$	\$	\$
4268	2	596	4699	Certifications Forward	3,377.49			3,377.49		
				District VII—						
				Grants and Donations Trust Fund—						
4269	2	596	4701	Salaries	37,753.23			37,753.23		
4270	2	596	4703	Other Personal Services	26,739.47			26,739.47		
4271	2	596	4704	Expenses	4,672.11			4,672.11		
4272	2	596	4706	Operating Capital Outlay	2,261.82			2,261.82		
4273	2	596	4730	Aid to Local Government—Community Retardation Services	58,891.45					
				District VIII—						
				Grants and Donations Trust Fund—						
4274	2	596	4803	Other Personal Services	5,618.64			5,618.64		
4275	2	596	4804	Expenses	547.23			547.23		
4276	2	596	4830	Aid to Local Government—Community Retardation Services	68,229.50					
4277	2	596	4896	Certifications Forward—Aid to Local Government	9,840.50					
4278	2	596	4899	Certifications Forward	283.74			283.74		
				District IX—						
				Grants and Donations Trust Fund—						
4279	2	596	4901	Salaries	30,582.54			30,582.54		
4280	2	596	4903	Other Personal Services	2,500.21			2,500.21		
4281	2	596	4904	Expenses	2,335.88			2,335.88		
4282	2	596	4930	Aid to Local Government—Community Retardation Services	2,430.75					
4283	2	596	4999	Certifications Forward	236.19			236.19		
				District X—						
				Grants and Donations Trust Fund—						
4284	2	596	5003	Other Personal Services	99,225.84			99,225.84		
4285	2	596	5004	Expenses	3,392.06			3,392.06		
4286	2	596	5030	Aid to Local Government—Community Retardation Services	63,761.76					
4287	2	596	5099	Certifications Forward	899.25			899.25		
				District XI—						
				Grants and Donations Trust Fund—						
4288	2	596	5103	Other Personal Services	58,365.73			58,365.73		
4289	2	596	5104	Expenses	17,386.01			17,386.01		
4290	2	596	5130	Aid to Local Government—Community Retardation Services	114,852.97					
4291	2	596	5199	Certifications Forward	11,190.12			11,190.12		
				District XII—						
				Grants and Donations Trust Fund—						
4292	2	596	5230	Aid to Local Government—Community Retardation Services	165,413.00					
4293	2	596	5296	Certifications Forward—Aid to Local Government	9,899.75					
				Control—						
				Operations and Maintenance Trust Fund—						
4294	2	596	5511	Refunds	4,858.28					
4295	2	596	5512	Transfers	47,470.00					
4296	2	596	5580	Special Categories—Intermediate Care Facility	2,418,961.72			2,418,961.72		
				District I—						
				Operations and Maintenance Trust Fund—						
4297	2	596	5610	Special Categories—Community Residential Training	9,273.50			9,273.50		
4298	2	596	5620	Special Categories—Purchased Client Services	85,492.68			85,492.68		
4299	2	596	5699	Certifications Forward	4,536.54			4,536.54		
				District II—						
				Operations and Maintenance Trust Fund—						
4300	2	596	5710	Special Categories—Community Residential Training	43,719.02			43,719.02		
4301	2	596	5720	Special Categories—Purchased Client Services	89,607.69			89,607.69		
4302	2	596	5799	Certifications Forward	14,311.34			14,311.34		
				District III—						
				Operations and Maintenance Trust Fund—						
4303	2	596	5810	Special Categories—Community Residential Training	77,052.42			77,052.42		
4304	2	596	5820	Special Categories—Purchased Client Services	117,147.00			117,147.00		
4305	2	596	5899	Certifications Forward	12,982.68			12,982.68		
				District IV—						
				Operations and Maintenance Trust Fund—						
4306	2	596	5910	Special Categories—Community Residential Training	45,117.68			45,117.68		
4307	2	596	5920	Special Categories—Purchased Client Services	58,062.78			58,062.78		
4308	2	596	5999	Certifications Forward	26,170.07			26,170.07		
				District V—						
				Operations and Maintenance Trust Fund—						
4309	2	596	6010	Special Categories—Community Residential Training	34,190.58			34,190.58		
4310	2	596	6020	Special Categories—Purchased Client Services	98,302.87			98,302.87		
4311	2	596	6099	Certifications Forward	14,564.61			14,564.61		
				District VI—						
				Operations and Maintenance Trust Fund—						
4312	2	596	6110	Special Categories—Community Residential Training	42,634.44			42,634.44		
4313	2	596	6120	Special Categories—Purchased Client Services	96,576.70			96,576.70		
4314	2	596	6199	Certifications Forward	4,598.00			4,598.00		
				District VII—						
				Operations and Maintenance Trust Fund—						
4315	2	596	6210	Special Categories—Community Residential Training	22,569.05			22,569.05		
4316	2	596	6220	Special Categories—Purchased Client Services	73,911.60			73,911.60		
4317	2	596	6299	Certifications Forward	11,001.77			11,001.77		

**STATEMENT OF FUNCTIONAL DISBURSEMENTS
BY DEPARTMENTS, APPROPRIATIONS, AND ACCOUNTS**

EXPENDITURES						NON-OPERATING EXPENDITURES					Line No.
Public Welfare	Education	Parks, Monuments & Memorials	Correctional Institutions	Retirements, Pensions and Relief Acts	Total Operating Expenditures	Aid to Cities, Counties and Others	Investments	County and Other Debt Service	Transfers, Refunds and Other Non-Operating	Total Non-Operating Expenditures	
					\$ 3,377.49				\$ 20,783.25	\$ 20,783.25	4267
											4268
					37,753.23						4269
					26,739.47						4270
					4,672.11						4271
					2,281.82						4272
									58,891.45	58,891.45	4273
					5,618.64						4274
					547.23						4276
									68,229.50	68,229.50	4276
									9,840.50	9,840.50	4277
					283.74						4278
					30,582.54						4279
					2,500.00						4280
					2,335.88						4281
									2,430.75	2,430.75	4282
					238.19						4283
					99,225.84						4284
					3,392.06						4285
									63,761.76	63,761.76	4286
					899.25						4287
					58,365.73						4288
					17,386.01						4289
									114,852.97	114,852.97	4290
					11,190.12						4291
									165,413.00	165,413.00	4292
									9,899.75	9,899.75	4293
									4,858.28	4,858.28	4294
									47,470.00	47,470.00	4295
					2,418,961.72						4296
					9,273.50						4297
					85,492.68						4298
					4,536.54						4299
					43,719.02						4300
					89,607.69						4301
					14,311.34						4302
					77,052.42						4303
					117,147.00						4304
					12,962.68						4305
					45,117.68						4306
					58,062.78						4307
					26,170.07						4308
					34,190.58						4309
					98,302.87						4310
					14,564.61						4311
					42,634.44						4312
					96,576.70						4313
					4,598.00						4314
					22,569.05						4315
					73,911.60						4316
					11,001.77						4317

**STATEMENT OF FUNCTIONAL DISBURSEMENTS
BY DEPARTMENTS, APPROPRIATIONS, AND ACCOUNTS**

Line No.	Fund No.	Dept. and Div. No.	Acct. No.	NAME OF APPROPRIATION OR ACCOUNT	Total Expenditures	OPERATING				
						General Government	Protection to Persons and Property	Hospitals, Health and Sanitation	Development & Conservation of Natural Resources	Highways
		590-604	HEALTH AND REHABILITATIVE SERVICES, DEPARTMENT OF (Continued)							
		596	Division of Retardation Services: (Continued)							
			District VIII—							
			Operations and Maintenance Trust Fund—							
	4318	2	596	6310	Special Categories—Community Residential Training	\$ 57,289.20	\$	\$	57,289.20	\$
	4319	2	596	6320	Special Categories—Purchased Client Services	52,305.86			52,305.86	
	4320	2	596	6399	Certifications Forward	20,597.66			20,597.66	
			District IX—							
			Operations and Maintenance Trust Fund—							
	4321	2	596	6410	Special Categories—Community Residential Training	18,795.86			18,795.86	
	4322	2	596	6420	Special Categories—Purchased Client Services	80,489.12			80,489.12	
	4323	2	596	6499	Certifications Forward	21,373.01			21,373.01	
			District X—							
			Operations and Maintenance Trust Fund—							
	4324	2	596	6510	Special Categories—Community Residential Training	39,546.92			39,546.92	
	4325	2	596	6520	Special Categories—Purchased Client Services	70,558.87			70,558.87	
	4326	2	596	6599	Certifications Forward	24,584.11			24,584.11	
			District XI—							
			Operations and Maintenance Trust Fund—							
	4327	2	596	6610	Special Categories—Community Residential Training	191,312.45			191,312.45	
	4328	2	596	6620	Special Categories—Purchased Client Services	149,737.10			149,737.10	
	4329	2	596	6899	Certifications Forward	54,166.97			54,166.97	
			District II—							
			Group Living Home Revolving Trust Fund—							
	4330	2	596	7210	Special Categories—Temporary Loans	9,600.00			9,600.00	
	4331	2	596	7215	Temporary Loans	26,666.65			26,666.65	
			District III—							
			Group Living Home Revolving Trust Fund—							
	4332	2	596	7310	Special Categories—Temporary Loans	7,434.00			7,434.00	
			District IV—							
			Group Living Home Revolving Trust Fund—							
	4333	2	596	7410	Special Categories—Temporary Loans	12,236.00			12,236.00	
	4334	2	596	7415	Temporary Loans	115,312.00			115,312.00	
			District V—							
			Group Living Home Revolving Trust Fund—							
	4335	2	596	7510	Special Categories—Temporary Loans	19,264.00			19,264.00	
	4336	2	596	7515	Temporary Loans	160,000.00			160,000.00	
			District VI—							
			Group Living Home Revolving Trust Fund—							
	4337	2	596	7610	Special Categories—Temporary Loans	40,110.00			40,110.00	
			District VIII—							
			Group Living Home Revolving Trust Fund—							
	4338	2	596	7810	Special Categories—Temporary Loans	9,139.00			9,139.00	
			District IX—							
			Group Living Home Revolving Trust Fund—							
	4339	2	596	7910	Special Categories—Temporary Loans	10,745.00			10,745.00	
			District X—							
			Group Living Home Revolving Trust Fund—							
	4340	2	596	8010	Special Categories—Temporary Loans	23,940.00			23,940.00	
			District XI—							
			Group Living Home Revolving Trust Fund—							
	4341	2	596	8110	Special Categories—Temporary Loans	3,100.00			3,100.00	
			Control—							
			Federal Aid Trust Fund Title XX—							
	4342	2	596	8512	Transfers	429,256.81				
	4343	2	596	8590	Special Categories—Contracted Casework Services	33,456.00			33,456.00	
			District I—							
			Federal Aid Trust Fund Title XX—							
	4344	2	596	8601	Salaries	97,111.89			97,111.89	
	4345	2	596	8604	Expenses	15,564.75			15,564.75	
	4346	2	596	8620	Special Categories—Independent/Family Living	374,897.03			374,897.03	
	4347	2	596	8640	Special Categories—Developmental Disabilities	17,212.23			17,212.23	
	4348	2	596	8699	Certifications Forward	49,315.44			49,315.44	
			District II—							
			Federal Aid Trust Fund Title XX—							
	4349	2	596	8701	Salaries	167,778.50			167,778.50	
	4350	2	596	8704	Expenses	34,134.66			34,134.66	
	4351	2	596	8710	Special Categories—Community Residential Training	101,623.38			101,623.38	
	4352	2	596	8720	Special Categories—Independent/Family Living	420,253.23			420,253.23	
	4353	2	596	8740	Special Categories—Developmental Disabilities	20,535.51			20,535.51	
	4354	2	596	8799	Certifications Forward	25,923.56			25,923.56	
			District III—							
			Federal Aid Trust Fund Title XX—							
	4355	2	596	8801	Salaries	108,153.90			108,153.90	
	4356	2	596	8804	Expenses	14,037.02			14,037.02	
	4357	2	596	8810	Special Categories—Community Residential Training	199,541.52			199,541.52	
	4358	2	596	8820	Special Categories—Independent/Family Living	337,053.54			337,053.54	
	4359	2	596	8840	Special Categories—Developmental Disabilities	8,808.09			8,808.09	
	4360	2	596	8899	Certifications Forward	33,178.71			33,178.71	
			District IV—							
			Federal Aid Trust Fund Title XX—							
	4361	2	596	8901	Salaries	136,221.47			136,221.47	

**STATEMENT OF FUNCTIONAL DISBURSEMENTS
BY DEPARTMENTS, APPROPRIATIONS, AND ACCOUNTS**

EXPENDITURES						NON-OPERATING EXPENDITURES					Line No.
Public Welfare	Education	Parks, Monuments & Memorials	Correctional Institutions	Retirements, Pensions and Relief Acts	Total Operating Expenditures	Aid to Cities, Counties and Others	Investments	County and Other Debt Service	Transfers, Refunds and Other Non-Operating	Total Non-Operating Expenditures	
					\$ 57,289.20						4318
					52,305.86						4319
					20,597.66						4320
					18,795.86						4321
					80,489.12						4322
					21,373.01						4323
					39,546.92						4324
					70,558.87						4325
					24,584.11						4326
					191,312.45						4327
					149,737.10						4328
					54,166.97						4329
					9,600.00						4330
					26,666.65						4331
					7,434.00						4332
					12,236.00						4333
					115,312.00						4334
					19,264.00						4335
					160,000.00						4336
					40,110.00						4337
					9,139.00						4338
					10,745.00						4339
					23,940.00						4340
					3,100.00						4341
					33,456.00				429,256.81	429,256.81	4342
					97,111.89						4344
					15,564.75						4345
					374,897.03						4346
					17,212.23						4347
					49,315.44						4348
					167,778.50						4349
					34,134.66						4350
					101,623.38						4351
					420,253.23						4352
					20,535.51						4353
					25,923.56						4354
					108,153.90						4355
					14,037.02						4356
					199,541.52						4357
					337,053.54						4358
					8,806.09						4359
					33,178.71						4360
					136,221.47						4361

STATEMENT OF FUNCTIONAL DISBURSEMENTS BY DEPARTMENTS, APPROPRIATIONS, AND ACCOUNTS

Line No.	Fund No.	Dept. and Div. No.	Acct. No.	NAME OF APPROPRIATION OR ACCOUNT	Total Expenditures	OPERATING				
						General Government	Protection to Persons and Property	Hospitals, Health and Sanitation	Development & Conservation of Natural Resources	Highways
			590-804	HEALTH AND REHABILITATIVE SERVICES, DEPARTMENT OF (Continued)						
			596	Division of Retardation Services: (Continued)						
				District IV—(Continued)						
				Federal Aid Trust Fund Title XX— (Continued)						
				Expenses	\$ 43,758.43	\$.	\$.	\$ 43,758.43	\$.	\$.
4362	2	596	8904	Special Categories—Community Residential Training	191,926.00			191,926.00		
4363	2	596	8910	Special Categories—Independent/Family Living	250,202.37			250,202.37		
4364	2	596	8920	Special Categories—Developmental Disabilities	27,875.68			27,875.68		
4365	2	596	8940	Certifications Forward	45,121.69			45,121.69		
4366	2	596	8999	District V—						
				Federal Aid Trust Fund Title XX—						
				Salaries	142,957.53			142,957.53		
4367	2	596	9001	Expenses	28,561.29			28,561.29		
4368	2	596	9004	Special Categories—Community Residential Training	133,776.49			133,776.49		
4369	2	596	9010	Special Categories—Independent/Family Living	417,898.69			417,898.69		
4370	2	596	9020	Special Categories—Developmental Disabilities	31,463.47			31,463.47		
4371	2	596	9040	Certifications Forward	33,216.73			33,216.73		
4372	2	596	9099	District VI—						
				Federal Aid Trust Fund Title XX—						
				Salaries	135,052.66			135,052.66		
4373	2	596	9101	Expenses	12,623.01			12,623.01		
4374	2	596	9104	Special Categories—Community Residential Training	224,220.45			224,220.45		
4375	2	596	9110	Special Categories—Independent/Family Living	401,971.93			401,971.93		
4376	2	596	9120	Special Categories—Developmental Disabilities	22,406.69			22,406.69		
4377	2	596	9140	Certifications Forward	10,876.10			10,876.10		
4378	2	596	9199	District VII—						
				Federal Aid Trust Fund Title XX—						
				Salaries	91,385.20			91,385.20		
4379	2	596	9201	Expenses	12,029.09			12,029.09		
4380	2	596	9204	Special Categories—Community Residential Training	84,235.88			84,235.88		
4381	2	596	9210	Special Categories—Independent/Family Living	351,507.47			351,507.47		
4382	2	596	9220	Special Categories—Developmental Disabilities	12,077.44			12,077.44		
4383	2	596	9240	Certifications Forward	63,137.79			63,137.79		
4384	2	596	9299	District VIII—						
				Federal Aid Trust Fund Title XX—						
				Salaries	128,541.52			128,541.52		
4385	2	596	9301	Expenses	23,851.46			23,851.46		
4386	2	596	9304	Special Categories—Community Residential Training	214,957.33			214,957.33		
4387	2	596	9310	Special Categories—Independent/Family Living	249,015.34			249,015.34		
4388	2	596	9320	Special Categories—Developmental Disabilities	46,528.18			46,528.18		
4389	2	596	9340	Certifications Forward	55,232.24			55,232.24		
4390	2	596	9399	District IX—						
				Federal Aid Trust Fund Title XX—						
				Salaries	129,213.69			129,213.69		
4391	2	596	9401	Expenses	20,876.71			20,876.71		
4392	2	596	9404	Special Categories—Community Residential Training	40,402.69			40,402.69		
4393	2	596	9410	Special Categories—Independent/Family Living	348,810.28			348,810.28		
4394	2	596	9420	Special Categories—Developmental Disabilities	60,356.63			60,356.63		
4395	2	596	9440	Certifications Forward	36,726.45			36,726.45		
4396	2	596	9499	District X—						
				Federal Aid Trust Fund Title XX—						
				Salaries	177,235.06			177,235.06		
4397	2	596	9501	Expenses	16,929.68			16,929.68		
4398	2	596	9504	Special Categories—Community Residential Training	156,571.96			156,571.96		
4399	2	596	9510	Special Categories—Independent/Family Living	362,918.27			362,918.27		
4400	2	596	9520	Special Categories—Developmental Disabilities	70,713.78			70,713.78		
4401	2	596	9540	Certifications Forward	17,118.75			17,118.75		
4402	2	596	0599	District XI—						
				Federal Aid Trust Fund Title XX—						
				Salaries	249,525.61			249,525.61		
4403	2	596	9601	Other Personal Services	10,189.16			10,189.16		
4404	2	596	9603	Expenses	27,107.83			27,107.83		
4405	2	596	9604	Operating Capital Outlay	1,676.18			1,676.18		
4406	2	596	9606	Special Categories—Community Residential Training	681,570.14			681,570.14		
4407	2	596	9610	Special Categories—Independent/Family Living	634,304.03			634,304.03		
4408	2	596	9620	Special Categories—Developmental Disabilities	43,983.53			43,983.53		
4409	2	596	9640	Certifications Forward	43,040.33			43,040.33		
4410	2	596	9699	Total Division of Retardation Services	\$ 122,628,444.34	\$.	\$.	\$ 119,692,716.68	\$.	\$.
4411				Division of Vocational Rehabilitation Services:						
				Control—						
				Certifications Forward	\$ 468,710.33	\$.	\$.	\$.	\$.	\$.
				District I—						
				Salaries	129,188.89					
4412	1	597	0099	Other Personal Services	273.85					
4413	1	597	0101	Expenses	19,098.54					
4414	1	597	0103	Operating Capital Outlay	521.78					
4415	1	597	0104	Purchase Client Services	165,184.37					
4416	1	597	0106	Extended Employment for the Developmental Disabled	4,884.36					
4417	1	597	0110	Spinal Cord Injury Program	76,957.26					
4418	1	597	0120	District II—						
4419	1	597	0140	Salaries	179,461.87					
4420	1	597	0201							

**STATEMENT OF FUNCTIONAL DISBURSEMENTS
BY DEPARTMENTS, APPROPRIATIONS, AND ACCOUNTS**

EXPENDITURES						NON-OPERATING EXPENDITURES					Line No.
Public Welfare	Education	Parks, Monuments & Memorials	Correctional Institutions	Retirements, Pensions and Relief Acts	Total Operating Expenditures	Aid to Cities, Counties and Others	Investments	County and Other Debt Service	Transfers, Refunds and Other Non-Operating	Total Non-Operating Expenditures	
\$	\$	\$	\$	\$	\$	\$	\$	\$	\$	\$	4362
					43,758.43						4363
					191,926.00						4364
					250,202.37						4365
					27,875.66						4366
					45,121.69						
					142,957.53						4367
					28,561.29						4368
					133,776.49						4369
					417,898.89						4370
					31,463.47						4371
					33,216.73						4372
					135,052.66						4373
					12,623.01						4374
					224,220.45						4375
					401,971.93						4376
					22,406.89						4377
					10,876.10						4378
					91,385.20						4379
					12,029.09						4380
					84,235.88						4381
					351,507.47						4382
					12,077.44						4383
					63,137.79						4384
					128,541.52						4385
					23,851.46						4386
					214,957.33						4387
					249,015.34						4388
					46,528.16						4389
					55,232.24						4390
					129,213.69						4391
					20,876.71						4392
					40,402.69						4393
					346,810.28						4394
					60,356.63						4395
					36,726.45						4396
					177,235.06						4397
					16,929.68						4398
					156,571.96						4399
					362,918.27						4400
					70,713.78						4401
					17,118.75						4402
					249,525.61						4403
					10,189.16						4404
					27,107.83						4405
					1,676.18						4406
					661,570.14						4407
					634,304.03						4408
					43,938.53						4409
					43,040.33						4410
\$	\$	\$	\$	\$	\$ 119,692,716.68	\$	\$	\$	\$ 2,935,727.66	\$ 2,935,727.66	4411
\$	\$ 468,710.33	\$	\$	\$	\$ 468,710.33	\$	\$	\$	\$	\$	4412
	129,188.89				129,188.89						4413
	273.85				273.85						4414
	19,098.54				19,098.54						4415
	521.78				521.78						4416
	165,184.37				165,184.37						4417
	4,884.36				4,884.36						4418
	76,957.26				76,957.26						4419
	179,461.87				179,461.87						4420

**STATEMENT OF FUNCTIONAL DISBURSEMENTS
BY DEPARTMENTS, APPROPRIATIONS, AND ACCOUNTS**

Line No.	Fund No.	Dept. and Div. No.	Acct. No.	NAME OF APPROPRIATION OR ACCOUNT	Total Expenditures	OPERATING				
						General Government	Protection to Persons and Property	Hospitals, Health and Sanitation	Development & Conservation of Natural Resources	Highways
		590-604	HEALTH AND REHABILITATIVE SERVICES, DEPARTMENT OF (Continued)							
		597	Division of Vocational Rehabilitation Services: (Continued)							
			District II— (Continued)							
4421	1	597	0203	Other Personal Services	\$ 697.28	\$	\$	\$	\$	\$
4422	1	597	0204	Expenses	31,613.48					
4423	1	597	0206	Operating Capital Outlay	701.84					
4424	1	597	0210	Purchased Client Services	210,308.89					
4425	1	597	0240	Spinal Cord Injury Program	11,072.85					
			District III—							
4426	1	597	0301	Salaries	137,472.93					
4427	1	597	0303	Other Personal Services	99.13					
4428	1	597	0304	Expenses	31,977.23					
4429	1	597	0306	Operating Capital Outlay	2,358.97					
4430	1	597	0310	Purchased Client Services	239,742.08					
4431	1	597	0340	Spinal Cord Injury Program	56,056.44					
			District IV—							
4432	1	597	0401	Salaries	231,441.99					
4433	1	597	0403	Other Personal Services	156.46					
4434	1	597	0404	Expenses	35,003.37					
4435	1	597	0406	Operating Capital Outlay	799.38					
4436	1	597	0410	Purchased Client Services	264,606.80					
4437	1	597	0420	Extended Employment for the Developmental Disabled	60,472.77					
4438	1	597	0440	Spinal Cord Injury Program	42,211.79					
			District V—							
4439	1	597	0501	Salaries	232,776.68					
4440	1	597	0503	Other Personal Services	488.89					
4441	1	597	0504	Expenses	36,873.50					
4442	1	597	0506	Operating Capital Outlay	1,688.07					
4443	1	597	0510	Purchased Client Services	326,398.88					
4444	1	597	0520	Extended Employment for the Developmental Disabled	62,254.97					
			District VI—							
4445	1	597	0601	Salaries	187,232.56					
4446	1	597	0606	Expenses	33,665.34					
4447	1	597	0606	Operating Capital Outlay	1,048.61					
4448	1	597	0610	Purchased Client Services	251,863.67					
4449	1	597	0620	Extended Employment for the Developmental Disabled	13,366.24					
4450	1	597	0640	Spinal Cord Injury Program	65,051.41					
			District VII—							
4451	1	597	0701	Salaries	218,935.99					
4452	1	597	0703	Other Personal Services	469.29					
4453	1	597	0704	Expenses	40,279.09					
4454	1	597	0706	Operating Capital Outlay	2,036.42					
4455	1	597	0710	Purchased Client Services	364,792.38					
4456	1	597	0720	Extended Employment for the Developmental Disabled	26,379.96					
4457	1	597	0740	Spinal Cord Injury Program	69,573.94					
			District VIII—							
4458	1	597	0801	Salaries	165,066.74					
4459	1	597	0806	Expenses	33,978.28					
4460	1	597	0806	Operating Capital Outlay	1,664.65					
4461	1	597	0810	Purchased Client Services	257,175.84					
4462	1	597	0820	Extended Employment for the Developmental Disabled	3,763.71					
4463	1	597	0840	Spinal Cord Injury Program	17,958.46					
			District IX—							
4464	1	597	0901	Salaries	119,140.26					
4465	1	597	0903	Other Personal Services	388.20					
4466	1	597	0904	Expenses	39,432.55					
4467	1	597	0906	Operating Capital Outlay	654.30					
4468	1	597	0910	Purchased Client Services	197,036.65					
4469	1	597	0920	Extended Employment for the Developmental Disabled	11,434.50					
			District X—							
4470	1	597	1001	Salaries	175,225.17					
4471	1	597	1003	Other Personal Services	446.24					
4472	1	597	1004	Expenses	29,278.71					
4473	1	597	1006	Operating Capital Outlay	1,024.76					
4474	1	597	1010	Purchased Client Services	194,763.44					
			District XI—							
4475	1	597	1101	Salaries	302,855.00					
4476	1	597	1103	Other Personal Services	442.11					
4477	1	597	1104	Expenses	60,624.91					
4478	1	597	1106	Operating Capital Outlay	1,029.79					
4479	1	597	1110	Purchased Client Services	414,972.47					
4480	1	597	1120	Extended Employment for the Developmental Disabled	19,683.83					
4481	1	597	1140	Spinal Cord Injury Program	64,068.89					
			Control—							
			Federal Rehabilitation Trust Fund—							
4482	2	597	1011	Refunds	1,031.81					
4483	2	597	1092	Reissues	1,858.80					
4484	2	597	1099	Certifications Forward	1,332,308.07					
			District I—							
			Federal Rehabilitation Trust Fund—							
4485	2	597	1101	Salaries	520,825.71					
4486	2	597	1103	Other Personal Services	4,566.35					

**STATEMENT OF FUNCTIONAL DISBURSEMENTS
BY DEPARTMENTS, APPROPRIATIONS, AND ACCOUNTS**

EXPENDITURES						NON-OPERATING EXPENDITURES					Line No.
Public Welfare	Education	Parks, Monuments & Memorials	Correctional Institutions	Retirements, Pensions and Relief Acts	Total Operating Expenditures	Aid to Cities, Counties and Others	Investments	County and Other Debt Service	Transfers, Refunds and Other Non-Operating	Total Non-Operating Expenditures	
	\$ 697.28				\$ 697.28						4421
	31,613.48				31,613.48						4422
	701.84				701.84						4423
	210,308.89				210,308.89						4424
	11,072.85				11,072.85						4425
	137,472.93				137,472.93						4426
	99.13				99.13						4427
	31,977.23				31,977.23						4428
	2,358.97				2,358.97						4429
	239,742.08				239,742.08						4430
	56,056.44				56,056.44						4431
	231,441.99				231,441.99						4432
	156.46				156.46						4433
	35,003.37				35,003.37						4434
	799.38				799.38						4435
	264,606.80				264,606.80						4436
	60,472.77				60,472.77						4437
	42,211.79				42,211.79						4438
	232,776.68				232,776.68						4439
	488.89				488.89						4440
	36,873.50				36,873.50						4441
	1,688.07				1,688.07						4442
	326,398.88				326,398.88						4443
	62,254.97				62,254.97						4444
	187,232.56				187,232.56						4445
	33,665.34				33,665.34						4446
	1,048.61				1,048.61						4447
	251,863.67				251,863.67						4448
	13,366.24				13,366.24						4449
	65,051.41				65,051.41						4450
	218,935.99				218,935.99						4451
	469.29				469.29						4452
	40,279.09				40,279.09						4453
	2,036.42				2,036.42						4454
	364,792.38				364,792.38						4455
	26,379.96				26,379.96						4456
	69,573.94				69,573.94						4457
	165,066.74				165,066.74						4458
	33,978.28				33,978.28						4459
	1,664.65				1,664.65						4460
	257,175.84				257,175.84						4461
	3,763.71				3,763.71						4462
	17,958.46				17,958.46						4463
	119,140.26				119,140.26						4464
	388.20				388.20						4465
	39,432.55				39,432.55						4466
	654.30				654.30						4467
	197,036.65				197,036.65						4468
	11,434.50				11,434.50						4469
	175,225.17				175,225.17						4470
	446.24				446.24						4471
	29,278.71				29,278.71						4472
	1,024.76				1,024.76						4473
	194,763.44				194,763.44						4474
	302,855.00				302,855.00						4475
	442.11				442.11						4476
	60,624.91				60,624.91						4477
	1,029.79				1,029.79						4478
	414,972.47				414,972.47						4479
	19,683.83				19,683.83						4480
	64,068.89				64,068.89						4481
									1,031.81	1,031.81	4482
									1,858.80	1,858.80	4483
	1,332,308.07				1,332,308.07						4484
	520,825.71				520,825.71						4485
	4,566.35				4,566.35						4486

**STATEMENT OF FUNCTIONAL DISBURSEMENTS
BY DEPARTMENTS, APPROPRIATIONS, AND ACCOUNTS**

Line No.	Fund No.	Dept. and Div. No.	Acct. No.	NAME OF APPROPRIATION OR ACCOUNT	Total Expenditures	OPERATING				
						General Government	Protection to Persons and Property	Hospitals, Health and Sanitation	Development & Conservation of Natural Resources	Highways
			590-604	HEALTH AND REHABILITATIVE SERVICES, DEPARTMENT OF (Continued)						
			597	Division of Vocational Rehabilitation Services: (Continued)						
				District I— (Continued)						
				Federal Rehabilitation Trust Fund—						
4487	2	597	1104	Expenses	\$ 77,276.08	\$	\$	\$	\$	\$
4488	2	597	1106	Operating Capital Outlay	2,087.07					
4489	2	597	1110	Purchased Client Services	1,450,964.84					
				District II—						
				Federal Rehabilitation Trust Fund—						
4490	2	597	1201	Salaries	723,740.58					
4491	2	597	1203	Other Personal Services	8,045.85					
4492	2	597	1204	Expenses	132,952.47					
4493	2	597	1206	Operating Capital Outlay	2,807.29					
4494	2	597	1210	Purchased Client Services	1,519,983.09					
				District III—						
				Federal Rehabilitation Trust Fund—						
4495	2	597	1301	Salaries	554,584.00					
4496	2	597	1303	Other Personal Services	8,526.99					
4497	2	597	1304	Expenses	127,886.58					
4498	2	597	1306	Operating Capital Outlay	9,435.71					
4499	2	597	1310	Purchased Client Services	961,145.69					
				District IV—						
				Federal Rehabilitation Trust Fund—						
4500	2	597	1401	Salaries	947,469.35					
4501	2	597	1403	Other Personal Services	3,132.35					
4502	2	597	1404	Expenses	141,632.92					
4503	2	597	1406	Operating Capital Outlay	3,197.30					
4504	2	597	1410	Purchased Client Services	1,935,228.76					
				District V—						
				Federal Rehabilitation Trust Fund—						
4505	2	597	1501	Salaries	930,787.61					
4506	2	597	1503	Other Personal Services	5,033.68					
4507	2	597	1504	Expenses	149,150.06					
4508	2	597	1506	Operating Capital Outlay	8,565.54					
4509	2	597	1510	Purchased Client Services	1,433,650.04					
				District VI—						
				Federal Rehabilitation Trust Fund—						
4510	2	597	1601	Salaries	794,192.44					
4511	2	597	1604	Expenses	127,862.78					
4512	2	597	1606	Operating Capital Outlay	4,196.92					
4513	2	597	1610	Purchased Client Services	1,064,871.18					
				District VII—						
				Federal Rehabilitation Trust Fund—						
4514	2	597	1701	Salaries	875,274.66					
4515	2	597	1703	Other Personal Services	15,704.20					
4516	2	597	1704	Expenses	162,673.13					
4517	2	597	1706	Operating Capital Outlay	8,145.58					
4518	2	597	1710	Purchased Client Services	1,526,785.46					
				District VIII—						
				Federal Rehabilitation Trust Fund—						
4519	2	597	1801	Salaries	681,848.68					
4520	2	597	1803	Other Personal Services	7,650.80					
4521	2	597	1804	Expenses	135,927.85					
4522	2	597	1806	Operating Capital Outlay	6,658.51					
4523	2	597	1810	Purchased Client Services	934,525.43					
				District IX—						
				Federal Rehabilitation Trust Fund—						
4524	2	597	1901	Salaries	503,648.38					
4525	2	597	1903	Other Personal Services	3,317.50					
4526	2	597	1904	Expenses	140,942.13					
4527	2	597	1906	Operating Capital Outlay	12,403.04					
4528	2	597	1910	Purchased Client Services	869,030.16					
				District X—						
				Federal Rehabilitation Trust Fund—						
4529	2	597	2001	Salaries	706,845.07					
4530	2	597	2003	Other Personal Services	3,735.08					
4531	2	597	2004	Expenses	113,073.65					
4532	2	597	2006	Operating Capital Outlay	4,098.96					
4533	2	597	2010	Purchased Client Services	966,991.23					
				District XI—						
				Federal Rehabilitation Trust Fund—						
4534	2	597	2101	Salaries	1,262,577.06					
4535	2	597	2103	Other Personal Services	2,075.94					
4536	2	597	2104	Expenses	256,053.90					
4537	2	597	2106	Operating Capital Outlay	4,118.16					
4538	2	597	2110	Purchased Client Services	2,124,214.51					
				Control—						
				Workshop and Facilities Trust Fund—						
4539	2	597	2511	Refunds	1,312.15					
				District II—						
				Workshop and Facilities Trust Fund—						
4540	2	597	2730	Aid To Local Government—Community Facility Grants	511,920.74					

**STATEMENT OF FUNCTIONAL DISBURSEMENTS
BY DEPARTMENTS, APPROPRIATIONS, AND ACCOUNTS**

EXPENDITURES						NON-OPERATING EXPENDITURES					Line No.
Public Welfare	Education	Parks, Monuments & Memorials	Correctional Institutions	Retirements, Pensions and Relief Acts	Total Operating Expenditures	Aid to Cities, Counties and Others	Investments	County and Other Debt Service	Transfers, Refunds and Other Non-Operating	Total Non-Operating Expenditures	
\$	\$ 77,276.08				\$ 77,276.08						4487
	2,087.07				2,087.07						4488
	1,450,964.84				1,450,964.84						4489
	723,740.58				723,740.58						4490
	8,045.85				8,045.85						4491
	132,952.47				132,952.47						4492
	2,807.29				2,807.29						4493
	1,519,983.09				1,519,983.09						4494
	554,584.00				554,584.00						4495
	8,526.99				8,526.99						4496
	127,886.58				127,886.58						4497
	9,435.71				9,435.71						4498
	961,145.69				961,145.69						4499
	947,469.35				947,469.35						4500
	3,132.35				3,132.35						4501
	141,632.92				141,632.92						4502
	3,197.30				3,197.30						4503
	1,935,228.76				1,935,228.76						4504
	930,787.61				930,787.61						4505
	5,033.68				5,033.68						4506
	149,150.06				149,150.06						4507
	8,565.54				8,565.54						4508
	1,433,650.04				1,433,650.04						4509
	794,192.44				794,192.44						4510
	127,862.78				127,862.78						4511
	4,196.92				4,196.92						4512
	1,064,871.18				1,064,871.18						4513
	875,274.66				875,274.66						4514
	15,704.20				15,704.20						4515
	162,673.13				162,673.13						4516
	8,145.58				8,145.58						4517
	1,526,785.46				1,526,785.46						4518
	681,848.68				681,848.68						4519
	7,650.80				7,650.80						4520
	135,927.65				135,927.65						4521
	6,658.51				6,658.51						4522
	934,525.43				934,525.43						4523
	503,648.38				503,648.38						4524
	3,317.50				3,317.50						4525
	140,942.13				140,942.13						4526
	12,403.04				12,403.04						4527
	869,030.16				869,030.16						4528
	706,845.07				706,845.07						4529
	3,735.08				3,735.08						4530
	113,073.65				113,073.65						4531
	4,098.96				4,098.96						4532
	966,991.23				966,991.23						4533
	1,262,577.06				1,262,577.06						4534
	2,075.94				2,075.94						4535
	256,053.90				256,053.90						4536
	4,118.16				4,118.16						4537
	2,124,214.51				2,124,214.51						4538
									1,312.15	1,312.15	4539
									511,920.74	511,920.74	4540

**STATEMENT OF FUNCTIONAL DISBURSEMENTS
BY DEPARTMENTS, APPROPRIATIONS, AND ACCOUNTS**

Line No.	Fund No.	Dept. and Div. No.	Acct. No.	NAME OF APPROPRIATION OR ACCOUNT	Total Expenditures	OPERATING				
						General Government	Protection to Persons and Property	Hospitals, Health and Sanitation	Development & Conservation of Natural Resources	Highways
		590-604		HEALTH AND REHABILITATIVE SERVICES, DEPARTMENT OF (Continued)						
		597		Division of Vocational Rehabilitation Services: (Continued)						
				District III—						
				Workshop and Facilities Trust Fund—						
4541	2	597	2830	Aid to Local Government—Community Facility Grants	\$ 14,037.14					
4542	2	597	2838	Aid to Local Government—Community Facility—Special	29,757.55					
				District IV—						
				Workshop and Facilities Trust Fund—						
4543	2	597	2930	Aid to Local Government—Community Facility Grants	436,186.00					
				District V—						
				Workshop and Facilities Trust Fund—						
4544	2	597	3030	Aid to Local Government—Community Facility Grants	1,312.15					
4545	2	597	3038	Aid to Local Government—Community Facility—Special	17,803.41					
				District VI—						
				Workshop and Facilities Trust Fund—						
4546	2	597	3130	Aid to Local Government—Community Facility Grants	34,241.55					
				District VII—						
				Workshop and Facilities Trust Fund—						
4547	2	597	3230	Aid to Local Government—Community Facility Grants	96,156.45					
				District VIII—						
				Workshop and Facilities Trust Fund—						
4548	2	597	3330	Aid to Local Government—Community Facility Grants	64,728.48					
				District IX—						
				Workshop and Facilities Trust Fund—						
4549	2	597	3430	Aid to Local Government—Community Facility Grants	76,316.98					
				District X—						
				Workshop and Facilities Trust Fund—						
4550	2	597	3530	Aid to Local Government—Community Facility Grants	36,181.35					
4551	2	597	3538	Aid to Local Government—Community Facility—Special	4,812.95					
				District XI—						
				Workshop and Facilities Trust Fund—						
4552	2	597	3630	Aid to Local Government—Community Facility Grants	475,508.23					
4553				Total Division of Vocational Rehabilitation Services	\$ 34,565,952.19					
		598		Division of Social and Economic Services:						
				Control—						
4554	1	598	0099	Certification Forward	\$ 291,551.88					
				District I—						
4555	1	598	0101	Salaries	1,619,043.77					
4556	1	598	0103	Other Personal Services	18,267.04					
4557	1	598	0104	Expenses	311,711.71					
4558	1	598	0106	Operating Capital Outlay	10,425.34					
4559	1	598	0120	Special Categories—WIN Medicaid Expense	655.60					
4560	1	598	0122	Child Day Care	61,054.29					
4561	1	598	0125	Special Categories—SWAP Wage Pool	654.08					
4562	1	598	0126	WIN Day Care	1,553.73					
4563	1	598	0140	Medicaid Surveillance	6,505.95					
4564	1	598	0143	Special Categories—Foster Home Care for Children	220,021.86					
4565	1	598	0144	Special Categories—Psychiatric Care for Children	2,543.40					
4566	1	598	0146	Special Categories—Housekeeper Services for Children	1,868.70					
4567	1	598	0147	Special Categories—Home for Unmarried Mothers	724.65					
4568	1	598	0160	Special Categories—Purchase of Residential Group Care	70,620.39					
4569	1	598	0195	Aid to Families with Dependent Children	60,021.00					
4570	1	598	0199	Certifications Forward	31,831.53					
				District II—						
4571	1	598	0201	Salaries	1,994,968.27					
4572	1	598	0203	Other Personal Services	63,506.27					
4573	1	598	0204	Expenses	334,002.30					
4574	1	598	0206	Operating Capital Outlay	24,546.74					
4575	1	598	0220	Special Categories—WIN Medicaid Expenses	1,663.88					
4576	1	598	0222	Child DayCare	100,780.97					
4577	1	598	0225	Special Categories—SWAP Wage Pool	21,748.22					
4578	1	598	0226	WIN Day Care	2,444.22					
4579	1	598	0240	Medicaid Surveillance	3,771.33					
4580	1	598	0243	Special Categories—Foster Home Care for Children	271,981.16					
4581	1	598	0244	Special Categories—Psychiatric Care for Children	13,182.26					
4582	1	598	0246	Special Categories—Housekeeper Services for Children	8,026.23					
4583	1	598	0247	Special Categories—Home for Unmarried Mothers	33.55					
4584	1	598	0253	Medical Cost of Subsidized Adoptions	492.15					
4585	1	598	0260	Special Categories—Purchase of Residential Group Care	74,347.05					
4586	1	598	0295	Aid to Families with Dependent Children	98,159.05					
4587	1	598	0299	Certifications Forward	34,847.82					
				District III—						
4588	1	598	0301	Salaries	2,801,786.55					
4589	1	598	0303	Other Personal Services	36,013.83					
4590	1	598	0304	Expenses	613,213.61					
4591	1	598	0306	Operating Capital Outlay	18,406.46					
4592	1	598	0307	Food Products	6,888.27					
4593	1	598	0320	Special Categories—WIN Medicaid Expenses	372.20					
4594	1	598	0322	Child Day Care	141,029.69					
4595	1	598	0326	WIN Day Care	1,460.52					

**STATEMENT OF FUNCTIONAL DISBURSEMENTS
BY DEPARTMENTS, APPROPRIATIONS, AND ACCOUNTS**

EXPENDITURES						NON-OPERATING EXPENDITURES						Line No.
Public Welfare	Education	Parks, Monuments & Memorials	Correctional Institutions	Retirements, Pensions and Relief Acts	Total Operating Expenditures	Aid to Cities, Counties and Others	Investments	County and Other Debt Service	Transfers, Refunds and Other Non-Operating	Total Non-Operating Expenditures		
									14,037.14	14,037.14	4541	
									29,757.55	29,757.55	4542	
									436,186.00	436,186.00	4543	
									1,312.15	1,312.15	4544	
									17,803.41	17,803.41	4545	
									34,241.55	34,241.55	4546	
									96,156.45	96,156.45	4547	
									64,728.48	64,728.48	4548	
									76,316.98	76,316.98	4549	
									36,181.35	36,181.35	4550	
									4,812.95	4,812.95	4551	
									475,508.23	475,508.23	4552	
	\$ 32,762,786.45				\$ 32,762,786.45				\$ 1,803,165.74	\$ 1,803,165.74	4553	
\$ 291,551.88					\$ 291,551.88						4554	
1,619,043.77					1,619,043.77						4555	
18,267.04					18,267.04						4556	
311,711.71					311,711.71						4557	
10,425.34					10,425.34						4558	
655.60					655.60						4559	
61,054.29					61,054.29						4560	
654.08					654.08						4561	
1,553.73					1,553.73						4562	
6,505.95					6,505.95						4563	
220,021.86					220,021.86						4564	
2,543.40					2,543.40						4565	
1,868.70					1,868.70						4566	
724.65					724.65						4567	
70,620.39					70,620.39						4568	
60,021.00					60,021.00						4569	
31,831.53					31,831.53						4570	
1,994,968.27					1,994,968.27						4571	
63,506.27					63,506.27						4572	
334,002.30					334,002.30						4573	
24,546.74					24,546.74						4574	
1,663.88					1,663.88						4575	
100,780.97					100,780.97						4576	
21,748.22					21,748.22						4577	
2,444.22					2,444.22						4578	
3,771.33					3,771.33						4579	
271,981.16					271,981.16						4580	
13,182.26					13,182.26						4581	
8,026.23					8,026.23						4582	
33.55					33.55						4583	
492.15					492.15						4584	
74,347.05					74,347.05						4585	
96,159.05					96,159.05						4586	
34,847.82					34,847.82						4587	
2,801,786.55					2,801,786.55						4588	
36,013.83					36,013.83						4589	
613,213.61					613,213.61						4590	
18,406.46					18,406.46						4591	
6,888.27					6,888.27						4592	
372.20					372.20						4593	
141,029.69					141,029.69						4594	
1,460.52					1,460.52						4595	

STATEMENT OF FUNCTIONAL DISBURSEMENTS BY DEPARTMENTS, APPROPRIATIONS, AND ACCOUNTS

Line No.	Fund No.	Dept and Div. No.	Acct. No.	NAME OF APPROPRIATION OR ACCOUNT	Total Expenditures	OPERATING				
						General Government	Protection to Persons and Property	Hospitals, Health and Sanitation	Development & Conservation of Natural Resources	Highways
		590-804	HEALTH AND REHABILITATIVE SERVICES, DEPARTMENT OF (Continued)							
		598	Division of Social and Economic Services: (Continued)							
		District III— (Continued)								
4596	1	598	0340	Medicaid Surveillance	\$ 6,685.46					
4597	1	598	0343	Special Categories—Foster Home Care for Children	655,600.32					
4598	1	598	0344	Special Categories—Psychiatric Care for Children	36,460.60					
4599	1	598	0346	Special Categories—Housekeeper Service for Children	30,946.97					
4600	1	598	0347	Special Categories—Home for Unmarried Mothers	4,064.98					
4601	1	598	0353	Medical Cost of Subsidized Adoptions	737.50					
4602	1	598	0360	Special Categories—Purchase of Residential Group Care	132,284.05					
4603	1	598	0395	Aid to Families with Dependent Children	124,575.77					
4604	1	598	0399	Certifications Forward	163,451.75					
		District IV—								
4605	1	598	0401	Salaries	4,100,470.85					
4606	1	598	0403	Other Personal Services	110,782.80					
4607	1	598	0404	Expenses	899,552.51					
4608	1	598	0406	Operating Capital Outlay	18,407.17					
4609	1	598	0407	Food Products	12,964.78					
4610	1	598	0420	Special Categories—WIN Medicaid Expenses	2,409.40					
4611	1	598	0422	Child Day Care	271,783.48					
4612	1	598	0425	Special Categories—SWAP Wage Pool	7,570.50					
4613	1	598	0426	WIN Day Care	7,801.69					
4614	1	598	0440	Medicaid Surveillance	6,076.30					
4615	1	598	0443	Special Categories—Foster Home Care for Children	783,950.22					
4616	1	598	0444	Special Categories—Psychiatric Care for Children	77,250.30					
4617	1	598	0446	Special Categories—Housekeeper Services for Children	17,513.69					
4618	1	598	0447	Special Categories—Home for Unmarried Mothers	11,777.76					
4619	1	598	0452	Purchase of Adoption Services	35,690.50					
4620	1	598	0453	Medical Cost of Subsidized Adoptions	320.80					
4621	1	598	0460	Special Categories—Purchase of Residential Group Care	49,667.89					
4622	1	598	0495	Aid to Families with Dependent Children	102,315.71					
4623	1	598	0499	Certifications Forward	115,404.60					
		District V—								
4624	1	598	0501	Salaries	2,336,812.63					
4625	1	598	0503	Other Personal Services	18,722.21					
4626	1	598	0504	Expenses	463,764.07					
4627	1	598	0506	Operating Capital Outlay	8,041.72					
4628	1	598	0520	Special Categories—WIN Medicaid Expenses	1,287.48					
4629	1	598	0522	Child Day Care	147,026.56					
4630	1	598	0526	WIN Day Care	2,700.62					
4631	1	598	0526	Medicaid Surveillance	7,608.36					
4632	1	598	0543	Special Categories—Foster Home Care for Children	546,321.75					
4633	1	598	0544	Special Categories—Psychiatric Care for Children	24,309.47					
4634	1	598	0546	Special Categories—Housekeeper Services for Children	6,382.39					
4635	1	598	0547	Special Categories—Home for Unmarried Mothers	4,457.70					
4636	1	598	0553	Medical Cost of Subsidized Adoptions	1,547.51					
4637	1	598	0560	Special Categories—Purchase of Residential Group Care	201,972.33					
4638	1	598	0595	Aid to Families with Dependent Children	69,436.37					
		District VI—								
4639	1	598	0601	Salaries	2,973,047.47					
4640	1	598	0603	Other Personal Services	12,214.05					
4641	1	598	0604	Expenses	509,079.05					
4642	1	598	0606	Operating Capital Outlay	13,966.42					
4643	1	598	0607	Food Products	5,345.17					
4644	1	598	0620	Special Categories—WIN Medicaid Expenses	1,515.93					
4645	1	598	0622	Child Day Care	156,656.59					
4646	1	598	0626	WIN Day Care	5,140.37					
4647	1	598	0640	Medicaid Surveillance	4,202.58					
4648	1	598	0643	Special Categories—Foster Home Care for Children	838,314.71					
4649	1	598	0644	Special Categories—Psychiatric Care for Children	129,012.85					
4650	1	598	0646	Special Categories—Housekeeper Services for Children	13,869.19					
4651	1	598	0647	Special Categories—Home for Unmarried Mothers	2,413.34					
4652	1	598	0653	Medical Cost of Subsidized Adoptions	8,722.30					
4653	1	598	0660	Special Categories—Purchase of Residential Group Care	201,053.22					
4654	1	598	0695	Aid to Families with Dependent Children	194,943.57					
4655	1	598	0699	Certifications Forward	47,622.79					
		District VII—								
4656	1	598	0701	Salaries	2,701,510.23					
4657	1	598	0703	Other Personal Services	38,094.43					
4658	1	598	0704	Expenses	597,607.03					
4659	1	598	0706	Operating Capital Outlay	13,337.80					
4660	1	598	0720	Special Categories—WIN Medicaid Expenses	1,176.93					
4661	1	598	0722	Child Day Care	446,806.27					
4662	1	598	0725	Special Categories—SWAP Wage Pool	249.97					
4663	1	598	0726	WIN Day Care	5,837.31					
4664	1	598	0740	Medicaid Surveillance	7,304.93					
4665	1	598	0743	Special Categories—Foster Home Care for Children	533,699.28					
4666	1	598	0744	Special Categories—Psychiatric Care for Children	4,183.78					
4667	1	598	0746	Special Categories—Housekeeper Services for Children	16,377.75					
4668	1	598	0747	Special Categories—Home for Unmarried Mothers	3,002.00					
4669	1	598	0753	Medical Cost of Subsidized Adoptions	12,714.47					
4670	1	598	0760	Special Categories—Purchase of Residential Group Care	204,706.87					

STATEMENT OF FUNCTIONAL DISBURSEMENTS BY DEPARTMENTS, APPROPRIATIONS, AND ACCOUNTS

EXPENDITURES						NON-OPERATING EXPENDITURES					Line No.
Public Welfare	Education	Parks, Monuments & Memorials	Correctional Institutions	Retirements, Pensions and Relief Acts	Total Operating Expenditures	Aid to Cities, Counties and Others	Investments	County and Other Debt Service	Transfers, Refunds and Other Non-Operating	Total Non-Operating Expenditures	
\$ 6,685.46					\$ 6,685.46						4596
655,600.32					655,600.32						4597
36,460.60					36,460.60						4598
30,946.97					30,946.97						4599
4,064.98					4,064.98						4600
737.50					737.50						4601
132,284.05					132,284.05						4602
124,575.77					124,575.77						4603
163,451.75					163,451.75						4604
4,100,470.85					4,100,470.85						4605
110,782.80					110,782.80						4606
899,552.51					899,552.51						4607
18,407.17					18,407.17						4608
12,964.78					12,964.78						4609
2,409.40					2,409.40						4610
271,783.48					271,783.48						4611
7,570.50					7,570.50						4612
7,801.69					7,801.69						4613
6,076.30					6,076.30						4614
783,950.22					783,950.22						4615
77,250.30					77,250.30						4616
17,513.69					17,513.69						4617
11,777.76					11,777.76						4618
35,690.50					35,690.50						4619
320.80					320.80						4620
49,667.89					49,667.89						4621
102,315.71					102,315.71						4622
115,404.60					115,404.60						4623
2,336,812.63					2,336,812.63						4624
18,722.21					18,722.21						4625
463,764.07					463,764.07						4626
8,041.72					8,041.72						4627
1,267.48					1,267.48						4628
147,026.56					147,026.56						4629
2,700.62					2,700.62						4630
7,608.36					7,608.36						4631
546,321.75					546,321.75						4632
24,309.47					24,309.47						4633
6,382.39					6,382.39						4634
4,457.70					4,457.70						4635
1,547.51					1,547.51						4636
201,972.33					201,972.33						4637
69,436.37					69,436.37						4638
2,973,047.47					2,973,047.47						4639
12,214.05					12,214.05						4640
509,079.05					509,079.05						4641
13,966.42					13,966.42						4642
5,345.17					5,345.17						4643
1,515.93					1,515.93						4644
158,656.59					158,656.59						4645
5,140.37					5,140.37						4646
4,202.58					4,202.58						4647
838,314.71					838,314.71						4648
129,012.85					129,012.85						4649
13,869.19					13,869.19						4650
2,413.34					2,413.34						4651
8,722.30					8,722.30						4652
201,053.22					201,053.22						4653
194,943.57					194,943.57						4654
47,622.79					47,622.79						4655
2,701,510.23					2,701,510.23						4656
38,094.43					38,094.43						4657
597,607.03					597,607.03						4658
13,337.80					13,337.80						4659
1,176.93					1,176.93						4660
446,806.27					446,806.27						4661
249.97					249.97						4662
5,837.31					5,837.31						4663
7,304.93					7,304.93						4664
533,699.28					533,699.28						4665
4,183.78					4,183.78						4666
16,377.75					16,377.75						4667
3,002.00					3,002.00						4668
12,714.47					12,714.47						4669
204,706.87					204,706.87						4670

STATEMENT OF FUNCTIONAL DISBURSEMENTS BY DEPARTMENTS, APPROPRIATIONS, AND ACCOUNTS

Line No.	Fund No.	Dept. and Div. No.	Acct. No.	NAME OF APPROPRIATION OR ACCOUNT	Total Expenditures	OPERATING				
						General Government	Protection to Persons and Property	Hospitals, Health and Sanitation	Development & Conservation of Natural Resources	Highways
		590-804	HEALTH AND REHABILITATIVE SERVICES.							
			DEPARTMENT OF (Continued)							
		598	Division of Social and Economic Services: (Continued)							
			District VII— (Continued)							
4671	1	598	0795	Aid to Families with Dependent Children	\$ 73,850.39					
4672	1	598	0799	Certifications Forward	25,811.82					
			District VIII—							
4673	1	598	0801	Salaries	2,587,867.19					
4674	1	598	0803	Other Personal Services	10,100.13					
4675	1	598	0804	Expenses	648,306.80					
4676	1	598	0806	Operating Capital Outlay	11,982.97					
4677	1	598	0807	Food Products	7,687.90					
4678	1	598	0820	Special Categories—WIN Medicaid Expenses	493.63					
4679	1	598	0822	Child Day Care	197,597.52					
4680	1	598	0826	WIN Day Care	1,520.42					
4681	1	598	0840	Medicaid Surveillance	9,411.51					
4682	1	598	0843	Special Categories—Foster Home Care for Children	581,311.29					
4683	1	598	0844	Special Categories—Psychiatric Care for Children	23,011.59					
4684	1	598	0846	Special Categories—Housekeeper Services for Children	2,379.37					
4685	1	598	0847	Special Categories—Home for Unmarried Mothers	1,866.67					
4686	1	598	0853	Medical Cost of Subsidized Adoptions	5,698.53					
4687	1	598	0860	Special Categories—Purchase of Residential Group Care	197,809.20					
4688	1	598	0895	Aid to Families with Dependent Children	118,964.70					
4689	1	598	0899	Certifications Forward	76,192.51					
			District IX—							
4690	1	598	0901	Salaries	2,045,377.96					
4691	1	598	0903	Other Personal Services	26,207.64					
4692	1	598	0904	Expenses	509,110.32					
4693	1	598	0906	Operating Capital Outlay	10,537.49					
4694	1	598	0920	Special Categories—WIN Medicaid Expenses	996.16					
4695	1	598	0922	Child Day Care	208,894.18					
4696	1	598	0926	WIN Day Care	2,113.02					
4697	1	598	0940	Medicaid Surveillance	6,611.60					
4698	1	598	0943	Special Categories—Foster Home Care for Children	461,748.76					
4699	1	598	0944	Special Categories—Psychiatric Care for Children	26,124.51					
4700	1	598	0946	Special Categories—Housekeeper Services for Children	12,234.30					
4701	1	598	0953	Medical Cost of Subsidized Adoptions	3,201.78					
4702	1	598	0960	Special Categories—Purchase of Residential Group Care	323,981.90					
4703	1	598	0995	Aid to Families with Dependent Children	55,726.39					
			District X—							
4704	1	598	1001	Salaries	1,700,618.89					
4705	1	598	1003	Other Personal Services	13,418.14					
4706	1	598	1004	Expenses	373,966.91					
4707	1	598	1006	Operating Capital Outlay	9,598.39					
4708	1	598	1020	Special Categories—WIN Medicaid Expenses	1,032.99					
4709	1	598	1022	Child Day Care	167,310.88					
4710	1	598	1026	WIN Day Care	4,058.93					
4711	1	598	1040	Medicaid Surveillance	6,594.57					
4712	1	598	1043	Special Categories—Foster Home Care for Children	247,743.20					
4713	1	598	1044	Special Categories—Psychiatric Care for Children	28,610.11					
4714	1	598	1046	Special Categories—Housekeeper Services for Children	22,073.75					
4715	1	598	1047	Special Categories—Home for Unmarried Mothers	2,000.00					
4716	1	598	1060	Special Categories—Purchase of Residential Group Care	87,307.66					
4717	1	598	1095	Aid to Families with Dependent Children	30,362.08					
4718	1	598	1099	Certifications Forward	5,548.29					
			District XI—							
4719	1	598	1101	Salaries	5,751,958.74					
4720	1	598	1103	Other Personal Services	156,391.85					
4721	1	598	1104	Expenses	1,156,010.20					
4722	1	598	1106	Operating Capital Outlay	9,590.63					
4723	1	598	1120	Special Categories—WIN Medicaid Expenses	1,011.95					
4724	1	598	1122	Child Day Care	589,588.81					
4725	1	598	1126	WIN Day Care	3,366.66					
4726	1	598	1140	Medicaid Surveillance	5,163.85					
4727	1	598	1143	Special Categories—Foster Home Care for Children	1,112,402.62					
4728	1	598	1144	Special Categories—Psychiatric Care for Children	232,387.64					
4729	1	598	1146	Special Categories—Housekeeper Services for Children	35,761.46					
4730	1	598	1147	Special Categories—Home for Unmarried Mothers	11,130.03					
4731	1	598	1152	Purchase of Adoption Services	58,148.10					
4732	1	598	1152	Special Categories—Purchase of Residential Group Care	180,154.67					
4733	1	598	1195	Aid to Families with Dependent Children	79,912.89					
4734	1	598	1199	Certifications Forward	218,971.33					
			District XII/Control—							
4735	1	598	1213	Medicaid Fiscal Contract	1,933,573.00					
4736	1	598	1245	Foster Home Care Supplement	371,133.18					
4737	1	598	1252	Purchase of Adoption Services	39,962.50					
4738	1	598	1255	Room and Board with Personal Care Supplement	1,062,469.68					
4739	1	598	1272	Physician Services	11,532,708.54					
4740	1	598	1273	Hospital In-Patient Services	37,925,090.00					
4741	1	598	1274	Nursing Home Care	49,986,052.62					
4742	1	598	1276	Hospital Out-Patient Service	6,074,146.45					

**STATEMENT OF FUNCTIONAL DISBURSEMENTS
BY DEPARTMENTS, APPROPRIATIONS, AND ACCOUNTS**

EXPENDITURES						NON-OPERATING EXPENDITURES					Line No.
Public Welfare	Education	Parks, Monuments & Memorials	Correctional Institutions	Retirements, Pensions and Relief Acts	Total Operating Expenditures	Aid to Cities, Counties and Others	Investments	County and Other Debt Service	Transfers, Refunds and Other Non-Operating	Total Non-Operating Expenditures	
\$ 73,650.39					\$ 73,650.39						4671
25,811.82					25,811.82						4672
2,587,867.19					2,587,867.19						4673
10,100.13					10,100.13						4674
648,306.80					648,306.80						4675
11,982.97					11,982.97						4676
7,687.90					7,687.90						4677
493.63					493.63						4678
197,597.52					197,597.52						4679
1,520.42					1,520.42						4680
9,411.51					9,411.51						4681
581,311.29					581,311.29						4682
23,011.59					23,011.59						4683
2,379.37					2,379.37						4684
1,666.67					1,666.67						4685
5,698.53					5,698.53						4686
197,809.20					197,809.20						4687
118,964.70					118,964.70						4688
76,192.51					76,192.51						4689
2,045,377.96					2,045,377.96						4690
26,207.64					26,207.64						4691
509,110.32					509,110.32						4692
10,537.49					10,537.49						4693
996.16					996.16						4694
208,894.18					208,894.18						4695
2,113.02					2,113.02						4696
6,611.60					6,611.60						4697
461,748.76					461,748.76						4698
26,124.51					26,124.51						4699
12,234.30					12,234.30						4700
3,201.78					3,201.78						4701
323,981.90					323,981.90						4702
55,726.39					55,726.39						4703
1,700,618.89					1,700,618.89						4704
13,418.14					13,418.14						4705
373,966.91					373,966.91						4706
9,598.39					9,598.39						4707
1,032.99					1,032.99						4708
167,310.88					167,310.88						4709
4,058.93					4,058.93						4710
6,594.57					6,594.57						4711
247,743.20					247,743.20						4712
28,610.11					28,610.11						4713
22,073.75					22,073.75						4714
2,000.00					2,000.00						4715
87,307.66					87,307.66						4716
30,362.08					30,362.08						4717
5,546.29					5,546.29						4718
5,751,958.74					5,751,958.74						4719
156,391.85					156,391.85						4720
1,156,010.20					1,156,010.20						4721
9,590.63					9,590.63						4722
1,011.95					1,011.95						4723
589,588.81					589,588.81						4724
3,366.66					3,366.66						4725
5,163.85					5,163.85						4726
1,112,402.62					1,112,402.62						4727
232,387.64					232,387.64						4728
35,761.46					35,761.46						4729
11,130.03					11,130.03						4730
59,148.10					59,148.10						4731
180,154.67					180,154.67						4732
79,912.89					79,912.89						4733
218,971.33					218,971.33						4734
1,933,573.00					1,933,573.00						4735
371,133.18					371,133.18						4736
39,962.50					39,962.50						4737
1,062,469.68					1,062,469.68						4738
11,532,708.54					11,532,708.54						4739
37,925,090.00					37,925,090.00						4740
49,986,052.62					49,986,052.62						4741
6,074,146.45					6,074,146.45						4742

**STATEMENT OF FUNCTIONAL DISBURSEMENTS
BY DEPARTMENTS, APPROPRIATIONS, AND ACCOUNTS**

Line No.	Fund No.	Dept and Div. No.	Acct. No.	NAME OF APPROPRIATION OR ACCOUNT	Total Expenditures	OPERATING				
						General Government	Protection to Persons and Property	Hospitals, Health and Sanitation	Development & Conservation of Natural Resources	Highways
		590-604	HEALTH AND REHABILITATIVE SERVICES.							
			DEPARTMENT OF (Continued)							
		598	Division of Social and Economic Services: (Continued)							
			District XII/Control— (Continued)							
4743	1	598	1277	Other Lab and X-Ray Services	\$ 89,605.76	\$	\$	\$	\$	\$
4744	1	598	1279	Supplementary Medical Insurance	5,063,895.64
4745	1	598	1280	Hospital Insurance Benefits	1,585,246.82
4746	1	598	1283	Home Health Services	290,269.81
4747	1	598	1284	Early and Periodic Screening of Children	2,206,682.21
4748	1	598	1286	Family Planning	79,555.76
4749	1	598	1287	Patient Transportation	1,149,703.99
4750	1	598	1289	Drugs Prescribed Medicine	11,859,582.37
4751	1	598	1295	Aid to Families with Dependent Children	71,272,816.10
4752	1	598	1299	Certifications Forward	1,376,797.64
			Control—							
			Medical Care Trust Fund—							
4753	2	598	0311	Refunds	382,249.50
4754	2	598	0372	Special Categories—Physician Services	16,988,975.88
4755	2	598	0373	Special Categories—Hospital In-Patient Services	61,593,772.93
4756	2	598	0374	Special Categories—Nursing Home Care	72,269,193.88
4757	2	598	0376	Special Categories—Hospital Out-Patient Services	9,959,559.30
4758	2	598	0377	Special Categories—Other Lab and X-Ray Services	139,175.28
4759	2	598	0379	Special Categories—Supplementary Medical Insurance	6,491,117.87
4760	2	598	0380	Special Categories—Hospital Insurance Benefits	2,276,253.06
4761	2	598	0381	Special Categories—Mental Health Hospital Program	5,569,252.57
4762	2	598	0382	Special Categories—Tuberculosis Hospital Program	64,558.12
4763	2	598	0383	Special Categories—Home Health Services	371,533.17
4764	2	598	0384	Special Categories—Early and Periodic Screening of Children	2,798,978.80
4765	2	598	0386	Special Categories—Family Planning	601,912.71
4766	2	598	0387	Special Categories—Patient Transportation	1,957,336.66
4767	2	598	0389	Special Categories—Drugs	18,480,538.81
4768	2	598	0390	Special Categories—Mentally Retarded Care Facilities	6,077,900.26
4769	2	598	0392	Reissues	13,178.80
4770	2	598	0399	Certifications Forward	31,598,962.48
			Control—							
			Local Agency Trust Fund—							
4771	2	598	0712	Transfers	29,991.09
4772	2	598	0776	Hospital Out-Patient Services	2,525,502.86
			Control—							
			Administrative Trust Fund—							
4773	2	598	1011	Refunds	678,397.72
4774	2	598	1012	Transfers	208,593.00
4775	2	598	1013	Special Categories—Medicaid Fiscal Contract	6,697,116.00
4776	2	598	1070	Special Categories—Public Assistance Fraud Contract	1,274,951.87
4777	2	598	1091	Data Processing Services	7,777.50
4778	2	598	1092	Reissues	94.40
4779	2	598	1099	Certifications Forward	354,252.58
			District I—							
			Administrative Trust Fund—							
4780	2	598	1101	Salaries	1,315,212.23
4781	2	598	1103	Other Personal Services	15,526.80
4782	2	598	1104	Expenses	239,749.31
4783	2	598	1106	Operating Capital Outlay	10,381.60
4784	2	598	1140	Special Categories—Medicaid Surveillance	19,518.05
4785	2	598	1199	Certifications Forward	30,478.29
			District II—							
			Administrative Trust Fund—							
4786	2	598	1201	Salaries	1,682,648.81
4787	2	598	1203	Other Personal Services	58,896.86
4788	2	598	1204	Expenses	236,551.02
4789	2	598	1206	Operating Capital Outlay	8,214.24
4790	2	598	1240	Special Categories—Medicaid Surveillance	11,314.15
4791	2	598	1254	Special Categories—CETA Expenses	117.63
4792	2	598	1271	Special Categories—CETA Personal Services	51,227.18
4793	2	598	1299	Certifications Forward	107,575.82
			District III—							
			Administrative Trust Fund—							
4794	2	598	1301	Salaries	2,017,500.49
4795	2	598	1303	Other Personal Services	11,249.43
4796	2	598	1304	Expenses	359,768.15
4797	2	598	1306	Operating Capital Outlay	12,630.91
4798	2	598	1340	Special Categories—Medicaid Surveillance	20,056.54
4799	2	598	1354	Special Categories—CETA Expenses	3,590.17
4800	2	598	1371	Special Categories—CETA Personal Services	68,822.03
4801	2	598	1399	Certifications Forward	154,132.81
			District IV—							
			Administrative Trust Fund—							
4802	2	598	1401	Salaries	3,292,027.12
4803	2	598	1403	Other Personal Services	82,173.46
4804	2	598	1404	Expenses	573,457.91
4805	2	598	1406	Operating Capital Outlay	14,002.22
4806	2	598	1440	Special Categories—Medicaid Surveillance	18,267.69

**STATEMENT OF FUNCTIONAL DISBURSEMENTS
BY DEPARTMENTS, APPROPRIATIONS, AND ACCOUNTS**

EXPENDITURES						NON-OPERATING EXPENDITURES					Line No.
Public Welfare	Education	Parks, Monuments & Memorials	Correctional Institutions	Retirements, Pensions and Relief Acts	Total Operating Expenditures	Aid to Cities, Counties and Others	Investments	County and Other Debt Service	Transfers, Refunds and Other Non-Operating	Total Non-Operating Expenditures	
\$ 89,605.76					\$ 89,605.76						4743
5,063,895.64					5,063,895.64						4744
1,585,246.82					1,585,246.82						4745
290,269.81					290,269.81						4746
2,206,682.21					2,206,682.21						4747
79,555.76					79,555.76						4748
1,149,703.99					1,149,703.99						4749
11,859,582.37					11,859,582.37						4750
71,272,816.10					71,272,816.10						4751
1,376,797.64					1,376,797.64						4752
									382,249.50	382,249.50	4753
16,988,975.68					16,988,975.68						4754
61,593,772.93					61,593,772.93						4755
72,269,193.88					72,269,193.88						4756
9,959,559.30					9,959,559.30						4757
139,175.28					139,175.28						4758
6,491,117.87					6,491,117.87						4759
2,276,253.06					2,276,253.06						4760
5,569,252.57					5,569,252.57						4761
64,558.12					64,558.12						4762
371,533.17					371,533.17						4763
2,798,978.80					2,798,978.80						4764
601,912.71					601,912.71						4765
1,957,336.66					1,957,336.66						4766
18,480,538.81					18,480,538.81						4767
6,077,900.26					6,077,900.26						4768
									13,178.80	13,178.80	4769
31,598,962.48					31,598,962.48						4770
									29,991.09	29,991.09	4771
2,525,502.86					2,525,502.86						4772
									678,397.72	678,397.72	4773
6,697,116.00					6,697,116.00				208,593.00	208,593.00	4774
1,274,951.87					1,274,951.87						4775
7,777.50					7,777.50						4776
									94.40	94.40	4777
354,252.58					354,252.58						4778
											4779
1,315,212.23					1,315,212.23						4780
15,526.80					15,526.80						4781
239,749.31					239,749.31						4782
10,381.60					10,381.60						4783
19,518.05					19,518.05						4784
30,478.29					30,478.29						4785
1,682,648.81					1,682,648.81						4786
58,898.86					58,898.86						4787
236,551.02					236,551.02						4788
8,214.24					8,214.24						4789
11,314.15					11,314.15						4790
117.63					117.63						4791
51,227.18					51,227.18						4792
107,575.82					107,575.82						4793
2,017,500.49					2,017,500.49						4794
11,249.43					11,249.43						4795
359,768.15					359,768.15						4796
12,630.91					12,630.91						4797
20,056.54					20,056.54						4798
3,590.17					3,590.17						4799
68,822.03					68,822.03						4800
154,132.81					154,132.81						4801
3,292,027.12					3,292,027.12						4802
82,173.46					82,173.46						4803
573,457.91					573,457.91						4804
14,002.22					14,002.22						4805
18,267.69					18,267.69						4806

**STATEMENT OF FUNCTIONAL DISBURSEMENTS
BY DEPARTMENTS, APPROPRIATIONS, AND ACCOUNTS**

Line No.	Fund No.	Dept and Div No.	Acct No.	NAME OF APPROPRIATION OR ACCOUNT	Total Expenditures	OPERATING				
						General Government	Protection to Persons and Property	Hospitals, Health and Sanitation	Development & Conservation of Natural Resources	Highways
590-604				HEALTH AND REHABILITATIVE SERVICES.						
598				DEPARTMENT OF (Continued)						
598				Division of Social and Economic Services: (Continued)						
598				District IV— (Continued)						
598				Administrative Trust Fund— (Continued)						
4807	2	598	1471	Special Categories—CETA Personal Services	\$ 108,496.75	\$	\$	\$	\$	\$
4808	2	598	1499	Certifications Forward	76,299.80					
598				District V—						
598				Administrative Trust Fund—						
4809	2	598	1501	Salaries	1,831,217.67					
4810	2	598	1503	Other Personal Services	9,589.87					
4811	2	598	1504	Expenses	340,244.99					
4812	2	598	1506	Operating Capital Outlay	4,766.00					
4813	2	598	1540	Special Categories—Medicaid Surveillance	22,825.39					
4814	2	598	1554	Special Categories—CETA Expenses	4,566.95					
4815	2	598	1571	Special Categories—CETA Personal Services	152,757.91					
4816	2	598	1599	Certifications Forward	133,884.02					
598				District VI—						
598				Administrative Trust Fund—						
4817	2	598	1601	Salaries	2,138,942.71					
4818	2	598	1603	Other Personal Services	7,999.14					
4819	2	598	1604	Expenses	358,173.14					
4820	2	598	1606	Operating Capital Outlay	11,606.12					
4821	2	598	1640	Special Categories—Medicaid Surveillance	12,643.02					
4822	2	598	1699	Certifications Forward	120,700.82					
598				District VII—						
598				Administrative Trust Fund—						
4823	2	598	1701	Salaries	2,190,316.62					
4824	2	598	1703	Other Personal Services	20,909.72					
4825	2	598	1704	Expenses	439,559.41					
4826	2	598	1706	Operating Capital Outlay	8,910.53					
4827	2	598	1740	Special Categories—Medicaid Surveillance	22,221.57					
4828	2	598	1754	Special Categories—CETA Expenses	561.49					
4829	2	598	1771	Special Categories—CETA Personal Services	134,268.95					
4830	2	598	1799	Certifications Forward	155,019.38					
598				District VIII—						
598				Administrative Trust Fund—						
4831	2	598	1801	Salaries	1,792,823.59					
4832	2	598	1803	Other Personal Services	4,801.35					
4833	2	598	1804	Expenses	429,749.82					
4834	2	598	1806	Operating Capital Outlay	11,168.64					
4835	2	598	1840	Special Categories—Medicaid Surveillance	29,669.74					
4836	2	598	1871	Special Categories—CETA Expenses	79,926.15					
4837	2	598	1899	Certifications Forward	106,539.78					
598				District IX—						
598				Administrative Trust Fund—						
4838	2	598	1901	Salaries	1,738,238.79					
4839	2	598	1903	Other Personal Services	19,179.60					
4840	2	598	1904	Expenses	292,086.51					
4841	2	598	1906	Operating Capital Outlay	4,656.77					
4842	2	598	1940	Special Categories—Medicaid Surveillance	19,834.90					
4843	2	598	1954	Special Categories—CETA Expenses	55.42					
4844	2	598	1971	Special Categories—CETA Personal Services	1,064.90					
4845	2	598	1999	Certifications Forward	148,594.97					
598				District X—						
598				Administrative Trust Fund—						
4846	2	598	2001	Salaries	1,420,598.79					
4847	2	598	2803	Other Personal Services	12,572.45					
4848	2	598	2004	Expenses	277,646.33					
4849	2	598	2006	Operating Capital Outlay	7,304.35					
4850	2	598	2040	Special Categories—Medicaid Surveillance	19,783.83					
4851	2	598	2054	Special Categories—CETA Expenses	10,230.19					
4852	2	598	2071	Special Categories—CETA Personal Services	179,316.91					
4853	2	598	2099	Certifications Forward	55,710.98					
598				District XI—						
598				Administrative Trust Fund—						
4854	2	598	2101	Salaries	4,745,987.87					
4855	2	598	2103	Other Personal Services	181,419.41					
4856	2	598	2104	Expenses	980,237.18					
4857	2	598	2106	Operating Capital Outlay	4,796.80					
4858	2	598	2140	Special Categories—Medicaid Surveillance	15,863.57					
4859	2	598	2154	Special Categories—CETA Expenses	1,233.24					
4860	2	598	2171	Special Categories—CETA Personal Services	165,577.73					
4861	2	598	2199	Certifications Forward	66,703.16					
598				District XII—						
598				Administrative Trust Fund—						
4862	2	598	2299	Certifications Forward	191,686.00					
598				Control—						
598				Direct Assistance and Service Trust Fund—						
4863	2	598	2511	Refunds	118,295.82					
4864	2	598	2512	Transfers	73,795.00					
4865	2	598	2535	Child Support Payments to Non AFDC Families	5,673,088.07					

**STATEMENT OF FUNCTIONAL DISBURSEMENTS
BY DEPARTMENTS, APPROPRIATIONS, AND ACCOUNTS**

EXPENDITURES						NON-OPERATING EXPENDITURES					Line No.
Public Welfare	Education	Parks, Monuments & Memorials	Correctional Institutions	Retirements, Pensions and Relief Acts	Total Operating Expenditures	Aid to Cities, Counties and Others	Investments	County and Other Debt Service	Transfers, Refunds and Other Non-Operating	Total Non-Operating Expenditures	
\$ 108,496.75					\$ 108,496.75						4807
76,299.80					76,299.80						4808
1,831,217.67					1,831,217.67						4809
9,589.87					9,589.87						4810
340,244.99					340,244.99						4811
4,766.00					4,766.00						4812
22,825.39					22,825.39						4813
4,566.95					4,566.95						4814
152,757.91					152,757.91						4815
133,884.02					133,884.02						4816
2,138,942.71					2,138,942.71						4817
7,999.14					7,999.14						4818
358,173.14					358,173.14						4819
11,606.12					11,606.12						4820
12,643.02					12,643.02						4821
120,700.82					120,700.82						4822
2,190,316.62					2,190,316.62						4823
20,909.72					20,909.72						4824
439,559.41					439,559.41						4825
8,910.53					8,910.53						4826
22,221.57					22,221.57						4827
561.49					561.49						4828
134,268.95					134,268.95						4829
155,019.38					155,019.38						4830
1,792,823.59					1,792,823.59						4831
4,801.35					4,801.35						4832
429,749.82					429,749.82						4833
11,168.64					11,168.64						4834
29,669.74					29,669.74						4835
79,926.15					79,926.15						4836
106,539.78					106,539.78						4837
1,738,238.79					1,738,238.79						4838
19,179.60					19,179.60						4839
292,086.51					292,086.51						4840
4,656.77					4,656.77						4841
19,834.90					19,834.90						4842
55.42					55.42						4843
1,064.90					1,064.90						4844
148,594.97					148,594.97						4845
1,420,598.79					1,420,598.79						4846
12,572.45					12,572.45						4847
277,646.33					277,646.33						4848
7,304.35					7,304.35						4849
19,783.83					19,783.83						4850
10,230.19					10,230.19						4851
179,316.91					179,316.91						4852
55,710.98					55,710.98						4853
4,745,987.87					4,745,987.87						4854
181,419.41					181,419.41						4855
980,237.18					980,237.18						4856
4,796.80					4,796.80						4857
15,863.57					15,863.57						4858
1,233.24					1,233.24						4859
165,577.73					165,577.73						4860
66,703.16					66,703.16						4861
191,686.00					191,686.00						4862
									118,295.82	118,295.82	4863
									73,795.00	73,795.00	4864
5,673,088.07					5,673,088.07						4865

**STATEMENT OF FUNCTIONAL DISBURSEMENTS
BY DEPARTMENTS, APPROPRIATIONS, AND ACCOUNTS**

Line No.	Fund No.	Dept. and Div. No.	Acct. No.	NAME OF APPROPRIATION OR ACCOUNT	Total Expenditures	OPERATING				
						General Government	Protection to Persons and Property	Hospitals, Health and Sanitation	Development & Conservation of Natural Resources	Highways
		590-604	HEALTH AND REHABILITATIVE SERVICES, DEPARTMENT OF (Continued)							
		596	Division of Social and Economic Services: (Continued)							
			Control— (Continued)							
			Direct Assistance and Service Trust Fund— (Continued)							
4866	2	596	2585	Child Support Incentive Payments—Political Subdivision	\$ 1,049,875.83	\$	\$	\$	\$	\$
4867	2	596	2592	Reissues	2,103.00					
4868	2	596	2599	Certifications Forward	(61,157.10)					
			District I—							
			Direct Assistance and Service Trust Fund—							
4869	2	596	2625	Financial Assistance Payments—SWAP Wage Pool	915.92					
4870	2	596	2660	Purchase of Residential Group Care	2,704.60					
4871	2	596	2695	Aid to Families with Dependent Children	73,211.80					
			District II—							
			Direct Assistance and Service Trust Fund—							
4872	2	596	2725	Financial Assistance Payments	30,455.78					
4873	2	596	2795	Aid to Families with Dependent Children	142,605.92					
			District III—							
			Direct Assistance and Service Trust Fund—							
4874	2	596	2860	Purchase of Residential Group Care	12,472.69					
4875	2	596	2895	Aid to Families with Dependent Children	187,993.29					
			District IV—							
			Direct Assistance and Service Trust Fund—							
4876	2	596	2925	Financial Assistance Payments—SWAP Wage Pool	10,601.50					
4877	2	596	2960	Purchase of Residential Group Care	4,910.73					
4878	2	596	2995	Aid to Families with Dependent Children	143,172.44					
			District V—							
			Direct Assistance and Service Trust Fund—							
4879	2	596	3060	Purchase of Residential Group Care	443.38					
4880	2	596	3095	Aid to Families with Dependent Children	96,802.58					
			District VI—							
			Direct Assistance and Service Trust Fund—							
4881	2	596	3160	Purchase of Residential Group Care	23,265.73					
4882	2	596	3195	Aid to Families with Dependent Children	273,141.94					
			District VII—							
			Direct Assistance and Service Trust Fund—							
4883	2	596	3225	Financial Assistance Payments—SWAP Wage Pool	350.03					
4884	2	596	3260	Purchase of Residential Group Care	14,877.50					
4885	2	596	3295	Aid to Families with Dependent Children	103,138.64					
			District VIII—							
			Direct Assistance and Service Trust Fund—							
4886	2	596	3360	Purchase of Residential Group Care	12,679.27					
4887	2	596	3395	Aid to Families with Dependent Children	165,545.31					
			District IX—							
			Direct Assistance and Service Trust Fund—							
4888	2	596	3460	Purchase of Residential Group Care	3,949.78					
4889	2	596	3495	Aid to Families with Dependent Children	78,038.24					
			District X—							
			Direct Assistance and Service Trust Fund—							
4890	2	596	3560	Purchase of Residential Group Care	8,851.20					
4891	2	596	3595	Aid to Families with Dependent Children	42,518.55					
			District XI—							
			Direct Assistance and Service Trust Fund—							
4892	2	596	3660	Purchase of Residential Group Care	4,421.74					
4893	2	596	3695	Aid to Families with Dependent Children	117,600.64					
			District XII—							
			Direct Assistance and Service Trust Fund—							
4894	2	596	3795	Aid to Families with Dependent Children	114,244,058.70					
			Control—							
			Services Trust Fund—							
4895	2	596	4011	Refunds	11,045.74					
4896	2	596	4092	Reissues	40.00					
			District I—							
			Services Trust Fund—							
4897	2	596	4110	Special Categories—Local Service Programs	310.58					
4898	2	596	4120	Special Categories—WIN Medical Expenses	5,900.40					
4899	2	596	4122	Child Day Care	42,386.94					
4900	2	596	4126	WIN Day Care	13,983.77					
4901	2	596	4143	Special Categories—Foster Home Care for Children	54,532.49					
4902	2	596	4199	Certifications Forward	12,402.54					
			District II—							
			Services Trust Fund—							
4903	2	596	4210	Special Categories—Local Service Programs	8,135.65					
4904	2	596	4220	Special Categories—WIN Medical Expenses	14,975.02					
4905	2	596	4222	Child Day Care	95,320.45					
4906	2	596	4226	WIN Day Care	22,627.49					
4907	2	596	4243	Special Categories—Foster Home Care for Children	80,273.62					
4908	2	596	4299	Certifications Forward	27,121.03					
			District III—							
			Services Trust Fund—							
4909	2	596	4310	Special Categories—Local Service Programs	36,382.89					
4910	2	596	4320	Special Categories—WIN Medical Expenses	3,349.80					
4911	2	596	4322	Child Day Care	117,096.39					

**STATEMENT OF FUNCTIONAL DISBURSEMENTS
BY DEPARTMENTS, APPROPRIATIONS, AND ACCOUNTS**

EXPENDITURES						NON-OPERATING EXPENDITURES					Line No.
Public Welfare	Education	Parks, Monuments & Memorials	Correctional Institutions	Retirements, Pensions and Relief Acts	Total Operating Expenditures	Aid to Cities, Counties and Others	Investments	County and Other Debt Service	Transfers, Refunds and Other Non-Operating	Total Non-Operating Expenditures	
\$ 1,049,875.83					\$ 1,049,875.83				2,103.00	2,103.00	4866
(81,157.10)					(81,157.10)						4867
											4868
915.92					915.92						4869
2,704.60					2,704.60						4870
73,211.80					73,211.80						4871
											4872
30,455.78					30,455.78						4873
142,605.92					142,605.92						4874
											4875
12,472.69					12,472.69						4876
187,993.29					187,993.29						4877
											4878
10,601.50					10,601.50						4879
4,910.73					4,910.73						4880
143,172.44					143,172.44						4881
											4882
443.38					443.38						4883
96,802.58					96,802.58						4884
											4885
23,265.73					23,265.73						4886
273,141.94					273,141.94						4887
											4888
350.03					350.03						4889
14,877.50					14,877.50						4890
103,138.64					103,138.64						4891
											4892
12,679.27					12,679.27						4893
165,545.31					165,545.31						4894
											4895
3,949.78					3,949.78						4896
78,038.24					78,038.24						4897
											4898
8,851.20					8,851.20						4899
42,518.55					42,518.55						4900
											4901
4,421.74					4,421.74						4902
117,600.64					117,600.64						4903
											4904
114,244,058.70					114,244,058.70						4905
									11,045.74	11,045.74	4906
									40.00	40.00	4907
											4908
310.58					310.58						4909
5,900.40					5,900.40						4910
42,386.94					42,386.94						4911
13,983.77					13,983.77						4912
54,532.49					54,532.49						4913
12,402.54					12,402.54						4914
											4915
8,135.65					8,135.65						4916
14,975.02					14,975.02						4917
95,320.45					95,320.45						4918
22,627.49					22,627.49						4919
80,273.62					80,273.62						4920
27,121.03					27,121.03						4921
											4922
36,382.89					36,382.89						4923
3,349.80					3,349.80						4924
117,098.39					117,098.39						4925

**STATEMENT OF FUNCTIONAL DISBURSEMENTS
BY DEPARTMENTS, APPROPRIATIONS, AND ACCOUNTS**

Line No.	Fund No.	Dept and Div. No.	Acct. No.	NAME OF APPROPRIATION OR ACCOUNT	Total Expenditures	OPERATING				
						General Government	Protection to Persons and Property	Hospitals, Health and Sanitation	Development & Conservation of Natural Resources	Highways
590-604 HEALTH AND REHABILITATIVE SERVICES.										
DEPARTMENT OF (Continued)										
598 Division of Social and Economic Services: (Continued)										
District III— (Continued)										
Services Trust Fund— (Continued)										
4912	2	598	4326	WIN Day Care	\$ 13,197.78					
4913	2	598	4343	Special Categories—Foster Homes Care for Children	196,680.64					
4914	2	598	4399	Certifications Forward	238,631.43					
District IV—										
Services Trust Fund—										
4915	2	598	4410	Special Categories—Local Service Programs	32,050.42					
4916	2	598	4420	Special Categories—WIN Medical Expenses	21,684.60					
4917	2	598	4422	Child Day Care	100,817.47					
4918	2	598	4426	WIN Day Care	70,215.84					
4919	2	598	4443	Special Categories—Foster Home Care for Children	237,670.00					
4920	2	598	4499	Certifications Forward	28,100.63					
District V—										
Services Trust Fund—										
4921	2	598	4510	Special Categories—Local Service Programs	71,434.18					
4922	2	598	4520	Special Categories—WIN Medical Expenses	11,587.47					
4923	2	598	4522	Child Day Care	81,299.57					
4924	2	598	4526	WIN Day Care	30,049.86					
4925	2	598	4543	Special Categories—Foster Home Care for Children	166,351.13					
4926	2	598	4599	Certifications Forward	29,434.38					
District VI—										
Services Trust Fund—										
4927	2	598	4610	Special Categories—Local Service Programs	4,583.17					
4928	2	598	4620	Special Categories—WIN Medical Expenses	13,643.42					
4929	2	598	4622	Child Day Care	27,044.34					
4930	2	598	4626	WIN Day Care	52,929.13					
4931	2	598	4643	Special Categories—Foster Home Care for Children	230,933.75					
4932	2	598	4699	Certifications Forward	1,265.90					
District VII—										
Services Trust Fund—										
4933	2	598	4710	Special Categories—Local Service Programs	11,600.49					
4934	2	598	4720	Special Categories—WIN Medical Expenses	10,592.86					
4935	2	598	4722	Child Day Care	446,808.19					
4936	2	598	4726	WIN Day Care	56,835.49					
4937	2	598	4743	Special Categories—Foster Home Care for Children	154,594.51					
4938	2	598	4799	Certifications Forward	56,004.65					
District VIII—										
Services Trust Fund—										
4939	2	598	4810	Special Categories—Local Service Programs	16,371.69					
4940	2	598	4820	Special Categories—WIN Medical Expenses	4,533.17					
4941	2	598	4822	Child Day Care	197,597.31					
4942	2	598	4826	WIN Day Care	15,317.58					
4943	2	598	4843	Special Categories—Foster Home Care for Children	175,437.88					
4944	2	598	4899	Certifications Forward	40,562.09					
District IX—										
Services Trust Fund—										
4945	2	598	4910	Special Categories—Local Service Programs	9,178.54					
4946	2	598	4920	Special Categories—WIN Medical Expenses	8,965.44					
4947	2	598	4922	Child Day Care	166,314.05					
4948	2	598	4926	WIN Day Care	19,547.87					
4949	2	598	4943	Special Categories—Foster Home Care for Children	132,891.26					
4950	2	598	4999	Certifications Forward	45,606.87					
District X—										
Services Trust Fund—										
4951	2	598	5010	Special Categories—Local Service Programs	13,895.62					
4952	2	598	5020	Special Categories—WIN Medical Expenses	9,297.01					
4953	2	598	5022	Child Day Care	167,310.75					
4954	2	598	5026	WIN Day Care	36,530.49					
4955	2	598	5043	Special Categories—Foster Home Care for Children	68,369.23					
4956	2	598	5099	Certifications Forward	54,396.39					
District XI—										
Services Trust Fund—										
4957	2	598	5120	Special Categories—WIN Medical Expenses	9,107.85					
4958	2	598	5122	Child Day Care	76,174.45					
4959	2	598	5126	WIN Day Care	30,683.02					
4960	2	598	5143	Special Categories—Foster Home Care for Children	369,014.08					
4961	2	598	5199	Certifications Forward	2,734.31					
Control—										
Special Grants Trust Fund—										
4962	2	598	7004	Expenses	26,794.38					
4963	2	598	7012	Transfers	53,220.00					
4964	2	598	7013	Special Categories—Fiscal Contract Services	249,654.00					
4965	2	598	7072	Physician Services	1,043,196.38					
4966	2	598	7073	Hospital In-Patient Services	3,227,513.75					
4967	2	598	7074	Nursing Home Care	1,225,594.24					
4968	2	598	7076	Hospital Out-Patient Services	297,284.03					
4969	2	598	7077	Other Lab and X-Ray Services	8,643.39					
4970	2	598	7079	Supplementary Medical Insurance	202,714.29					
4971	2	598	7080	Hospital Insurance Benefits	127,237.53					

**STATEMENT OF FUNCTIONAL DISBURSEMENTS
BY DEPARTMENTS, APPROPRIATIONS, AND ACCOUNTS**

EXPENDITURES						NON-OPERATING EXPENDITURES					Line No.
Public Welfare	Education	Parks, Monuments & Memorials	Correctional Institutions	Retirements, Pensions and Relief Acts	Total Operating Expenditures	Aid to Cities, Counties and Others	Investments	County and Other Debt Service	Transfers, Refunds and Other Non-Operating	Total Non-Operating Expenditures	
\$ 13,197.78					\$ 13,197.78						4912
196,680.64					196,680.64						4913
238,631.43					238,631.43						4914
32,050.42					32,050.42						4915
21,684.60					21,684.60						4916
100,817.47					100,817.47						4917
70,215.84					70,215.84						4918
237,670.00					237,670.00						4919
28,100.63					28,100.63						4920
71,434.18					71,434.18						4921
11,587.47					11,587.47						4922
81,299.57					81,299.57						4923
30,049.86					30,049.86						4924
166,351.13					166,351.13						4925
29,434.38					29,434.38						4926
4,583.17					4,583.17						4927
13,643.42					13,643.42						4928
27,044.34					27,044.34						4929
52,929.13					52,929.13						4930
230,933.75					230,933.75						4931
1,265.90					1,265.90						4932
11,600.49					11,600.49						4933
10,592.86					10,592.86						4934
446,808.19					446,808.19						4935
56,835.49					56,835.49						4936
154,594.51					154,594.51						4937
56,004.65					56,004.65						4938
16,371.69					16,371.69						4939
4,533.17					4,533.17						4940
197,597.31					197,597.31						4941
15,317.58					15,317.58						4942
175,437.88					175,437.88						4943
40,562.09					40,562.09						4944
9,178.54					9,178.54						4945
8,965.44					8,965.44						4946
166,314.05					166,314.05						4947
19,547.87					19,547.87						4948
132,891.26					132,891.26						4949
45,606.87					45,606.87						4950
13,895.62					13,895.62						4951
9,297.01					9,297.01						4952
167,310.75					167,310.75						4953
36,530.49					36,530.49						4954
68,369.23					68,369.23						4955
54,396.39					54,396.39						4956
9,107.65					9,107.65						4957
76,174.45					76,174.45						4958
30,683.02					30,683.02						4949
369,014.08					369,014.08						4960
2,734.31					2,734.31						4961
26,794.38					26,794.38						4962
249,654.00					249,654.00			53,220.00		53,220.00	4963
1,043,196.38					1,043,196.38						4964
3,227,513.75					3,227,513.75						4965
1,225,594.24					1,225,594.24						4966
297,284.03					297,284.03						4967
8,643.39					8,643.39						4968
202,714.29					202,714.29						4969
127,237.53					127,237.53						4970
											4971

STATEMENT OF FUNCTIONAL DISBURSEMENTS BY DEPARTMENTS, APPROPRIATIONS, AND ACCOUNTS

Line No.	Fund No.	Dept. and Div. No.	Acct. No.	NAME OF APPROPRIATION OR ACCOUNT	Total Expenditures	OPERATING				
						General Government	Protection to Persons and Property	Hospitals, Health and Sanitation	Development & Conservation of Natural Resources	Highways
			590-604	HEALTH AND REHABILITATIVE SERVICES, DEPARTMENT OF (Continued)						
			598	Division of Social and Economic Services: (Continued)						
				Control— (Continued)						
				Special Grants Trust Fund— (Continued)						
4972	2	598	7061	State Mental Hospital	\$ 4,122.24	\$	\$	\$	\$	\$
4973	2	598	7063	Home Health Services	8,007.09					
4974	2	598	7064	Early and Periodic Screening of Children	71,312.75					
4975	2	598	7086	Family Planning	969.86					
4976	2	598	7067	Patient Transportation	84,859.88					
4977	2	598	7089	Drugs	2,471,363.17					
4978	2	598	7095	Aid to Families with Dependent Children	3,297,102.90					
4979	2	598	7099	Certifications Forward	4,035,673.13					
				District I—						
				Special Grants Trust Fund—						
4980	2	598	7101	Salaries	11,181.46					
4981	2	598	7104	Expenses	1,661.97					
4982	2	598	7122	Child Day Care	10,230.37					
4983	2	598	7143	Special Categories—Foster Home Care for Children	55,821.24					
				District II—						
				Special Grants Trust Fund—						
4984	2	598	7210	Special Categories—Local Services Program	4,181.58					
				District V—						
				Special Grants Trust Fund—						
4985	2	598	7522	Child Day Care	1,194.00					
				District VI—						
				Special Grants Trust Fund—						
4986	2	598	7601	Salaries	24,030.43					
4987	2	598	7604	Expenses	3,263.26					
				District VII—						
				Special Grants Trust Fund—						
4988	2	598	7722	Child Day Care	17,049.45					
4989	2	598	7743	Special Categories—Foster Home Care for Children	1,230.00					
4990	2	598	7746	Special Categories—Housekeeper Services for Children	464.00					
				District XI—						
				Special Grants Trust Fund—						
4991	2	598	8101	Salaries	1,546,524.73					
4992	2	598	8104	Expenses	213,564.57					
4993	2	598	8143	Special Categories—Foster Home Care for Children	106,823.85					
4994	2	598	8144	Special Categories—Foster Home Care for Children	40,439.75					
4995	2	598	8146	Special Categories—Housekeeper Services for Children	1,386.93					
				Control—						
				Federal Aid Trust Fund Title XX—						
				Transfers	1,903,577.62					
				District I—						
				Federal Aid Trust Fund Title XX—						
4997	2	598	8601	Salaries	497,262.85					
4998	2	598	8603	Other Personal Services	546.27					
4999	2	598	8604	Expenses	109,432.49					
5000	2	598	8606	Operating Capital Outlay	6.93					
5001	2	598	8610	Special Categories—Local Service Program	931.78					
5002	2	598	8622	Special Categories—Child Day Care	366,303.18					
5003	2	598	8643	Special Categories—Foster Home Care for Children	106,667.21					
5004	2	598	8644	Special Categories—Psychiatric Care for Children	7,630.15					
5005	2	598	8699	Certifications Forward	34,260.44					
				District II—						
				Federal Aid Trust Fund Title XX—						
5006	2	598	8701	Salaries	803,244.05					
5007	2	598	8703	Other Personal Services	294.56					
5008	2	598	8704	Expenses	253,003.68					
5009	2	598	8706	Operating Capital Outlay	359.55					
5010	2	598	8710	Special Categories—Local Service Program	54,818.96					
5011	2	598	8722	Special Categories—Child Day Care	604,674.17					
5012	2	598	8743	Special Categories—Foster Home Care for Children	114,815.76					
5013	2	598	8744	Special Categories—Psychiatric Care for Children	16,748.08					
5014	2	598	8799	Certifications Forward	5,028.94					
				District III—						
				Federal Aid Trust Fund Title XX—						
5015	2	598	8801	Salaries	737,866.80					
5016	2	598	8803	Other Personal Services	12,550.71					
5017	2	598	8804	Expenses	181,696.05					
5018	2	598	8810	Special Categories—Local Service Program	122,316.45					
5019	2	598	8822	Special Categories—Child Day Care	836,151.61					
5020	2	598	8843	Special Categories—Foster Home Care for Children	342,551.52					
5021	2	598	8844	Special Categories—Psychiatric Care for Children	36,459.80					
5022	2	598	8899	Certifications Forward	183,804.28					
				District IV—						
				Federal Aid Trust Fund Title XX—						
5023	2	598	8901	Salaries	1,227,620.28					
5024	2	598	8903	Other Personal Services	473.93					
5025	2	598	8904	Expenses	325,319.44					
5026	2	598	8910	Special Categories—Local Service Program	126,056.44					
5027	2	598	8922	Special Categories—Child Day Care	1,629,971.29					

STATEMENT OF FUNCTIONAL DISBURSEMENTS BY DEPARTMENTS, APPROPRIATIONS, AND ACCOUNTS

EXPENDITURES						NON-OPERATING EXPENDITURES					Line No.
Public Welfare	Education	Parks, Monuments & Memorials	Correctional Institutions	Retirements, Pensions and Relief Acts	Total Operating Expenditures	Aid to Cities, Counties and Others	Investments	County and Other Debt Service	Transfers, Refunds and Other Non-Operating	Total Non-Operating Expenditures	
\$ 4,122.24					\$ 4,122.24						4972
8,007.09					8,007.09						4973
71,312.75					71,312.75						4974
969.86					969.86						4975
84,859.88					84,859.88						4976
2,471,363.17					2,471,363.17						4977
3,297,102.90					3,297,102.90						4978
4,035,673.13					4,035,673.13						4979
11,181.46					11,181.46						4980
1,661.97					1,661.97						4981
10,230.37					10,230.37						4982
55,821.24					55,821.24						4983
4,181.58					4,181.58						4984
1,194.00					1,194.00						4985
24,030.43					24,030.43						4986
3,263.26					3,263.26						4987
17,049.45					17,049.45						4988
1,230.00					1,230.00						4989
464.00					464.00						4990
1,546,524.73					1,546,524.73						4991
213,564.57					213,564.57						4992
106,823.85					106,823.85						4993
40,439.75					40,439.75						4994
1,386.93					1,386.93						4995
								1,903,577.62		1,903,577.62	4996
497,262.85					497,262.85						4997
546.27					546.27						4998
109,432.49					109,432.49						4999
6.93					6.93						5000
931.78					931.78						5001
366,303.18					366,303.18						5002
106,667.21					106,667.21						5003
7,630.15					7,630.15						5004
34,260.44					34,260.44						5005
803,244.05					803,244.05						5006
294.56					294.56						5007
253,003.68					253,003.68						5008
359.55					359.55						5009
54,818.96					54,818.96						5010
604,674.17					604,674.17						5011
114,815.76					114,815.76						5012
16,748.08					16,748.08						5013
5,028.94					5,028.94						5014
737,866.80					737,866.80						5015
12,550.71					12,550.71						5016
181,696.05					181,696.05						5017
122,316.45					122,316.45						5018
836,151.61					836,151.61						5019
342,551.52					342,551.52						5020
36,459.80					36,459.80						5021
183,804.28					183,804.28						5022
1,227,820.28					1,227,820.28						5023
473.93					473.93						5024
325,319.44					325,319.44						5025
126,056.44					126,056.44						5026
1,629,971.29					1,629,971.29						5027

**STATEMENT OF FUNCTIONAL DISBURSEMENTS
BY DEPARTMENTS, APPROPRIATIONS, AND ACCOUNTS**

Line No.	Fund No.	Dept. and Div. No.	Acct. No.	NAME OF APPROPRIATION OR ACCOUNT	Total Expenditures	OPERATING				
						General Government	Protection to Persons and Property	Hospitals, Health and Sanitation	Development & Conservation of Natural Resources	Highways
		590-604		HEALTH AND REHABILITATIVE SERVICES, DEPARTMENT OF (Continued)						
		598		Division of Social and Economic Services: (Continued)						
				District IV— (Continued)						
				Federal Aid Trust Fund Title XX— (Continued)						
5028	2	598	8943	Special Categories—Foster Home Care for Children	\$ 464,826.00	\$	\$	\$	\$	\$
5029	2	598	8944	Special Categories—Psychiatric Care for Children	34,916.41					
5030	2	598	8999	Certifications Forward	340,801.29					
				District V—						
				Federal Aid Trust Fund Title XX—						
5031	2	598	9001	Salaries	415,969.16					
5032	2	598	9003	Other Personal Services	2,780.26					
5033	2	598	9004	Expenses	108,348.44					
5034	2	598	9006	Operating Capital Outlay	19.42					
5035	2	598	9010	Special Categories—Local Service Program	94,977.18					
5036	2	598	9022	Special Categories—Child Day Care	882,019.51					
5037	2	598	9043	Special Categories—Foster Home Care for Children	313,690.13					
5038	2	598	9044	Special Categories—Psychiatric Care for Children	27,247.22					
5039	2	598	9099	Certifications Forward	183,009.91					
				District VI—						
				Federal Aid Trust Fund Title XX—						
5040	2	598	9101	Salaries	875,647.37					
5041	2	598	9103	Other Personal Services	473.89					
5042	2	598	9104	Expenses	175,907.21					
5043	2	598	9106	Operating Capital Outlay	173.08					
5044	2	598	9110	Special Categories—Local Service Program	64,739.99					
5045	2	598	9122	Special Categories—Child Day Care	961,420.40					
5046	2	598	9143	Special Categories—Foster Home Care for Children	334,769.20					
5047	2	598	9144	Special Categories—Psychiatric Care for Children	41,210.52					
5048	2	598	9199	Certifications Forward	224,556.89					
				District VII—						
				Federal Aid Trust Fund Title XX—						
5049	2	598	9201	Salaries	777,995.86					
5050	2	598	9203	Other Personal Services	1,356.31					
5051	2	598	9204	Expenses	255,528.35					
5052	2	598	9206	Operating Capital Outlay	66.07					
5053	2	598	9210	Special Categories—Local Service Program	34,801.51					
5054	2	598	9222	Special Categories—Child Day Care	2,680,849.07					
5055	2	598	9243	Special Categories—Foster Home Care for Children	253,392.00					
5056	2	598	9244	Special Categories—Psychiatric Care for Children	12,551.29					
5057	2	598	9299	Certifications Forward	138,041.47					
				District VIII—						
				Federal Aid Trust Fund Title XX—						
5058	2	598	9301	Salaries	590,143.26					
5059	2	598	9303	Other Personal Services	3,604.01					
5060	2	598	9304	Expenses	207,617.38					
5061	2	598	9306	Operating Capital Outlay	75.84					
5062	2	598	9310	Special Categories—Local Service Program	55,415.57					
5063	2	598	9322	Special Categories—Child Day Care	1,185,583.89					
5064	2	598	9343	Special Categories—Foster Home Care for Children	278,560.28					
5065	2	598	9344	Special Categories—Psychiatric Care for Children	33,226.47					
5066	2	598	9399	Certifications Forward	20,912.25					
				District IX—						
				Federal Aid Trust Fund Title XX—						
5067	2	598	9401	Salaries	644,474.28					
5068	2	598	9403	Other Personal Services	1,066.86					
5069	2	598	9404	Expenses	186,609.60					
5070	2	598	9406	Operating Capital Outlay	142.21					
5071	2	598	9410	Special Categories—Local Service Program	53,718.14					
5072	2	598	9422	Special Categories—Child Day Care	1,253,273.45					
5073	2	598	9443	Special Categories—Foster Home Care for Children	258,576.98					
5074	2	598	9444	Special Categories—Psychiatric Care for Children	22,933.49					
5075	2	598	9499	Certifications Forward	84,600.11					
				District X—						
				Federal Aid Trust Fund Title XX—						
5076	2	598	9501	Salaries	553,841.46					
5077	2	598	9503	Other Personal Services	6,068.38					
5078	2	598	9504	Expenses	147,058.65					
5079	2	598	9506	Operating Capital Outlay	122.54					
5080	2	598	9510	Special Categories—Local Service Program	65,735.93					
5081	2	598	9522	Special Categories—Child Day Care	1,003,864.58					
5082	2	598	9543	Special Categories—Foster Home Care for Children	133,732.55					
5083	2	598	9544	Special Categories—Psychiatric Care for Children	16,282.68					
5084	2	598	9599	Certifications Forward	75,469.15					
				District XI—						
				Federal Aid Trust Fund Title XX—						
5085	2	598	9601	Salaries	1,348,109.32					
5086	2	598	9603	Other Personal Services	1,212.26					
5087	2	598	9604	Expenses	195,439.99					
5088	2	598	9610	Special Categories—Local Service Program	73,476.95					
5089	2	598	9622	Special Categories—Child Day Care	3,921,581.32					
5090	2	598	9643	Special Categories—Foster Home Care for Children	468,925.44					

**STATEMENT OF FUNCTIONAL DISBURSEMENTS
BY DEPARTMENTS, APPROPRIATIONS, AND ACCOUNTS**

EXPENDITURES						NON-OPERATING EXPENDITURES					Line No.
Public Welfare	Education	Parks, Monuments & Memorials	Correctional Institutions	Retirements, Pensions and Relief Acts	Total Operating Expenditures	Aid to Cities, Counties and Others	Investments	County and Other Debt Service	Transfers, Refunds and Other Non-Operating	Total Non-Operating Expenditures	
\$ 464,826.00	\$	\$	\$	\$	\$ 464,826.00	\$	\$	\$	\$	\$	5028
34,916.41	34,916.41	5029
340,801.29	340,801.29	5030
415,969.16	415,969.16	5031
2,780.26	2,780.26	5032
108,348.44	108,348.44	5033
19.42	19.42	5034
94,977.18	94,977.18	5035
882,019.51	882,019.51	5036
313,690.13	313,690.13	5037
27,247.22	27,247.22	5038
183,009.91	183,009.91	5039
875,647.37	875,647.37	5040
473.89	473.89	5041
175,907.21	175,907.21	5042
173.08	173.08	5043
64,739.99	64,739.99	5044
961,420.40	961,420.40	5045
334,769.20	334,769.20	5046
41,210.52	41,210.52	5047
224,556.89	224,556.89	5048
777,995.86	777,995.86	5049
1,356.31	1,356.31	5050
255,528.35	255,528.35	5051
66.07	66.07	5052
34,801.51	34,801.51	5053
2,680,849.07	2,680,849.07	5054
253,392.00	253,392.00	5055
12,551.29	12,551.29	5056
138,041.47	138,041.47	5057
590,143.26	590,143.26	5058
3,604.01	3,604.01	5059
207,617.38	207,617.38	5060
75.84	75.84	5061
55,415.57	55,415.57	5062
1,185,583.89	1,185,583.89	5063
278,560.28	278,560.28	5064
33,226.47	33,226.47	5065
20,912.25	20,912.25	5066
644,474.28	644,474.28	5067
1,066.86	1,066.86	5068
186,609.60	186,609.60	5069
142.21	142.21	5070
53,718.14	53,718.14	5071
1,253,273.45	1,253,273.45	5072
258,576.98	258,576.98	5073
22,933.49	22,933.49	5074
84,600.11	84,600.11	5075
553,841.46	553,841.46	5076
6,068.38	6,068.38	5077
147,058.65	147,058.65	5078
122.54	122.54	5079
65,735.93	65,735.93	5080
1,003,864.58	1,003,864.58	5081
133,732.55	133,732.55	5082
16,282.68	16,282.68	5083
75,469.15	75,469.15	5084
1,348,109.32	1,348,109.32	5085
1,212.26	1,212.26	5086
195,439.99	195,439.99	5087
73,476.95	73,476.95	5088
3,921,581.32	3,921,581.32	5089
468,925.44	468,925.44	5090

**STATEMENT OF FUNCTIONAL DISBURSEMENTS
BY DEPARTMENTS, APPROPRIATIONS, AND ACCOUNTS**

Line No.	Fund No.	Dept. and Div. No.	Acct. No.	NAME OF APPROPRIATION OR ACCOUNT	Total Expenditures	OPERATING				
						General Government	Protection to Persons and Property	Hospitals, Health and Sanitation	Development & Conservation of Natural Resources	Highways
		590-604		HEALTH AND REHABILITATIVE SERVICES, DEPARTMENT OF (Continued)						
		596		Division of Social and Economic Services: (Continued) District XI— (Continued)						
				Federal Aid Trust Fund Title XX— (Continued)						
5091	2	596	9644	Special Categories—Psychiatric Care for Children	\$ 120,346.80					
5092	2	596	9699	Certifications Forward	559,581.12					
5093				Total Division of Social and Economic Services	\$ 715,970,667.28					
		599		Division of Health Services:						
				Control—						
5094	1	599	0008	Fixed Capital Outlay	\$ 28,000.00			\$ 28,000.00		
5095	1	599	0030	Special Categories—Kidney Disease Program	323,779.20			323,779.20		
5096	1	599	0032	Aid to Local Government—Medical Exam Services	1,530,381.00					
5097	1	599	0033	Aid to Local Government—Kidney Disease Prevention	44,117.82					
5098	1	599	0035	Regional Diabetes Center	394,709.97			394,709.97		
5099	1	599	0070	Special Categories—Drugs, Vaccines and Other Biologicals	1,598,738.80			1,598,738.80		
5100	1	599	0096	Certifications Forward—Aid to Local Government	223,271.66					
5101	1	599	0099	Certifications Forward	309,057.37			309,057.37		
				District I—						
5102	1	599	0104	Expenses	13,815.00			13,815.00		
5103	1	599	0110	Contributions to County Health Units	1,286,388.00			1,286,388.00		
5104	1	599	0134	Aid to Local Government—School Health Services	166,013.00					
				District II—						
5105	1	599	0204	Expenses	14,693.00			14,693.00		
5106	1	599	0210	Contributions to County Health Units	1,397,804.00			1,397,804.00		
5107	1	599	0234	Aid to Local Government—School Health Services	184,878.00					
				District III—						
5108	1	599	0304	Expenses	21,396.00			21,396.00		
5109	1	599	0310	Contributions to County Health Units	1,921,189.00			1,921,189.00		
5110	1	599	0334	Aid to Local Government—School Health Services	238,957.00					
				District IV—						
5111	1	599	0401	Salaries	699,351.07			699,351.07		
5112	1	599	0404	Expenses	255,669.07			255,669.07		
5113	1	599	0406	Operating Capital Outlay	40,454.66			40,454.66		
5114	1	599	0410	Contributions to County Health Units	2,452,301.00			2,452,301.00		
5115	1	599	0434	Aid to Local Government—School Health Services	320,707.00					
				District V—						
5116	1	599	0504	Expenses	8,151.14			8,151.14		
5117	1	599	0510	Contributions to County Health Units	1,955,095.00			1,955,095.00		
5118	1	599	0534	Aid to Local Government—School Health Services	168,779.40					
				District VI—						
5119	1	599	0604	Expenses	24,556.04			24,556.04		
5120	1	599	0606	Operating Capital Outlay	184.00			184.00		
5121	1	599	0608	Contributions to County Health Units	2,008,187.00			2,008,187.00		
5122	1	599	0606	Aid to Local Government—School Health Services	213,805.00					
				District VII—						
5123	1	599	0701	Salaries	3,938.30			3,938.30		
5124	1	599	0704	Expenses	21,421.59			21,421.59		
5125	1	599	0710	Contributions to County Health Units	2,151,953.00			2,151,953.00		
5126	1	599	0734	Aid to Local Government—School Health Services	282,975.00					
				District VIII—						
5127	1	599	0801	Salaries	56,787.43			56,787.43		
5128	1	599	0804	Expenses	31,589.06			31,589.06		
5129	1	599	0810	Contributions to County Health Units	2,999,814.00			2,999,814.00		
5130	1	599	0834	Aid to Local Government—School Health Services	278,688.00					
				District IX—						
5131	1	599	0904	Expenses	19,544.00			19,544.00		
5132	1	599	0910	Contributions to County Health Units	2,070,838.00			2,070,838.00		
5133	1	599	0934	Aid to Local Government—School Health Services	168,528.00					
				District X—						
5134	1	599	1004	Expenses	13,238.00			13,238.00		
5135	1	599	1010	Contributions to County Health Units	1,803,953.00			1,803,953.00		
5136	1	599	1034	Aid to Local Government—School Health Services	140,544.00					
				District XI—						
5137	1	599	1101	Salaries	27,311.11			27,311.11		
5138	1	599	1104	Expenses	9,660.00			9,660.00		
5139	1	599	1110	Contributions to County Health Units	3,289,705.00			3,289,705.00		
5140	1	599	1134	Aid to Local Government—School Health Services	337,057.00					
				District XII—						
5141	1	599	1204	Other Personal Services	11,608.24			11,608.24		
5142	1	599	1204	Expenses	291.50			291.50		
				Tuberculosis Hospital—A.G. Holley—						
5143	1	599	2001	Salaries	1,855,292.00			1,855,292.00		
5144	1	599	2003	Other Personal Services	20,365.65			20,365.65		
5145	1	599	2004	Expenses	757,705.14			757,705.14		
5146	1	599	2006	Operating Capital Outlay	35,989.44			35,989.44		
5147	1	599	2007	Food Products	83,965.00			83,965.00		
5148	1	599	2099	Certifications Forward	157,542.52			157,542.52		

**STATEMENT OF FUNCTIONAL DISBURSEMENTS
BY DEPARTMENTS, APPROPRIATIONS, AND ACCOUNTS**

EXPENDITURES						NON-OPERATING EXPENDITURES					Line No.
Public Welfare	Education	Parks, Monuments & Memorials	Correctional Institutions	Retirements, Pensions and Relief Acts	Total Operating Expenditures	Aid to Cities, Counties and Others	Investments	County and Other Debt Service	Transfers, Refunds and Other Non-Operating	Total Non-Operating Expenditures	
\$ 120,346.80	\$	\$	\$	\$	\$ 120,346.80	\$	\$	\$	\$	\$	5091
559,581.12	559,581.12	5092
\$712,496,085.59	\$	\$	\$	\$	\$ 712,496,085.59	\$	\$	\$	\$ 3,474,581.69	\$ 3,474,581.69	5093
					28,000.00						5094
					323,779.20						5095
									1,530,381.00	1,530,381.00	5096
					394,709.97				44,117.82	44,117.82	5097
					1,598,738.80						5098
											5099
									223,271.86	223,271.86	5100
					309,057.37						5101
					13,815.00						5102
					1,288,388.00						5103
									166,013.00	166,013.00	5104
					14,693.00						5105
					1,997,804.00						5106
									184,878.00	184,878.00	5107
					21,396.00						5108
					1,921,189.00						5109
									238,957.00	238,957.00	5110
					699,351.07						5111
					255,669.07						5112
					40,454.86						5113
					2,452,301.00						5114
									320,707.00	320,707.00	5115
					8,151.14						5116
					1,955,095.00						5117
									168,779.40	168,779.40	5118
					24,556.04						5119
					184.00						5120
					2,008,187.00						5121
									213,805.00	213,805.00	5122
					3,938.30						5123
					21,421.59						5124
					2,151,953.00						5125
									282,975.00	282,975.00	5126
					56,787.43						5127
					31,589.06						5128
					2,999,814.00						5129
									276,688.00	276,688.00	5130
					19,544.00						5131
					2,070,838.00						5132
									168,528.00	168,528.00	5133
					13,238.00						5134
					1,803,953.00						5135
									140,544.00	140,544.00	5136
					27,311.11						5137
					9,660.00						5138
					3,289,705.00						5139
									337,057.00	337,057.00	5140
					11,608.24						5141
					291.50						5142
					1,855,292.00						5143
					20,365.65						5144
					757,705.14						5145
					35,989.44						5146
					83,965.00						5147
					157,542.52						5148

**STATEMENT OF FUNCTIONAL DISBURSEMENTS
BY DEPARTMENTS, APPROPRIATIONS, AND ACCOUNTS**

Line No.	Fund No.	Dept. and Div. No.	Acct. No.	NAME OF APPROPRIATION OR ACCOUNT	Total Expenditures	OPERATING				
						General Government	Protection to Persons and Property	Hospitals, Health and Sanitation	Development & Conservation of Natural Resources	Highways
		590-604	HEALTH AND REHABILITATIVE SERVICES, DEPARTMENT OF (Continued)							
		599	Division of Health Services: (Continued)							
		Control—								
		Grants and Donations Trust Fund—								
5149	2	599	1012	Transfers	\$ 20,826.61					
		District I—								
		Grants and Donations Trust Fund—								
5150	2	599	1101	Salaries	90,745.82			90,745.82		
5151	2	599	1104	Expenses	203,070.36			203,070.36		
5152	2	599	1199	Certifications Forward	41,523.40			41,523.40		
		District II—								
		Grants and Donations Trust Fund—								
5153	2	599	1201	Salaries	151,665.06			151,665.06		
5154	2	599	1203	Other Personal Services	24,230.66			24,230.66		
5155	2	599	1204	Expenses	76,763.29			76,763.29		
5156	2	599	1299	Certifications Forward	43,612.06			43,612.06		
		District III—								
		Grants and Donations Trust Fund—								
5157	2	599	1301	Salaries	907.39			907.39		
5158	2	599	1304	Expenses	1,235,625.64			1,235,625.64		
		District IV—								
		Grants and Donations Trust Fund—								
5159	2	599	1401	Salaries	225,050.75			225,050.75		
5160	2	599	1403	Other Personal Services	2,000.00			2,000.00		
5161	2	599	1404	Expenses	664,993.04			664,993.04		
5162	2	599	1499	Certifications Forward	7,988.53			7,988.53		
		District V—								
		Grants and Donations Trust Fund—								
5163	2	599	1504	Expenses	196,406.00			196,406.00		
5164	2	599	1599	Certifications Forward	522.41			522.41		
		District VI—								
		Grants and Donations Trust Fund—								
5165	2	599	1601	Salaries	295,580.42			295,580.42		
5166	2	599	1603	Other Personal Services	49,892.09			49,892.09		
5167	2	599	1604	Expenses	63,670.03			63,670.03		
5168	2	599	1699	Certifications Forward	8,157.76			8,157.76		
		District VII—								
		Grants and Donations Trust Fund—								
5169	2	599	1701	Salaries	672,376.22			672,376.22		
5170	2	599	1703	Other Personal Services	28,890.00			28,890.00		
5171	2	599	1704	Expenses	174,671.79			174,671.79		
5172	2	599	1706	Operating Capital Outlay	323.80			323.80		
5173	2	599	1799	Certifications Forward	24,573.17			24,573.17		
		District VIII—								
		Grants and Donations Trust Fund—								
5174	2	599	1801	Salaries	185,917.03			185,917.03		
5175	2	599	1803	Other Personal Services	19,380.00			19,380.00		
5176	2	599	1804	Expenses	199,621.76			199,621.76		
5177	2	599	1806	Operating Capital Outlay	10,783.71			10,783.71		
5178	2	599	1899	Certifications Forward	5,524.47			5,524.47		
		District IX—								
		Grants and Donations Trust Fund—								
5179	2	599	1901	Salaries	335,043.86			335,043.86		
5180	2	599	1903	Other Personal Services	87,916.77			87,916.77		
5181	2	599	1904	Expenses	200,673.65			200,673.65		
5182	2	599	1906	Operating Capital Outlay	1,156.63			1,156.63		
5183	2	599	1999	Certifications Forward	33,367.34			33,367.34		
		District X—								
		Grants and Donations Trust Fund—								
5184	2	599	2001	Salaries	356,999.16			356,999.16		
5185	2	599	2003	Other Personal Services	35,607.80			35,607.80		
5186	2	599	2004	Expenses	183,669.85			183,669.85		
5187	2	599	2006	Operating Capital Outlay	4,251.21			4,251.21		
5188	2	599	2099	Certifications Forward	29,798.69			29,798.69		
		District XI—								
		Grants and Donations Trust Fund—								
5189	2	599	2101	Salaries	1,799,612.81			1,799,612.81		
5190	2	599	2103	Other Personal Services	130,235.50			130,235.50		
5191	2	599	2104	Expenses	1,571,990.97			1,571,990.97		
5192	2	599	2106	Operating Capital Outlay	1,596.91			1,596.91		
5193	2	599	2199	Certifications Forward	267,614.89			267,614.89		
		District XII—								
		Grants and Donations Trust Fund—								
5194	2	599	2203	Other Personal Services	47,283.86			47,283.86		
5195	2	599	2204	Expenses	15,638,928.53			15,638,928.53		
5196	2	599	2299	Certifications Forward	270,049.87			270,049.87		
		Control—								
		Federal Grants and Aids Trust Fund—								
5197	2	599	2512	Transfers	8,668.00					
5198	2	599	2570	Special Categories—Drugs, Vaccines and other Biologicals	360,962.46			360,962.46		
5199	2	599	2599	Certifications Forward	111,896.18			111,896.18		

**STATEMENT OF FUNCTIONAL DISBURSEMENTS
BY DEPARTMENTS, APPROPRIATIONS, AND ACCOUNTS**

EXPENDITURES						NON-OPERATING EXPENDITURES					Line No.		
Public Welfare	Education	Parks, Monuments & Memorials	Correctional Institutions	Retirements, Pensions and Relief Acts	Total Operating Expenditures	Aid to Cities, Counties and Others	Investments	County and Other Debt Service	Transfers, Refunds and Other Non-Operating	Total Non-Operating Expenditures			
\$	\$	\$	\$	\$	\$	\$	\$	\$	\$	20,826.61	\$	20,826.61	5149
					90,745.82								5150
					203,070.36								5151
					41,523.40								5152
					151,665.06								5153
					24,230.66								5154
					76,783.29								5155
					43,612.06								5156
					907.39								5157
					1,235,625.64								5158
					225,050.75								5159
					2,000.00								5160
					664,993.04								5161
					7,988.53								5162
					196,406.00								5163
					522.41								5164
					295,580.42								5165
					49,892.09								5166
					63,670.03								5167
					8,157.76								5168
					672,376.22								5169
					28,890.00								5170
					174,671.79								5171
					323.80								5172
					24,573.17								5173
					185,917.03								5174
					19,380.00								5175
					199,621.76								5176
					10,783.71								5177
					5,524.47								5178
					335,043.86								5179
					87,916.77								5180
					200,673.65								5181
					1,156.63								5182
					33,367.34								5183
					356,999.16								5184
					35,607.80								5185
					183,669.85								5186
					4,251.21								5187
					29,798.69								5188
					1,799,612.81								5189
					130,235.50								5190
					1,571,990.97								5191
					1,596.91								5192
					267,614.89								5193
					47,283.86								5194
					15,638,926.53								5195
					270,049.87								5196
									8,668.00		8,668.00		5197
					360,962.46								5198
					111,896.18								5199

**STATEMENT OF FUNCTIONAL DISBURSEMENTS
BY DEPARTMENTS, APPROPRIATIONS, AND ACCOUNTS**

Line No.	Fund No.	Dept. and Div. No.	Acct. No.	NAME OF APPROPRIATION OR ACCOUNT	Total Expenditures	OPERATING				
						General Government	Protection to Persons and Property	Hospitals, Health and Sanitation	Development & Conservation of Natural Resources	Highways
		590-604		HEALTH AND REHABILITATIVE SERVICES, DEPARTMENT OF (Continued)						
		599		Division of Health Services: (Continued)						
				District I—						
				Federal Grants and Aids Trust Fund—						
5200	2	599	2604	Expenses	\$ 19,165.75			\$ 19,165.75		
5201	2	599	2612	Transfers	24,323.30					
				District II—						
				Federal Grants and Aids Trust Fund—						
5202	2	599	2703	Other Personal Services	580.70			580.70		
5203	2	599	2704	Expenses	99.51			99.51		
5204	2	599	2706	Operating Capital Outlay	572.31			572.31		
5205	2	599	2712	Transfers	16,925.45					
				District III—						
				Federal Grants and Aids Trust Fund—						
5206	2	599	2803	Other Personal Services	75.00			75.00		
5207	2	599	2804	Expenses	8,312.36			8,312.36		
5208	2	599	2812	Transfers	39,070.02					
				District IV—						
				Federal Grants and Aids Trust Fund—						
5209	2	599	2901	Salaries	448,559.40			448,559.40		
5210	2	599	2903	Other Personal Services	12,471.49			12,471.49		
5211	2	599	2904	Expenses	24,453.99			24,453.99		
5212	2	599	2912	Transfers	37,486.90					
				District V—						
				Federal Grants and Aids Trust Fund—						
5213	2	599	3004	Expenses	2,500.00			2,500.00		
5214	2	599	3012	Transfers	24,120.12					
				District VI—						
				Federal Grants and Aids Trust Fund—						
5215	2	599	3101	Salaries	82,645.28			82,645.28		
5216	2	599	3103	Other Personal Services	28,500.00			28,500.00		
5217	2	599	3104	Expenses	5,841.30			5,841.30		
5218	2	599	3112	Transfers	32,686.90					
				District VII—						
				Federal Grants and Aids Trust Fund—						
5219	2	599	3203	Other Personal Services	8,105.00			8,105.00		
5220	2	599	3204	Expenses	3,351.74			3,351.74		
5221	2	599	3212	Transfers	25,922.88					
				District VIII—						
				Federal Grants and Aids Trust Fund—						
5222	2	599	3304	Expenses	12,845.00			12,845.00		
5223	2	599	3312	Transfers	54,186.00					
				District IX—						
				Federal Grants and Aids Trust Fund—						
5224	2	599	3404	Expenses	1,625.00			1,625.00		
5225	2	599	3412	Transfers	19,309.10					
				District X—						
				Federal Grants and Aids Trust Fund—						
5226	2	599	3504	Expenses	107.10			107.10		
5227	2	599	3512	Transfers	23,879.39					
				District XI—						
				Federal Grants and Aids Trust Fund—						
5228	2	599	3604	Expenses	167,287.36			167,287.36		
5229	2	599	3612	Transfers	39,565.28					
				District XII—						
				Federal Grants and Aids Trust Fund—						
5230	2	599	3703	Other Personal Services	1,638.63			1,638.63		
5231	2	599	3704	Expenses	479,364.53			479,364.53		
5232	2	599	3706	Operating Capital Outlay	39.91			39.91		
5233	2	599	3712	Transfers	1,389,785.82					
				Control—						
				Hospital Maintenance Trust Fund—						
5234	2	599	5512	Transfers	13,584.00					
				A.G. Holley—						
				Hospital Maintenance Trust Fund—						
5235	2	599	5601	Salaries	939,704.27			939,704.27		
5236	2	599	5603	Other Personal Services	166.32			166.32		
5237	2	599	5604	Expenses	470.00			470.00		
5238	2	599	5607	Food Products	216,047.22			216,047.22		
5239	2	599	5611	Refunds	151.25					
5240	2	599	5699	Certifications Forward	53,380.56			53,380.56		
				Control—						
				County Health Units Trust Fund—						
5241	2	599	7011	Refunds	121,855.56					
5242	2	599	7012	Transfers	116,922.72					
5243	2	599	7092	Reissues	753.90					
				District I ¹ —						
				County Health Units Trust Fund—						
5244	2	599	7101	Salaries	3,284,355.40			3,284,355.40		
5245	2	599	7103	Other Personal Services	4,903.20			4,903.20		
5246	2	599	7104	Expenses	526,738.48			526,738.48		

**STATEMENT OF FUNCTIONAL DISBURSEMENTS
BY DEPARTMENTS, APPROPRIATIONS, AND ACCOUNTS**

EXPENDITURES						NON-OPERATING EXPENDITURES					Line No.
Public Welfare	Education	Parks, Monuments & Memorials	Correctional Institutions	Retirements, Pensions and Relief Acts	Total Operating Expenditures	Aid to Cities, Counties and Others	Investments	County and Other Debt Service	Transfers, Refunds and Other Non-Operating	Total Non-Operating Expenditures	
					19,165.75				24,323.30	24,323.30	5200
											5201
					580.70						5202
					99.51						5203
					572.31						5204
									16,925.45	16,925.45	5205
					75.00						5206
					8,312.36						5207
									39,070.02	39,070.02	5208
					448,559.40						5209
					12,471.49						5210
					24,453.99						5211
									37,486.90	37,486.90	5212
					2,500.00						5213
									24,120.12	24,120.12	5214
					82,645.28						5215
					28,500.00						5216
					5,641.30						5217
									32,686.90	32,686.90	5218
					8,105.00						5219
					3,351.74						5220
									25,922.88	25,922.88	5221
					12,845.00						5222
									54,186.00	54,186.00	5223
					1,625.00						5224
									19,309.10	19,309.10	5225
					107.10						5226
									23,879.39	23,879.39	5227
					167,287.36						5228
									39,565.28	39,565.28	5229
					1,638.63						5230
					479,364.53						5231
					39.91						5232
									1,389,785.82	1,389,785.82	5233
											5234
									13,584.00	13,584.00	5234
					939,704.27						5235
					166.32						5236
					470.00						5237
					216,047.22						5238
									151.25	151.25	5239
					53,380.56						5240
											5241
									121,855.56	121,855.56	5241
									116,922.72	116,922.72	5242
									753.90	753.90	5243
					3,284,355.40						5244
					4,903.20						5245
					526,738.48						5246

**STATEMENT OF FUNCTIONAL DISBURSEMENTS
BY DEPARTMENTS, APPROPRIATIONS, AND ACCOUNTS**

Line No.	Fund No.	Dept. and Div. No.	Acct. No.	NAME OF APPROPRIATION OR ACCOUNT	Total Expenditures	OPERATING				
						General Government	Protection to Persons and Property	Hospitals, Health and Sanitation	Development & Conservation of Natural Resources	Highways
			590-604	HEALTH AND REHABILITATIVE SERVICES, DEPARTMENT OF (Continued)						
			599	Division of Health Services: (Continued)						
				District I— (Continued)						
				County Health Units Trust Fund— (Continued)						
5247	2	599	7106	Operating Capital Outlay	\$ 70,644.00			\$ 70,644.00		
5248	2	599	7199	Certifications Forward	165,556.68			165,556.68		
				District II—						
				County Health Units Trust Fund—						
5249	2	599	7201	Salaries	3,109,848.63			3,109,848.63		
5250	2	599	7203	Other Personal Services	93,660.99			93,660.99		
5251	2	599	7204	Expenses	427,860.26			427,860.26		
5252	2	599	7206	Operating Capital Outlay	72,545.23			72,545.23		
5253	2	599	7299	Certifications Forward	90,259.99			90,259.99		
				District III—						
				County Health Units Trust Fund—						
5254	2	599	7301	Salaries	4,018,948.03			4,018,948.03		
5255	2	599	7303	Other Personal Services	81,845.39			81,845.39		
5256	2	599	7304	Expenses	550,628.30			550,628.30		
5257	2	599	7306	Operating Capital Outlay	77,360.88			77,360.88		
5258	2	599	7399	Certifications Forward	109,156.15			109,156.15		
				District IV—						
				County Health Units Trust Fund—						
5259	2	599	7401	Salaries	5,760,813.64			5,760,813.64		
5260	2	599	7403	Other Personal Services	166,297.77			166,297.77		
5261	2	599	7404	Expenses	1,032,601.80			1,032,601.80		
5262	2	599	7406	Operating Capital Outlay	98,516.58			98,516.58		
5263	2	599	7499	Certifications Forward	188,978.87			188,978.87		
				District V—						
				County Health Units Trust Fund—						
5264	2	599	7501	Salaries	4,290,691.79			4,290,691.79		
5265	2	599	7503	Other Personal Services	198,778.02			198,778.02		
5266	2	599	7504	Expenses	839,926.30			839,926.30		
5267	2	599	7506	Operating Capital Outlay	32,008.70			32,008.70		
5268	2	599	7599	Certifications Forward	166,393.76			166,393.76		
				District VI—						
				County Health Units Trust Fund—						
5269	2	599	7601	Salaries	4,396,697.65			4,396,697.65		
5270	2	599	7603	Other Personal Services	464,696.39			464,696.39		
5271	2	599	7604	Expenses	756,458.00			756,458.00		
5272	2	599	7606	Operating Capital Outlay	50,171.08			50,171.08		
5273	2	599	7699	Certifications Forward	187,723.53			187,723.53		
				District VII—						
				County Health Units Trust Fund—						
5274	2	599	7701	Salaries	5,152,240.54			5,152,240.54		
5275	2	599	7703	Other Personal Services	185,991.64			185,991.64		
5276	2	599	7704	Expenses	842,200.94			842,200.94		
5277	2	599	7706	Operating Capital Outlay	88,958.41			88,958.41		
5278	2	599	7799	Certifications Forward	149,999.54			149,999.54		
				District VIII—						
				County Health Units Trust Fund—						
5279	2	599	7801	Salaries	8,196,907.38			8,196,907.38		
5280	2	599	7803	Other Personal Services	704,480.55			704,480.55		
5281	2	599	7804	Expenses	1,322,775.01			1,322,775.01		
5282	2	599	7806	Operating Capital Outlay	177,402.88			177,402.88		
5283	2	599	7899	Certifications Forward	219,586.35			219,586.35		
				District IX—						
				County Health Units Trust Fund—						
5284	2	599	7901	Salaries	5,668,810.80			5,668,810.80		
5285	2	599	7903	Other Personal Services	699,227.13			699,227.13		
5286	2	599	7904	Expenses	2,744,668.25			2,744,668.25		
5287	2	599	7906	Operating Capital Outlay	130,200.03			130,200.03		
5288	2	599	7999	Certifications Forward	324,425.43			324,425.43		
				District X—						
				County Health Units Trust Fund—						
5289	2	599	8001	Salaries	4,236,121.19			4,236,121.19		
5290	2	599	8003	Other Personal Services	228,768.17			228,768.17		
5291	2	599	8004	Expenses	454,783.31			454,783.31		
5292	2	599	8006	Operating Capital Outlay	19,776.73			19,776.73		
5293	2	599	8099	Certifications Forward	133,508.53			133,508.53		
				District XI—						
				County Health Units Trust Fund—						
5294	2	599	8101	Salaries	6,773,655.37			6,773,655.37		
5295	2	599	8103	Other Personal Services	388,212.37			388,212.37		
5296	2	599	8104	Expenses	1,029,160.84			1,029,160.84		
5297	2	599	8106	Operating Capital Outlay	82,313.30			82,313.30		
5298	2	599	8199	Certifications Forward	242,969.86			242,969.86		
				Control —						
				Federal Aid Trust Fund Title XX—						
5299	2	599	8512	Transfers	6,420,659.42					

**STATEMENT OF FUNCTIONAL DISBURSEMENTS
BY DEPARTMENTS, APPROPRIATIONS, AND ACCOUNTS**

EXPENDITURES						NON-OPERATING EXPENDITURES					Line No.
Public Welfare	Education	Parks, Monuments & Memorials	Correctional Institutions	Retirements, Pensions and Relief Acts	Total Operating Expenditures	Aid to Cities, Counties and Others	Investments	County and Other Debt Service	Transfers, Refunds and Other Non-Operating	Total Non-Operating Expenditures	
					\$ 70,644.00						5247
					165,556.68						5248
					3,109,848.63						5249
					93,660.99						5250
					427,860.26						5251
					72,545.23						5252
					90,259.99						5253
					4,018,948.03						5254
					81,845.39						5255
					550,628.30						5256
					77,360.88						5257
					109,156.15						5258
					5,760,813.64						5259
					166,297.77						5260
					1,032,601.80						5261
					98,516.58						5262
					188,978.87						5263
					4,290,691.79						5264
					198,778.02						5265
					839,926.30						5266
					32,008.70						5267
					166,393.76						5268
					4,396,697.65						5269
					464,696.39						5270
					756,458.00						5271
					50,171.08						5272
					187,723.53						5273
					5,152,240.54						5274
					185,991.64						5275
					842,200.94						5276
					88,958.41						5277
					149,999.54						5278
					8,196,907.38						5279
					704,480.55						5280
					1,322,775.01						5281
					177,402.88						5282
					219,586.35						5283
					5,668,810.80						5284
					699,227.13						5285
					2,744,668.25						5286
					130,200.03						5287
					324,425.43						5288
					4,236,121.19						5289
					228,788.17						5290
					454,783.31						5291
					19,776.73						5292
					133,508.53						5293
					6,773,655.37						5294
					388,212.37						5295
					1,029,160.84						5296
					82,313.30						5297
					242,969.86						5298
									6,420,659.42	6,420,659.42	5299

**STATEMENT OF FUNCTIONAL DISBURSEMENTS
BY DEPARTMENTS, APPROPRIATIONS, AND ACCOUNTS**

Line No.	Fund No.	Dept. and Div. No.	Acct. No.	NAME OF APPROPRIATION OR ACCOUNT	Total Expenditures	OPERATING				
						General Government	Protection to Persons and Property	Hospitals, Health and Sanitation	Development & Conservation of Natural Resources	Highways
		590-604	HEALTH AND REHABILITATIVE SERVICES, DEPARTMENT OF (Continued)							
		599	Division of Health Services: (Continued)							
			District I—							
			Federal Aid Trust Fund Title XX—							
5300	2	599	8604	Salaries	\$ 53,157.23			\$ 53,157.23		
5301	2	599	8612	Transfers	421.21					
			District II—							
			Federal Aid Trust Fund Title XX—							
5302	2	599	8704	Expenses	6,918.33			6,918.33		
5303	2	599	8712	Transfers	422.38					
			District III—							
			Federal Aid Trust Fund Title XX—							
5304	2	599	8804	Expenses	86,933.94			86,933.94		
5305	2	599	8899	Certifications Forward	26,033.06			26,033.06		
			District IV—							
			Federal Aid Trust Fund Title XX—							
5306	2	599	8904	Expenses	112,124.32			112,124.32		
5307	2	599	8912	Transfers	266.12					
5308	2	599	8999	Certifications Forward	8,709.21			8,709.21		
			District V—							
			Federal Aid Trust Fund Title XX—							
5309	2	599	9004	Expenses	34,204.68			34,204.68		
5310	2	599	9099	Certifications Forward	1,723.17			1,723.17		
			District VI—							
			Federal Aid Trust Fund Title XX—							
5311	2	599	9112	Transfers	5,392.40					
			District VII—							
			Federal Aid Trust Fund Title XX—							
5312	2	599	9204	Expenses	21,083.44			21,083.44		
5313	2	599	9212	Transfers	439.38					
5314	2	599	9299	Certifications Forward	4,620.16			4,620.16		
			District VIII—							
			Federal Aid Trust Fund Title XX—							
5315	2	599	9304	Expenses	40,051.31			40,051.31		
5316	2	599	9399	Certifications Forward	5,159.32			5,159.32		
			District IX—							
			Federal Aid Trust Fund Title XX—							
5317	2	599	9404	Expenses	44,139.28			44,139.28		
5318	2	599	9412	Transfers	965.24					
5319	2	599	9499	Certifications Forward	3,209.28			3,209.28		
			District X—							
			Federal Aid Trust Fund Title XX—							
5320	2	599	9504	Expenses	13,962.60			13,962.60		
5321	2	599	9599	Certifications Forward	3,611.28			3,611.28		
			District XI—							
			Federal Aid Trust Fund Title XX—							
5322	2	599	9604	Expenses	104,237.51			104,237.51		
5323	2	599	9612	Transfers	35,058.89					
5324	Total Division of Health Services				\$ 143,721,505.11	\$	\$	\$ 130,951,152.79	\$	\$
		600	Office of Secretary:							
5325	1	600	0101	Salaries	\$ 1,285,584.27	\$ 1,285,584.27				
5326	1	600	0103	Other Personal Services	100,107.12	100,107.12				
5327	1	600	0104	Expense	316,639.31	316,639.31				
5328	1	600	0106	Operating Capital Outlay	15,673.90	15,673.90				
5329	1	600	0199	Certifications Forward	87,113.57	87,113.57				
			Administrative Trust Fund—							
5330	2	600	0101	Salaries	151,165.11	151,165.11				
5331	2	600	0103	Other Personal Services	805,414.87	805,414.87				
5332	2	600	0104	Expenses	35,448.86	35,448.86				
5333	2	600	0112	Transfers	81,718.34					
5334	2	600	0199	Certifications Forward	8,394.18	8,394.18				
5335	Total Office of Secretary				\$ 2,887,259.53	\$ 2,805,541.19	\$	\$	\$	\$
		601	Office of the Assistant Secretary for Administrative Services:							
5336	1	601	0101	Salaries	\$ 8,291,484.83	\$ 8,291,484.83				
5337	1	601	0103	Other Personal Services	65,643.18	65,643.18				
5338	1	601	0104	Expenses	2,033,300.70	2,033,300.70				
5339	1	601	0106	Operating Capital Outlay	129,663.42	129,663.42				
5340	1	601	0110	Special Categories—State Institutional Claims	5,075.95	5,075.95				
5341	1	601	0191	Data Processing Services	1,604,595.00	1,604,595.00				
5342	1	601	0199	Certifications Forward	703,777.18	703,777.18				
			Administrative Trust Fund—							
5343	2	601	0101	Salaries	1,485,260.68	1,485,260.68				
5344	2	601	0103	Other Personal Services	21,214.94	21,214.94				
5345	2	601	0104	Expenses	1,084,338.54	1,084,338.54				
5346	2	601	0106	Operating Capital Outlay	13,781.07	13,781.07				
5347	2	601	0111	Refunds	667,021.81					
5348	2	601	0112	Transfers	1,450,261.70					
5349	2	601	0115	Individual and Family Grants—Disaster Preparedness	469,464.17	469,464.17				

**STATEMENT OF FUNCTIONAL DISBURSEMENTS
BY DEPARTMENTS, APPROPRIATIONS, AND ACCOUNTS**

EXPENDITURES						NON-OPERATING EXPENDITURES					Line No.
Public Welfare	Education	Parks, Monuments & Memorials	Correctional Institutions	Retirements, Pensions and Relief Acts	Total Operating Expenditures	Aid to Cities, Counties and Others	Investments	County and Other Debt Service	Transfers, Refunds and Other Non-Operating	Total Non-Operating Expenditures	
					53,157.23				421.21	421.21	5300
											5301
					6,918.33				422.38	422.38	5302
											5303
					86,933.94						5304
					26,033.06						5305
											5306
					112,124.32				268.12	268.12	5307
					8,709.21						5308
											5309
					34,204.68						5310
					1,723.17						5311
									5,392.40	5,392.40	5311
											5312
					21,083.44						5312
									439.38	439.38	5313
					4,620.16						5314
											5315
					40,051.31						5315
					5,159.32						5316
											5317
					44,139.28						5317
									965.24	965.24	5318
					3,209.28						5319
											5320
					13,962.60						5320
					3,611.28						5321
											5322
					104,237.51						5322
									35,058.89	35,058.89	5323
											5324
					130,951,152.79				12,770,352.32	12,770,352.32	5324
											5325
					1,285,584.27						5325
					100,107.12						5326
					316,639.31						5327
					15,673.90						5328
					87,113.57						5329
											5330
					151,165.11						5330
					805,414.87						5331
					35,448.86						5332
											5333
					8,394.18				81,718.34	81,718.34	5333
											5334
											5335
					2,805,541.19				81,718.34	81,718.34	5335
											5336
					8,291,484.83						5336
					65,643.18						5337
					2,033,300.70						5338
					129,663.42						5339
					5,075.95						5340
					1,604,595.00						5341
					703,777.18						5342
											5343
					1,485,260.68						5343
					21,214.94						5344
					1,084,338.54						5345
					13,781.07						5346
											5347
									667,021.81	667,021.81	5347
									1,450,261.70	1,450,261.70	5348
					469,464.17						5349

**STATEMENT OF FUNCTIONAL DISBURSEMENTS
BY DEPARTMENTS, APPROPRIATIONS, AND ACCOUNTS**

Line No.	Fund No.	Dept. and Div. No.	Acct. No.	NAME OF APPROPRIATION OR ACCOUNT	Total Expenditures	OPERATING					
						General Government	Protection to Persons and Property	Hospitals, Health and Sanitation	Development & Conservation of Natural Resources	Highways	
		590-604	HEALTH AND REHABILITATIVE SERVICES.								
			DEPARTMENT OF (Continued)								
			601	Office of Assistant Secretary for Administrative Services: (Continued)							
			Administrative Trust Fund— (Continued)								
5350	2	601	0191	Data Processing Services	\$ 811,511.00	\$ 811,511.00					
5351	2	601	0199	Certifications Forward	717,592.84	717,592.84					
			Working Capital Trust Fund—								
5352	2	601	0201	Salaries	2,897,747.58	2,897,747.58					
5353	2	601	0203	Other Personal Services	15,233.59	15,233.59					
5354	2	601	0204	Expenses	959,489.01	959,489.01					
5355	2	601	0206	Operating Capital Outlay	302,206.16	302,206.16					
5356	2	601	0230	Special Categories—Computer Related Expense	2,683,326.62	2,683,326.62					
5357	2	601	0299	Certifications Forward	207,835.44	207,835.44					
			Social Security Act Reimbursement Trust Fund—								
5358	2	601	0312	Transfers	118,443,262.00						
			Investment Trust Fund—								
5359	2	601	0411	Refunds	3,073,709.51						
5360	2	601	0450	Investments	930,079.71						
			Control—								
5361	2	601	0612	Transfers	35,648.00						
5362	2	601	0616	Occupational Information Coordination	263,515.44	263,515.44					
			Federal Aid Trust Fund Title XX—Non-Capped—								
5363	2	601	0903	Other Personal Services	261,090.68	261,090.68					
5364	2	601	0912	Transfers	205,571.21						
5365	2	601	0940	Special Categories—University Education and Training	442,564.56	442,564.56					
5366	2	601	0999	Certifications Forward	610,716.07	610,716.07					
			Total Office of the Assistant Secretary for Administrative Services			\$ 150,885,982.59	\$ 26,080,428.65				
5367											
			602	Office of Assistant Secretary for Programs:							
5368	1	602	0101	Salaries	\$ 8,394,864.28	\$ 8,394,864.28					
5369	1	602	0103	Other Personal Services	338,867.35	338,867.35					
5370	1	602	0104	Expenses	2,318,504.24	2,318,504.24					
5371	1	602	0106	Operating Capital Outlay	35,661.78	35,661.78					
5372	1	602	0120	Special Categories—Medicaid Peer Review	229.65	229.65					
5373	1	602	0125	Aid to Local Government—Veterans Referral Program	37,500.00						
5374	1	602	0130	Special Categories—Hospital Reimbursement	25,042.50	25,042.50					
5375	1	602	0139	Chronic Disease Control Project	63,218.98	63,218.98					
5376	1	602	0140	Special Categories—Youth Services Diversion Project	7,068.95	7,068.95					
5377	1	602	0160	Special Categories—Controlled Substance Therapeutic Research Program	4,394.88	4,394.88					
5378	1	602	0169	Health Manpower Clearinghouse	28,449.58	28,449.58					
5379	1	602	0191	Data Processing Services	1,480,921.00	1,480,921.00					
5380	1	602	0199	Certifications Forward	329,810.01	329,810.01					
			Administrative Trust Fund—								
5381	2	602	0101	Salaries	1,913,266.86	1,913,266.86					
5382	2	602	0103	Other Personal Services	191,741.91	191,741.91					
5383	2	602	0104	Expenses	353,162.59	353,162.59					
5384	2	602	0106	Operating Capital Outlay	22,756.89	22,756.89					
5385	2	602	0112	Transfers	18,469.00						
5386	2	602	0120	Special Categories—Medicaid Peer Review	688.95	688.95					
5387	2	602	0191	Data Processing Services	596,226.00	596,226.00					
5388	2	602	0199	Certifications Forward	37,808.25	37,808.25					
			Federal Grants Trust Fund—								
5389	2	602	0201	Salaries	576,065.36	576,065.36					
5390	2	602	0203	Other Personal Services	33,529.82	33,529.82					
5391	2	602	0204	Expenses	218,051.65	218,051.65					
5392	2	602	0206	Operating Capital Outlay	1,721.45	1,721.45					
5393	2	602	0210	Special Categories—Adult Services—Training and Education	186,874.47						
5394	2	602	0299	Certifications Forward	106,545.96	106,545.96					
			Grants and Donations Trust Fund—								
5395	2	602	0301	Salaries	729,818.43	729,818.43					
5396	2	602	0303	Other Personal Services	481,056.72	481,056.72					
5397	2	602	0304	Expenses	280,637.49	280,637.49					
5398	2	602	0306	Operating Capital Outlay	49,172.08	49,172.08					
5399	2	602	0311	Refunds	4,432.30						
5400	2	602	0320	Special Categories—Community Support Project	245,899.33	245,899.33					
5401	2	602	0340	Special Categories—Youth Services—Diversion Project	39,790.91	39,790.91					
5402	2	602	0399	Certifications Forward	123,312.70	123,312.70					
			Federal Aids Trust Fund—								
5403	2	602	0499	Certifications Forward	4,482.39	4,482.39					
			Federal Rehabilitation Trust Fund—								
5404	2	602	0501	Salaries	869,335.30	869,335.30					
5405	2	602	0503	Other Personal Services	6,777.58	6,777.58					
5406	2	602	0504	Expenses	294,705.55	294,705.55					
5407	2	602	0506	Operating Capital Outlay	1,231.36	1,231.36					
5408	2	602	0512	Transfers	102,523.00						
5409	2	602	0599	Certifications Forward	12,592.55	12,592.55					
			Planning and Evaluation Trust Fund—								
5410	2	602	0601	Salaries	720,316.69	720,316.69					
5411	2	602	0603	Other Personal Services	73,797.59	73,797.59					

**STATEMENT OF FUNCTIONAL DISBURSEMENTS
BY DEPARTMENTS, APPROPRIATIONS, AND ACCOUNTS**

EXPENDITURES						NON-OPERATING EXPENDITURES					Line No.
Public Welfare	Education	Parks, Monuments & Memorials	Correctional Institutions	Retirements, Pensions and Relief Acts	Total Operating Expenditures	Aid to Cities, Counties and Others	Investments	County and Other Debt Service	Transfers, Refunds and Other Non-Operating	Total Non-Operating Expenditures	
					\$ 811,511.00						5350
					717,592.84						5351
					2,897,747.58						5352
					15,233.59						5353
					959,489.01						5354
					302,206.16						5355
					2,683,326.62						5356
					207,835.44						5357
									118,443,262.00	118,443,262.00	5358
									3,073,709.51	3,073,709.51	5359
							930,079.71			930,079.71	5360
									35,648.00	35,648.00	5361
					263,515.44						5362
					261,090.68						5363
					442,564.56				205,571.21	205,571.21	5364
					610,716.07						5365
											5366
					\$ 26,080,428.65		\$ 930,079.71		\$ 123,875,474.23	\$ 124,805,553.94	5367
					\$ 8,394,864.28						5368
					338,867.35						5369
					2,318,504.24						5370
					35,661.78						5371
					229.65						5372
									37,500.00	37,500.00	5373
					25,042.50						5374
					63,218.98						5375
					7,068.95						5376
					4,394.88						5377
					28,449.58						5378
					1,480,921.00						5379
					329,810.01						5380
					1,913,266.86						5381
					191,741.91						5382
					353,162.59						5383
					22,756.89						5384
									18,469.00	18,469.00	5385
					688.95						5386
					596,226.00						5387
					37,808.25						5388
					576,065.36						5389
					33,529.82						5390
					218,051.65						5391
					1,721.45						5392
	186,874.47				186,874.47						5393
					106,545.96						5394
					729,818.43						5395
					481,056.72						5396
					280,637.49						5397
					49,172.08						5398
									4,432.30	4,432.30	5399
					245,899.33						5400
					39,790.91						5401
					123,312.70						5402
					4,482.39						5403
					869,335.30						5404
					6,777.58						5405
					294,705.55						5406
					1,231.36						5407
									102,523.00	102,523.00	5408
					12,592.55						5409
					720,316.69						5410
					73,797.59						5411

STATEMENT OF FUNCTIONAL DISBURSEMENTS BY DEPARTMENTS, APPROPRIATIONS, AND ACCOUNTS

Line No.	Fund No.	Dept and Div. No.	Acct. No.	NAME OF APPROPRIATION OR ACCOUNT	Total Expenditures	OPERATING				
						General Government	Protection to Persons and Property	Hospitals-Health and Sanitation	Development & Conservation of Natural Resources	Highways
		590-604		HEALTH AND REHABILITATIVE SERVICES, DEPARTMENT OF (Continued)						
		602		Office of Assistant Secretary for Programs: (Continued)						
				Planning and Evaluation Trust Fund— (Continued)						
5412	2	602	0604	Expenses	\$ 115,333.77	\$ 115,333.77	\$.	\$.	\$.	\$.
5413	2	602	0606	Operating Capital Outlay	3,049.45	3,049.45				
5414	2	602	0699	Certifications Forward	34,984.03	34,984.03				
				U.S. Grants Trust Fund—						
5415	2	602	0731	Aid to Local Government—Hill—Burton	400,786.30					
				Federal Aid Trust Fund Title XX—Non-Capped—						
5416	2	602	0901	Salaries	71,488.30	71,488.30				
5417	2	602	0903	Other Personal Services	59,518.04	59,518.04				
5418	2	602	0904	Expenses	21,376.66	21,376.66				
5419	2	602	0906	Operating Capital Outlay	3,543.00	3,543.00				
5420	2	602	0912	Transfers	407,272.55					
5421	2	602	0992	Reissue of 12 Month Old Warrants	15.86					
5422	2	602	0999	Certifications Forward	30,267.73	30,267.73				
5423				Total Office of Assistant Secretary for Programs	\$ 22,508,958.02	\$ 21,351,084.54	\$.	\$.	\$.	\$.
		603		Office of the Assistant Secretary for Operations:						
5424	1	603	0101	Salaries	\$ 7,995,150.38	\$ 7,995,150.38	\$.	\$.	\$.	\$.
5425	1	603	0103	Other Personal Services	148,544.58	148,544.58				
5426	1	603	0104	Expenses	2,375,852.80	2,375,852.80				
5427	1	603	0106	Operating Capital Outlay	334,204.82	334,204.82				
5428	1	603	0120	Special Categories—Purchased Residential Services for Children	1,414,326.19	1,414,326.19				
5429	1	603	0130	Aid to Local Government—Mosquito Control Program	2,940,000.00					
5430	1	603	0140	Aid to Local Government—Spinal Cord Injury Program	150,000.00					
				Special Categories—Purchase of Services—						
5431				Child Support Enforcement	273,797.64	273,797.64				
5432	1	603	0191	Data Processing Service	1,684,799.00	1,684,799.00				
5433	1	603	0196	Certifications Forward—Aid to Local Governments	24,750.00					
5434	1	603	0199	Certifications Forward	468,440.91	468,440.91				
				Administrative Trust Fund—						
5435	2	603	0101	Salaries	5,353,903.91	5,353,903.91				
5436	2	603	0103	Other Personal Services	314,374.76	314,374.76				
5437	2	603	0104	Expenses	2,019,923.43	2,019,923.43				
5438	2	603	0106	Operating Capital Outlay	267,735.51	267,735.51				
5439	2	603	0108	FCO—Regional Laboratory Miami	5,392.00	5,392.00				
5440	2	603	0111	Refunds	73,241.41					
5441	2	603	0112	Transfers	63,513.12					
5442	2	603	0150	Purchase of Services—Child Support Enforcement	1,501,815.17	1,501,815.17				
5443	2	603	0191	Data Processing Service	391,757.00	391,757.00				
5444	2	603	0192	Reissue of 12 Month Old Warrants	329.75					
5445	2	603	0199	Certifications Forward	770,263.50	770,263.50				
				Control—						
5446	2	603	0212	Transfers	258,960.04					
5447	2	603	0299	Certifications Forward	1,777.61	1,777.61				
				Hearing Aids and Devices Trust Fund—						
5448	2	603	0301	Salaries	38,302.61	38,302.61				
5449	2	603	0303	Other Personal Services	2,020.64	2,020.64				
5450	2	603	0304	Expenses	9,962.34	9,962.34				
5451	2	603	0399	Certifications Forward	673.15	673.15				
				United States Trust Fund—						
5452	2	603	0401	Salaries	5,548,222.19	5,548,222.19				
5453	2	603	0403	Other Personal Services	476.52	476.52				
5454	2	603	0404	Expenses	4,829,382.83	4,829,382.83				
5455	2	603	0406	Operating Capital Outlay	19,708.05	19,708.05				
5456	2	603	0411	Refunds	137,862.47					
5457	2	603	0412	Transfers	76,837.42					
5458	2	603	0492	Reissues	84.25					
5459	2	603	0499	Certifications Forward	362,363.71	362,363.71				
				Patient Protection Trust Fund—						
5460	2	603	0511	Refunds	410.00					
5461	2	603	0512	Transfers	161,927.62					
5462	2	603	0599	Certifications Forward	11,617.47	11,617.47				
				Radiation Protection Trust Fund—						
5463	2	603	0601	Salaries	138,161.14	138,161.14				
5464	2	603	0604	Expenses	6,808.39	6,808.39				
5465	2	603	0606	Operating Capital Outlay	6,111.00	6,111.00				
5466	2	603	0611	Refunds	2,395.50					
5467	2	603	0699	Certifications Forward	496.88	496.88				
				Pest Control Trust Fund—						
5468	2	603	1001	Salaries	126,213.73	126,213.73				
5469	2	603	1003	Other Personal Services	2,370.03	2,370.03				
5470	2	603	1004	Expenses	28,093.54	28,093.54				
5471	2	603	1011	Refunds	1,905.00					
5472	2	603	1012	Transfers	27.00					
5473	2	603	1092	Reissue of 12 Month Old Warrants	2.48					
5474	2	603	1099	Certifications Forward	1,902.16	1,902.16				
				Drugs, Devices and Cosmetics Trust Fund—						
5475	2	603	1504	Salaries	970.26	970.26				

**STATEMENT OF FUNCTIONAL DISBURSEMENTS
BY DEPARTMENTS, APPROPRIATIONS, AND ACCOUNTS**

EXPENDITURES						NON-OPERATING EXPENDITURES					Line No.
Public Welfare	Education	Parks, Monuments & Memorials	Correctional Institutions	Retirements, Pensions and Relief Acts	Total Operating Expenditures	Aid to Cities, Counties and Others	Investments	County and Other Debt Service	Transfers, Refunds and Other Non-Operating	Total Non-Operating Expenditures	
\$	\$	\$	\$	\$	\$ 115,333.77	\$	\$	\$	\$	\$	5412
					3,049.45						5413
					34,984.03						5414
									400,786.30	400,786.30	5415
					71,488.30						5416
					59,516.04						5417
					21,376.66						5418
					3,543.00						5419
									407,272.55	407,272.55	5420
									15.86	15.86	5421
					30,267.73						5422
\$	\$ 186,874.47	\$	\$	\$	\$ 21,537,959.01	\$	\$	\$	\$ 970,999.01	\$ 970,999.01	5423
\$	\$	\$	\$	\$	\$ 7,995,150.38	\$	\$	\$	\$	\$	5424
					148,544.58						5425
					2,375,852.80						5426
					334,204.82						5427
					1,414,326.19						5428
						2,940,000.00				2,940,000.00	5429
									150,000.00	150,000.00	5430
					273,797.64						5431
					1,684,799.00						5432
									24,750.00	24,750.00	5433
					468,440.91						5434
					5,353,903.91						5435
					314,374.76						5436
					2,019,923.43						5437
					267,735.51						5438
					5,392.00						5439
									73,241.41	73,241.41	5440
									63,513.12	63,513.12	5441
					1,501,815.17						5442
					391,757.00						5443
									329.75	329.75	5444
					770,263.50						5445
									258,960.04	258,960.04	5446
					1,777.61						5447
					38,302.61						5448
					2,020.64						5449
					9,962.34						5450
					673.15						5451
					5,548,222.19						5452
					476.52						5453
					4,829,382.83						5454
					19,708.05						5455
									137,862.47	137,862.47	5456
									76,837.42	76,837.42	5457
									84.25	84.25	5458
					362,363.71						5459
									410.00	410.00	5460
									161,927.62	161,927.62	5461
					11,617.47						5462
					138,161.14						5463
					6,808.39						5464
					6,111.00						5465
									2,395.50	2,395.50	5466
					496.88						5467
					126,213.73						5468
					2,370.03						5469
					28,093.54						5470
									1,905.00	1,905.00	5471
									27.00	27.00	5472
									2.48	2.48	5473
					1,902.16						5474
					970.26						5475

**STATEMENT OF FUNCTIONAL DISBURSEMENTS
BY DEPARTMENTS, APPROPRIATIONS, AND ACCOUNTS**

Line No.	Fund No.	Dept. and Div. No.	Acct. No.	NAME OF APPROPRIATION OR ACCOUNT	Total Expenditures	OPERATING				
						General Government	Protection to Persons and Property	Hospitals, Health and Sanitation	Development & Conservation of Natural Resources	Highways
			590-604	HEALTH AND REHABILITATIVE SERVICES, DEPARTMENT OF (Continued)						
			603	Office of the Assistant Secretary for Operations: (Continued)						
				Drugs, Devices and Cosmetics Trust Fund— (Continued)						
5476	2	603	1506	Operating Capital Outlay	\$ 6,192.06	\$ 6,192.06	\$	\$	\$	\$
5477	2	603	1511	Refunds	620.67					
5478				Total Office of the Assistant Secretary for Operations	\$ 40,354,974.64	\$ 36,482,107.91	\$	\$	\$	\$
			604	Crimes Compensation Commission:						
				Crimes Compensation Trust Fund—						
5479	2	604	0101	Salaries	\$ 311,231.42		\$ 311,231.42	\$	\$	\$
5480	2	604	0103	Other Personal Services	33,016.40		33,016.40			
5481	2	604	0104	Expenses	99,264.51		99,264.51			
5482	2	604	0105	Financial Assistant Payments—Claimant's Attorney Fees	22,939.68		22,939.68			
5483	2	604	0106	Operating Capital Outlay	2,407.12		2,407.12			
5484	2	604	0110	Special Categories—Awards to Claimants	1,497,028.34		1,497,028.34			
5485	2	604	0192	Reissues of 12 Month Old Warrants	706.04					
5486	2	604	0199	Certifications Forward	14,574.27		14,574.27			
5487				Total Crimes Compensation Commission	\$ 1,981,167.78	\$	\$ 1,980,461.74	\$	\$	\$
5488				TOTAL DEPARTMENT OF HEALTH AND REHABILITATIVE SERVICES	\$ 1,606,753,796.56	\$142,946,539.70	\$ 1,980,461.74	\$388,781,515.18	\$	\$
			610	PUBLIC SERVICE COMMISSION:						
				Auto Transportation Road Tax Clearing Trust Fund—						
5489	2	610	0111	Refunds	\$ 5,614.10			\$	\$	\$
5490	2	610	0112	Transfers	1,743,039.10					
5491	2	610	0113	Transfers to General Revenue	111,726.16					
5492	2	610	0118	Distributions to Regulatory Trust Fund	938,499.74					
				Regulatory Trust Fund—						
5493	2	610	0301	Salaries	7,806,350.73		7,806,350.73			
5494	2	610	0303	Other Personal Services	216,874.38		216,874.38			
5495	2	610	0304	Expenses	1,736,023.31		1,736,023.31			
5496	2	610	0306	Operating Capital Outlay	221,732.40		221,732.40			
5497	2	610	0310	Special Categories—Consultant Fees	125,841.05		125,841.05			
5498	2	610	0311	Refunds	39,140.39					
5499	2	610	0312	Transfers	8,532.49					
5500	2	610	0350	Purchase of Investments	6,500,000.00					
5501	2	610	0391	Data Processing Services	129,129.21		129,129.21			
5502	2	610	0392	Reissues	30.00					
5503	2	610	0393	Salary Incentive Payment	36,767.02		36,767.02			
5504	2	610	0399	Certifications Forward	289,986.78		289,986.78			
5505				TOTAL PUBLIC SERVICE COMMISSION	\$ 19,909,286.86	\$	\$ 10,562,704.88	\$	\$	\$
			620	MILITARY AFFAIRS, DEPARTMENT OF						
5506	1	620	0101	Salaries	\$ 1,142,226.97		\$ 1,142,226.97	\$	\$	\$
5507	1	620	0103	Other Personal Services	62,585.79		62,585.79			
5508	1	620	0104	Expenses	916,915.20		916,915.20			
5509	1	620	0106	Operating Capital Outlay	37,369.02		37,369.02			
5510	1	620	0110	Special Categories—Cuban Refugee Assistance	742,390.58		742,390.58			
5511	1	620	0120	Special Categories—Haitian Refugee Assistance	40.02		40.02			
5512	1	620	0140	Special Categories—Dade County Riot Assistance	971,102.85		971,102.85			
5513	1	620	0191	Data Processing Services	47,382.34		47,382.34			
5514	1	620	0199	Certifications Forward	467,666.10		467,666.10			
				Camp Blandling Management Trust Fund—						
5515	2	620	0101	Salaries	476,878.64		476,878.64			
5516	2	620	0103	Other Personal Services	11,992.45		11,992.45			
5517	2	620	0104	Expenses	209,787.74		209,787.74			
5518	2	620	0106	Operating Capital Outlay	24,126.58		24,126.58			
5519	2	620	0108	Fixed Capital Outlay	26,600.87		26,600.87			
5520	2	620	0199	Certifications Forward	9,367.94		9,367.94			
				Armory Board Trust Fund—						
5521	2	620	0201	Salaries	1,703.27		1,703.27			
5522	2	620	0204	Expenses	602.31		602.31			
5523				TOTAL DEPARTMENT OF MILITARY AFFAIRS	\$ 5,148,738.67	\$	\$ 5,148,738.67	\$	\$	\$
			640	COMMISSION ON ETHICS						
5524	1	640	0101	Salaries	\$ 156,601.03	\$ 156,601.03	\$	\$	\$	\$
5525	1	640	0103	Other Personal Services	7,242.16	7,242.16				
5526	1	640	0104	Expenses	53,057.98	53,057.98				
5527	1	640	0106	Operating Capital Outlay	1,839.05	1,839.05				
5528	1	640	0199	Certifications Forward	8,997.93	8,997.93				
5529				TOTAL COMMISSION ON ETHICS	\$ 227,738.15	\$ 227,738.15	\$	\$	\$	\$
			700-705	CORRECTIONS, DEPARTMENT OF						
			700	Office of the Secretary and Office of Management and Budget:						
5530	1	700	0028	FCO—Additional Facilities for 825 Inmates at Existing Institutions	\$ 91,640.80	\$	\$	\$	\$	\$

**STATEMENT OF FUNCTIONAL DISBURSEMENTS
BY DEPARTMENTS, APPROPRIATIONS, AND ACCOUNTS**

EXPENDITURES						NON-OPERATING EXPENDITURES					Line No.
Public Welfare	Education	Parks, Monuments & Memorials	Correctional Institutions	Retirements, Pensions and Relief Acts	Total Operating Expenditures	Aid to Cities, Counties and Others	Investments	County and Other Debt Service	Transfers, Refunds and Other Non-Operating	Total Non-Operating Expenditures	
\$	\$	\$	\$	\$	6,192.06	\$	\$	\$			5476
									620.67	620.67	5477
\$	\$	\$	\$	\$	36,462,107.91	2,940,000.00	\$	\$	952,866.73	3,892,866.73	5478
\$	\$	\$	\$	\$	311,231.42		\$	\$			5479
					33,016.40						5480
					99,264.51						5481
					22,939.68						5482
					2,407.12						5483
					1,497,028.34						5484
									706.04	706.04	5485
					14,574.27						5486
\$	\$	\$	\$	\$	1,980,461.74		\$	\$	706.04	706.04	5487
\$729,306,270.63	\$32,949,660.92	\$	\$48,419,501.86	\$	\$1,344,383,950.03	2,940,000.00	\$930,079.71	\$	\$258,499,766.82	\$262,369,846.53	5488
\$	\$	\$	\$	\$			\$	\$	5,614.10	5,614.10	5489
									1,743,039.10	1,743,039.10	5490
									111,726.16	111,726.16	5491
									938,499.74	938,499.74	5492
					7,806,350.73						5493
					216,874.38						5494
					1,736,023.31						5495
					221,732.40						5496
					125,841.05						5497
									39,140.39	39,140.39	5498
									8,532.49	8,532.49	5499
							6,500,000.00			6,500,000.00	5500
					129,129.21						5501
									30.00	30.00	5502
					36,767.02						5503
					289,986.78						5504
\$	\$	\$	\$	\$	10,562,704.88		6,500,000.00	\$	2,846,581.98	9,346,581.98	5505
\$	\$	\$	\$	\$	1,142,226.97		\$	\$			5506
					62,585.79						5507
					916,915.20						5508
					37,369.02						5509
					742,390.58						5510
					40.02						5511
					971,102.85						5512
					47,382.34						5513
					467,666.10						5514
					476,878.64						5515
					11,992.45						5516
					209,787.74						5517
					24,126.58						5518
					26,600.87						5519
					9,367.94						5520
					1,703.27						5521
					602.31						5522
\$	\$	\$	\$	\$	5,148,738.67		\$	\$			5523
\$	\$	\$	\$	\$	156,601.03		\$	\$			5524
					7,242.16						5525
					53,057.98						5526
					1,839.05						5527
					8,997.93						5528
\$	\$	\$	\$	\$	227,738.15		\$	\$			5529
\$	\$	\$	\$	\$	91,640.80		\$	\$			5530

STATEMENT OF FUNCTIONAL DISBURSEMENTS BY DEPARTMENTS, APPROPRIATIONS, AND ACCOUNTS

Line No.	Fund No.	Dept. and Div. No.	Acct. No.	NAME OF APPROPRIATION OR ACCOUNT	Total Expenditures	OPERATING				
						General Government	Protection to Persons and Property	Hospitals, Health and Sanitation	Development & Conservation of Natural Resources	Highways
700-705 CORRECTIONS, DEPARTMENT OF (Continued)										
700 Office of the Secretary and Office of Management and Budget: (Continued)										
5531	1	700	0058	FCO—Furniture Refinishing Plant—Dade	\$ 356,745.77					
5532	1	700	0068	FCO—Garment Factory—F.C.I.	64,127.60					
General Office—										
5533	1	700	0101	Salaries	1,875,859.95					
5534	1	700	0103	Other Personal Services	35,172.23					
5535	1	700	0104	Expenses	587,811.81					
5536	1	700	0106	Operating Capital Outlay	5,036.55					
5537	1	700	0110	Return of Parole Violators	104,845.36					
5538	1	700	0115	Discharge and Travel Pay	629,452.53					
5539	1	700	0118	FCO—Additional Facilities for 375 Inmates—Lawley	97,763.09					
5540	1	700	0128	FCO—Expansion of Road Prison and Forestry Camp	144,907.29					
5541	1	700	0138	FCO—Additional Facilities for 400 Inmates—Cross City	638,932.03					
5542	1	700	0148	FCO—Expansion Apalachee/Glades Correctional Institutions	87,988.23					
5543	1	700	0158	FCO—Support Facilities Mens Unit—FCI	2,232.44					
5544	1	700	0178	FCO—Additional Facilities for Expanding and Industries Program	432,423.80					
5545	1	700	0191	Data Processing Services	700,571.15					
5546	1	700	0199	Certifications Forward	201,407.81					
Community Services—Region II—										
5547	1	700	0208	FCO—Renovation of Dormitories—FCI	1,682.56					
5548	1	700	0218	FCO—Renovation of Water and Sewage Lines—GCI	13,061.86					
5549	1	700	0228	FCO—Major Repairs and Renovations—Phase II—DCI	2,012.57					
5550	1	700	0238	FCO—Correction of Fire Safety Deficiencies—ACI	15,873.40					
5551	1	700	0248	FCO—Baker Correctional Institution—Phase II	1,020,171.57					
5552	1	700	0258	FCO—Expansion of Brevard Correctional Institution—200 Beds	531,316.53					
5553	1	700	0278	FCO—Improvement to Water System—ACI	89,816.17					
5554	1	700	0288	FCO—Miscellaneous Repairs and Improvements—FSO	2,327.12					
5555	1	700	0298	FCO—Renovation and Repairs of Dormitories—GCI	46,351.78					
Community Services—Region III—										
5556	1	700	0308	FCO—Major Repairs and Replacements—RMC	23,373.26					
5557	1	700	0328	FCO—Sewage Treatment Plant and Renovation	83,011.76					
5558	1	700	0338	FCO—Addition to Perimeter Security System	18,705.89					
5559	1	700	0348	FCO—Additional to Perimeter Security System	126,469.05					
5560	1	700	0358	FCO—Improvement to Utility System—Supplemental SCI	22,094.00					
5561	1	700	0368	FCO—Completion of Hendry Correctional—Phase I	95,059.88					
5562	1	700	0378	FCO—Reappropriation of Dade II—Phase I	4,385,633.18					
Community Services—Region IV—										
5563	1	700	0438	FCO—Repairs and Improvements, Apalachee Correctional Institution	17,018.90					
Apalachee Correctional Institution—Grants and Donations Trust Fund—										
5564	2	700	0201	Salaries	164,490.62					
5565	2	700	0204	Expenses	24,755.21					
5566	2	700	0206	Operating Capital Outlay	57,579.64					
5567	2	700	0299	Certifications Forward	6,585.93					
Avon Park Correctional Institution—Grants and Donations Trust Fund—										
5568	2	700	0399	Certifications Forward	62.83					
Florida Correctional Institution—Grants and Donations Trust Fund—										
5569	2	700	0499	Certifications Forward	4,081.77					
Florida State Prison—Grants and Donations Trust Fund—										
5570	2	700	0599	Certifications Forward	1,676.18					
Glades Correctional Institution—Grants and Donations Trust Fund—										
5571	2	700	0699	Certifications Forward	1,396.33					
Sumter Correctional Institution—Grants and Donations Trust Fund—										
5572	2	700	0799	Certifications Forward	1,375.59					
Desoto Correctional Institution—Grants and Donations Trust Fund—										
5573	2	700	0899	Certifications Forward	5,238.29					
Reception and Medical Center—Grants and Donations Trust Fund—										
5574	2	700	0999	Certifications Forward	774.48					
Grants and Donations Trust Fund—										
5575	2	700	1001	Salaries	37,152.87					
5576	2	700	1003	Other Personal Services	34,258.00					
5577	2	700	1004	Expenses	13,373.58					
5578	2	700	1011	Refunds	31,195.61					
5579	2	700	1012	Transfers	4,397.05					
5580	2	700	1091	Data Processing Services	26,645.00					
5581	2	700	1099	Certifications Forward	10,024.11					
Marion Correctional Institution—Grants and Donations Trust Fund—										
5582	2	700	1199	Certifications Forward	2,566.54					
Lawley Correctional Institution—Grants and Donations Trust Fund—										
5583	2	700	1299	Certifications Forward	554.01					
Union Correctional Institution—Grants and Donations Trust Fund—										
5584	2	700	1399	Certifications Forward	5,871.35					
Cross City Correctional Institution—Grants and Donations Trust Fund—										
5585	2	700	1599	Certifications Forward	474.90					
River Junction Correctional Institution—Grants and Donations Trust Fund—										
5586	2	700	1604	Expenses	9,429.92					
5587	2	700	1606	Operating Capital Outlay	4,706.43					
5588	2	700	1699	Certifications Forward	9,861.93					
Hendry Correctional Institution—Grants and Donations Trust Fund—										
5589	2	700	1899	Certifications Forward	379.62					

**STATEMENT OF FUNCTIONAL DISBURSEMENTS
BY DEPARTMENTS, APPROPRIATIONS, AND ACCOUNTS**

EXPENDITURES						NON-OPERATING EXPENDITURES					Line
Public Welfare	Education	Parks, Monuments & Memorials	Correctional Institutions	Retirements, Pensions and Relief Acts	Total Operating Expenditures	Aid to Cities, Counties and Others	Investments	County and Other Debt Service	Transfers, Refunds and Other Non-Operating	Total Non-Operating Expenditures	No.
\$	\$	\$	\$ 356,745.77	\$	\$ 356,745.77	\$	\$	\$	\$	\$	5531
			64,127.60		64,127.60						5532
			1,875,859.95		1,875,859.95						5533
			35,172.23		35,172.23						5534
			587,811.81		587,811.81						5535
			5,036.55		5,036.55						5536
			104,845.36		104,845.36						5537
			629,452.53		629,452.53						5538
			97,763.09		97,763.09						5539
			144,907.29		144,907.29						5540
			638,932.03		638,932.03						5541
			87,988.23		87,988.23						5542
			2,232.44		2,232.44						5543
			432,423.60		432,423.60						5544
			700,571.15		700,571.15						5545
			201,407.81		201,407.81						5546
			1,682.56		1,682.56						5547
			13,061.86		13,061.86						5548
			2,012.57		2,012.57						5549
			15,873.40		15,873.40						5550
			1,020,171.57		1,020,171.57						5551
			531,316.53		531,316.53						5552
			89,816.17		89,816.17						5553
			2,327.12		2,327.12						5554
			46,351.78		46,351.78						5555
			23,373.26		23,373.26						5556
			83,011.76		83,011.76						5557
			18,705.89		18,705.89						5558
			126,469.05		126,469.05						5559
			22,094.00		22,094.00						5560
			95,059.88		95,059.88						5561
			4,385,633.18		4,385,633.18						5562
			17,018.90		17,018.90						5563
			164,490.62		164,490.62						5564
			24,755.21		24,755.21						5565
			57,579.64		57,579.64						5566
			6,585.93		6,585.93						5567
			62.83		62.83						5568
			4,081.77		4,081.77						5569
			1,676.18		1,676.18						5570
			1,396.33		1,396.33						5571
			1,375.59		1,375.59						5572
			5,238.29		5,238.29						5573
			774.48		774.48						5574
			37,152.87		37,152.87						5575
			34,258.00		34,258.00						5576
			13,373.58		13,373.58						5577
									31,195.61	31,195.61	5578
									4,397.05	4,397.05	5579
			26,645.00		26,645.00						5580
			10,024.11		10,024.11						5581
			2,566.54		2,566.54						5582
			554.01		554.01						5583
			5,871.35		5,871.35						5584
			474.90		474.90						5585
			9,429.92		9,429.92						5586
			4,706.43		4,706.43						5587
			9,861.93		9,861.93						5588
			379.62		379.62						5589

**STATEMENT OF FUNCTIONAL DISBURSEMENTS
BY DEPARTMENTS, APPROPRIATIONS, AND ACCOUNTS**

Line No.	Fund No.	Dept. and Div. No.	Acct. No.	NAME OF APPROPRIATION OR ACCOUNT	Total Expenditures	OPERATING				
						General Government	Protection to Persons and Property	Hospitals, Health and Sanitation	Development & Conservation of Natural Resources	Highways
		700-705		CORRECTIONS, DEPARTMENT OF (Continued)						
		700		Office of the Secretary and Office of Management and Budget: (Continued)						
				Dade County Correctional Institution—Grants and Donations Trust Fund—						
5590	2	700	1999	Certifications Forward	\$ 1,462.12	\$	\$	\$	\$	\$
				Office of the Assistant Secretary for Programs—Grants and Donations Trust Fund—						
5591	2	700	2001	Salaries	356,589.74					
5592	2	700	2003	Other Personal Services	85,029.21					
5593	2	700	2004	Expenses	110,102.91					
5594	2	700	2006	Operating Capital Outlay	27,707.11					
5595	2	700	2099	Certifications Forward	20,462.13					
				Broward Correctional Institution—Grants and Donations Trust Fund—						
5596	2	700	2199	Certifications Forward	4,065.87					
				Hillsborough Correctional Institution—Grants and Donations Trust Fund—						
5597	2	700	2299	Certifications Forward	720.40					
				Brevard Correctional Institution—Grants and Donations Trust Fund—						
5598	2	700	2499	Certifications Forward	3,810.85					
				Region I—Grants and Donations Trust Fund—						
5599	2	700	3101	Salaries	742.90					
5600	2	700	3199	Certifications Forward	2,687.40					
				Region 2—Grants and Donations Trust Fund—						
5601	2	700	3201	Salaries	12,436.42					
5602	2	700	3203	Other Personal Services	834.30					
5603	2	700	3204	Expenses	2,018.05					
5604	2	700	3206	Operating Capital Outlay	707.90					
5605	2	700	3299	Certifications Forward	4,480.08					
				Region 3—Grants and Donations Trust Fund—						
5606	2	700	3301	Salaries	11,311.97					
5607	2	700	3304	Expenses	1,070.32					
5608	2	700	3306	Operating Capital Outlay	1,217.36					
5609	2	700	3399	Certifications Forward	1,294.41					
				Region 4—Grants and Donations Trust Fund—						
5610	2	700	3401	Salaries	13,334.92					
5611	2	700	3404	Expenses	40.00					
5612	2	700	3406	Operating Capital Outlay	142.00					
5613	2	700	3499	Certifications Forward	1,793.28					
				Region 5—Grants and Donations Trust Fund—						
5614	2	700	3501	Salaries	13,558.73					
5615	2	700	3504	Expenses	2,218.00					
5616	2	700	3506	Operating Capital Outlay	772.47					
5617	2	700	3599	Certifications Forward	2,142.14					
				Probation and Parole Services—						
				Region I—Grants and Donations Trust Fund—						
5618	2	700	4101	Salaries	47,379.85					
5619	2	700	4103	Other Personal Services	22,808.00					
5620	2	700	4104	Expenses	8,098.82					
5621	2	700	4199	Certifications Forward	1,778.33					
				Region II—Grants and Donations Trust Fund—						
5622	2	700	4201	Salaries	121,455.87					
5623	2	700	4204	Expenses	20,785.86					
5624	2	700	4206	Operating Capital Outlay	1,146.24					
5625	2	700	4299	Certifications Forward	6,159.91					
				Region III—Grants and Donations Trust Fund—						
5626	2	700	4301	Salaries	43,120.67					
5627	2	700	4303	Other Personal Services	9,392.14					
5628	2	700	4304	Expenses	4,421.15					
5629	2	700	4306	Operating Capital Outlay	1,246.90					
5630	2	700	4399	Certifications Forward	1,276.00					
				Region IV—Grants and Donations Trust Fund—						
5631	2	700	4401	Salaries	107,770.39					
5632	2	700	4403	Other Personal Services	12,246.28					
5633	2	700	4404	Expenses	10,846.91					
5634	2	700	4499	Certifications Forward	2,939.83					
				Region V—Grants and Donations Trust Fund—						
5635	2	700	4501	Salaries	260,904.34					
5636	2	700	4503	Other Personal Services	143,789.20					
5637	2	700	4504	Expenses	47,472.31					
5638	2	700	4506	Operating Capital Outlay	337.20					
5639	2	700	4599	Certifications Forward	16,242.85					
				Community Facilities and Road Prisons—						
				Region I—Grants and Donations Trust Fund—						
5640	2	700	5101	Salaries	118,381.49					
5641	2	700	5103	Other Personal Services	7,916.00					
5642	2	700	5104	Expenses	39,247.50					
5643	2	700	5106	Operating Capital Outlay	28,605.90					

**STATEMENT OF FUNCTIONAL DISBURSEMENTS
BY DEPARTMENTS, APPROPRIATIONS, AND ACCOUNTS**

EXPENDITURES						NON-OPERATING EXPENDITURES					Line No.
Public Welfare	Education	Parks, Monuments & Memorials	Correctional Institutions	Retirements, Pensions and Relief Acts	Total Operating Expenditures	Aid to Cities, Counties and Others	Investments	County and Other Debt Service	Transfers, Refunds and Other Non-Operating	Total Non-Operating Expenditures	
\$	\$	\$	\$ 1,462.12	\$	\$ 1,462.12	\$	\$	\$	\$	\$	5590
			356,589.74		356,589.74						5591
			85,029.21		85,029.21						5592
			110,102.91		110,102.91						5593
			27,707.11		27,707.11						5594
			20,462.13		20,462.13						5595
			4,065.87		4,065.87						5596
			720.40		720.40						5597
			3,810.85		3,810.85						5598
			742.90		742.90						5599
			2,687.40		2,687.40						5600
			12,436.42		12,436.42						5601
			834.30		834.30						5602
			2,018.05		2,018.05						5603
			707.90		707.90						5604
			4,480.08		4,480.08						5605
			11,311.97		11,311.97						5606
			1,070.32		1,070.32						5607
			1,217.36		1,217.36						5608
			1,294.41		1,294.41						5609
			13,334.92		13,334.92						5610
			40.00		40.00						5611
			142.00		142.00						5612
			1,793.28		1,793.28						5613
			13,558.73		13,558.73						5614
			2,218.00		2,218.00						5615
			772.47		772.47						5616
			2,142.14		2,142.14						5617
			47,379.85		47,379.85						5618
			22,808.00		22,808.00						5619
			8,098.82		8,098.82						5620
			1,778.33		1,778.33						5621
			121,455.87		121,455.87						5622
			20,785.86		20,785.86						5623
			1,146.24		1,146.24						5624
			6,159.91		6,159.91						5625
			43,120.67		43,120.67						5626
			9,392.14		9,392.14						5627
			4,421.15		4,421.15						5628
			1,246.90		1,246.90						5629
			1,276.00		1,276.00						5630
			107,770.39		107,770.39						5631
			12,246.28		12,246.28						5632
			10,846.91		10,846.91						5633
			2,939.83		2,939.83						5634
			260,904.34		260,904.34						5635
			143,789.20		143,789.20						5636
			47,472.31		47,472.31						5637
			337.20		337.20						5638
			16,242.85		16,242.85						5639
			118,381.49		118,381.49						5640
			7,916.00		7,916.00						5641
			39,247.50		39,247.50						5642
			28,605.90		28,605.90						5643

**STATEMENT OF FUNCTIONAL DISBURSEMENTS
BY DEPARTMENTS, APPROPRIATIONS, AND ACCOUNTS**

Line No.	Fund No.	Dept. and Div. No.	Acct. No.	NAME OF APPROPRIATION OR ACCOUNT	Total Expenditures	OPERATING				
						General Government	Protection to Persons and Property	Hospitals, Health and Sanitation	Development & Conservation of Natural Resources	Highways
		700-705		CORRECTIONS, DEPARTMENT OF (Continued)						
		700		Office of the Secretary and Office of Management and Budget: (Continued)						
				Community Facilities and Road Prisons— (Continued)						
				Region 1—Grants and Donations Trust Fund— (Continued)						
5644	2	700	5107	Food Products	\$ 13,582.68					
5645	2	700	5199	Certifications Forward	3,673.56					
				Region 2—Grants and Donations Trust Fund—						
5646	2	700	5201	Salaries	143,970.75					
5647	2	700	5203	Other Personal Services	146.88					
5648	2	700	5204	Expenses	47,852.82					
5649	2	700	5207	Food Products	18,887.50					
5650	2	700	5299	Certifications Forward	7,578.56					
				Region 3—Grants and Donations Trust Fund—						
5651	2	700	5301	Salaries	118,097.20					
5652	2	700	5304	Expenses	47,938.64					
5653	2	700	5307	Food Products	12,900.88					
5654	2	700	5399	Certifications Forward	3,986.11					
				Region 4—Grants and Donations Trust Fund—						
5655	2	700	5401	Salaries	227,264.50					
5656	2	700	5404	Expenses	85,999.65					
5657	2	700	5407	Food Products	43,344.61					
5658	2	700	5499	Certifications Forward	17,492.85					
				Region 5—Grants and Donations Trust Fund—						
5659	2	700	5501	Salaries	325,637.23					
5660	2	700	5503	Other Personal Services	114,716.87					
5661	2	700	5504	Expenses	125,280.07					
5662	2	700	5507	Food Products	42,744.52					
5663	2	700	5599	Certifications Forward	14,013.78					
				Region 2—Grants and Donations Trust Fund—						
5664	2	700	6201	Salaries	129,692.32					
5665	2	700	6203	Other Personal Services	10,718.73					
5666	2	700	6204	Expenses	33,787.38					
5667	2	700	6206	Operating Capital Outlay	79,888.40					
				Region 3—Grants and Donations Trust Fund—						
5668	2	700	6301	Salaries	269,489.67					
5669	2	700	6303	Other Personal Services	27,520.08					
5670	2	700	6304	Expenses	47,159.95					
5671	2	700	6306	Operating Capital Outlay	161,365.49					
				Region 4—Grants and Donations Trust Fund—						
5672	2	700	6401	Salaries	123,284.20					
5673	2	700	6403	Other Personal Services	10,267.49					
5674	2	700	6404	Expenses	29,277.31					
5675	2	700	6406	Operating Capital Outlay	78,799.91					
				Region 5—Grants and Donations Trust Fund—						
5676	2	700	6501	Salaries	219,621.45					
5677	2	700	6503	Other Personal Services	104,754.44					
5678	2	700	6504	Expenses	36,532.71					
5679	2	700	6506	Operating Capital Outlay	61,548.46					
5680				Total Office of the Secretary and Office of Management and Budget	\$ 17,616,946.09					
		701		Office of the Assistant Secretary for Programs:						
5681	1	701	0101	Salaries	\$ 1,198,511.05					
5682	1	701	0103	Other Personal Services	105,483.94					
5683	1	701	0104	Expenses	346,229.46					
5684	1	701	0106	Operating Capital Outlay	4,581.93					
5685	1	701	0199	Certifications Forward	39,098.25					
				Operating Trust Fund—						
5686	2	701	1012	Salaries	13,700.00					
				Region 1—Operating Trust Fund—						
5687	2	701	5101	Salaries	636,586.46					
5688	2	701	5103	Other Personal Services	5,682.03					
5689	2	701	5104	Expenses	129,216.67					
5690	2	701	5106	Operating Capital Outlay	2,162.40					
5691	2	701	5107	Food Products	101,616.99					
5692	2	701	5199	Certifications Forward	34,470.97					
				Region 2—Operating Trust Fund—						
5693	2	701	5201	Salaries	947,701.99					
5694	2	701	5203	Other Personal Services	9,291.35					
5695	2	701	5204	Expenses	229,807.78					
5696	2	701	5206	Operating Capital Outlay	7,412.60					
5697	2	701	5207	Food Products	160,255.11					
5698	2	701	5299	Certifications Forward	72,901.38					
				Region 3—Operating Trust Fund—						
5699	2	701	5301	Salaries	337,048.79					
5700	2	701	5303	Other Personal Services	3,837.48					
5701	2	701	5304	Expenses	60,934.18					
5702	2	701	5306	Operating Capital Outlay	512.00					
5703	2	701	5307	Food Products	48,465.82					
5704	2	701	5399	Certifications Forward	11,698.47					

**STATEMENT OF FUNCTIONAL DISBURSEMENTS
BY DEPARTMENTS, APPROPRIATIONS, AND ACCOUNTS**

EXPENDITURES						NON-OPERATING EXPENDITURES					Line No.
Public Welfare	Education	Parks, Monuments & Memorials	Correctional Institutions	Retirements, Pensions and Relief Acts	Total Operating Expenditures	Aid to Cities, Counties and Others	Investments	County and Other Debt Service	Transfers, Refunds and Other Non-Operating	Total Non-Operating Expenditures	
\$	\$	\$	\$ 13,582.68	\$	\$ 13,582.68	\$	\$	\$	\$	\$	5644
			3,673.56		3,673.56						5645
			143,970.75		143,970.75						5646
			146.88		146.88						5647
			47,852.82		47,852.82						5648
			18,887.50		18,887.50						5649
			7,578.56		7,578.56						5650
			118,097.20		118,097.20						5651
			47,938.64		47,938.64						5652
			12,900.88		12,900.88						5653
			3,986.11		3,986.11						5654
			227,264.50		227,264.50						5655
			85,999.65		85,999.65						5656
			43,344.61		43,344.61						5657
			17,492.85		17,492.85						5658
			325,637.23		325,637.23						5659
			114,716.87		114,716.87						5660
			125,280.07		125,280.07						5661
			42,744.52		42,744.52						5662
			14,013.78		14,013.78						5663
			129,692.32		129,692.32						5664
			10,718.73		10,718.73						5665
			33,787.38		33,787.38						5666
			79,688.40		79,688.40						5667
			269,489.67		269,489.67						5668
			27,520.08		27,520.08						5669
			47,159.95		47,159.95						5670
			161,365.49		161,365.49						5671
			123,284.20		123,284.20						5672
			10,267.49		10,267.49						5673
			29,277.31		29,277.31						5674
			78,799.91		78,799.91						5675
			219,621.45		219,621.45						5676
			104,754.44		104,754.44						5677
			36,532.71		36,532.71						5678
			61,548.46		61,548.46						5679
\$	\$	\$	\$ 17,581,353.43	\$	\$ 17,581,353.43	\$	\$	\$	\$ 35,592.66	\$ 35,592.66	5680
\$	\$	\$	\$ 1,198,511.05	\$	\$ 1,198,511.05	\$	\$	\$	\$	\$	5681
			105,483.94		105,483.94						5682
			346,229.46		346,229.46						5683
			4,581.93		4,581.93						5684
			39,098.25		39,098.25						5685
									13,700.00	13,700.00	5686
			636,586.46		636,586.46						5687
			5,682.03		5,682.03						5688
			129,216.67		129,216.67						5689
			2,162.40		2,162.40						5690
			101,616.99		101,616.99						5691
			34,470.97		34,470.97						5692
			947,701.99		947,701.99						5693
			9,291.35		9,291.35						5694
			229,807.78		229,807.78						5695
			7,412.60		7,412.60						5696
			160,255.11		160,255.11						5697
			72,901.38		72,901.38						5698
			337,048.79		337,048.79						5699
			3,837.48		3,837.48						5700
			60,934.18		60,934.18						5701
			512.00		512.00						5702
			48,465.82		48,465.82						5703
			11,698.47		11,698.47						5704

**STATEMENT OF FUNCTIONAL DISBURSEMENTS
BY DEPARTMENTS, APPROPRIATIONS, AND ACCOUNTS**

Line No.	Fund No.	Dept. and Div. No.	Acct. No.	NAME OF APPROPRIATION OR ACCOUNT	Total Expenditures	OPERATING				
						General Government	Protection to Persons and Property	Hospitals, Health and Sanitation	Development & Conservation of Natural Resources	Highways
		700-705		CORRECTIONS, DEPARTMENT OF (Continued)						
		701		Office of the Assistant Secretary for Programs: (Continued)						
				Region 4—Operating Trust Fund—						
5705	2	701	5401	Salaries	\$ 493,030.00	\$	\$	\$	\$	\$
5706	2	701	5403	Other Personal Services	7,995.42					
5707	2	701	5404	Expenses	158,858.87					
5708	2	701	5406	Operating Capital Outlay	3,370.06					
5709	2	701	5407	Food Products	94,515.99					
5710	2	701	5499	Certifications Forward	20,377.18					
				Region 5—Operating Trust Fund—						
5711	2	701	5501	Salaries	750,022.33					
5712	2	701	5503	Other Personal Services	6,025.38					
5713	2	701	5504	Expenses	232,864.68					
5714	2	701	5506	Operating Capital Outlay	3,338.52					
5715	2	701	5507	Food Products	117,566.95					
5716	2	701	5599	Certifications Forward	54,454.90					
5717				Total Office of the Assistant Secretary for Programs	\$ 6,449,627.38	\$	\$	\$	\$	\$
		702		Office of the Assistant Secretary for Operations and Regional Administration:						
				Region 1—						
5718	1	702	0101	Salaries	\$ 299,432.79	\$	\$	\$	\$	\$
5719	1	702	0104	Expenses	72,048.75					
5720	1	702	0106	Operating Capital Outlay	439.31					
5721	1	702	0199	Certifications Forward	10,563.96					
				Region 2—						
5722	1	702	0201	Salaries	453,027.48					
5723	1	702	0204	Expenses	132,555.31					
5724	1	702	0206	Operating Capital Outlay	3,641.65					
5725	1	702	0299	Certifications Forward	11,382.45					
				Region 3—						
5726	1	702	0301	Salaries	304,512.00					
5727	1	702	0304	Expenses	80,803.98					
5728	1	702	0306	Operating Capital Outlay	545.74					
5729	1	702	0399	Certifications Forward	11,333.72					
				Region 4—						
5730	1	702	0401	Salaries	284,314.60					
5731	1	702	0404	Expenses	122,713.04					
5732	1	702	0406	Operating Capital Outlay	1,866.44					
5733	1	702	0499	Certifications Forward	6,853.45					
				Region 5—						
5734	1	702	0501	Salaries	290,953.96					
5735	1	702	0504	Expenses	111,210.02					
5736	1	702	0506	Operating Capital Outlay	1,593.79					
5737	1	702	0599	Certifications Forward	9,196.69					
				Central Office—						
5738	1	702	0601	Salaries	255,756.72					
5739	1	702	0604	Expenses	56,455.77					
5740	1	702	0606	Operating Capital Outlay	696.00					
5741	1	702	0610	Interstate Compact Services	8,597.61					
5742	1	702	0699	Certifications Forward	11,406.92					
				Major Institution Control—						
5743	2	702	0011	Refunds	34.20					
				Apalachee Correctional Institution—Correctional Work Program Trust Fund—						
5744	2	702	0201	Salaries	638,277.96					
5745	2	702	0203	Other Personal Services	3,964.52					
5746	2	702	0204	Expenses	2,919,817.06					
5747	2	702	0206	Operating Capital Outlay	45,244.98					
5748	2	702	0299	Certifications Forward	22,992.13					
				Avon Park Correctional Institution—Correctional Work Program Trust Fund—						
5749	2	702	0301	Salaries	94,875.11					
5750	2	702	0303	Other Personal Services	1,861.10					
5751	2	702	0304	Expenses	157,580.82					
5752	2	702	0306	Operating Capital Outlay	3,540.98					
5753	2	702	0399	Certifications Forward	1,931.19					
				Florida Correctional Institution—Correctional Work Program Trust Fund—						
5754	2	702	0401	Salaries	112,456.95					
5755	2	702	0403	Other Personal Services	5,355.00					
5756	2	702	0404	Expenses	284,588.73					
5757	2	702	0406	Operating Capital Outlay	5,666.50					
5758	2	702	0499	Certifications Forward	52,631.15					
				Florida State Prison—Correctional Work Program Trust Fund—						
5759	2	702	0501	Salaries	115,350.53					
5760	2	702	0592	Reissues	15.47					
5761	2	702	0599	Certifications Forward	3,218.93					
				Glades Correctional Institution—Correctional Work Program Trust Fund—						
5762	2	702	0601	Salaries	411,575.62					
5763	2	702	0603	Other Personal Services	2,992.00					

**STATEMENT OF FUNCTIONAL DISBURSEMENTS
BY DEPARTMENTS, APPROPRIATIONS, AND ACCOUNTS**

EXPENDITURES						NON-OPERATING EXPENDITURES					Line No.
Public Welfare	Education	Parks, Monuments & Memorials	Correctional Institutions	Retirements, Pensions and Relief Acts	Total Operating Expenditures	Aid to Cities, Counties and Others	Investments	County and Other Debt Service	Transfers, Refunds and Other Non-Operating	Total Non-Operating Expenditures	
\$	\$	\$	\$ 493,030.00	\$	\$ 493,030.00	\$	\$	\$	\$	\$	5705
			7,995.42		7,995.42						5706
			158,858.87		158,858.87						5707
			3,370.06		3,370.06						5708
			94,515.99		94,515.99						5709
			20,377.18		20,377.18						5710
			750,022.33		750,022.33						5711
			6,025.38		6,025.38						5712
			232,864.68		232,864.68						5713
			3,338.52		3,338.52						5714
			117,566.95		117,566.95						5715
			54,454.90		54,454.90						5716
\$	\$	\$	\$ 6,435,927.38	\$	\$ 6,435,927.38	\$	\$	\$	\$ 13,700.00	\$ 13,700.00	5717
\$	\$	\$	\$ 299,432.79	\$	\$ 299,432.79	\$	\$	\$	\$	\$	5718
			72,048.75		72,048.75						5719
			439.31		439.31						5720
			10,563.96		10,563.96						5721
			453,027.48		453,027.48						5722
			132,555.31		132,555.31						5723
			3,641.65		3,641.65						5724
			11,382.45		11,382.45						5725
			304,512.00		304,512.00						5726
			80,803.98		80,803.98						5727
			545.74		545.74						5728
			11,333.72		11,333.72						5729
			284,314.60		284,314.60						5730
			122,713.04		122,713.04						5731
			1,866.44		1,866.44						5732
			6,853.45		6,853.45						5733
			290,953.96		290,953.96						5734
			111,210.02		111,210.02						5735
			1,593.79		1,593.79						5736
			9,196.69		9,196.69						5737
			255,756.72		255,756.72						5738
			56,455.77		56,455.77						5739
			696.00		696.00						5740
			8,597.61		8,597.61						5741
			11,406.92		11,406.92						5742
									34.20	34.20	5743
			638,277.96		638,277.96						5744
			3,964.52		3,964.52						5745
			2,919,817.06		2,919,817.06						5746
			45,244.98		45,244.98						5747
			22,992.13		22,992.13						5748
			94,875.11		94,875.11						5749
			1,861.10		1,861.10						5750
			157,580.82		157,580.82						5751
			3,540.98		3,540.98						5752
			1,931.19		1,931.19						5753
			112,456.95		112,456.95						5754
			5,355.00		5,355.00						5755
			284,588.73		284,588.73						5756
			5,666.50		5,666.50						5757
			52,631.15		52,631.15						5758
			115,350.53		115,350.53						5759
			3,218.93		3,218.93				15.47	15.47	5760
			411,575.62		411,575.62						5762
			2,992.00		2,992.00						5763

**STATEMENT OF FUNCTIONAL DISBURSEMENTS
BY DEPARTMENTS, APPROPRIATIONS, AND ACCOUNTS**

Line No	Fund No	Dept. and Div. No	Acct No	NAME OF APPROPRIATION OR ACCOUNT	Total Expenditures	OPERATING				
						General Government	Protection to Persons and Property	Hospitals, Health and Sanitation	Development & Conservation of Natural Resources	Highways
		700-705		CORRECTIONS, DEPARTMENT OF (Continued)						
		702		Office of the Assistant Secretary for Operations and Regional Administration: (Continued)						
				Glades Correctional Institution—Correctional Work Program						
				Trust Fund— (Continued)						
5764	2	702	0604	Expenses	\$ 1,132,716.81	\$	\$	\$	\$	\$
5765	2	702	0606	Operating Capital Outlay	15,448.05					
5766	2	702	0699	Certifications Forward	75,787.35					
				Sumter Correctional Institution—Correctional Work Program						
				Trust Fund—						
5767	2	702	0704	Salaries	3,255.34					
5768	2	702	0799	Certifications Forward	1,470.00					
				Desoto Correctional Institution—Correctional Work Program						
				Trust Fund—						
5769	2	702	0801	Salaries	62,790.76					
5770	2	702	0804	Expenses	394,235.86					
5771	2	702	0806	Operating Capital Outlay	16,346.74					
5772	2	702	0899	Certifications Forward	20,658.02					
				Office of Secretary and Office of Management and Budget—						
				Correctional Work Program Trust Fund—						
5773	2	702	1001	Salaries	34,943.42					
5774	2	702	1004	Expenses	6,204.66					
5775	2	702	1050	Investments	300,000.00					
5776	2	702	1091	Data Processing Services	11,475.79					
5777	2	702	1099	Certifications Forward	1,152.66					
				Marion Correctional Institution—Correctional Work Program						
				Trust Fund—						
5778	2	702	1101	Salaries	127,654.10					
5779	2	702	1104	Expenses	273,935.44					
5780	2	702	1106	Operating Capital Outlay	925.00					
5781	2	702	1199	Certifications Forward	77,552.27					
				Lawley Correctional Institution—Correctional Work Program						
				Trust Fund—						
5782	2	702	1201	Salaries	57,611.35					
5783	2	702	1204	Expenses	296,519.39					
5784	2	702	1206	Operating Capital Outlay	3,100.00					
5785	2	702	1299	Certifications Forward	3,562.83					
				Union Correctional Institution—Correctional Work Program						
				Trust Fund—						
5786	2	702	1301	Salaries	816,880.76					
5787	2	702	1304	Expenses	3,118,463.94					
5788	2	702	1306	Operating Capital Outlay	32,596.68					
5789	2	702	1399	Certifications Forward	1,227,266.65					
				Zephyrhills Correctional Institution—Correctional Work Program						
				Trust Fund—						
5790	2	702	1401	Salaries	83,768.14					
5791	2	702	1404	Expenses	222,741.59					
5792	2	702	1406	Operating Capital Outlay	1,153.20					
5793	2	702	1499	Certifications Forward	32,784.75					
				Cross City Correctional Institution—Correctional Work Program						
				Trust Fund—						
5794	2	702	1503	Other Personal Services	2,500.00					
				Hendry Correctional Institution—Correctional Work Program						
				Trust Fund—						
5795	2	702	1801	Salaries	57,726.97					
5796	2	702	1804	Expenses	75,870.89					
5797	2	702	1806	Operating Capital Outlay	10,297.48					
5798	2	702	1899	Certifications Forward	5,832.08					
				Dade Correctional Institution—Correctional Work Program						
				Trust Fund—						
5799	2	702	1901	Salaries	4,288.93					
5800	2	702	1904	Expenses	716.49					
				Office of the Assistant Secretary for Programs—						
				Correctional Work Program Trust Fund—						
5801	2	702	2001	Salaries	44,964.00					
5802	2	702	2004	Expenses	14,356.91					
5803	2	702	2099	Certifications Forward	1,449.73					
				Broward Correctional Institution—Correctional Work Program						
				Trust Fund—						
5804	2	702	2101	Salaries	33,156.33					
5805	2	702	2104	Expenses	43,875.44					
5806	2	702	2106	Operating Capital Outlay	4,546.94					
5807	2	702	2199	Certifications Forward	727.66					
				Brevard Correctional Institution—Correctional Work Program						
				Trust Fund—						
5808	2	702	2401	Salaries	108,796.60					
5809	2	702	2404	Expenses	143,982.49					
5810	2	702	2406	Operating Capital Outlay	2,752.67					
5811	2	702	2499	Certifications Forward	16,351.39					
				Lake Correctional Institution—Correctional Work Program						
				Trust Fund—						
5812	2	702	2504	Expenses	35.00					

**STATEMENT OF FUNCTIONAL DISBURSEMENTS
BY DEPARTMENTS, APPROPRIATIONS, AND ACCOUNTS**

EXPENDITURES						NON-OPERATING EXPENDITURES					Line No.
Public Welfare	Education	Parks, Monuments & Memorials	Correctional Institutions	Retirements, Pensions and Relief Acts	Total Operating Expenditures	Aid to Cities, Counties and Others	Investments	County and Other Debt Service	Transfers, Refunds and Other Non-Operating	Total Non-Operating Expenditures	
\$	\$	\$	\$ 1,132,716.81	\$	\$ 1,132,716.81	\$	\$	\$	\$	\$	5764
			15,448.05		15,448.05						5765
			75,787.35		75,787.35						5766
			3,255.34		3,255.34						5767
			1,470.00		1,470.00						5768
			62,790.76		62,790.76						5769
			394,235.86		394,235.86						5770
			16,346.74		16,346.74						5771
			20,658.02		20,658.02						5772
			34,943.42		34,943.42						5773
			6,204.66		6,204.66						5774
							300,000.00			300,000.00	5775
			11,475.79		11,475.79						5776
			1,152.66		1,152.66						5777
			127,654.10		127,654.10						5778
			273,935.44		273,935.44						5779
			925.00		925.00						5780
			77,552.27		77,552.27						5781
			57,611.35		57,611.35						5782
			296,519.39		296,519.39						5783
			3,100.00		3,100.00						5784
			3,562.83		3,562.83						5785
			816,880.76		816,880.76						5786
			3,118,463.94		3,118,463.94						5787
			32,596.68		32,596.68						5788
			1,227,266.65		1,227,266.65						5789
			83,768.14		83,768.14						5790
			222,741.59		222,741.59						5791
			1,153.20		1,153.20						5792
			32,784.75		32,784.75						5793
			2,500.00		2,500.00						5794
			57,726.97		57,726.97						5795
			75,870.89		75,870.89						5796
			10,297.48		10,297.48						5797
			5,832.08		5,832.08						5798
			4,288.93		4,288.93						5799
			716.49		716.49						5800
			44,964.00		44,964.00						5801
			14,356.91		14,356.91						5802
			1,449.73		1,449.73						5803
			33,156.33		33,156.33						5804
			43,875.44		43,875.44						5805
			4,546.94		4,546.94						5806
			727.66		727.66						5807
			108,796.60		108,796.60						5808
			143,982.49		143,982.49						5809
			2,752.67		2,752.67						5810
			16,351.39		16,351.39						5811
			35.00		35.00						5812

**STATEMENT OF FUNCTIONAL DISBURSEMENTS
BY DEPARTMENTS, APPROPRIATIONS, AND ACCOUNTS**

Line No.	Fund No.	Dept. and Div. No.	Acct. No.	NAME OF APPROPRIATION OR ACCOUNT	Total Expenditures	OPERATING				
						General Government	Protection to Persons and Property	Hospitals, Health and Sanitation	Development & Conservation of Natural Resources	Highways
		700-705		CORRECTIONS, DEPARTMENT OF (Continued)						
			702	Office of the Assistant Secretary for Operations and Regional Administration: (Continued)						
				Office of the Assistant Secretary for Operations—						
				Correctional Work Program Trust Fund—						
5813	2	702	3001	Salaries	\$ 161,570.79	\$	\$	\$	\$	\$
5814	2	702	3003	Other Personal Services	13,748.11					
5815	2	702	3004	Expenses	44,994.57					
5816	2	702	3006	Operating Capital Outlay	85.68					
5817	2	702	3099	Certifications Forward	2,970.35					
				Region 1—Correctional Work Program Trust Fund—						
5818	2	702	5101	Salaries	13,118.26					
5819	2	702	5104	Expenses	15,307.09					
				Region 2—Correctional Work Program Trust Fund—						
5820	2	702	5201	Salaries	11,146.75					
5821	2	702	5204	Expenses	61,628.98					
5822	2	702	5206	Operating Capital Outlay	8,341.00					
				Total Office of the Assistant Secretary for Operations and Regional Administration	\$ 16,784,014.21	\$	\$	\$	\$	\$
			703	Major Institutions:						
				Apache Correctional Institution—						
5824	1	703	0201	Salaries	\$ 4,923,630.68	\$	\$	\$	\$	\$
5825	1	703	0203	Other Personal Services	1,050.00					
5826	1	703	0204	Expenses	1,132,600.90					
5827	1	703	0206	Operating Capital Outlay	22,084.46					
5828	1	703	0207	Food Products	707,675.64					
5829	1	703	0299	Certifications Forward	182,198.93					
				Avon Park Correctional Institution—						
5830	1	703	0301	Salaries	4,426,435.16					
5831	1	703	0303	Other Personal Services	2,515.50					
5832	1	703	0304	Expenses	1,162,491.26					
5833	1	703	0306	Operating Capital Outlay	17,955.03					
5834	1	703	0307	Food Products	633,910.84					
5835	1	703	0399	Certifications Forward	180,524.62					
				Florida Correctional Institution—						
5836	1	703	0401	Salaries	3,017,721.86					
5837	1	703	0403	Other Personal Services	872.00					
5838	1	703	0404	Expenses	670,289.99					
5839	1	703	0406	Operating Capital Outlay	25,871.93					
5840	1	703	0407	Food Products	200,488.13					
5841	1	703	0499	Certifications Forward	170,004.47					
				Florida State Prison—						
5842	1	703	0501	Salaries	5,107,205.80					
5843	1	703	0503	Other Personal Services	230,020.20					
5844	1	703	0504	Expenses	1,172,707.58					
5845	1	703	0506	Operating Capital Outlay	25,814.19					
5846	1	703	0507	Food Products	805,790.39					
5847	1	703	0599	Certifications Forward	300,726.17					
				Glades Correctional Institution—						
5848	1	703	0601	Salaries	3,060,340.53					
5849	1	703	0604	Expenses	785,560.13					
5850	1	703	0606	Operating Capital Outlay	35,236.13					
5851	1	703	0607	Food Products	396,227.72					
5852	1	703	0699	Certifications Forward	193,702.95					
				Sumter Correctional Institution—						
5853	1	703	0701	Salaries	4,026,747.42					
5854	1	703	0704	Expenses	1,038,483.42					
5855	1	703	0706	Operating Capital Outlay	40,221.39					
5856	1	703	0707	Food Products	551,419.42					
5857	1	703	0799	Certifications Forward	244,002.09					
				Desoto Correctional Institution—						
5858	1	703	0801	Salaries	2,823,271.66					
5859	1	703	0804	Expenses	493,805.63					
5860	1	703	0806	Operating Capital Outlay	36,503.93					
5861	1	703	0807	Food Products	274,338.25					
5862	1	703	0899	Certifications Forward	158,883.25					
				Reception and Medical Center—						
5863	1	703	0901	Salaries	7,952,007.35					
5864	1	703	0903	Other Personal Services	2,100.00					
5865	1	703	0904	Expenses	3,455,739.99					
5866	1	703	0906	Operating Capital Outlay	54,894.96					
5867	1	703	0907	Food Products	846,694.69					
5868	1	703	0999	Certifications Forward	647,755.13					
				Brevard Correctional Institution—						
5869	1	703	1001	Salaries	2,681,098.45					
5870	1	703	1004	Expenses	817,187.01					
5871	1	703	1006	Operating Capital Outlay	16,540.88					
5872	1	703	1007	Food Products	416,708.41					
5873	1	703	1099	Certifications Forward	145,205.51					
				Marion Correctional Institution—						
5874	1	703	1101	Salaries	2,858,883.40					

**STATEMENT OF FUNCTIONAL DISBURSEMENTS
BY DEPARTMENTS, APPROPRIATIONS, AND ACCOUNTS**

EXPENDITURES						NON-OPERATING EXPENDITURES					Line No.
Public Welfare	Education	Parks, Monuments & Memorials	Correctional Institutions	Retirements, Pensions and Relief Acts	Total Operating Expenditures	Aid to Cities, Counties and Others	Investments	County and Other Debt Service	Transfers, Refunds and Other Non-Operating	Total Non-Operating Expenditures	
			\$ 161,570.79		\$ 161,570.79						5813
			13,748.11		13,748.11						5814
			44,994.57		44,994.57						5815
			85.68		85.68						5816
			2,970.35		2,970.35						5817
			13,118.26		13,118.26						5818
			15,307.09		15,307.09						5819
			11,146.75		11,146.75						5820
			61,628.98		61,628.98						5821
			8,341.00		8,341.00						5822
			\$ 16,483,964.54		\$ 16,483,964.54		\$ 300,000.00		\$ 49.67	\$ 300,049.67	5823
			\$ 4,923,630.28		\$ 4,923,630.28						5824
			1,050.00		1,050.00						5825
			1,132,600.90		1,132,600.90						5826
			22,084.46		22,084.46						5827
			707,675.64		707,675.64						5828
			182,198.93		182,198.93						5829
			4,426,435.16		4,426,435.16						5830
			2,515.50		2,515.50						5831
			1,162,491.26		1,162,491.26						5832
			17,955.03		17,955.03						5833
			633,910.84		633,910.84						5834
			180,524.62		180,524.62						5835
			3,017,721.86		3,017,721.86						5836
			872.00		872.00						5837
			670,289.99		670,289.99						5838
			25,871.93		25,871.93						5839
			200,488.13		200,488.13						5840
			170,004.47		170,004.47						5841
			5,107,205.80		5,107,205.80						5842
			230,020.20		230,020.20						5843
			1,172,707.58		1,172,707.58						5844
			25,814.19		25,814.19						5845
			805,790.39		805,790.39						5846
			300,726.17		300,726.17						5847
			3,060,340.53		3,060,340.53						5848
			785,560.13		785,560.13						5849
			35,236.13		35,236.13						5850
			396,227.72		396,227.72						5851
			193,702.95		193,702.95						5852
			4,026,747.42		4,026,747.42						5853
			1,038,483.42		1,038,483.42						5854
			40,221.39		40,221.39						5855
			551,419.42		551,419.42						5856
			244,002.09		244,002.09						5857
			2,823,271.66		2,823,271.66						5858
			493,805.63		493,805.63						5859
			36,503.93		36,503.93						5860
			274,338.25		274,338.25						5861
			158,883.25		158,883.25						5862
			7,952,007.35		7,952,007.35						5863
			2,100.00		2,100.00						5864
			3,455,739.99		3,455,739.99						5865
			54,894.96		54,894.96						5866
			846,694.69		846,694.69						5867
			647,755.13		647,755.13						5868
			2,681,098.45		2,681,098.45						5869
			817,187.01		817,187.01						5870
			16,540.88		16,540.88						5871
			416,708.41		416,708.41						5872
			145,205.51		145,205.51						5873
			2,858,883.40		2,858,883.40						5874

STATEMENT OF FUNCTIONAL DISBURSEMENTS BY DEPARTMENTS, APPROPRIATIONS, AND ACCOUNTS

Line No.	Fund No.	Dept. and Div. No.	Acct. No.	NAME OF APPROPRIATION OR ACCOUNT	Total Expenditures	OPERATING					
						General Government	Protection to Persons and Property	Hospitals, Health and Sanitation	Development & Conservation of Natural Resources	Highways	
		700-705	CORRECTIONS, DEPARTMENT OF (Continued)								
		703	Major Institutions: (Continued)								
			Marion Correctional Institution— (Continued)								
5875	1	703	1104	Expenses	\$ 653,147.22						
5876	1	703	1106	Operating Capital Outlay	18,117.94						
5877	1	703	1107	Food Products	406,309.95						
5878	1	703	1199	Certifications Forward	98,100.99						
			Lawley Correctional Institution—								
5879	1	703	1201	Salaries	2,421,327.18						
5880	1	703	1204	Expenses	414,759.34						
5881	1	703	1206	Operating Capital Outlay	10,677.03						
5882	1	703	1207	Food Products	238,933.39						
5883	1	703	1299	Certifications Forward	95,362.77						
			Union Correctional Institution—								
5884	1	703	1301	Salaries	8,677,882.27						
5885	1	703	1303	Other Personal Services	6,472.90						
5886	1	703	1304	Expenses	2,125,317.43						
5887	1	703	1306	Operating Capital Outlay	35,099.65						
5888	1	703	1307	Food Products	1,157,314.42						
5889	1	703	1399	Certifications Forward	407,267.12						
			Zephyrhills Correctional Institution—								
5890	1	703	1401	Salaries	1,734,912.15						
5891	1	703	1403	Other Personal Services	1,008.00						
5892	1	703	1404	Expenses	329,498.47						
5893	1	703	1406	Operating Capital Outlay	11,147.04						
5894	1	703	1407	Food Products	179,118.43						
5895	1	703	1499	Certifications Forward	89,860.13						
			Cross City Correctional Institution—								
5896	1	703	1501	Salaries	2,139,399.49						
5897	1	703	1503	Other Personal Services	150.72						
5898	1	703	1504	Expenses	409,421.98						
5899	1	703	1506	Operating Capital Outlay	21,097.76						
5900	1	703	1507	Food Products	224,096.21						
5901	1	703	1599	Certifications Forward	114,437.31						
			River Junction Correctional Institution—								
5902	1	703	1601	Salaries	2,213,057.03						
5903	1	703	1604	Expenses	440,904.83						
5904	1	703	1606	Operating Capital Outlay	22,417.04						
5905	1	703	1607	Food Products	181,284.71						
5906	1	703	1699	Certifications Forward	171,190.49						
			Lantana Correctional Institution—								
5907	1	703	1701	Salaries	1,299,639.42						
5908	1	703	1703	Other Personal Services	15,511.31						
5909	1	703	1704	Expenses	362,680.04						
5910	1	703	1706	Operating Capital Outlay	6,003.28						
5911	1	703	1707	Food Products	144,547.63						
5912	1	703	1799	Certifications Forward	68,274.65						
			Hendry County Correctional Institution—								
5913	1	703	1801	Salaries	1,399,855.54						
5914	1	703	1804	Expenses	380,232.64						
5915	1	703	1806	Operating Capital Outlay	10,101.67						
5916	1	703	1807	Food Products	111,271.47						
5917	1	703	1899	Certifications Forward	55,950.52						
			Dade Correctional Institution—								
5918	1	703	1901	Salaries	2,362,645.95						
5919	1	703	1903	Other Personal Services	3,160.00						
5920	1	703	1904	Expenses	694,065.65						
5921	1	703	1906	Operating Capital Outlay	11,031.73						
5922	1	703	1907	Food Products	360,107.04						
5923	1	703	1999	Certifications Forward	96,325.31						
			Lake Correctional Institution—								
5924	1	703	2001	Salaries	1,833,168.30						
5925	1	703	2004	Other Personal Services	395,833.64						
5926	1	703	2006	Operating Capital Outlay	11,140.95						
5927	1	703	2007	Food Products	233,279.76						
5928	1	703	2099	Certifications Forward	62,576.26						
			Broward Correctional Institution—								
5929	1	703	2101	Salaries	1,947,112.40						
5930	1	703	2103	Other Personal Services	5,800.00						
5931	1	703	2104	Expenses	474,682.04						
5932	1	703	2106	Operating Capital Outlay	8,385.98						
5933	1	703	2107	Food Products	146,936.25						
5934	1	703	2199	Certifications Forward	96,956.14						
			Hillsborough Correctional Institution—								
5935	1	703	2201	Salaries	1,747,564.39						
5936	1	703	2203	Other Personal Services	1,500.00						
5937	1	703	2204	Expenses	421,151.51						
5938	1	703	2206	Operating Capital Outlay	13,506.81						
5939	1	703	2207	Food Products	193,205.80						
5940	1	703	2299	Certifications Forward	82,247.30						
			Indian Correctional Institution—								
5941	1	703	2301	Salaries	1,430,623.68						
5942	1	703	2303	Other Personal Services	16,080.00						

**STATEMENT OF FUNCTIONAL DISBURSEMENTS
BY DEPARTMENTS, APPROPRIATIONS, AND ACCOUNTS**

EXPENDITURES						NON-OPERATING EXPENDITURES					Line No.
Public Welfare	Education	Parks, Monuments & Memorials	Correctional Institutions	Retirements, Pensions and Relief Acts	Total Operating Expenditures	Aid to Cities, Counties and Others	Investments	County and Other Debt Service	Transfers, Refunds and Other Non-Operating	Total Non-Operating Expenditures	
\$	\$	\$	\$ 653,147.22	\$	\$ 653,147.22	\$	\$	\$	\$	\$	5875
			18,117.94		18,117.94						5876
			406,309.95		406,309.95						5877
			98,100.99		98,100.99						5878
			2,421,327.18		2,421,327.18						5879
			414,759.34		414,759.34						5880
			10,677.03		10,677.03						5881
			238,933.39		238,933.39						5882
			95,362.77		95,362.77						5883
			8,677,862.27		8,677,862.27						5884
			6,472.90		6,472.90						5885
			2,125,317.43		2,125,317.43						5886
			35,099.65		35,099.65						5887
			1,157,314.42		1,157,314.42						5888
			407,267.12		407,267.12						5889
			1,734,912.15		1,734,912.15						5890
			1,008.00		1,008.00						5891
			329,498.47		329,498.47						5892
			11,147.04		11,147.04						5893
			179,118.43		179,118.43						5894
			89,860.13		89,860.13						5895
			2,139,399.49		2,139,399.49						5896
			150.72		150.72						5897
			409,421.98		409,421.98						5898
			21,097.76		21,097.76						5899
			224,096.21		224,096.21						5900
			114,437.31		114,437.31						5901
			2,213,057.03		2,213,057.03						5902
			440,904.83		440,904.83						5903
			22,417.04		22,417.04						5904
			161,284.71		161,284.71						5905
			171,190.49		171,190.49						5906
			1,299,639.42		1,299,639.42						5907
			15,511.31		15,511.31						5908
			362,680.04		362,680.04						5909
			6,003.28		6,003.28						5910
			144,547.63		144,547.63						5911
			68,274.65		68,274.65						5912
			1,399,855.54		1,399,855.54						5913
			380,232.64		380,232.64						5914
			10,101.67		10,101.67						5915
			111,271.47		111,271.47						5916
			55,950.52		55,950.52						5917
			2,362,645.95		2,362,645.95						5918
			3,160.00		3,160.00						5919
			694,065.65		694,065.65						5920
			11,031.73		11,031.73						5921
			360,107.04		360,107.04						5922
			96,325.31		96,325.31						5923
			1,833,168.30		1,833,168.30						5924
			395,833.64		395,833.64						5925
			11,140.95		11,140.95						5926
			233,279.76		233,279.76						5927
			62,576.26		62,576.26						5928
			1,947,112.40		1,947,112.40						5929
			5,800.00		5,800.00						5930
			474,682.04		474,682.04						5931
			8,385.98		8,385.98						5932
			146,936.25		146,936.25						5933
			96,956.14		96,956.14						5934
			1,747,564.39		1,747,564.39						5935
			1,500.00		1,500.00						5936
			421,151.51		421,151.51						5937
			13,506.81		13,506.81						5938
			193,205.80		193,205.80						5939
			82,247.30		82,247.30						5940
			1,430,623.68		1,430,623.68						5941
			16,080.00		16,080.00						5942

STATEMENT OF FUNCTIONAL DISBURSEMENTS BY DEPARTMENTS, APPROPRIATIONS, AND ACCOUNTS

Line No.	Fund No.	Dept. and Div. No.	Acct. No.	NAME OF APPROPRIATION OR ACCOUNT	Total Expenditures	OPERATING				
						General Government	Protection to Persons and Property	Hospitals, Health and Sanitation	Development & Conservation of Natural Resources	Highways
700-705										
703										
CORRECTIONS, DEPARTMENT OF (Continued)										
Major Institutions: (Continued)										
Indian River Correctional Institution— (Continued)										
5943	1	703	2304	Expenses	\$ 316,876.53					
5944	1	703	2306	Operating Capital Outlay	31,904.87					
5945	1	703	2307	Food Products	152,001.81					
5946	1	703	2399	Certifications Forward	51,938.47					
Lancaster Correctional Institution—										
5947	1	703	2401	Salaries	1,840,702.31					
5948	1	703	2403	Other Personal Services	2,583.33					
5949	1	703	2404	Expenses	571,988.00					
5950	1	703	2406	Operating Capital Outlay	147,461.13					
5951	1	703	2407	Food Products	96,281.07					
Polk Correctional Institution—										
5952	1	703	2501	Salaries	1,752,094.42					
5953	1	703	2503	Other Personal Services	23,000.00					
5954	1	703	2504	Expenses	507,895.05					
5955	1	703	2506	Operating Capital Outlay	1,611.25					
5956	1	703	2507	Food Products	338,799.50					
5957	1	703	2599	Certifications Forward	99,084.77					
Baker Correctional Institution—										
5958	1	703	2601	Salaries	1,763,620.90					
5959	1	703	2604	Expenses	407,629.44					
5960	1	703	2606	Operating Capital Outlay	16,441.35					
5961	1	703	2607	Food Products	223,173.76					
5962	1	703	2699	Certifications Forward	60,518.15					
Work Release Trust Fund—										
5963	2	703	0712	Transfers	298,197.00					
Federal Aid Trust Fund—										
5964	2	703	1003	Other Personal Services	13,337.74					
5965	2	703	1008	Fixed Capital Outlay	1,647.97					
5966	2	703	1010	FCO—Major Renovations—Berry Dale Forestry Camp	7,465.47					
5967	2	703	1012	Transfers	81,267.00					
5968	2	703	1014	Special Expense	285,264.49					
5969	2	703	1018	FCO—Youthful First Offender—Hillsborough	8,068.95					
5970	2	703	1028	FCO—Low Maintenance Shops JC1	18,841.20					
5971	2	703	1038	FCO—Repairs, Renovations, Additions	22,223.00					
5972	2	703	1058	FCO—LWP Housing, ZC1	117,057.67					
5973	2	703	1068	FCO—LPW Housing, Hernando	378,879.32					
5974	2	703	1098	FCO—LPW Infirmary, GC1	113,592.45					
5975	2	703	1106	Operating Capital Outlay—Major Institution	44,814.97					
5976	2	703	1108	FCO—LPW Vocational Building—Marion	111,572.23					
5977	2	703	1113	FCO—LPW Maintenance Shops AC1	29,524.36					
5978	2	703	1118	FCO—LPW Vocational Building DC1	159,073.30					
5979	2	703	1138	FCO—Disputed Contracts	25,000.00					
5980	2	703	1148	FCO—Lake City	9,507.96					
5981	2	703	1158	FCO—Lawley Correctional Institution	35,206.72					
5982	2	703	1166	FCO—LPW Academic Building APC	4,794.40					
5983	2	703	1178	FCO—Holley City	12,156.31					
5984	2	703	1188	FCO—LPW Vocational Building APC	293,210.42					
5985	2	703	1198	FCO—LPW Replace Community Correctional Center	30,713.08					
5986	Total Major Institutions				\$ 111,212,793.60	\$	\$	\$	\$	\$
704										
Community Facilities and Road Prisons:										
Region 1—										
5987	1	704	0101	Salaries	\$ 1,905,663.74					
5988	1	704	0103	Other Personal Services	24,637.99					
5989	1	704	0104	Expenses	514,225.67					
5990	1	704	0106	Operating Capital Outlay	41,836.71					
5991	1	704	0107	Food Products	321,432.56					
5992	1	704	0199	Certifications Forward	121,327.61					
Region 2—										
5993	1	704	0201	Salaries	1,009,528.69					
5994	1	704	0203	Other Personal Services	7,815.69					
5995	1	704	0204	Expenses	339,255.87					
5996	1	704	0206	Operating Capital Outlay	38,872.61					
5997	1	704	0207	Food Products	185,904.24					
5998	1	704	0299	Certifications Forward	101,757.90					
Region 3—										
5999	1	704	0301	Salaries	696,797.73					
6000	1	704	0303	Other Personal Services	78,129.70					
6001	1	704	0304	Expenses	237,597.10					
6002	1	704	0306	Operating Capital Outlay	21,211.67					
6003	1	704	0307	Food Products	109,812.79					
6004	1	704	0399	Certifications Forward	84,857.94					
Region 4—										
6005	1	704	0401	Salaries	1,495,408.25					
6006	1	704	0403	Other Personal Services	13,424.05					
6007	1	704	0404	Expenses	489,254.14					
6008	1	704	0406	Operating Capital Outlay	41,999.44					
6009	1	704	0407	Food Products	315,689.50					
6010	1	704	0499	Certifications Forward	191,902.24					

**STATEMENT OF FUNCTIONAL DISBURSEMENTS
BY DEPARTMENTS, APPROPRIATIONS, AND ACCOUNTS**

EXPENDITURES						NON-OPERATING EXPENDITURES					Line No.
Public Welfare	Education	Parks, Monuments & Memorials	Correctional Institutions	Retirements, Pensions and Relief Acts	Total Operating Expenditures	Aid to Cities, Counties and Others	Investments	County and Other Debt Service	Transfers, Refunds and Other Non-Operating	Total Non-Operating Expenditures	
\$	\$	\$	\$ 316,876.53	\$	\$ 316,876.53	\$	\$	\$	\$	\$	5943
			31,904.87		31,904.87						5944
			152,001.81		152,001.81						5945
			51,938.47		51,938.47						5946
			1,840,702.31		1,840,702.31						5947
			2,583.33		2,583.33						5948
			571,988.00		571,988.00						5949
			147,461.13		147,461.13						5950
			96,281.07		96,281.07						5951
			1,752,094.42		1,752,094.42						5952
			23,000.00		23,000.00						5953
			507,895.05		507,895.05						5954
			1,611.25		1,611.25						5955
			338,799.50		338,799.50						5956
			99,084.77		99,084.77						5957
			1,763,620.90		1,763,620.90						5958
			407,629.44		407,629.44						5959
			16,441.35		16,441.35						5960
			223,173.76		223,173.76						5961
			60,518.15		60,518.15						5962
								298,197.00		298,197.00	5963
			13,337.74		13,337.74						5964
			1,647.97		1,647.97						5965
			7,465.47		7,465.47						5966
								81,267.00		81,267.00	5967
			285,284.49		285,284.49						5968
			8,068.95		8,068.95						5969
			18,641.20		18,641.20						5970
			22,223.00		22,223.00						5971
			117,057.67		117,057.67						5972
			378,679.32		378,679.32						5973
			113,592.45		113,592.45						5974
			44,614.97		44,614.97						5975
			111,572.23		111,572.23						5976
			29,524.36		29,524.36						5977
			159,073.30		159,073.30						5978
			25,000.00		25,000.00						5979
			9,507.96		9,507.96						5980
			35,206.72		35,206.72						5981
			4,794.40		4,794.40						5982
			12,156.31		12,156.31						5983
			293,210.42		293,210.42						5984
			30,713.08		30,713.08						5985
\$	\$	\$	\$ 110,833,329.60	\$	\$ 110,833,329.60	\$	\$	\$ 379,464.00	\$	\$ 379,464.00	5986
\$	\$	\$	\$ 1,905,663.74	\$	\$ 1,905,663.74	\$	\$	\$	\$	\$	5987
			24,637.99		24,637.99						5988
			514,225.67		514,225.67						5989
			41,836.71		41,836.71						5990
			321,432.56		321,432.56						5991
			121,327.61		121,327.61						5992
			1,009,528.69		1,009,528.69						5993
			7,815.69		7,815.69						5994
			339,255.87		339,255.87						5995
			38,872.61		38,872.61						5996
			185,904.24		185,904.24						5997
			101,757.90		101,757.90						5998
			696,797.73		696,797.73						5999
			78,129.70		78,129.70						6000
			237,597.10		237,597.10						6001
			21,211.67		21,211.67						6002
			109,812.79		109,812.79						6003
			84,657.94		84,657.94						6004
			1,495,408.25		1,495,408.25						6005
			13,424.05		13,424.05						6006
			489,254.14		489,254.14						6007
			41,999.44		41,999.44						6008
			315,889.50		315,889.50						6009
			191,902.24		191,902.24						6010

**STATEMENT OF FUNCTIONAL DISBURSEMENTS
BY DEPARTMENTS, APPROPRIATIONS, AND ACCOUNTS**

Line No.	Fund No.	Dept. and Div. No.	Acct. No.	NAME OF APPROPRIATION OR ACCOUNT	Total Expenditures	OPERATING				
						General Government	Protection to Persons and Property	Hospitals, Health and Sanitation	Development & Conservation of Natural Resources	Highways
700-705 CORRECTIONS, DEPARTMENT OF (Continued)										
704 Community Facilities and Road Prisons: (Continued)										
Region 5—										
6011	1	704	0501	Salaries	\$ 1,457,500.00					
6012	1	704	0503	Other Personal Services	12,107.05					
6013	1	704	0504	Expenses	461,312.74					
6014	1	704	0506	Operating Capital Outlay	85,924.59					
6015	1	704	0507	Food Products	289,948.92					
6016	1	704	0599	Certifications Forward	65,605.45					
6017				Total Community Facilities and Road Prisons	\$ 10,760,542.58					
705 Probation and Parole Commission:										
Community Services—										
Region 1—										
6018	1	705	0101	Salaries	\$ 1,311,151.86					
6019	1	705	0104	Expenses	234,660.57					
6020	1	705	0106	Operating Capital Outlay	5,022.59					
6021	1	705	0120	Special Categories—Cost of Supervision	243,650.00					
6022	1	705	0199	Certifications Forward	42,715.58					
Region 2—										
6023	1	705	0201	Salaries	2,157,996.73					
6024	1	705	0204	Expenses	411,207.56					
6025	1	705	0206	Operating Capital Outlay	10,979.86					
6026	1	705	0299	Certifications Forward	86,426.54					
Region 3—										
6027	1	705	0301	Salaries	1,855,544.01					
6028	1	705	0304	Expenses	309,880.95					
6029	1	705	0306	Operating Capital Outlay	43,776.94					
6030	1	705	0399	Certifications Forward	71,318.31					
Region 4—										
6031	1	705	0401	Salaries	4,148,147.35					
6032	1	705	0404	Expenses	790,642.18					
6033	1	705	0406	Operating Capital Outlay	10,691.36					
6034	1	705	0499	Certifications Forward	128,957.54					
Region 5—										
6035	1	705	0501	Salaries	4,050,075.18					
6036	1	705	0504	Expenses	803,912.28					
6037	1	705	0506	Operating Capital Outlay	17,039.15					
6038	1	705	0599	Certifications Forward	131,205.98					
6039				Total Probation and Parole Commission	\$ 16,865,002.52					
6040				TOTAL DEPARTMENT OF CORRECTIONS	\$ 179,688,926.38					
710-714 LAW ENFORCEMENT, DEPARTMENT OF										
710 Office of the Executive Director and Division of Staff Services:										
6041	1	710	0101	Salaries	\$ 3,155,436.17	\$ 3,155,436.17				
6042	1	710	0103	Other Personal Services	7,429.78	7,429.78				
6043	1	710	0104	Expenses	960,243.27	960,243.27				
6044	1	710	0106	Operating Capital Outlay	185,406.32	185,406.32				
6045	1	710	0191	Data Processing Services	42,238.00	42,238.00				
6046	1	710	0193	Salary Incentive Payment	6,964.98	6,964.98				
6047	1	710	0199	Certifications Forward	162,490.42	162,490.42				
Grants and Donations Trust Fund—										
6048	2	710	0104	Expenses	1,081.60	1,081.60				
6049	2	710	0106	Operating Capital Outlay	57,610.79	57,610.79				
6050	2	710	0199	Certifications Forward	59,581.40	59,581.40				
6051				Total Office of the Executive Director and Division of Staff Services	\$ 4,678,482.73	\$ 4,678,482.73				
712 Division of Criminal Investigations:										
6052	1	712	0101	Salaries	\$ 4,679,012.53		\$ 4,679,012.53			
6053	1	712	0104	Expenses	1,649,274.73		1,649,274.73			
6054	1	712	0106	Operating Capital Outlay	282,164.95		282,164.95			
6055	1	712	0191	Data Processing Services	144,580.00		144,580.00			
6056	1	712	0193	Salary Incentive Payment	46,159.75		46,159.75			
6057	1	712	0199	Certifications Forward	327,475.61		327,475.61			
Grants and Donations Trust Fund—										
6058	2	712	0103	Other Personal Services	858.75		858.75			
6059	2	712	0106	Operating Capital Outlay	392,895.03		392,895.03			
6060	2	712	0111	Refunds	2,379.30					
6061				Total Division of Criminal Investigations	\$ 7,524,800.65		\$ 7,522,421.35			
713 Division of Standards and Training:										
6062	1	713	0101	Salaries	\$ 365,467.69		\$ 365,467.69			
6063	1	713	0103	Other Personal Services	1,755.74		1,755.74			
6064	1	713	0104	Expenses	95,677.21		95,677.21			
6065	1	713	0106	Operating Capital Outlay	11,659.90		11,659.90			

**STATEMENT OF FUNCTIONAL DISBURSEMENTS
BY DEPARTMENTS, APPROPRIATIONS, AND ACCOUNTS**

EXPENDITURES						NON-OPERATING EXPENDITURES					Line No.
Public Welfare	Education	Parks, Monuments & Memorials	Correctional Institutions	Retirements, Pensions and Relief Acts	Total Operating Expenditures	Aid to Cities, Counties and Others	Investments	County and Other Debt Service	Transfers, Refunds and Other Non-Operating	Total Non-Operating Expenditures	
\$	\$	\$	\$ 1,457,500.00	\$	\$ 1,457,500.00	\$	\$	\$	\$	\$	6011
			12,107.05		12,107.05						6012
			461,312.74		461,312.74						6013
			85,924.59		85,924.59						6014
			289,948.92		289,948.92						6015
			65,605.45		65,605.45						6016
\$	\$	\$	\$ 10,760,542.58	\$	\$ 10,760,542.58	\$	\$	\$	\$	\$	6017
\$	\$	\$	\$ 1,311,151.86	\$	\$ 1,311,151.86	\$	\$	\$	\$	\$	6018
			234,660.57		234,660.57						6019
			5,022.59		5,022.59						6020
			243,850.00		243,850.00						6021
			42,715.58		42,715.58						6022
			2,157,996.73		2,157,996.73						6023
			411,207.56		411,207.56						6024
			10,979.86		10,979.86						6025
			86,426.54		86,426.54						6026
			1,855,544.01		1,855,544.01						6027
			309,880.95		309,880.95						6028
			43,776.94		43,776.94						6029
			71,318.31		71,318.31						6030
			4,148,147.35		4,148,147.35						6031
			790,642.18		790,642.18						6032
			10,691.36		10,691.36						6033
			128,957.54		128,957.54						6034
			4,050,075.18		4,050,075.18						6035
			803,912.28		803,912.28						6036
			17,039.15		17,039.15						6037
			131,205.98		131,205.98						6038
\$	\$	\$	\$ 16,865,002.52	\$	\$ 16,865,002.52	\$	\$	\$	\$	\$	6039
\$	\$	\$	\$ 178,960,120.05	\$	\$ 178,960,120.05	\$	\$ 300,000.00	\$	\$ 428,806.33	\$ 728,806.33	6040
\$	\$	\$	\$	\$	\$ 3,155,436.17	\$	\$	\$	\$	\$	6041
					7,429.78						6042
					980,243.27						6043
					185,406.32						6044
					42,238.00						6045
					6,964.98						6046
					182,490.42						6047
					1,081.60						6048
					57,610.79						6049
					59,581.40						6050
\$	\$	\$	\$	\$	\$ 4,678,482.73	\$	\$	\$	\$	\$	6051
\$	\$	\$	\$	\$	\$ 4,679,012.53	\$	\$	\$	\$	\$	6052
					1,649,274.73						6053
					282,184.95						6054
					144,580.00						6055
					46,159.75						6056
					327,475.61						6057
					858.75						6058
					392,895.03						6059
								2,379.30		2,379.30	6060
\$	\$	\$	\$	\$	\$ 7,522,421.35	\$	\$	\$	\$ 2,379.30	\$ 2,379.30	6061
\$	\$	\$	\$	\$	\$ 365,467.89	\$	\$	\$	\$	\$	6062
					1,755.74						6063
					95,677.21						6064
					11,659.90						6065

STATEMENT OF FUNCTIONAL DISBURSEMENTS BY DEPARTMENTS, APPROPRIATIONS, AND ACCOUNTS

Line No.	Fund No.	Dept. and Div. No.	Acct. No.	NAME OF APPROPRIATION OR ACCOUNT	Total Expenditures	OPERATING				
						General Government	Protection to Persons and Property	Hospitals, Health and Sanitation	Development & Conservation of Natural Resources	Highways
LAW ENFORCEMENT, DEPARTMENT OF (Continued)										
Division of Standards and Training: (Continued)										
6066	1	713	0110	Special Categories—Policy Psychological Assessment Grant	\$ 7,500.00	\$	\$ 7,500.00	\$	\$	\$
6067	1	713	0191	Data Processing Services	43,831.00		43,831.00			
6068	1	713	0199	Certifications Forward	14,693.67		14,693.67			
Grants and Donations Trust Fund—										
6069	2	713	0101	Salaries	20,955.53		20,955.53			
6070	2	713	0103	Other Personnel Services	46,078.53		46,078.53			
6071	2	713	0104	Expenses	15,576.33		15,576.33			
6072	2	713	0106	Operating Capital Outlay	2,509.93		2,509.93			
6073	2	713	0112	Transfers	37,555.76					
6074	2	713	0199	Certifications Forward	618.46		618.46			
Law Enforcement Training Trust Fund—										
6075	2	713	0201	Salaries	18,789.70		18,789.70			
6076	2	713	0203	Other Personal Services	5,542.14		5,542.14			
6077	2	713	0204	Expenses	27,024.32		27,024.32			
6078	2	713	0230	Aid to Local Government—Education and Technical Training	723,167.00					
6079	2	713	0299	Certifications Forward	5,355.66		5,355.66			
6080				Total Division of Standards and Training	\$ 1,443,758.57	\$	\$ 683,035.81	\$	\$	\$
Division of Criminal Justice Information System:										
6081	1	714	0101	Salaries	\$ 1,531,199.27	\$	\$ 1,531,199.27	\$	\$	\$
6082	1	714	0104	Expenses	297,180.54		297,180.54			
6083	1	714	0106	Operating Capital Outlay	17,740.16		17,740.16			
6084	1	714	0191	Data Processing Services	3,456,226.00		3,456,226.00			
6085	1	714	0193	Salary Incentive Payment	212.25		212.25			
6086	1	714	0199	Certifications Forward	56,824.74		56,824.74			
Operating Trust Fund—										
6087	2	714	0101	Salaries	136,102.02		136,102.02			
6088	2	714	0104	Expenses	16,769.96		16,769.96			
6089	2	714	0106	Operating Capital Outlay	4,456.00		4,456.00			
6090	2	714	0112	Transfers	101,847.59					
6091	2	714	0199	Certifications Forward	3,630.28		3,630.28			
Law Enforcement Data Center—										
6092	2	714	0301	Salaries	774,877.38		774,877.38			
6093	2	714	0304	Expenses	2,106,006.65		2,106,006.65			
6094	2	714	0306	Operating Capital Outlay	277,082.37		277,082.37			
6095	2	714	0312	Transfers	525,331.00					
6096	2	714	0399	Certifications Forward	54,419.25		54,419.25			
6097				Total Division of Criminal Justice Information System	\$ 9,359,905.46	\$	\$ 8,732,726.87	\$	\$	\$
6098				TOTAL DEPARTMENT OF LAW ENFORCEMENT	\$ 23,006,947.41	\$ 4,678,482.73	\$ 16,938,184.03	\$	\$	\$
GENERAL SERVICES, DEPARTMENT OF										
Office of the Executive Director and Division of Administration:										
6099	1	720	0101	Salaries	\$ 1,132,425.53	\$ 1,132,425.53	\$	\$	\$	\$
6100	1	720	0103	Other Personal Services	2,417.30		2,417.30			
6101	1	720	0104	Expenses	201,949.08		201,949.08			
6102	1	720	0106	Operating Capital Outlay	11,264.18		11,264.18			
6103	1	720	0191	Data Processing Services	67,290.12		67,290.12			
6104	1	720	0199	Certifications Forward	43,247.61		43,247.61			
Ringling Museum of Art—Investment Trust Fund—										
6105	2	720	0212	Transfers	90,000.00					
6106	2	720	0250	Investments	74,700.00					
6107				Total Office of the Executive Director and Division of Administration	\$ 1,623,293.82	\$ 1,458,593.82	\$	\$	\$	\$
Division of Security:										
6108	1	721	0101	Salaries	\$ 1,083,189.47	\$ 1,083,189.47	\$	\$	\$	\$
6109	1	721	0104	Expenses	67,250.89		67,250.89			
6110	1	721	0106	Operating Capital Outlay	1,223.48		1,223.48			
6111	1	721	0193	Salary Incentive Payments	11,345.70		11,345.70			
6112	1	721	0199	Certifications Forward	46,227.59		46,227.59			
6113				Total Division of Security	\$ 1,209,237.13	\$ 1,209,237.13	\$	\$	\$	\$
Division of Purchasing:										
6114	1	722	0101	Salaries	\$ 661,471.02	\$ 661,471.02	\$	\$	\$	\$
6115	1	722	0103	Other Personal Services	1,765.08		1,765.08			
6116	1	722	0104	Expenses	294,339.53		294,339.53			
6117	1	722	0106	Operating Capital Outlay	7,963.50		7,963.50			
6118	1	722	0191	Transfers	158,165.62		158,165.62			
6119	1	722	0199	Certifications Forward	118,847.28		118,847.28			
Grants and Donations Trust Fund—										
6120	2	722	0101	Salaries	62,210.62		62,210.62			
6121	2	722	0104	Expenses	15,331.07		15,331.07			
6122	2	722	0199	Certifications Forward	2,857.74		2,857.74			
6123				Total Division of Purchasing	\$ 1,322,951.46	\$ 1,322,951.46	\$	\$	\$	\$

**STATEMENT OF FUNCTIONAL DISBURSEMENTS
BY DEPARTMENTS, APPROPRIATIONS, AND ACCOUNTS**

EXPENDITURES						NON-OPERATING EXPENDITURES					Line No.
Public Welfare	Education	Parks, Monuments & Memorials	Correctional Institutions	Retirements, Pensions and Relief Acts	Total Operating Expenditures	Aid to Cities, Counties and Others	Investments	County and Other Debt Service	Transfers, Refunds and Other Non-Operating	Total Non-Operating Expenditures	
\$	\$	\$	\$	\$	\$ 7,500.00	\$	\$	\$	\$	\$	6066
					43,831.00						6067
					14,693.67						6068
					20,955.53						6069
					46,078.53						6070
					15,576.33						6071
					2,509.93						6072
					618.46				37,555.76	37,555.76	6073
					18,789.70						6074
					5,542.14						6075
					27,024.32						6076
					5,355.66				723,167.00	723,167.00	6077
					683,035.81				760,722.76	760,722.76	6078
											6079
\$	\$	\$	\$	\$	\$ 883,035.81	\$	\$	\$	\$ 760,722.76	\$ 760,722.76	6080
\$	\$	\$	\$	\$	\$ 1,531,199.27	\$	\$	\$	\$	\$	6081
					297,180.54						6082
					17,740.16						6083
					3,456,226.00						6084
					212.25						6085
					56,824.74						6086
					136,102.02						6087
					16,769.96						6088
					4,456.00						6089
					3,630.28				101,847.59	101,847.59	6090
					774,877.38						6091
					2,106,006.65						6092
					277,082.37						6093
					54,419.25				525,331.00	525,331.00	6094
					8,732,726.87				627,178.59	627,178.59	6095
					21,616,666.76						6096
\$	\$	\$	\$	\$	\$ 8,732,726.87	\$	\$	\$	\$ 627,178.59	\$ 627,178.59	6097
\$	\$	\$	\$	\$	\$ 21,616,666.76	\$	\$	\$	\$ 1,390,280.65	\$ 1,390,280.65	6098
\$	\$	\$	\$	\$	\$ 1,132,425.53	\$	\$	\$	\$	\$	6099
					2,417.30						6100
					201,949.08						6101
					11,264.16						6102
					67,290.12						6103
					43,247.61						6104
									90,000.00	90,000.00	6105
							74,700.00			74,700.00	6106
\$	\$	\$	\$	\$	\$ 1,458,593.82	\$	\$ 74,700.00	\$	\$ 90,000.00	\$ 164,700.00	6107
\$	\$	\$	\$	\$	\$ 1,083,189.47	\$	\$	\$	\$	\$	6108
					67,250.89						6109
					1,223.48						6110
					11,345.70						6111
					46,227.59						6112
\$	\$	\$	\$	\$	\$ 1,209,237.13	\$	\$	\$	\$	\$	6113
\$	\$	\$	\$	\$	\$ 661,471.02	\$	\$	\$	\$	\$	6114
					1,765.08						6115
					294,339.53						6116
					7,963.50						6117
					158,165.62						6118
					118,847.28						6119
					62,210.62						6120
					15,331.07						6121
					2,857.74						6122
\$	\$	\$	\$	\$	\$ 1,322,951.46	\$	\$	\$	\$	\$	6123

**STATEMENT OF FUNCTIONAL DISBURSEMENTS
BY DEPARTMENTS, APPROPRIATIONS, AND ACCOUNTS**

Line No.	Fund No.	Dept. and Div. No.	Acct. No.	NAME OF APPROPRIATION OR ACCOUNT	Total Expenditures	OPERATING				
						General Government	Protection to Persons and Property	Hospitals, Health and Sanitation	Development & Conservation of Natural Resources	Highways
720-729 GENERAL SERVICES, DEPARTMENT OF (Continued)										
723 Division of Electronic Data Processing:										
Administration and Technical Services—										
6124	1	723	0101	Salaries	\$ 508,082.39	\$ 508,082.39	\$	\$	\$	\$
6125	1	723	0103	Other Personal Services	600.00	600.00				
6126	1	723	0104	Expenses	69,064.09	69,064.09				
6127	1	723	0106	Operating Capital Outlay	1,727.46	1,727.46				
6128	1	723	0199	Certifications Forward	18,000.67	18,000.67				
Administrative Management Information Center—										
6129	2	723	0512	Transfers	842,572.98					
6130	2	723	0592	Reissue of 12 Month Old Warrants	7.19					
Justice Management Information Center—										
6131	2	723	0611	Refunds	46,118.62					
6132	2	723	0612	Other Personal Services	80,763.76					
6133	2	723	0699	Certifications Forward	27,002.48	27,002.48				
Bureau of Technical Services/Systems Development—										
Working Capital Trust Fund—										
6134	2	723	1101	Salaries	794,718.54	794,718.54				
6135	2	723	1104	Expenses	35,339.05	35,339.05				
6136	2	723	1106	Operating Capital Outlay	713.46	713.46				
6137	2	723	1110	Special Categories—Overtime Pay	56.00	56.00				
Administrative Management Information Center—										
Working Capital Trust Fund—										
6138	2	723	1201	Salaries	1,391,823.02	1,391,823.02				
6139	2	723	1203	Other Personal Services	101,687.40	101,687.40				
6140	2	723	1204	Expenses	2,396,580.38	2,396,580.38				
6141	2	723	1206	Operating Capital Outlay	12,704.57	12,704.57				
6142	2	723	1210	Special Categories—Overtime Pay	15,047.02	15,047.02				
6143	2	723	1299	Certifications Forward	459,546.84	459,546.84				
Agricultural Management Information Center—										
Working Capital Trust Fund—										
6144	2	723	1301	Salaries	167,648.53	167,648.53				
6145	2	723	1304	Expenses	25,520.31	25,520.31				
6146	2	723	1306	Operating Capital Outlay	484.38	484.38				
Financial Management Information Center—										
Working Capital Trust Fund—										
6147	2	723	1401	Salaries	487,878.57	487,878.57				
6148	2	723	1404	Expenses	283,572.46	283,572.46				
6149	2	723	1406	Operating Capital Outlay	2,267.78	2,267.78				
6150	2	723	1410	Special Categories—Overtime Pay	2,747.11	2,747.11				
Natural Resources Management Information Center—										
Working Capital Trust Fund—										
6151	2	723	1501	Salaries	112,373.80	112,373.80				
6152	2	723	1504	Expenses	124,057.82	124,057.82				
6153	2	723	1506	Operating Capital Outlay	1,185.43	1,185.43				
6154	2	723	1599	Certifications Forward	46,259.00	46,259.00				
Revenue Management Information Center—										
Working Capital Trust Fund—										
6155	2	723	1601	Salaries	173,649.02	173,649.02				
6156	2	723	1604	Expenses	1,087,290.47	1,087,290.47				
6157	2	723	1606	Operating Capital Outlay	3,279.70	3,279.70				
6158	2	723	1610	Special Categories—Overtime Pay	3,379.02	3,379.02				
6159	2	723	1699	Certifications Forward	28,668.00	28,668.00				
Treasurer's Management Information Center—										
Working Capital Trust Fund—										
6160	2	723	1701	Salaries	263,041.32	263,041.32				
6161	2	723	1703	Other Personal Services	255.00	255.00				
6162	2	723	1704	Expenses	264,816.42	264,816.42				
6163	2	723	1706	Operating Capital Outlay	3,070.78	3,070.78				
6164	2	723	1710	Special Categories—Overtime Pay	123.21	123.21				
6165				Total Division of Electronic Data Processing	\$ 19,883,724.05	\$ 8,914,261.50	\$	\$	\$	\$
724 Division of Building Construction and Property Management—										
Operating:										
6166	1	724	0109	Lump Sum—Transfer to Supervision Trust Fund	\$ 4,941,669.00	\$	\$	\$	\$	\$
6167	1	724	0159	Lump Sum—Development and Implementation of State Energy Management Plan	50,000.00					
Supervision Trust Fund—										
6168	2	724	1001	Salaries	4,101,352.14	4,101,352.14				
6169	2	724	1003	Other Personal Services	3,981.32	3,981.32				
6170	2	724	1004	Expenses	1,357,863.25	1,357,863.25				
6171	2	724	1006	Operating Capital Outlay	42,600.35	42,600.35				
6172	2	724	1010	Special Categories—State Utility Payments	2,830,622.41	2,830,622.41				
6173	2	724	1011	Refunds	26,751.50					
6174	2	724	1051	Payment of Debt Service	1,730,000.00					
6175	2	724	1091	Data Processing Services	26,359.10	26,359.10				
6176	2	724	1092	Reissues	191.36					
6177	2	724	1099	Certifications Forward	520,627.11	520,627.11				
Architects Incidental Trust Fund—										
6178	2	724	1301	Salaries	1,052,950.63					
6179	2	724	1303	Other Personal Services	57,122.98					

**STATEMENT OF FUNCTIONAL DISBURSEMENTS
BY DEPARTMENTS, APPROPRIATIONS, AND ACCOUNTS**

EXPENDITURES						NON-OPERATING EXPENDITURES					Line No.
Public Welfare	Education	Parks, Monuments & Memorials	Correctional Institutions	Retirements, Pensions and Relief Acts	Total Operating Expenditures	Aid to Cities, Counties and Others	Investments	County and Other Debt Service	Transfers, Refunds and Other Non-Operating	Total Non-Operating Expenditures	
					\$ 508,082.39						6124
					600.00						6125
					69,064.09						6126
					1,727.46						6127
					18,000.67						6128
									842,572.98	842,572.98	6129
									7.19	7.19	6130
									46,118.62	46,118.62	6131
									80,763.76	80,763.76	6132
					27,002.48						6133
					794,718.54						6134
					35,339.05						6135
					713.46						6136
					56.00						6137
					1,391,823.02						6138
					101,687.40						6139
					2,396,580.38						6140
					12,704.57						6141
					15,047.02						6142
					459,546.84						6143
					167,648.53						6144
					25,520.31						6145
					484.38						6146
					487,878.57						6147
					283,572.46						6148
					2,267.78						6149
					2,747.11						6150
					112,373.80						6151
					124,057.82						6152
					1,185.43						6153
					46,259.00						6154
					173,649.02						6157
					1,087,290.47						6156
					3,279.70						6157
					3,379.02						6158
					28,668.00						6159
					263,041.32						6160
					255.00						6161
					264,816.42						6162
					3,070.78						6163
					123.21						6164
					\$ 8,914,261.50				\$ 969,462.55	\$ 969,462.55	6165
									\$ 4,941,669.00	\$ 4,941,669.00	6166
									50,000.00	50,000.00	6167
					4,101,352.14						6168
					3,981.32						6169
					1,357,863.25						6170
					42,600.35						6171
					2,830,622.41						6172
									26,751.50	26,751.50	6173
								1,730,000.00		1,730,000.00	6174
					26,359.10						6175
									191.36	191.36	6176
					520,627.11						6177
	1,052,950.63				1,052,950.63						6178
	57,122.98				57,122.98						6179

**STATEMENT OF FUNCTIONAL DISBURSEMENTS
BY DEPARTMENTS, APPROPRIATIONS, AND ACCOUNTS**

Line No.	Fund No.	Dept. and Div. No.	Acct. No.	NAME OF APPROPRIATION OR ACCOUNT	Total Expenditures	OPERATING					
						General Government	Protection to Persons and Property	Hospitals, Health and Sanitation	Development & Conservation of Natural Resources	Highways	
		720-729	GENERAL SERVICES, DEPARTMENT OF (Continued)								
		724	Division of Building Construction and Property Management—								
			Operating: (Continued)								
			Architects Incidental Trust Fund— (Continued)								
6180	2	724	1304	Expenses	\$ 173,749.69	\$	\$	\$	\$	\$	
6181	2	724	1306	Operating Capital Outlay	10,564.46						
6182	2	724	1311	Refunds	905.36						
6183	2	724	1350	Purchase of Investments	722,500.00						
6184	2	724	1391	Data Processing Services	30,215.02						
6185	2	724	1392	Reissues	2.50						
6186	2	724	1399	Certifications Forward	50,123.22						
			Capital Center Parking Trust Fund—								
6187	2	724	1501	Salaries	45,861.95	45,861.95					
6188	2	724	1503	Other Personal Services	550.00	550.00					
6189	2	724	1504	Expenses	74,129.72	74,129.72					
6190	2	724	1511	Refunds	2,664.70						
6191	2	724	1550	Investments	290,000.00						
6192	2	724	1591	Data Processing Services	4,636.85	4,636.85					
6193	2	724	1596	Certifications Forward	6,419.08	6,419.08					
Total Division of Building Construction and Property Management—Operating					\$ 18,154,413.70	\$ 9,015,003.28	\$	\$	\$	\$	
6194											
		725	Division of Building Construction and Property Management—								
			Fixed Capital Outlay:								
			Department of Corrections—								
			Dade Correctional Institution—								
6195	1	725	0801	Laundry, Dade Correctional Institution	\$ 24,807.05	\$	\$	\$	\$	\$	
			Florida State Prison—								
6196	1	725	0802	Miscellaneous Repairs and Improvements	95,768.81						
			DeSoto Correctional Institution—								
6197	1	725	0803	Miscellaneous Repairs and Renovations	22,635.29						
			Florida State Prison—								
6198	1	725	0804	Renovation of Minimum Security Unit	17,380.95						
			Cross City Correctional Institution—								
6199	1	725	0805	Improvement to Perimeter Security	2,678.90						
			Glades Correctional Institution—								
6200	1	725	0807	Improvement to Chapel	2,844.50						
			Secretary of State and Department of State—								
			Division of Cultural Affairs—								
			Historic Pensacola Preservation Board—								
6201	1	725	0809	Air Conditioning of Transportation Museum	2,523.00					2,523.00	
6202	1	725	0810	Air Conditioning of Moreno Cottage	2,578.24					2,578.24	
6203	1	725	0811	Development of Pitts Slip Exhibit Area	9,793.07					9,793.07	
			Stephen Foster Memorial, Board of Trustees—								
6204	1	725	0812	Waterproofing and Renovation of Tower Exterior	346.40						
6205	1	725	0813	Improvements to Entrance and Springs	3,750.00						
			Historic Tallahassee Preservation Board—								
6206	1	725	0814	Completion of Air Conditioning System, Brokaw-McDougall House	15,739.26					15,739.26	
			Department of Natural Resources—								
			Major Repairs and Renovations of Laboratory Facilities, Marine Research Laboratory, St. Petersburg			1,443,017.85					1,443,017.85
			Department of Health and Rehabilitative Services—								
6208	1	725	0816	Forensic Unit Planning	88,460.49			88,460.49			
			Department of Corrections—								
6209	1	725	0817	Maximum Security and Reception Institution, Dade County	120,735.50						
6210	1	725	0818	Joint Site Acquisition/Preparation	64,146.20						
6211	1	725	0819	Conversion to Solar Water Heating	4,553.00						
			Department of Education—								
6212	1	725	0820	Conversion to Solar Water Heating	140.00						
			Department of Health and Rehabilitative Services—								
6213	1	725	0821	Conversion to Solar Water Heating	22,358.85			22,358.85			
			Department of Natural Resources—								
6214	1	725	0822	Conversion to Solar Water Heating	1,983.00					1,983.00	
			Department of Health and Rehabilitative Services—								
			Division of Mental Health Services—								
6215	1	725	0901	Electrical Energy Systems, Florida State Hospital	83,688.26			83,688.26			
6216	1	725	0902	Improvements to Forensic Units, Florida State Hospital and South Florida State Hospital	26,980.33			26,980.33			
6217	1	725	0903	Renovation of Hot Water System, Northeast Florida State Hospital	19,489.59			19,489.59			
6218	1	725	0904	Renovation of Children's and Adolescent's Units, South Florida State Hospital	8,292.50			8,292.50			
6219	1	725	0905	Correction of Licensure and Certification Deficiencies, State Mental Hospitals	88,970.93			88,970.93			
			Division of Youth Services—								
6220	1	725	0906	Volusia Detention Center	59,384.63						
6221	1	725	0907	Juvenile Detention Center, Marion County	16,500.00						
6222	1	725	0908	Acquisition and Renovation of Halfway House, Ft. Lauderdale	12,769.00						
6223	1	725	0909	Repairs and Improvements, Jacksonville Youth Development Center	6,919.50						

**STATEMENT OF FUNCTIONAL DISBURSEMENTS
BY DEPARTMENTS, APPROPRIATIONS, AND ACCOUNTS**

EXPENDITURES						NON-OPERATING EXPENDITURES					Line No.
Public Welfare	Education	Parks, Monuments & Memorials	Correctional Institutions	Retirements, Pensions and Relief Acts	Total Operating Expenditures	Aid to Cities, Counties and Others	Investments	County and Other Debt Service	Transfers, Refunds and Other Non-Operating	Total Non-Operating Expenditures	
\$	\$ 173,749.69	\$	\$	\$	\$ 173,749.69	\$	\$	\$	\$	\$	6180
	10,564.46				10,564.46				905.36	905.36	6181
							722,500.00			722,500.00	6182
	30,215.02				30,215.02						6183
	50,123.22				50,123.22				2.50	2.50	6184
											6185
					45,881.95						6186
					550.00						6187
					74,129.72						6188
								2,664.70		2,664.70	6189
							290,000.00			290,000.00	6190
					4,636.85						6191
					6,419.08						6192
\$	\$ 1,374,726.00	\$	\$	\$	\$ 10,389,729.28	\$	\$ 1,012,500.00	\$ 1,730,000.00	\$ 5,022,184.42	\$ 7,764,684.42	6193
\$	\$	\$	\$ 24,807.05	\$	\$ 24,807.05	\$	\$	\$	\$	\$	6194
			95,768.81		95,768.81						6195
			22,635.29		22,635.29						6196
			17,380.95		17,380.95						6197
			2,678.90		2,678.90						6198
			2,844.50		2,844.50						6199
					2,523.00						6200
					2,578.24						6201
					9,793.07						6202
		346.40			346.40						6203
		3,750.00			3,750.00						6204
					15,739.26						6205
					1,443,017.85						6206
					88,460.49						6207
			120,735.50		120,735.50						6208
			64,146.20		64,146.20						6209
			4,553.00		4,553.00						6210
	140.00				140.00						6211
					22,358.85						6212
					1,983.00						6213
					83,688.26						6214
					26,980.33						6215
					19,489.59						6216
					8,292.50						6217
					88,970.93						6218
			59,384.63		59,384.63						6219
			16,500.00		16,500.00						6220
			12,769.00		12,769.00						6221
			6,919.50		6,919.50						6222
											6223

**STATEMENT OF FUNCTIONAL DISBURSEMENTS
BY DEPARTMENTS, APPROPRIATIONS, AND ACCOUNTS**

Line No.	Fund No.	Dept. and Div. No.	Acct. No.	NAME OF APPROPRIATION OR ACCOUNT	Total Expenditures	OPERATING				
						General Government	Protection to Persons and Property	Hospitals, Health and Sanitation	Development & Conservation of Natural Resources	Highways
		720-729		GENERAL SERVICES, DEPARTMENT OF (Continued)						
		725		Division of Building Construction and Property Management—						
				Fixed Capital Outlay: (Continued)						
				Department of Health and Rehabilitative Services— (Continued)						
				Division of Youth Services— (Continued)						
6224	1	725	0910	Repairs and Improvements, Dozier, McPhearson and Okeechobee	\$ 18,621.00					
6225	1	725	0911	Juvenile Detention Center, St. Lucie County	16,500.00					
6226	1	725	0912	Pedestrian Overpass, G. Dozier School, Marianna	8,151.00					
6227	1	725	0913	Repairs and Improvements, Detention Centers	11,983.00					
6228	1	725	0914	Repairs and Improvements, Group Treatment Centers	23,929.10					
6229	1	725	0915	Juvenile Detention Center, Sarasota/Manatee Region	16,500.00					
				Division of Retardation Services—						
6230	1	725	0916	Repairs and Improvements, Retardation Centers	103,893.30			103,893.30		
6231	1	725	0917	Renovation of Continuous Care Unit, Orlando Sunland	1,962.00			1,962.00		
6232	1	725	0918	Medical Service Center, Marianna Sunland	38,554.54			38,554.54		
6233	1	725	0919	Client Program and Service Facilities, Marianna Sunland	5,874.00			5,874.00		
6234	1	725	0920	Improvement of Electrical and Lighting Systems, Miami Sunland	8,014.00			8,014.00		
6235	1	725	0921	Replacement of Clinic, Gainesville Sunland	5,933.00			5,933.00		
				Division of Health Services—						
6236	1	725	0922	Air Conditioning of Hospital, A.G. Holley	22,366.50			22,366.50		
6237	1	725	0923	Repairs and Improvements, A.G. Holley State Hospital	2,010.50			2,010.50		
				Division of Children's Medical Services—						
6238	1	725	0934	Children's Medical Services Center, West Palm Beach	1,099.50			1,099.50		
				Department of Highway Safety and Motor Vehicles—						
6239	1	725	0925	Communications Repair Facility, Lakeland	2,917.00		2,917.00			
6240	1	725	0926	Office Building, Kirkman Complex, Leon County	621,529.54		621,529.54			
6241	1	725	0927	Addition to Patrol Academy, Leon County	75,040.73		75,040.73			
6242	1	725	0928	Acquisition of Leased Drivers License Facility, Highlands County	1,279.35		1,279.35			
6243	1	725	0929	Acquisition of Leased Drivers License Facility, Lake Placid	4,153.54		4,153.54			
6244	1	725	0930	Repairs—Kirkman Building	4,827.10		4,827.10			
6245	1	725	0931	Parking—Florida Highway Patrol Facility—Lakeland	37,390.00		37,390.00			
				Judicial Branch—						
				Supreme Court—						
6246	1	725	0932	Repairs and Improvements, Supreme Court Building	29,835.09	29,835.09				
				District Court of Appeal—						
				Second District Court of Appeal—						
6247	1	725	0934	Miscellaneous Improvements to Court Building	37,338.16	37,338.16				
				Fifth District Court of Appeal—						
6248	1	725	0935	Fifth District Court of Appeal	230,089.80	230,089.80				
				Department of Military Affairs—						
				General Activities—						
6249	1	725	0936	National Guard Armory, Camp Blanding	19,416.76					
				Department of Natural Resources—						
				Division of Marine Resources—						
				Supplemental—Laboratory Building, St. Petersburg						
6250	1	725	0940	Supplemental—Laboratory Building, St. Petersburg	91,963.46				91,963.46	
6251	1	725	0941	Utility and Site Improvements, Lab Complex, St. Petersburg	2,328.00				2,328.00	
6252	1	725	0942	Renovation of Air Conditioning, Lab Complex, St. Petersburg	26,384.46				26,384.46	
6253	1	725	0943	Shellfish Center—Phase II, Apalachicola	183,533.71				183,533.71	
6254	1	725	0944	Headquarters Facility, Rookery Bay National Estuarine Sanctuary (Collier County)	3,280.00				3,280.00	
				Division of Law Enforcement—						
6255	1	725	0945	Marine Patrol and Seafood Marketing Facility, St. Petersburg	4,333.50				4,333.50	
6256	1	725	0946	Completion of the North Florida Marine Shop, Tallahassee	25,609.40				25,609.40	
				Renovating of Marine Patrol and Seafood Marketing Facility, Pensacola						
6257	1	725	0947	Renovating of Marine Patrol and Seafood Marketing Facility, Pensacola	975.00				975.00	
6258	1	725	0949	Renovation of Marine Patrol Station	1,653.90				1,653.90	
				Department of State and Secretary of State—						
				Division of Cultural Affairs—						
6259	1	725	0950	Acquisition and Repair—Coconut Grove Playhouse Property	32,240.38				32,240.38	
				Historic Pensacola Preservation Board—						
6260	1	725	0951	Acquisition of Storage Building, Pensacola	1,072.75				1,072.75	
6261	1	725	0952	Rewiring and Plumbing—Hispanic Building	381.63				381.63	
6262	1	725	0953	Reroofing McCullough Building	386.86				386.86	
6263	1	725	0954	Ringling Museum of Art—						
				Repair Structural Drainage Problem	42,828.27					
				Department of General Services—						
6264	1	725	6018	Florida State Capitol Complex	61,594.75	61,594.75				
6265	1	725	6026	Electrical Distribution—Capitol Center	65,558.15	65,558.15				
				Department of Health and Rehabilitative Services—						
6266	1	725	6063	Major Repair and Improvement	16,607.53			16,607.53		
6267	1	725	6064	Tampa—Mental Health Institute	196,586.57			196,586.57		
				Department of State and Secretary of State—						
				State Archives Library and Museum Building						
6268	1	725	6108	State Archives Library and Museum Building	15,390.69				15,390.69	
				Department of General Services—						
6269	1	725	6215	Capitol Center Parking Facilities	38,830.37	38,830.37				
6270	1	725	6216	Regional Office Building in Dade County	1,176.06	1,176.06				
6271	1	725	6217	Regional Office Building in Hillsborough County	274,362.54	274,362.54				
				Department of Corrections—						
				Florida State Prison—						
6272	1	725	6234	Administrative Facilities	9,572.73					
				Department of Agriculture and Consumer Services—						
				Division of Forestry—						
6273	1	725	6410	Ranger Residence—Big Pine Key	353.59				353.59	

**STATEMENT OF FUNCTIONAL DISBURSEMENTS
BY DEPARTMENTS, APPROPRIATIONS, AND ACCOUNTS**

EXPENDITURES						NON-OPERATING EXPENDITURES					Line No.
Public Welfare	Education	Parks, Monuments & Memorials	Correctional Institutions	Retirements, Pensions and Relief Acts	Total Operating Expenditures	Aid to Cities, Counties and Others	Investments	County and Other Debt Service	Transfers, Refunds and Other Non-Operating	Total Non-Operating Expenditures	
			\$ 18,621.00		\$ 18,621.00						6224
			16,500.00		16,500.00						6225
			8,151.00		8,151.00						6226
			11,983.00		11,983.00						6227
			23,929.10		23,929.10						6228
			16,500.00		16,500.00						6229
					103,893.30						6230
					1,962.00						6231
					38,554.54						6232
					5,874.00						6233
					8,014.00						6234
					5,933.00						6235
					22,366.50						6236
					2,010.50						6237
					1,099.50						6238
					2,917.00						6239
					621,529.54						6240
					75,040.73						6241
					1,279.35						6242
					4,153.54						6243
					4,827.10						6244
					37,390.00						6245
					29,835.09						6246
					37,338.16						6247
					230,089.80						6248
			19,416.76		19,416.76						6249
					91,963.46						6250
					2,328.00						6251
					26,384.46						6252
					183,533.71						6253
					3,280.00						6254
					4,333.50						6255
					25,609.40						6256
					975.00						6257
					1,653.90						6258
					32,240.38						6259
					1,072.75						6260
					381.63						6261
					386.86						6262
	42,828.27				42,828.27						6263
					61,594.75						6264
					65,558.15						6265
					16,607.53						6266
					196,586.57						6267
					15,390.69						6268
					38,830.37						6269
					1,176.06						6270
					274,362.54						6271
			9,572.73		9,572.73						6272
					353.59						6273

**STATEMENT OF FUNCTIONAL DISBURSEMENTS
BY DEPARTMENTS, APPROPRIATIONS, AND ACCOUNTS**

Line No.	Fund No.	Dept. and Div. No.	Acct. No.	NAME OF APPROPRIATION OR ACCOUNT	Total Expenditures	OPERATING				
						General Government	Protection to Persons and Property	Hospitals, Health and Sanitation	Development & Conservation of Natural Resources	Highways
		720-729		GENERAL SERVICES, DEPARTMENT OF (Continued)						
		725		Division of Building Construction and Property Management—						
				Fixed Capital Outlay: (Continued)						
				Department of Education—						
				Division of Universities—						
6274	1	725	6420	University of Florida Health Center Renovation	\$ 11,599.77	\$	\$	\$	\$	\$
6275	1	725	6422	Repairs to Dormitories	5,886.90
				Department of General Services—						
6276	1	725	6424	Capitol Center Electrical Distribution System	120,406.36	120,406.36
6277	1	725	6428	Regional Office Facility—Planning, Land Acquisition and Construction—Duval County	449,415.28	449,415.28
6278	1	725	6429	Regional Office Facility—Planning, Land Acquisition and Construction—Escambia County	21,379.96	21,379.96
6279	1	725	6430	Regional Office Facility—Planning, Land Acquisition and Construction—Palm Beach County	16,756.54	16,756.54
6280	1	725	6431	Regional Office Facility—Planning, Land Acquisition and Construction—Broward County	8,695.18	8,695.18
				Department of Corrections—						
6281	1	725	6451	Apalachee Correctional Institution— Perimeter Security	43,578.96
				Department of Health and Rehabilitative Services—						
				Division of Youth Services—						
6282	1	725	6461	Fire Safety Deficiencies—Corrections, Various Locations	3,489.25
				Division of Mental Health—						
6283	1	725	6469	Correction of Hospital Deficiencies for Licensing	20,452.97	20,452.97
6284	1	725	6470	South Florida State Hospital— Renovation of Forensic Wards	79,998.38	79,998.38
6285	1	725	6472	Major Repairs and Renovations	20,223.86	20,223.86
6286	1	725	6473	Florida State Hospital— Major Repairs and Renovations	12,000.00	12,000.00
6287	1	725	6484	Division of Retardation— Correction of Hospital Deficiencies for Licensing	9,274.30	9,274.30
				Department of Natural Resources—						
				Division of Marine Resources—						
6288	1	725	6517	Marine Resources Laboratory Planning—Pinellas County	150.27	150.27
				Department of Health and Rehabilitative Services—						
				Division of Youth Services—						
6289	1	725	6530	Inflationary Costs—County Youth Detention Projects	20,319.72
				Division of Administrative Services—						
6290	1	725	7506	Elimination of Life Safety Fire Hazards Statewide	54,679.90	54,679.90
				Department of Corrections—						
				Union Correctional Institution—						
6291	1	725	7508	Kitchen and Dining Facilities	2,230.58
6292	1	725	7509	Expand Hillsborough Youthful First Offender Institution	47,483.18
				New Institutions—						
6293	1	725	7510	One 50 Bed Addition	7,825.40
				Avon Park Correctional Institution—						
6294	1	725	7511	Facility for 300 Bed Unit	228,243.94
6295	1	725	7512	Two 300-Bed Unit Plan	271,042.00
6296	1	725	7513	Apalachee, Cross City, Florida, and Union Correctional Institutions— Miscellaneous Renovations and Improvements	5,716.78
				Department of Health and Rehabilitative Services—						
				Leon Regional Detention Facility—						
6297	1	725	7519	Additional Facilities and Renovations	9,337.39
				Division of Mental Health—						
				Florida State Hospital—						
6298	1	725	7525	Improvement to Utility System	1,122.45	1,122.45
6299	1	725	7609	Renovation and Repair, Training Schools	39,028.61	39,028.61
6300	1	725	7610	Port St. Joe Park—Phase IV	1,410.52
				Renovation and Conversion of W.T. Edwards Hospital to District Offices	499,838.96	499,838.96
6302	1	725	7612	Security Fence, Florida School for Boys—Okeechobee	21,467.89
6303	1	725	7615	Correction of Fire Safety Deficiencies, Orlando Sunland	809.00	809.00
6304	1	725	7616	Renovation and Replacement of Laundry Equipment—FSH	71.32	71.32
6305	1	725	7617	Cottage Improvements for ICF, Retardation Centers	84,418.83	84,418.83
6306	1	725	7626	Major Repairs and Renovations, Northeast Florida State Hospital	5,600.55	5,600.55
6307	1	725	7627	Major Repairs and Renovations, South Florida State Hospital	71,708.51	71,708.51
6308	1	725	7629	Renovation of Cottage Air Conditioning, Gainesville Sunland	3,957.09	3,957.09
6309	1	725	7630	Renovation of Cottage Heating, Gainesville Sunland	33,143.77	33,143.77
6310	1	725	7632	Hospital Renovation, Santa Rosa County	50,567.29	50,567.29
				Department of Corrections—						
				New Institution for 900 Inmates—Polk County	1,127,168.15
6312	1	725	7642	Major Repairs and Renovations—DeSoto County	5,257.53
6313	1	725	7645	Addition to Sewage System—Avon Park	9,014.88
6314	1	725	7647	Major Repairs and Improvements—Florida State Prison	2,117.36
6315	1	725	7648	Replacement of Boiler—Florida State Prison	6,283.79
6316	1	725	7649	Addition of Confinement Facilities—Women's Unit	49,516.28
6317	1	725	7650	Renovation to Electrical Distribution Systems—Reception and Medical Center	30.00
				Department of Agriculture and Consumer Services—						
				Division of Forestry—						
6318	1	725	7702	Relocation of District Facilities	30,491.15	30,491.15

**STATEMENT OF FUNCTIONAL DISBURSEMENTS
BY DEPARTMENTS, APPROPRIATIONS, AND ACCOUNTS**

EXPENDITURES						NON-OPERATING EXPENDITURES					Line No.
Public Welfare	Education	Parks, Monuments & Memorials	Correctional Institutions	Retirements, Pensions and Relief Acts	Total Operating Expenditures	Aid to Cities, Counties and Others	Investments	County and Other Debt Service	Transfers, Refunds and Other Non-Operating	Total Non-Operating Expenditures	
\$	\$ 11,599.77	\$	\$	\$	\$ 11,599.77	\$	\$	\$	\$	\$	6274
	5,886.90				5,886.90						6275
					120,406.36						6276
					449,415.28						6277
					21,379.96						6278
					16,756.54						6279
					8,695.18						6280
			43,578.96		43,578.96						6281
			3,469.25		3,469.25						6282
					20,452.97						6283
					79,998.38						6284
					20,223.86						6285
					12,000.00						6286
					9,274.30						6287
					150.27						6288
			20,319.72		20,319.72						6289
					54,679.90						6290
			2,230.58		2,230.58						6291
			47,483.18		47,483.18						6292
			7,825.40		7,825.40						6293
			228,243.94		228,243.94						6294
			271,042.00		271,042.00						6295
			5,716.78		5,716.78						6296
			9,337.39		9,337.39						6297
					1,122.45						6298
					39,028.61						6299
		1,410.52			1,410.52						6300
					499,838.96						6301
			21,467.89		21,467.89						6302
					809.00						6303
					71.32						6304
					84,418.83						6305
					5,600.55						6306
					71,708.51						6307
					3,957.09						6308
					33,143.77						6309
					50,567.29						6310
			1,127,168.15		1,127,168.15						6311
			5,257.53		5,257.53						6312
			9,014.88		9,014.88						6313
			2,117.36		2,117.36						6314
			6,283.79		6,283.79						6315
			49,516.28		49,516.28						6316
			30.00		30.00						6317
					30,491.15						6318

STATEMENT OF FUNCTIONAL DISBURSEMENTS BY DEPARTMENTS, APPROPRIATIONS, AND ACCOUNTS

Line No.	Fund No.	Dept. and Div. No.	Acct. No.	NAME OF APPROPRIATION OR ACCOUNT	Total Expenditures	OPERATING				
						General Government	Protection to Persons and Property	Hospitals, Health and Sanitation	Development & Conservation of Natural Resources	Highways
720-729 GENERAL SERVICES, DEPARTMENT OF (Continued)										
725 Division of Building Construction and Property Management— Fixed Capital Outlay: (Continued)										
Department of Commerce—										
Division of Tourism—										
6319	1	725	7704	I-75 Welcome Station, Jennings	\$ 251,504.32				\$ 251,504.32	
Department of Community Affairs—										
Division of Disaster Preparedness—										
6320	1	725	7705	West Florida Emergency Operating Center, DeFuniak Springs	1,050.71	1,050.71				
Game and Fresh Water Commission—										
6321	1	725	7707	Addition to Regional Office, West Palm Beach	11,251.86				11,251.86	
6322	1	725	7708	Addition to Regional Office, Panama City	190,011.50				190,011.50	
Department of General Services—										
Division of Building Construction and Property Management—										
Major Repairs and Renovations, Bloxham, Bloxham Annex A and McCarty Buildings										
6323	1	725	7713		63,130.00	63,130.00				
6324	1	725	7714	Purchases of State Office Buildings in Leon County	1,481,053.24	1,481,053.24				
Department of Health and Rehabilitative Services—										
Purchase of Start Center, Titusville					2,027.00			2,027.00		
6326	1	725	7718	Purchase of Group Treatment Facility, Duval	49,721.48			49,721.48		
6327	1	725	7719	Purchase of Group Treatment Facility, Seminole	24,450.71			24,450.71		
6328	1	725	7720	Renovation and Air Conditioning Building 29, Florida State Hospital	184,562.91			184,562.91		
6329	1	725	7721	Major Repairs of Utility Systems, North Florida State Hospital	7,758.91			7,758.91		
Major Repairs and Improvements, G. Pierce Wood Memorial Hospital										
6330	1	725	7723		60,611.03			60,611.03		
6331	1	725	7723	Renovations for Licensure Certification, Florida State Hospital	31,576.02			31,576.02		
6332	1	725	7724	Sunland Recreational Park—Phase V, Port St. Joe	85,297.00			85,297.00		
6333	1	725	7725	Renovation of Offices in State Office Building, Winter Park	900.00	900.00				
Planning the Renovation of the Main Building										
6334	1	725	7726	Tallahassee Sunland	3,850.00	3,850.00				
6335	1	725	7727	Major Repairs and Renovations, W.T. Edwards Complex	118,223.47			118,223.47		
Renovation of Electrical System, Group Treatment Facility, Orange										
6336	1	725	7731		18.18			18.18		
6337	1	725	7731	Renovation of ICF Cottages for 428 Clients, Sunland Centers	599,488.95			599,488.95		
6338	1	725	7733	Planning Medical Service Center, Marianna	4,119.00			4,119.00		
6339	1	725	7734	Planning Recreation Facilities, Marianna	100.00			100.00		
Completion of Air Conditioning, South Florida State Hospital, North Florida State Hospital, Florida State Hospital										
6340	1	725	7737	Repairs and Improvements to the Electrical Distribution Systems, Florida State Hospital	2,260,403.96			2,260,403.96		
6341	1	725	7741	Renovation of Sheltered Workshop, Orlando Sunland	34,806.54			34,806.54		
6342	1	725	7742	Sheltered Workshop, Ft. Myers Sunland	18,547.82			18,547.82		
6343	1	725	7742		149,747.38			149,747.38		
6344	1	725	7743	Renovation of Regional Lab for Licensure, A.G. Holley Hospital	13,185.92			13,185.92		
Relocation and Renovation of Public Health Laboratory, Tallahassee										
6345	1	725	7745		1,509.37			1,509.37		
Department of Highway Safety and Motor Vehicles—										
Patrol Station and Driver License Office, Cross City					142,640.94			142,640.94		
6346	1	725	7751							
6347	1	725	7752	Patrol Station and Driver License Office, Crestview	101,831.74			101,831.74		
Judicial Branch—										
Supreme Court—										
Renovation and Improvement of Air Conditioning System, Supreme Court Building					65,992.48	65,992.48				
6348	1	725	7755							
Department of Military Affairs—										
6349	1	725	7765	National Guard Armory, Miami	483,774.26			483,774.26		
6350	1	725	7766	Planning for National Guard Armory, West Palm Beach	2,069.23			2,069.23		
Department of Natural Resources—										
Division of Marine Resources—										
6351	1	725	7769	Office Building and Laboratory—Franklin County	130,027.00			130,027.00		
Division of Law Enforcement—										
6352	1	725	7770	Marine Maintenance Shop, Tallahassee	31,198.46			31,198.46		
Department of State and Secretary of State—										
Division of Corporations—										
Power and Telephone Distribution on the Upper Floor, New Capitol Building					12,223.13	12,223.13				
6353	1	725	7771							
Division of Cultural Affairs—										
Renovation to Accommodate the Physically Handicapped—										
6354	1	725	7772	Ringling, Museum of Arts	6,240.23					
Department of General Services—										
6355	1	725	7773	Restoration and Preservation of Old Capitol	780,440.89	780,440.89				
Department of Agriculture and Consumer Services—										
Division of Forestry—										
Five Caretaker Residences, Withlacoochee State Forest (3) and Blackwater River State Forest (2)					92,437.30			92,437.30		
6356	1	725	7802							
6357	1	725	7804	Two Equipment Sheds, Withlacoochee State Forest	30,239.59			30,239.59		
6358	1	725	7805	Equipment Shed, Blackwater River State Forest	15,560.00			15,560.00		
6359	1	725	7807	Blackwater River State Forest Wells and Water System	344.97			344.97		
6360	1	725	7808	Perimeter Fence for Headquarters, Bradenton	290.86			290.86		
6361	1	725	7809	Boundary Fence, Talquin Forest	3,532.51			3,532.51		
Game and Fresh Water Fish Commission—										
Six Radio Antenna Support Structures					115,514.08			115,514.08		
6362	1	725	7810							
6363	1	725	7811	Regional Office Annex, Ocala	24,626.20			24,626.20		
6364	1	725	7812	Renovation of Regional Office, Lakeland	12,473.41			12,473.41		

**STATEMENT OF FUNCTIONAL DISBURSEMENTS
BY DEPARTMENTS, APPROPRIATIONS, AND ACCOUNTS**

EXPENDITURES						NON-OPERATING EXPENDITURES					Line No.
Public Welfare	Education	Parks, Monuments & Memorials	Correctional Institutions	Retirements, Pensions and Relief Acts	Total Operating Expenditures	Aid to Cities, Counties and Others	Investments	County and Other Debt Service	Transfers, Refunds and Other Non-Operating	Total Non-Operating Expenditures	
\$	\$	\$	\$	\$	\$ 251,504.32	\$	\$	\$	\$	\$	6319
					1,050.71						6320
					11,251.86						6321
					190,011.50						6322
					63,130.00						6323
					1,481,053.24						6324
					2,027.00						6325
					49,721.48						6326
					24,450.71						6327
					184,582.91						6328
					7,758.91						6329
					60,611.03						6330
					31,576.02						6331
					85,297.00						6332
					900.00						6333
					3,850.00						6334
					118,223.47						6335
					18.18						6336
					599,488.95						6337
					4,119.00						6338
					100.00						6339
					2,260,403.96						6340
					34,806.54						6341
					18,547.82						6342
					149,747.38						6343
					13,185.92						6344
					1,509.37						6345
					142,640.94						6346
					101,831.74						6347
					65,992.48						6348
					483,774.26						6349
					2,069.23						6350
					130,027.00						6351
					31,198.46						6352
					12,223.13						6353
	6,240.23				6,240.23						6354
					780,440.89						6355
					92,437.30						6356
					30,239.59						6357
					15,560.00						6358
					344.97						6359
					290.86						6360
					3,532.51						6361
					115,514.08						6362
					24,626.20						6363
					12,473.41						6364

STATEMENT OF FUNCTIONAL DISBURSEMENTS BY DEPARTMENTS, APPROPRIATIONS, AND ACCOUNTS

Line No.	Fund No.	Dept. and Div. No.	Acct. No.	NAME OF APPROPRIATION OR ACCOUNT	Total Expenditures	OPERATING				
						General Government	Protection to Persons and Property	Hospitals-Health and Sanitation	Development & Conservation of Natural Resources	Highways
		720-729	GENERAL SERVICES, DEPARTMENT OF (Continued)							
		725	Division of Building Construction and Property Management—							
			Fixed Capital Outlay: (Continued)							
			Game and Fresh Water Fish Commission— (Continued)							
6365	1	725	7813	Office Building, Okeechobee	\$ 5,726.09	\$	\$	\$	\$ 5,726.09	\$
6366	1	725	7814	Improvements to Bryant Building	13,990.19				13,990.19	
			Department of General Services—							
			Division of Building Construction and Property Management—							
6367	1	725	7815	Facilities to Accommodate the Handicapped	48,410.36	40,410.36				
6368	1	725	7816	Improvements to Carlton Building	210.00	210.00				
6369	1	725	7817	Acquisition of Land, Capitol Center and Environs of Governor's Mansion	97,483.20	97,483.20				
6370	1	725	7818	Improvements to Graham Building, Miami	57,508.97	57,508.97				
6371	1	725	7819	Comprehensive and Long Range Plan for the Capitol Center—Phase II	47,804.99	47,804.99				
6372	1	725	7820	Solar Energy Utilization (ERDA) Pilot Project, Johns Building	10,716.50	10,716.50				
6373	1	725	7821	Demolition, Whitfield, Miles Johnson and Center Buildings	33,862.50	33,862.50				
6374	1	725	7823	Energy Conservation, State Office Buildings	2,810.77	2,810.77				
6375	1	725	7824	Senate Crosswalk to New Capitol	132.99	132.99				
			Department of Health and Rehabilitative Services—							
6376	1	725	7825	Fixed Equipment—Health Laboratory, Tallahassee	37,901.36			37,901.36		
6377	1	725	7826	Correction of Licensure and Certification Deficiencies, State Mental Hospitals	571,513.69			571,513.69		
6378	1	725	7827	Renovation to Provide An Extended Cure Facility/Florida State Hospital	375,865.78			375,865.78		
6379	1	725	7828	Renovation of Facilities for the Retarded Defendant/Offender	30,050.91			30,050.91		
6380	1	725	7829	Conversion of Air Conditioning and Heating Systems, Gainesville Sunland	425,124.12			425,124.12		
6381	1	725	7830	Human Services Center, Belle Glade	37,597.56			37,597.56		
6382	1	725	7831	Regional Juvenile Detention Centers	967,165.38					
6383	1	725	7832	Regional Detention Center—Volusia	65,310.00					
6384	1	725	7833	Regional Detention Center—Seminole	59,225.00					
6385	1	725	7834	Regional Detention Center—Pinellas	167,643.69					
6386	1	725	7835	Major Repairs and Improvements, State Mental Hospitals	184,138.30			184,138.30		
6387	1	725	7836	Roof Replacement, Miami Sunland	254,279.52			254,279.52		
6388	1	725	7837	Repairs and Improvements, Group Treatment Centers	158,606.69					
6389	1	725	7838	Expand Cafeteria, Fort Myers Sunland	4,664.80			4,664.80		
6390	1	725	7839	Repairs and Improvements, Detention Centers	2,196.14					
6391	1	725	7840	Repairs and Improvements of Retardation Centers, Jacksonville and St. Petersburg	87,460.52			87,460.52		
6392	1	725	7841	Correction of Fire Safety Deficiencies, Okeechobee	71,708.56					
6393	1	725	7842	Repairs and Renovations of Pearl Street Complex, Jacksonville	34,209.95			34,209.95		
6394	1	725	7843	Renovation of Sewer System, Gainesville Sunland	96,460.03			96,460.03		
6395	1	725	7844	Renovation of Sewer System, Okeechobee	140,801.03					
6396	1	725	7845	Acquisition of Duval House, Jacksonville	36,921.21					
6397	1	725	7846	Safety Fence, South Florida State Hospital	26,616.00			26,616.00		
6398	1	725	7847	Repairs and Renovations, Gainesville Sunland	25,110.90			25,110.90		
6399	1	725	7848	Replacement of Air Conditioning—Dental and Pharmacy, G. Pierce Wood Hospital	3,723.01			3,723.01		
6400	1	725	7850	Improvements for Collocation, Quincy—Marianna—Jacksonville	107,321.26	107,321.26				
6401	1	725	7851	Study of Electrical Energy Systems, Florida State Hospital	10,235.00			10,235.00		
6402	1	725	7852	Repairs to Water Plant, South Florida State Hospital	10,524.00			10,524.00		
6403	1	725	7853	Planning—Public Health Laboratories, West Palm Beach and Central Florida	45,948.51			45,948.51		
6404	1	725	7854	Safety Fence, Gainesville Sunland	1,987.59			1,987.59		
6405	1	725	7855	Renovation of Annex Building, Tallahassee Sunland	61,334.61			61,334.61		
6406	1	725	7857	Water Treatment System, Okeechobee	40,342.11					
6407	1	725	7858	Replacement of Roof—Laundry Building, W.T. Edwards	10,546.50					
6408	1	725	7859	Replacement of Windows, A.G. Holley State Hospital	193,545.59			193,545.59		
6409	1	725	7860	Gymnasium, Marianna Sunland	163,802.85			163,802.85		
6410	1	725	7861	Santa Rosa Geriatric Treatment Facility	15,815.96					
6411	1	725	7862	Recreation Park for the Handicapped—St. Joseph Peninsula—Phase VI	66,919.15					
			Department of Highway Safety and Motor Vehicles—							
6412	1	725	7864	Driver License Mobile Offices	60,612.50		60,612.50			
6413	1	725	7865	Patrol, Driver Licenses and Motor Vehicle Offices, Bradenton	179,005.58		179,005.58			
6414	1	725	7866	Patrol and Drivers License Office, Brooksville	10,435.98		10,435.98			
6415	1	725	7867	Florida Highway Patrol Station/Escambia	233,961.96		233,961.96			
			Judicial Branch—							
			Supreme Court—							
6416	1	725	7868	Replacement of Air Handling Units, Supreme Court Building	59,374.76	59,374.76				
			District Court of Appeals							
			First District Court of Appeals—							
6417	1	725	7869	First District Court Building, Tallahassee	772,231.80	772,231.80				
			Fourth District Court of Appeals—							
6418	1	725	7871	Completion of New Wing	13,430.77	13,430.77				
			Department of Military Affairs—							
			General Activities—							
6419	1	725	7873	Planning National Guard Amory, Camp Blanding	12,399.85		12,399.85			
			Department of Natural Resources—							
			Division of Law Enforcement—							
6420	1	725	7875	Storage Building and Security Compound, District Ten	13.67		13.67			
6421	1	725	7876	Marine Patrol Boat Dock, District Six	8,694.45			8,694.45		

**STATEMENT OF FUNCTIONAL DISBURSEMENTS
BY DEPARTMENTS, APPROPRIATIONS, AND ACCOUNTS**

EXPENDITURES						NON-OPERATING EXPENDITURES					Line No.
Public Welfare	Education	Parks, Monuments & Memorials	Correctional Institutions	Retirements, Pensions and Relief Acts	Total Operating Expenditures	Aid to Cities, Counties and Others	Investments	County and Other Debt Service	Transfers, Refunds and Other Non-Operating	Total Non-Operating Expenditures	
\$	\$	\$	\$	\$	\$ 5,726.09	\$	\$	\$	\$	\$	6365
					13,990.19						6366
					40,410.36						6367
					210.00						6368
					97,483.20						6369
					57,508.97						6370
					47,804.99						6371
					10,716.50						6372
					33,862.50						6373
					2,810.77						6374
					132.99						6375
					37,901.36						6376
					571,513.69						6377
					375,865.78						6378
					30,050.91						6379
					425,124.12						6380
					37,597.56						6381
			967,165.38		967,165.38						6382
			65,310.00		65,310.00						6383
			59,225.00		59,225.00						6384
			167,643.69		167,643.69						6385
					184,138.30						6386
					254,279.52						6387
158,606.69					158,606.69						6388
					4,664.80						6389
			2,196.14		2,196.14						6390
					87,460.52						6391
			71,708.56		71,708.56						6392
					34,209.95						6393
					96,460.03						6394
			140,801.03		140,801.03						6395
36,921.21					36,921.21						6396
					26,616.00						6397
					25,110.90						6398
					3,723.01						6399
					107,321.26						6400
					10,235.00						6401
					10,524.00						6402
					45,948.51						6403
					1,987.59						6404
					61,334.61						6405
			40,342.11		40,342.11						6406
			10,546.50		10,546.50						6407
					193,545.59						6408
					163,802.85						6409
15,815.96					15,815.96						6410
66,919.15					66,919.15						6411
					60,612.50						6412
					179,005.58						6413
					10,435.98						6414
					233,961.96						6415
					59,374.76						6416
					772,231.80						6417
					13,430.77						6418
					12,399.85						6419
					13.67						6420
					8,694.45						6421

**STATEMENT OF FUNCTIONAL DISBURSEMENTS
BY DEPARTMENTS, APPROPRIATIONS, AND ACCOUNTS**

Line No.	Fund No.	Dept. and Div. No.	Acct. No.	NAME OF APPROPRIATION OR ACCOUNT	Total Expenditures	OPERATING				
						General Government	Protection to Persons and Property	Hospitals, Health and Sanitation	Development & Conservation of Natural Resources	Highways
			720-729	GENERAL SERVICES, DEPARTMENT OF (Continued)						
			725	Division of Building Construction and Property Management—						
				Fixed Capital Outlay: (Continued)						
				Department of Natural Resources— (Continued)						
				Division of Law Enforcement— (Continued)						
6422	1	725	7877	Marine Patrol Station, District Eight, Duval County	\$ 57,929.87	\$	\$	\$	\$ 57,929.87	\$
6423	1	725	7878	Marine Maintenance Shop, Southeast Florida	88,305.56				88,305.56	
			7879	Site Development and Fire Deficiencies Marine						
6424				Maintenance Shop, Tallahassee	75,259.00				75,259.00	
				Department of Corrections—						
6425	1	725	7880	Correction of Fire Safety Deficiencies, Community Facilities	8,737.25					
6426	1	725	7881	Supplemental—Previously Funded Projects	447,818.94					
				Zephyrhills Correctional Institution—						
6427	1	725	7882	Land Acquisition and Improvements	128,081.48					
				Glades Correctional Institution—						
6428	1	725	7883	Addition to Confinement Facilities	8,708.50					
				Sumter Correctional Institution—						
6429	1	725	7884	Additions and Renovations, Security Facilities	14,272.00					
				Union Correctional Institution—						
6430	1	725	7886	Miscellaneous Repairs and Renovations	38,060.58					
				Hendry Correctional Institution—						
6431	1	725	7887	Mobile Home Park	14,500.00					
				Reception and Medical Center—						
6432	1	725	7888	Miscellaneous Repairs and Improvements	51,535.40					
				Apalachee Correctional Institution—						
6433	1	725	7889	Major Repairs and Renovations	41,164.26					
				Avon Park Correctional Institution—						
6434	1	725	7890	Miscellaneous Repairs and Renovations	4,306.50					
				Florida State Prison—						
6435	1	725	7891	Renovation of Controls on Heating and Ventilation Systems	104,363.22					
				Apalachee Correctional Institution—						
6436	1	725	7892	Renovation of Electrical Distribution System	187,801.61					
				Lake Correctional Institution—						
6437	1	725	7893	Acquisition of Land	38,554.00					
				River Junction Correctional Institution—						
6438	1	725	7894	Miscellaneous Repairs and Renovations	24,211.24					
				Road Prisons—						
6439	1	725	7895	Miscellaneous Repairs and Renovations	116,620.66					
				Community Correctional Centers—						
6440	1	725	7896	Miscellaneous Repairs and Renovations	47,548.47					
				Florida State Prison and Union Correctional Institution—						
6441	1	725	7897	Improvement to Sewage Plant	145,633.71					
				Lake Correctional Institution—						
6442	1	725	7898	Water Supply and Storage System	35,514.09					
				Florida Correctional Institution—						
6443	1	725	7899	Replacement of Roofs and Floor Coverings	67,767.85					
				Department of Agriculture and Consumer Services—						
				Office of the Commissioner and Division of Administration—						
6444	1	725	7901	Florida State Fair	4,800,000.00	4,800,000.00				
				Division of Inspection—						
6445	1	725	7902	Replacement of Inspection Station, Ellaville, Suwannee County	271.50				271.50	
				Division of Animal Industry—						
6446	1	725	7904	Renovation for Virus Laboratory, Kissimmee	2,465.00				2,465.00	
6447	1	725	7905	Addition to Diagnostic Laboratory, Cottondale	10,882.02				10,882.02	
6448	1	725	7906	Addition to Diagnostic Laboratory, Miami Springs	42.57				42.57	
				Division of Plant Industry—						
			7907	Addition to Doyle Conner Building, Gainesville						
6449				Complex, Gainesville	27,489.06				27,489.06	
6450	1	725	7908	Heating System, Florida Citrus Arboretum, Winter Haven	3,096.54				3,096.54	
			7909	Improvements to Entomology Museum, Doyle Conner Building						
6451				Gainesville	450.00				450.00	
6452	1	725	7910	Repairs to Ceiling, Doyle Conner Building, Gainesville	60.00				60.00	
				Division of Forestry—						
			7912	Forestry Building and Administrative Facilities,						
6453				Laboratory Complex	99,748.09				99,748.09	
6454	1	725	7913	Vehicle Maintenance Shop and Warehouse, Oksechobee	50,584.10				50,584.10	
6455	1	725	7914	Vehicle Maintenance Shop, Bradenton	1,170.23				1,170.23	
6456	1	725	7915	Vehicle Maintenance Shop and Office, Stuart Work Center	19,266.15				19,266.15	
6457	1	725	7916	Recreational Facilities, Hog Island, Withlacoochee State Forest	614.38				614.38	
6458	1	725	7917	Equipment Shed and Dumping Station, Pine Log State Forest	6,688.84				6,688.84	
6459	1	725	7918	District Office, Orlando	8,203.09				8,203.09	
6460	1	725	7919	Recreational Facilities, Colonel Robins Nature Trail	394.65				394.65	
6461	1	725	7920	Well and Pump, DeLeon Work Center	947.24				947.24	
6462	1	725	7925	Fences, Bunnell and Blackwater River State Forest	11,427.12				11,427.12	
				Department of Corrections—						
6463	1	725	7926	Correction of Fire Safety Deficiencies, Statewide	2,250.00					
			7927	Improvements to Sewage System, Florida State Prison and						
6464				Union Correctional Institution	15,679.50					
6465	1	725	7928	Confinement Facility, Apalachee Correctional Institute (West Unit)	8,943.00					
6466	1	725	7932	Hendry Correctional Institution—Phase III	20,287.50					
6467	1	725	7933	Repairs and Improvements, Community Correctional Centers	3,822.00					
6468	1	725	7934	Repairs and Improvements, Road Prisons and Vocational Centers	11,083.10					
6469	1	725	7935	Renovation of Utility Plants, Sumter Correctional Institution	5,140.50					

**STATEMENT OF FUNCTIONAL DISBURSEMENTS
BY DEPARTMENTS, APPROPRIATIONS, AND ACCOUNTS**

EXPENDITURES						NON-OPERATING EXPENDITURES					Line No.
Public Welfare	Education	Parks, Monuments & Memorials	Correctional Institutions	Retirements, Pensions and Relief Acts	Total Operating Expenditures	Aid to Cities, Counties and Others	Investments	County and Other Debt Service	Transfers, Refunds and Other Non-Operating	Total Non-Operating Expenditures	
\$	\$	\$	\$	\$	\$	\$	\$	\$	\$	\$	6422
					57,929.87						6423
					88,305.56						6424
					75,259.00						6425
			8,737.25		8,737.25						6426
			447,618.94		447,618.94						6427
			128,081.48		128,081.48						6428
			8,708.50		8,708.50						6429
			14,272.00		14,272.00						6430
			38,060.58		38,060.58						6431
			14,500.00		14,500.00						6432
			51,535.40		51,535.40						6433
			41,164.26		41,164.26						6434
			4,306.50		4,306.50						6435
			104,363.22		104,363.22						6436
			187,801.61		187,801.61						6437
			38,554.00		38,554.00						6438
			24,211.24		24,211.24						6439
			116,620.66		116,620.66						6440
			47,548.47		47,548.47						6441
			145,633.71		145,633.71						6442
			35,514.09		35,514.09						6443
			67,767.85		67,767.85						6444
					4,800,000.00						6445
					271.50						6446
					2,465.00						6447
					10,882.02						6448
					42.57						6449
					27,489.06						6450
					3,096.54						6451
					450.00						6452
					60.00						6453
					99,748.09						6454
					50,584.10						6455
					1,170.23						6456
					19,266.15						6457
					614.38						6458
					6,688.84						6459
					8,203.09						6460
					394.65						6461
					947.24						6462
					11,427.12						6463
			2,250.00		2,250.00						6464
			15,679.50		15,679.50						6465
			8,943.00		8,943.00						6466
			20,287.50		20,287.50						6467
			3,822.00		3,822.00						6468
			11,083.10		11,083.10						6469
			5,140.50		5,140.50						6470

STATEMENT OF FUNCTIONAL DISBURSEMENTS BY DEPARTMENTS, APPROPRIATIONS, AND ACCOUNTS

Line No.	Fund No.	Dept. and Div. No.	Acct. No.	NAME OF APPROPRIATION OR ACCOUNT	Total Expenditures	OPERATING				
						General Government	Protection to Persons and Property	Hospitals, Health and Sanitation	Development & Conservation of Natural Resources	Highways
720-729				GENERAL SERVICES, DEPARTMENT OF (Continued)						
725				Division of Building Construction and Property Management—						
				Fixed Capital Outlay: (Continued)						
				Department of Corrections— (Continued)						
6470	1	725	7936	Repairs and Improvements, Florida State Prison	\$ 3,409.00					
6471	1	725	7937	Improvements to Kitchen, Glades Correctional Institution	263.00					
6472	1	725	7938	Repairs and Improvements, Reception and Medical Center	10,271.02					
6473	1	725	7939	Box Factory, Marion Correctional Institution	8,653.50					
6474	1	726	7940	Confinement Building, Dade Correctional Institution	6,147.50					
6475	1	725	7941	Repairs and Improvements, River Junction Correctional Institution	5,941.00					
6476	1	725	7942	Conversion to Wood Fired Boilers, Union Correctional Institution and Florida State Prison	54,344.00					
6477	1	725	7943	Repairs and Improvements, Sumter Correctional Institution	4,478.50					
6478	1	725	7944	Repairs and Improvements, Hillsborough Correctional Institution	2,443.00					
6479	1	725	7945	Renovation of Electrical Systems, Union Correctional Institution	35,640.00					
6480	1	725	7946	Electrical Distribution, Florida Correctional Institution	8,000.00					
6481	1	725	7947	Vegetable Processing and Storage Facilities, Marion Correctional Institution	265.00					
6482	1	725	7948	Repairs and Improvements, Brevard Correctional Institution	19,398.50					
6483	1	725	7949	Water Access for Fire Hydrants—Dade County Correctional Institution	398.00					
6484	1	725	7950	Addition to the Bachelor Office Quarters, Glades Correctional Institution	14,012.50					
6485	1	725	7951	Reroofing of Building 19, Marion Correctional Institution	4,152.00					
6486	1	725	7952	Conversion of Lancaster Training School	97,308.64					
6487	1	725	7953	Ft. Myers Community Correctional Center	18,065.00					
6488	1	725	7955	Dade County CI and SFETC Land Preparation	60,300.00					
				Department of Education—						
				Division of Universities—						
6489	1	725	7956	Purchase of Land from City of Miami	8,000,000.00					
				Florida Game and Fresh Water Fish Commission—						
6490	1	725	7957	Exotic Fish Research Laboratory, Boca Raton	6,355.00					6,355.00
6491	1	725	7958	Six Radio Antenna Support Structures	1,212.78					1,212.78
6492	1	725	7959	Renovation of Air Conditioning Equipment, Bryant Building	1,894.00					1,894.00
6493	1	725	7960	Parking Facilities, Panama City Regional Office	50,880.31					50,880.31
6494	1	725	7961	Analysis of Requirements for Restoration of Wildlife Management Areas	375.00					375.00
6495	1	725	7962	Exterior Painting, Bryant Building	542.28					542.28
6496	1	725	7963	Renovation of Field Office, Orlando	1,646.00					1,646.00
6497	1	725	7964	Expansion of Fisheries Research Lab Offices, Eustis	2,356.00					2,356.00
6498	1	725	7965	Equipment Storage Building, DeFuniak Springs	756.00					756.00
6499	1	725	7966	Target Range, Broward County	4,614.00					4,614.00
				Department of General Services—						
				Division of Building Construction and Property Management—						
6500	1	725	7968	Covering of Asbestos Ceiling, Carlton Building	2,992.42					2,992.42
6501	1	725	7969	Repairs and Improvements, State Office Building	25,883.71	25,883.71				
6502	1	725	7970	Correction of Fire Safety Deficiencies, Capitol Center Buildings	8,768.21	8,768.21				
6503	1	725	7971	Provisions for Handicapped Accessibility, State Office Buildings	14,856.00	14,856.00				
6504	1	725	7972	Fire Protection of Electronic Data Processing Center, Carlton Building	8,271.31	8,271.31				
6505	1	725	7973	Fire Protection of Electronic Data Processing Sub-Center, Larson Building	1,401.66	1,401.66				
6506	1	725	7974	Uninterruptible Power System, Capitol Data Sub-Center	2,250.00	2,250.00				
6507	1	725	7975	Supplemental—Solar Energy Cooling Pilot Project, Johns Building	531.00	531.00				
6508	1	725	7976	Renovation of Fifth and Sixth Floors, and Refurbishing of Public Spaces, Larson Building	750.00	750.00				
6509	1	725	7977	Furnishings—Public Lobbies and Conference Rooms/Seven Regional Office Buildings	3,059.81	3,059.81				
6510	1	725	7978	Renovation of Carlton Building	36,615.00	36,615.00				
6511	1	725	7980	Surplus Property Warehouse, Tallahassee	1,867.00	1,867.00				
6512	1	725	7981	Additional Accesses for Capitol Center Parking	9,816.58	9,816.58				
6513	1	725	7982	Development and Parking, Sites of Miles Johnson, Center and Whitfield Buildings	2,250.00	2,250.00				
6514	1	725	7983	Land Acquisition, Capitol Center and Environs of the Governor's Mansion	1,875.00	1,875.00				
6515	1	725	7985	Relocation of Capitol Center Motor Pool	1,314.00	1,314.00				
6516	1	725	7986	Additional Facilities—Planning Commonwealth Site, Leon County	15.00	15.00				
6517	1	725	7987	Parking Facility/Demick Building	13,734.54	13,734.54				
				Department of Health and Rehabilitative Services—						
				Office of the Assistant Secretary for Administrative Services—						
6518	1	725	7988	Renovations for Handicapped Accessibility	3,000.00	3,000.00				
				Office of the Assistant Secretary for Operations—						
6519	1	725	7989	Repairs and Improvement, State Laboratories	10,178.00	10,178.00				
6520	1	725	7990	New Laboratory, Lantana	81,015.79	81,015.79				
				District Administration—						
6521	1	725	7991	Repairs and Improvements to Office Buildings, Panama City and Jacksonville	35,866.00	35,866.00				
6522	1	725	7992	Renovation of Client Services Center, St. Petersburg	29,254.73	29,254.73				
6523	1	725	7993	Improvements to W.T. Edwards Facilities, Tampa	35,039.00	35,039.00				
6524	1	725	7994	Supplemental—Office Building, Quincy	5,785.00	5,785.00				

**STATEMENT OF FUNCTIONAL DISBURSEMENTS
BY DEPARTMENTS, APPROPRIATIONS, AND ACCOUNTS**

EXPENDITURES						NON-OPERATING EXPENDITURES					Line No.
Public Welfare	Education	Parks, Monuments & Memorials	Correctional Institutions	Retirements, Pensions and Relief Acts	Total Operating Expenditures	Aid to Cities, Counties and Others	Investments	County and Other Debt Service	Transfers, Refunds and Other Non-Operating	Total Non-Operating Expenditures	
\$	\$	\$	\$ 3,409.00	\$	\$ 3,409.00	\$	\$	\$	\$	\$	6470
			263.00		263.00						6471
			10,271.02		10,271.02						6472
			8,653.50		8,653.50						6473
			6,147.50		6,147.50						6474
			5,941.00		5,941.00						6475
			54,344.00		54,344.00						6476
			4,478.50		4,478.50						6477
			2,443.00		2,443.00						6478
			35,640.00		35,640.00						6479
			6,000.00		6,000.00						6480
			265.00		265.00						6481
			19,398.50		19,398.50						6482
			398.00		398.00						6483
			14,012.50		14,012.50						6484
			4,152.00		4,152.00						6485
			97,308.64		97,308.64						6486
			18,065.00		18,065.00						6487
			60,300.00		60,300.00						6488
	8,000,000.00				8,000,000.00						6489
					6,355.00						6490
					1,212.78						6491
					1,894.00						6492
					50,880.31						6493
					375.00						6494
					542.28						6495
					1,646.00						6496
					2,356.00						6497
					756.00						6498
					4,614.00						6499
					2,992.42						6500
					25,883.71						6501
					8,768.21						6502
					14,856.00						6503
					8,271.31						6504
					1,401.66						6505
					2,250.00						6506
					531.00						6507
					750.00						6508
					3,059.81						6509
					36,615.00						6510
					1,867.00						6511
					9,816.56						6512
					2,250.00						6513
					1,875.00						6514
					1,314.00						6515
					15.00						6516
					13,734.54						6517
					3,000.00						6518
					10,178.00						6519
					81,015.79						6520
					35,886.00						6521
					29,254.73						6522
					35,039.00						6523
					5,765.00						6524

**STATEMENT OF FUNCTIONAL DISBURSEMENTS
BY DEPARTMENTS, APPROPRIATIONS, AND ACCOUNTS**

Line No.	Fund No.	Dept. and Div. No.	Acct. No.	NAME OF APPROPRIATION OR ACCOUNT	Total Expenditures	OPERATING				
						General Government	Protection to Persons and Property	Hospitals, Health and Sanitation	Development & Conservation of Natural Resources	Highways
		720-729		GENERAL SERVICES, DEPARTMENT OF (Continued)						
		725		Division of Building Construction and Property Management— Fixed Capital Outlay: (Continued)						
				Department of Health and Rehabilitative Services— (Continued)						
				Mental Health Services—						
6525	1	725	7995	Secure Isolation Unit, North Florida Evaluation and Treatment Center	\$ 2,989.50			\$ 2,989.50		
6526	1	725	7997	Completion of Air Conditioning, Florida State Hospital and South Florida State Hospital	89,177.87			89,177.87		
6527	1	725	7998	Correction of Licensure and Certification Deficiencies North Florida Evaluation and Treatment Center	2,706.00			2,706.00		
				Supplemental Contracts Construction Trust Fund—						
6528	2	725	1011	Refunds	2,742.46					
6529	2	725	1038	FCC—Regional Office Facility—Duval County (Supplemental)	251,143.10	251,143.10				
6530	2	725	1048	FCC—Florida State Capitol Complex	4,508.99	4,508.99				
6531	2	725	1108	Tallahassee—Leon County Civic Center Construction Trust Fund— Fixed Capital Outlay	13,032,973.46	13,032,973.46				
				Federal Revenue Sharing Fund—						
6532	4	725	0220	Capitol Center Office Building	65,025.13	65,025.13				
6533	4	725	0222	Regional Office Building—Orange County	23,544.68	23,544.68				
6534				Total Division of Building Construction and Property Management—Fixed Capital Outlay	\$ 51,273,241.26	\$ 23,572,630.14	\$ 1,973,882.97	\$ 8,096,481.90	\$ 3,369,981.76	\$ 2,523.00
		726		Division of Motor Pool:						
				Central Activities—						
6535	1	726	0101	Salaries	\$ 415,779.46	\$ 415,779.46				
6536	1	726	0103	Other Personal Services	9,347.30	9,347.30				
6537	1	726	0104	Expenses	168,247.00	168,247.00				
6538	1	726	0106	Operating Capital Outlay	444,211.54	444,211.54				
6539	1	726	0109	Lump Sum—Transfer to Motor Vehicle Trust Fund	140,000.00					
6540	1	726	0191	Data Processing Services	7,813.80	7,813.80				
6541	1	726	0191	Certifications Forward	11,349.03	11,349.03				
				Bureau of Aircraft Trust Fund—						
6542	2	726	0104	Expenses	316,561.70	316,561.70				
6543	2	726	0106	Operating Capital Outlay	7,500.00	7,500.00				
6544	2	726	0111	Refunds	10,000.00					
6545	2	726	0150	Investments	25,000.00					
6546	2	726	0199	Certifications Forward	38,505.47	38,505.47				
				Motor Vehicle Operating Trust Fund—						
6547	2	726	0201	Salaries	303,600.19	303,600.19				
6548	2	726	0203	Other Personal Services	8,237.78	8,237.78				
6549	2	726	0204	Expenses	741,775.04	741,775.04				
6550	2	726	0206	Operating Capital Outlay	295,136.65	295,136.65				
6551	2	726	0211	Refunds	213.00					
6552	2	726	0250	Purchase of Investments	210,000.00					
6553	2	726	0291	Data Processing Services	68,247.40	68,247.40				
6554	2	726	0292	Reissues	5.00					
6555	2	726	0299	Certifications Forward	80,699.90	80,699.90				
6556				Total Division of Motor Pool	\$ 3,302,230.26	\$ 2,917,012.26				
		727		Division of Surplus Property:						
				Surplus Property Revolving Trust Fund—						
6557	2	727	0101	Salaries	\$ 518,766.93	\$ 518,766.93				
6558	2	727	0104	Expenses	171,631.27	171,631.27				
6559	2	727	0106	Operating Capital Outlay	2,181.02	2,181.02				
6560	2	727	0111	Refunds	1,015.02					
6561	2	727	0199	Certifications Forward	42,419.15	42,419.15				
				State Surplus Property Working Capital Trust Fund—						
6562	2	727	0201	Salaries	67,749.31	67,749.31				
6563	2	727	0204	Expenses	69,653.67	69,653.67				
6564	2	727	0206	Operating Capital Outlay	491.69	491.69				
6565	2	727	0211	Refunds	67.16					
6566	2	727	0250	Investments	65,000.00					
6567	2	727	0299	Certifications Forward	3,700.98	3,700.98				
6568				Total Division of Surplus Property	\$ 942,676.20	\$ 876,594.02				
		728		Division of Bond Finance:						
6569	1	728	0101	Salaries	\$ 22,075.17	\$ 22,075.17				
6570	1	728	0103	Other Personal Services	990.00	990.00				
6571	1	728	0104	Expenses	5,975.67	5,975.67				
6572	1	728	0106	Operating Capital Outlay	8,367.98	8,367.98				
				Revenue Bond Fee Revolving Trust Fund—						
6573	2	728	0101	Salaries	140,565.89				140,565.89	
6574	2	728	0103	Other Personal Services	16,672.24				16,672.24	
6575	2	728	0104	Expenses	101,003.09				101,003.09	
6576	2	728	0106	Operating Capital Outlay	764.99				764.99	
6577	2	728	0150	Refunds	10,000.00					
6578	2	728	0199	Certifications Forward	60,664.17				60,664.17	

**STATEMENT OF FUNCTIONAL DISBURSEMENTS
BY DEPARTMENTS, APPROPRIATIONS, AND ACCOUNTS**

EXPENDITURES						NON-OPERATING EXPENDITURES					Line No.
Public Welfare	Education	Parks, Monuments & Memorials	Correctional Institutions	Retirements, Pensions and Relief Acts	Total Operating Expenditures	Aid to Cities, Counties and Others	Investments	County and Other Debt Service	Transfers, Refunds and Other Non-Operating	Total Non-Operating Expenditures	
\$	\$	\$	\$	\$	\$ 2,989.50	\$	\$	\$	\$	\$	6525
					89,177.87						6526
					2,706.00						6527
					251,143.10				2,742.46	2,742.46	6528
					4,508.99						6529
					13,032,973.46						6531
					65,025.13						6532
					23,544.68						6533
\$ 278,263.01	\$ 8,066,695.17	\$ 5,506.92	\$ 5,904,533.93	\$	\$ 51,270,498.80	\$	\$	\$	\$ 2,742.46	\$ 2,742.46	6534
\$	\$	\$	\$	\$	\$ 415,779.46	\$	\$	\$	\$	\$	6535
					9,347.30						6536
					168,247.00						6537
					444,211.54						6538
					7,813.80				140,000.00	140,000.00	6539
					11,349.03						6540
					316,561.70						6541
					7,500.00						6542
					316,561.70						6543
					8,237.78				10,000.00	10,000.00	6544
					741,775.04						6545
					295,136.65		25,000.00			25,000.00	6546
					38,505.47						6547
					303,600.19						6548
					8,237.78						6549
					741,775.04						6550
					295,136.65						6551
					68,247.40				213.00	213.00	6552
					80,699.90		210,000.00			210,000.00	6553
					80,699.90				5.00	5.00	6554
					80,699.90						6555
\$	\$	\$	\$	\$	\$ 2,917,012.26	\$	\$ 235,000.00	\$	\$ 150,218.00	\$ 385,218.00	6556
\$	\$	\$	\$	\$	\$ 518,766.93	\$	\$	\$	\$	\$	6557
					171,631.27						6558
					2,181.02						6559
					42,419.15				1,015.02	1,015.02	6560
					67,749.31						6561
					69,653.67						6562
					491.69						6563
					67,749.31				67.16	67.16	6564
					69,653.67						6565
					491.69						6566
					3,700.98		65,000.00			65,000.00	6567
					3,700.98						6568
\$	\$	\$	\$	\$	\$ 876,594.02	\$	\$ 65,000.00	\$	\$ 1,082.18	\$ 66,082.18	6569
\$	\$	\$	\$	\$	\$ 22,075.17	\$	\$	\$	\$	\$	6570
					990.00						6571
					5,975.67						6572
					8,367.98						6573
					140,565.89						6574
					16,672.24						6575
					101,003.09						6576
					764.99						6577
					60,664.17		10,000.00			10,000.00	6578
					60,664.17						6579

STATEMENT OF FUNCTIONAL DISBURSEMENTS BY DEPARTMENTS, APPROPRIATIONS, AND ACCOUNTS

Line No.	Fund No.	Dept. and Div. No.	Acct. No.	NAME OF APPROPRIATION OR ACCOUNT	Total Expenditures	OPERATING				
						General Government	Protection to Persons and Property	Hospitals, Health and Sanitation	Development & Conservation of Natural Resources	Highways
		720-729	GENERAL SERVICES, DEPARTMENT OF (Continued)							
		728	Division of Bond Finance: (Continued)							
		Revenue Bond Proceeds Trust Fund—								
6579	2	728	0212	Transfers	\$ 1,048,359.81					
6580	2	728	0250	Purchase of Investments	828,000.00					
6581	Total Division of Bond Finance				\$ 2,243,439.01	\$ 37,408.82			\$ 319,670.38	
		729	Division of Communication:							
6582	1	729	0101	Salaries	\$ 731,848.10	\$ 731,848.10				
6583	1	729	0104	Expenses	117,309.26	111,309.26				
6584	1	729	0106	Operating Capital Outlay	13,369.48	13,369.48				
6585	1	729	0196	Certifications Forward—Aid to Local Government	109,825.00					
6586	1	729	0199	Certifications Forward	171,017.62	171,017.62				
		Communications Survey Trust Fund—								
6587	2	729	0201	Salaries	9,750.13	9,750.13				
6588	2	729	0203	Other Personal Services	5,626.05	5,626.05				
6589	2	729	0204	Expenses	3,789.12	3,789.12				
6590	2	729	0206	Operating Capital Outlay	327.00	327.00				
6591	2	729	0211	Refunds	109.60					
6592	2	729	0299	Certifications Forward	5,294.57	5,294.57				
		Communications Working Capital Trust Fund—								
6593	2	729	0301	Salaries	396,657.34	396,657.34				
6594	2	729	0303	Other Personal Services	8,965.49	8,965.49				
6595	2	729	0304	Expenses	104,428.11	104,428.11				
6596	2	729	0306	Operating Capital Outlay	24,286.78	24,286.78				
6597	2	729	0310	Special Categories—Centrex and Suncom Payments	14,755,398.67	14,755,398.67				
6598	2	729	0311	Refunds	3,169.37					
6599	2	729	0350	Purchase of Investments	2,300,000.00					
6600	2	729	0391	Data Processing Services	86,047.82	86,047.82				
6601	2	729	0399	Certifications Forward	958,153.22	958,153.22				
6602	Total Division of Communication				\$ 19,799,372.73	\$ 17,386,288.78				
6603	TOTAL DEPARTMENT OF GENERAL SERVICES				\$ 109,754,579.62	\$ 66,709,961.19	\$ 1,973,882.97	\$ 8,096,481.90	\$ 3,689,652.14	\$ 2,523.00
		730-736	REVENUE, DEPARTMENT OF							
		730	Office of the Executive Director and Division of Administration:							
6604	1	730	0101	Salaries	\$ 1,788,328.85	\$ 1,788,328.85				
6605	1	730	0199	Certifications Forward	31,236.11	31,236.11				
		Administrative Trust Fund—								
6606	2	730	0101	Salaries	550,188.00	550,188.00				
6607	2	730	0103	Other Personal Services	104,150.45	104,150.45				
6608	2	730	0104	Expenses	283,411.47	283,411.47				
6609	2	730	0106	Operating Capital Outlay	87,595.32	87,595.32				
6610	2	730	0191	Data Processing Services	583,491.00	583,491.00				
6611	2	730	0199	Certifications Forward	103,011.01	103,011.01				
		Revenue Sharing Trust Fund for Counties—								
6612	2	730	0212	Transfers	25,000,000.00					
6613	2	730	0233	Aid to Local Government—Distribution to Counties	68,750,075.00					
6614	2	730	0296	Certifications Forward—Aid to Local Government	12,681,144.00					
		Revenue Sharing Trust Fund for Municipalities—								
6615	2	730	0312	Transfers	17,000,000.00					
6616	2	730	0343	Aid to Local Government—Distributions to Municipalities	157,667,317.00					
6617	2	730	0396	Certifications Forward—Aid to Local Government	19,123,122.00					
		Municipal Financial Assistance—								
6618	2	730	0543	Aid to Local Government—Distributions to Municipalities— Cigarette Tax	21,116,127.34					
6619	Total Office of the Executive Director and Division of Administration				\$ 324,869,197.55	\$ 3,531,412.21				
		732	Division of Ad Valorem Tax:							
		Intangible Tax Trust Fund—								
6620	2	732	0201	Salaries	\$ 1,510,642.52	\$ 1,510,642.52				
6621	2	732	0203	Other Personal Services	24,554.76	24,554.76				
6622	2	732	0204	Expenses	309,245.14	309,245.14				
6623	2	732	0206	Operating Capital Outlay	9,028.27	9,028.27				
6624	2	732	0212	Transfers	30,000.00					
6625	2	732	0230	Aid to Local Government—Aerial Photography and Mapping	82,206.00					
6626	2	732	0291	Data Processing Services	112,831.06	112,831.06				
6627	2	732	0296	Certifications Forward—Aid to Local Government	91,000.00					
6628	2	732	0299	Certifications Forward	50,571.25	50,571.25				
		Local Government Exemption Trust Fund—								
6629	2	732	0312	Transfers	33,098,690.00					
6630	2	732	0317	Transfers	13,729,961.07					
6631	2	732	0333	Aid to Local Governments—Ad Valorem Exemptions	26,909,848.15					
6632	2	732	0341	Aid to Local Governments—Independent Districts	3,538,462.30					
6633	2	732	0343	Aid to Local Governments—Distribution to Municipalities	13,019,211.30					

**STATEMENT OF FUNCTIONAL DISBURSEMENTS
BY DEPARTMENTS, APPROPRIATIONS, AND ACCOUNTS**

EXPENDITURES						NON-OPERATING EXPENDITURES					Line No.
Public Welfare	Education	Parks, Monuments & Memorials	Correctional Institutions	Retirements, Pensions and Relief Acts	Total Operating Expenditures	Aid to Cities, Counties and Others	Investments	County and Other Debt Service	Transfers, Refunds and Other Non-Operating	Total Non-Operating Expenditures	
\$	\$	\$	\$	\$	\$	\$	\$ 828,000.00	\$	\$ 1,048,359.81	\$ 1,048,359.81	6579
									828,000.00	828,000.00	6580
\$	\$	\$	\$	\$	\$ 357,079.20	\$	\$ 838,000.00	\$	\$ 1,048,359.81	\$ 1,886,359.81	6581
\$	\$	\$	\$	\$	\$ 731,848.10	\$	\$	\$	\$	\$	6582
					111,309.26						6583
					13,369.48						6584
									109,825.00	109,825.00	6585
					171,017.62						6586
					9,750.13						6587
					5,626.05						6588
					3,789.12						6589
					327.00						6590
									109.60	109.60	6591
					5,294.57						6592
					396,657.34						6593
					8,965.49						6594
					104,428.11						6595
					24,286.78						6596
					14,755,398.67						6597
									3,169.37	3,169.37	6598
							2,300,000.00			2,300,000.00	6599
					86,047.82						6600
					958,153.22						6601
\$	\$	\$	\$	\$	\$ 17,386,268.76	\$	\$ 2,300,000.00	\$	\$ 113,103.97	\$ 2,413,103.97	6602
\$ 278,263.01	\$ 9,441,421.17	\$ 5,506.92	\$ 5,904,533.93	\$	\$ 96,102,226.23	\$	\$ 4,525,200.00	\$ 1,730,000.00	\$ 7,397,153.39	\$ 13,652,353.39	6603
\$	\$	\$	\$	\$	\$ 1,788,328.85	\$	\$	\$	\$	\$	6604
					31,236.11						6605
					550,188.00						6606
					104,150.45						6607
					283,411.47						6608
					87,595.32						6609
					583,491.00						6610
					103,011.01						6611
									25,000,000.00	25,000,000.00	6612
						68,750,075.00				68,750,075.00	6613
						12,681,144.00				12,681,144.00	6614
									17,000,000.00	17,000,000.00	6615
						157,667,317.00				157,667,317.00	6616
						19,123,122.00				19,123,122.00	6617
											6618
						21,116,127.34				21,116,127.34	6618
\$	\$	\$	\$	\$	\$ 3,531,412.21	\$ 279,337,785.34	\$	\$	\$ 42,000,000.00	\$ 321,337,785.34	6619
\$	\$	\$	\$	\$	\$ 1,510,642.52	\$	\$	\$	\$	\$	6620
					24,554.76						6621
					309,245.14						6622
					9,028.27						6623
									30,000.00	30,000.00	6624
									82,206.00	82,206.00	6625
					112,831.06						6626
									91,000.00	91,000.00	6627
					50,571.25						6628
									33,098,690.00	33,098,690.00	6629
									13,729,981.07	13,729,981.07	6630
						26,909,848.15				26,909,848.15	6631
									3,538,462.30	3,538,462.30	6632
						13,019,211.30				13,019,211.30	6633

**STATEMENT OF FUNCTIONAL DISBURSEMENTS
BY DEPARTMENTS, APPROPRIATIONS, AND ACCOUNTS**

Line No.	Fund No.	Dept. and Div. No.	Acct. No.	NAME OF APPROPRIATION OR ACCOUNT	Total Expenditures	OPERATING				
						General Government	Protection to Persons and Property	Hospitals, Health and Sanitation	Development & Conservation of Natural Resources	Highways
		730-736		REVENUE, DEPARTMENT OF (Continued)						
		732		Division of Ad Valorem Tax: (Continued)						
				Property Assessment Loan Trust Fund—						
6634	2	732	0412	Transfers	\$ 1,883.90					
6635	2	732	0415	Loans to Assessors	317,825.00	317,825.00				
6636				Total Division of Ad Valorem Tax	\$ 92,835,980.72	\$ 2,334,696.00				
		735		Division of Audits:						
6637	1	735	0101	Salaries	\$ 5,167,591.49	\$ 5,167,591.49				
6638	1	735	0106	Operating Capital Outlay	18,530.03	18,530.03				
6639	1	735	0199	Certifications Forward	47,774.84	47,774.84				
				Administrative Trust Fund—						
6640	2	735	0101	Salaries	683,378.00	683,378.00				
6641	2	735	0103	Other Personal Services	25,768.51	25,768.51				
6642	2	735	0104	Expenses	706,194.39	706,194.39				
6643	2	735	0106	Operating Capital Outlay	2,043.27	2,043.27				
6644	2	735	0112	Transfers	100,000.00					
6645	2	735	0199	Certifications Forward	26,491.58	26,491.58				
6646				Total Division of Audits	\$ 6,777,771.91	\$ 6,677,771.91				
		736		Division of Collection and Enforcement:						
6647	1	736	0101	Salaries	\$ 5,033,717.13	\$ 5,033,717.13				
6648	1	736	0104	Expenses	969,886.33	969,886.33				
6649	1	736	0199	Certifications Forward	2,337.99	2,337.99				
				Administrative Trust Fund—						
6650	2	736	0101	Salaries	102,243.00	102,243.00				
6651	2	736	0103	Other Personal Services	119,952.00	119,952.00				
6652	2	736	0104	Expenses	987,710.89	987,710.89				
6653	2	736	0106	Operating Capital Outlay	36,661.92	36,661.92				
6654	2	736	0110	Special Categories—National Association of Tax Administrators	7,750.00	7,750.00				
6655	2	736	0130	Grants and Aids—County Tax Forms	434,629.24					
6656	2	736	0191	Data Processing Services	771,721.93	771,721.93				
6657	2	736	0196	Certifications Forward—Aid to Local Government	272,878.80					
6658	2	736	0199	Certifications Forward	123,343.37	123,343.37				
				Local Option Tourist Development Trust Fund—						
6659	2	736	0201	Salaries	48,735.25	48,735.25				
6660	2	736	0203	Other Personal Services	53,788.87	53,788.87				
6661	2	736	0204	Expenses	52,298.00	52,298.00				
6662	2	736	0211	Refunds	3,637.66					
6663	2	736	0212	Transfers	28,744.00					
6664	2	736	0234	Distribution to Counties	15,031,071.78					
6665	2	736	0299	Certifications Forward	6,466.54	6,466.54				
				Intangible Tax Trust Fund—						
6666	2	736	0311	Refunds	410,392.66					
6667	2	736	0312	Transfers	7,542,247.00					
6668	2	736	0322	Transfer to General Revenue Sharing Trust Fund—Counties	69,908,058.29					
6669	2	736	0324	Transfers to Local Government Exemption Trust Fund	57,197,502.51					
6670	2	736	0392	Reissues	11,604.08					
				Land Acquisition Clearing Trust Fund—						
6671	2	736	0411	Refunds	70,274.30					
6672	2	736	0412	Transfers	9,737,780.55					
				Severance Tax Solid Minerals Trust Fund—						
6673	2	736	0512	Transfers	424,924.00					
6674	2	736	0517	Transfers to General Revenue Fund	22,520,219.00					
6675	2	736	0540	Distribution to Reclamation Trust Fund	486,581.38					
6676	2	736	0541	Distribution to Non-Mandatory Land Reclamation Trust Fund	9,987,697.15					
6677	2	736	0542	Distribution to Phosphate Research Trust Fund	2,242,612.20					
6678	2	736	0543	Disbursements to Conservation and Recreation Trust Fund	16,852,837.70					
				Land Reclamation Trust Fund—						
6679	2	736	0611	Refunds	10,543,619.64					
6680	2	736	0612	Transfers	11,390.55					
				Non-Mandatory Land Reclamation Trust Fund—						
6681	2	736	0712	Transfers	1,006,404.81					
				Oil and Gas Tax Trust Fund—						
6682	2	736	0817	Transfers to General Revenue Fund	22,348,319.64					
6683	2	736	0833	Aid to Local Government—Distribution to Counties	7,328,354.18					
6684	2	736	0843	Distribution to Conservation and Recreation Trust Fund	22,344,500.02					
				2% Premium Tax Clearing Trust Fund—						
6685	2	736	0911	Refunds	7,891,099.91					
6686	2	736	0912	Transfers	24,456,394.13					
6687	2	736	0917	Transfers to General Revenue Fund	60,000,000.00					
6688	2	736	0992	Reissues	600.00					
				Gas Tax Clearing Trust Fund—						
6689	2	736	1111	Refunds	64,014.15					
6690	2	736	1112	Transfers	2,732,377.45					
6691	2	736	1116	Allocations to City Transit System—Gasoline and Special Fuels	2,608.20					
6692	2	736	1118	Allocations to Retail Dealers—2% Gas Tax Refunds Trust	2,847,286.28					
6693	2	736	1119	Transfer of 4 cents to State Road Primary Trust Fund	175,040,961.85					

**STATEMENT OF FUNCTIONAL DISBURSEMENTS
BY DEPARTMENTS, APPROPRIATIONS, AND ACCOUNTS**

EXPENDITURES						NON-OPERATING EXPENDITURES						Line No.
Public Welfare	Education	Parks, Monuments & Memorials	Correctional Institutions	Retirements, Pensions and Relief Acts	Total Operating Expenditures	Aid to Cities, Counties and Others	Investments	County and Other Debt Service	Transfers, Refunds and Other Non-Operating	Total Non-Operating Expenditures		
					\$ 317,825.00				\$ 1,883.90	\$ 1,883.90	6634	
											6635	
					\$ 2,334,698.00	\$ 39,929,059.45			\$ 50,572,223.27	\$ 90,501,282.72	6636	
					\$ 5,167,591.49						6637	
					18,530.03						6638	
					47,774.64						6639	
					683,378.00						6640	
					25,768.51						6641	
					706,194.39						6642	
					2,043.27						6643	
					26,491.58				100,000.00	100,000.00	6644	
											6645	
					\$ 6,677,771.91				\$ 100,000.00	\$ 100,000.00	6646	
					\$ 5,033,717.13						6647	
					989,886.33						6648	
					2,337.99						6649	
					102,243.00						6650	
					119,952.00						6651	
					987,710.89						6652	
					36,661.92						6653	
					7,750.00						6654	
					771,721.93				434,629.24	434,629.24	6655	
					123,343.37				272,678.80	272,678.80	6656	
					48,735.25						6657	
					53,788.87						6658	
					52,298.00						6659	
									3,837.66	3,837.66	6660	
									28,744.00	28,744.00	6661	
											6662	
									15,031,071.78	15,031,071.78	6663	
					6,466.54						6664	
											6665	
									410,392.66	410,392.66	6666	
									7,542,247.00	7,542,247.00	6667	
									69,908,058.29	69,908,058.29	6668	
									57,197,502.51	57,197,502.51	6669	
									11,604.08	11,604.08	6670	
									70,274.30	70,274.30	6671	
									9,737,780.55	9,737,780.55	6672	
									424,924.00	424,924.00	6673	
									22,520,219.00	22,520,219.00	6674	
									486,581.38	486,581.38	6675	
									9,987,697.15	9,987,697.15	6676	
									2,242,612.20	2,242,612.20	6677	
									16,652,837.70	16,652,837.70	6678	
									10,543,619.64	10,543,619.64	6679	
									11,390.55	11,390.55	6680	
									1,006,404.81	1,006,404.81	6681	
									22,348,319.64	22,348,319.64	6682	
									7,328,354.18	7,328,354.18	6683	
									22,344,500.02	22,344,500.02	6684	
									7,891,099.91	7,891,099.91	6685	
									24,456,394.13	24,456,394.13	6686	
									60,000,000.00	60,000,000.00	6687	
									600.00	600.00	6688	
									64,014.15	64,014.15	6689	
									2,732,377.45	2,732,377.45	6690	
									2,608.20	2,608.20	6691	
									2,847,286.28	2,847,286.28	6692	
									175,040,961.85	175,040,961.85	6693	

STATEMENT OF FUNCTIONAL DISBURSEMENTS BY DEPARTMENTS, APPROPRIATIONS, AND ACCOUNTS

Line No.	Fund No.	Dept. and Div. No.	Acct. No.	NAME OF APPROPRIATION OR ACCOUNT	Total Expenditures	OPERATING				
						General Government	Protection to Persons and Property	Hospitals, Health and Sanitation	Development & Conservation of Natural Resources	Highways
		730-736 REVENUE, DEPARTMENT OF (Continued)								
		736 Division of Collection and Enforcement: (Continued)								
		Gas Tax Clearing Trust Fund— (Continued)								
8694	2	736	1121	Transfer to 2% of 1st Gas Tax to Aquatic Plant Trust Fund	\$ 2,549,630.15					
	2	736	1122	Transfer of 8th cent Gas Tax to Revenue Sharing Trust Fund for Municipalities	47,401,498.51					
6695	2	736	1125	Transfer of 7th Cent to Gasoline Pourover Trust Fund for Counties	46,125,020.68					
6696	2	736	1126	Aid to Local Government—5th and 6th Cent to SBA for Counties	95,332,120.47					
6697	2	736	1157	Allocation to Agricultural and Commercial Fisherman Gasoline Tax	310,000.00					
8698	2	736	1194	Service Charge to General Revenue Fund	7,399,608.00					
6700	2	736	1211	Special Fuel Tax Clearing Trust Fund— Refunds	117,051.73					
6701	2	736	1212	Transfers	667,668.14					
6702	2	736	1216	Allocations to City Transit System Gasoline and Special Fuel Tax	61,949.00					
6703	2	736	1219	Transfer of 4 Cents to State Roads Primary Trust Fund	16,974,932.38					
6704	2	736	1221	Transfer of 2% of First Gas Tax to Aquatic Plant Trust Fund	250,369.85					
6705	2	736	1222	Transfer of 8th Cent Gas Tax to Revenue Sharing Trust Fund for Municipalities	4,629,985.25					
6706	2	736	1225	Transfer of 7th Cent to Pourover Trust Fund for Counties	4,904,095.93					
6707	2	736	1226	Aid to Local Government—5th and 6th Cent to SBA for Counties	9,422,871.20					
6708	2	736	1242	2 Cents to State Board of Administration	819,531.39					
6709	2	736	1294	Service Charge to General Revenue Fund	717,720.93					
		Agriculture and Commercial Fisherman Gasoline Tax Refunds—								
6710	2	736	1305	Refund Payments	149,504.88					
6711	2	736	1317	Transfers to General Revenue Fund	992.00					
		Retail Dealers 2% Gasoline Tax Refunds Trust Fund—								
6712	2	736	1405	Refund Payments	2,918,065.83					
6713	2	736	1417	Transfers to General Revenue Fund	29,475.00					
6714	2	736	1492	Reissues	3,491.76					
		City Transit System Gasoline and Special Fuel Tax Refunds Trust Fund—								
6715	2	736	1505	Refund Payments	64,547.20					
6716	2	736	1517	Transfers to General Revenue Fund	52.00					
		Municipalities Gasoline and Special Fuel Tax Trust Fund—								
6717	2	736	1633	Aid to Local Governments Motor Fuel Tax Refunds to Cities	2,542,369.45					
6718	2	736	1733	Additional Gasoline Tax Pourover Trust Fund— Aid to Local Government Distribution to Counties	50,736,936.00					
6719	2	736	1811	Security Deposit Trust Fund— Refunds	232,289.80					
6720	2	736	1911	Special Fuel Security Deposit Trust Fund— Refunds	7,488.00					
		Documentary Stamp Tax Clearing Trust Fund—								
6721	2	736	2117	Transfers to General Revenue Fund	106,396,344.12					
6722	2	736	2145	Transfer to Land Acquisition Trust Fund	17,243,344.13					
6723	Total Division of Collection and Enforcement				\$ 975,927,370.11	\$ 8,336,613.22				
6724	TOTAL DEPARTMENT OF REVENUE				\$ 1,400,410,320.29	\$ 20,880,495.34				
		740-747 NATURAL RESOURCES, DEPARTMENT OF								
		740 Office of Executive Director and Division of Administrative Services:								
		Administrative Services:								
6725	1	740	0101	Salaries	\$ 1,487,894.66				\$ 1,487,894.66	
6726	1	740	0103	Other Personal Services	73,310.04				73,310.04	
6727	1	740	0104	Expenses	439,247.44				439,247.44	
6728	1	740	0106	Operating Capital Outlay	17,375.29				17,375.29	
6729	1	740	0130	Aid to Local Government—Suwannee River Authority	20,400.00					
6730	1	740	0160	Special Categories—Tennessee—Tombegee Waterway Authority	8,500.00				8,500.00	
6731	1	740	0170	Special Categories—Gulf States Marine Fisheries	15,000.00				15,000.00	
6732	1	740	0180	Special Categories—Special Litigation	1,003,075.23				1,003,075.23	
6733	1	740	0191	Data Processing Services	87,660.44				87,660.44	
6734	1	740	0196	Certifications Forward—Aid to Local Government	6,900.00					
6735	1	740	0199	Certifications Forward	83,761.29				83,761.29	
		Motor Boat Revolving Trust Fund—								
6736	2	740	0101	Salaries	150,978.77				150,978.77	
6737	2	740	0103	Other Personal Services	5,142.00				5,142.00	
6738	2	740	0104	Expenses	59,503.15				59,503.15	
6739	2	740	0111	Refunds	8,962.58					
6740	2	740	0112	Transfers	1,419,650.77					
6741	2	740	0113	Payments of Sales Tax	125,057.47				125,057.47	
6742	2	740	0128	Fixed Capital Outlay—Local	560,182.23				560,182.23	
6743	2	740	0130	Aid to Local Government—Boat Related Accidents	29,221.89					
6744	2	740	0150	Investments	1,500,000.00					
6745	2	740	0191	Data Processing Services	65,023.60				65,023.60	
6746	2	740	0194	Service Charge to General Revenue	96,848.83					
6747	2	740	0199	Certifications Forward	150,690.96				150,690.96	
		State Park Trust Fund—								
6748	2	740	0201	Salaries	82,265.57					

**STATEMENT OF FUNCTIONAL DISBURSEMENTS
BY DEPARTMENTS, APPROPRIATIONS, AND ACCOUNTS**

EXPENDITURES						NON-OPERATING EXPENDITURES					Line No.
Public Welfare	Education	Parks, Monuments & Memorials	Correctional Institutions	Retirements, Pensions and Relief Acts	Total Operating Expenditures	Aid to Cities, Counties and Others	Investments	County and Other Debt Service	Transfers, Refunds and Other Non-Operating	Total Non-Operating Expenditures	
									\$ 2,549,630.15	\$ 2,549,630.15	6694
									47,401,498.51	47,401,498.51	6695
									46,125,020.68	46,125,020.68	6696
						95,332,120.47				95,332,120.47	6697
									310,000.00	310,000.00	6698
									7,399,608.00	7,399,608.00	6699
									117,051.73	117,051.73	6700
									667,868.14	667,868.14	6701
									61,949.00	61,949.00	6702
									16,974,932.38	16,974,932.38	6703
									250,369.85	250,369.85	6704
									4,629,985.25	4,629,985.25	6705
									4,904,095.93	4,904,095.93	6706
						9,422,871.20				9,422,871.20	6707
						819,531.39				819,531.39	6708
									717,720.93	717,720.93	6709
									149,504.88	149,504.88	6710
									992.00	992.00	6711
									2,918,065.83	2,918,065.83	6712
									29,475.00	29,475.00	6713
									3,491.76	3,491.76	6714
									64,547.20	64,547.20	6715
									52.00	52.00	6716
						2,542,369.45				2,542,369.45	6717
						50,736,936.00				50,736,936.00	6718
									232,269.80	232,269.80	6719
									7,488.00	7,488.00	6720
									106,396,344.12	106,396,344.12	6721
									17,243,344.13	17,243,344.13	6722
					\$ 8,336,613.22	\$ 181,213,254.47			\$ 786,377,502.42	\$ 967,590,756.89	6723
					\$ 20,880,495.34	\$ 500,480,099.26			\$ 879,049,725.69	\$ 1,379,529,824.95	6724
					\$ 1,487,894.66						6725
					73,310.04						6726
					439,247.44						6727
					17,375.29						6728
					8,500.00				20,400.00	20,400.00	6729
					15,000.00						6730
					1,003,075.23						6731
					87,660.44						6732
					83,761.29				6,900.00	6,900.00	6733
											6734
											6735
					150,978.77						6736
					5,142.00						6737
					59,503.15						6738
									8,962.58	8,962.58	6739
									1,419,650.77	1,419,650.77	6740
					125,057.47						6741
					560,182.23						6742
									29,221.89	29,221.89	6743
							1,500,000.00			1,500,000.00	6744
					65,023.60						6745
					150,690.96				96,848.83	96,848.83	6746
											6747
		82,265.57			82,265.57						6748

**STATEMENT OF FUNCTIONAL DISBURSEMENTS
BY DEPARTMENTS, APPROPRIATIONS, AND ACCOUNTS**

Line No.	Fund No.	Dept. and Div. No.	Acct. No.	NAME OF APPROPRIATION OR ACCOUNT	Total Expenditures	OPERATING				
						General Government	Protection to Persons and Property	Hospitals, Health and Sanitation	Development & Conservation of Natural Resources	Highways
740-747 NATURAL RESOURCES, DEPARTMENT OF (Continued)										
740- Office of Executive Director and Division of Administrative Services: (Continued)										
State Park Trust Fund— (Continued)—										
6749	2	740	0203	Other Personal Services	\$ 6,425.94	\$	\$	\$	\$	\$
6750	2	740	0204	Expenses	40,181.01					
6751	2	740	0206	Operating Capital Outlay	4,220.75					
6752	2	740	0299	Certifications Forward	227.95					
Grants and Donations Trust Fund—										
6753	2	740	0301	Salaries	15,482.98				15,482.98	
6754	2	740	0304	Expenses	26,032.32				26,032.32	
6755	2	740	0306	Operating Capital Outlay	951.83				951.83	
6756	2	740	0312	Transfers	33,535.79					
6757	2	740	0399	Certifications Forward	12,110.42				12,110.42	
Administrative Trust Fund—										
6758	2	740	0501	Salaries	98,663.34				98,663.34	
6759	2	740	0503	Other Personal Services	2,246.60				2,246.60	
6760	2	740	0504	Expenses	87,046.94				87,046.94	
6761	2	740	0506	Operating Capital Outlay	1,051.45				1,051.45	
6762	2	740	0512	Transfers	1,368.46					
Total Office of Executive Director and Division of Administrative Services						\$ 7,826,197.99	\$	\$	\$ 4,575,988.45	\$
741- Division of State Lands:										
6764	1	741	0101	Salaries	\$ 747,828.78	\$	\$	\$	\$ 747,828.78	\$
6765	1	741	0103	Other Personal Services	332,553.65				332,553.65	
6766	1	741	0104	Expenses	251,205.23				251,205.23	
6767	1	741	0106	Operating Capital Outlay	15,238.71				15,238.71	
6768	1	741	0180	Topo Mapping	112,500.00				112,500.00	
6769	1	741	0190	National Ocean Survey	172,500.00				172,500.00	
6770	1	741	0191	Data Processing Services	51,482.90				51,482.90	
Conservation and Recreation Trust Fund—										
6771	2	741	0112	Transfers	35,997,337.72					
6772	2	741	0150	Purchase of Investments	3,000,000.00					
Environmentally Endangered Lands Trust Fund—										
6773	2	741	0608	Fixed Capital Outlay	1,239,477.66				1,239,477.66	
6774	2	741	0651	Payment to Debt Service	2,434,137.62					
6775	Total Division of State Lands				\$ 44,354,262.27	\$	\$	\$ 2,922,786.93	\$	
742- Division of Marine Resources:										
6776	1	742	0101	Salaries	\$ 2,116,674.31	\$	\$	\$	\$ 2,116,674.31	\$
6777	1	742	0103	Other Personal Services	210,790.66				210,790.66	
6778	1	742	0104	Expenses	706,781.57				706,781.57	
6779	1	742	0106	Operating Capital Outlay	76,122.78				76,122.78	
6780	1	742	0110	Grants and Aids—Beach Restoration and Erosion Control	5,950,301.00					
6781	1	742	0191	Data Processing Services	3,929.48				3,929.48	
6782	1	742	0199	Certifications Forward	480,623.55				480,623.55	
Salt Water Products Promotion Trust Fund—										
6783	2	742	0301	Salaries	35,353.79				35,353.79	
6784	2	742	0303	Other Personal Services	795.00				795.00	
6785	2	742	0304	Expenses	104,736.71				104,736.71	
6786	2	742	0312	Transfers	176,517.54					
6887	2	742	0350	Investments	15,000.00					
6788	2	742	0392	Reissues	151.65					
6789	2	742	0399	Certifications Forward	19,725.36				19,725.36	
Marine Biological Research Trust Fund—										
6790	2	742	0501	Salaries	123,558.02				123,558.02	
6791	2	742	0503	Other Personal Services	5,237.04				5,237.04	
6792	2	742	0504	Expenses	34,089.57				34,089.57	
6793	2	742	0506	Operating Capital Outlay	19,778.97				19,778.97	
6794	2	742	0512	Transfers	2,269.37					
6795	2	742	0550	Investments	100,000.00					
6796	2	742	0599	Certifications Forward	18,900.09				18,900.09	
Beaches and Shores Operating Trust Fund—										
6797	2	742	0612	Transfers	3,473.00					
Erosion Control Trust Fund—										
6798	2	742	1003	Other Personal Services	37,500.00				37,500.00	
6799	2	742	1030	Aid to Local Government—Distribution to Counties	2,324,724.91					
6800	2	742	1050	Investments	5,975,150.00					
6801	2	742	1096	Certifications Forward—Aid to Local Government	6,935,559.14					
6802	Total Division of Marine Resources				\$ 25,477,743.51	\$	\$	\$ 3,994,596.90	\$	
745- Division of Recreation and Parks:										
6803	1	745	0101	Salaries	\$ 50,554.00	\$	\$	\$	\$	\$
6804	1	745	0108	Fixed Capital Outlay—India Key—Monroe County	58,896.00					
6805	1	745	0151	Payment to Debt Service	15,214,935.58					
Land Acquisition Trust Fund—										
6806	2	745	0111	Refunds	194,970.85					
6807	2	745	0112	Transfers	10,318,008.26					
6808	2	745	0118	Land Acquisition and Development	81,722.03					

**STATEMENT OF FUNCTIONAL DISBURSEMENTS
BY DEPARTMENTS, APPROPRIATIONS, AND ACCOUNTS**

EXPENDITURES						NON-OPERATING EXPENDITURES					Line No.
Public Welfare	Education	Parks, Monuments & Memorials	Correctional Institutions	Retirements, Pensions and Relief Acts	Total Operating Expenditures	Aid to Cities, Counties and Others	Investments	County and Other Debt Service	Transfers, Refunds and Other Non-Operating	Total Non-Operating Expenditures	
\$	\$	\$ 6,425.94	\$	\$	\$ 6,425.94	\$	\$	\$	\$	\$	6749
		40,181.01			40,181.01						6750
		4,220.75			4,220.75						6751
		227.95			227.95						6752
					15,482.98						6753
					26,032.32						6754
					951.83						6755
					12,110.42				33,535.79	33,535.79	6756
					98,663.34						6757
					2,246.60						6758
					87,046.94						6759
					1,051.45						6760
									1,368.46	1,368.46	6761
											6762
\$	\$	\$ 133,321.22	\$	\$	\$ 4,709,309.67	\$	\$ 1,500,000.00	\$	\$ 1,616,888.32	\$ 3,116,888.32	6763
\$	\$	\$	\$	\$	\$ 747,828.78	\$	\$	\$	\$	\$	6764
					332,553.65						6765
					251,205.23						6766
					15,238.71						6767
					112,500.00						6768
					172,500.00						6769
					51,482.90						6770
									35,997,337.72	35,997,337.72	6771
							3,000,000.00			3,000,000.00	6772
					1,239,477.66						6773
								2,434,137.62		2,434,137.62	6774
\$	\$	\$	\$	\$	\$ 2,922,786.93	\$	\$ 3,000,000.00	\$ 2,434,137.62	\$ 35,997,337.72	\$ 41,431,475.34	6775
\$	\$	\$	\$	\$	\$ 2,116,674.31	\$	\$	\$	\$	\$	6776
					210,790.66						6777
					706,781.57						6778
					76,122.78						6779
					3,929.48				5,950,301.00	5,950,301.00	6780
					480,623.55						6781
					35,353.79						6782
					795.00						6783
					104,736.71						6784
									176,517.54	176,517.54	6785
							15,000.00			15,000.00	6786
									151.65	151.65	6787
					19,725.36						6788
					123,558.02						6789
					5,237.04						6790
					34,089.57						6791
					19,778.97						6792
									2,269.37	2,269.37	6793
					18,900.09		100,000.00			100,000.00	6794
											6795
									3,473.00	3,473.00	6796
					37,500.00						6797
						2,324,724.91				2,324,724.91	6798
							5,975,150.00			5,975,150.00	6799
						6,935,559.14				6,935,559.14	6800
\$	\$	\$	\$	\$	\$ 3,994,596.90	\$ 9,260,284.05	\$ 6,090,150.00	\$	\$ 6,132,712.56	\$ 21,483,146.61	6801
\$	\$	\$ 50,554.00	\$	\$	\$ 50,554.00	\$	\$	\$	\$	\$	6802
		58,896.00			58,896.00						6803
								15,214,935.58		15,214,935.58	6804
									194,970.85	194,970.85	6805
									10,318,008.26	10,318,008.26	6806
		81,722.03			81,722.03						6807
											6808

**STATEMENT OF FUNCTIONAL DISBURSEMENTS
BY DEPARTMENTS, APPROPRIATIONS, AND ACCOUNTS**

Line No.	Fund No.	Dept. and Div. No.	Acct. No.	NAME OF APPROPRIATION OR ACCOUNT	Total Expenditures	OPERATING				
						General Government	Protection to Persons and Property	Hospitals, Health and Sanitation	Development & Conservation of Natural Resources	Highways
		740-747		NATURAL RESOURCES, DEPARTMENT OF (Continued)						
			745	Division of Recreation and Parks: (Continued)						
				Land Acquisition Trust Fund— (Continued)						
6809	2	745	0121	FCO—Park Development	\$ 3,702.80	\$	\$	\$	\$	\$
6810	2	745	0128	Fixed Capital Outlay—Park Development	259,970.14
	2	745	0131	Aid to Local Government—Federal Land and Water						
6811				Conservation Grants	1,654,354.90
	2	745	0132	Aid to Local Government—Florida Recreation						
6812				Development Assistance	1,852.36
6813	2	745	0138	Fixed Capital Outlay—Repairs to Existing Facilities	7,009.03
6814	2	745	0147	Park Development: 73-74	1,524.43
6815	2	745	0150	Investments	20,950,000.00
6816	2	745	0151	Payment to Debt Service	4,648,399.17
6817	2	745	0157	Prior Year FRDAP Grants	800,275.24
6818	2	745	0159	FCO—Big Lagoon—Perdido Key Development	46.00
6819	2	745	0166	Prior Year LWCF Grants	1,120,564.23
6820	2	745	0178	FCO—Constitutional Convention	46,563.30
6821	2	745	0188	FCO—Land Acquisition Development	2,663,218.42
6822	2	745	0198	Fixed Capital Outlay—Park Development	1,596,331.25
				State Park Trust Fund—						
6823	2	745	0301	Salaries	9,077,488.85
6824	2	745	0303	Other Personal Services	531,156.20
6825	2	745	0304	Expenses	3,214,765.22
6826	2	745	0306	Operating Capital Outlay	733,537.58
6827	2	745	0311	Refunds	49,637.63
6828	2	745	0312	Transfers	177,500.00
6829	2	745	0313	Payment of Sales Tax	135,241.05
6830	2	745	0391	Data Processing Services	32,806.27
6831	2	745	0392	Reissues	147.82
6832	2	745	0393	Salary Incentive Payment	27,203.49
6833	2	745	0399	Certifications Forward	587,942.93
				Environmental Endangered Lands Trust Fund—						
6834	2	745	0608	Fixed Capital Outlay	7,021.25
6835	2	745	0612	Transfers	101,750.00
6836	2	745	0650	Investments	11,760.00
6837	2	745	0651	Debt Service	1,878,511.00
6838				Total Division of Recreation and Parks	\$ 76,241,569.28	\$	\$	\$	\$	\$
				Division of Law Enforcement:						
6839	1	746	0101	Salaries	\$ 4,216,343.13	\$	\$	\$ 4,216,343.13	\$	\$
6840	1	746	0103	Other Personal Services	36,576.32	36,576.32
6841	1	746	0104	Expenses	534,362.94	534,362.94
6842	1	746	0106	Operating Capital Outlay	25,381.84	25,381.84
	1	746	0110	Special Categories—Operation and Maintenance of						
6843				Patrol Vehicles	808,543.26	808,543.26
	1	746	0120	Special Categories—Acquisition and Replacement of						
6844				Patrol Vehicles	274,671.36	274,671.36
6845	1	746	0193	Salary Incentive Payment	108,978.89	108,978.89
6846	1	746	0199	Certifications Forward	621,548.83	621,548.83
				Motorboat Revolving Trust Fund—						
6847	2	746	0101	Salaries	525,661.82	525,661.82
6848	2	746	0103	Other Personal Services	2,871.06	2,871.06
6849	2	746	0104	Expenses	300,067.27	300,067.27
6850	2	746	0106	Operating Capital Outlay	13,299.67	13,299.67
	2	746	0110	Special Categories—Operation and Maintenance of						
6851				Patrol Vehicles	219,089.46	219,089.46
6852	2	746	0111	Refunds	6,791.32	6,791.32
6853	2	746	0112	Transfers	3,845.58	3,845.58
6854	2	746	0113	Payment of Sales Tax	104,062.10	104,062.10
	2	746	0120	Special Categories—Acquisition and Replacement of						
6855				Patrol Vehicles	154,941.98	154,941.98
6856	2	746	0128	FCO—Local Project Grants, and Aids	309,770.00	309,770.00
6857	2	746	0130	Aid to Local Government—Boating—Related Activities	441,135.94	441,135.94
6858	2	746	0150	Investments	200,000.00	200,000.00
6859	2	746	0191	Data Processing Services	108,127.40	108,127.40
6860	2	746	0194	Service Charge to General Revenue Fund	36,949.56	36,949.56
6861	2	746	0199	Certifications Forward	55,654.14	55,654.14
				Grants and Donations Trust Fund—						
6862	2	746	0201	Salaries	6,348.36	6,348.36
6863	2	746	0203	Other Personal Services	25,070.00	25,070.00
6864	2	746	0204	Expenses	17,567.78	17,567.78
				Salt Water Products Promotion Trust Fund—						
6865	2	746	0301	Salaries	189,224.40	189,224.40
6866	2	746	0311	Refunds	9,000.00	9,000.00
6867	2	746	0350	Investments	100,000.00	100,000.00
6868	2	746	0399	Certifications Forward	15,000.00	15,000.00
				Coastal Protection Trust Fund—						
6869	2	746	0901	Salaries	277,020.15	277,020.15
6870	2	746	0903	Other Personal Services	45,748.77	45,748.77
6871	2	746	0904	Expenses	19,424.77	19,424.77
6872	2	746	0905	Payment for Restoration and Damage Claims	9,317.99	9,317.99

**STATEMENT OF FUNCTIONAL DISBURSEMENTS
BY DEPARTMENTS, APPROPRIATIONS, AND ACCOUNTS**

EXPENDITURES						NON-OPERATING EXPENDITURES					Line No.
Public Welfare	Education	Parks, Monuments & Memorials	Correctional Institutions	Retirements, Pensions and Relief Acts	Total Operating Expenditures	Aid to Cities, Counties and Others	Investments	County and Other Debt Service	Transfers, Refunds and Other Non-Operating	Total Non-Operating Expenditures	
		\$ 3,702.80			\$ 3,702.80						6809
		259,970.14			259,970.14						6810
									1,654,354.90	1,654,354.90	6811
									1,852.36	1,852.36	6812
		7,009.03			7,009.03						6813
		1,524.43			1,524.43						6814
							20,950,000.00			20,950,000.00	6815
								4,648,399.17		4,648,399.17	6816
		800,275.24			800,275.24						6817
		46.00			46.00						6818
		1,120,564.23			1,120,564.23						6819
		46,563.30			46,563.30						6820
		2,663,218.42			2,663,218.42						6821
		1,598,331.25			1,598,331.25						6822
											6823
		9,077,488.85			9,077,488.85						6824
		531,156.20			531,156.20						6825
		3,214,765.22			3,214,765.22						6826
		733,537.58			733,537.58						6827
									49,837.63	49,837.63	6828
									177,500.00	177,500.00	6829
		135,241.05			135,241.05						6830
		32,808.27			32,808.27						6831
									147.82	147.82	6832
		27,203.49			27,203.49						6833
		587,942.93			587,942.93						6834
		7,021.25			7,021.25						6835
									101,750.00	101,750.00	6836
							11,760.00			11,760.00	6837
								1,878,511.00		1,878,511.00	6838
		\$ 21,039,541.71			\$ 21,039,541.71		\$ 20,961,760.00	\$ 21,741,845.75	\$ 12,498,421.82	\$ 55,202,027.57	6839
											6840
											6841
											6842
											6843
											6844
											6845
											6846
											6847
											6848
											6849
											6850
											6851
									6,791.32	6,791.32	6852
									3,845.58	3,845.58	6853
											6854
											6855
											6856
											6857
							200,000.00			200,000.00	6858
											6859
									36,949.58	36,949.58	6860
											6861
											6862
											6863
											6864
											6865
									9,000.00	9,000.00	6866
							100,000.00			100,000.00	6867
											6868
											6869
											6870
											6871
											6872

**STATEMENT OF FUNCTIONAL DISBURSEMENTS
BY DEPARTMENTS, APPROPRIATIONS, AND ACCOUNTS**

Line No.	Fund No.	Dept. and Div. No.	Acct. No.	NAME OF APPROPRIATION OR ACCOUNT	Total Expenditures	OPERATING				
						General Government	Protection to Persons and Property	Hospitals-Health and Sanitation	Development & Conservation of Natural Resources	Highways
		740-747	NATURAL RESOURCES, DEPARTMENT OF (Continued)							
		746	Division of Law Enforcement: (Continued)							
			Coastal Protection Trust Fund— (Continued)							
6873	2	746	0910	Special Categories—Operation and Maintenance of Patrol Vehicles	\$ 24,526.01				\$ 24,526.01	
6874	2	746	0912	Transfers	16,373.00					
			0920	Special Categories—Acquisition and Replacement of Patrol Vehicles	31,579.52				31,579.52	
6876	2	746	0950	Investments	6,000,000.00					
6877	2	746	0992	Reissues of 12 Month Old Warrants	148.75					
6878	2	746	0999	Certifications Forward	76,437.63				76,437.63	
6879				Total Division of Law Enforcement	\$ 15,971,461.02				\$ 9,157,216.85	
		747	Division of Resource Management:							
6880	1	747	0101	Salaries	\$ 880,601.84				\$ 880,601.84	
6881	1	747	0103	Other Personal Services	43,358.42				43,358.42	
6882	1	747	0104	Expenses	196,233.31				196,233.31	
6883	1	747	0106	Operating Capital Outlay	7,544.41				7,544.41	
6884	1	747	0191	Data Processing Services	8,791.89				8,791.89	
6885	1	747	0199	Certifications Forward	579,790.02				579,790.02	
			0399	Grants and Donations Trust Fund— Certifications Forward	1,358.83				1,358.83	
			0401	Aquatic Plant Control Trust Fund— Salaries	319,018.25				319,018.25	
6888	2	747	0403	Other Personal Services	173,999.34				173,999.34	
6889	2	747	0404	Expenses	209,620.13				209,620.13	
6890	2	747	0406	Operating Capital Outlay	30,048.70				30,048.70	
6891	2	747	0412	Transfers	1,653,126.91					
6892	2	745	0430	Aid to Local Government—Aquatic Plant Control Grants Matching	3,375,672.22					
6893	2	747	0450	Investments	300,000.00					
6894	2	747	0496	Certifications Forward—Aid to Local Government	1,000,891.94					
6895	2	747	0499	Certifications Forward	140,441.98				140,441.98	
			0501	Reclamation Administration Trust Fund— Salaries	95,926.63				95,926.63	
6897	2	747	0503	Other Personal Services	133,306.48				133,306.48	
6898	2	747	0504	Expenses	38,154.98				38,154.98	
6899	2	747	0506	Operating Capital Outlay	708.39				708.39	
6900	2	747	0550	Transfers	200,000.00					
6901	2	747	0599	Certifications Forward	1,819.28				1,819.28	
6902				Total Division of Resource Management	\$ 9,390,413.95				\$ 2,860,722.88	
6903				TOTAL DEPARTMENT OF NATURAL RESOURCES	\$ 179,261,648.02				\$ 23,511,312.01	
		750	INTERNAL IMPROVEMENT TRUST FUND, BOARD OF TRUSTEES							
			Interams Operations and Dissolution Trust Fund—							
6904	2	750	0403	Other Personal Services	\$ 62.50					
6905	2	750	0404	Expenses	292.40					
6906	2	750	0450	Investments	21,571.97					
6907				TOTAL BOARD OF TRUSTEES OF INTERNAL IMPROVEMENT TRUST FUND	\$ 21,926.87					
		760-763	HIGHWAY SAFETY AND MOTOR VEHICLES, DEPARTMENT OF							
		760	Office of Executive Director and Division of Administration:							
6908	1	760	0101	Salaries	\$ 3,005,249.20	\$ 3,005,249.20				
6909	1	760	0103	Other Personal Services	7,331.19	7,331.19				
6910	1	760	0104	Expenses	505,652.16	505,652.16				
6911	1	760	0106	Operating Capital Outlay	39,215.54	39,215.54				
6912	1	760	0191	Data Processing Services	249,365.00	249,365.00				
6913	1	760	0199	Certifications Forward	48,872.07	48,872.07				
			0101	Kirkman Data Center—Working Capital Trust Fund— Salaries	2,925,899.44	2,925,899.44				
6915	2	760	0103	Other Personal Services	10,927.50	10,927.50				
6916	2	760	0104	Expenses	2,874,095.00	2,874,095.00				
6917	2	760	0106	Operating Capital Outlay	119,882.20	119,882.20				
6918	2	760	0110	Special Categories—Contractual Data Entry Services	214,275.99	214,275.99				
6919	2	760	0199	Certifications Forward	84,881.20	84,881.20				
			0201	Grants and Donations Trust Fund— Salaries	25,612.72	25,612.72				
6921	2	760	0204	Expenses	3,453.90	3,453.90				
6922	2	760	0208	Fixed Capital Outlay	32,356.46	32,356.46				
6923	2	760	0212	Transfers	620,061.34					
6924	2	760	0299	Certifications Forward	8,761.06	8,761.06				
			0310	Revolving Trust Fund— Special Categories—Payments for Federal Grants	96,095.52	96,095.52				
6926	2	760	0312	Transfers	620,000.00					
			0411	Security Deposits Trust Fund— Refunds	34,690.00					
6928				Total Office of Executive Director and Division of Administration	\$ 11,526,677.49	\$ 3,855,665.16	\$ 6,396,240.99			

**STATEMENT OF FUNCTIONAL DISBURSEMENTS
BY DEPARTMENTS, APPROPRIATIONS, AND ACCOUNTS**

EXPENDITURES						NON-OPERATING EXPENDITURES					Line No.
Public Welfare	Education	Parks, Monuments & Memorials	Correctional Institutions	Retirements, Pensions and Relief Acts	Total Operating Expenditures	Aid to Cities, Counties and Others	Investments	County and Other Debt Service	Transfers, Refunds and Other Non-Operating	Total Non-Operating Expenditures	
					\$ 24,526.01						8873
									16,373.00	16,373.00	8874
					31,579.52						8875
							6,000,000.00			6,000,000.00	8876
									148.75	148.75	8877
					76,437.63						8878
					\$ 9,157,216.85		\$ 6,300,000.00		\$ 514,244.17	\$ 6,814,244.17	8879
					880,601.84						8880
					43,358.42						8881
					196,233.31						8882
					7,544.41						8883
					8,791.89						8884
					579,790.02						8885
					1,358.83						8886
					319,018.25						8887
					173,999.34						8888
					209,620.13						8889
					30,048.70						8890
									1,653,126.91	1,653,126.91	8891
									3,375,672.22	3,375,672.22	8892
							300,000.00			300,000.00	8893
									1,000,891.94	1,000,891.94	8894
					140,441.98						8895
					95,926.63						8896
					133,306.48						8897
					38,154.98						8898
					708.39						8899
							200,000.00			200,000.00	8900
					1,819.28						8901
					\$ 2,860,722.88		\$ 500,000.00		\$ 6,029,691.07	\$ 6,529,691.07	8902
		\$ 21,172,862.93			\$ 44,684,174.94	\$ 9,260,284.05	\$ 38,351,910.00	\$ 24,175,983.37	\$ 62,789,295.66	\$ 134,577,473.08	8903
					62.50						8904
		292.40			292.40						8905
							21,571.97			21,571.97	8906
		354.90			354.90		21,571.97			21,571.97	8907
					3,005,249.20						8908
					7,331.19						8909
					505,652.16						8910
					39,215.54						8911
					249,365.00						8912
					48,872.07						8913
					2,925,899.44						8914
					10,927.50						8915
					2,874,095.00						8916
					119,882.20						8917
					214,275.99						8918
					84,881.20						8919
					25,612.72						8920
					3,453.90						8921
					32,356.46						8922
									620,061.34	620,061.34	8923
											8924
					96,095.52						8925
									620,000.00	620,000.00	8926
											8927
									34,690.00	34,690.00	8927
					\$ 10,251,926.15				\$ 1,274,751.34	\$ 1,274,751.34	8928

STATEMENT OF FUNCTIONAL DISBURSEMENTS BY DEPARTMENTS, APPROPRIATIONS, AND ACCOUNTS

Line No.	Fund No.	Dept. and Div. No.	Acct. No.	NAME OF APPROPRIATION OR ACCOUNT	Total Expenditures	OPERATING				
						General Government	Protection to Persons and Property	Hospitals, Health and Sanitation	Development & Conservation of Natural Resources	Highways
760-763 HIGHWAY SAFETY AND MOTOR VEHICLES, DEPARTMENT OF (Continued)										
Division of the Florida Highway Patrol:										
6929	1	761	0101	Salaries	\$ 24,503,798.71	\$	\$ 24,503,798.71	\$	\$	\$
6930	1	761	0103	Other Personal Services	26,347.03		26,347.03			
6931	1	761	0104	Expenses	2,355,333.77		2,355,333.77			
6932	1	761	0106	Operating Capital Outlay	99,489.79		99,489.79			
6933	1	761	0110	Special Categories—Operation of Motor Vehicles	3,424,543.18		3,424,543.18			
6934	1	761	0120	Special Categories—Acquisition of Motor Vehicles	1,426,166.39		1,426,166.39			
6935	1	761	0140	Special Categories—Dade County Riot Assistance	165,000.00		165,000.00			
6936	1	761	0191	Data Processing Services	457,017.00		457,017.00			
6937	1	761	0193	Salary Incentive Payment	667,221.40		667,221.40			
6938	1	761	0199	Certifications Forward	1,324,682.31		1,324,682.31			
Reimbursement Trust Fund—										
6939	2	761	0201	Salaries	3,321,496.64		3,321,496.64			
6940	2	761	0204	Expenses	313,149.43		313,149.43			
6941	2	761	0206	Operating Capital Outlay	4,529.99		4,529.99			
6942	2	761	0210	Special Categories—Operation of Motor Vehicles	389,173.00		389,173.00			
6943	2	761	0220	Special Categories—Acquisition of Motor Vehicles	147,464.10		147,464.10			
6944	2	761	0291	Data Processing Services	87,743.00		87,743.00			
6945	2	761	0293	Salary Incentive Plan	83,240.68		83,240.68			
6946	2	761	0299	Certifications Forward	255,709.01		255,709.01			
Grants and Donations Trust Fund—										
6947	2	761	0301	Salaries	697,311.37		697,311.37			
6948	2	761	0304	Expenses	12,566.24		12,566.24			
6949	2	761	0306	Operating Capital Outlay	290.26		290.26			
6950	2	761	0310	Special Categories—Operation of Motor Vehicles	39,206.76		39,206.76			
6951	2	761	0311	Refunds	153,036.00					
6952	2	761	0312	Transfers	3,998.24					
6953	2	761	0320	Special Categories—Acquisition of Motor Vehicles	39,600.00		39,600.00			
6954	2	761	0340	Special Categories—Upgrade Florida Highway Patrol	647,261.38		647,261.38			
6955	2	761	0399	Certifications Forward	944,225.32		944,225.32			
6956	Total Division of the Florida Highway Patrol				\$ 41,589,801.00	\$	\$ 41,432,766.76	\$	\$	\$
Division of Drivers Licenses:										
6957	1	762	0101	Salaries	\$ 5,426,239.00	\$	\$ 5,426,239.00	\$	\$	\$
6958	1	762	0103	Other Personal Services	104,854.21		104,854.21			
6959	1	762	0104	Expenses	2,643,397.19		2,643,397.19			
6960	1	762	0106	Operating Capital Outlay	205,203.74		205,203.74			
6961	1	762	0110	Special Categories—Purchase of Drivers Vehicles	903,675.15		903,675.15			
6962	1	762	0191	Data Processing Services	2,685,707.00		2,685,707.00			
6963	1	762	0199	Certifications Forward	378,281.52		378,281.52			
Accident Reports Trust Fund—										
6964	2	762	0101	Salaries	6,449,482.95		6,449,482.95			
6965	2	762	0103	Other Personal Services	168,609.39		168,609.39			
6966	2	762	0111	Refunds	4,978.15					
6967	2	762	0199	Certifications Forward	33,060.04		33,060.04			
Grants and Donations Trust Fund—										
6968	2	762	0201	Salaries	204,617.31		204,617.31			
6969	2	762	0203	Other Personal Services	3,974.94		3,974.94			
6970	2	762	0204	Expenses	13,097.51		13,097.51			
6971	2	762	0206	Operating Capital Outlay	14,812.17		14,812.17			
6972	2	762	0212	Transfers	662.40					
6973	2	762	0291	Data Processing Services	61,810.75		61,810.75			
6974	2	762	0299	Certifications Forward	22,242.62		22,242.62			
6975	Total Division of Drivers Licenses				\$ 19,324,706.13	\$	\$ 19,319,065.49	\$	\$	\$
Division of Motor Vehicles:										
6976	1	763	0101	Salaries	\$ 5,293,278.74	\$	\$ 5,293,278.74	\$	\$	\$
6977	1	763	0103	Other Personal Services	117,051.77		117,051.77			
6978	1	763	0104	Expenses	2,087,935.73		2,087,935.73			
6979	1	763	0106	Operating Capital Outlay	319,243.60		319,243.60			
6980	1	763	0110	Purchase of License Plates	3,051,199.99		3,051,199.99			
6981	1	763	0191	Data Processing Services	4,456,671.00		4,456,671.00			
6982	1	763	0199	Certifications Forward	768,359.46		768,359.46			
License Tax Collection Trust Fund—										
6983	2	763	0111	Refunds	262,976.25					
6984	2	763	0120	Aid to County Schools	7,591,041.53					
6985	2	763	0130	Aid to Local Government—County Commissions	5,045,946.55					
6986	2	763	0140	Aid to Local Government—Cities	2,536,370.68					
6987	2	763	0192	Reissues	218.58					
6988	2	763	0196	Certifications Forward—Aid to Local Government	819,014.44					
Grants and Donations Trust Fund—										
6989	2	763	0201	Salaries	60,576.43		60,576.43			
6990	2	763	0204	Expenses	15,349.13		15,349.13			
6991	2	763	0206	Operating Capital Outlay	46,666.56		46,666.56			
6992	2	763	0211	Refunds	34,006.00					
6993	2	763	0212	Transfers	156.59					

**STATEMENT OF FUNCTIONAL DISBURSEMENTS
BY DEPARTMENTS, APPROPRIATIONS, AND ACCOUNTS**

EXPENDITURES						NON-OPERATING EXPENDITURES					Line No.
Public Welfare	Education	Parks, Monuments & Memorials	Correctional Institutions	Retirements, Pensions and Relief Acts	Total Operating Expenditures	Aid to Cities, Counties and Others	Investments	County and Other Debt Service	Transfers, Refunds and Other Non-Operating	Total Non-Operating Expenditures	
					\$ 24,503,798.71						6929
					26,347.03						6930
					2,355,333.77						6931
					99,489.79						6932
					3,424,543.18						6933
					1,426,166.39						6934
					165,000.00						6935
					457,017.00						6936
					667,221.40						6937
					1,324,882.31						6938
					3,321,496.64						6939
					313,149.43						6940
					4,529.99						6941
					389,173.00						6942
					147,484.10						6943
					87,743.00						6944
					83,240.68						6945
					255,709.01						6946
					697,311.37						6947
					12,566.24						6948
					290.26						6949
					39,206.76						6950
									153,036.00	153,036.00	6951
									3,998.24	3,998.24	6952
					39,600.00						6953
					647,261.38						6954
					944,225.32						6955
					\$ 41,432,766.76				\$ 157,034.24	\$ 157,034.24	6956
					\$ 5,426,239.00						6957
					104,854.21						6958
					2,643,397.19						6959
					205,203.74						6960
					903,675.15						6961
					2,685,707.00						6962
					378,281.52						6963
					6,449,482.95						6964
					168,609.39						6965
									4,978.15	4,978.15	6966
					33,060.04						6967
					204,617.31						6968
					3,974.94						6969
					13,097.51						6970
					14,812.17						6971
									662.49	662.49	6972
					61,810.75						6973
					22,242.62						6974
					\$ 19,319,065.49				\$ 5,640.64	\$ 5,640.64	6975
					\$ 5,293,278.74						6976
					117,051.77						6977
					2,087,935.73						6978
					319,243.60						6979
					3,051,199.99						6980
					4,456,671.00						6981
					768,359.46						6982
									262,976.25	262,976.25	6983
						7,591,041.53				7,591,041.53	6984
						5,045,946.55				5,045,946.55	6985
						2,536,370.68				2,536,370.68	6986
									218.58	218.58	6987
									819,014.44	819,014.44	6988
					60,576.43						6989
					15,349.13						6990
					46,666.56						6991
									34,008.00	34,008.00	6992
									156.59	156.59	6993

STATEMENT OF FUNCTIONAL DISBURSEMENTS BY DEPARTMENTS, APPROPRIATIONS, AND ACCOUNTS

Line No.	Fund No.	Dept. and Div. No.	Acct. No.	NAME OF APPROPRIATION OR ACCOUNT	Total Expenditures	OPERATING				
						General Government	Protection to Persons and Property	Hospitals, Health and Sanitation	Development & Conservation of Natural Resources	Highways
		760-763		HIGHWAY SAFETY AND MOTOR VEHICLES, DEPARTMENT OF (Continued)						
			763	Division of Motor Vehicles: (Continued):						
				Grants and Donations Trust Fund— (Continued)						
6994	2	763	0291	Data Processing Services	\$ 2,875.00	\$ 2,875.00				
6995	2	763	0299	Certifications Forward	35,992.00	35,992.00				
6996				Total Division of Motor Vehicles	\$ 32,544,932.03	\$ 16,255,199.41				
6997				TOTAL DEPARTMENT OF HIGHWAY SAFETY AND MOTOR VEHICLES	\$ 104,986,116.65	\$ 20,110,884.57	\$ 67,148,073.24			
		770-774		GAME AND FRESH WATER FISH COMMISSION						
			770	Division of Game and Fresh Water Fish Commission:						
6998	1	770	0108	FCO—Wildlife Management Area	\$ 10,018.88			\$ 10,018.88		
6999	1	770	0158	FCO—Replace/Repair Dam Backwater	6,963.95			6,963.95		
				Endangered and Threatened Species Reward Trust Fund—						
7000	2	770	0210	Special Categories—Payment of Rewards	200.00			200.00		
7001	2	770	0250	Investments	8,000.00					
				Land Acquisition Trust Fund—						
7002	2	770	0750	Investments	298,000.00					
				State Game Trust Fund—						
7003	2	770	1128	Fixed Capital Outlay—Miscellaneous Repairs	16,389.75			16,389.75		
7004	2	770	1168	Additional Ponds—Richloam	99,500.00			99,500.00		
7005	2	770	1192	Reissues	41.16					
7006	2	770	1198	Three Lakes Wildlife—Management Area	8,843.93			8,843.93		
7007				Total Division of Game and Fresh Water Fish Commission	\$ 447,957.67			\$ 141,916.51		
		771		Office of Executive Director and Division of Administrative Services:						
7008	1	771	0101	Salaries	\$ 294,408.00			\$ 294,408.00		
7009	1	771	0103	Other Personal Services	9,278.81					
7010	1	771	0104	Expenses	146,082.93					
7011	1	771	0106	Operating Capital Outlay	17,734.89					
				Lump Sum—Transfer to Endangered and Threatened Species Reward Trust Fund	10,000.00					
7012										
7013	1	771	0193	Special Categories—Incentives	4,616.62			4,616.62		
7014	1	771	0199	Certifications Forward	392.68			392.68		
				State Game Trust Fund—						
7015	2	771	0101	Salaries	1,552,615.87			1,552,615.87		
7016	2	771	0103	Other Personal Services	147,795.19			147,795.19		
7017	2	771	0104	Expenses	777,892.04			777,892.04		
7018	2	771	0106	Operating Capital Outlay	47,670.01			47,670.01		
7019	2	771	0111	Refunds	86,288.78					
7020	2	771	0112	Transfers	312,423.04					
7021	2	771	0150	Investments	3,550,000.00					
7022	2	771	0191	Data Processing Services	35,418.82			35,418.82		
7023	2	771	0194	Service Charge to General Revenue Fund	346,701.32					
7024	2	771	0199	Certifications Forward	185,914.59			185,914.59		
				Endangered and Threatened Species Reward Trust Fund—						
7025	2	771	0212	Transfers	10,000.00					
7026				Total Office of Executive Director and Division of Administrative Services	\$ 7,514,993.59			\$ 3,199,600.45		
		772		Division of Law Enforcement:						
7027	1	772	0101	Salaries	\$ 4,506,422.00			\$ 4,506,422.00		
7028	1	772	0103	Other Personal Services	2,753.13			2,753.13		
7029	1	772	0104	Expenses	1,471,448.14			1,471,448.14		
7030	1	772	0106	Operating Capital Outlay	459,274.89			459,274.89		
7031	1	772	0191	Data Processing Services	6,600.94			6,600.94		
7032	1	772	0193	Special Categories—Salary Incentives	123,518.68			123,518.68		
7033	1	772	0199	Certifications Forward	520,650.96			520,650.96		
				State Game Trust Fund—						
7034	2	772	0101	Salaries	809,985.66			809,985.66		
7035	2	772	0104	Expenses	4,402.00			4,402.00		
7036	2	772	0106	Operating Capital Outlay	745,675.13			745,675.13		
7037	2	772	0199	Certifications Forward	345,773.69			345,773.69		
7038				Total Division of Law Enforcement	\$ 8,996,485.22			\$ 8,996,485.22		
		773		Division of Wildlife:						
7039	1	773	0101	Salaries	\$ 149,354.00			\$ 149,354.00		
7040	1	773	0103	Other Personal Services	1,576.03			1,576.03		
7041	1	773	0104	Expenses	31,993.22			31,993.22		
7042	1	773	0106	Operating Capital Outlay	14,648.78			14,648.78		
				State Game Trust Fund—						
7043	2	773	0101	Salaries	1,179,086.49			1,179,086.49		
7044	2	773	0103	Other Personal Services	298,758.44			298,758.44		
7045	2	773	0104	Expenses	735,671.31			735,671.31		
7046	2	773	0106	Operating Capital Outlay	189,440.36			189,440.36		
7047	2	773	0110	Special Categories—Management Area Lease Payments	161,125.93			161,125.93		

**STATEMENT OF FUNCTIONAL DISBURSEMENTS
BY DEPARTMENTS, APPROPRIATIONS, AND ACCOUNTS**

EXPENDITURES						NON-OPERATING EXPENDITURES					Line No.
Public Welfare	Education	Parks, Monuments & Memorials	Correctional Institutions	Retirements, Pensions and Relief Acts	Total Operating Expenditures	Aid to Cities, Counties and Others	Investments	County and Other Debt Service	Transfers, Refunds and Other Non-Operating	Total Non-Operating Expenditures	
					\$ 2,875.00						6994
					35,992.00						6995
					\$ 16,255,199.41	\$ 15,173,358.76			\$ 1,116,373.86	\$ 16,289,732.62	6996
					\$ 87,258,957.81	\$ 15,173,358.76			\$ 2,553,800.08	\$ 17,727,158.84	6997
					\$ 10,018.88						6998
					6,963.95						6999
					200.00						7000
							8,000.00			8,000.00	7001
							298,000.00			298,000.00	7002
					16,389.75						7003
					99,500.00						7004
					8,843.93				41.16	41.16	7005
					\$ 141,916.51	\$ 306,000.00			\$ 41.16	\$ 306,041.16	7007
					\$ 294,408.00						7008
					9,278.81						7009
					146,062.93						7010
					17,734.89						7011
					4,616.62				10,000.00	10,000.00	7012
					392.68						7014
					1,552,615.87						7015
					147,795.19						7016
					777,692.04						7017
					47,670.01						7018
									86,268.78	86,268.78	7019
									312,423.04	312,423.04	7020
							3,550,000.00			3,550,000.00	7021
					34,418.82						7022
					165,914.59				346,701.32	346,701.32	7023
											7024
									10,000.00	10,000.00	7025
					\$ 3,199,600.45	\$ 3,550,000.00			\$ 765,393.14	\$ 4,315,393.14	7026
					\$ 4,506,422.00						7027
					2,753.13						7028
					1,471,448.14						7029
					459,274.89						7030
					6,600.94						7031
					123,518.68						7032
					520,650.96						7033
					809,965.66						7034
					4,402.00						7035
					745,675.13						7036
					345,773.69						7037
					\$ 8,996,485.22						7038
					\$ 149,354.00						7039
					1,576.03						7040
					31,993.22						7041
					14,648.78						7042
					1,179,086.49						7043
					298,758.44						7044
					735,671.31						7045
					189,440.36						7046
					161,125.93						7047

**STATEMENT OF FUNCTIONAL DISBURSEMENTS
BY DEPARTMENTS, APPROPRIATIONS, AND ACCOUNTS**

Line No.	Fund No.	Dept. and Div. No.	Acct. No.	NAME OF APPROPRIATION OR ACCOUNT	Total Expenditures	OPERATING				
						General Government	Protection to Persons and Property	Hospitals, Health and Sanitation	Development & Conservation of Natural Resources	Highways
			770-774	GAME AND FRESH WATER FISH COMMISSION (Continued)						
			773	Division of Wildlife: (Continued):						
				State Game Trust Fund— (Continued)						
7048	2	773	0191	Data Processing Services	\$ 19,390.18	\$	\$	\$	\$ 19,390.18	\$
7049	2	773	0199	Certifications Forward	147,394.90	147,394.90
7050				Total Division of Wildlife	\$ 2,928,439.64	\$	\$	\$	\$ 2,928,439.64	\$
			774	Division of Fisheries:						
				State Game Trust Fund—						
7051	2	774	0101	Salaries	\$ 2,176,268.92	\$	\$	\$	\$ 2,176,268.92	\$
7052	2	774	0103	Other Personal Services	53,185.52	53,185.52
7053	2	774	0104	Expenses	950,106.30	950,106.30
7054	2	774	0106	Operating Capital Outlay	238,136.38	238,136.38
7055	2	774	0191	Data Processing Services	1,419.93	1,419.93
7056	2	774	0199	Certifications Forward	161,257.37	161,257.37
				Fish Improvement Trust Fund—						
7057	2	774	0212	Transfers	6,081.93	6,081.93
7058	2	774	0299	Certifications Forward	33,738.34	33,738.34
7059				Total Division of Fisheries	\$ 3,620,194.69	\$	\$	\$	\$ 3,614,112.76	\$
7060				TOTAL GAME AND FRESH WATER FISH COMMISSION	\$ 23,508,070.81	\$	\$	\$	\$ 18,880,554.58	\$
			780	PAROLE AND PROBATION COMMISSION						
7061	1	780	0101	Salaries	\$ 2,119,942.42	\$	\$	\$	\$	\$
7062	1	780	0103	Other Personal Services	49,081.15	49,081.15
7063	1	780	0104	Expenses	453,246.94	453,246.94
7064	1	780	0106	Operating Capital Outlay	9,809.57	9,809.57
7065	1	780	0191	Data Processing Services	2,032.57	2,032.57
7066	1	780	0199	Certifications Forward	113,226.07	113,226.07
				Grants and Donations Trust Fund—						
7067	2	780	0303	Other Personal Services	12,834.04	12,834.04
7068	2	780	0304	Expenses	283.00	283.00
7069	2	780	0311	Refunds	891.43	891.43
7070	2	780	0399	Certifications Forward	46.28	46.28
7071				TOTAL PAROLE AND PROBATION COMMISSION	\$ 2,761,393.47	\$	\$	\$	\$	\$
			790	FLORIDA INSTITUTE OF PHOSPHATE RESEARCH						
				Phosphate Research Trust Fund—						
7072	2	790	1412	Transfers	\$ 498,141.15	\$	\$	\$	\$	\$
7073				TOTAL FLORIDA INSTITUTE OF PHOSPHATE RESEARCH	\$ 498,141.15	\$	\$	\$	\$	\$
			800-819	INSURANCE, DEPARTMENT OF AND TREASURER						
			800	Office of Treasurer and Division of Administrative Services:						
7074	1	800	0101	Salaries	\$ 267,646.77	\$ 267,646.77	\$	\$	\$	\$
7075	1	800	0104	Expenses	57,247.62	57,247.62
7076	1	800	0106	Operating Capital Outlay	4,056.58	4,056.58
7077	1	800	0199	Certifications Forward	863.25	863.25
				Insurance Commissioners Regulatory Trust Fund—						
7078	2	800	0101	Salaries	1,681,991.78	1,681,991.78
7079	2	800	0103	Other Personal Services	109,988.55	109,988.55
7080	2	800	0104	Expenses	507,187.15	507,187.15
7081	2	800	0106	Operating Capital Outlay	33,849.26	33,849.26
7082	2	800	0111	Refunds	53,320.13	53,320.13
7083	2	800	0112	Transfers	169,827.27	169,827.27
7084	2	800	0130	Aid to Local Government—2% Premium Tax to Cities	15,192,080.38	15,192,080.38
7085	2	800	0150	Purchase of Investment	13,400,000.00	13,400,000.00
7086	2	800	0191	Data Processing Services	57,773.44	57,773.44
7087	2	800	0192	Reissue of 12 Month Old Warrants	9.00	9.00
7088	2	800	0194	Service Charge to General Revenue	933,488.78	933,488.78
7089	2	800	0196	Certifications Forward—Aid to Local Government	2,725,993.51	2,725,993.51
7090	2	800	0199	Certifications Forward	746,007.97	746,007.97
7091				Total Office of Treasurer and Division of Administrative Services	\$ 35,941,331.44	\$ 3,466,612.37	\$	\$	\$	\$
			801	Division of State Fire Marshal:						
				Insurance Commissioner's Regulatory Trust Fund—						
7092	2	801	0101	Salaries	\$ 1,227,221.17	\$	\$ 1,227,221.17	\$	\$	\$
7093	2	801	0103	Other Personal Services	15,365.29	15,365.29
7094	2	801	0104	Expenses	468,731.22	468,731.22
7095	2	801	0106	Operating Capital Outlay	124,189.28	124,189.28
7096	2	801	0191	Data Processing Services	3,133.20	3,133.20
7097	2	801	0193	Salaries and Benefits	6,567.36	6,567.36
7098	2	801	0199	Certifications Forward	31,177.74	31,177.74
7099				Total Division of State Fire Marshal	\$ 1,876,385.26	\$	\$ 1,876,385.26	\$	\$	\$

**STATEMENT OF FUNCTIONAL DISBURSEMENTS
BY DEPARTMENTS, APPROPRIATIONS, AND ACCOUNTS**

EXPENDITURES						NON-OPERATING EXPENDITURES					Line No.
Public Welfare	Education	Parks, Monuments & Memorials	Correctional Institutions	Retirements, Pensions and Relief Acts	Total Operating Expenditures	Aid to Cities, Counties and Others	Investments	County and Other Debt Service	Transfers, Refunds and Other Non-Operating	Total Non-Operating Expenditures	
\$	\$	\$	\$	\$	\$ 19,390.18	\$	\$	\$	\$	\$	7048
					147,394.90						7049
\$	\$	\$	\$	\$	\$ 2,928,439.64	\$	\$	\$	\$	\$	7050
\$	\$	\$	\$	\$	\$ 2,176,268.92	\$	\$	\$	\$	\$	7051
					53,185.52						7052
					950,106.30						7053
					238,136.38						7054
					1,419.93						7055
					161,257.37						7056
									6,081.93	6,081.93	7057
					33,738.34						7058
\$	\$	\$	\$	\$	\$ 3,614,112.76	\$	\$	\$	\$ 6,081.93	\$ 6,081.93	7059
\$	\$	\$	\$	\$	\$ 18,860,554.58	\$	\$ 3,856,000.00	\$	\$ 771,516.23	\$ 4,627,516.23	7060
\$	\$	\$	\$ 2,119,942.42	\$	\$ 2,119,942.42	\$	\$	\$	\$	\$	7061
			49,081.15		49,081.15						7062
			453,246.94		453,246.94						7063
			9,809.57		9,809.57						7064
			2,032.57		2,032.57						7065
			113,226.07		113,226.07						7066
			12,834.04		12,834.04						7067
			283.00		283.00						7068
			46.28		46.28				891.43	891.43	7069
\$	\$	\$	\$ 2,760,502.04	\$	\$ 2,760,502.04	\$	\$	\$	\$ 891.43	\$ 891.43	7071
\$	\$	\$	\$	\$	\$	\$	\$	\$	\$ 498,141.15	\$ 498,141.15	7072
\$	\$	\$	\$	\$	\$	\$	\$	\$	\$ 498,141.15	\$ 498,141.15	7073
\$	\$	\$	\$	\$	\$ 267,646.77	\$	\$	\$	\$	\$	7074
					57,247.62						7075
					4,056.58						7076
					863.25						7077
					1,881,991.78						7078
					109,988.55						7079
					507,187.15						7080
					33,849.26						7081
									53,320.13	53,320.13	7082
									169,827.27	169,827.27	7083
										15,192,080.38	7084
										13,400,000.00	7085
					57,773.44						7086
									9.00	9.00	7087
									933,488.78	933,488.78	7088
										2,725,993.51	7089
					746,007.97						7090
\$	\$	\$	\$	\$	\$ 3,466,612.37	\$ 17,918,073.89	\$ 13,400,000.00	\$	\$ 1,156,645.18	\$ 32,474,719.07	7091
\$	\$	\$	\$	\$	\$ 1,227,221.17	\$	\$	\$	\$	\$	7092
					15,365.29						7093
					468,731.22						7094
					124,189.28						7095
					3,133.20						7096
					6,567.38						7097
					31,177.74						7098
\$	\$	\$	\$	\$	\$ 1,876,385.26	\$	\$	\$	\$	\$	7099

**STATEMENT OF FUNCTIONAL DISBURSEMENTS
BY DEPARTMENTS, APPROPRIATIONS, AND ACCOUNTS**

Line No.	Fund No.	Dept. and Div. No.	Acct. No.	NAME OF APPROPRIATION OR ACCOUNT	Total Expenditures	OPERATING				
						General Government	Protection to Persons and Property	Hospitals, Health and Sanitation	Development & Conservation of Natural Resources	Highways
800-819				INSURANCE, DEPARTMENT OF AND TREASURER (Continued)						
802				Division of Fraudulent Claims:						
				Insurance Commissioner's Regulatory Trust Fund—						
7100	2	802	0101	Salaries	\$ 573,856.59	\$	\$ 573,856.59	\$	\$	\$
7101	2	802	0103	Other Personal Services	6,018.28	6,018.28
7102	2	8802	0104	Expenses	203,519.35	203,519.35
7103	2	802	0106	Operating Capital Outlay	467.44	467.44
7104	2	802	0199	Certifications Forward	16,927.90	16,927.90
7105				Total Division of Fraudulent Claims	\$ 800,789.56	\$	\$ 800,789.56	\$	\$	\$
803				Division of Rehabilitation and Liquidation:						
				Insurance Commissioner's Regulatory Trust Fund—						
7106	2	803	0101	Salaries	\$ 581,169.15	\$	\$ 581,169.15	\$	\$	\$
7107	2	803	0104	Expenses	146,576.08	146,576.08
7108	2	803	0106	Operating Capital Outlay	6,585.45	6,585.45
7109	2	803	0191	Data Processing Services	18,184.91	18,184.91
7110	2	803	0199	Certifications Forward	9,409.77	9,409.77
7111				Total Division of Rehabilitation and Liquidation	\$ 781,925.36	\$	\$ 781,925.36	\$	\$	\$
804				Division of Insurance Company Regulation:						
				Insurance Commissioner's Regulatory Trust Fund—						
7112	2	804	0101	Salaries	\$ 1,465,191.73	\$	\$ 1,465,191.73	\$	\$	\$
7113	2	804	0103	Other Personal Services	54,662.47	54,662.47
7114	2	804	0104	Expenses	633,400.31	633,400.31
7115	2	804	0106	Operating Capital Outlay	17,422.88	17,422.88
7116	2	804	0191	Data Processing Services	46,475.57	46,475.57
7117	2	804	0199	Certifications Forward	17,905.64	17,905.64
7118				Total Division of Insurance Company Regulation	\$ 2,235,058.60	\$	\$ 2,235,058.60	\$	\$	\$
805				Division of Insurance Consumer Services:						
				Insurance Commissioner's Regulatory Trust Fund—						
7119	2	805	0101	Salaries	\$ 3,064,729.78	\$	\$ 3,064,729.78	\$	\$	\$
7120	2	805	0103	Other Personal Services	2,768.48	2,768.48
7121	2	805	0104	Expenses	913,557.48	913,557.48
7122	2	805	0106	Operating Capital Outlay	40,172.51	40,172.51
7123	2	805	0191	Data Processing Services	331,302.51	331,302.51
7124	2	805	0199	Certifications Forward	94,347.23	94,347.23
7125				Total Division of Insurance Consumer Services	\$ 4,446,877.99	\$	\$ 4,446,877.99	\$	\$	\$
806				Division of Liquefied Petroleum Gas:						
				Insurance Commissioner's Regulatory Trust Fund—						
7126	2	806	0101	Salaries and Benefits	\$ 217,884.98	\$	\$ 217,884.98	\$	\$	\$
7127	2	806	0104	Expenses	76,109.82	76,109.82
7128	2	806	0106	Operating Capital Outlay	349.37	349.37
7129				Total Division of Liquefied Petroleum Gas	\$ 294,344.17	\$	\$ 294,344.17	\$	\$	\$
807				Division of Insurance Rating:						
				Insurance Commissioner's Regulatory Trust Fund—						
7130	2	807	0101	Salaries and Benefits	\$ 1,108,909.00	\$	\$ 1,108,909.00	\$	\$	\$
7131	2	807	0103	Other Personal Services	33,965.00	33,965.00
7132	2	807	0104	Expenses	231,325.05	231,325.05
7133	2	807	0106	Operating Capital Outlay	37,750.60	37,750.60
7134	2	807	0191	Data Processing Services	23,020.32	23,020.32
7135				Total Division of Insurance Rating	\$ 1,434,969.97	\$	\$ 1,434,969.97	\$	\$	\$
815				Division of Insurance Consumer Services:						
				Agents and Solicitors County License—						
7136	2	815	0311	Refunds	\$ 14,708.00	\$	\$	\$	\$	\$
7137	2	815	0330	Aid to Local Government—Distribution to Counties	635,643.36
7138	2	815	0394	Service Charge to General Revenue Fund	17,890.05
7139	2	815	0396	Certifications Forward—Aid to Local Government	17,699.04
7140	2	815	0399	Certifications Forward	8,554.33	8,554.33
7141				Total Division of Insurance Consumer Services	\$ 694,494.78	\$	\$ 8,554.33	\$	\$	\$
816				Division of Administration:						
				Hospital Cost Containment Board—						
7142	2	816	0101	Salaries	\$ 59,986.86	\$	\$ 59,986.86	\$	\$	\$
7143	2	816	0103	Other Personal Services	118,642.54	118,642.54
7144	2	816	0104	Expenses	54,689.50	54,689.50
7145	2	816	0106	Operating Capital Outlay	19,440.23	19,440.23
7146	2	816	0150	Investments	425,000.00
7147	2	816	0191	Data Processing Services	1,570.70	1,570.70
7148				Total Division of Administration	\$ 679,329.83	\$	\$ 254,329.83	\$	\$	\$

**STATEMENT OF FUNCTIONAL DISBURSEMENTS
BY DEPARTMENTS, APPROPRIATIONS, AND ACCOUNTS**

EXPENDITURES						NON-OPERATING EXPENDITURES					Line No.	
Public Welfare	Education	Parks, Monuments & Memorials	Correctional Institutions	Retirements, Pensions and Relief Acts	Total Operating Expenditures	Aid to Cities, Counties and Others	Investments	County and Other Debt Service	Transfers, Refunds and Other Non-Operating	Total Non-Operating Expenditures		
\$	\$	\$	\$	\$	573,856.59	\$	\$	\$	\$	\$	7100	
					6,018.28						7101	
					203,519.35						7102	
					467.44						7103	
					16,927.90						7104	
\$	\$	\$	\$	\$	800,789.56	\$	\$	\$	\$	\$	7105	
\$	\$	\$	\$	\$	581,189.15	\$	\$	\$	\$	\$	7106	
					146,576.08						7107	
					6,585.45						7108	
					18,184.91						7109	
					9,409.77						7110	
\$	\$	\$	\$	\$	761,925.36	\$	\$	\$	\$	\$	7111	
\$	\$	\$	\$	\$	1,465,191.73	\$	\$	\$	\$	\$	7112	
					54,662.47						7113	
					633,400.31						7114	
					17,422.88						7115	
					46,475.57						7116	
					17,905.64						7117	
\$	\$	\$	\$	\$	2,235,058.60	\$	\$	\$	\$	\$	7118	
\$	\$	\$	\$	\$	3,064,729.78	\$	\$	\$	\$	\$	7119	
					2,768.48						7120	
					913,557.48						7121	
					40,172.51						7122	
					331,302.51						7123	
					94,347.23						7124	
\$	\$	\$	\$	\$	4,446,877.99	\$	\$	\$	\$	\$	7125	
\$	\$	\$	\$	\$	217,884.96	\$	\$	\$	\$	\$	7126	
					76,109.82						7127	
					349.37						7128	
\$	\$	\$	\$	\$	294,344.17	\$	\$	\$	\$	\$	7129	
\$	\$	\$	\$	\$	1,108,909.00	\$	\$	\$	\$	\$	7130	
					33,965.00						7131	
					231,325.05						7132	
					37,750.60						7133	
					23,020.32						7134	
\$	\$	\$	\$	\$	1,434,969.97	\$	\$	\$	\$	\$	7135	
\$	\$	\$	\$	\$		\$	\$	\$	14,708.00	\$	7136	
						635,643.36				635,643.36	7137	
								17,890.05		17,890.05	7138	
									17,699.04	17,699.04	7139	
						8,554.33					7140	
\$	\$	\$	\$	\$	8,554.33	\$	653,342.40	\$	32,598.05	\$	685,940.45	7141
\$	\$	\$	\$	\$	59,986.86	\$	\$	\$	\$	\$	7142	
					118,642.54						7143	
					54,689.50						7144	
					19,440.23						7145	
							425,000.00			425,000.00	7146	
					1,570.70						7147	
\$	\$	\$	\$	\$	254,329.83	\$	425,000.00	\$	\$	\$	425,000.00	7148

**STATEMENT OF FUNCTIONAL DISBURSEMENTS
BY DEPARTMENTS, APPROPRIATIONS, AND ACCOUNTS**

Line No.	Fund No.	Dept. and Div. No.	Acct. No.	NAME OF APPROPRIATION OR ACCOUNT	Total Expenditures	OPERATING				
						General Government	Protection to Persons and Property	Hospitals, Health and Sanitation	Development & Conservation of Natural Resources	Highways
		800-819		INSURANCE, DEPARTMENT OF AND TREASURER (Continued)						
		817		Division of State Fire Marshal:						
				Fire College Publication—						
7149	2	817	0204	Expenses	\$ 17,283.03	\$	\$ 17,283.03	\$	\$	\$
7150	2	817	0299	Certifications Forward	764.47		764.47			
7151				Total Division of State Fire Marshal	\$ 18,047.50	\$	\$ 18,047.50	\$	\$	\$
		818		Division of Risk Management:						
				Casualty Insurance Trust Fund—						
7152	2	818	0101	Salaries	\$ 599,686.74	\$ 599,686.74	\$	\$	\$	\$
7153	2	818	0103	Other Personal Services	8,854.95	8,854.95				
7154	2	818	0104	Expenses	737,772.39	737,772.39				
7155	2	818	0106	Operating Capital Outlay	6,112.99	6,112.99				
7156	2	818	0107	Special Payment of Losses	10,967,610.37	10,967,610.37				
7157	2	818	0111	Refunds	45,471.23					
7158	2	818	0150	Investments	2,550,000.00					
7159	2	818	0191	Data Processing Services	4,163.60	4,163.60				
7160	2	818	0192	Reissues	4,551.44					
7161	2	818	0199	Certifications Forward	12,831.47	12,831.47				
				Fire Insurance Trust Fund—						
7162	2	818	0201	Salaries	74,285.89		74,285.89			
7163	2	818	0204	Expenses	306,627.94		306,627.94			
7164	2	818	0206	Operating Capital Outlay	239.52		239.52			
7165	2	818	0207	Special Payment of Fire Losses	334,038.76		334,038.76			
7166	2	818	0211	Refunds	169,916.00					
7167	2	818	0250	Investments	1,050,000.00					
7168	2	818	0291	Data Processing Services	3,267.90		3,267.90			
7169	2	818	0299	Certifications Forward	17,257.61		17,257.61			
7170				Total Division of Risk Management	\$ 16,892,708.80	\$ 12,337,032.51	\$ 735,737.62	\$	\$	\$
		819		Division of the Treasury:						
7171	1	819	0101	Salaries	\$ 533,147.07	\$ 533,147.07	\$	\$	\$	\$
7172	1	819	0103	Other Personal Services	66,538.80	66,538.80				
7173	1	819	0104	Expenses	117,600.99	117,600.99				
7174	1	819	0106	Operating Capital Outlay	20,703.64	20,703.64				
7175	1	819	0191	Data Processing Services	64,661.48	64,661.48				
7176	1	819	0199	Certifications Forward	17,160.79	17,160.79				
7177				Total Division of the Treasury	\$ 819,812.77	\$ 819,812.77	\$	\$	\$	\$
7178				TOTAL DEPARTMENT OF INSURANCE AND TREASURER	\$ 66,896,076.03	\$ 16,623,457.65	\$ 12,867,020.19	\$	\$	\$
		850		RELIEF ACT						
7179	1	850	0210	Napolean Hosea Yant	\$ 83,802.75	\$	\$	\$	\$	\$
7180	1	850	0221	A.C. Cropp	185,000.00					
7181				TOTAL RELIEF ACT	\$ 268,802.75	\$	\$	\$	\$	\$
		880		COMMISSIONERS FOR THE PROMOTION OF UNIFORMITY OF LEGISLATION IN THE UNITED STATES						
7182	1	880	0104	Expenses	\$ 15,651.41	\$ 15,651.41	\$	\$	\$	\$
7183				TOTAL COMMISSIONERS FOR THE PROMOTION OF UNIFORMITY OF LEGISLATION IN THE UNITED STATES	\$ 15,651.41	\$ 15,651.41	\$	\$	\$	\$
		900		REPLACEMENT TRUST FUNDS						
				Department of General Services—						
				Division of Building Construction and Property Management—						
7184	2	900	0207	Special Expense	\$ 4,885.00	\$ 4,885.00	\$	\$	\$	\$
7185	2	900	0211	Refunds	158.71					
				Department of Agriculture and Consumer Services—						
7186	2	900	0407	Special Expense	12,032.24				12,032.24	
				Department of Highway Safety and Motor Vehicles—						
				Division of Florida Highway Patrol—						
7187	2	900	0507	Special Expense	405.60		405.60			
				Department of Health and Rehabilitative Services—						
				Northeast Florida State Hospital—						
7188	2	900	0807	Special Expense	25,753.07			25,753.07		
				Division of Retardation—Sunland Training Center Marianna—						
7189	2	900	0906	Fixed Capital Outlay	83,099.00			83,099.00		
				Division of Mental Retardation—						
7190	2	900	1007	Special Expense	16,459.98			16,459.98		
				Department of Education—Division of Universities—						
				University of Florida—Institute of Food and Agricultural Sciences Experiment Station—						
7191	2	900	1207	Special Expense	1,271.00				1,271.00	
				University of Florida—						
7192	2	900	1507	Special Expense	582.14					
7193	2	900	1512	Transfers	5,747.00					
7194	2	900	1599	Certifications Forward	183.44					

**STATEMENT OF FUNCTIONAL DISBURSEMENTS
BY DEPARTMENTS, APPROPRIATIONS, AND ACCOUNTS**

EXPENDITURES						NON-OPERATING EXPENDITURES					Line No.
Public Welfare	Education	Parks, Monuments & Memorials	Correctional Institutions	Retirements, Pensions and Relief Acts	Total Operating Expenditures	Aid to Cities, Counties and Others	Investments	County and Other Debt Service	Transfers, Refunds and Other Non-Operating	Total Non-Operating Expenditures	
\$	\$	\$	\$	\$	17,283.03	\$	\$	\$	\$	\$	7149
					764.47						7150
\$	\$	\$	\$	\$	18,047.50	\$	\$	\$	\$	\$	7151
\$	\$	\$	\$	\$	599,686.74	\$	\$	\$	\$	\$	7152
					8,854.95						7153
					737,772.39						7154
					6,112.99						7155
					10,967,610.37						7156
									45,471.23	45,471.23	7157
							2,550,000.00			2,550,000.00	7158
					4,163.60						7159
									4,551.44	4,551.44	7160
					12,831.47						7161
					74,285.89						7162
					306,627.94						7163
					239.52						7164
					334,038.76						7165
									169,916.00	169,916.00	7166
							1,050,000.00			1,050,000.00	7167
					3,287.90						7168
					17,257.61						7169
\$	\$	\$	\$	\$	13,072,770.13	\$	\$ 3,600,000.00	\$	\$ 219,938.67	\$ 3,819,938.67	7170
\$	\$	\$	\$	\$	533,147.07	\$	\$	\$	\$	\$	7171
					66,538.80						7172
					117,600.99						7173
					20,703.64						7174
					64,661.48						7175
					17,160.79						7176
\$	\$	\$	\$	\$	819,812.77	\$	\$	\$	\$	\$	7177
\$	\$	\$	\$	\$	29,490,477.84	\$ 18,571,416.29	\$ 17,425,000.00	\$	\$ 1,409,181.90	\$ 37,405,598.19	7178
\$	\$	\$	\$	\$ 83,802.75	\$ 83,802.75	\$	\$	\$	\$	\$	7179
				185,000.00	185,000.00						7180
\$	\$	\$	\$	\$ 268,802.75	\$ 268,802.75	\$	\$	\$	\$	\$	7181
\$	\$	\$	\$	\$	15,651.41	\$	\$	\$	\$	\$	7182
\$	\$	\$	\$	\$	15,651.41	\$	\$	\$	\$	\$	7183
\$	\$	\$	\$	\$	4,885.00	\$	\$	\$	\$	\$	7184
									158.71	158.71	7185
					12,032.24						7186
					405.60						7187
					25,753.07						7188
					83,099.00						7189
					16,459.98						7190
					1,271.00						7191
	582.14				582.14						7192
									5,747.00	5,747.00	7193
	183.44				183.44						7194

**STATEMENT OF FUNCTIONAL DISBURSEMENTS
BY DEPARTMENTS, APPROPRIATIONS, AND ACCOUNTS**

Line No.	Fund No.	Dept. and Div. No.	Acct. No.	NAME OF APPROPRIATION OR ACCOUNT	Total Expenditures	OPERATING				
						General Government	Protection to Persons and Property	Hospitals, Health and Sanitation	Development & Conservation of Natural Resources	Highways
		900		REPLACEMENT TRUST FUNDS (Continued)						
				Department of Education—Division of Universities— (Continued)						
				Florida State University—						
7195	2	900	1607	Special Expense	\$ 19,376.89	\$	\$	\$	\$	\$
				University of South Florida—						
7196	2	900	1812	Transfers	4,847.03
				Judicial Branch—						
				Third District Court of Appeal—						
7197	2	900	1907	Special Expense	402.50
				Department of Corrections—						
				Apalachee Correctional Institution—						
7198	2	900	2207	Special Expense	10,500.00
7199	2	900	2211	Refunds	239.00
				Department of Community Affairs—						
				Division of Disaster Preparedness—						
7200	2	900	2607	Special Expense	1,096.89	1,096.69
				Department of Corrections—						
				Broward Correctional Institution—						
7201	2	900	3207	Special Expense	336.64
				Department of Transportation—						
7202	2	900	3407	Special Expense	40,693.52	12.27
				Health and Rehabilitative Services—						
				Secretary for Administrative Services—						
7203	2	900	3507	Special Expense	1,731.84	1,731.84
				Department of Corrections—						
				Lawley Correctional Institution—						
7204	2	900	3807	Special Expense	4,132.00
				Region V—Facilities and Road Prisons—						
7205	2	900	3907	Special Expense	20,980.00
				Department of Health and Rehabilitative Services—District II—						
7206	2	900	4007	Special Expense	4,556.78	4,556.78
				Department of Corrections—						
				Polk Correctional Institution—						
7207	2	900	5507	Special Expense	5,459.22
				Department of State and Secretary of State—						
				Historic Pensacola Preservation—						
7208	2	900	5607	Special Expense	12,238.76	12,238.76
				Department of Military Affairs—						
7209	2	900	6307	Special Expense	216,360.48	216,360.48
				Department of Education—Division of Universities—						
				University of Central Florida—						
7210	2	900	6507	Special Expense	636.00
				Department of Corrections—						
				Zephyrhills Correctional Institution—						
7211	2	900	6607	Special Expense	4,801.44
				Department of Natural Resources—						
				Division of Recreation and Parks—						
7212	2	900	7107	Special Expense	5,800.98
				Department of Corrections—						
				Union Correctional Institution—						
7213	2	900	7611	Refunds	25,451.00
				Reception and Medical Center—						
7214	2	900	8007	Special Expense	19,712.20
				Department of Health and Rehabilitative Services—						
				District IV—						
7215	2	900	8307	Special Expense	1,043.00	1,043.00
				Department of Corrections—						
				Dade Correctional Institution—						
7216	2	900	9104	Special Expense #2	3,704.75
				Indian River Correctional Institution—						
7217	2	900	9207	Special Expense	12,513.20
				Department of Law Enforcement—						
7218	2	900	9507	Special Expense	18,074.45	18,074.45
				Department of Health and Rehabilitative Services—						
				Florida School for Boys—Okachobee—						
7219	2	900	9797	Special Expense	3,297.98
7220				TOTAL REPLACEMENT TRUST FUNDS	\$ 558,563.33	\$ 12,216.62	\$ 235,937.22	\$ 125,312.05	\$ 25,542.00	\$ 12.27
		990		WORKING CAPITAL FUND						
7221	3	990	0250	Investments	\$ 182,684,152.89	\$	\$	\$	\$	\$
7222				TOTAL WORKING CAPITAL FUNDS	\$ 182,684,152.89	\$	\$	\$	\$	\$
7223				TOTAL EXPENDITURES	\$13,395,271,034.71	\$557,018,949.60	\$132,819,994.23	\$430,004,159.72	\$216,867,313.84	\$842,281,062.87

**STATEMENT OF FUNCTIONAL DISBURSEMENTS
BY DEPARTMENTS, APPROPRIATIONS, AND ACCOUNTS**

EXPENDITURES						NON-OPERATING EXPENDITURES					Line No.
Public Welfare	Education	Parks, Monuments & Memorials	Correctional Institutions	Retirements, Pensions and Relief Acts	Total Operating Expenditures	Aid to Cities, Counties and Others	Investments	County and Other Debt Service	Transfers, Refunds and Other Non-Operating	Total Non-Operating Expenditures	
\$	\$ 19,376.69	\$	\$	\$	\$ 19,376.69	\$	\$	\$	\$	\$	7195
									4,847.03	4,847.03	7196
402.50					402.50						7197
			10,500.00		10,500.00						7198
									239.00	239.00	7199
					1,096.69						7200
			336.64		336.64						7201
					12.27				40,681.25	40,681.25	7202
					1,731.84						7203
			4,132.00		4,132.00						7204
			20,980.00		20,980.00						7205
					4,556.78						7206
			5,459.22		5,459.22						7207
					12,238.76						7208
					216,360.48						7209
	636.00				636.00						7210
			4,801.44		4,801.44						7211
		5,800.98			5,800.98						7212
									25,451.00	25,451.00	7213
			19,712.20		19,712.20						7214
					1,043.00						7215
			3,704.75		3,704.75						7216
			12,513.20		12,513.20						7217
					18,074.45						7218
			3,297.98		3,297.98						7219
\$ 402.50	\$ 20,778.27	\$ 5,800.98	\$ 85,437.43	\$	\$ 511,439.34	\$	\$	\$	\$ 77,123.99	\$ 77,123.99	7220
\$	\$	\$	\$	\$	\$	\$	\$ 182,684,152.89	\$	\$	\$ 182,684,152.89	7221
\$	\$	\$	\$	\$	\$	\$	\$ 182,684,152.89	\$	\$	\$ 182,684,152.89	7222
\$977,762,881.32	\$850,274,293.61	\$ 21,201,581.62	\$236,130,095.31	\$204,380,387.49	\$4,468,740,719.61	\$2,759,689,529.52	\$2,065,501,715.54	\$ 29,680,269.43	\$4,071,658,800.61	\$4,926,530,315.10	7223

SALES AND USE TAX COLLECTIONS*

SALES AND USE TAX COLLECTIONS	SALES AND USE TAX COLLECTIONS BY MONTHS
Sales and Use Tax	July, 1979
\$2,252,460,525.19	\$ 177,898,825.14
Suspense	August
(346,827.34)	167,408,857.99
Sub-Total	September
\$2,252,113,697.85	171,822,136.76
Certificate of Registration Fees	October
334,224.00	166,270,032.16
Total	November
\$2,252,447,921.85	175,580,627.21
	December
	182,649,387.25
	January, 1980
	222,039,676.01
	February
	188,905,419.84
	March
	195,089,764.83
	April
	216,919,782.05
	May
	198,503,296.51
	June
	189,372,719.44
	Total Monthly Collections
	\$2,252,460,525.19
	Suspense
	(346,827.34)
	Total
	\$2,252,113,697.85

SALES AND USE TAX COLLECTIONS BY COUNTY

Alachua	\$ 27,123,989.01	Liberty	\$ 151,332.03
Baker	890,475.93	Madison	1,209,918.51
Bay	19,554,013.01	Manatee	31,125,771.30
Bradford	1,770,443.99	Marion	23,882,261.26
Brevard	48,276,960.42	Martin	16,298,069.16
Broward	245,034,200.73	Monroe	17,284,108.05
Calhoun	889,119.98	Nassau	4,186,875.41
Charlotte	10,639,654.84	Okaloosa	16,772,300.37
Citrus	6,734,735.47	Okeechobee	3,145,204.57
Clay	9,517,992.04	Orange	140,413,322.93
Collier	24,383,694.10	Osceola	12,097,501.77
Columbia	5,676,929.60	Palm Beach	139,134,173.68
Dade	398,818,039.36	Pasco	24,894,368.11
DeSoto	2,292,918.43	Pinellas	147,791,391.86
Dixie	1,019,641.48	Polk	80,769,376.85
Duval	129,272,643.78	Putnam	7,214,082.27
Escambia	42,004,088.89	St. Johns	9,677,572.93
Flagler	1,563,063.01	St. Lucie	19,406,801.34
Franklin	711,049.27	Santa Rosa	4,548,148.47
Gadsden	3,467,680.12	Sarasota	50,433,684.91
Gilchrist	453,891.24	Seminole	31,671,656.95
Glades	337,222.47	Sumter	2,103,795.06
Gulf	1,389,515.50	Suwannee	2,734,509.25
Hamilton	4,803,539.60	Taylor	3,178,097.14
Hardee	2,446,286.43	Union	407,269.94
Hendry	3,085,342.42	Volusia	50,737,514.78
Hernando	6,096,283.07	Wakulla	789,773.22
Highlands	7,249,736.30	Walton	1,911,862.54
Hillsborough	161,708,857.21	Washington	905,333.87
Holmes	1,002,364.69		<u>\$2,135,598,365.46</u>
Indian River	12,728,707.26	Out of State	104,786,373.87
Jackson	4,710,248.29	In/Out State	8,693,281.95
Jefferson	845,439.72	Consolidated	3,382,503.91
Lafayette	185,950.44	Sub-Total	\$2,252,460,525.19
Lake	17,854,276.37	Suspense	(346,827.34)
Lee	54,993,911.23	TOTAL	<u>\$2,252,113,697.85</u>
Leon	29,268,391.67		
Levy	1,920,989.56		

*Information provided by Department of Revenue.

SALES AND USE TAX COLLECTIONS (Continued)

SALES AND USE TAX COLLECTIONS BY TRADE CLASSIFICATIONS

Food and Beverage Group:

Grocery Stores	\$ 120,809,952.98
Meat Markets	204,585.81
Seafood Dealers	379,720.34
Vegetable and Fruit Markets	2,031,816.07
Bakeries	2,431,516.76
Delicatessens	646,898.97
Candy and Confectionery	7,256,128.82
Restaurants and Lunchrooms	165,336,966.78
Taverns—Night Clubs	54,163,471.07
Total Food and Beverage Group	\$ 353,261,057.60

Apparel Group:

Clothing Stores	\$ 52,940,374.26
Shoe Stores	15,579,842.47
Hat Shops	189,032.74
Total Apparel Group	\$ 68,709,249.47

General Merchandise Group:

Department Stores	\$ 123,720,601.96
Variety Stores	39,084,339.65
Drug Stores	33,708,581.96
Jewelry—Leather—Sporting Goods	28,424,646.42
Feed and Seed Stores	2,762,298.75
Hardware—Paints—Machinery	34,425,319.64
Farm Implement Dealers	8,003,964.12
General Merchandise Stores	50,583,146.28
Second Hand Stores	3,388,558.04
Dry Goods Stores	7,051,192.21
Total General Merchandise Group	\$ 331,152,649.03

Automotive Group:

Motor Vehicle Dealers	\$ 303,441,115.82
Auto Accessories—Tires—Parts	33,266,325.10
Filling and Service Stations	20,884,555.31
Garage and Repair Shops	24,002,827.99
Aircraft Dealers	7,975,146.79
Motorboat and Yacht Dealers	16,159,748.37
Total Automotive Group	\$ 405,729,719.38

Furniture and Appliances Group:

Furniture Stores	\$ 49,211,549.34
Household Appliances	19,020,586.63
Store and Office Equipment	32,729,675.22
Music Stores—Radios—Televisions	23,331,776.99
Total Furniture and Appliances Group	\$ 124,293,588.18

Lumber, Builders and Contractors Group:

Building Contractors	\$ 16,584,467.52
Heating and Air Conditioning	11,625,735.75
Electrical and Plumbing	49,610,638.50
Decorating—Painting—Papering	12,304,001.39

Lumber, Builders and
Contractors Group (Continued)

Roofing and Sheet Metal	\$ 4,735,613.04
Lumber and Building Materials	124,433,743.27
Total Lumber, Builders and Contractors Group	\$ 219,294,199.47

General Classification Group:

Hotels, Apartment Houses, etc.	\$ 91,596,071.77
Auctioneer Commission Dealers	7,452,596.37
Barber and Beauty Shops	6,045,417.02
Book Stores	4,680,748.03
Cigar Stands—Tobacco Shops	712,661.79
Florists	4,318,342.59
Fuel Dealers	12,838,166.51
Funeral Directors—Monuments	1,243,816.51
Scrap Metal—Junk Yards	1,133,543.07
Itinerant Vendors	1,953,234.89
Laundry and Cleaning Services	4,809,333.51
Machine Shops and Foundries	5,463,566.25
Horse, Cattle and Pet Dealers	2,208,410.86
Photographers—Photo Supplies	11,572,468.24
Shoe Repair Shops	494,071.25
Storage and Warehousing	292,338.32
Gift, Card and Novelty Shops	20,630,239.73
News Stands	986,521.19
Social Clubs and Associations	7,114,055.60
Industrial Machinery and Equipment	34,617,025.76
Admissions	32,272,539.08
Holiday Season Vendors	59,023.17
Rental of Tangible Property	20,185,648.82
Fabrication—Sales of Cabinets, etc.	22,135,713.26
Manufacturing—Mining	98,264,162.94
Bottlers—Soft Drinks, etc.	1,659,303.05
Pawn Shops	441,104.44
Communications	49,660,179.04
Transportation	15,758,788.88
Graphic Arts—Printing	17,020,593.41
Insurance	3,956,661.02
Sanitary and Industrial Supplies	6,027,439.64
Packaging Materials—Paper Bags	2,486,426.11
Repair—Tangible Personal Property	15,311,924.92
Advertising	3,239,001.57
Top Soil—Clay—Sand—Fill Dirt	5,085,156.63
Trade Stamp Redemption Centers	1,694,703.88
Nurseries and Landscaping	6,167,779.94
Vending Machines	4,895,202.86
Importing and Exporting	1,526,050.86
Medical—Dental—Surgical—	
Hospital Supplies	5,281,534.52
Wholesale Dealers	46,649,150.23
Schools—Educational Institutions	731,692.96
Office Space and Commercial Rentals	85,350,802.84
Parking Lots, Boat Docking and Storage	4,088,622.71
Utilities, Electricity or Gas	58,633,806.33
Commercial Fisherman	10,425.36
Miscellaneous	21,263,994.33
Total General Classification Group	\$ 750,020,062.06

TOTAL ALL CLASSIFICATIONS	\$2,252,460,525.19
Suspense	(346,827.34)
TOTAL	\$2,252,113,697.85

GASOLINE AND SPECIAL FUEL TAX COLLECTIONS BY COUNTY*

COUNTY	Gasoline		Special Fuel		Total Tax
	Gallons Sold	Tax at 8¢ per Gallon	Gallons Sold	Tax at 8¢ per Gallon	
Alachua	81,529,075.5	\$ 6,522,326.04	4,298,707.1	\$ 343,896.57	\$ 6,866,222.61
Baker	8,922,851	713,828.08	1,245,643.0	99,651.44	813,479.52
Bay	52,802,861	4,224,228.88	3,309,540.0	264,763.20	4,488,992.08
Bradford	13,579,838	1,086,387.04	787,094.5	62,967.56	1,149,354.60
Brevard	130,908,295	10,472,663.60	4,840,995.4	387,279.64	10,859,943.24
Broward	498,891,496	39,911,319.68	30,585,937.6	2,446,875.01	42,358,194.69
Calhoun	7,382,089	590,567.12	1,080,731.3	86,458.51	677,025.63
Charlotte	24,917,668	1,993,413.44	1,217,248.9	97,379.92	2,090,793.36
Citrus	23,594,673	1,887,573.84	1,360,275.8	108,822.07	1,996,395.91
Clay	29,036,308	2,322,904.64	1,788,886.4	143,110.92	2,466,015.56
Collier	53,859,583	4,308,766.64	2,273,863.3	181,909.07	4,490,675.71
Columbia	29,802,439	2,384,195.12	3,862,656.5	309,012.52	2,693,207.64
Dade	684,010,997	54,720,879.76	40,426,194.5	3,234,095.56	57,954,975.32
DeSoto	10,732,198	858,575.84	1,409,389.5	112,751.16	971,327.00
Dixie	8,795,559	703,644.72	975,094.6	78,007.57	781,652.29
Duval	284,813,838.5	22,785,107.08	49,546,359.0	3,963,708.72	26,748,815.80
Escambia	109,393,932.8	8,751,514.62	7,472,418.7	597,793.50	9,349,308.12
Flagler	5,594,050	447,524.00	597,325.3	47,786.02	495,310.02
Franklin	5,038,724	403,097.92	347,838.4	27,827.07	430,924.99
Gadsden	16,121,157	1,289,692.56	1,091,619.2	87,329.54	1,377,022.10
Gilchrist	2,063,800	165,104.00	138,110.0	11,048.80	176,152.80
Glades	3,323,475	265,878.00	398,486.8	31,878.94	297,756.94
Gulf	7,632,117	610,569.36	491,637.2	39,330.98	649,900.34
Hamilton	13,379,973	1,070,397.84	3,063,367.4	245,069.39	1,315,467.23
Hardee	11,437,011	914,960.88	1,423,754.0	113,900.32	1,028,861.20
Hendry	13,727,840	1,098,227.20	2,532,156.0	202,572.48	1,300,799.68
Hernando	21,206,111	1,696,488.88	3,973,085.5	317,846.84	2,014,335.72
Highlands	28,263,551	2,261,084.08	3,639,246.3	291,139.70	2,552,223.78
Hillsborough	394,386,020.3	31,550,881.62	51,901,768.3	4,152,141.46	35,703,023.08
Holmes	9,650,594	772,047.52	3,624,711.3	289,976.90	1,062,024.42
Indian River	36,036,323	2,882,905.84	6,401,046.5	512,083.72	3,394,989.56
Jackson	26,512,237	2,120,978.96	6,808,902.5	544,712.20	2,665,691.16
Jefferson	7,744,281	619,542.48	5,034,611.3	402,768.90	1,022,311.38
Lafayette	2,647,148	211,771.84	324,562.0	25,964.96	237,736.80
Lake	58,069,425	4,645,554.00	6,567,583.8	525,406.70	5,170,960.70
Lee	97,858,119.1	7,828,649.53	7,169,396.0	573,551.68	8,402,201.21
Leon	76,787,554.6	6,143,004.37	6,204,717.6	496,377.41	6,639,381.78
Levy	12,161,053	972,884.24	2,042,738.7	163,419.10	1,136,303.34
Liberty	3,746,228	299,698.24	433,222.8	34,657.82	334,356.06
Madison	10,838,464	867,077.12	3,072,061.5	245,764.92	1,112,842.04
Manatee	59,113,036	4,729,042.88	4,400,867.4	352,069.39	5,081,112.27
Marion	76,171,734	6,093,738.72	20,376,055.3	1,630,084.42	7,723,823.14
Martin	31,310,458	2,504,836.64	1,553,597.5	124,287.80	2,629,124.44
Monroe	40,179,760	3,214,380.80	829,231.2	66,338.50	3,280,719.30
Nassau	20,047,203	1,603,776.24	6,269,882.8	501,590.62	2,105,366.86
Okaloosa	56,146,203.7	4,491,696.30	2,482,207.4	198,576.59	4,690,272.89
Okeechobee	12,871,750	1,029,740.00	1,847,894.5	147,831.56	1,177,571.56
Orange	279,254,921	22,340,393.68	35,331,975.9	2,826,558.07	25,166,951.75
Osceola	32,921,631	2,633,730.48	1,482,413.7	118,593.10	2,752,323.58
Palm Beach	263,534,932	21,082,794.56	15,262,173.3	1,220,973.86	22,303,768.42
Pasco	59,088,430	4,727,074.40	4,929,464.9	394,357.19	5,121,431.59
Pinellas	274,860,923	21,988,873.84	12,647,344.8	1,011,787.58	23,000,661.42
Polk	148,579,695.6	11,886,375.65	36,765,159.9	2,941,212.79	14,827,588.44
Putnam	22,069,479	1,765,558.32	987,917.4	79,033.39	1,844,591.71
St. Johns	35,552,424	2,844,193.92	8,883,546.8	710,683.74	3,554,877.66
St. Lucie	59,167,090	4,733,367.20	4,525,157.3	362,012.58	5,095,379.78
Santa Rosa	31,111,125	2,488,890.00	1,424,054.8	113,924.38	2,602,814.38
Sarasota	84,181,622	6,734,529.76	4,830,662.9	386,453.03	7,120,982.79
Seminole	53,250,484	4,260,038.72	3,414,572.4	273,165.79	4,533,204.51
Sumter	17,572,316	1,405,785.28	10,091,167.7	807,293.42	2,213,078.70
Suwannee	17,546,070	1,403,685.60	1,575,251.5	126,020.12	1,529,705.72
Taylor	12,564,317	1,005,145.36	1,683,649.8	134,691.98	1,139,837.34
Union	2,372,796	189,823.68	1,537,704.2	123,016.34	312,840.02
Volusia	130,852,902	10,468,232.16	7,098,630.0	567,890.40	11,036,122.56
Wakulla	6,805,053	544,404.24	2,284,015.9	182,721.27	727,125.51
Walton	13,486,014	1,078,881.12	3,299,531.4	263,962.51	1,342,843.63
Washington	8,124,643	649,971.44	360,261.6	28,820.93	678,792.37
Penalties	670,053	53,604.24	1,206,182.9	96,494.64	150,098.88
TOTAL	4,766,606,023.1	\$381,328,481.85	471,143,559.7	\$ 37,691,484.78	\$419,019,966.63

*Information provided by the Department of Revenue.

GASOLINE AND SPECIAL FUEL TAX ALLOCATIONS*

GASOLINE	Tax	Collection Fee	Allocations
4 CENT TAX:			
Department of Transportation	\$175,040,961.85	\$	\$175,040,961.85
General Revenue 4% of 4¢ D.O.T.	7,399,608.00	7,399,608.00
2% of 4¢ to Department of Natural Resources	2,549,630.15	2,549,630.15
Refunds—Agricultural and Commercial Fishing	310,000.00	310,000.00
2% of 4¢ Service Station Refunds	2,847,286.28	2,847,286.28
Refunds—Municipalities	1,455,899.56	1,455,899.56
City Transit Refund	2,608.20	2,608.20
Collection Fee Allowed	1,058,246.87	1,058,246.87
	<u>\$190,664,240.91</u>	<u>\$ 1,058,246.87</u>	<u>\$189,605,994.04</u>
2 CENT TAX:			
To State Board of Administration for County Road Bonds	\$ 95,332,120.47	\$	\$ 95,332,120.47
	<u>\$ 95,332,120.47</u>	<u>\$</u>	<u>\$ 95,332,120.47</u>
7th CENT TAX:			
Collection Fee Allowed	\$ 264,561.70	\$ 264,561.70	\$
Refunds—Municipalities	363,974.89	363,974.89
Administrative Trust Fund	912,503.00	912,503.00
Remaining 7th Cent to Counties	46,125,020.68	46,125,020.68
	<u>\$ 47,666,060.27</u>	<u>\$ 264,561.70</u>	<u>\$ 47,401,498.57</u>
8th CENT TAX:			
Revenue Sharing Trust Fund	\$ 47,401,498.51	\$	\$ 47,401,498.51
Collection Fee Allowed	264,561.70	264,561.70
	<u>\$ 47,666,060.21</u>	<u>\$ 264,561.70</u>	<u>\$ 47,401,498.51</u>
TOTAL DISTRIBUTED**	<u>\$381,328,481.86</u>	<u>\$ 1,587,370.27</u>	<u>\$379,741,111.59</u>

SPECIAL FUEL	Tax	Collection Fee	Allocations
4 CENT TAX:			
Department of Transportation	\$ 16,974,932.38	\$	\$ 16,974,932.38
General Revenue 4% of 4¢ D.O.T.	717,720.93	717,720.93
2% of 4¢ to Department of Natural Resources	250,369.85	250,369.85
2% of 4¢ Service Station Refund (Audit)	436.95	436.95
Refunds—Cities Transit	61,949.00	61,949.00
Refunds—Municipalities	514,281.12	514,281.12
Collection Fee Allowed	325,801.08	325,801.08
Farmers and Fishermen Refund	251.08	251.08
	<u>\$ 18,845,742.39</u>	<u>\$ 325,801.08</u>	<u>\$ 18,519,941.31</u>
2 CENT TAX:			
To State Board of Administration for County Road Bonds	\$ 9,422,871.20	\$	\$ 9,422,871.20
	<u>\$ 9,422,871.20</u>	<u>\$</u>	<u>\$ 9,422,871.20</u>
7th CENT TAX:			
Collection Fee Allowed	\$ 81,450.24	\$ 81,450.24	\$
Refunds—Municipalities	128,570.28	128,570.28
Remaining 7th Cent to Counties	4,501,415.11	4,501,415.11
	<u>\$ 4,711,435.63</u>	<u>\$ 81,450.24</u>	<u>\$ 4,629,985.39</u>
8th CENT TAX:			
Collection Fee Allowed	\$ 81,450.31	\$ 81,450.31	\$
Revenue Sharing Trust Fund	4,629,985.25	4,629,985.25
	<u>\$ 4,711,435.56</u>	<u>\$ 81,450.31</u>	<u>\$ 4,629,985.25</u>
TOTAL DISTRIBUTED**	<u>\$ 37,691,484.78</u>	<u>\$ 488,701.63</u>	<u>\$ 37,202,783.15</u>

*Information provided by Department of Revenue.
 **Includes penalties at 8¢ per gallon.

COLLECTIONS BY OR WITHIN COUNTIES OF MAJOR SOURCES OF REVENUE*

COUNTY	Sales and Use Taxes	Gasoline Taxes	Motor Vehicle Licenses	Pari-Mutuel Wagering Taxes	Documentary Stamp Tax	Documentary Stamp Sur Tax	Total
Alachua	\$ 27,123,989.01	\$ 6,522,326.04	\$ 2,533,828.91	\$	\$ 1,801,877.76	\$ 69,698.04	\$ 38,051,719.76
Baker	890,475.93	713,828.08	353,573.78	130,969.79	9,440.43	2,098,288.01
Bay	19,554,013.01	4,224,228.88	1,968,667.36	1,039,926.00	38,485.70	26,825,320.95
Bradford	1,770,443.99	1,086,387.04	436,033.15	104,396.60	6,034.92	3,403,295.70
Brevard	48,276,960.42	10,472,663.60	5,983,942.93	1,009,852.00	4,224,373.41	204,535.68	70,172,328.04
Broward	245,034,200.73	39,911,319.68	21,930,967.38	17,128,288.79	23,450,162.85	997,384.00	348,452,323.43
Calhoun	889,119.98	590,567.12	264,027.34	79,898.67	2,489.97	1,826,103.08
Charlotte	10,639,654.84	1,993,413.44	1,329,201.61	1,302,069.21	77,489.99	15,341,829.09
Citrus	6,734,735.47	1,887,573.84	1,088,423.90	743,519.31	58,821.36	10,513,073.88
Clay	9,517,992.04	2,322,904.64	1,323,017.81	3,194,278.79	778,293.24	43,801.70	17,180,288.22
Collier	24,383,694.10	4,308,766.64	2,151,556.28	3,938,141.07	276,631.90	35,058,789.99
Columbia	5,676,929.60	2,384,195.12	735,276.85	256,010.07	11,906.49	9,064,318.13
Dade	398,818,039.36	54,720,879.76	34,188,947.19	34,391,373.88	34,700,540.59	1,357,414.87	558,177,195.65
DeSoto	2,292,918.43	858,575.84	444,316.78	313,079.99	13,384.10	3,922,275.14
Dixie	1,019,641.48	703,644.72	163,286.88	40,428.37	2,684.81	1,929,886.26
Duval	129,272,643.78	22,785,107.08	12,837,399.32	3,228,091.90	5,730,925.05	231,464.55	174,085,631.68
Escambia	42,004,088.89	8,751,514.62	4,771,011.73	1,539,353.89	2,335,097.89	69,404.42	59,470,471.44
Flagler	1,563,063.01	447,524.00	361,683.63	345,490.20	32,240.01	2,750,000.85
Franklin	711,049.27	403,097.92	144,247.14	132,803.57	4,467.16	1,395,665.06
Gadsden	3,467,680.12	1,289,692.56	545,031.66	568,447.42	212,034.07	6,014.28	6,088,900.11
Gilchrist	453,891.24	165,104.00	154,976.58	60,900.04	2,792.06	837,663.92
Glades	337,222.47	265,878.00	91,537.57	134,632.22	6,086.38	835,356.64
Gulf	1,389,515.50	610,569.36	207,363.98	83,560.65	1,997.48	2,293,006.97
Hamilton	4,803,539.60	1,070,397.84	350,475.56	39,063.65	2,274.37	6,265,751.02
Hardee	2,446,286.43	914,960.88	469,820.26	539,149.90	11,262.39	4,381,479.86
Hendry	3,085,342.42	1,098,227.20	497,919.20	271,756.67	12,230.50	4,965,475.99
Hernando	6,096,283.07	1,696,488.88	881,186.50	716,610.90	44,461.58	9,435,030.93
Highlands	7,249,736.30	2,261,084.08	1,060,840.65	641,256.09	41,919.06	11,254,836.18
Hillsborough	161,708,857.21	31,550,881.62	15,927,891.99	8,939,364.02	8,649,946.26	377,215.20	227,154,156.30
Holmes	1,002,364.69	772,047.52	263,212.04	91,072.23	4,293.67	2,132,990.15
Indian River	12,728,707.26	2,882,905.84	1,438,890.13	1,373,010.85	79,945.12	18,503,459.20
Jackson	4,710,248.29	2,120,978.96	831,421.22	384,539.92	29,018.39	8,076,206.78
Jefferson	845,439.72	619,542.48	294,979.35	1,150,336.74	97,683.19	3,161.96	3,011,143.44
Lafayette	185,950.44	211,771.84	95,379.80	22,585.40	1,110.95	516,798.43
Lake	17,854,276.37	4,645,554.00	2,881,042.62	1,391,892.99	65,649.72	26,838,415.70
Lee	54,993,911.23	7,828,649.53	4,698,556.02	2,444,247.30	5,321,675.66	299,028.84	75,586,068.58
Leon	29,268,391.67	6,143,004.37	2,863,352.48	2,131,384.88	92,142.59	40,498,275.99
Levy	1,920,989.56	972,884.24	428,064.94	169,373.31	8,312.37	3,499,624.42
Liberty	151,332.03	299,698.24	90,420.30	21,425.01	1,471.01	564,346.59
Madison	1,209,918.51	867,077.12	282,000.09	88,948.29	5,579.76	2,453,523.77
Manatee	31,125,771.30	4,729,042.88	3,415,473.44	2,718,831.80	119,551.94	42,108,671.36
Marion	23,882,261.26	6,093,738.72	2,923,447.35	934,929.67	1,710,090.43	94,783.02	35,639,250.45
Martin	16,298,069.16	2,504,836.64	1,612,308.84	1,757,385.49	86,539.92	22,259,140.05
Monroe	17,284,108.05	3,214,380.80	1,204,240.95	340,198.23	1,491,182.02	91,488.40	23,625,598.45
Nassau	4,186,875.41	1,603,776.24	625,166.91	402,162.60	15,918.09	6,834,499.25
Okaloosa	16,772,300.37	4,491,696.30	2,173,370.97	1,244,411.54	74,744.95	24,756,524.13
Okeechobee	3,145,204.57	1,029,740.00	548,628.76	381,757.53	23,310.89	5,128,641.75
Orange	140,413,322.93	22,340,393.68	12,885,821.60	6,958,277.22	275,409.73	182,873,225.16
Osceola	12,097,501.77	2,633,730.48	1,120,781.49	832,296.46	46,291.18	16,730,601.38
Palm Beach	139,134,173.68	21,082,794.56	11,993,937.91	4,467,069.23	18,506,055.83	810,441.49	195,994,472.70
Pasco	24,894,368.11	4,727,074.40	3,842,898.35	2,423,868.36	179,113.06	36,067,120.28
Pinellas	147,791,391.86	21,988,873.84	13,322,938.45	7,195,295.22	12,694,402.87	679,257.44	203,672,159.68
Polk	80,769,376.85	11,886,375.65	8,977,246.97	3,717,569.46	164,018.67	105,514,587.60
Putnam	7,214,082.27	1,765,558.32	1,011,022.91	479,976.31	23,060.02	10,493,699.83
St. Johns	9,677,572.93	2,844,193.92	854,840.85	1,988,262.42	848,011.67	35,288.76	16,248,170.55
St. Lucie	19,406,801.34	4,733,367.20	1,844,715.58	1,151,865.49	1,690,765.85	80,400.93	28,907,916.39
Santa Rosa	4,548,148.47	2,488,890.00	983,614.04	424,527.06	27,082.81	8,472,262.38
Sarasota	50,433,684.91	6,734,529.76	4,775,119.99	3,447,402.20	4,774,686.56	258,823.30	70,424,246.72
Seminole	31,671,656.95	4,260,038.72	3,822,602.12	5,388,371.37	3,078,484.81	158,830.51	48,379,984.48
Sumter	2,103,795.06	1,405,785.28	513,913.81	182,996.72	10,438.81	4,216,929.68
Suwannee	2,734,509.25	1,403,685.60	495,696.24	208,310.09	10,271.74	4,852,472.92
Taylor	3,178,097.14	1,005,145.36	348,316.71	155,066.14	7,617.17	4,694,242.52
Union	407,269.94	189,823.68	173,454.66	22,087.47	1,896.77	794,532.52
Volusia	50,737,514.78	10,468,232.16	5,376,495.83	4,202,183.24	3,893,837.56	127,778.89	74,806,042.46
Wakulla	789,773.22	544,404.24	213,176.86	159,481.39	9,243.60	1,716,079.31
Walton	1,911,862.54	1,078,881.12	392,675.04	264,506.22	16,911.47	3,664,836.39
Washington	905,333.87	649,971.44	271,338.15	1,315,659.41	107,229.88	9,386.68	3,258,919.43
Suspense	(346,827.34)	(346,827.34)
Other	116,862,159.73 ¹	53,604,24 ²	1,502,127.29	719,847.51 ³	17,876.50 ⁴	119,155,615.27
TOTALS	\$2,252,113,697.85	\$381,328,481.85	\$214,588,944.98	\$104,024,871.21	\$175,739,210.67	\$ 8,059,524.52	\$3,135,854,731.08

*Source: Departments Making Collections.

¹Consists of Out of State Collections: \$104,786,373.87, In State Declarations: \$8,693,281.95 and Consolidated Reports—\$3,382,503.91.²Consists of Penalties and Interests.³Consists of Out of State Collections: \$639,840.75, and Penalties and Interests: \$80,006.76.⁴Consists of Out of State Collections: \$15,217.95 and Penalties and Interests: \$2,658.55.

DISTRIBUTIONS TO SCHOOL DISTRICTS FROM EDUCATIONAL PROGRAMS*

Line No.	COUNTY	Florida Educational Finance Program	Compensatory Education Supplement	Student Development Services Program	Student Transportation Program	State School Lunch Program	Instructional Materials Program	Instructional Services Program
1	Alachua	\$ 22,202,410.00	\$ 533,427.00	\$ 248,667.00	\$ 1,019,475.00	\$ 117,963.00	\$ 331,059.00	\$
2	Baker	3,750,272.00	78,920.00	39,512.00	169,295.00	13,948.00	49,123.00
3	Bay	19,386,103.00	278,504.00	235,881.00	852,927.00	98,869.00	308,345.00
4	Bradford	4,453,849.00	101,226.00	46,601.00	187,411.00	16,082.00	57,828.00
5	Brevard	48,149,731.00	702,526.00	568,450.00	1,593,630.00	162,565.00	770,115.00
6	Broward	107,729,309.00	2,541,691.00	1,621,507.00	3,568,542.00	544,383.00	2,090,281.00	517,140.00
7	Caihou	2,058,681.00	18,163.00	23,605.00	105,089.00	13,879.00	31,373.00
8	Charlotte	3,601,300.00	57,464.00	73,178.00	297,391.00	19,965.00	130,758.00
9	Citrus	5,496,049.00	154,547.00	84,836.00	481,041.00	32,960.00	124,928.00	148,604.00
10	Clay	15,905,573.00	216,048.00	182,209.00	719,496.00	38,963.00	256,746.00	61,840.00
11	Collier	8,079,111.00	251,843.00	157,339.00	609,267.00	71,512.00	250,309.00
12	Columbia	7,460,086.00	163,363.00	82,720.00	424,173.00	36,852.00	108,224.00
13	Dade	206,183,145.00	3,420,326.00	2,845,215.00	3,565,805.00	1,214,955.00	3,738,432.00
14	DeSoto	3,869,592.00	91,241.00	41,351.00	205,704.00	17,897.00	65,849.00
15	Dixie	1,858,835.00	45,568.00	20,096.00	111,618.00	11,354.00	25,389.00
16	Duval	87,499,021.00	1,927,538.00	1,214,178.00	4,252,333.00	556,512.00	1,644,890.00
17	Escambia	45,027,278.00	742,464.00	507,397.00	1,783,879.00	242,331.00	677,476.00
18	Flagler	41,744.00	41,744.00	20,237.00	132,232.00	9,351.00	31,614.00
19	Franklin	1,652,191.00	30,909.00	20,887.00	52,558.00	8,991.00	31,036.00
20	Gadsden	10,074,921.00	271,600.00	102,565.00	428,037.00	97,321.00	138,712.00
21	Gilchrist	1,594,044.00	29,104.00	16,851.00	102,487.00	5,682.00	21,614.00
22	Glades	694,087.00	40,575.00	12,650.00	66,051.00	8,738.00	17,137.00
23	Gulf	2,582,760.00	37,389.00	29,615.00	97,618.00	12,661.00	38,688.00
24	Hamilton	1,944,044.00	51,622.00	25,797.00	121,953.00	14,508.00	34,534.00
25	Hardee	2,384,363.00	81,894.00	50,680.00	204,257.00	22,078.00	67,283.00
26	Hendry	4,191,223.00	113,335.00	53,041.00	187,488.00	23,007.00	71,364.00
27	Hernando	5,628,911.00	93,259.00	70,960.00	484,482.00	29,704.00	131,447.00
28	Highlands	5,600,476.00	153,485.00	83,817.00	334,387.00	35,214.00	115,248.00
29	Hillsborough	100,045,130.00	2,472,861.00	1,280,582.00	4,337,110.00	599,910.00	1,707,302.00	246,893.00
30	Holmes	3,553,188.00	62,456.00	39,195.00	243,017.00	22,190.00	49,949.00
31	Indian River	5,521,609.00	182,589.00	104,355.00	390,054.00	38,561.00	142,497.00
32	Jackson	8,879,828.00	127,143.00	92,097.00	481,494.00	46,757.00	122,451.00	42,379.00
33	Jefferson	2,468,641.00	66,280.00	26,515.00	193,819.00	18,950.00	44,899.00
34	Lafayette	916,969.00	17,951.00	10,396.00	71,941.00	4,551.00	13,459.00
35	Lake	16,168,779.00	307,713.00	202,873.00	772,086.00	81,297.00	280,331.00	54,809.00
36	Lee	24,927,379.00	523,442.00	337,916.00	1,337,200.00	122,557.00	418,743.00
37	Leon	22,248,746.00	439,318.00	260,916.00	816,535.00	99,962.00	329,545.00
38	Levy	3,744,902.00	100,695.00	44,677.00	268,449.00	22,814.00	60,212.00
39	Liberty	958,237.00	14,446.00	10,275.00	62,039.00	6,674.00	14,558.00
40	Madison	3,304,469.00	118,433.00	37,913.00	205,138.00	26,782.00	53,648.00
41	Manatee	15,234,733.00	254,392.00	238,471.00	804,623.00	101,492.00	289,809.00
42	Marion	19,756,566.00	494,870.00	246,321.00	1,143,526.00	137,152.00	344,579.00
43	Martin	5,036,944.00	149,130.00	98,803.00	448,711.00	38,522.00	128,785.00
44	Monroe	5,925,972.00	115,459.00	97,658.00	329,368.00	36,695.00	131,861.00	45,040.00
45	Nassau	6,452,456.00	156,247.00	83,486.00	409,720.00	26,425.00	113,014.00
46	Okaloosa	26,425,892.00	302,934.00	290,434.00	818,756.00	89,260.00	382,885.00
47	Okeechobee	4,232,637.00	109,086.00	50,125.00	254,376.00	21,141.00	82,634.00
48	Orange	80,276,948.00	1,860,833.00	972,762.00	2,567,938.00	274,020.00	1,251,454.00	247,407.00
49	Osceola	6,881,589.00	130,436.00	95,896.00	344,506.00	31,795.00	157,476.00
50	Palm Beach	51,251,564.00	1,800,289.00	825,490.00	2,510,729.00	358,358.00	1,198,770.00	266,466.00
51	Pasco	22,660,235.00	490,090.00	269,852.00	1,737,489.00	108,256.00	444,400.00
52	Pinellas	83,420,487.00	1,683,874.00	1,067,383.00	2,926,805.00	346,704.00	1,368,316.00	428,311.00
53	Polk	52,147,662.00	1,157,564.00	697,609.00	2,322,212.00	281,480.00	913,393.00	112,933.00
54	Putnam	9,542,335.00	185,350.00	115,134.00	541,310.00	61,451.00	155,500.00
55	St. Johns	8,805,993.00	190,980.00	103,257.00	490,700.00	36,417.00	143,605.00
56	St. Lucie	8,741,676.00	356,999.00	153,611.00	784,054.00	101,585.00	222,110.00
57	Santa Rosa	9,380,976.00	191,086.00	141,820.00	600,956.00	40,829.00	188,892.00
58	Sarasota	15,463,106.00	357,742.00	292,519.00	936,579.00	85,763.00	420,654.00
59	Seminole	34,512,576.00	378,455.00	397,617.00	1,206,124.00	88,013.00	650,465.00
60	Sumter	4,448,721.00	101,120.00	52,138.00	263,550.00	31,901.00	73,230.00
61	Suwannee	4,995,912.00	156,353.00	55,581.00	345,531.00	23,200.00	73,995.00
62	Taylor	3,542,326.00	78,814.00	41,309.00	213,898.00	16,581.00	51,342.00
63	Union	1,600,929.00	37,707.00	16,234.00	81,246.00	7,033.00	20,520.00
64	Volusia	28,497,977.00	732,054.00	397,923.00	1,165,750.00	158,836.00	556,269.00
65	Wakulla	2,499,029.00	43,018.00	27,364.00	189,118.00	13,244.00	37,014.00
66	Walton	3,033,963.00	45,674.00	42,791.00	329,969.00	19,430.00	58,318.00
67	Washington	4,844,101.00	38,342.00	43,035.00	202,124.00	21,784.00	45,628.00
68	Other	533,833.86	2,940,148.00
69	TOTAL	\$1,341,408,547.00	\$28,302,000.00	\$17,842,175.00	\$55,307,176.00	\$ 7,126,617.00	\$24,636,147.86	\$ 5,111,970.00

*Source: Department of Education.

DISTRIBUTIONS TO SCHOOL DISTRICTS FROM EDUCATIONAL PROGRAMS

Other General Revenue Fund Programs	Total From General Revenue Fund	County Capital Outlay and Debt Service School Fund			Other Trust Fund Programs	Total From Trust Fund	Total From Federal Revenue Sharing Fund	Total Distribution	Line No.
		Capital Outlay	Board of Administration Debt Service	Interest on Investments					
\$ 84,260.00	\$ 24,537,261.00	\$ 236,229.73	\$ 796,259.09	\$ 33,252.40	\$ 4,354,461.16	\$ 5,420,202.38	\$ 29,957,463.38	1	
8,165.00	4,109,235.00	26,230.87	91,021.56	3,776.24	566,715.87	687,744.54	4,796,979.54	2	
32,043.00	21,192,672.00	661,231.11	137,905.30	25,737.04	3,797,023.75	4,621,897.20	25,814,569.20	3	
20,859.00	4,883,856.00	32,039.34	107,450.45	4,492.42	1,382,534.34	1,526,516.55	6,410,372.55	4	
321,409.00	52,268,426.00	682,186.54	1,463,356.22	69,099.49	6,393,948.27	8,608,590.52	60,877,016.52	5	
200,614.00	118,813,467.00	1,379,313.47	4,621,397.15	193,259.27	17,996,139.94	24,190,109.83	15,693,882.00	158,697,458.83	6
13,187.00	2,263,977.00	64,484.01	2,076.78	612,263.01	678,823.80	2,942,800.80	7	
42,754.00	4,222,810.00	136,425.67	124,020.15	8,387.93	826,662.67	1,095,496.42	5,318,306.42	8	
19,374.00	6,542,339.00	108,418.59	204,492.27	10,077.63	1,197,229.59	1,520,218.08	8,062,557.08	9	
89,276.00	17,470,151.00	138,870.04	454,034.95	19,095.14	1,815,068.04	2,427,068.17	19,897,219.17	10	
93,574.00	9,512,955.00	176,188.69	346,680.83	16,839.57	4,661,967.69	5,201,676.78	14,714,631.78	11	
12,020.00	8,287,438.00	82,599.39	284,328.90	11,817.25	1,328,178.82	1,706,922.36	9,994,360.36	12	
608,226.26	221,576,104.26	2,959,091.68	7,784,784.00	346,017.96	43,081,461.30	54,171,354.94	30,032,943.00	305,780,402.20	13
9,329.00	4,300,963.00	47,977.68	98,369.68	4,713.27	576,131.00	727,191.63	5,028,154.63	14	
15,359.00	2,088,219.00	11,659.27	57,645.33	2,232.03	382,009.27	453,545.90	2,541,764.90	15	
518,592.74	97,613,064.74	1,071,338.40	3,191,702.20	137,295.77	23,809,384.86	28,209,721.23	12,869,019.00	138,691,804.97	16
105,320.21	49,086,145.21	607,023.93	1,383,952.63	64,121.52	8,245,889.63	10,300,987.71	59,387,132.92	17	
36,878.00	272,056.00	15,150.58	43,817.43	1,899.13	322,528.58	383,395.72	655,451.72	18	
16,583.34	1,813,155.34	15,583.71	44,507.20	1,935.29	457,701.71	519,727.91	2,332,883.25	19	
6,000.00	11,119,156.00	189,786.73	97,261.97	9,244.71	3,232,096.73	3,528,390.14	14,647,546.14	20	
11,964.00	1,781,746.00	19,479.63	36,984.51	1,818.49	242,256.63	300,539.26	2,082,285.26	21	
8,000.00	847,238.00	27,500.52	8,891.29	1,172.04	298,112.52	335,676.37	1,182,914.37	22	
21,037.00	2,819,768.00	11,876.29	72,701.72	2,723.92	523,973.29	611,275.22	3,431,043.22	23	
23,538.52	2,215,996.52	72,974.71	2,350.23	855,268.71	930,593.65	3,146,590.17	24	
19,694.00	2,830,249.00	104,283.94	49,309.08	4,946.63	1,587,503.94	1,746,043.59	4,576,292.59	25	
14,389.00	4,653,847.00	37,985.55	124,425.19	5,230.61	1,110,908.55	1,278,549.90	5,932,396.90	26	
49,957.00	6,488,720.00	80,520.20	175,459.63	8,244.10	1,063,041.20	1,327,265.13	7,815,985.13	27	
25,455.30	6,348,082.30	103,608.62	195,358.58	9,628.56	1,877,176.87	2,185,772.63	8,533,854.93	28	
279,298.08	110,969,086.08	1,223,610.82	3,046,846.83	137,534.63	20,475,194.32	24,883,186.60	11,604,156.00	147,456,428.68	29
16,504.00	3,986,499.00	15,975.19	95,580.00	3,592.75	633,424.19	748,572.13	4,735,071.13	30	
35,165.00	6,414,830.00	76,865.85	231,872.55	9,943.25	1,382,442.00	1,701,123.85	8,115,953.65	31	
43,195.00	9,835,344.00	77,647.60	252,674.12	10,638.36	2,041,087.56	2,382,047.64	12,217,391.64	32	
13,340.00	2,832,444.00	25,582.28	53,365.47	2,542.60	891,146.28	972,636.63	3,805,080.63	33	
15,355.00	1,050,622.00	11,048.39	20,160.35	1,005.11	221,414.39	253,628.24	1,304,250.24	34	
21,612.00	17,889,500.00	378,110.31	289,144.45	21,489.65	3,623,575.10	4,312,319.51	22,201,819.51	35	
133,504.00	27,800,741.00	306,334.47	949,160.32	40,434.54	4,815,936.72	6,111,866.05	33,912,607.05	36	
83,581.76	24,278,603.76	468,492.43	461,503.20	29,951.50	5,208,317.03	6,168,264.16	30,446,867.92	37	
6,000.00	4,247,749.00	26,429.32	107,581.90	4,315.97	747,173.32	885,500.51	5,133,249.51	38	
6,000.00	1,072,229.00	5,159.77	25,180.20	977.13	235,465.77	266,782.87	1,339,011.87	39	
20,615.00	3,766,998.00	51,013.58	98,477.90	4,814.53	1,007,312.11	1,161,618.12	4,928,616.12	40	
23,464.00	16,946,984.00	311,895.87	566,605.93	28,293.08	3,937,902.94	4,844,697.82	21,791,681.82	41	
108,274.00	22,231,288.00	368,706.07	525,760.61	28,807.26	5,086,215.11	6,009,489.05	28,240,777.05	42	
39,107.00	5,940,002.00	117,758.77	216,053.79	10,750.79	1,736,531.77	2,081,095.12	8,021,097.12	43	
102,102.00	6,784,155.00	88,646.54	257,996.63	11,164.01	1,580,414.15	1,938,221.33	8,722,376.33	44	
8,100.00	7,249,448.00	47,885.41	194,203.95	7,796.75	1,158,515.18	1,408,401.29	8,657,849.29	45	
60,910.00	28,371,071.00	205,893.66	797,906.05	32,328.44	3,439,428.33	4,475,556.48	32,846,627.48	46	
16,471.00	4,766,470.00	52,823.51	104,226.86	5,057.97	1,124,708.51	1,286,816.85	6,053,286.85	47	
98,246.00	87,549,608.00	891,035.57	2,413,101.62	106,413.26	14,780,489.16	18,191,039.61	105,740,647.61	48	
12,330.00	7,654,028.00	303,320.90	9,768.77	1,338,966.90	1,652,056.57	9,306,084.57	49	
162,614.00	58,374,280.00	650,549.17	2,156,336.38	90,398.74	13,043,809.21	15,941,093.50	74,315,373.50	50	
69,646.00	25,779,968.00	340,600.94	728,596.86	34,434.65	4,179,614.75	5,283,247.20	31,063,215.20	51	
148,435.74	91,390,315.74	1,281,686.92	2,750,146.60	129,849.49	12,555,266.88	16,716,949.89	108,107,265.63	52	
125,930.16	57,758,783.16	488,957.36	1,687,015.99	70,079.54	12,068,066.51	14,314,119.40	72,072,902.56	53	
48,354.00	10,649,434.00	130,698.37	256,840.03	12,481.08	2,687,772.33	3,087,791.81	13,737,225.81	54	
28,819.00	9,799,771.00	52,779.35	315,817.50	11,871.05	1,840,205.35	2,220,673.25	12,020,444.25	55	
43,484.58	10,403,519.58	232,636.04	465,378.30	22,480.30	3,771,398.55	4,491,893.19	14,895,412.77	56	
74,135.00	10,618,694.00	115,996.78	309,361.68	13,699.12	1,668,492.28	2,107,549.86	12,726,243.86	57	
135,359.00	17,691,722.00	305,722.84	665,097.10	31,266.29	4,373,155.84	5,375,242.07	23,066,964.07	58	
43,249.00	37,276,499.00	375,445.79	1,141,515.28	48,855.35	4,129,119.99	5,694,936.41	42,971,435.41	59	
10,330.00	4,980,990.00	35,473.25	118,966.87	4,973.91	1,115,634.25	1,275,048.28	6,256,038.28	60	
22,039.00	5,672,611.00	48,643.22	121,257.46	5,471.83	1,053,246.22	1,228,618.73	6,901,229.73	61	
13,194.00	3,957,464.00	33,723.56	87,648.14	3,908.90	711,650.56	836,931.16	4,794,395.16	62	
17,759.00	1,781,428.00	11,109.91	41,305.88	1,688.11	252,797.91	306,901.81	2,088,329.81	63	
26,801.00	31,535,410.00	377,211.27	1,149,432.35	49,167.18	5,571,009.33	7,146,820.13	38,682,230.13	64	
25,807.00	2,834,594.00	25,707.86	59,987.14	2,759.90	815,968.86	904,423.76	3,739,017.76	65	
8,000.00	3,538,145.00	46,744.62	71,520.39	3,808.85	866,696.62	988,770.48	4,526,915.48	66	
73,954.40	5,268,968.40	154,780.93	4,984.88	1,517,758.93	1,677,524.74	6,946,493.14	67	
220,277,406.00	223,751,387.86	39,472,417.04	39,472,417.04	263,223,804.90	68	
\$224,926,149.09	\$1,704,660,781.95	\$18,862,763.38	\$44,829,741.99	\$2,051,284.94	\$319,757,380.19	\$385,501,170.50	\$70,200,000.00	\$2,160,361,952.45	69

DISTRIBUTIONS TO COUNTIES FROM OTHER STATE SOURCES*

COUNTY	2¢ Gas and Special Fuel Tax to State Board of Administration for County Road Bonds	7th Cent Gas and Special Fuel Tax (Gas Tax Pour-Over Trust Fund)		Pari-Mutuel Wagering Funds
		Gas Tax	Special Fuel Tax	
Alachua	\$ 1,785,758.34	\$ 818,027.23	\$ 54,237.55	\$ 464,500.00
Baker	393,983.54	180,164.32	21,102.63	446,500.00
Bay	1,300,323.72	582,374.53	39,211.83	446,500.00
Bradford	352,605.30	167,387.70	12,648.98	446,500.00
Brevard	2,924,340.34	1,220,883.17	58,792.99	446,500.00
Broward	8,207,239.34	3,722,704.29	240,146.00	446,500.00
Calhoun	342,129.81	151,059.44	17,470.00	446,500.00
Charlotte	728,047.21	332,607.52	21,719.32	446,500.00
Citrus	627,377.63	302,072.76	19,765.73	446,500.00
Clay	703,639.27	323,059.65	25,185.40	446,500.00
Collier	1,563,782.52	736,985.57	52,090.37	446,500.00
Columbia	789,433.60	380,208.55	43,434.16	446,500.00
Dade	13,293,408.44	5,338,602.15	338,348.86	446,500.00
DeSoto	442,904.09	197,922.45	22,970.72	446,500.00
Dixie	428,028.90	197,415.11	24,051.07	446,500.00
Duval	5,642,210.60	2,296,334.15	392,284.82	446,500.00
Escambia	2,364,948.69	965,073.81	70,672.20	446,500.00
Flagler	298,447.96	136,668.44	12,937.06	446,500.00
Franklin	423,524.44	187,590.45	16,137.57	446,500.00
Gadsden	598,779.53	243,816.85	21,534.78	446,500.00
Gilchrist	192,644.45	83,809.16	7,845.97	446,500.00
Glades	481,977.71	213,974.07	25,104.39	446,500.00
Gulf	390,520.61	169,002.09	16,047.54	446,500.00
Hamilton	405,401.82	197,737.96	38,235.03	446,500.00
Hardee	452,855.84	199,444.60	22,399.05	446,500.00
Hendry	723,018.94	332,884.27	40,971.88	446,500.00
Hernando	494,024.54	235,145.35	36,186.87	446,500.00
Highlands	900,063.90	413,280.17	45,576.82	446,500.00
Hillsborough	6,736,898.22	3,080,551.74	400,891.53	446,500.00
Holmes	366,223.44	166,465.20	47,197.34	446,500.00
Indian River	776,548.76	370,245.53	57,613.61	446,500.00
Jackson	838,249.45	374,442.91	49,362.51	446,500.00
Jefferson	380,470.13	170,985.47	64,604.31	446,500.00
Lafayette	274,667.59	120,755.31	14,215.47	446,500.00
Lake	1,402,669.35	638,001.29	69,110.22	446,500.00
Lee	1,935,348.47	911,107.54	72,688.86	446,500.00
Leon	1,582,847.91	714,199.81	51,172.11	446,500.00
Levy	698,396.54	316,694.38	35,997.83	446,500.00
Liberty	405,297.07	178,918.94	17,695.06	446,500.00
Madison	486,901.19	218,079.10	47,449.40	446,500.00
Manatee	1,406,964.31	599,809.77	46,765.20	446,500.00
Martin	1,852,487.30	889,797.77	121,007.03	446,500.00
Martin	711,286.40	332,838.16	22,561.07	446,500.00
Monroe	1,514,757.18	677,346.93	42,362.81	446,500.00
Nassau	600,560.36	280,670.75	53,670.37	446,500.00
Okaloosa	1,392,193.84	598,564.39	32,117.60	446,500.00
Okeechobee	558,553.62	254,748.50	28,908.08	446,500.00
Orange	4,659,187.73	2,103,623.81	262,842.15	446,500.00
Osceola	1,116,478.69	528,039.26	41,368.00	446,500.00
Palm Beach	5,182,857.97	2,319,442.80	142,600.33	446,500.00
Pasco	1,260,097.79	563,970.62	47,904.05	446,500.00
Pineellas	5,208,941.97	2,067,830.79	93,985.04	446,500.00
Polk	3,499,026.22	1,538,500.06	294,604.11	446,500.00
Putnam	758,949.92	329,102.01	24,505.70	446,500.00
St. Johns	865,066.71	425,549.45	82,875.55	446,500.00
St. Lucie	1,082,119.07	526,517.13	44,541.52	446,500.00
Santa Rosa	1,016,018.69	463,002.97	37,694.85	446,500.00
Sarasota	1,613,122.11	701,192.56	46,454.60	446,500.00
Seminole	1,391,774.81	672,318.29	30,488.09	446,500.00
Sumter	529,536.49	256,270.63	128,429.88	446,500.00
Suwannee	547,134.33	255,117.48	23,168.78	446,500.00
Taylor	660,061.23	299,628.13	31,807.01	446,500.00
Union	169,703.09	67,296.40	16,335.64	446,500.00
Volusia	2,530,880.58	1,119,177.51	62,407.63	446,500.00
Wakulla	369,889.87	168,171.84	21,507.75	446,500.00
Walton	720,504.84	324,305.03	40,773.83	446,500.00
Washington	400,897.35	175,505.71	14,620.60	446,500.00
TOTAL	\$ 104,754,991.67	\$ 46,125,021.78	\$ 4,501,415.11	\$ 29,933,500.00

*Information was provided by departments making the distribution.
†Inclusive of \$18,000 which was certified from previous fiscal year.

DISTRIBUTIONS TO COUNTIES FROM OTHER STATE SOURCES

Mosquito Control State Matching	Gas and Oil Production Tax	Revenue Sharing Tax	Insurance Agents County License Trust Fund	Beverage Licenses	Total	COUNTY
\$	\$	\$ 1,030,870.00	\$ 9,843.84	\$ 53,336.70	\$ 4,216,573.66	Alachua
18,498.99		99,323.00	457.92	1,660.80	1,161,691.20	Baker
31,246.05		748,819.00	5,702.40	48,783.60	3,202,961.13	Bay
17,630.95		126,291.00	722.88	2,155.20	1,125,942.01	Bradford
100,114.64		2,051,372.00	13,796.64	106,809.00	6,922,608.78	Brevard
47,094.61		6,774,907.00	71,169.12	397,144.80	19,906,905.16	Broward
		75,681.00	616.32	780.00	1,034,236.57	Calhoun
73,272.59		550,180.00	2,773.44	12,555.90	2,167,655.98	Charlotte
51,898.03		417,906.00	1,941.12	8,011.20	1,875,472.47	Citrus
		548,277.00	2,681.28	6,337.80	2,055,680.40	Clay
124,657.48	175,890.51	885,072.00	6,759.36	25,261.50	4,016,999.31	Collier
24,431.16		290,954.00	1,549.44	9,397.20	1,985,908.11	Columbia
84,102.39		13,800,181.00	104,450.40	526,628.10	33,932,221.34	Dade
		146,096.00	639.36	3,002.40	1,260,035.02	DeSoto
		57,652.00	231.84	1,653.60	1,155,532.52	Dixie
121,823.98		5,767,878.00	48,712.32	178,570.80	14,894,314.67	Duval
55,019.37	841,797.93	2,304,670.00	15,343.20	96,035.40	7,160,060.60	Escambia
36,155.01		73,878.00	669.60	3,460.80	1,008,716.87	Flagler
17,848.23		61,245.00	286.56	3,300.00	1,156,432.25	Franklin
20,945.08		272,550.00	1,716.48	6,134.70	1,611,977.42	Gadsden
		47,339.00	338.40	1,308.00	779,784.98	Gilchrist
17,076.69		50,089.00	197.28	1,552.80	1,236,471.94	Glades
25,901.45		83,524.00	521.28	2,376.00	1,134,392.97	Gulf
		105,617.00	432.00	921.60	1,194,845.41	Hamilton
9,901.71		158,352.00	743.04	290.40	1,290,486.64	Hardee
20,648.31	204,110.03	151,014.00	1,006.56	2,791.20	1,922,945.19	Hendry
23,396.74		359,595.00	1,573.92	5,589.60	1,602,012.02	Hernando
1,541.57		398,703.00	2,268.00	9,420.30	2,217,353.76	Highlands
143,347.65		5,892,998.00	50,385.60	210,256.20	16,961,828.94	Hillsborough
16,505.25		118,663.00	629.28	909.60	1,163,093.11	Holmes
49,993.73		511,284.00	3,886.56	15,264.60	2,231,336.79	Indian River
		309,912.00	2,404.80	4,555.80	2,025,427.47	Jackson
16,502.85		89,351.00	675.36	1,522.80	1,170,611.92	Jefferson
		37,829.00	256.32	86.40	894,310.09	Lafayette
47,558.55		789,919.00	5,736.96	31,129.20	3,430,624.57	Lake
138,038.38	154,825.87	1,995,223.00	15,562.08	88,789.20	5,758,083.40	Lee
33,428.51		1,090,717.00	14,099.04	43,685.10	3,976,649.48	Leon
23,767.54		133,545.00	676.80	4,627.20	1,660,205.29	Levy
		37,934.00	324.00	170.40	1,086,839.47	Liberty
17,860.99		120,273.00	953.28	345.60	1,338,362.56	Madison
72,852.27		1,351,383.00	8,784.00	45,939.60	3,978,998.15	Manatee
40,695.02		1,014,542.00	7,678.08	28,716.60	4,401,423.80	Marion
69,860.42		638,626.00	4,612.32	15,866.70	2,242,151.07	Martin
131,662.31		575,318.00	1,892.16	59,283.00	3,449,122.39	Monroe
33,923.28		288,178.00	1,035.36	5,265.60	1,709,803.72	Nassau
59,508.40		928,995.00	5,531.04	42,129.60	3,505,539.87	Okaloosa
		184,165.00	1,103.04	3,912.00	1,477,890.24	Okeechobee
88,163.58		4,664,353.00	45,334.08	159,103.50	12,429,107.85	Orange
42,662.56		389,920.00	1,844.64	12,889.50	2,579,702.65	Osceola
130,082.73		4,384,293.00	39,640.32	252,968.40	12,898,385.55	Palm Beach
82,892.27		1,554,188.00	6,556.32	41,085.60	4,003,194.65	Pasco
94,812.64		5,123,548.00	55,765.44	249,440.10	13,340,823.98	Pinellas
119,221.98		2,861,577.00	18,779.04	98,403.60	8,876,612.01	Polk
26,827.02		424,611.00	1,679.04	11,017.80	2,023,192.49	Putnam
46,208.24		441,825.00	1,938.24	19,885.50	2,329,848.69	St. Johns
65,494.45		722,612.00	3,863.52	22,605.60	2,914,253.29	St. Lucie
54,766.33	5,951,729.84	444,049.00	2,432.16	1,685.80	8,417,879.64	Santa Rosa
94,005.03		1,901,196.00	17,347.68	139,459.35	4,959,277.33	Sarasota
27,102.09		1,302,273.00	13,510.08	40,544.40	3,924,510.76	Seminole
10,998.83		182,446.00	753.12	4,118.40	1,559,053.35	Sumter
20,769.55		177,980.00	1,291.68	484.80	1,472,446.62	Suwannee
11,695.37		132,998.00	639.36	4,010.40	1,587,339.50	Taylor
15,359.16		49,969.00	380.16	1,101.60	766,645.05	Union
127,158.07		1,883,389.00	16,217.28	180,129.80	6,365,859.87	Volusia
22,258.22		92,554.00	298.08	1,890.00	1,123,069.76	Wakulla
24,308.84		164,059.00	910.08	3,444.00	1,724,805.62	Walton
16,502.86		118,929.00	792.00	308.60	1,174,056.12	Washington
\$ 2,940,000.00	\$ 7,328,354.18	\$ 80,563,659.00	\$ 653,342.40	\$ 3,362,301.35	\$ 280,162,585.49	

STATEMENT OF DIRECT ASSISTANCE*

DISTRICTS	Aid to Families with Dependent Children		Old Age Assistance		Aid to the Blind		Aid to the Disabled		Total Direct Assistance
	Average Cases per Month	Direct Assistance	Average Cases per Month	Direct Assistance	Average Cases per Month	Direct Assistance	Average Cases per Month	Direct Assistance	
DISTRICT 1									
Escambia	3,820	\$ 7,537,467	2,137	\$ 2,365,982	79	\$ 145,942	2,405	\$ 3,964,679	\$ 14,014,070
Okaloosa	818	1,509,020	620	678,634	24	46,153	682	1,044,640	3,278,447
Santa Rosa	506	946,454	445	521,692	17	34,719	473	747,314	2,250,179
Walton	300	574,765	408	448,864	11	23,010	345	528,674	1,575,313
TOTAL	5,444	\$ 10,567,706	3,610	\$ 4,015,172	131	\$ 249,824	3,905	\$ 6,285,307	\$ 21,118,009
DISTRICT 2									
Bay	902	\$ 1,772,748	866	\$ 897,575	23	\$ 37,661	847	\$ 1,271,393	\$ 3,979,377
Calhoun	146	274,249	272	296,314	15	28,867	250	392,087	991,517
Franklin	186	333,163	201	191,581	5	7,843	144	210,435	743,022
Gadsden	1,177	2,279,958	1,141	910,879	37	62,031	997	1,436,958	4,689,826
Gulf	250	463,240	153	164,110	4	6,681	153	262,620	896,651
Holmes	177	335,513	526	561,542	13	26,453	352	566,811	1,490,319
Jackson	566	1,037,325	1,172	1,436,998	28	48,774	945	1,442,283	3,965,380
Jefferson	182	316,534	330	404,344	9	13,555	221	368,467	1,102,900
Leon	1,634	3,209,889	917	1,009,211	60	104,179	1,003	1,624,408	5,947,687
Liberty	50	86,002	85	82,507	4	7,893	103	135,816	312,218
Madison	368	702,602	503	582,461	15	21,967	351	618,698	1,926,128
Taylor	270	474,956	291	287,830	11	11,383	258	402,480	1,176,449
Wakulla	164	310,700	149	139,912	7	11,698	110	167,963	630,273
Washington	220	386,289	430	511,052	12	21,703	397	646,177	1,565,221
TOTAL	6,292	\$ 11,983,168	7,036	\$ 7,476,516	243	\$ 410,688	6,131	\$ 9,546,596	\$ 29,416,968
DISTRICT 3									
Alachua	1,834	\$ 3,581,961	1,110	\$ 1,264,321	64	\$ 107,020	1,574	\$ 2,526,472	\$ 7,479,774
Bradford	285	510,936	241	304,908	10	17,874	252	412,345	1,246,063
Citrus	415	771,674	234	212,295	7	9,375	273	418,812	1,412,156
Columbia	490	890,267	515	593,947	15	31,747	495	807,687	2,323,648
Dixie	99	182,919	124	137,935	4	8,348	100	146,194	475,396
Gilchrist	28	50,914	78	95,604	4	7,699	57	93,748	247,965
Hamilton	187	339,378	220	246,233	12	14,316	166	259,695	859,622
Hernando	375	714,172	195	185,358	10	16,036	319	483,321	1,398,887
Lafayette	20	31,404	65	68,143	1	1,118	38	50,900	151,565
Lake	784	1,542,452	766	656,105	26	40,711	701	1,012,022	3,251,290
Levy	244	416,867	288	293,857	5	9,436	239	368,967	1,089,127
Marion	1,622	3,102,485	1,034	1,065,869	59	107,131	1,242	2,007,500	6,282,985
Putnam	1,027	1,954,408	599	592,887	30	47,531	582	913,143	3,507,969
Sumter	395	777,048	307	315,998	13	20,424	286	459,993	1,573,463
Suwannee	159	271,814	472	522,459	17	30,115	315	468,797	1,293,185
Union	91	162,463	125	178,030	3	4,918	109	175,115	520,526
TOTAL	8,055	\$ 15,301,162	6,373	\$ 6,733,949	280	\$ 473,799	6,748	\$ 10,604,711	\$ 33,113,621
DISTRICT 4									
Baker	166	\$ 312,995	153	\$ 137,830	10	\$ 15,411	108	\$ 159,028	\$ 625,264
Clay	366	688,744	234	238,968	8	18,007	220	361,470	1,307,189
Duval	9,961	20,045,355	4,798	5,057,038	246	433,119	5,902	9,821,636	35,357,148
Flagler	155	313,451	53	48,749	3	6,578	71	89,542	458,320
Nassau	390	695,172	241	255,005	10	14,980	307	437,652	1,402,809
St. Johns	575	1,085,575	392	382,092	31	50,234	333	516,351	2,034,252
Volusia	2,152	4,280,161	1,494	1,410,052	75	121,772	1,865	2,868,168	8,680,153
TOTAL	13,765	\$ 27,421,453	7,365	\$ 7,529,734	383	\$ 660,101	8,806	\$ 14,253,847	\$ 49,865,135

*Information was furnished by the Department of Health and Rehabilitative Services.

STATEMENT OF DIRECT ASSISTANCE (Continued)

DISTRICTS	Aid to Families with Dependent Children		Old Age Assistance		Aid to the Blind		Aid to the Disabled		Total Direct Assistance
	Average Cases per Month	Direct Assistance	Average Cases per Month	Direct Assistance	Average Cases per Month	Direct Assistance	Average Cases per Month	Direct Assistance	
DISTRICT 5									
Pasco	1,122	\$ 2,184,491	618	\$ 541,799	23	\$ 38,460	919	\$ 1,447,829	\$ 4,212,579
Pinellas	4,600	8,993,602	2,713	2,448,772	130	192,258	3,170	4,736,875	16,371,507
TOTAL	5,722	\$ 11,178,093	3,331	\$ 2,990,571	153	\$ 230,718	4,089	\$ 6,184,704	\$ 20,584,086
DISTRICT 6									
Hillsborough	7,851	\$ 15,815,090	5,127	\$ 5,512,913	182	\$ 307,696	5,977	\$ 9,644,272	\$ 31,279,971
Manatee	936	1,780,424	621	573,103	24	44,385	712	1,131,445	3,529,357
TOTAL	8,787	\$ 17,595,514	5,748	\$ 6,086,016	206	\$ 352,081	6,689	\$ 10,775,717	\$ 34,809,328
DISTRICT 7									
Brevard	2,221	\$ 4,338,528	812	\$ 837,252	29	\$ 48,696	1,188	\$ 1,824,727	\$ 7,049,203
Orange	5,490	10,921,445	2,364	2,395,999	116	187,970	3,305	5,292,623	18,798,037
Osceola	485	952,310	195	179,827	13	19,073	221	324,463	1,475,673
Seminole	1,401	2,701,064	792	784,469	34	62,676	922	1,489,321	5,037,530
TOTAL	9,597	\$ 18,913,347	4,163	\$ 4,197,547	192	\$ 318,415	5,636	\$ 8,931,134	\$ 32,360,443
DISTRICT 8									
Charlotte	176	\$ 319,783	107	\$ 103,791	8	\$ 10,740	130	\$ 181,295	\$ 615,609
Collier	545	1,104,105	288	315,679	18	32,021	469	836,804	2,288,609
DeSoto	189	352,048	138	131,745	4	6,336	179	279,667	769,796
Glades	74	144,274	38	42,723	1	3,036	29	44,604	234,637
Hardee	244	500,653	212	199,977	3	7,143	236	350,665	1,058,438
Hendry	309	635,492	160	198,200	6	10,863	168	282,903	1,127,458
Highlands	515	1,006,816	342	320,097	13	20,063	392	569,711	1,916,687
Lee	1,117	2,227,612	626	591,735	29	50,852	991	1,536,309	4,406,508
Polk	2,337	4,592,984	2,193	2,085,597	84	125,388	2,373	3,591,979	10,395,948
Sarasota	649	1,247,297	565	530,563	28	52,920	719	1,064,567	2,895,347
TOTAL	6,155	\$ 12,131,064	4,669	\$ 4,520,107	194	\$ 319,362	5,686	\$ 8,738,504	\$ 25,709,037
DISTRICT 9									
Indian River	519	\$ 957,423	211	\$ 198,936	11	\$ 17,369	370	\$ 577,554	\$ 1,751,282
Martin	369	725,432	191	184,928	15	27,041	205	327,598	1,264,999
Okeechobee	222	411,847	141	155,144	10	16,192	199	306,833	890,016
Palm Beach	3,504	6,967,294	2,554	2,846,665	123	211,142	2,665	4,280,040	14,305,141
St. Lucie	1,479	3,065,499	497	496,832	28	50,871	699	1,042,574	4,655,776
TOTAL	6,093	\$ 12,127,495	3,594	\$ 3,882,505	187	\$ 322,615	4,138	\$ 6,534,599	\$ 22,867,214
DISTRICT 10									
Broward	4,464	\$ 8,873,700	2,978	\$ 3,338,394	152	\$ 280,698	4,168	\$ 6,835,307	19,328,099
TOTAL	4,464	\$ 8,873,700	2,978	\$ 3,338,394	152	\$ 280,698	4,168	\$ 6,835,307	19,328,099
DISTRICT 11									
Dade	13,438	\$ 28,681,208	35,143	\$ 60,397,158	455	\$ 813,574	24,122	\$ 44,802,470	\$134,694,410
Monroe	312	606,836	394	509,156	13	22,627	413	724,033	1,862,652
TOTAL	13,750	\$ 29,288,044	35,537	\$ 60,906,314	468	\$ 836,201	24,535	\$ 45,526,503	\$136,557,062
STATE TOTAL	88,124	\$175,380,746	84,404	\$111,676,825	2,589	\$ 4,454,502	80,531	\$134,216,929	\$425,729,002

DISTRIBUTION OF PARI-MUTUEL WAGERING FUNDS TO COUNTIES

COUNTY	Board of County Commissioners	School Board	Hospitals	Other	Total
Alachua	\$ 452,500.00	\$ 12,000.00	\$	\$	\$ 464,500.00 ¹
Baker	156,000.00	255,500.00	25,000.00	10,000.00	446,500.00
Bay	446,500.00				446,500.00
Bradford	223,250.00	223,250.00			446,500.00
Brevard	446,500.00				446,500.00
Broward		446,500.00			446,500.00
Calhoun	230,750.00	215,750.00			446,500.00
Charlotte	297,666.68	148,833.32			446,500.00
Citrus	223,250.00	223,250.00			446,500.00
Clay	223,250.00	223,250.00			446,500.00
Collier	446,500.00				446,500.00
Columbia	223,250.00	223,250.00			446,500.00
Dade	446,500.00				446,500.00
DeSoto	314,333.34	132,166.66			446,500.00
Dixie	223,250.00	223,250.00			446,500.00
Duval		446,500.00			446,500.00
Escambia	100,000.00	346,500.00			446,500.00
Flagler	223,250.00	223,250.00			446,500.00
Franklin	140,500.00	306,000.00			446,500.00
Gadsden	223,250.00	223,250.00			446,500.00
Gilchrist	192,872.50	215,872.50		37,755.00	446,500.00
Glades	223,250.00	223,250.00			446,500.00
Gulf	216,500.00	230,000.00			446,500.00
Hamilton	223,250.00	223,250.00			446,500.00
Hardee	446,500.00				446,500.00
Hendry	218,025.00	143,300.00	85,175.00		446,500.00
Hernando	201,250.00	209,750.00	35,500.00		446,500.00
Highlands	223,250.00	223,250.00			446,500.00
Hillsborough	446,500.00				446,500.00
Holmes	212,250.00	209,250.00	25,000.00		446,500.00
Indian River	446,500.00				446,500.00
Jackson	57,000.00	371,500.00	18,000.00		446,500.00
Jefferson	223,250.00	223,250.00			446,500.00
Lafayette	220,150.00	210,150.00		16,200.00	446,500.00
Lake	297,666.68	148,833.32			446,500.00
Lee	223,250.00	223,250.00			446,500.00
Leon	446,500.00				446,500.00
Levy		446,500.00			446,500.00
Liberty	198,250.00	248,250.00			446,500.00
Madison	217,000.00	217,000.00	12,500.00		446,500.00
Manatee	446,500.00				446,500.00
Marion	446,500.00				446,500.00
Martin	223,250.00	223,250.00			446,500.00
Monroe	223,250.00	223,250.00			446,500.00
Nassau	208,250.00	208,250.00		30,000.00	446,500.00
Okaloosa	446,500.00				446,500.00
Okeechobee	223,250.00	223,250.00			446,500.00
Orange	446,500.00				446,500.00
Osceola	223,250.00	223,250.00			446,500.00
Palm Beach	446,500.00				446,500.00
Pasco	223,250.00	223,250.00			446,500.00
Pinellas	223,250.00	223,250.00			446,500.00
Polk	446,500.00				446,500.00
Putnam	446,500.00				446,500.00
St. Johns	239,750.00	206,750.00			446,500.00
St. Lucie	200,925.00	223,250.00		22,325.00	446,500.00
Santa Rosa	223,250.00	223,250.00			446,500.00
Sarasota		446,500.00			446,500.00
Seminole		386,500.00		60,000.00	446,500.00
Sumter	223,250.00	223,250.00			446,500.00
Suwannee	233,250.00	213,250.00			446,500.00
Taylor	223,250.00	223,250.00			446,500.00
Union	200,925.00	245,575.00			446,500.00
Volusia	132,500.00	314,000.00			446,500.00
Wakulla	446,500.00				446,500.00
Walton	218,500.00	212,500.00	15,000.00	500.00	446,500.00
Washington	207,850.00	223,250.00	12,000.00	3,400.00	446,500.00
TOTAL	\$17,196,914.20	\$12,328,230.80	\$ 228,175.00	\$ 180,180.00	\$29,933,500.00¹

¹Inclusive of \$18,000.00 which was certified and disbursed to Alachua County.

DISTRIBUTIONS TO MUNICIPALITIES*

MUNICIPALITY	Municipal Financial Assistance Trust Fund	Revenue Sharing Trust Fund	Beverage Licenses	Mobile Home Licenses	Municipal Firemen's Pension Fund	Municipal Police Officers' Retirement	Total
Alachua.....	\$ 9,534.77	\$ 97,859.00	\$ 3,199.60	\$ 3,462.49	\$	\$	\$ 114,055.86
Alford.....	2,262.40	27,315.00	136.80	136.00	29,850.20
Altamonte Springs.....	91,332.38	484,850.00	15,532.50	591,714.88
Altha.....	4,573.37	25,011.00	45.60	507.37	30,137.34
Anna Maria.....	11,876.00	32,043.00	2,150.80	46,069.80
Apalachicola.....	17,868.36	123,446.00	1,394.60	551.62	143,260.58
Apopka.....	36,130.17	193,808.00	5,594.55	25,162.61	11,558.09	20,782.70	293,036.12
Arcadia.....	52,741.20	185,486.00	3,002.00	2,684.36	6,022.54	11,912.92	261,849.02
Archer.....	3,491.25	49,036.00	471.20	1,893.37	54,918.82
Astatula.....	3,092.88	21,492.00	76.00	314.50	24,975.38
Atlantic Beach.....	19,035.49	252,573.00	6,760.20	9,012.35	3,876.48	10,734.88	301,992.40
Atlantic.....	5,029.71	24,200.00	817.00	1,881.48	31,928.19
Auburndale.....	41,757.38	199,672.00	5,171.80	3,506.61	10,089.87	15,314.51	275,512.17
Avon Park.....	49,965.05	235,544.00	2,581.15	1,788.87	6,919.48	10,356.99	307,135.54
Baldwin.....	4,080.21	64,980.00	1,635.90	492.50	71,188.61
Bal Harbor Village.....	6,167.00	51,223.00	8,166.20	3,917.90	69,474.10
Bartow.....	96,724.52	504,313.00	6,310.85	2,046.87	19,384.43	24,673.64	653,453.31
Bascón.....	527.72	6,932.00	79.00	7,538.72
Bay Harbor Islands.....	12,078.08	113,326.00	2,653.35	6,385.63	134,443.06
Bay Lake.....	6,273.80	11.75	6,285.55
Bell.....	1,478.64	19,659.00	41.80	435.62	21,615.06
Belleaire.....	11,913.92	77,282.00	1,083.00	90,278.92
Belleaire Beach.....	6,128.35	36,213.00	42,341.35
Belleaire Bluffs.....	9,756.26	73,260.00	1,726.15	3,787.80	88,530.21
Belleaire Shores.....	297.67	1,533.00	1,830.67
Belle Glade.....	73,355.14	806,243.00	13,265.80	8,587.99	11,574.06	913,025.99
Belle Isle.....	17,450.19	78,420.00	159.60	1,117.74	97,147.53
Belleview.....	11,840.59	57,775.00	1,474.40	1,393.12	72,483.11
Beverly Beach.....	679.33	4,223.00	45.60	2,300.87	7,248.80
Biscayne Park.....	6,866.82	77,981.00	84,847.82
Blountstown.....	22,510.46	101,802.02	292.60	535.75	7,758.05	132,898.86
Boca Raton.....	204,375.87	1,333,985.00	38,261.25	3,018.00	98,861.16	117,803.29	1,796,304.57
Bonifay.....	16,292.70	89,010.00	269.80	1,224.12	106,796.62
Bowling Green.....	11,844.29	59,535.00	45.60	389.87	71,814.76
Boynton Beach.....	143,966.71	1,123,458.00	18,018.85	8,799.36	47,204.54	49,896.49	1,391,343.75
Bradenton.....	224,439.32	894,315.00	12,169.50	15,720.37	51,422.10	99,122.47	1,297,188.76
Bradenton Beach.....	16,858.80	55,110.00	4,149.60	2,326.99	78,445.39
Branford.....	3,379.51	20,042.00	76.00	639.50	24,137.01
Briny Breezes.....	2,525.38	27,176.00	8,580.08	38,281.46
Bristol.....	7,371.05	18,989.00	38.00	26,398.05
Bronson.....	5,396.25	35,346.00	380.00	160.50	41,282.75
Brooker.....	2,269.93	20,185.00	30.40	599.00	23,084.33
Brooksville.....	104,492.22	180,636.00	1,653.00	19,974.32	8,684.27	24,850.06	340,289.87
Bunnell.....	14,693.94	72,373.00	942.40	1,010.49	1,115.36	90,135.19
Bushnell.....	9,448.88	36,546.00	570.00	3,195.12	49,760.00
Callahan.....	5,512.57	25,665.00	83.60	3,222.23	34,483.40
Calloway.....	21,187.21	251,087.00	684.00	3,967.62	276,925.83
Campbellton.....	1,153.16	11,509.00	15.20	136.00	12,813.36
Cape Canaveral.....	20,738.15	154,026.00	3,978.60	8,906.73	187,649.48
Cape Coral.....	238,873.70	718,459.00	12,309.15	124.50	49,254.60	1,019,020.95
Carrabelle.....	7,607.24	41,455.00	562.40	778.12	50,402.76
Careyville.....	3,716.53	52,411.00	7.60	132.00	56,267.13
Casselberry.....	77,670.70	531,681.00	8,557.60	8,995.99	626,905.29
Cedar Grove.....	3,338.46	45,287.00	190.00	796.12	49,611.58
Cedar Key.....	5,919.12	37,006.00	1,417.40	100.12	44,442.64
Center Hill.....	6,419.58	23,548.00	45.60	285.12	30,298.30
Century.....	106.40	106.40
Chattahoochee.....	12,002.39	142,622.00	948.56	1,192.62	1,183.95	157,949.52
Chiefland.....	13,076.80	71,097.00	1,185.60	1,205.36	86,564.76
Chipley.....	15,871.76	108,717.00	98.80	1,062.99	125,750.55
Cinco Bayou.....	1,440.12	21,997.00	752.40	63.87	24,253.39
Clearwater.....	277,244.01	2,415,432.00	75,003.45	87,425.94	157,207.79	191,952.68	3,204,265.87
Clermont.....	28,259.94	171,126.00	3,488.40	7,532.00	8,901.15	7,928.14	227,235.63
Clewiston.....	38,589.88	145,426.00	1,919.00	7,959.78	193,894.66
Cloud Lake.....	529.75	4,089.00	665.00	5,283.75

*Source: Departments making the Distributions.

DISTRIBUTIONS TO MUNICIPALITIES (Continued)

MUNICIPALITY	Municipal Financial Assistance Trust Fund	Revenue Sharing Trust Fund	Beverage Licenses	Mobile Home Licenses	Municipal Firemen's Pension Fund	Municipal Police Officers' Retirement	Total
Cocoa Beach	\$ 46,183.14	\$ 310,599.00	\$ 21,827.20	\$	\$ 16,380.00	\$ 18,107.50	413,096.84
Coconut Creek	13,342.50	120,381.00	168.25	2,322.44	4,565.45	140,779.64
Coleman	10,436.55	66,547.00	501.60	357.16	77,842.31
Cooper City	19,555.42	195,911.00	2,071.00	1,950.02	3,463.72	222,951.16
Coral Gables	112,461.47	1,228,490.00	19,924.35	207,370.78	218,178.20	1,786,424.80
Coral Springs	64,248.87	758,059.00	7,877.40	36,205.58	866,390.85
Cottondale	4,290.21	35,867.00	121.60	739.50	41,018.31
Crescent City	15,670.72	54,570.00	715.82	1,332.62	1,597.48	3,852.28	77,738.92
Crestview	30,522.14	384,597.00	3,199.60	855.37	6,442.98	9,305.03	434,922.12
Cross City	13,791.29	147,662.00	1,147.60	478.99	163,079.88
Crystal River	61,188.54	95,471.00	1,371.80	1,257.58	159,288.92
Dade City	89,243.19	134,787.00	2,679.00	1,840.87	17,865.03	21,361.34	267,776.43
Metropolitan Dade County	1,317,274.29	12,839,309.00	293,397.52	14,449,980.81
Dania	38,127.65	410,695.00	20,753.70	10,165.36	23,769.08	25,330.11	528,840.90
Davenport	9,248.93	41,461.00	678.40	961.75	52,348.08
Davie	51,002.62	500,033.00	8,645.95	6,705.86	35,316.53	44,256.50	645,960.46
Daytona Beach	251,355.13	1,641,415.00	88,201.33	36,199.97	68,096.95	81,483.26	2,166,751.64
Daytona Beach Shores	6,652.28	91,781.00	17,111.40	115,544.68
Deerfield Beach	102,747.79	1,114,069.00	21,489.95	13,506.62	41,152.57	49,346.73	1,342,312.66
DeFuniak Springs	30,617.95	191,861.00	1,428.80	900.73	224,808.48
DeLand	69,395.53	502,845.00	12,446.90	7,373.90	17,791.96	31,379.91	641,233.20
Delray Beach	137,982.83	1,002,739.00	28,324.25	68,523.40	77,938.71	1,315,508.19
Dundee	14,989.51	67,734.00	2,603.00	4,011.87	89,338.38
Dunedin	98,533.39	930,700.00	12,985.55	40,929.36	56,468.23	104,978.91	1,244,595.44
Dunnellon	10,943.82	53,800.00	1,223.60	3,206.36	69,173.78
Eagle Lake	11,325.04	65,639.00	643.15	156.00	77,763.19
Eatonville	12,678.56	92,055.00	1,922.80	877.43	107,533.79
Ebro	759.72	4,447.00	60.80	88.75	5,356.27
Edgewater	25,993.84	172,635.00	2,485.20	10,607.79	7,821.15	219,542.98
Edgewood	5,460.86	63,799.00	2,097.60	71,357.46
El Portal	5,531.92	65,272.00	1,045.00	71,848.92
Eustis	42,366.60	259,170.00	5,850.10	7,838.74	10,281.02	13,433.54	338,940.00
Esto	1,946.78	12,908.00	60.80	14,915.58
Everglades	8,926.08	19,084.00	809.40	634.24	29,453.72
Fanning Springs (Levy)	286.32	24.25	310.57
Fanning Springs (Gilchrist)	898.24	7,553.00	957.60	96.75	9,505.59
Fellsmere	8,731.77	42,962.00	495.90	165.12	52,354.79
Fernandina Beach	53,163.46	191,371.00	2,378.80	876.62	13,818.21	10,823.47	272,431.56
Flagler Beach	14,643.64	38,912.00	1,398.40	770.62	1,324.36	57,049.02
Florida City	12,944.36	176,242.00	4,466.90	1,923.25	3,128.05	198,704.56
Fort Lauderdale	452,120.92	4,692,032.00	193,628.05	52,812.60	634,823.11	991,992.60	7,017,409.28
Fort Meade	33,914.03	179,636.00	3,515.95	6,192.62	5,672.37	228,930.97
Fort Myers	330,839.45	1,201,012.00	29,130.80	12,102.28	58,716.15	137,669.66	1,769,470.34
Fort Pierce	190,036.13	1,142,383.00	18,543.05	16,800.32	52,253.84	65,899.87	1,485,916.21
Fort Walton Beach	79,820.82	760,896.00	14,972.00	3,479.37	41,369.11	96,425.76	996,963.06
Fort White	3,746.64	27,375.00	182.40	1,155.50	32,459.54
Freeport	3,612.42	16,725.00	1,512.40	706.74	22,556.56
Frostproof	20,502.53	92,379.00	1,113.40	1,165.99	8,931.62	124,092.54
Fruitland Park	10,387.01	71,748.00	1,158.05	116.00	754.30	1,317.82	85,481.18
Gainesville	248,736.42	3,059,299.00	50,491.55	22,612.68	76,219.18	113,974.39	3,571,333.22
Glen Ridge	925.56	925.56
Glen St. Mary	3,463.63	23,443.00	102.60	1,015.25	28,024.48
Golden Beach	2,259.69	18,756.00	1,129.50	22,145.19
Golf Village	559.86	2,578.00	205.20	16.75	3,359.81
Golfview	862.36	5,273.00	6,135.36
Graceville	13,627.97	104,238.00	554.32	548.50	118,968.79
Grand Ridge	2,638.61	36,095.00	121.60	736.61	39,591.82
Greenacres City	23,002.40	186,605.00	2,610.60	12,434.49	224,652.49
Green Cove Springs	30,338.31	114,212.00	1,920.42	2,052.87	148,523.60
Greensboro	2,353.87	29,168.00	45.60	255.00	31,822.47
Greenville	5,945.14	62,143.00	45.60	594.24	68,727.98
Greenwood	2,868.28	27,061.00	60.80	196.25	30,186.33
Gretna	8,491.29	338,715.00	389.50	145.25	347,741.04
Groveland	11,107.07	74,220.00	448.40	376.00	86,151.47

DISTRIBUTIONS TO MUNICIPALITIES (Continued)

MUNICIPALITY	Municipal Financial Assistance Trust Fund	Revenue Sharing Trust Fund	Beverage Licenses	Mobile Home Licenses	Municipal Firemen's Pension Fund	Municipal Police Officers' Retirement	Total
Gulf Breeze.....	\$ 41,069.70	\$ 163,784.00	\$ 60.80	\$ 569.49	\$	\$	\$ 205,483.99
Gulfport.....	41,935.06	471,136.00	2,915.55	3,932.66	17,738.94	9,412.53	547,070.74
Gulf Stream.....	2,192.80	9,882.00	456.00	12,530.80
Hacienda Village.....	554.60	10,613.00	2,299.00	609.99	14,076.59
Haines City.....	68,864.79	366,436.00	5,700.00	5,855.49	12,142.21	14,906.27	473,904.76
Hallendale.....	101,450.66	1,025,233.00	28,374.60	18,893.75	1,173,952.01
Hampton.....	2,694.13	25,998.00	57.00	247.00	28,996.13
Hastings.....	5,365.13	18,042.00	258.40	426.25	24,091.78
Havana.....	8,131.96	92,789.00	875.89	1,574.24	1,870.61	105,241.70
Haverhill.....	4,293.77	32,030.00	53.20	36,376.97
Hawthorne.....	4,096.26	50,946.00	387.60	55,429.86
Hialeah.....	327,993.52	4,304,932.00	53,694.00	15,251.56	127,992.80	180,329.30	5,010,193.18
Hialeah Gardens.....	3,981.03	33,392.00	1,820.20	7,030.99	46,224.22
Highland Beach.....	11,124.97	57,022.00	68,146.97
Highland Park.....	1,062.74	3,591.00	4,653.74
High Springs.....	9,166.14	109,696.00	820.80	1,432.74	121,115.68
Hillcrest Heights.....	1,169.47	4,499.00	5,668.47
Hilliard.....	9,854.15	48,627.00	167.20	1,676.62	60,324.97
Hillsboro Beach.....	4,929.52	34,109.00	1,330.00	40,368.52
Holly Hill.....	43,484.41	290,029.00	9,759.35	8,888.07	7,147.38	16,856.36	376,164.57
Hollywood.....	345,905.76	3,713,697.00	75,430.95	28,601.10	169,778.98	218,394.61	4,551,808.40
Holmes Beach.....	35,054.46	100,566.00	2,230.60	6,863.90	144,714.96
Homestead.....	55,853.54	803,691.00	13,832.95	11,515.48	42,486.11	43,867.13	971,246.21
Horseshoe Beach.....	1,597.76	8,383.00	174.80	53.75	10,209.31
Howey-in-the-Hills.....	3,284.43	14,478.00	922.45	787.88	19,472.76
Hypoluxo.....	288.80	4,448.74	4,737.54
Indianantic.....	11,287.27	71,871.00	2,827.20	14,581.18	31,052.66	131,619.31
Indian Creek Village.....	224.46	1,731.00	152.00	2,107.46
Indian Beach Harbor.....	25,744.13	194,625.00	4,214.20	7,746.74	232,330.07
Indian Rocks Beach (city).....	12,500.25	84,815.00	5,924.20	702.75	103,942.20
Indian River Shores.....	10,588.57	21,755.00	364.80	32,708.37
Indian Shores.....	5,514.97	32,381.00	5,194.60	43,090.57
Inglis.....	5,172.20	25,235.00	813.20	445.00	31,665.40
Interlachen.....	7,054.14	22,340.00	404.70	1,680.37	31,479.21
Inverness.....	69,131.29	119,126.00	1,352.80	2,161.73	191,771.82
Islandia.....	19.68	154.00	173.68
Jacksonville (copnsolidated).....	1,302,481.18	14,087,750.00	249,171.70	305,431.02	396,490.55	693,738.84	17,035,063.29
Jacksonville Beach.....	36,190.25	442,064.00	21,840.50	5,585.37	24,251.52	48,072.75	578,004.39
Jasper.....	12,764.85	99,335.00	414.20	1,028.99	113,543.04
Jay.....	60.80	563.00	623.80
Jennings.....	3,657.04	26,767.00	121.60	489.00	31,034.64
Juno Beach.....	4,983.05	24,880.00	1,725.20	2,317.98	33,906.23
Jupiter.....	33,525.35	213,475.00	11,538.70	6,040.24	16,372.40	280,951.69
Jupiter Inlet.....	1,885.75	9,534.00	11,419.75
Jupiter Island.....	5,509.90	7,414.00	1,014.12	13,938.02
Kenneth City.....	14,576.68	145,147.00	1,893.35	161,617.03
Key Colony Beach.....	9,112.66	25,946.00	1,064.00	36,122.66
Keystone Heights.....	10,162.31	30,787.00	435.10	1,295.24	42,679.65
Key West.....	214,870.99	959,778.00	42,503.95	4,473.28	30,054.87	36,062.18	1,287,743.27
Kissimmee.....	90,136.40	385,080.00	5,463.92	10,332.11	20,777.45	28,958.48	540,748.36
Labelle.....	18,314.02	70,336.00	980.40	3,309.99	92,940.41
Lacrosse.....	1,096.43	24,937.00	53.20	480.25	26,566.88
Lady Lake.....	5,247.95	31,686.00	703.00	1,822.50	39,459.45
Lake Alfred.....	23,394.45	108,400.00	3,226.20	932.12	4,807.74	140,760.51
Lake Buena Vista.....	7,501.20	7,501.20
Lake Butler.....	19,993.94	73,641.00	866.40	893.87	95,395.21
Lake City.....	98,405.60	347,751.00	4,512.50	5,330.36	18,517.97	22,648.48	497,165.91
Lake Clarke Shores.....	11,331.13	70,617.00	81,948.13
Lake Hamilton.....	9,270.13	40,820.00	478.80	50,568.93
Lake Helen.....	8,284.34	69,147.00	266.00	1,690.74	79,388.08
Lakeland.....	328,244.38	1,604,132.00	32,148.95	19,119.81	135,698.10	121,712.51	2,241,055.75
Lake Mary.....	11,921.66	57,288.00	319.20	3,808.37	451.66	1,432.54	75,221.43
Lake Park.....	35,898.75	266,918.00	5,848.20	9,009.42	48,662.59	366,336.96

DISTRIBUTIONS TO MUNICIPALITIES (Continued)

MUNICIPALITY	Municipal Financial Assistance Trust Fund	Revenue Sharing Trust Fund	Beverage Licenses	Mobile Home Licenses	Municipal Firemen's Pension Fund	Municipal Police Officers' Retirement	Total
Lake Placid	\$ 5,980.03	\$ 53,574.00	\$ 304.00	\$ 785.87			\$ 60,643.90
Lake Wales	64,542.39	335,047.00	3,843.70	1,692.62			405,125.71
Lake Worth	117,546.43	1,001,229.00	17,301.40	10,698.73	32,199.03	75,149.54	1,254,124.13
Lantana	32,435.74	247,723.00	8,073.10	5,337.12	7,756.20	17,044.13	318,369.29
Largo	196,554.46	2,008,748.00	15,259.85	254,380.24	55,725.45	98,303.33	2,628,971.33
Lauderdale Lakes	71,392.23	775,944.00	5,689.55	2,842.50			855,868.28
Lauderdale by the Sea	8,635.26	69,439.00	5,293.40				83,367.66
Lauderhill	101,251.28	1,056,773.00	13,479.55		20,684.17	18,246.46	1,210,434.46
Laurel Hill	1,944.31	46,250.00	152.00	127.99			48,474.30
Lawtey	3,840.55	27,379.00	159.60	769.62			32,148.77
Layton	2,188.24	7,597.00	288.80	191.75			10,265.79
Lazy Lake	160.45	3,320.00					3,480.45
Lee	1,524.99	12,145.00	19.00	360.00			14,048.99
Leesburg	73,366.89	415,191.00	10,091.85	15,103.73	23,485.20	31,479.28	588,717.95
Lighthouse Point	35,038.37	330,553.00	10,329.35	1,235.74			377,156.46
Live Oak	43,975.34	288,257.00	380.00	4,342.11	7,405.47	13,417.73	357,777.65
Longboat Key (Manatee)	33,032.68						33,032.68
Longboat Key (Sarasota)	27,658.03	179,626.00	8,156.70	2,141.12	8,017.92	3,785.64	229,385.41
Longwood	36,282.71	217,357.00	1,216.00	2,139.74			256,995.45
Lynn Haven	16,912.71	190,232.00	1,178.00	1,695.65	2,933.86	7,667.60	220,619.82
Maccleenny	27,889.27	128,428.00	1,018.40	665.75			158,001.42
Madeira Beach	16,433.07	174,090.00	7,079.87	2,042.12			199,645.06
Madison	20,604.51	124,855.00	178.60	1,591.00	3,099.38	6,560.52	156,889.01
Maitland	59,286.98	282,891.00	5,928.00		10,315.93	26,594.08	385,015.99
Maiabar	3,972.56		281.20	426.87			4,680.63
Malone	3,430.16	38,255.00	167.20	322.99			42,175.35
Manalpan	1,991.12	9,119.00	665.00				11,775.12
Mangonia Park	7,442.22	45,676.00	2,753.10				55,871.32
Margate	89,077.55	988,628.00	12,876.30	48,253.28			1,138,835.13
Marianna	32,440.26	232,368.00	1,700.48	1,405.99	9,082.35	12,723.66	289,720.74
Marineland			228.00	61.87			289.87
Mary Esther	13,523.99	100,340.00	2,116.60	3,091.75			119,072.34
Mascotte	8,304.53	78,664.00	744.80	2,027.20			89,740.53
Mayo	5,742.59	44,060.00	83.60	553.62			50,439.81
McIntosh	3,325.93	12,387.00	22.80	152.12			15,887.85
Medley	1,346.68	10,339.00	3,161.60	2,345.99			17,193.27
Melbourne	171,270.08	1,626,029.00	31,283.50	52,351.28	46,473.65	78,287.18	2,005,694.69
Melbourne Beach	10,910.67	71,110.00	3,575.80				85,596.47
Melbourne Village	2,539.20	20,689.00	258.40				23,486.60
Mexico Beach	2,836.10	21,170.00	1,322.40	1,567.25			26,895.75
Miami	891,064.12	11,626,178.00	243,820.35	77,461.96	905,182.54	1,264,370.27	15,008,077.24
Miami Beach	234,840.86	2,757,920.00	69,037.45	241.37	127,750.33	138,515.42	3,328,305.43
Miami Shores Village	22,940.52	246,872.00	2,135.60			15,160.02	287,108.14
Miami Springs	32,583.96	369,417.00	14,375.40				416,376.36
Micanopy	2,590.17	42,418.00	1,090.60	616.12			46,714.89
Milton	52,723.71	269,279.00	402.80	978.74	10,409.34	21,161.06	354,954.65
Minneola	5,185.74	36,075.00	1,120.05	317.25			42,698.04
Miramar	86,134.95	996,938.00	7,907.80	11,968.11		44,831.73	1,147,780.59
Monticello	17,412.14	83,012.00	934.80	1,302.00	2,172.28	3,797.40	108,630.62
Montverde	2,098.04	12,265.00	38.00	231.83			14,632.87
Moore Haven	10,262.87	34,646.00	395.20	1,915.23			47,219.30
Mount Dora	34,186.50	220,481.00	5,250.65		4,943.93	9,757.31	274,619.39
Mulberry	18,716.61	93,993.00	2,067.20	1,246.49			116,023.30
Naples	265,528.04	484,401.00	12,396.07	1,498.62	47,331.77	173,529.02	984,684.52
Neptune Beach	12,022.24	144,210.00	3,237.60		2,564.64	5,902.18	167,936.66
Newberry	4,915.55	66,616.00	782.80	1,750.94			74,065.29
New Port Richey	181,854.36	290,251.00	10,229.60	11,286.24	29,821.11	87,825.24	611,267.55
New Smyrna Beach	78,315.85	496,395.00	13,753.15	6,672.99			595,136.99
Niceville	24,816.82	237,907.00	4,060.30	3,135.25	3,251.78	8,389.10	281,560.25
Noma	1,412.47	21,461.00					22,873.47
North Bay Village	12,093.27	121,257.00	7,075.60			4,977.37	145,403.24
North Lauderdale	42,096.93	480,589.00	1,710.00				524,395.93
North Miami	110,905.50	1,384,899.00	21,335.10	5,485.50	173,190.49	347,139.50	2,042,955.09
North Miami Beach	92,448.91	1,157,254.00	20,765.10				1,270,468.01
North Palm Beach	50,294.07	325,872.00	10,904.10		32,572.42	11,781.36	431,423.95
North Port	36,660.68	118,182.00	1,938.00	412.75	1,327.04		158,520.47
North Redington Beach	4,226.87	25,413.00	1,988.35				31,628.22

DISTRIBUTIONS TO MUNICIPALITIES (Continued)

MUNICIPALITY	Municipal Financial Assistance Trust Fund	Revenue Sharing Trust Fund	Beverage Licenses	Mobile Home Licenses	Municipal Firemen's Pension Fund	Municipal Police Officers' Retirement	Total
Oak Hill	\$ 3,942.87	\$ 32,915.00	\$ 448.40	\$ 1,963.62	\$	\$	\$ 39,269.89
Oakland	4,100.88	30,282.00	38.00	34,420.88
Oakland Park	66,073.10	692,763.00	28,756.50	6,280.74	45,095.59	30,413.23	869,382.16
Ocala	283,088.53	1,045,126.00	21,804.40	17,008.36	97,162.24	155,478.45	1,619,667.98
Ocean Breeze Park	16,529.44	68,241.00	4,689.99	89,460.43
Ocean Ridge	5,273.51	25,456.00	817.00	31,546.51
Ocoee	40,511.15	223,920.00	2,549.80	1,353.66	268,334.61
Okeechobee	68,381.07	176,013.00	1,238.80	2,093.45	6,040.76	17,922.63	271,689.71
Oldsmar	8,536.75	68,186.00	3,138.80	665.75	80,527.30
Opa Locka	35,903.45	430,197.00	7,651.30	4,317.24	478,068.99
Orange City	11,707.45	81,471.00	1,197.00	6,067.61	100,443.06
Orange Park	70,358.37	205,120.00	2,017.80	4,876.36	282,372.53
Orchid	48.00	48.00
Orlando	844,358.29	4,501,093.00	92,844.45	47,503.64	236,981.89	409,296.39	6,132,077.66
Ormond Beach	93995.42	542,058.00	22,538.75	18,735.68	49,608.43	148,904.64	875,840.92
Otter Creek	1,232.35	9,538.00	91.20	24.25	10,885.80
Oveido	13,220.82	78,978.00	685.90	2,959.62	95,844.34
Pahokee	26,323.95	288,574.00	3,828.50	3,540.74	2,025.00	324,292.19
Palatka	87,082.60	327,649.00	4,780.40	3,172.12	12,806.61	18,667.10	454,157.83
Palm Bay	50,463.02	333,466.00	7,712.10	13,911.37	13,238.93	14,391.87	433,183.29
Palm Beach	42,167.06	228,896.00	26,776.70	50,824.56	77,068.06	425,732.38
Palm Beach Gardens	48,787.54	321,928.00	8,357.15	11,942.98	14,401.34	28,294.49	433,711.50
Palm Beach Shores	5,694.93	30,617.00	2,139.40	6,754.87	45,206.20
Palmetto	67,020.60	294,944.00	4,324.40	25,238.87	17,407.24	408,935.11
Palm Springs	37,776.97	341,038.00	2,029.20	5,616.65	386,460.82
Palm Shores	212.80	511.75	724.55
Panama City	124,424.75	1,470,245.00	28,614.00	16,148.11	53,965.60	149,529.61	1,842,927.07
Panama City Beach	7,211.12	90,906.00	21,965.90	6,660.23	126,743.25
Parker	13,862.95	150,303.00	2,515.60	5,106.85	171,788.40
Parkland	838.78	5,499.00	15.20	6,352.98
Paxton	4,078.36	29,220.00	7.60	21.75	33,327.71
Pembroke Park	12,441.86	122,721.00	4,822.20	40,722.24	180,707.30
Pembroke Pines	84,099.91	929,118.00	7,041.40	39,641.39	65,406.47	1,125,307.17
Penney Farms	5,321.41	38,000.00	126.25	43,447.66
Pensacola	473,684.15	2,604,184.00	57,387.60	1,687.25	109,368.15	200,000.28	3,446,311.43
Perry	41,464.01	316,860.00	3,838.00	3,217.00	14,877.37	9,511.91	389,768.29
Pierson	3,491.56	22,139.00	197.60	276.25	28,104.41
Pinellas Park	108,899.44	1,149,337.00	15,081.25	68,278.07	35,304.58	42,286.29	1,419,186.63
Plant City	84,050.20	582,504.00	9,146.60	10,813.91	15,644.80	34,336.63	736,496.14
Plantation	124,207.61	1,225,659.00	21,805.35	14,580.36	74,589.97	1,460,842.29
Polk City	2,728.74	15,070.00	144.40	1,090.99	19,034.13
Pomona Park	5,997.00	21,563.00	718.20	406.75	28,684.95
Pompano Beach	162,264.19	1,649,963.00	45,840.35	20,691.49	226,132.96	355,649.72	2,460,541.71
Ponce de Leon	3,046.06	18,547.00	87.40	252.00	21,932.46
Ponce Inlet	5,739.64	24,754.00	2,523.20	33,016.84
Port Orange	58,508.74	393,547.00	9,105.74	79,975.32	10,503.20	17,851.26	569,491.26
Port Richey	35,157.78	38,186.00	2,994.40	3,691.44	80,029.62
Port St. Joe	16,808.27	95,221.00	1,364.20	113,393.47
Port St. Lucie	39,451.98	160,560.00	1,292.00	660.62	201,964.60
Punta Gorda	157,294.44	200,241.00	5,614.50	5,801.87	10,687.86	21,863.05	401,502.72
Quincy	31,374.56	283,180.00	2,727.44	2,613.85	9,832.39	13,559.82	343,288.06
Raiford	2,682.27	13,623.00	68.40	424.49	16,798.16
Reddick	3,151.90	11,953.00	45.60	415.87	15,556.37
Redington Beach	5,754.90	37,459.00	665.00	43,878.90
Redington Shores	9,445.98	67,935.00	1,953.20	79,334.18
Riviera Beach	116,259.67	855,736.00	24,491.00	24,385.60	28,831.22	32,324.12	1,082,027.61
Rockledge	42,856.10	377,629.00	5,878.60	1,942.49	15,356.19	14,327.89	457,990.27
Royal Palm Beach	16,806.31	95,709.00	1,151.40	113,666.71
Safety Harbor	17,809.28	160,752.00	3,397.20	2,484.87	184,243.35
San Antonio	10,711.57	15,424.00	843.60	288.00	27,267.17
Sanford	109,442.33	875,934.00	13,623.00	8,379.48	27,897.65	39,686.28	1,074,962.74
Sanibel	25,711.67	58,139.00	9,649.15	210.25	93,710.07
Sarasota	387,441.98	1,574,359.00	55,274.80	33,156.97	119,651.66	177,746.27	2,347,630.68
Satellite Beach	33,358.63	252,627.00	4,246.50	13,447.38	29,668.30	333,347.81
Sea Ranch Lakes	1,970.90	59,037.00	824.60	61,832.50

DISTRIBUTIONS TO MUNICIPALITIES (Continued)

MUNICIPALITY	Municipal Financial Assistance Trust Fund	Revenue Sharing Trust Fund	Beverage Licenses	Mobile Home Licenses	Municipal Firemen's Pension Fund	Municipal Police Officers' Retirement	Total
Sebastian.....	\$ 14,669.84	\$ 37,529.00	\$ 1,533.30	\$ 2,178.49	\$	\$	\$ 55,910.63
Sebring.....	58,140.82	272,135.00	3,075.62	2,092.24	11,857.62	22,489.45	369,790.75
Seminole.....	17,822.18	167,510.00	3,914.00	21,155.90	25,262.51	235,664.59
Seawalls Point.....	15,908.70	22,971.00	718.20	39,597.90
Shalimar.....	2,935.52	32,248.00	1,043.10	1,552.62	37,779.24
Sneads.....	8,394.66	87,898.00	698.24	742.37	97,733.27
Sopchoppy.....	11,665.30	15,515.00	45.60	485.62	27,711.52
South Bay.....	14,735.45	142,657.00	2,626.75	1,455.12	161,474.32
South Daytona.....	52,132.42	364,956.00	6,451.45	14,733.04	438,272.91
South Flomaton.....	2,897.62	53,674.00	1,565.60	89.50	58,226.72
South Miami.....	30,023.88	354,092.00	11,667.90	12,971.31	408,755.09
South Palm Beach.....	6,221.67	31,145.00	665.00	38,031.67
South Pasadena.....	15,828.70	117,599.00	4,432.70	4,390.99	2,890.63	145,142.02
Springfield.....	20,948.24	327,508.00	1,254.00	3,597.87	353,308.11
Starke.....	29,343.04	161,111.00	1,664.40	2,372.98	5,123.10	9,246.75	208,861.27
Stuart.....	139,406.70	276,026.00	8,002.32	3,961.48	427,396.50
Sunrise.....	94,965.03	1,016,524.00	11,315.45	32,451.73	39,792.36	1,195,048.57
Surfside.....	9,818.41	104,228.00	3,523.55	4,879.11	122,449.07
Sweetwater.....	19,136.68	266,443.00	2,957.35	2,594.74	291,131.77
St. Augustine.....	109,129.56	395,480.00	14,781.04	4,383.87	47,593.25	32,530.36	603,898.08
St. Augustine Beach.....	9,787.19	22,444.00	2,367.40	94.99	34,693.58
St. Cloud.....	49,721.42	239,725.00	1,968.40	2,505.36	8,083.01	11,084.62	313,087.81
St. Leo.....	20,936.45	81,243.00	304.00	102,483.45
St. Lucie Village.....	950.00	82.00	1,032.00
St. Marks.....	8,324.43	9,455.00	406.60	219.87	18,405.90
St. Petersburg.....	818,217.94	8,256,111.00	109,032.45	119,234.27	250,568.53	363,253.59	9,916,417.78
St. Petersburg Beach.....	37,399.68	271,014.00	22,122.17	330,535.85
Tallahassee.....	297,660.32	2,875,267.00	54,598.87	13,669.86	107,648.67	174,692.98	3,523,537.70
Tamarac.....	75,739.64	751,770.00	9,360.35	15,502.92	19,787.13	872,160.04
Tampa.....	1,456,584.61	9,951,192.00	221,765.15	111,869.68	375,235.08	617,661.56	12,734,308.08
Tarpon Springs.....	43,109.49	385,961.00	14,223.40	28,107.73	13,712.25	22,290.80	507,404.67
Tavares.....	22,524.99	132,939.00	1,139.05	15,045.11	4,226.14	6,758.55	182,632.84
Temple Terrace.....	58,707.06	358,791.00	4,488.75	8,396.45	13,774.63	444,157.89
Tequesta.....	16,053.82	129,246.00	5,290.55	150,590.37
Titusville.....	125,993.80	1,213,491.00	17,349.85	13,719.24	32,704.52	47,164.08	1,450,422.49
Treasure Island.....	25,806.92	189,601.00	12,308.20	223.25	7,374.97	7,462.37	242,776.71
Trenton.....	5,771.81	40,430.00	657.40	500.75	47,359.96
Umatilla.....	9,795.94	59,426.00	1,120.05	960.75	3,179.53	74,482.27
Unincorporated Sarasota County.....	7,575.30	7,575.30
Unincorporated Volusia County.....	11,509.73	11,509.73
Valparaiso.....	20,555.13	249,784.00	1,535.20	600.87	272,475.20
Venice.....	92,238.95	331,533.00	12,427.90	71,403.19	24,005.64	37,580.30	569,188.98
Vernon.....	3,539.51	38,915.00	38.00	475.74	42,968.25
Vero Beach.....	143,509.84	437,629.00	13,850.04	6,578.11	35,352.11	53,838.49	690,757.59
Virginia Gardens.....	6,479.22	75,290.00	3,531.15	85,300.37
Waldo.....	3,245.38	47,943.00	1,340.92	1,090.00	53,619.30
Wauchula.....	24,346.58	92,924.00	98.80	488.49	6,289.20	7,297.44	131,444.51
Wausau.....	1,230.18	20,296.00	15.20	173.00	21,714.38
Webster.....	7,777.53	38,162.00	638.40	1,034.87	47,612.80
Weeki Wachi.....	349.85	2,118.00	364.80	2,832.65
Welaka.....	5,697.60	20,854.00	480.70	265.75	27,298.05
West Melbourne.....	19,055.40	153,895.00	4,229.40	1,788.25	178,968.05
West Miami.....	15,076.23	196,539.00	4,351.95	3,054.12	219,021.30
West Palm Beach.....	260,837.37	2,052,126.00	71,426.70	16,062.45	134,415.55	194,169.24	2,729,037.31
Westville.....	2,088.00	13,287.00	30.40	181.37	15,586.77
Wewahitchka.....	7,824.32	94,402.00	273.60	1,269.75	103,769.67
White Springs.....	5,273.95	53,946.00	91.20	456.00	59,767.15
Wildwood.....	25,421.93	81,216.00	1,447.80	4,140.12	112,225.85
Williston.....	12,871.38	70,014.00	638.40	918.61	84,442.39
Wilton Manors.....	41,363.61	472,399.00	6,745.00	685.50	521,191.11
Windemere.....	6,732.40	27,622.00	34,354.40
Winter Garden.....	44,339.28	237,752.00	4,283.55	5,938.27	6,400.38	14,581.36	313,294.84
Winter Haven.....	137,757.77	589,744.00	15,273.15	7,316.61	32,688.47	57,892.33	840,672.33
Winter Park.....	157,492.94	786,919.00	15,507.80	41,007.38	1,000,927.12
Winter Springs.....	31,532.08	191,569.00	699.20	17,822.61	241,622.89

DISTRIBUTIONS TO MUNICIPALITIES (Continued)

MUNICIPALITY	Municipal Financial Assistance Trust Fund	Revenue Sharing Trust Fund	Beverage Licenses	Mobile Home Licenses	Municipal Firemen's Pension Fund	Municipal Police Officers' Retirement	Total
Worthington Springs	\$ 2,313.44	\$ 10,065.00	\$ 34.20	\$ 229.87	\$	\$	\$ 12,642.51
Yankeetown	3,535.36	14,902.00	53.20	86.25	18,576.81
Zephyrhills	97,013.38	143,407.00	3,095.10	11,119.98	254,635.46
Zolfo Springs	9,161.02	44,316.00	45.60	765.99	54,288.61
TOTAL	<u>\$ 23,095,784.71</u>	<u>\$177,273,930.00</u>	<u>\$ 3,816,163.15</u>	<u>\$ 2,665,586.90</u>	<u>\$ 7,008,895.35</u>	<u>\$ 10,909,178.54</u>	<u>\$224,769,538.65</u>

STATE OF FLORIDA
Combined Balance Sheet — All Funds
June 30, 1980

UNAUDITED

UNAUDITED

	General Fund	Trust and Agency Fund
ASSETS		
Current Assets		
Cash in State Treasury (Note 2)	\$ 68,573,939.47	\$ 160,099,010.67
Other Cash and Cash in Transit	1,066,601.07	8,803,894.42
Appropriation Balance (Note 3)	78,933,550.85	22,559,006.31
Investments	26,040,261.73	1,380,648,639.23
Receivables (Net)	51,152,932.02	251,397,129.43
Due from Other Funds or Governmental Units	17,724,021.79	793,024,733.92
Prepaid Items	920,778.53	40,817.89
Inventories	22,138,039.86	7,015,721.66
Other Current Assets	2,686.00	925,473.08
Total Current Assets	<u>\$ 266,552,811.32</u>	<u>\$2,624,514,416.61</u>
Non-Current Assets		
Deposits	\$ 159.00	\$ 49,900.00
Amount Available for Retirement of Long-Term Debt		
Amount to be Provided for Retirement of Long-Term Debt		
Receivables Due After One Year		451,770,000.00
Cancelled and Restored Warrants (Note 4)		
Federal Aid Agreements and Allotments—DOT		
Other Non-Current Assets		3,187,083,896.65
Total Non-Current Assets	<u>\$ 159.00</u>	<u>\$3,638,903,796.65</u>
Fixed Assets		
Land	\$	\$ 135,460.26
Buildings (Net)		
Machinery and Equipment (Net)		3,458.04
Other Structures and Improvements (Net)		
Work-in-Progress		1,323,030.56
Other Fixed Assets (Net)		10,256,296.56
Total Fixed Assets	<u>\$</u>	<u>\$ 11,718,245.42</u>
TOTAL ASSETS	<u>\$ 266,552,970.32</u>	<u>\$6,275,136,458.68</u>
LIABILITIES		
Current Liabilities		
Payables	\$ 65,816,257.14	\$ 120,632,557.57
Due to Other Funds or Governmental Units	41,239,327.28	84,302,626.32
Deposits Payable	375.00	2,559,617.66
Unearned Revenue	743,437.78	2,445,260.36
Other Current Liabilities	12,300,261.49	1,989,000.79
Total Current Liabilities	<u>\$ 120,099,658.69</u>	<u>\$ 211,929,062.70</u>
Long-Term Liabilities		
Long-Term Debt Payable	\$	\$
Other Long-Term Liabilities		
Total Long-Term Liabilities	<u>\$</u>	<u>\$</u>
RESERVES AND EQUITY		
Reserves	\$ 36,041,150.94	\$4,188,661,137.85
Investment in Fixed Assets		
Retained Earnings		1,874,546,258.13
Fund Balance	110,412,160.69	
Total Reserves and Equity	<u>\$ 146,453,311.63</u>	<u>\$6,063,207,395.98</u>
TOTAL LIABILITIES AND RESERVES AND EQUITY	<u>\$ 266,552,970.32</u>	<u>\$6,275,136,458.68</u>

STATE OF FLORIDA
Combined Balance Sheet — All Funds
June 30, 1980

UNAUDITED

UNAUDITED

Special Revenue Fund	Enterprise Fund	Intra-Governmental Service Fund	Debt Service Fund	Capital Projects Fund	General Fixed Assets Group of Accounts	General Long-Term Debt Group of Accounts
\$ 47,159,966.57	\$ 166,499.77	\$ 4,327,915.14	\$	\$ 5,720,590.14	\$	\$
62,049,216.30	388,811.15	3,588,481.64	86,534.38	1,701.61
634,970.55	132,605.99	114,220,543.76
269,653,097.88	68,963,027.97	54,088,516.30	252,335,170.60	56,657,354.38
132,938,183.47	1,941,319.66	27,149,968.09	43,241,994.14
70,207,362.54	377,287.68	28,901,073.15
205,398.71	10,048.75
2,102,565.08	353,025.30	8,955,953.16
108,290.17	(1,824,591.00)	19,997.80
<u>\$ 585,059,051.27</u>	<u>\$ 71,812,683.85</u>	<u>\$ 96,806,185.75</u>	<u>\$ 252,441,702.78</u>	<u>\$ 248,743,257.18</u>	<u>\$</u>	<u>\$</u>
\$ 11,482.28	\$	\$ 803,197.00	\$	\$ 240,652.25	\$	\$
555,493,053.00	1,325,307,327.00	34,040,015.00	224,441,461.62
181,686,556.00	1,890,123,052.07
.....
1,200,896.00	932,907.05	80,023.64
<u>\$ 738,391,987.28</u>	<u>\$1,325,307,327.00</u>	<u>\$ 35,776,119.05</u>	<u>\$</u>	<u>\$ 240,652.25</u>	<u>\$</u>	<u>\$2,114,644,537.33</u>
\$	\$	\$ 14,167,959.21	\$	\$ 35,584,869.18	\$ 63,217,101.80	\$
3,756,838.26	387,758,536.71	147,138,797.43	628,034,970.29	329,444,587.87
.....	57,329,194.19	239,920,301.26	166,625,747.77
.....	48,262,240.56	7,476,749,431.06
.....	4,495,105.12	68,585,123.16	82,930,160.31
<u>\$ 3,756,838.26</u>	<u>\$ 387,758,536.71</u>	<u>\$ 223,131,055.95</u>	<u>\$</u>	<u>\$1,131,845,189.02</u>	<u>\$8,277,475,624.87</u>	<u>\$</u>
<u>\$1,327,207,876.81</u>	<u>\$1,784,878,547.56</u>	<u>\$ 355,713,360.75</u>	<u>\$ 252,441,702.78</u>	<u>\$1,380,829,098.45</u>	<u>\$8,277,475,624.87</u>	<u>\$2,114,644,537.33</u>
\$ 136,068,885.96	\$ 3,102,558.24	\$ 74,626,869.28	\$	\$ 30,534,298.88	\$	\$2,114,504,539.26
62,091,895.45	181.95	9,905,478.36	3,576,383.34	139,998.07
14,007.11	1,000.00
1,685,726.32	2,886,631.00	4,022.59
12,928,314.96	22,458.74	356,165.87	200,262.36
<u>\$ 212,788,829.80</u>	<u>\$ 3,125,198.93</u>	<u>\$ 87,776,144.51</u>	<u>\$</u>	<u>\$ 34,314,967.17</u>	<u>\$</u>	<u>\$2,114,644,537.33</u>
\$ 555,731,598.34	\$1,325,610,910.00	\$ 38,182,342.48	\$	\$ 17,738,932.59	\$	\$
.....	13,082,794.84	54,711,000.00
<u>\$ 555,731,598.34</u>	<u>\$1,325,610,910.00</u>	<u>\$ 51,265,137.32</u>	<u>\$</u>	<u>\$ 72,449,932.59</u>	<u>\$</u>	<u>\$</u>
\$ 222,612,634.47	\$ 386,507,866.67	\$ 227,549,214.31	\$ 1,480,500.00	\$ 62,293,276.54	\$	\$
3,687,113.00	69,634,571.96	(10,877,135.39)	1,023,165,257.24	8,277,475,624.87
.....	250,961,202.78	188,605,664.91
332,387,701.20
<u>\$ 558,687,448.67</u>	<u>\$ 456,142,438.63</u>	<u>\$ 216,672,078.92</u>	<u>\$ 252,441,702.78</u>	<u>\$1,274,064,198.69</u>	<u>\$8,277,475,624.87</u>	<u>\$</u>
<u>\$1,327,207,876.81</u>	<u>\$1,784,878,547.56</u>	<u>\$ 355,713,360.75</u>	<u>\$ 252,441,702.78</u>	<u>\$1,380,829,098.45</u>	<u>\$8,277,475,624.87</u>	<u>\$2,114,644,537.33</u>

STATE OF FLORIDA
Combined Statement of Changes in Fund Balances/Retained Earnings—All Funds
UNAUDITED for the Fiscal Year Ended June 30, 1980 UNAUDITED

	General Fund	Trust and Agency Fund	Special Revenue Fund	Enterprise Fund	Intra-Governmental Service Fund	Debt Service Fund	Capital Projects Fund
Balances July 1, 1979	\$ 168,100,432.17	\$1,848,967,153.80	\$ 320,166,372.03	\$ 67,303,332.75	\$ 29,031,737.93	\$ 268,289,024.72	\$ 220,151,879.91
Add:							
Excess of Revenues (and Transfers) over Expenditures (and Encumbrances) for the year	24,404,662.40	265,384,294.60	66,878,530.31			436,298.93	14,708,365.09
Net Income (Loss) for the year				2,139,534.95	(17,425,523.37)		
Other Additions	4,417,687.13	8,369,942.02	4,231,488.30	191,704.26	2,943,208.17		13,166,103.78
Total Available	\$ 196,922,781.70	\$2,122,741,390.42	\$ 391,276,390.64	\$ 69,634,571.96	\$ 14,549,422.73	\$ 268,725,323.65	\$ 248,026,348.78
Deduct:							
Excess of Expenditures (and Encumbrances) over Revenues (and Transfers) for the year	19,260,700.45	60,959,864.87	50,670,936.77			17,764,120.87	52,900,637.99
Other Deductions	67,249,920.56	187,235,267.42	8,217,752.67		25,426,558.12		6,520,045.88
Balances June 30, 1980	\$ 110,412,160.69	\$1,874,546,258.13	\$ 332,387,701.20	\$ 69,634,571.96	\$ (10,877,135.39)	\$ 250,961,202.78	\$ 188,605,664.91

STATE OF FLORIDA
FOOTNOTES TO FINANCIAL STATEMENTS
JUNE 30, 1980

NOTE (1) (No specific reference on financial statements.)

The preceding financial statements were combined by the Office of Comptroller from individual statements submitted by the various agencies and departments of the State of Florida pursuant to Chapter 216.102, Florida Statutes, which states:

"(1) On or before September 30 of each year, each agency supported by any form of taxation or licenses, fees, imposts, or exactions shall file with the Comptroller and the Auditor General and the legislative appropriations committees a balance sheet and a statement of operation, prepared in compliance with generally accepted governmental accounting principles, as of June 30 of each year showing all assets, liabilities, equities, income, and expenditures of the respective agency.

(2) It shall be the duty of the Comptroller to:

(a) Compile the respective balance sheets and statements of operation filed pursuant to subsection (1) into one balance sheet and one statement of operation and include a copy of the same in his annual report;

(b) Furnish the Governor with a copy of said compiled balance sheet pursuant to Section 216.091(1)(c); and

(c) Certify to the Executive Office of the Governor that each agency has complied with the requirements of subsection (1).

(3) Should any agency fail to comply with the provisions of subsection (1), the Executive Office of the Governor may withhold releases of appropriations until such time as the Comptroller certifies the agency's compliance."

No effort was made by this office to audit these statements for the Office of the Auditor General will determine at the time of their post-audit whether each was prepared in compliance with generally accepted governmental accounting principles. However, where necessary, adjustments were made to adapt statements to our format.

NOTE (2) Per the Comptroller's records, the cash balances in the State Treasury as of June 30, 1980 were as follows:

General Revenue Fund	\$625,926,208.01
Trust Fund	450,227,753.12
Working Capital Fund	-0-
Federal Revenue Sharing Fund	43,918.76

NOTE (3) Per the Comptroller's records, unexpended General Revenue appropriation balance as of June 30, 1980 was \$334,065,857.10. Through the month of October, 1980, the Executive Office of the Governor approved \$291,942,389.90 old appropriation certifications forward for the General Revenue Fund.

NOTE (4) Per the Comptroller's records, cancelled and restored warrants as of June 30, 1980, were as follows:

General Revenue Fund	\$ 274,336.77
Trust Fund	3,058,948.67
Federal Revenue Sharing Fund	39.64

UNEMPLOYMENT COMPENSATION ACCOUNT WITH THE UNITED STATES TREASURY

Balance 1, 1979		\$561,735,941.34
RECEIPTS:		
Quarter ending September 30, 1979	\$ 88,917,000.00	
Quarter ending December 31, 1979	59,494,000.00	
Quarter ending March 31, 1980	51,861,000.00	
Quarter ending June 30, 1980	<u>86,094,522.00</u>	
Total Receipts		\$286,366,522.00
EARNINGS:		
Quarter ending September 30, 1979	\$ 11,118,346.26	
Quarter ending December 31, 1979	11,541,246.96	
Quarter ending March 31, 1980	12,707,608.46	
Quarter ending June 30, 1980	<u>14,782,185.24</u>	
Total Earnings		\$ 50,149,386.92
Total Receipts and Earnings		<u>\$336,515,908.92</u>
Total Available		<u>\$898,251,850.26</u>
WITHDRAWALS:		
Quarter ending September 30, 1979	\$ 43,000,000.00	
Quarter ending December 31, 1979	26,200,000.00	
Quarter ending March 31, 1980	29,100,000.00	
Quarter ending June 30, 1980	<u>34,750,000.00</u>	
Total Withdrawals		<u>\$133,050,000.00</u>
Balance June 30, 1980		<u>\$765,201,850.26</u>

STATEMENT OF INVESTMENTS PAR VALUE OF SECURITIES ON HAND AS OF JUNE 30, 1980

Florida Retirement System	\$3,103,793,455.18	Department of Administration	\$ 799,547,290.00
Teachers Survivors Benefit Fund	26,294,331.00	Department of Agriculture	2,727,000.00
Local Government Surplus Fund	273,136,648.00	Department of Banking and Finance	337,913,287.67
Florida Fire Insurance Trust Fund	2,919,000.00	Department of Business Regulation	2,567,000.00
Ringling Museum Trust Fund	800,000.00	Department of Citrus	35,720,587.34
State Fair Bond	11,880,000.00	Department of Community Affairs	924,000.00
Workmen's Compensation Special Disability Fund	100,000.00	Department of Corrections	1,790,000.00
Children's Medical Service Trust Fund	7,500.00	Crimes Compensation Commission	1,741,000.00
Department of Education	255,895,720.94	Department of Environmental Regulation	40,270,000.00
Board of Regents:		Florida Public Service Commission	16,297,000.90
Agricultural College Trust Fund	116,500.00	Game and Fresh Water Fish Commission	5,046,000.00
Seminary Trust Fund	28,000.00	Department of General Services	11,848,500.00
Principal of American Legion Trust Fund	15,000.00	Department of Health and Rehabilitative Services	12,509,000.00
University of Florida	70,000.00	Department of Insurance	71,519,126.16
Florida State University	16,000.00	Department of Labor and Employment Security	42,703,000.00
Florida Agricultural and Mechanical University	55,000.00	Department of Military Affairs	72,000.00
		Department of Natural Resources	118,150,000.00
		Department of Professional Regulation	13,375,000.00
		Office of Executive Governor	1,994,000.00
		Department of Transportation	223,911,500.00
		Total	<u>\$5,405,752,447.19</u>

*\$216,869,449.72 book value of common stocks held for Florida Retirement System not included.

RETIREMENT SYSTEMS, SPECIAL PENSIONS AND RELIEF ACTS

	(Chap. 121) Florida Retirement System	(Chap. 238) Teachers Retirement Survivors Benefit Trust Fund	Total Trust Funds
Balance July 1, 1979	\$ 22,700.17	\$ 35,697.92	\$ 58,398.09
RECEIPTS			
Interest	\$ 280,738,167.73	\$ 1,982,249.55	\$ 282,720,417.28
Dividends	9,253,008.66		9,253,008.66
Retirement Contributions'	449,624,371.13		449,624,371.13
Transfers	46,456.67	1,336,721.03	1,413,177.70
Refunds	107,837.79	1,206.40	109,044.19
Sale of Investments	239,965,061.72	191,668.00	240,156,729.72
Cancellations	173,133.16	7,023.00	180,156.16
Total Receipts	<u>\$ 979,908,036.86</u>	<u>\$ 3,548,867.98</u>	<u>\$ 983,456,904.84</u>
Total Available	<u>\$ 979,930,737.03</u>	<u>\$ 3,584,565.90</u>	<u>\$ 983,515,302.93</u>
DISBURSEMENTS			
Refunds	\$ 14,072,194.54	\$	\$ 14,072,194.54
Transfers	6,500,000.00		6,500,000.00
Adjustment to Employee Deductions	10,930.03		10,930.03
Adjustment to State Matching Contributions	500,739.53		500,739.53
Benefits	198,864,244.36	3,051,986.75	201,916,231.11
Investments	759,908,000.00	530,615.95	760,438,615.95
Reissues	43,525.93	1,463.00	44,988.93
Total Disbursements	<u>\$ 979,899,634.39</u>	<u>\$ 3,584,065.70</u>	<u>\$ 983,483,700.09</u>
Balance June 30, 1980	<u>\$ 31,102.64</u>	<u>\$ 500.20</u>	<u>\$ 31,602.84</u>
Investments on Hand June 30, 1980	<u>\$3,103,793,455.18</u>	<u>\$ 26,294,331.00</u>	<u>\$3,130,087,786.18</u>

'Inclusive of Teachers Retirement Contributions of \$794,947.20.

	GENERAL REVENUE EXPENDITURES				
	1975-76	1976-77	1977-78	1978-79	1979-80
Elected State Retirement Credit Matching	\$ 189,118.04	\$ 65,593.98	\$ 78,337.16	\$ 60,857.09	\$ 61,108.56
Teacher's Special Pensions	94,198.53	99,982.01	95,037.60	88,506.75	90,063.00
State Officers and Employees Retirement	1,134,036.35	1,279,176.68	1,453,387.50	1,588,592.17	1,660,807.83
Disability Benefits to Justices and Judges	107,179.31	72,679.56	64,913.76	72,626.88	70,439.40
Confederate Pensions	25,446.43	18,624.41	18,174.24	18,719.40	14,623.92
Special Pensions and Relief Acts	13,108.44	13,108.44	18,278.60	15,242.52	15,242.52
Florida National Guard	212,826.27	223,631.80	244,188.41	273,985.96	283,068.40
Relief Acts	65,626.83	100,623.65	58,441.00	93,750.00	268,802.75
Total	<u>\$1,841,540.20</u>	<u>\$1,873,420.53</u>	<u>\$2,030,758.27</u>	<u>\$2,212,280.77</u>	<u>\$2,464,156.38</u>

COMPARISON OF PARI-MUTUEL WAGERING RECEIPTS AND DISBURSEMENTS FOR THE FIVE-YEAR PERIOD JULY 1, 1975 TO JUNE 30, 1980

	1975-76	1976-77	1977-78	1978-79	1979-80
RECEIPTS:					
General Revenue Fund—					
5% Tax	\$24,766,297.86	\$25,578,205.02	\$35,484,009.58	\$40,313,189.22	\$41,139,932.37
Breaks	3,330,662.74	3,240,182.94	3,071,651.81	3,080,916.13	3,121,545.72
Additional Breaks	594,674.30	596,429.83	604,174.28	652,067.27	652,385.52
4% Tax	4,656,550.06	4,734,727.75	5,965,471.00	6,779,463.13	6,956,508.86
Miscellaneous	650.00	750.00	15,750.00	600.00	22,475.55
Total General Revenue Fund	\$33,348,834.96	\$34,150,295.54	\$45,141,056.67	\$50,826,235.75	\$51,892,848.02
Operating Trust Fund—					
Fees	\$ 21,550.00	\$ 20,450.00	\$ 24,850.00	\$ 29,150.00	\$ 31,210.00
Licenses	190,556.25	204,284.25	215,636.00	233,426.25	227,082.50
Taxes	35,231,651.40	36,775,067.30	28,853,851.83	32,456,042.43	33,338,254.71
Miscellaneous	1,957.36	903.90	7,259.70	2,371.34	23,965.93
Refunds		291.18	89.18	12,162.40	4,797.94
Transfers					544.91
Total Operating Trust Fund	\$35,445,715.01	\$37,000,996.83	\$29,101,686.71	\$32,733,152.42	\$33,625,855.99
Additional Harness and Dog Track Tax Trust Fund—					
Taxes	\$12,893,396.43	\$13,700,960.27	\$14,180,494.82	\$16,484,295.59	\$17,280,844.72
Total Additional Harness and Dog Track Tax Trust Fund	\$12,893,396.43	\$13,700,960.27	\$14,180,494.82	\$16,484,295.59	\$17,280,844.72
Florida Horse Racing Promotion Trust Fund—					
Taxes	\$ 322,015.98	\$ 287,636.42	\$	\$	\$
Total Florida Horse Racing Promotion Trust Fund	\$ 322,015.98	\$ 287,636.42	\$	\$	\$
Board of Regents Racing Scholarship Trust Fund—					
Taxes	\$ 692,623.10	\$ 594,074.74	\$ 543,991.40	\$ 560,099.05	\$ 663,573.13
Total Board of Regents Racing Scholarship Trust Fund	\$ 692,623.10	\$ 594,074.74	\$ 543,991.40	\$ 560,099.05	\$ 663,573.13
Bicentennial Commission Trust Fund—					
Taxes	\$ 862,596.14	\$ 335,365.91	\$ 20,765.63	\$	\$
Total Bicentennial Commission Trust Fund	\$ 862,596.14	\$ 335,365.91	\$ 20,765.63	\$	\$
DISBURSEMENTS:					
Operating Trust Fund—					
Salaries	\$ 577,118.35	\$ 560,622.43	\$ 694,585.25	\$ 836,595.58	\$ 905,164.26
Other Personal Services	712,999.58	823,504.79	818,562.42	967,202.19	915,237.13
Expenses	210,292.66	220,498.17	248,879.20	293,051.92	325,827.08
Operating Capital Outlay	139,154.69	43,941.28	6,955.54	36,584.47	21,704.96
FCO-Improvement to Laboratory					2,325.00
Refunds	79.00	846.63	302.25	81.25	215.00
Transfers	186,327.00	155,433.00	179,738.00	217,703.00	243,338.00
Transfer to General Revenue	11,382,200.00	12,617,714.41	4,700,000.00	8,000,000.00	4,310,000.00
Aid to Counties	21,038,000.00	21,038,000.00	21,038,000.00	21,020,000.00	21,038,000.00
Service Charge to General Revenue	1,053,487.43	1,506,440.77	1,160,780.74	1,273,628.39	1,331,990.81
Reissue of Outdated Warrants		44.22			
Certifications Forward	388,920.64	113,385.07	41,419.93	115,185.32	279,259.50
Certifications Forward-Aid to Counties					18,000.00
Total Operating Trust Fund	\$35,688,579.35	\$37,080,430.77	\$28,889,223.33	\$32,760,032.12	\$29,391,061.74
Additional Harness and Dog Track Tax Trust Fund—					
Transfer to General Revenue	\$ 3,635,056.45	\$ 4,274,242.57	\$ 4,671,855.99	\$ 7,000,000.00	\$ 5,600,000.00
Aid to Counties	8,877,500.00	8,877,500.00	8,877,500.00	8,877,500.00	8,877,500.00
Service Charge to General Revenue	380,839.98	549,217.70	542,728.31	634,291.44	693,703.14
Certifications Forward	129,795.40				
Total Additional Harness and Dog Track Trust Fund	\$13,023,191.83	\$13,700,960.27	\$14,092,084.30	\$16,511,791.44	\$15,171,203.14
Florida Horse Racing Promotion Trust Fund—					
Payment of Awards	\$ 276,336.01	\$ 274,313.52	\$	\$	\$
Certification Forward	28,229.64	30,773.23			
Total Florida Horse Racing Promotion Trust Fund	\$ 304,565.65	\$ 305,086.75	\$	\$	\$

ANNUAL DISTRIBUTION TO EACH OF 67 COUNTIES

1931-1932	\$ 9,226.23	1942-1943	\$ 13,800.00	1953-1954	\$ 125,100.00	1964-1965	\$ 262,500.00	1975-1976	\$ 446,500.00
1932-1933	10,461.20	1943-1944	68,700.00	1954-1955	127,200.00	1965-1966	290,000.00	1976-1977	446,500.00
1933-1934	12,825.80	1944-1945	33,000.00	1955-1956	165,000.00	1966-1967	295,000.00	1977-1978	446,500.00
1934-1935	19,702.80	1945-1946	98,000.00	1956-1957	175,000.00	1967-1968	319,000.00	1978-1979	446,500.00
1935-1936	16,794.09	1946-1947	90,900.00	1957-1958	171,000.00	1968-1969	370,000.00	1979-1980	446,500.00
1936-1937	24,199.88	1947-1948	83,667.67	1958-1959	178,300.00	1969-1970	412,000.00	Total	\$9,496,948.30
1937-1938	26,251.16	1948-1949	82,400.00	1959-1960	188,700.00	1970-1971	446,500.00		
1938-1939	26,863.76	1949-1950	82,400.00	1960-1961	187,600.00	1971-1972	446,500.00		
1939-1940	31,562.98	1950-1951	92,500.00	1961-1962	201,800.00	1972-1973	446,500.00		
1940-1941	33,100.00	1951-1952	112,000.00	1962-1963	206,800.00	1973-1974	446,500.00		
1941-1942	31,792.93	1952-1953	122,800.00	1963-1964	234,000.00	1974-1975	446,500.00		

*In the fiscal year 1978-79, all counties received \$446,500.00 each with the exception of Alachua County which received \$428,500.00 due to a pending legal opinion.
 *In the fiscal year 1979-80, all counties received \$446,500.00 each with the exception of Alachua County which received \$464,500.00 due to an \$18,000.00 distribution that was certified from the previous fiscal year.

**DISBURSEMENTS, BY DEPARTMENT AND DIVISION, FROM GENERAL REVENUE
REFUND OF OVERPAYMENT OF TAXES ACCOUNT**

GENERAL REVENUE UNALLOCATED					
Refunds	\$	33,009.24			
JUDICIAL BRANCH					
Third District Court of Appeal					
Fees		50.00			
Public Defender Division					
Fees		125.00			
Miscellaneous Revenue		7,692.65			
Refunds		15.00			
First District Court of Appeal					
Refunds		65.00			
LEGAL AFFAIRS, DEPARTMENT OF AND ATTORNEY GENERAL					
Other Non-Operating Receipts		403.33			
BANKING AND FINANCE, DEPARTMENT OF AND COMPTROLLER					
Division of Securities					
Fees		47,880.04			
Miscellaneous Revenue		47.19			
STATE, DEPARTMENT OF AND SECRETARY OF STATE					
Office of Secretary and Division of Administrative Services					
Miscellaneous Revenue		316.20			
Division of Elections					
Fees—Certification		76.05			
Taxes—Commission Tax		3,116.60			
Miscellaneous Revenue		354.80			
Division of Corporations					
Fees—Filing		6,516.38			
Taxes—Charter		20,220.36			
Miscellaneous Revenue		8,607.68			
Fees—Limited Partnerships		48,338.54			
Fees—Non-Profit Corporation		1,483.00			
Taxes—Corporation Privilege		715.00			
Fees—Uniform Commercial Code		2,723.83			
Division of Cultural Affairs					
Office of Division Director					
Refunds		307.46			
Division of License					
License—Private Employment Agency		420.00			
Miscellaneous Revenue—License		10.00			
License—Private Investigative Agency		4,503.10			
Miscellaneous Revenue—Private Investigative Agency		604.00			
Fees—Private Investigative Agency		130.00			
Fees—Private Employment Agency		10.00			
Fees—Charitable Solicitations		3,765.00			
COMMERCE, DEPARTMENT OF					
Division of Tourism					
Miscellaneous Revenue		985.00			
EDUCATION, DEPARTMENT OF AND COMMISSIONER OF EDUCATION					
Florida School for the Deaf and Blind					
Perquisites		6.93			
Fees		27.72			
BUSINESS REGULATION, DEPARTMENT OF					
Division of Beverage					
Taxes—Beverage		21,273.59			
Division of General Regulations					
Fees—Collection Agency Fees		110.00			
Licenses—Electronic Repair Dealers		290.00			
Miscellaneous Revenue		310.00			
Licenses—Collection Agency		390.00			
TRANSPORTATION, DEPARTMENT OF					
Division of Public Transportation Operation					
Fees—Airport		34,102.59			
ENVIRONMENTAL REGULATION, DEPARTMENT OF					
Fees		7,990.00			
Miscellaneous Revenue		69.10			
Refunds		43.73			
CITRUS, DEPARTMENT OF					
Service Charge to General Revenue Section 215.22		129,676.35			
HEALTH AND REHABILITATIVE SERVICES, DEPARTMENT OF					
Youth Services					
Perquisites		152.42			
Mental Health Services					
Refunds		35.94			
Perquisites		76.16			
HEALTH AND REHABILITATIVE SERVICES, DEPARTMENT OF (Continued)					
Retardation Services					
Miscellaneous Revenue	\$	143.94			
Social and Economic Services					
Miscellaneous Revenue		29,665.76			
Health Services					
Refunds		23,928.41			
Office of the Assistant Secretary for Administrative Services					
Refunds		2,172.13			
Office of the Assistant Secretary for Programs					
Fees		10.00			
Office of the Assistant Secretary for Operations					
Fees		8,110.00			
Licenses		560.00			
Refunds		162.15			
CORRECTIONS, DEPARTMENT OF					
Office of the Secretary and Office of Budget					
Refunds		5,483.60			
Major Institutions—Union Correctional Institution					
Perquisites		103.25			
Major Institutions—Broward Correctional Institution					
Perquisite		299.00			
REVENUE, DEPARTMENT OF					
Division of Sales and Use Tax					
Taxes		30,184.90			
Division of Collection and Enforcement					
Fees—Sales and Use Tax Registration		4,083.89			
Licenses—Special Motor Fuel		35.00			
Taxes—Sales and Use Tax		3,999,173.93			
Licenses—Gasoline Dealers Distributors		5.00			
Taxes—Corporate Income Tax		14,776,636.08			
Licenses—Gasoline Dealers		110.00			
Taxes—Estate Tax		1,709,998.51			
Distribution—Transfers Required by Law— Tax on Service of Minerals		1,316,788.77			
Taxes—Documentary Tax		405,682.22			
NATURAL RESOURCES, DEPARTMENT OF					
Office of Executive Director and Division of Administrative Services					
Fees—Oil Account		26.00			
Licenses		25.00			
Miscellaneous Revenue		599.50			
Land Sales or Leases		2.50			
Division of State Lands					
Fees		2,202.00			
Miscellaneous Revenue		299.78			
Division of Marine Resources					
Licenses		25.00			
Division of Law Enforcement					
Miscellaneous Revenue		199.00			
Land Sales or Leases		32.50			
Division of Resource Management					
Fees		2,195.55			
Miscellaneous Revenue		27.06			
Land Sales or Leases		3,010.04			
HIGHWAY SAFETY AND MOTOR VEHICLES, DEPARTMENT OF					
Division of the Florida Highway Patrol					
Fees—Motor Vehicle Inspection		123,740.60			
Division of Drivers' Licenses					
Driver Education Fees		176.50			
Drivers License		536.00			
Miscellaneous Revenue		3,479.88			
Driver Examination Fees		2,166.00			
Driver School Licenses		1,063.50			
Division of Motor Vehicles					
Fees—Auto Title and Lien		24,232.67			
Licenses—Motor Vehicles		1,838,582.51			
Miscellaneous Revenue		84,583.24			
Fees—Mobile Home Seal		10,836.00			
Licenses—Motor Vehicle Dealer		9,642.94			
Taxes		3,510.00			
Licenses—Mobile Home		11,289.05			
Fees—Motor Vehicle Inspection		407.60			
INSURANCE, DEPARTMENT OF AND TREASURER					
Division of Insurance Consumer Services					
Licenses		31,496.00			
TOTAL					\$24,854,767.94

OBJECT CLASSIFICATION OF EXPENDITURES

Object Code	CLASSIFICATION	General Revenue Fund	Trust Fund	Working Capital Fund	Federal Revenue Sharing Fund	Total Expenditures
Personal Services						
1100	Salaries and Wages	\$ 790,636,303.96	\$ 534,433,533.49			\$ 1,325,069,837.45
1200	Other Personal Services—Individuals	35,005,522.71	52,023,667.88			87,029,190.59
1300	Other Personal Services—Other	15,828,369.66	66,938,692.08			82,767,061.74
1500	Retirement and Social Security Matching	126,994,751.25	76,274,714.48			203,269,465.73
1600	State Health Insurance Contributions	12,758,014.11	8,853,673.22			21,611,687.33
1700	State Life Insurance Matching	600,286.98	684,686.77			1,284,973.75
Contractual Services						
2100	Advertising Florida	3,659,062.65	20,913,792.35			24,572,855.00
2200	Communication and Transportation	26,791,827.23	36,937,998.10			63,729,825.33
2300	Printing and Reproduction Services	9,608,645.03	6,926,488.06			16,535,133.09
2400	Repairs and Maintenance	15,474,399.82	13,493,344.87			28,967,744.69
2500	Care and Subsistence	216,839,842.54	498,538,078.49			715,377,921.03
2600	Travel	24,063,808.70	28,150,342.62		170.00	52,214,321.32
2700	Utilities	35,841,458.86	22,755,658.55			58,597,117.41
2900	Other Contractual Services	45,631,063.55	65,933,026.62			111,564,090.17
Materials and Supplies						
3100	Bedding and Other Textile Products	4,045,140.52	1,119,798.85			5,164,939.37
3200	Building and Construction Supplies	2,811,859.93	10,547,125.30			13,358,985.23
3300	Purchases for Resale	91,474.28	26,324,632.51			26,416,106.79
3400	Educational, Medical and Agricultural Supplies	14,960,662.35	25,100,523.56			40,061,185.91
3500	Food Products	19,307,527.26	4,442,543.39			23,750,070.65
3600	Maintenance and Heating Supplies	15,182,936.32	8,854,240.31			24,037,176.63
3700	Motor Fuels and Lubricants	8,428,377.08	9,931,357.32			18,359,734.40
3800	Office Materials and Supplies	7,811,575.15	7,189,134.88			15,000,710.03
3900	Other Materials and Supplies	5,024,724.84	2,587,931.75			7,612,656.59
Current Charges and Obligations						
4100	Insurance and Surety Bonds	5,213,667.67	6,345,332.36			11,559,000.03
4200	Pensions and Benefits	6,821,446.23	371,172,614.82			377,994,061.05
4300	Rental of Buildings	13,562,060.34	15,677,873.14			29,239,933.48
4400	Rental of Equipment	8,143,028.16	18,226,256.50			26,369,284.66
4800	Service Charges to General Revenue	4,517.79	17,636,076.68			17,640,594.47
4900	Other Current Charges and Obligations	36,856,005.44	30,654,314.30			67,510,319.74
Capital Outlay						
5100	Books	1,954,318.44	10,867,735.24			12,822,053.68
5200	Buildings and Fixed Equipment	40,491,414.00	63,198,173.20		88,569.81	103,778,157.01
5300	Educational, Medical and Agricultural Equipment	10,894,765.04	10,922,998.17			21,817,763.21
5400	Motor Vehicles—Passenger	7,346,990.67	9,097,135.93			16,444,126.60
5500	Motor Vehicles—Other	1,055,608.23	2,215,984.89			3,271,593.12
5600	Office Furniture and Equipment	11,432,416.68	6,004,174.37			17,436,591.05
5700	Land	8,300,222.80	80,678,258.50			88,978,481.30
5800	Other Structures and Improvements	1,522,005.08	510,326,194.26			511,848,199.34
5900	Other Capital Only	5,978,231.66	7,759,270.41			13,737,502.07
Debt Service						
6100	Interest of Debt	4,436,134.12	8,298,236.39			12,734,370.51
6200	Principal	10,885,110.63	4,613,969.25			15,499,079.88
6300	Loans		152,186.00			152,186.00
6400	Fiscal Agents and Other Fees	21,702.94	57,967.33			79,670.27
6900	Other Debt Service	(116,886.62)	(316,203.82)			(433,090.44)
Grants, Subsidies and Contributions						
7100	Aids to Municipalities	58.50	239,405,519.79			239,405,578.29
7200	Aids to Counties—Educational	1,766,013,548.22	506,484,312.76		70,207,712.73	2,342,705,573.71
7300	Aids to Counties—Other	8,781,029.27	342,564,728.92			351,345,758.19
7400	Other Educational Aids	21,335,480.22	5,809,238.33			27,144,718.55
7900	Other Grants, Subsidies and Contributions	43,200,109.63	196,393,126.45			239,593,236.08
Non-Operating						
8100	Distributions and Transfers	238,829,128.52	2,270,896,411.38			2,509,725,539.90
8200	Other Distributions	35,000.00	1,121,399,214.01			1,121,434,214.01
8300	Investments—Cost	2,299,995.00	1,816,338,931.82	182,684,152.89	68,316,841.90	2,069,639,921.61
8400	Investments—Accrued Interest		7,992,744.32			7,992,744.32
8500	Proceeds of Bonds		12,354,468.55			12,354,468.55
8600	Refunds	(35,749,683.59)	77,908,791.90			42,159,108.31
8700	Revolving and Working Funds	347,600.00	106,650.00			454,250.00
8900	Other Non-Operating	26,967,767.13	57,289,396.05			84,257,163.18
9900	Disbursement Journal Transfers	49,574,029.81	(17,347,937.06)			32,226,092.75
Total Expenditures		\$3,733,834,456.79	\$9,340,139,130.59	\$ 182,684,152.89	\$ 136,613,294.44	\$13,395,271,034.71

WORKING CAPITAL FUND
Changes in Fund Balance
for Fiscal Year Ended June 30, 1980

Balance July 1, 1979	\$	110,280.37
Receipts		<u>182,573,872.52</u>
Total Available		\$182,684,152.89
Disbursements		<u>\$182,684,152.89</u>
Balance June 30, 1980	\$	<u>- 0 -</u>

FEDERAL REVENUE SHARING FUND
Changes in Fund Balance
for Fiscal Year Ended June 30, 1980

Balance July 1, 1979	\$	443,701.56
RECEIPTS:		
From United States Government	\$121,116,975.00	
Sale of Investments	17,096,497.00	
Cancellation	<u>39.64</u>	
Total Receipts		<u>\$138,213,511.64</u>
Total Available		\$138,657,213.20
DISBURSEMENTS		
Direct Aid to Counties	\$ 70,200,000.00	
Fixed Capital Outlay Projects	96,452.54	
Investments	<u>68,316,841.90</u>	
Total Disbursements		<u>\$138,613,294.44</u>
Balance June 30, 1980	\$	<u>43,918.76</u>

ALPHABETICAL INDEX OF DEPARTMENTS AND DIVISIONS

Name of Department or Division	Dept. or Div. No.	Name of Department or Division	Dept. or Div. No.
ADMINISTRATION, DEPARTMENT OF	510-519	CORRECTIONS, DEPARTMENT OF	700-705
Divisions:		Divisions:	
Office of the Secretary	510	Office of the Secretary and Office of	
Budget	511	Management and Budget	700
State Planning	512-513	Office of the Assistant Secretary for Programs	701
Administrative Hearing	514	Office of the Assistant Secretary for Operations and	
Personnel	515	Regional Administration	702
Retirement	516	Major Institutions	703
Commission on Human Relations	518	Community Facilities and Road Prisons	704
Human Resource Management	519	Probation and Parole Commission	705
AGRICULTURE AND CONSUMER SERVICES, DEPARTMENT OF AND COMMISSIONER OF		EDUCATION, DEPARTMENT OF AND COMMISSIONER OF EDUCATION	481-499
AGRICULTURE	420-435	Divisions:	
Divisions:		Office of the Deputy Commissioner for	
Office of Commissioner and Division of Administration	420	Educational Management	481
Inspections	421	Office of the Deputy Commissioner for Administration	482
Standards	422	Office of the Deputy Commissioner for Special Programs	483
Chemistry	423	Public Schools	484
Dairy Industry	424	Vocational Education	485
Marketing	425	Community Colleges	486
Fruit and Vegetable Inspection	426	Blind Services	487
Animal Industry	427	Projects, Contracts and Grants	488
Plant Industry	428	Florida School for the Deaf and Blind	489
Fruit and Vegetable Inspection and Marketing		Universities:	
(Citrus Inspection)	429	General Office	490
Administration (General Inspection)	430	University of Florida	491
Marketing (Market Improvements)	431	Florida State University	492
Forestry	434	Florida Agricultural and Mechanical University	493
Consumer Services	435	University of Central Florida	494
		University of South Florida	495
		Florida Atlantic University	496
		University of West Florida	497
		Florida International University	498
		University of North Florida	499
BANKING AND FINANCE, DEPARTMENT OF AND COMPTROLLER	440-444	ENVIRONMENTAL REGULATION, DEPARTMENT OF	560
Divisions:		ETHICS, COMMISSION ON	640
Office of the Comptroller and		FLORIDA INSTITUTE OF PHOSPHATE RESEARCH	790
Division of Administration	440	GAME AND FRESH WATER FISH COMMISSION	770-774
Accounting and Auditing	441	Divisions:	
Banking	442	Game and Fresh Water Fish Commission	770
Finance	443	Office of Executive Director and Division of	
Securities	444	Administrative Service	771
		Law Enforcement	772
		Wildlife	773
		Fisheries	774
BUSINESS REGULATION, DEPARTMENT OF	530-536	GENERAL SERVICES, DEPARTMENT OF	720-729
Divisions:		Divisions:	
Office of Secretary	530	Office of the Executive Director and	
Pari-Mutuel Wagering	531	Division of Administration	720
Hotels and Restaurants	532	Security	721
Florida Land Sales and Condominiums	533	Purchasing	722
Alcoholic Beverages and Tobacco	534	Electronic Data Processing	723
General Regulation	535	Building Construction and Property	
State Mobile Home Tenant-Landlord Commission	536	Management—Operating	724
		Building Construction and Property	
		Management—Fixed Capital Outlay	725
		Motor Pool	726
		Surplus Property	727
		Bond Finance	728
		Communications	729
CITRUS, DEPARTMENT OF	570	GOVERNOR, EXECUTIVE OFFICE OF THE	310-313
COMMERCE, DEPARTMENT OF	471-473	Divisions:	
Divisions:		General Office	310
Office of the Secretary and Administrative Services	471	Operation of the Governor's Mansion	311
Tourism	472	Office of the Prosecution Coordination and the	
Economic Development	473	Council for the Prosecution of Organized Crime	312
		Administered Funds	313
COMMISSIONERS FOR THE PROMOTION OF UNIFORMITY OF LEGISLATION IN THE UNITED STATES	880		
COMMUNITY AFFAIRS, DEPARTMENT OF	520-528		
Divisions:			
Office of the Secretary	520		
Community Services	521		
Disaster Preparedness	523		
Veteran's Affairs	524		
Technical Assistance	525		
Public Safety	527		
Local Resource Management	528		

ALPHABETICAL INDEX OF DEPARTMENTS AND DIVISIONS (Continued)

Name of Department or Division	Dept. or Div. No.	Name of Department or Division	Dept. or Div. No.
HEALTH AND REHABILITATIVE SERVICES, DEPARTMENT OF	590-604	LAW ENFORCEMENT, DEPARTMENT OF	710-714
Divisions:		Divisions:	
Service Delivery Management and Support Services	590	Office of the Executive Director and Division of Staff Services	710
District Administration	591	Criminal Investigations	712
Children's Medical Services	592	Standards and Training	713
Aging and Adult Services	593	Criminal Justice Information System	714
Youth Services	594		
Mental Health Services	595	LEGAL AFFAIRS, DEPARTMENT OF AND ATTORNEY GENERAL	410
Retardation Services	596		
Vocational Rehabilitative Services	597	LEGISLATIVE BRANCH	110-114
Social and Economic Services	598	Divisions:	
Health Services	599	Legislature	110
Office of the Secretary	600	Auditor General	114
Office of the Assistant Secretary for Administrative Services	601		
Office of the Assistant Secretary for Programs	602	MILITARY AFFAIRS, DEPARTMENT OF	620
Office of the Assistant Secretary for Operations	603		
Crimes Compensation Commission	604	NATURAL RESOURCES, DEPARTMENT OF	740-747
		Divisions:	
HIGHWAY SAFETY AND MOTOR VEHICLES, DEPARTMENT OF	760-763	Office of Executive Director and Division of Administrative Services	740
Divisions:		State Lands	741
Office of Executive Director and Division of Administrative Services	760	Marine Resources	742
Florida Highway Patrol	761	Recreation and Parks	745
Driver's Licenses	762	Law Enforcement	746
Motor Vehicles	763	Resource Management	747
INSURANCE, DEPARTMENT OF AND TREASURER	800-819	PAROLE AND PROBATION COMMISSION	780
Divisions:			
Office of Treasurer and Division of Administrative Services	800	PROFESSIONAL REGULATION, DEPARTMENT OF	580-583
State Fire Marshal	801	Divisions:	
Fraudulent Claims	802	Office of the Secretary and Division of General Services	580
Rehabilitation and Liquidation	803	Consolidated Regulatory Boards	581
Insurance Company Regulation	804	Professions	582
Insurance Consumer Services	805	Occupations	583
Liquified Petroleum Gas	806		
Insurance Rating	807	PUBLIC SERVICE COMMISSION	610
Insurance Consumer Services (Agents & Solicitors License)	815		
Administration	816	RELIEF ACTS	850
State Fire Marshall	817		
Risk Management	818	REPLACEMENT TRUST FUNDS	900
Treasury	819		
		REVENUE, DEPARTMENT OF	730-736
INTERNAL IMPROVEMENT TRUST FUND, BOARD OF TRUSTEES OF	750	Divisions:	
		Office of the Executive Director and Division of Administration	730
JUDICIAL BRANCH	210-265	Ad Valorem Tax	732
Divisions:		Audits	735
Supreme Court	210	Collection and Enforcement	736
First District Court of Appeal	211		
Second District Court of Appeal	212	STATE, DEPARTMENT OF AND SECRETARY OF STATE	450-456
Third District Court of Appeal	213	Divisions:	
Fourth District Court of Appeal	214	Office of the Secretary and Division of Administrative Services	450
State Attorneys	215	Elections	451
Public Defenders	216	Archives, History and Records Management	452
Administered Funds	217	Corporations	453
Circuit Courts and Other Related Matters	261	Library Services	454
Judicial Administrative Commission	262	Cultural Affairs	455
County Courts	263	Licensing	456
Judicial Qualifications Commission	264		
Judicial Council	265	TRANSPORTATION, DEPARTMENT OF	550-557
		Divisions:	
LABOR AND EMPLOYMENT SECURITY, DEPARTMENT OF	540-546	Office of the Secretary and Division of Administration	550
Divisions:		Public Transportation Operations	551
Office of the Secretary and Administrative Services	540	Planning and Programming	552
Labor	541	Road Operations	553-554
Employment Security	542	Burns Data Center	555
Tourism	543	Centralized Mobile Equipment and Warehouse Operations	556
Economic Development	544	Public Transportation Operations	557
Workmens Compensation	545		
Employment & Training	546	WORKING CAPITAL FUND	990